

Next Steps in Epidermal Computing: Opportunities and Challenges for Soft On-Skin Devices

Aditya Shekhar Nittala

Saarland University, Saarland Informatics Campus,
Germany and University of Calgary
Calgary, Canada
nittalaa@acm.org

Jürgen Steimle

Saarland University, Saarland Informatics Campus
Saarbrücken, Germany
steimle@cs.uni-saarland.de



Figure 1: Examples of Epidermal Computing Devices for a) eyes-free touch input [230], b) wireless communication through aesthetic on-skin tattoos [97], c) displaying notifications through ultr-thin displays [232], d) feel-through haptics [234], e) sensing physiological signals [155] and f) skin stretchable large scale transistor array for on-skin computing [225]

ABSTRACT

Skin is a promising interaction medium and has been widely explored for mobile, and expressive interaction. Recent research in HCI has seen the development of Epidermal Computing Devices: ultra-thin and non-invasive devices which reside on the user's skin, offering intimate integration with the curved surfaces of the body, while having physical and mechanical properties that are akin to skin, expanding the horizon of on-body interaction. However, with rapid technological advancements in multiple disciplines, we see a need to synthesize the main open research questions and opportunities for the HCI community to advance future research in this area. By systematically analyzing Epidermal Devices contributed in the HCI community, physical sciences research and from our experiences in designing and building Epidermal Devices, we identify opportunities and challenges for advancing research across five themes. This multi-disciplinary synthesis enables multiple research communities to facilitate progression towards more coordinated endeavors for advancing Epidermal Computing.

CCS CONCEPTS

• **Human-centered computing** → **Interaction devices; HCI theory, concepts and models; Empirical studies in HCI.**

KEYWORDS

wearable devices; epidermal devices; survey; soft wearables



This work is licensed under a [Creative Commons Attribution-NonCommercial-ShareAlike International 4.0 License](https://creativecommons.org/licenses/by-nc-sa/4.0/).

CHI '22, April 29-May 5, 2022, New Orleans, LA, USA
© 2022 Copyright held by the owner/author(s).
ACM ISBN 978-1-4503-9157-3/22/04.
<https://doi.org/10.1145/3491102.3517668>

ACM Reference Format:

Aditya Shekhar Nittala and Jürgen Steimle. 2022. Next Steps in Epidermal Computing: Opportunities and Challenges for Soft On-Skin Devices. In *CHI Conference on Human Factors in Computing Systems (CHI '22)*, April 29-May 5, 2022, New Orleans, LA, USA. ACM, New York, NY, USA, 22 pages. <https://doi.org/10.1145/3491102.3517668>

1 INTRODUCTION

The extraordinary properties of skin make it an appealing user interface. First, the presence of mechanoreceptors that capture nuanced tactile sensations afford dexterous tactile input techniques and rich haptic output, which can be further enhanced using the materiality of soft and deformable skin. Moreover, as skin is the largest human organ, it offers a large real-estate for input and output. It is always with us and easily accessible supporting direct, subtle, and discreet interactions. This is applicable for a variety of mobile activities, including walking, running, carrying shopping bags, riding a bike, or driving a car. Lastly, skin is inherently multi-modal. In addition to its haptic aspects and its function of visual display, it can also act as a biological interface for sensing bio-signals.

The HCI community has explored diverse technical approaches for turning human skin into an interface. Amongst others, these comprise optical [67], bio-acoustic [69, 149], magnetic [26, 75], radar-based [224] and ultrasound imaging techniques [145]. A recent stream of work, at the intersection of material science, biomedical engineering, and HCI, has created the foundations for Epidermal Computing – a new form of wearable computing platform that is characterized by ultra-thin devices which are noninvasive, offer intimate integration with the curved surfaces of the body and have physical and mechanical properties that are akin to skin.

These Epidermal Devices, often also referred to as Electronic Skin or Epidermal Electronic Systems (EES), open up a wide range of possibilities by augmenting the human skin with electronic functionality. They enable sensing of tactile input [157, 230], highly-articulated body movements [103, 260], and physiological signals [15,

47, 91, 264]. They provide haptic output [234, 249, 252] or augment the body with visual displays [97, 232]. Moreover, Epidermal Devices enable non-invasive testing of contagious viruses such as COVID-19 [209] and offer non-invasive drug delivery [221]. Last but not least, they can harvest energy from bio-mechanical activities like walking [242] or even human sweat [88].

Prior work in HCI has synthesized challenges in related areas, notably wearable computing [196], skin-based interaction [17, 132], human-computer integration [148] and shape-changing displays [1]. Epidermal Computing Devices present orthogonal key challenges and opportunities that focus on the characteristic technology, new materials and fabrication of these devices, which offer unique opportunities for on-skin functionality and applications. The number of publications on soft on-skin devices in major HCI venues has been rapidly increasing in the past few years, forming a new field; however, almost all work contributes research focused on an individual prototype. There is a need for going beyond individual technical and empirical contributions and identifying a more overarching set of opportunities and challenges that can help direct future research in the field.

While there are a few survey articles and state-of-the-art reports for various types of Epidermal Devices that have been published in other communities [10, 108, 178, 244], this work presents the first multi-disciplinary analysis of Epidermal Devices contributed across multiple research disciplines (HCI, Materials Science, Nanotechnology, Bio-medical, Electronics) and focuses on the HCI-specific questions and research directions that other works have not reviewed. By comparing and contrasting research from prior work, we identify challenges and opportunities across five major themes that are central for the development of Epidermal Computing Devices from an HCI perspective: (1) Materials, (2) Fabrication, (3) Devices and their functionality, (4) Technical and Empirical studies, and (5) Applications and real-world deployments (Figure 3).

We envision this article will guide researchers and practitioners from various disciplines to: (1) understand the state-of-the-art capabilities of Epidermal Devices and identify areas of opportunity from an HCI perspective; (2) situate their work within the broader Epidermal Computing research agenda and identify new research directions for their research communities, (3) allow practitioners in industry and government agencies to better understand the field and potential applications for accelerating the real-world deployment of Epidermal Devices.

2 WHAT IS EPIDERMAL COMPUTING

The vision for Epidermal Computing is to intimately couple sensing, computation, and interaction to the outermost layer of the human body (the epidermis) by means of Epidermal Devices. These devices are soft, of minimal thickness, highly stretchable and flexible, to adapt to complex body geometries and ideally conform to the relief of the skin's surface. Furthermore, Epidermal Devices are non-invasive and should be made of bio-compatible materials. They leverage on perceptual, biological, social and emotional properties associated with human skin, in order to support multi-modal interactions, physiological sensing, health diagnostics and treatment.

One of the key properties that define *Epidermal Interfaces* is skin conformality. This is a crucial property that defines how well a device or interface adapts to the complex relief of the skin. Figure 2 shows SEM (scanning electron microscope) scans of devices of various thickness levels and their skin-conformable property. Figure 2(a) shows the SEM scan of a skin replica without any overlay. Figure 2(b) is the SEM scan when a thin layer of spray-on bandage (~ 20 nm) is applied on the skin. As can be observed, the highly conformable layer is unnoticeable in the scan. When a device of ~ 100 μm is applied on to the skin (Fig. 2c), the device very well adapts to the contours of the skin but fails to penetrate into the deepest creases and pits. Reducing the thickness by ten times, to 10 μm , significantly improves the conformality, as shown in Figures 2(e) and 2(f).

Skin-conformal contact has many advantages in various domains. Firstly, from an ergonomics perspective, skin-conformal devices can be very comfortable and minimally invasive, promoting long-term use [104]. Secondly, a device that is highly skin-conformal minimally attenuates our natural tactile perception capabilities. Tactile cues can be transmitted through these devices to the underlying mechanoreceptors, which enables us to feel natural tactile sensations despite the presence of these interfaces on the body [156]. Thirdly, many bio-signals such as EEG, ECG or EOG are captured with skin-mounted sensing electrodes that need to be in close contact with the skin for acquiring high-quality signals. Similarly, this is a very attractive property for applications in sports and fitness where devices need to be tightly coupled to the body for measuring athletic performance [239].

The degree of skin conformality allows to broadly subdivide Epidermal Computing Devices into two groups: (a) *Skin stickers* are somewhat thicker (~ 100 μm – 700 μm) and therefore can be easily worn, removed from the body surface, and re-applied. A few examples of such devices that have been presented in the HCI literature are iSkin [230], Electrodermis [140], Springlets [64] and Multi-Touch Skin [157]. (b) *Skin-conformal devices* are ultra-thin (ranging between ~ 1 μm and 100 μm). This enables them to be tightly coupled to the skin, in some cases even without any additional adhesives by van der Waals forces alone. They are extremely stretchable, flexible, and adapt very well onto strongly curved and deforming body geometries. Few examples of such devices in the HCI literature are Skintillates [133], DuoSkin [97] SkinMarks [232], Tacttoo [234] and Tip-Tap [101].

2.1 Research Themes and Analysis

The field of HCI has seen rapid growth in the development of Epidermal Devices in the past few years. Starting with iSkin [230] which introduced Epidermal Devices in HCI and enabled touch input on the body, the devices have become slimmer [97, 133] and adapted to complex body geometries [232], have enabled high-resolution touch sensing [157] and novel haptic sensations [64–66, 234], and included monitoring of bio-signals [140, 155]. The physical sciences research community has been investigating Epidermal Devices for more than a decade longer than HCI. The majority of their work focuses on creating and formulating new materials, advanced fabrication techniques, and developing sensors and actuators, which typically involve using sophisticated lab equipment. The learnings

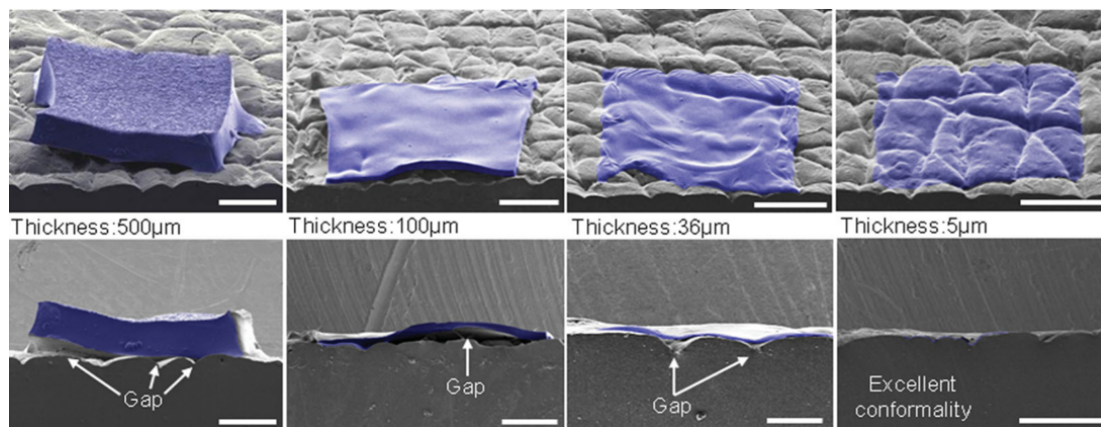


Figure 2: SEM images of epidermal devices of different thickness, showing its effect on skin conformity, reproduced with permission from [86]. Copyright 2013 Wiley-VCH and John Wiley & Sons - Books.

and research innovations from those communities have in parts been taken up by the HCI community, which in turn has led to the development of new interactive devices, along with more accessible fabrication techniques.

To synthesize the opportunities and challenges, we performed a literature analysis across multiple disciplines by analyzing research articles published at top-tier journals and conferences which include: Nature (Nature, Nature Communications, Nature Electronics, Nature Nanotechnology, Nature Materials), Science (Science, Science Advances), Wiley (Advanced Materials, Advanced Functional Materials, Advanced Healthcare Materials), American Chemical Society (ACS Sensors, ACS Applied Material Interfaces, ACS Nano), Royal Society of Chemistry and the ACM Digital Library for research articles in HCI/Computer Science.

Our method of literature analysis is informed by prior work [57, 188]. We conducted a full-text search in the following online repositories: ACM Digital Library, Nature, Science, Wiley, American Chemical Society, Royal Society of Chemistry, using these keywords: “Epidermal Devices; Epidermal Interfaces; Epidermal Electronics; E-Skin; E-Tattoos; Epidermal Electronic System”. This resulted in a total of ~4400 publications. From this large pool of articles, the authors selected publications that have potential direct relevance for HCI, by proposing a fabrication process, by demonstrating functional devices, by proposing applications relevant for HCI, or a combination thereof. Papers with abstracts that did not match any of these three inclusion criteria were dismissed. Furthermore, publications other than main track conference papers and journal articles were dismissed (such as work-in-progress, workshop publications, or demos).

This resulted in a total of ~250 that were retained for further analysis. These articles were then analysed through an open-coding scheme. In an initial analysis of a subset of publications, we identified five themes central for the opportunities and challenges that were subsequently used for categorizing all publications:

- **Functional Materials:** We analyze the functional materials that commonly are used for building Epidermal Devices across disciplines. Based on this, we identify opportunities and challenges

for sustainable materials, stretchable conductors, safety and handling of materials.

- **Fabrication and Design Workflows:** By analyzing and understanding the fabrication mechanisms and design workflows used for realizing Epidermal Devices, we identify potential opportunities and challenges for devising new techniques that better support rapid prototyping, require only simple lab equipment and enable easy fabrication of devices.
- **Devices and their functionality:** We compare and contrast the devices across disciplines based on their functionality and the interactions that are supported. By understanding and analyzing several device types, we identify future device functionalities that can be developed by the HCI community.
- **Evaluation Methods and Strategies:** We compare methods of evaluating technical aspects, human factors and user interaction of Epidermal Computing Devices across disciplines. We identify the next steps with regard to fundamental empirical experiments for understanding skin-specific interactions, social acceptability and in-the-wild studies of Epidermal Computing.
- **Applications and Real-World Deployments:** By comparing and contrasting the applications and deployments that have been targeted, we identify opportunities for potential applications that future Epidermal Devices can target.

In the following sections, we will discuss these thematic areas in turn.

3 MATERIALS

Epidermal Devices are typically fabricated as a multi-material sandwich. Selection of materials is critical, as they need to comply with the demanding mechanical requirements (notably, being soft, stretchable, mechanically robust despite a very low diameter, and adhering to the skin) and offer the required functional properties for the embedded electronics. We will now discuss materials for substrates and functional layers and identify opportunities for future work.

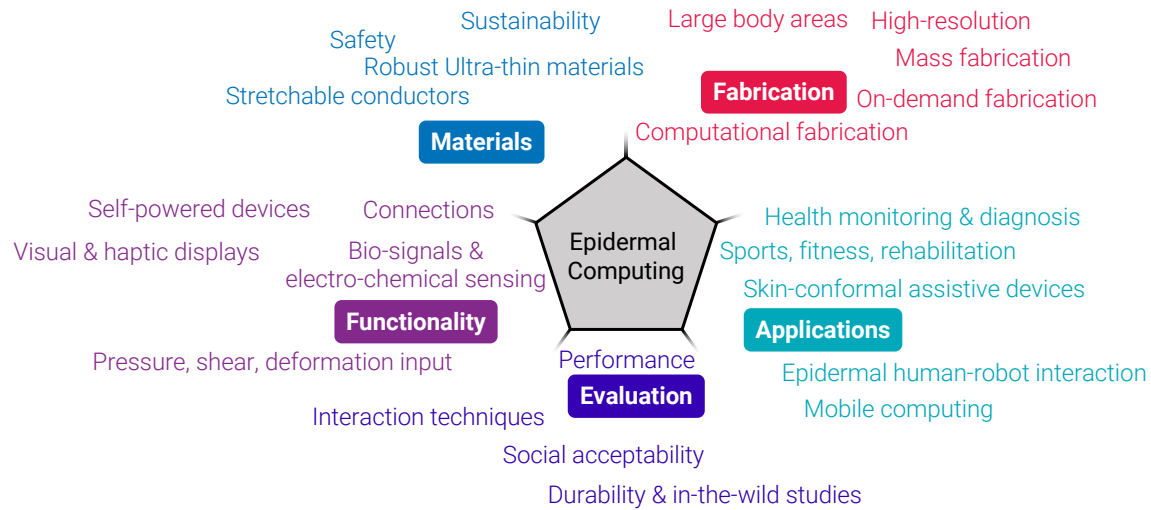


Figure 3: Opportunities and challenges for Epidermal Computing span aspects of materials, fabrication, functionality, evaluation methods and applications.

3.1 Substrates

Substrates usually form the base material onto which functional materials are coated for creating the device sandwich.

3.1.1 PDMS. PDMS (poly (dimethyl) siloxane) is one of the most commonly used substrate materials for fabricating epidermal devices. It is optically transparent (240 – 1100 nm wave length) [23, 144, 195], flexible [90, 235], highly stretchable and bio-compatible [62, 235]. It can be fabricated in a range of thicknesses between ~ 10 – 700 μ m for Epidermal Devices, allowing for trading-off between conformality and mechanical durability for a given application case.

PDMS offers additional advantages because of its low cost and rapid prototyping capability. This makes PDMS not only widely used in physical sciences research [36, 87, 104, 166], but it has also been used in the HCI community to create epidermal touch sensors [230], thermochromic displays [227] and for creating haptic sensations using micro-fluidic channels [66].

3.1.2 Tattoo Decal Paper. Tattoo Decal or Temporary Tattoo paper is another commonly used substrate material for fabricating ultrathin Epidermal Devices. The main constituents of tattoos are polymers, having low Young's modulus [47, 142] and the overall thickness is submicrometric [47]. These two peculiar characteristics make it an ideal substrate material for obtaining conformal adhesion to the skin [104]. Temporary Tattoo paper is composed of ultrathin (<1 μ m) carrier film, water-soluble polyvinyl alcohol (PVA) layer, and backing paper for ease of handling. Functional layers can be easily created on the substrate through inkjet printing [102, 135] or screen printing [133, 232]. Once the devices are printed they can be transferred to the human skin through water transfer: when water is applied to the temporary tattoo paper, the carrier film separates from the paper leaving behind an ultrathin layer composed of functional layers that easily adapt to the body surface.

Temporary tattoo paper has been extensively used in physical sciences research for fabricating various devices such as skin-conforming electrodes for electrophysiology [15, 47, 91, 135, 204], emotion sensing [81], transistors and edible electronics [21], wireless communication [213], energy harvesting on skin [88] and for organic indoor photovoltaics [169]. Temporary tattoo paper has also been extensively used in the HCI community for creating various devices such as touch sensors [133, 232], 2D touch matrices [97, 157], battery-less 2D touch input [101], electro-tactile actuators [234], physiological sensing [155], displays [97, 133, 232], and on-skin PCBs [96].

3.1.3 Hydrogels. Hydrogels and ionogels are another promising class of stretchable active materials, noteworthy because they closely mimic the mechanical, chemical, and optical properties of biological tissues [240]. Due to the advantages of their 3D structure, biocompatibility, and biodegradability, hydrogels have been used for a wide variety of applications such as tissue engineering [129], and highly stretchable printed electronics [253]. We are seeing first explorations of hydrogels in the HCI community for epidermal devices which change their texture and stiffness through joule heating [95].

3.1.4 Substrate-Less or Water-Soluble Substrates. Depositing functional materials directly onto the skin has been another way that has been explored in physical sciences research. This is typically done through a water-soluble substrate that dissolves during wet transfer [228, 229].

3.1.5 Textile Patches. While e-textile research is a substantial research area on its own with multiple research communities actively exploring the field, a few research works in HCI have investigated the use of e-textiles as on-skin interfaces.

This includes augmenting the skin by adhering soft textile patches [197, 198] as well as using weaving or machine embroidery for creating patches with unique visuo-haptic properties [77, 89, 200].

3.2 Functional Materials

3.2.1 Conductors. Epidermal Devices typically require one or more conductive layers on a base substrate for performing a specific function. Multiple approaches and materials have been explored for coating conductive layers. The most commonly used functional materials are:

- **Metallic Conductors:** Metallic conductors are one of the most commonly used functional materials because of their high conductivity and ease of processing. Silver and gold have been used very commonly in the HCI community either in form of screen-printing pastes [133, 232] or through thin films [97]. These are also very commonly used materials in physical sciences research [147, 228]. Metallic conductors in the form of Silver nanoparticles (AgNp) can also be deposited through ink-jet printing methods [102]. Additionally, they are also used in the form of nanowires and nanoparticles [72, 113].
- **Intrinsically Stretchable Polymers:** By comparison to metallic conductors that have high Young's modulus and hence are very brittle, intrinsically stretchable polymers have attractive mechanical properties such as high stretchability and deformability. A well-studied conductive polymer is poly(3,4-ethylenedioxythiophene) polystyrenesulfonate (PEDOT:PSS) [223]. It has been widely used in physical sciences research community for creating Epidermal Devices which measure physiological signals such as EMG, ECG and EEG [47, 126]. PEDOT:PSS has also been widely used in the HCI community for creating stretchable interactive devices [56, 233], pressure sensing foils [181] and epidermal devices [157, 232, 234]. Physical sciences research has also explored other stretchable polymers that offer superior deformability, such as a compound material formed from the copolymerization of poly(3-hexylthiophene) (P3HT) and polyethylene (PE) to obtain (P3HT-PE) which offers up to 600% stretchability [150].
- **Carbon Composites:** Carbon and its composites like graphite, graphene or activated charcoal have been successfully used for creating Epidermal Devices [91, 111, 237]. Carbon composites have received lesser attention in the HCI community, with only a few works using them [230]. A key advantage is that they are low-cost when compared to metallic conductors which have limited reserves and are expensive. Some of the allotropes of carbon used for fabrication purposes are graphite [180] and graphene [48]. Graphene has received wide attention because of its electrical conductivity, mechanical properties [179] and the "thinnest" known material [48] and as a result has been used in realizing a number of Epidermal Devices [76, 91, 122]. However, since graphene is expensive [48], Graphite has been viewed as another alternative since it is a low-cost material, and offers the advantage of bio-compatibility [27]. It has relatively low conductivity but is also a popular choice to develop devices for biomedical applications [151].
- **Nanowires, Nanomeshes, and Nano-Tubes:** Nano particles typically in the form of nanowires (NWs), nano-meshes or nano-tubes are another class of conductive materials that have been extensively used [24, 243]. Multi-walled carbon nano-tubes have also been recently introduced in HCI for realizing self-healing interfaces [153, 177]. A key advantage of using nanomeshes is that they can be realized in highly thin form factors while being

stretchable and achieving superior conformal contact in comparison to the planar polymeric substrates [92, 226]. However, a key challenge for using nanomeshes and nanowires is the complex fabrication process which often requires sophisticated equipment.

- **Liquid Metals:** Liquid metals are another class of conductors that offer the benefits of high deformability [261] and high electrical conductivity [263]. Most prior research that utilized liquid metals have employed gallium-based liquid metals to develop epidermal devices that measure strain [167] and pressure [246]. They have also been used for creating capacitive touch and pressure [4] sensors, resistive strain sensors [161, 168], for measuring the angle of body joints [146] and for self-healing robots [141]. Liquid metals are also becoming increasingly popular in the HCI community [187, 206, 207, 219], however with only very little work investigating their use in Epidermal Devices [152].

3.2.2 Insulators and Dielectrics. Dielectrics and insulating materials are necessary for creating devices that are composed of multi-material layers and for insulating the device from its environment.

One common approach is to embed silicone elastomers as flat or textured sheets [230, 243]. Another approach is to print fine layers of dielectric materials [102, 232] or use multiple layers of the base material as an insulating material.

3.2.3 Skin Adhesives. Skin adhesives are typically used to achieve stronger adhesion of the device onto the skin. In some cases, the high stretchability and very low thickness levels of the devices make them bond to the skin through just van der Waals forces without the need for external adhesives [104]. Other approaches typically include using commercially available solutions such as water-soluble tape [85], commercial medical grade adhesives [140, 156], tattoo-paper adhesive [97, 133, 232], acrylic [107], spray bandage [247], and mastic [230].

3.3 Opportunities and Challenges

3.3.1 Sustainable Materials. Most materials used for Epidermal Devices today are not sustainable. For instance, rare metals are precious resources, most polymers do not biodegrade well, and multi-material sandwiches are hard to recycle. Considering that many devices are intended for one-time or short-term use, this is an issue. Here, bio-based and bio-degradable materials can open up new design space for epidermal devices, which is beginning to be explored in Materials Science [111] and HCI [215]. By using fully bio-degradable materials like gelatin, agar-agar, etc., one might ultimately have Epidermal Devices that after use can be simply composted.

3.3.2 Stretchable Conductors. A common challenge is the trade-off that exists between highly conductive materials and their stretchability. Intrinsically stretchable conductors such as PEDOT:PSS are stretchable, but typically suffer from a rather low conductivity. In contrast, metallic conductors such as silver and gold possess high conductance levels, however, they are brittle because of their high Young's modulus. A common strategy that has been employed in the Materials science community is to have composite materials, e.g. mixing liquid metals with silver particles to have highly stretchable and conductive material composites [204]. However, a downside of

this approach is that the formulation process is complex and the composite material (e.g. liquid metals) might not be bio-compatible. Another approach has been to use carbon in the form of nano-tubes or nano-particles. These have been successfully demonstrated in materials and HCI research works. However, they need meticulous safety practices and a lab environment that might not be available to a large community of makers, hobbyists, and practitioners. The next step in this direction is to identify the suitable materials that are easy to handle, are bio-compatible, stretchable, conductive, and require minimal safety equipment and measures. Carbon-based composites such as graphene and graphite show a promising direction in this regard [27, 48]. Another approach that has been used is to fabricate multi-material layers composed of intrinsically conductive polymer (e.g. PEDOT:PSS) and highly conductive metals (e.g. Silver) so that the conductive polymer bridges the cracks that occur in the metal layer [232].

3.3.3 Robust Ultra-Thin Materials. While tattoo-papers are ultra-slim and conform to complex geometries, they suffer from limited mechanical robustness. PDMS substrates on the other hand offer can be fabricated to custom thickness levels offering and can be more mechanically robust [156]. However, a key challenge that needs to be addressed is to identify substrate materials and their compositions that are ultra-thin and stretchable while being mechanically robust for a long duration. The same holds true for functional materials, and new explorations on functional carbon composites which include graphene and its compounds in materials science offer a promising direction in this regard [27, 48].

3.3.4 Technical and Safety Challenges for Handling Materials. Epidermal Devices are present on the surface of the human body and hence the functional materials that are used in the device should not harm the human body. While there have been several explorations of using sophisticated materials such as carbon-nanotubes and liquid metals in the HCI literature, special consideration should be taken with respect to the handling of these materials as they are toxic and hence not compatible with the typical standards applied in DIY processing. While safety standards and training do exist in maker spaces and fab labs, these usually cover the safe handling of machines, rather than the safe handling of materials. In the HCI and maker communities, we see the need to increase the awareness of potential hazards associated with materials and their processing and recommend lab managers to establish formal safety standards and dedicated training on material safety.

Another opportunity here is to identify, explore and investigate completely safe-to-use and bio-compatible materials. For instance, recent work in physical sciences research has demonstrated Epidermal Devices using a pencil [237].

4 FABRICATION

The fabrication of Epidermal Devices not only involves identifying the right set of methods, tools, and equipment for creating the multi-material sandwich. It also involves challenges regarding the design of layouts that are fabricable and comply with a user's aesthetic preferences.

4.1 Fabrication Methods

4.1.1 Additive Methods. : Typical additive fabrication methods use printing to pattern a sheet of substrate material with functional ink. The arguably most commonly used approach is screen printing, as it allows for convenient deposition of a very wide range of materials with fine-tuned layer thicknesses and sufficiently good resolution [78, 128, 257]. Due to the simplicity of fabrication, it has been widely used in the HCI community [133, 232, 233]. However, the approach is manual and requires creating a negative mask, which makes it slower than alternative techniques.

A rapid approach for creating high-resolution patterns is inkjet printing with functional inks. Physical sciences research typically uses specialized industrial inkjet printers [47], which are very expensive and not easily accessible to hobbyists, practitioners, and many HCI research labs. Recent research in HCI has contributed inkjet printing and transfer approaches that are simple and can be deployed with inexpensive commodity inkjet printers [30, 102]. In addition to these, *Direct On-Skin Printing* techniques involve directly printing functional layers on the skin [59]. Recent research in HCI has demonstrated this via pen-based devices which used computational guides for inking [171] and through wearable plotters that deposit ink based on the target design provided through a design tool [34].

4.1.2 Subtractive Methods. : Typical subtractive methods involve cutting a substrate or film of functional materials into a patterned structure, by cutting out residual materials and leaving behind the desired pattern on the substrate. Commonly used tools are mechanical plotter cuts [97] or more advanced laser cutting such as CO₂ [136, 230] or UV laser micromachining [140].

4.1.3 Mixed Methods. : Another recently introduced technique that uses a mix of additive and subtractive methods is the "cut-and-paste" method [241] which involves using a mechanical plotter to cut a specific design on a functional layer. The resultant functional layer is then transferred onto the desired substrate. This technique has been widely used in the Materials Science community with variants of this approach being actively pursued [228]. A similar approach uses a doctor blade to incrementally add functional layers and use CNC milling to have the device in custom shape [227].

While the HCI community majorly focuses on fabrication techniques that are easy, rapid, and can be performed with simple lab equipment, the physical sciences research community employs various other approaches involving more complex procedures and equipment such as electrospinning and vacuum depositions [147], microfabrication, and thermal deposition techniques [71].

4.2 Computational Design and Optimization

Optimizing designs for targeting a specific functionality is a common practice in HCI and physical sciences research communities. This involves optimizing electrical, physical and mechanical parameters, for instance for withstanding high strain [85], or for specific electronic functionality such as the design of antennas for near-field communication (NFC) [107].

One of the areas, where the HCI community has made rapid advances in the use of computational design approaches for creating personalized device designs that are optimized for a user's body,

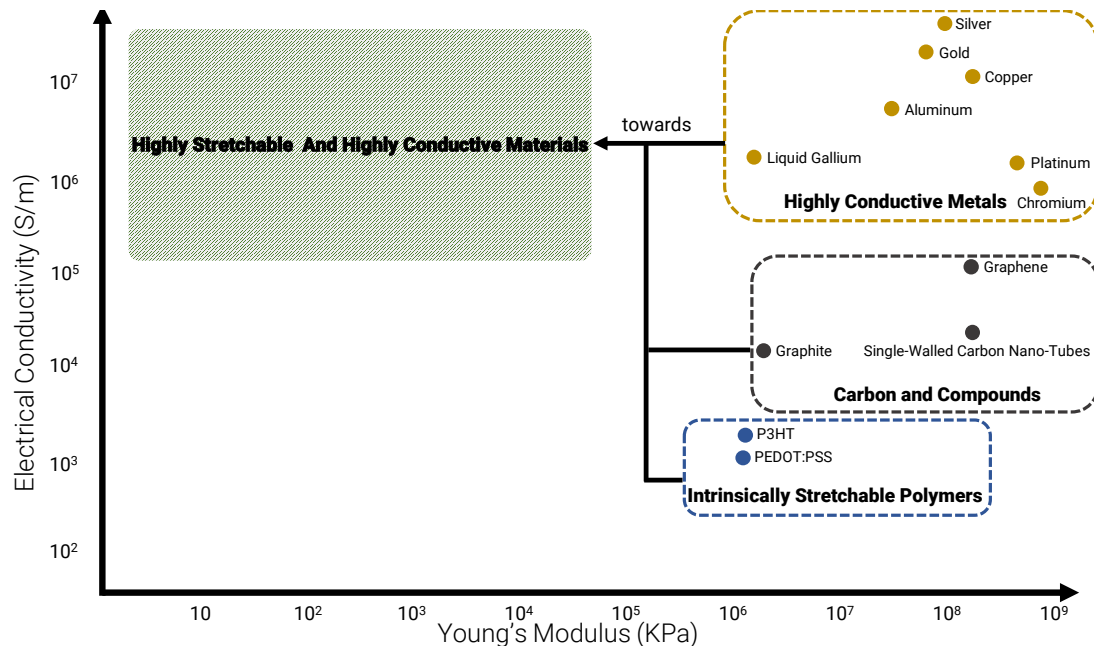


Figure 4: Most commonly used functional materials for epidermal devices, plotted against their respective electrical conductivity and Young’s modulus. A key opportunity for further research is to develop highly stretchable materials that possess high electrical conductivity. Note: Young’s modulus is inversely proportional to stretchability.

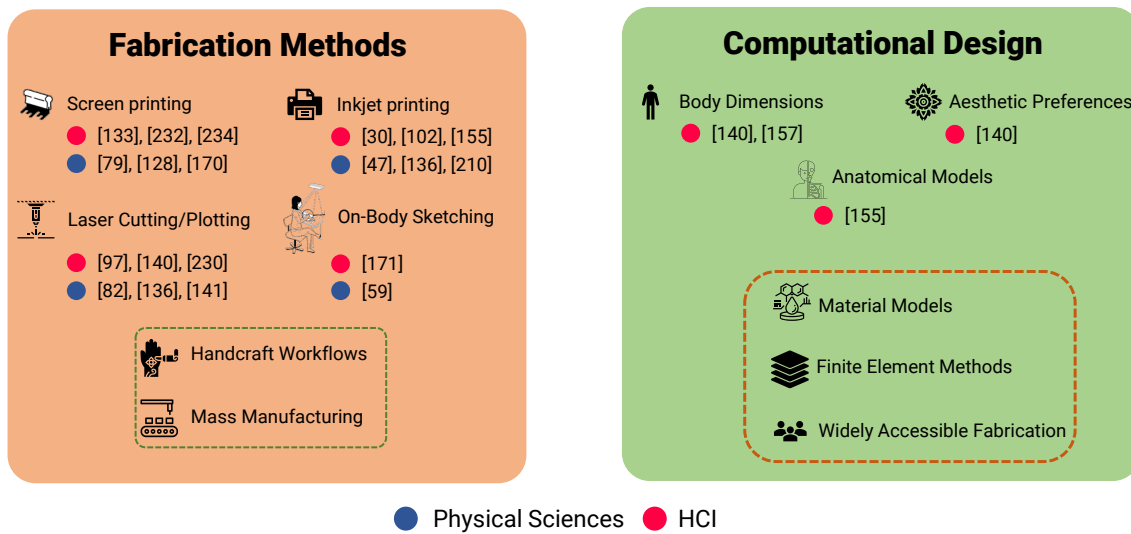


Figure 5: Key research themes for Fabricating Epidermal Devices. A number of rapid and easy-to-perform fabrication methods have been explored in HCI. For each of the fabrication methods and computational design approaches, representative research works from physical sciences and HCI research are shown. Next steps (highlighted) include the exploration of fabrication methods that leverage on traditional art and handcraft based workflows (e.g. henna tattoos) and exploration of mass manufacturing techniques. For computational design techniques, advanced design tools incorporating material properties, FEM analysis and widely accessible fabrication methods are the next crucial steps.

often using interactive graphical design tools. This includes, for instance, a custom design tool for creating non-rectangular touch sensor designs that fit on desired body parts [157], a design tool for optimizing placement of electrodes based on anatomical models for physiological sensing [154] or a design tool for controlling the aesthetics of an Epidermal Device [140].

4.3 Aesthetics

Skin acts as a social display that signals traits related to personality, demographics, health, and social status [201]. Diverse forms of aesthetic skin decoration, such as henna, make-up, jewellery and tattoos, are wide-spread across cultures [41, 119, 162]. If worn visibly, Epidermal Devices become an element of social display, possibly even a fashion item. Therefore, their visual and material aesthetics are central aspects for user adoption. Research in HCI is considering this aspect increasingly, while it still remains rarely addressed in materials science and physical sciences [58].

The current state of the art of fabrication incorporates aesthetics in the following ways:

- **Using Aesthetic Materials:** Metallic materials such as gold or silver have been used for decorative purposes. Using these materials for fabricating Epidermal Devices has enabled the devices to be intrinsically attractive. A common way to use them is with temporary tattoos [97] or through interactive cosmetics and make-up materials [137, 216].
- **Art Layers:** Art layers are one of the commonly used techniques to add aesthetically pleasing graphics on top of the device, which is typically hiding the device's internal structure. This is often done by using a dedicated layer of temporary tattoo [133, 137, 157, 232] or molded onto the device [140].
- **Aesthetic Functional Designs:** A third approach does not hide the device's inner functional structure, but rather designs it to be visually attractive. Electrical circuits or functional elements of sensors are laid out in ornamental shapes that create a desired visual aesthetics [230]. Prior work has achieved this through laser cutting [230], CNC milling [227], a cutting plotter [97], and free inking [171].

Recent work in HCI involves interactive computational tools for creating aesthetic on-skin devices, such as creating devices decorated with custom Voronoi patterns [140], or creating functional and aesthetic epidermal circuits with computer-assisted free-form sketching [171].

4.4 Opportunities and Challenges

4.4.1 Computational Fabrication. An important direction for future work is to devise new computational design techniques that assist the designer in customizing the design for individual users, their body dimensions, and aesthetic preferences. Such techniques will need to take into account anatomical models and operationalize them for automatic optimization. This will be particularly important for functionality that depends on a specific body location, such as monitoring bio-signals. It remains a wide-open challenge of how to capture and model a user's aesthetic preferences, and operationalize them for computer-assisted device designs. These steps will pave the way for the rapid fabrication of epidermal devices that can be

customized for form, shape, and aesthetics. Integrating computational design approaches with rapid prototyping techniques can facilitate on-demand mass fabrication of devices. This can enable more widespread and in-the-wild testing and evaluation of device designs, which in turn can guide the computational design and fabrication process. In addition to incorporating human-centered properties such as body dimensions and anatomical models, future tools should also explore integrating material models and finite element analysis methods which allows designers to quickly identify, predict, debug and custom-design the mechanical and electrical properties of the device.

4.4.2 Fabricating for Large Body Areas. Current state-of-the-art devices in HCI are usually designed for relatively small body areas and regions. Scaling up the size of such devices to enable coverage over entire, large regions of the body can open new avenues for physiological sensing. For instance, large-area, body-scale epidermal devices for electromyography (EMG) can provide robust recording capabilities across multiple muscle groups. Full-scalp or full-forehead epidermal devices for electroencephalography (EEG) can monitor electrical activity across the brain with high resolution. However, there remain three major challenges in scaling current epidermal devices in HCI for large-area electrophysiology: Firstly, the current fabrication processes used in HCI limit the size of devices to a few centimeters. Recent work in bio-medical engineering has demonstrated tattoo-like electrodes for full-scalp EEG [229]. However, the microfabrication process on large thin-film wafers is expensive and requires sophisticated equipment. Secondly, without robust encapsulation, extended interconnects in direct contact with the skin can capture unwanted but substantial biopotentials that interfere with the signals collected by the measuring electrodes [32, 70]. Finally, the geometrically non-developable nature of human skin surfaces can cause wrinkles and high levels of strain on the ultrathin electrodes, which can reduce the mechanical robustness or the conformality of the devices [138, 222].

4.4.3 Supporting High Resolution and Complex Aesthetic Patterns. One of the key features of Epidermal Devices that the HCI community has focused on is their aesthetic appearance. While there are custom design tools that enable designers to create 2D aesthetic patterns [140] and support free-form sketching with a pen or a computer-controlled plotter [34, 171], most of these aesthetic designs are limited to line-arts and simple designs. Future work should investigate how more complex aesthetic patterns that are common in traditional handicrafts can be incorporated.

4.4.4 Mass Fabrication Techniques. A big next step for advancing Epidermal Computing for creating devices on a scale and for real-world deployments is to explore and identify mass manufacturing fabrication techniques. While some of the fabrication processes that have been used for Epidermal Devices have been based on mass manufacturing processes such as screen printing, they have not yet been explored on a large scale. Other techniques are not compatible or not suitable for producing devices on a large scale. An analogy that can be compared to here is the growth of interactive textiles that leverage standard practices of mass-manufacturing textiles such as weaving, using of looms, and development of yarns [170].

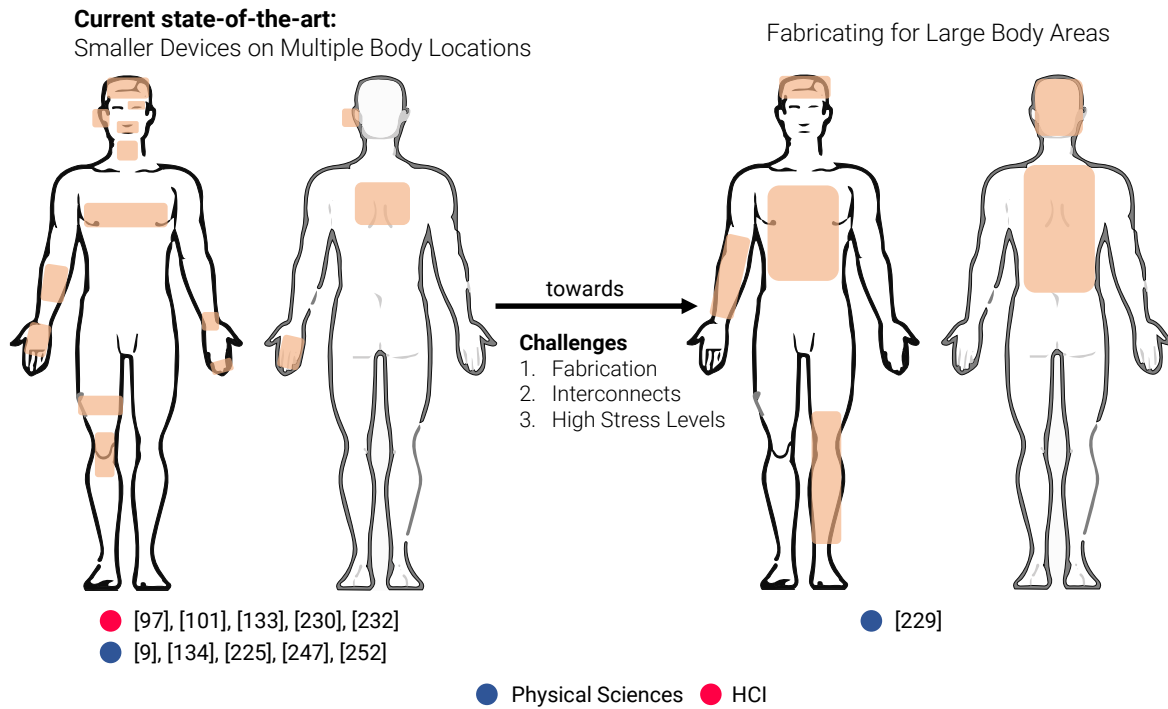


Figure 6: Current Epidermal devices are limited to a few centimeters size. The next step is to create skin-conformable epidermal devices that cover large body areas. Representative research works from physical sciences and HCI research community are shown.

4.4.5 On-Demand Fabrication Techniques. An approach orthogonal to mass-manufacturing is on-demand, on-place fabrication. Epidermal devices that are personalized for a specific user might be fabricated on-demand at a local pharmacy or even at the user's home. Recent work on fabricating epidermal devices with inexpensive commodity desktop printers is making a pioneering step in this direction [102, 155]; however, more work is required until we can ultimately print an entire device on demand.

4.4.6 Promoting Inclusive Design. Previous interactive technologies (e.g. high-end smartphones) have raised concerns over a "Digital Divide", i.e. the technology is not equally accessible to everyone. This can be amplified in the case of Epidermal devices. A simple example is the creation of Epidermal Devices with high-end functionality that currently requires sophisticated infrastructure which is available to only a few labs in the world. Such exclusive means for design and prototyping risk to exclude significant groups of stakeholders from the power to co-define this novel technology, in turn creating new divides that can have new and unexpected consequences. Hence, we advocate for fabrication techniques, materials, and infrastructure that are widely accessible and at a low-cost, to reduce or mitigate new digital divides.

5 FUNCTIONALITY OF DEVICES

Epidermal Devices can serve multiple functions: they can act as input devices through touch, pressure, and gestural input, provide

multi-sensory haptic feedback and visual output, monitor physiological signals, and offer a promising platform for health monitoring and diagnostics.

5.1 Input

5.1.1 Tactile Sensing. Touch and pressure contact has been one of the most frequently investigated forms of input for Epidermal Devices in both HCI and physical sciences research [3, 97, 133, 134, 165, 230, 245], realized using self-capacitance, mutual-capacitance, or resistive sensing schemes. Prior work in HCI also includes a high-resolution touch sensing matrices in non-rectangular form factors [157]. While pressure sensing has been explored through a few devices in HCI community [230, 249], higher-resolution pressure sensing matrices need to be investigated.

5.1.2 Kinematic Sensing. Epidermal Devices that capture dynamic motions of the human body can provide critical insights across a broad range of applications, from clinical diagnostics (movement disorders [124, 203], neurological disorders [82]) to athletic performance monitoring [239, 256]. Sensing of body motions through Epidermal devices has also been widely explored in the HCI community [133, 140, 155, 232]. In addition to precise movement tracking, kinematic sensing also allows for using body movements for interactive application such as gesture detection [260]. Typically epidermal kinematic sensing is deployed through strain sensors, IMUs or through EMG approaches.

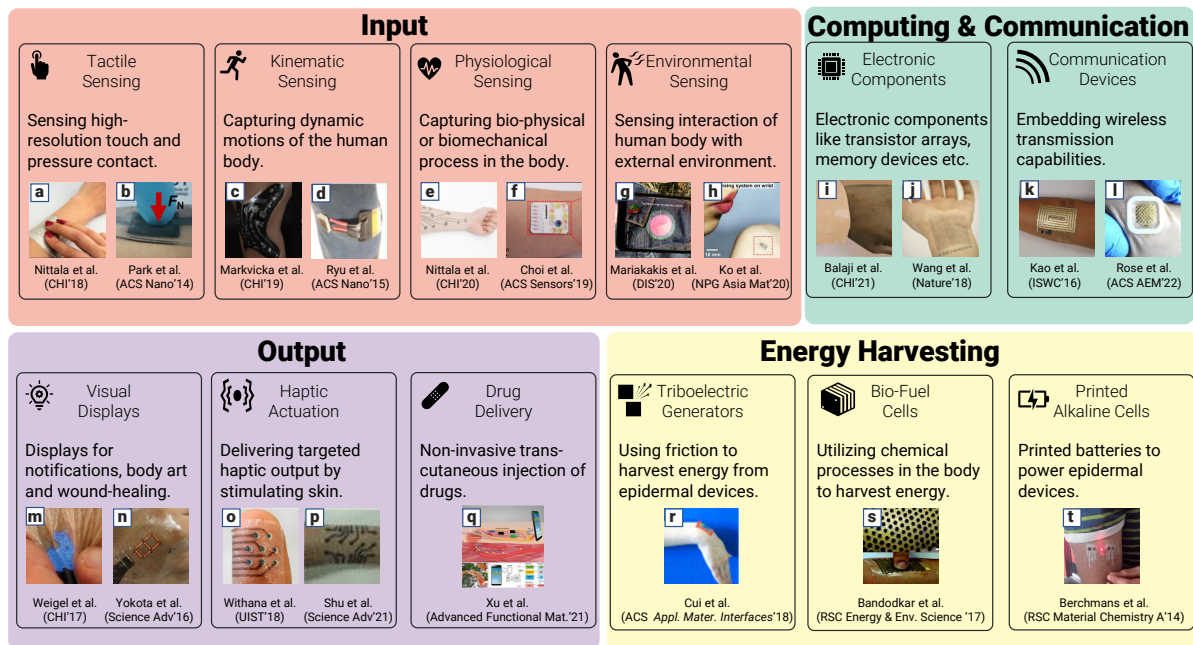


Figure 7: Broad overview of the device classes covered in this survey. For each of the classes, representative devices from the HCI community and physical sciences research community are shown here. (a) Multi-touch sensing on the skin [157] (b) deformation sensing on the skin. Reprinted with permission from ref [165]. Copyright 2014 American Chemical Society. (c & d) capturing dynamic motions of the human body through strain sensors. Reprinted with permission from ref. [140, 186, 239] Copyright 2015 American Chemical Society. (e) physiological sensing on the skin for capturing EMG and ECG signals [155] (f) electro-chemical sensing on the skin for characterization of sweat. Reprinted with permission from ref. [33]. Copyright 2020 American Chemical Society. Environmental sensing on the skin for detecting UV exposure (g) and exposure to harmful gases (h). Reprinted with permission from ref. [139] and ref. [115]. Computing power added to epidermal devices through FPGA arrays [8] and transistor arrays [225]. Reprinted with permission from ref. [8] and ref. [225]. Copyright 2018 Springer Nature. Adding wireless communication capabilities (k & l). Reprinted with permission from ref. [97] and ref. [183]. Copyright 2022 American Chemical Society. Output on the skin through EL displays (m) and LED arrays (n). Reprinted with permission from ref. [248]. Haptic output delivered on the skin through electro-tactile actuation [191, 234]. (q) Non-invasive drug delivery [236]. Reprinted with permission from ref. [236]. Copyright 2021 Wiley-VCH Verlag GmbH & Co. KGaA. (r) harvesting energy from friction [38]. Reprinted with permission from ref. [38]. Copyright 2018 American Chemical Society. Energy harvesting on the skin through bio-fuel cells and printed alkaline cells (s & t). Reprinted with permission from ref. [14] and ref. [16]. Copyright 2017 and 2014, Royal Society of Chemistry.

5.1.3 Physiological Sensing. Physiological signals are readings or measurements that are produced by the biophysical or biochemical processes that happen in the human body. Epidermal electro-physiological sensors have been developed that measure the changes in electrical signals during various processes such as cardiac cycles [47, 155, 229, 237], muscle movements and skin-conductance measurements [102, 155]. In addition to EMG, ECG and EDA signals, the physical sciences community has also explored the design of devices for EEG [126] and EOG [2] measurements.

Electro-chemical sensors are another class of devices that convert information associated with biochemical processes that happen in the body. They can also be used for detecting viruses and pathogens in the body [209]. A wide range of electro-chemical Epidermal Devices have been developed which measure blood glucose levels [108], hemoglobin [110] or characterize sweat [9, 33] with various compounds such as pH levels [39] or trace metals [109].

5.1.4 Environmental Sensing. The interaction of the human body with external environmental signals can be a good indicator of health. These environmental factors include exposure to UV light, pollutants, and gases which can be hazardous.

Prior research has contributed Epidermal Devices for sensing various environmental elements such as UV exposure [51, 139, 210], harmful gases like as nitric oxide [115], humidity levels [211], and exposure to explosives and gun shot residues [13]. While there has been extensive research in physical sciences, environmental sensing so far has received very limited attention in HCI, with pioneering work investigating the fabrication of chemical UV sensors [139].

5.2 Output

5.2.1 Visual Displays. Visual displays on the skin can serve multiple purposes. Firstly they can provide subtle notifications to the user [97, 232]; second, they can be embedded with tattoo art to add

further aesthetic value to the devices [133]; third, in a medical context, they can be utilized for healing wounds on the skin [83]. Prior work on epidermal displays from the physical sciences includes a high-resolution display matrix made of LEDs [49, 71], electro-luminescent displays [105, 257], stretchable organic LEDs [83, 84], thermochromic [106], and electrochromic displays [35, 164]. Research in HCI built onto some of these findings to focus on more accessible fabrication approaches in a simple lab or DIY settings. Approaches comprise the fabrication of Epidermal Devices that consist of SMD LEDs [133], stretchable electro-luminescent displays [232, 233] and thermochromic displays [97, 227].

5.2.2 Actuation. Stretchable epidermal actuators attached closely to human skin can act as devices that produce haptic output on the body through targeted stimulations. A large number of epidermal haptic output devices have been presented across research communities. Various technologies have been successfully employed. The approach that allows for the most minimal form factor uses electro-tactile stimulation. Two or more electrodes in direct contact with the skin deliver a controlled electrical pulse to directly stimulate nerve stems of mechanoreceptors, which can be perceived as vibrations. These types of actuators have been extensively explored both in the physical sciences [191] and HCI research communities [100, 234]. Various other approaches have been explored for creating haptic sensations based on mechanical movement. These include the use of dielectric elastomers [202, 249], magnetic actuation [143, 252], piezoelectric actuation [258], mechanical actuation with shape memory alloys [31, 64] and actuation through microfluidic channels [65, 66]. A key observation here is that both the HCI community and physical sciences research community are very active in designing actuator devices, with competitive results. However, the communities complement each other in the evaluation approaches: the HCI community's focus on psychophysical studies to validate the actuation principle and corresponding human perception can go hand-in-hand with the materials and fabrication-centered evaluations that are typically performed in the physical sciences research community.

5.2.3 Drug Delivery. Drug delivery devices are another class of output devices that non-invasively and transcutaneously inject drugs. This is achieved through multiple approaches including the use of microneedles [123], electrical methods [236], ultrasound methods [194] and thermal ablation [7]. A more detailed discussion of various types of drug delivery mechanisms (not all are compatible with Epidermal Devices) can be found in [172].

5.3 Computation and Communication

In addition to means for input and output, prior research has also investigated components that are central for on-device computation and communication.

5.3.1 Electronic Components and Fully Integrated Devices. Electronic components such as transistors, memory devices that are building blocks of computing. Prior literature in physical science research community has developed fully printed capacitors [6], transistors [160], dense transistors arrays [40, 225], memory and logic devices [193]. In addition to these components, the design and fabrication of fully-integrated devices is a very active research

topic [50, 122, 184]. Self-contained devices are also being actively pursued in the HCI community [140, 152], with even computational capability for running on-device neural network models being imbued into devices via off-the-shelf FPGAs [8].

5.3.2 Communication Components. Often Epidermal Devices are coupled with wireless communication modules to send data to a remote computer or a mobile device for further processing. These strategies typically involve using on-device antennas for wireless communication [104]. Epidermal devices with wireless transmission capabilities have been developed for power transfer [79], near-field communication [97, 107], radio frequency communication [185] and wireless bluetooth communication [77].

5.4 Energy Harvesting

While extensive efforts have been devoted to the development of wearable health and fitness monitoring systems, limited efforts have focused on developing body-worn energy harvesting and energy storage for powering these sensing systems. Most of the work on energy harvesting devices has been contributed in the physical sciences research community by using electro-chemical approaches [12]. Pioneering work from HCI has been using commercial supercapacitors for energy harvesting [77].

Triboelectric generators (commonly termed as TENGs) are one of the most commonly used techniques and utilize the principles of tribocharging to harvest mechanical energy and convert it into electricity in a simple and low-cost manner [38, 46]. Energy harvesting through triboelectric generators has also received attention in the HCI community recently. They have been used for powering paper-based interfaces [28], microphones and acoustic sensing [5] and for interactive cords and textiles [53, 189]. Moreover, biofuel cells (BFCs) have been explored in the physical sciences research community. These are devices that convert chemical energy into electricity through biocatalytic reaction. They are a promising source for generating sustainable electrical energy [12, 61, 255]. Epidermal BFCs have been successfully deployed to harvest energy from human sweat [11, 14, 88, 199]. Finally, thin-film alkaline batteries [259] that use water-based electrolytes can be used for powering on-skin electronics [16, 120].

5.5 Opportunities and Challenges

5.5.1 Pressure, Shear and Deformation Input. While touch contact sensing on Epidermal Devices has been intensely studied in the HCI community [97, 133, 157, 230], there is yet very little investigation of interaction using variations of pressure, shear and deformation. These promise to further enhance the interaction vocabulary by directly building on the softness of human skin. In particular, high-resolution sensing matrices should be investigated alongside the versatile gestures and interactions they enable on diverse body locations. This could be achieved by building onto research from material and physical sciences, and use piezo-resistive materials which have a good response to pressure [182], or employ capacitive approaches with soft dielectric materials, which provide a unique capacitive signature when normal or shear force is applied. Dense microfluidic channels and ionotronic sensing [262] is another promising alternative.

5.5.2 Output with Visual Displays and Haptic Displays. Further improving the quality of visual displays within interactive Epidermal Devices will be an important next step, to move past the limited quality and resolution of thermochromic or electroluminescent displays.

Printed e-ink displays and OLEDs are powerful display technologies that should be explored for Epidermal Devices. E-ink displays have been explored for wearable devices [44]; however, a key challenge is the realization of e-ink displays in skin-conformal form factors, and ideally in a simple lab environment.

Important next steps for epidermal tactile output displays comprises increasing their spatial resolution and scale. Integrating multiple forms of haptic output, for instance, pressure, skin stretch, and thermal output, in one Epidermal Device is another very promising direction, as this directly corresponds to the multi-sensory nature of human skin. Electric muscle stimulation has been widely used for providing kinesthetic feedback [99]. However, the vast majority of this work uses either commercial gel-electrodes or textile electrodes [114]. An opportunity for more ergonomically wearable systems is to use Epidermal Devices that encapsulate dry electrodes for EMS output.

5.5.3 Bio-Signals and Electro-Chemical Sensing. Integrating physiological sensing to a greater extent opens up interesting directions for research in HCI, which so far has been mostly concerned with user input and system feedback. For instance, deploying electrophysiological sensors that capture multiple bio-signals (e.g., EEG, ECG, EOG, EDA) at various body locations can open up opportunities for diverse applications such as continuous activity tracking, gestural interaction, or health monitoring.

Moreover, we identified that the HCI community so far is not using electro-chemical sensing for capturing rich bio-signal data about the electrolyte and metabolite concentrations in the body. For instance, these comprise measuring blood glucose levels or lactate levels in sweat, which are indicators of physical activity. This poses the challenges not only of identifying the appropriate materials for sensing and sensor designs, but also identifying safe and easy-to-perform techniques for rapid prototyping that allow for encapsulating chemicals in the Epidermal Devices.

5.5.4 Energy Harvesting and Self-Powered Devices. Prior work in materials and physical sciences research has shown that energy can be harvested successfully for powering Epidermal Devices. Although fully untethered devices have been contributed in HCI [101, 140], self-powered devices that can harvest energy through bio-mechanical and physical processes are a natural and important next step for investigation. For instance, this might be achieved through triboelectric generators, which have received attention due to their easy and rapid fabrication [5] and their applicability in self-powered haptic displays [191]. However, designing devices that integrate sensing, display, and energy harvesting capabilities, all in an ultra-thin form factor, is a challenge. Computational design and optimization techniques have strong potential in helping to solve this challenge, finding optimal multi-modal device designs which have been successfully demonstrated in the HCI community can solve these challenges by taking user inputs and constraints for each of the modalities and finding an optimal design.

5.5.5 Connections and Tethering. Connectors and tethering the device remain a challenge, mainly because the slim and stretchable devices are not well compatible with conventional cables, jumper wires, or copper tape. This is a common problem and the most widely used approaches have been to use copper tape [232], conductive z-axis tape to connect the device to an external flexible copper-clad laminated onto a silicone [140] or to a flexible printed cable [157, 234]. The latter two approaches enable easy connection of highly dense connector lines and offer flexibility, but future research should investigate the fabrication of highly stretchable connectors while supporting a large number of I/O pins. Similarly, it remains an open challenge to robustly tether multiple Epidermal Devices that are located at different body sites.

6 EVALUATION METHODS AND STRATEGIES

In all disciplines, empirical studies are conducted to better understand the performance and characteristics of Epidermal Devices. Yet, the research questions, methods, and study designs strongly differ across disciplines. In this section, we will review what are common evaluation methods and will contrast the typical methods and strategies used in HCI with those employed in other disciplines.

6.1 Technical Evaluations

Technical evaluations typically include experiments designed to understand the functionality of the device, its mechanical characteristics, and material behavior.

6.1.1 Evaluating Device Functionality. For input devices involving tactile sensing and physiological sensing, typical measurements representing the quality of signal acquisition include measuring signal-to-noise levels [47, 155, 230] and resolution of sensing [157, 232]. For displays, these involve optical characterization [83]. In the case of actuators, these measurements typically include psychophysical studies to understand the stimulation thresholds and just-noticeable differences (JNDs). Recent work has also been using psychophysical methods to characterize the feel-through characteristics, a key property of Epidermal Devices [65, 156, 234]. In most cases, the methods for measuring device functionality have been similar across the HCI community and physical sciences research.

6.1.2 Microscopic Analysis. Microscopic analyses usually involve SEM (Scanning Electron Microscope) scans of the device to accurately measure the device thickness [241, 247]. These evaluations also show the quality of deposited functional traces and layers in the device. Microscopic analyses are less common in the HCI literature, with only a few works reporting them [133, 232]. Microscopic analyses should be more commonly adopted in HCI work since they can provide insights into various aspects of real-world usage, such as the initial quality of functional layers and for measuring the degradation of the material after continued use.

6.2 Empirical Studies and User Experiments

The HCI community has made fundamental contributions to understanding the use of the human body for interaction. Most of the empirical research and controlled experiments with users are centered around three themes: (a) User Strategies and mappings, (b) elicitation Studies, and (c) social acceptability studies.

6.2.1 User Strategies and Mappings. Understanding on-body interaction is an active research topic in HCI. Several empirical studies focused on the body-centric interaction space [68, 218], identified user strategies for creating on-body gestures [159] and revealed that on-skin input increased the sense of agency [19]. Moreover, previous research has investigated mapping strategies for input elements on the skin. These include salient features on the palm [43, 60, 220], targets placed on the forearm [130], visual and tactile anatomical landmarks [18, 232] as well as mappings between skin and an off-skin display [20].

6.2.2 Elicitation Studies. Several elicitation studies have been conducted to understand gestural interaction on specific body locations such as ears [29], fingers [25, 190], forearm [22, 231], nose [176], belly [217], head and shoulders [214]. In addition to gestural input on body locations, elicitation studies have also been reported for skin-specific input modalities and user preferences for on-skin input [22, 231].

6.2.3 Social Acceptability. In recent years, we witness an increasing focus on social acceptability and social perception of body-worn devices. Social acceptability studies have initially been focused on wearable devices [117, 118] and interactive textiles [42, 98]. They have investigated how e-textiles might alter the wearer's social image and perception by others during everyday activities [42, 114, 173, 208]. More recent work has started to specifically investigate on-skin interfaces, in order to understand the social perception of using such interfaces in public [77, 250, 251]. Work has also studied gestures performed on the body [158, 174], on epidermal interfaces [251] or directly on skin [231] and evaluated appropriate body locations for on-body computing [250, 251, 254].

6.3 Opportunities and Challenges

Most of the empirical work can be categorized into the following classes: Elicitation studies, social acceptability studies. However, very few of these studies actually involve epidermal devices.

6.3.1 Understanding Skin-Specific Interactions. Current mobile and wearable devices have matured because of numerous studies and interaction techniques that have been designed and evaluated for enabling seamless interaction [73]. Similar studies need to be designed and conducted for Epidermal Devices. Skin affords wide variety of rich interactions such as pulling, pushing, squeezing etc [231]. While first technologies enable such interactions, the interaction granularity of skin-specific interactions is still unknown, e.g. what is the comfortable range and resolution with which we can perform a skin pinch gesture. Similar studies have been conducted with e-textiles [63, 98], however these studies do not translate to skin-specific interactions. Studying these questions is further complicated by the strong influence of skin location, body posture, a user's individual body anatomy, and mobility condition. The current state-of-the-art Epidermal Devices offer a viable technical platform for designing and conducting such interaction-specific studies.

6.3.2 Performance Studies. To gain further understanding of Epidermal Devices we need to move on to conducting studies that rigorously investigate interaction performance on Epidermal Devices.

Preliminary investigations have investigated how the material stiffness of Epidermal Devices affects tactile perception [156]. Similarly, identifying the appropriate, additional physical and mechanical properties of the devices such as surface friction and roughness to maximize input performance need to be investigated. In addition, advanced simulation studies, e.g., using biomechanical models, and FEM analysis of skin and Epidermal Devices would inform the community and designers about optimal physical and mechanical parameters to increase performance and ergonomics.

6.3.3 Durability and In-the-wild Studies. Typically, Epidermal Devices in HCI have been evaluated with a rather low number of participants and during short durations of use, most often in a lab setting. Testing and evaluating device functionality over multiple weeks is the major next. Preliminary investigations in this regard have been reported in physical sciences research [47, 83, 107, 247]. In-the-wild studies and field deployments help us in identifying technical issues with respect to power consumption, strong skin-conformal contact, and clean signal acquisition, but also in uncovering patterns of use in real-world contexts.

6.3.4 Social Acceptability Studies. Identifying what factors of Epidermal Devices increase or decrease social acceptability will provide important insights allowing to design the next generation of devices that bring Epidermal Computing one step closer to mass adoption. While body locations are well researched [45, 80, 254], other design choices are underexplored. Social cues have been tackled in prior work [42, 74] but not systematically evaluated. Moreover, questions related to self-expression and how personalization of devices can contribute to it [175], but also impression management [52] and also the effect of a device's visibility for bystanders need to be studied [94]. Applying and comparing design strategies for increasing social acceptability that has been presented by Koelle et al. [116] to the field of Epidermal Devices will be another important step for future work on social acceptability.

7 APPLICATIONS AND REAL-WORLD DEPLOYMENTS

Due to their unique form factor, intimate integration with the user's body, and low cost, Epidermal Devices open up a range of opportunities for applications and real-world deployments. These span a wide range of areas, ranging from general mobile computing and communication to supporting a user's bodily activities in sports and fitness, and ranging from health monitoring and diagnosis for the masses to more specialized areas such as assistive technologies. Exemplary application scenarios are one area where the HCI research community trumps over the physical sciences research community.

7.1 Health Monitoring and Diagnosis

A key advantage of Epidermal Devices is that, since they are directly present on the body, they have direct access to the biophysical and biochemical features of the body. Using these devices to continuously monitor bio-signals promises to reduce diagnostic hospital visits and can also facilitate early diagnosis and prevention of illnesses. Epidermal Devices have been deployed for non-invasive drug delivery [7, 123, 194, 221] and wound healing [83, 84, 236].

This application area provides an exciting opportunity, with first interactive physiological devices already being developed in the HCI community [140, 155].

7.2 Assistive Technologies

Assistive technologies and accessibility are key application areas where Epidermal Devices can be deployed for creating societal impact. Studies have demonstrated the benefits of body-based interaction for eyes-free and accessible interaction [60, 159]. Wearable accessories have already been developed in the HCI community for accessible computing on the go [192]. Furthermore, epidermal exoskeletons promise support for applications such as assisting the physically disabled [95] or restoring the ability to pinch and grasp objects after having suffered a spinal cord injury [93].

7.3 Sports and Fitness

Epidermal Devices offer new integrated platforms for continuous monitoring of both biophysical and biochemical signals, which can be of interest in sports analytics and fitness monitoring. Prior work includes strain sensors that can detect human motion [239] and precise body movements during athletic training [256]. Furthermore, traditional electronic components such as accelerometers and strain gauges can be encapsulated within stretchable casings and shells to realize devices that are more mechanically robust and can be deployed for monitoring during a workout [121]. In addition to motion sensing, other physiological parameters such as EMG [241], ECG [125], temperature [212], respiration, and electrochemical signals such as glucose and sweat composition [12] are essential for evaluating an individual's overall physiological state and are thus topics of intense academic interest in sports science and performance.

Epidermal Devices from the HCI community have also demonstrated body motion sensing [140, 155]. However, these are typically limited to a single body location or movement.

7.4 Affective Communication

The multisensory nature of human touch makes Epidermal Devices a promising choice for enhancing affective communication between people over the distance. Propositions from prior research include remote communication with a partner using on-skin multi-touch gestures [155, 157] or sending affective haptic signals to a remote user [252]. Sharing of biosignals as a means for intimate communication between users [131] is another promising direction.

7.5 Mobile Computing

A vastly explored application area for Epidermal Devices in HCI is mobile computing. Epidermal Devices have been used for designing novel techniques that enable interaction in demanding mobility conditions. This includes mobile on-body text entry [230, 238], eyes-free microgestures control [101], smart control of IoT devices [112, 157], physical interaction with mobile devices [65], display of subtle notifications [97, 133, 232, 234], and gestures that can be performed when hands are busy holding objects [157]. In addition to supporting interaction in mobile scenarios, Epidermal Devices have also been deployed in the context of other interactive applications such as in AR/VR [234, 252].

7.6 Opportunities and Challenges

We identify a few compelling application domains where deploying Epidermal Devices can not only reveal new insights but also can have a long-term societal impact. Epidermal devices present strong opportunities in several domains, where deploying Epidermal Devices can not only reveal new insights for future generations of devices but also can have a long-term societal impact.

7.6.1 Assistive Technologies. The fields of assistive and accessible computing provide opportunities for further expanding the deployment of Epidermal Devices. For instance, epidermal haptic devices can be used for providing braille output through subtle localized vibrations. In this respect, empirical investigations aiming at understanding the specific needs and preferences of the target population (visually impaired, deaf and hard of hearing, or users with motor impairments) with respect to Epidermal Devices can uncover rich design guidelines. Additionally, exoskeletons are an active research area covering multiple disciplines; the development of epidermal exoskeletons that are skin-conformal and stretchable can open up opportunities for novel assistive technologies in areas such as prosthetic control, neuromotor training, and rehabilitation.

7.6.2 Health Monitoring and Diagnosis. Health monitoring and diagnosis is an application area that is promising and has a large potential for large-scale deployment of Epidermal Devices. When manufactured on large scale, Epidermal devices can be very cost-effective and serve as useful tools for non-invasive measurement of health parameters. For example, recent research has successfully used Epidermal Devices for non-invasive COVID-19 testing [209]. We identify multiple opportunities for the HCI community to advance the state-of-the-art with respect to health monitoring: (1) using computational approaches for placement of devices and optimizing device designs to incorporate multiple sensing modalities, possibly even for individual users, (2) advanced signal processing and recognition algorithms for deployment in the wild and (3) machine learning techniques to continuously understand user's health from noisy or sparse sensor data. We anticipate that coupling the powerful physical capabilities of Epidermal Devices with the strengths of software-centered data processing will significantly enhance the quality and availability of data for long-term health monitoring and open up previously unseen opportunities for medical diagnosis.

7.6.3 Sports, Fitness, and Rehabilitation. Sports, fitness, and rehabilitation can serve as promising avenues for deploying Epidermal Devices. Research in rehabilitation studies has shown initial deployments of Epidermal Devices [163] for tracking precise body movements. Higher resolution and denser sensing patches, including full-body suits, should be developed for enabling detailed whole-body activity tracking, which can have applications in sports, fitness, and rehabilitation studies. Another area that has received limited attention in the field deployment of Epidermal Devices for athletic and sporting activities.

7.6.4 Human-Robot Interaction. Human-robot interaction is an active research area across multiple disciplines. We identify two major opportunities where Epidermal Devices can enhance human-robot

interaction : (1) Imbuing the robot with human-like sensor capabilities: this involves designing Epidermal Devices for deployment on a robot that can capture a wide range of expressive interactions similar to the perceptual abilities of human skin, as well as devices that imitate the soft material properties of human skin to enhance human-to-robot touch contact [205]. (2) Enhancing control of robots through Epidermal Devices: controlling and manipulating robots is a complex task and this becomes even more challenging for a swarm of robots. Using skin-based interactions is a promising solution because of the human natural proprioceptive capabilities and dexterity. Preliminary work on controlling a drone through Epidermal Devices has already been reported [2].

7.6.5 Mobile Computing. Prior work in HCI has contributed many approaches for enriching and improving the user interaction with existing mobile and wearable devices. These explorations provide a good foundation and important lessons learned for moving to the next phase of transitioning from prototypes to commercial products. A first step in this direction is to blend these Epidermal Interfaces with existing wearable devices, for instance, soft interactive watch straps for smartwatches or as beauty accessories. Key challenges for such deployment range from identifying compelling interaction-specific use cases (e.g., eyes-free entry, inconspicuous interaction, subtle notifications without the user having to look at his mobile device or watch) to more social and personal challenges such as the aesthetic customization of the devices.

7.6.6 Ethics, Security, and Privacy. The intimate coupling of Epidermal Devices with the body opens up new concerns for security, privacy, and ethics. Firstly, epidermal Devices can capture highly privacy-critical biological data about a user's body and health status. Currently, no security or privacy-based features are incorporated into device designs. In contrast to mobile devices which rely on security measures such as fingerprint authentication, patterns, pins, or passwords, the body provides a more sophisticated means for authentication. Biological signatures such as bio-signals and bio-impedance [37, 127] can be used for authentication and adding another layer of security for Epidermal Devices. Additionally, since Epidermal Devices are present on the body, they are already in the private space of the user, which adds another level of privacy.

Secondly, the body-based output capabilities of Epidermal Devices open up new threats and ethical questions. For instance, who should be allowed to alert the user with haptic messages, and on what body locations? Under what circumstances is it legitimate to influence the user's mood through scents that are automatically disposed from Epidermal Devices? How can one avoid a hacker is getting access to an Epidermal Device that through electrical muscle stimulation can control the sensorimotor functions of the victim? While Epidermal Computing promises an exciting future, it is crucial to identify and counter these threats and potential dark patterns [54, 55] where users are deceived by this technology.

8 CONCLUSION

Across disciplines, there has been a rapid growth of Epidermal Devices in the last few years, embracing new technological developments and deployed in multiple domains, leading to the development of a new era of Epidermal Computing. Despite being a highly

multi-disciplinary area, the field is beginning to close in on common areas, encircling new materials and fabrication, new device types, theoretical and empirical foundations, and application domains.

The golden opportunities taken together across all of these themes include: (1) Exploring sustainable materials and robust ultra-thin stretchable conductors. (2) Integrating computational design practices into the current fabrication workflows. (3) Fabricating for large-area devices which involves solving challenges in fabrication, encapsulation methods for interconnects, and the ability to withstand high levels of mechanical stress. (4) Extending the input and output capabilities in sensing touch, pressure and providing high-resolution visual and haptic output. In addition to sensing bio-signals, the HCI community can also explore techniques for energy harvesting and connections/tethering approaches. (5) From an empirical research perspective, pressing next steps to include in-the-wild studies, social acceptability studies, and studies measuring the interaction performance. (6) Finally, exploring promising application areas in assistive technology, health monitoring, and fitness, human-robot interaction, and mobile computing can unearth the vast potential of epidermal devices for widespread use.

Our analysis builds on our own practical experiences and on an in-depth analysis of the literature that exists across multiple disciplines and research communities. This cross-disciplinary angle brings a unique perspective and helps in identifying the overarching scientific goals that transcend the boundaries of a single research community. We, therefore, believe that the challenges and opportunities presented in this paper will resonate with scientists and researchers from disciplines inside and beyond HCI, leading to coordinated efforts across disciplines. We hope that engineers, practitioners, and industry experts will recognize them for the successful commercialization of the devices. We also invite new researchers and practitioners entering the area of Epidermal Computing to use this article to identify and work on unsolved challenges and research problems.

In summary, we are excited about the potential of Epidermal Computing and how it transforms the way we may interact with future computing devices in ways that naturally blend in with our human bodies. With the synthesis and articulation of challenges and opportunities, we hope this work will motivate further research efforts in this emerging research area and support the reader in contributing to the future of Epidermal Computing.

ACKNOWLEDGMENTS

This project received funding from the European Research Council (ERC) under the European Union's Horizon 2020 research and innovation programme (grant agreement No. 714797 ERC Starting Grant InteractiveSkin).

REFERENCES

- [1] Jason Alexander, Anne Roudaut, Jürgen Steimle, Kasper Hornbæk, Miguel Bruns Alonso, Sean Follmer, and Timothy Merritt. 2018. *Grand Challenges in Shape-Changing Interface Research*. Association for Computing Machinery, New York, NY, USA, 1-14. <https://doi.org/10.1145/3173574.3173873>
- [2] Shideh Kabiri Ameri, Myungsoo Kim, Irene Agnes Kuang, Withanage K Perera, Mohammed Alshiekh, Hyoyoung Jeong, Ufuk Topcu, Deji Akinwande, and Nanshu Lu. 2018. Imperceptible electrooculography graphene sensor system for human-robot interface. *npj 2D Materials and Applications* 2, 1 (2018), 1-7.
- [3] Morteza Amjadi, Ki-Uk Kyung, Inkyu Park, and Metin Sitti. 2016. Stretchable, skin-mountable, and wearable strain sensors and their potential applications: a

- review. *Advanced Functional Materials* 26, 11 (2016), 1678–1698.
- [4] Allison Anderson, Yigit Menguc, Robert J. Wood, and Dava Newman. 2015. Development of the Polipo Pressure Sensing System for Dynamic Space-Suited Motion. *IEEE Sensors Journal* 15, 11 (2015), 6229–6237. <https://doi.org/10.1109/JSEN.2015.2449304>
 - [5] Nivedita Arora, Steven L. Zhang, Fereshteh Shahmiri, Diego Osorio, Yi-Cheng Wang, Mohit Gupta, Zhengjun Wang, Thad Starner, Zhong Lin Wang, and Gregory D. Abowd. 2018. SATURN: A Thin and Flexible Self-Powered Microphone Leveraging Triboelectric Nanogenerator. *Proc. ACM Interact. Mob. Wearable Ubiquitous Technol.* 2, 2, Article 60 (July 2018), 28 pages. <https://doi.org/10.1145/3214263>
 - [6] Joonho Bae, Min Kyu Song, Young Jun Park, Jong Min Kim, Meilin Liu, and Zhong Lin Wang. 2011. Fiber supercapacitors made of nanowire-fiber hybrid structures for wearable/flexible energy storage. *Angewandte Chemie International Edition* 50, 7 (2011), 1683–1687.
 - [7] Sara Bagherifard, Ali Tamayol, Pooria Mostafalu, Mohsen Akbari, Mattia Comotto, Nasim Annabi, Masoumeh Ghaderi, Sameer Sonkusale, Mehmet R Dokmeci, and Ali Khademhosseini. 2016. Dermal patch with integrated flexible heater for on demand drug delivery. *Advanced healthcare materials* 5, 1 (2016), 175–184.
 - [8] Ananta Narayanan Balaji and Li-Shiuan Peh. 2021. *AI-on-Skin: Enabling On-Body AI Inference for Wearable Artificial Skin Interfaces*. Association for Computing Machinery, New York, NY, USA. <https://doi.org/10.1145/3411763.3451689>
 - [9] Amay J Bhandodkar, Philipp Gutfurt, Jungil Choi, KunHyuck Lee, Yurina Sekine, Jonathan T Reeder, William J Jeang, Alexander J Aranyosi, Stephen P Lee, Jeffrey B Model, et al. 2019. Battery-free, skin-interfaced microfluidic/electronic systems for simultaneous electrochemical, colorimetric, and volumetric analysis of sweat. *Science advances* 5, 1 (2019), eaav3294.
 - [10] Amay J Bhandodkar, William J Jeang, Roozbeh Ghaffari, and John A Rogers. 2019. Wearable sensors for biochemical sweat analysis. *Annual Review of Analytical Chemistry* 12 (2019), 1–22.
 - [11] Amay J Bhandodkar, Itthipon Jeerapan, Jung-Min You, Rogelio Nuñez-Flores, and Joseph Wang. 2016. Highly stretchable fully-printed CNT-based electrochemical sensors and biofuel cells: Combining intrinsic and design-induced stretchability. *Nano letters* 16, 1 (2016), 721–727.
 - [12] Amay J Bhandodkar, Wenzhao Jia, and Joseph Wang. 2015. Tattoo-based wearable electrochemical devices: a review. *Electroanalysis* 27, 3 (2015), 562–572.
 - [13] Amay J Bhandodkar, Aoife M O'Mahony, Julian Ramirez, Izabela A Samek, Sean M Anderson, Joshua R Windmiller, and Joseph Wang. 2013. Solid-state Forensic Finger sensor for integrated sampling and detection of gunshot residue and explosives: towards 'Lab-on-a-finger'. *Analyst* 138, 18 (2013), 5288–5295.
 - [14] Amay J Bhandodkar, Jung-Min You, Nam-Heon Kim, Yue Gu, Rajan Kumar, AM Vinu Mohan, Jonas Kurniawan, Somayeh Imani, Tatsuo Nakagawa, Brianna Parish, et al. 2017. Soft, stretchable, high power density electronic skin-based biofuel cells for scavenging energy from human sweat. *Energy & Environmental Science* 10, 7 (2017), 1581–1589.
 - [15] Lilach Baretke, Lilah Inzelberg, David Rand, Moshe David-Pur, David Rabinovich, Barak Brandes, and Yael Hanein. 2016. Temporary-tattoo for long-term high fidelity biopotential recordings. *Scientific reports* 6 (2016), 25727. <https://doi.org/10.1038/srep25727>
 - [16] Sheela Berchmans, Amay J Bhandodkar, Wenzhao Jia, Julian Ramirez, Ying S Meng, and Joseph Wang. 2014. An epidermal alkaline rechargeable Ag–Zn printable tattoo battery for wearable electronics. *Journal of Materials Chemistry A* 2, 38 (2014), 15788–15795.
 - [17] Joanna Bergström and Kasper Hornbæk. 2019. Human–Computer Interaction on the Skin. *ACM Comput. Surv.* 52, 4, Article 77 (Aug. 2019), 14 pages. <https://doi.org/10.1145/3332166>
 - [18] Joanna Bergstrom-Lehtovirta, Sebastian Boring, and Kasper Hornbæk. 2017. Placing and Recalling Virtual Items on the Skin. In *Proceedings of the 2017 CHI Conference on Human Factors in Computing Systems* (Denver, Colorado, USA) (CHI '17). ACM, New York, NY, USA, 1497–1507. <https://doi.org/10.1145/3025453.3026030>
 - [19] Joanna Bergstrom-Lehtovirta, David Coyle, Jarrod Knibbe, and Kasper Hornbæk. 2018. *I Really Did That: Sense of Agency with Touchpad, Keyboard, and On-Skin Interaction*. Association for Computing Machinery, New York, NY, USA, 1–8. <https://doi.org/10.1145/3173574.3173952>
 - [20] Joanna Bergstrom-Lehtovirta, Kasper Hornbæk, and Sebastian Boring. 2018. *It's a Wrap: Mapping On-Skin Input to Off-Skin Displays*. Association for Computing Machinery, New York, NY, USA, 1–11. <https://doi.org/10.1145/3173574.3174138>
 - [21] Giorgio E Bonacchini, Caterina Bossio, Francesco Greco, Virgilio Mattoli, Yun-Hi Kim, Guglielmo Lanzani, and Mario Caironi. 2018. Tattoo-Paper Transfer as a Versatile Platform for All-Printed Organic Edible Electronics. *Advanced Materials* 30, 14 (2018), 1706091.
 - [22] Idil Bostan, Öğuz Turan Buruk, Mert Canat, Mustafa Ozan Tezcan, Celalettin Yurdakul, Tilbe Gökşun, and Öğuzhan Özcan. 2017. Hands as a Controller: User Preferences for Hand Specific On-Skin Gestures. In *Proceedings of the 2017 Conference on Designing Interactive Systems* (Edinburgh, United Kingdom) (DIS '17). Association for Computing Machinery, New York, NY, USA, 1123–1134. <https://doi.org/10.1145/3064663.3064766>
 - [23] DK Cai, A Neyer, R Kuckuk, and HM Heise. 2008. Optical absorption in transparent PDMS materials applied for multimode waveguides fabrication. *Optical materials* 30, 7 (2008), 1157–1161.
 - [24] Le Cai, Li Song, Pingshan Luan, Qiang Zhang, Nan Zhang, Qingqing Gao, Duan Zhao, Xiao Zhang, Min Tu, Feng Yang, et al. 2013. Super-stretchable, transparent carbon nanotube-based capacitive strain sensors for human motion detection. *Scientific reports* 3, 1 (2013), 1–9.
 - [25] Edwin Chan, Teddy Seyed, Wolfgang Stuerzlinger, Xing-Dong Yang, and Frank Maurer. 2016. *User Elicitation on Single-Hand Microgestures*. Association for Computing Machinery, New York, NY, USA, 3403–3414. <https://doi.org/10.1145/2858036.2858589>
 - [26] Liwei Chan, Rong-Hao Liang, Ming-Chang Tsai, Kai-Yin Cheng, Chao-Huai Su, Mike Y. Chen, Wen-Huang Cheng, and Bing-Yu Chen. 2013. FingerPad: Private and Subtle Interaction Using Fingertips. In *Proceedings of the 26th Annual ACM Symposium on User Interface Software and Technology* (St. Andrews, Scotland, United Kingdom) (UIST '13). ACM, New York, NY, USA, 255–260. <https://doi.org/10.1145/2501988.2502016>
 - [27] Tang Chang-bin, Liu Dao-Xin, Wang Zhan, and Gao Yang. 2011. Electro-spark alloying using graphite electrode on titanium alloy surface for biomedical applications. *Applied Surface Science* 257, 15 (2011), 6364–6371.
 - [28] Christopher Chen, David Howard, Steven L. Zhang, Youngwook Do, Sienna Sun, Tingyu Cheng, Zhong Lin Wang, Gregory D. Abowd, and HyunJoo Oh. 2020. SPIN (Self-Powered Paper Interfaces): Bridging Triboelectric Nanogenerator with Folding Paper Creases. In *Proceedings of the Fourteenth International Conference on Tangible, Embedded, and Embodied Interaction* (Sydney NSW, Australia) (TEI '20). Association for Computing Machinery, New York, NY, USA, 431–442. <https://doi.org/10.1145/3374920.3374946>
 - [29] Yu-Chun Chen, Chia-Ying Liao, Shuo-wen Hsu, Da-Yuan Huang, and Bing-Yu Chen. 2020. Exploring User Defined Gestures for Ear-Based Interactions. *Proc. ACM Hum.-Comput. Interact.* 4, ISS, Article 186 (Nov. 2020), 20 pages. <https://doi.org/10.1145/3427314>
 - [30] Tingyu Cheng, Koya Narumi, Youngwook Do, Yang Zhang, Tung D. Ta, Takuya Sasatani, Eric Markvicka, Yoshihiro Kawahara, Lining Yao, Gregory D. Abowd, and HyunJoo Oh. 2020. Silver Tape: Inkjet-Printed Circuits Peeled-and-Transferred on Versatile Substrates. *Proc. ACM Interact. Mob. Wearable Ubiquitous Technol.* 4, 1, Article 6 (March 2020), 17 pages. <https://doi.org/10.1145/3381013>
 - [31] George Chernyshov, Benjamin Tag, Cedric Caremel, Feier Cao, Gemma Liu, and Kai Kunze. 2018. Shape memory alloy wire actuators for soft, wearable haptic devices. In *Proceedings of the 2018 ACM International Symposium on Wearable Computers*. 112–119.
 - [32] Yu Mike Chi, Tzzy-Ping Jung, and Gert Cauwenberghs. 2010. Dry-contact and noncontact biopotential electrodes: Methodological review. *IEEE reviews in biomedical engineering* 3 (2010), 106–119.
 - [33] Jungil Choi, Amay J Bhandodkar, Jonathan T Reeder, Tyler R Ray, Amelia Turnquist, Sung Bong Kim, Nathaniel Nyberg, Aurélie Hourlier-Fargette, Jeffrey B Model, Alexander J Aranyosi, et al. 2019. Soft, skin-integrated multifunctional microfluidic systems for accurate colorimetric analysis of sweat biomarkers and temperature. *ACS sensors* 4, 2 (2019), 379–388.
 - [34] Youngkyung Choi, Neung Ryu, Myung Jin Kim, Artem Demyentyev, and Andrea Bianchi. 2020. BodyPrinter: Fabricating Circuits Directly on the Skin at Arbitrary Locations Using a Wearable Compact Plotter. In *Proceedings of the 33rd Annual ACM Symposium on User Interface Software and Technology* (Virtual Event, USA) (UIST '20). Association for Computing Machinery, New York, NY, USA, 554–564. <https://doi.org/10.1145/3379337.3415840>
 - [35] Ho-Hsiu Chou, Amanda Nguyen, Alex Chortos, John WF To, Chien Lu, Jianguo Mei, Tadanori Kurosawa, Won-Gyu Bae, Jeffrey B-H Tok, and Zhenan Bao. 2015. A chameleon-inspired stretchable electronic skin with interactive colour changing controlled by tactile sensing. *Nature communications* 6, 1 (2015), 1–10.
 - [36] Jinsung Chun, Na-Ri Kang, Ju-Young Kim, Myoung-Sub Noh, Chong-Yun Kang, Dukhyun Choi, Sang-Woo Kim, Zhong Lin Wang, and Jeong Min Baik. 2015. Highly anisotropic power generation in piezoelectric hemispheres composed stretchable composite film for self-powered motion sensor. *Nano Energy* 11 (2015), 1–10.
 - [37] Cory Cornelius, Ronald Peterson, Joseph Skinner, Ryan Halter, and David Kotz. 2014. A Wearable System That Knows Who Wears It. In *Proceedings of the 12th Annual International Conference on Mobile Systems, Applications, and Services* (Bretton Woods, New Hampshire, USA) (MobiSys '14). Association for Computing Machinery, New York, NY, USA, 55–67. <https://doi.org/10.1145/2594368.2594369>
 - [38] Chunmei Cui, Xingzhao Wang, Zhiran Yi, Bin Yang, Xiaolin Wang, Xi-ang Chen, Jingquan Liu, and Chunsheng Yang. 2018. Flexible Single-Electrode Triboelectric Nanogenerator and Body Moving Sensor Based on Porous Na₂CO₃/Polydimethylsiloxane Film. *ACS Applied Materials & Interfaces* 10, 4 (2018), 3652–3659. <https://doi.org/10.1021/acsami.7b17585> PMID: 29313665

- [39] Vincenzo F Curto, Cormac Fay, Shirley Coyle, Robert Byrne, Corinne O'Toole, Caroline Barry, Sarah Hughes, Niall Moyna, Dermot Diamond, and Fernando Benito-Lopez. 2012. Real-time sweat pH monitoring based on a wearable chemical barcode micro-fluidic platform incorporating ionic liquids. *Sensors and Actuators B: Chemical* 171 (2012), 1327–1334.
- [40] Yahao Dai, Huawei Hu, Maritha Wang, Jie Xu, and Sihong Wang. 2021. Stretchable transistors and functional circuits for human-integrated electronics. *Nature Electronics* 4, 1 (2021), 17–29.
- [41] M DeMello. 2007. Facial hair. *Encyclopedia of Body Adornment*. Westport, CT: Greenwood Publishing Group (2007), 109.
- [42] Laura Devendorf, Joanne Lo, Noura Howell, Jung Lin Lee, Nan-Wei Gong, M. Emre Karagozler, Shiho Fukuhara, Ivan Poupyrev, Eric Paulos, and Kimiko Ryokai. 2016. "I Don't Want to Wear a Screen": Probing Perceptions of and Possibilities for Dynamic Displays on Clothing. Association for Computing Machinery, New York, NY, USA, 6028–6039. <https://doi.org/10.1145/2858036.2858192>
- [43] Nilofar Dezfuli, Mohammadreza Khalilbeigi, Jochen Huber, Florian Müller, and Max Mühlhäuser. 2012. PalmRC: Imaginary Palm-Based Remote Control for Eyes-Free Television Interaction. In *Proceedings of the 10th European Conference on Interactive TV and Video* (Berlin, Germany) (EuroITV '12). Association for Computing Machinery, New York, NY, USA, 27–34. <https://doi.org/10.1145/2325616.2325623>
- [44] Christine Dierk, Molly Jane Pearce Nicholas, and Eric Paulos. 2018. *AlterWear: Battery-Free Wearable Displays for Opportunistic Interactions*. Association for Computing Machinery, New York, NY, USA, 1–11. <https://doi.org/10.1145/3173574.3173794>
- [45] Lucy E Dunne, Halley Profita, Clint Zeagler, James Clawson, Scott Gilliland, Ellen Yi-Luen Do, and Jim Budd. 2014. The social comfort of wearable technology and gestural interaction. In *2014 36th annual international conference of the IEEE engineering in medicine and biology society*. IEEE, 4159–4162.
- [46] Feng-Ru Fan, Zhong-Qun Tian, and Zhong Lin Wang. 2012. Flexible triboelectric generator. *Nano energy* 1, 2 (2012), 328–334.
- [47] Laura M Ferrari, Sudha Sudha, Sergio Tarantino, Roberto Esposti, Francesco Bolzoni, Paolo Cavallari, Christian Cipriani, Virgilio Mattoli, and Francesco Greco. 2018. Ultraconformable temporary tattoo electrodes for electrophysiology. *Advanced Science* 5, 3 (2018), 1700771. <https://doi.org/10.1002/adv.201700771>
- [48] Filipe Vargas Ferreira, Luciana De Simone Cividanes, Felipe Sales Brito, Beatriz Rossi Canuto de Menezes, Wesley Franceschi, Evelyn Alves Nunes Simonetti, and Gilmar Patrocínio Thim. 2016. Functionalization of graphene and applications. In *Functionalizing graphene and carbon nanotubes*. Springer, 1–29.
- [49] Li Gao, Yihui Zhang, Viktor Malyarchuk, Lin Jia, Kyung-In Jang, R Chad Webb, Haoran Fu, Yan Shi, Guoyan Zhou, Luke Shi, et al. 2014. Epidermal photonic devices for quantitative imaging of temperature and thermal transport characteristics of the skin. *Nature communications* 5, 1 (2014), 1–10.
- [50] Wei Gao, Sam Emaminejad, Hnin Yin Yin Nyein, Samyuktha Challa, Kevin Chen, Austin Peck, Hossain M Fahad, Hiroki Ota, Hiroshi Shiraki, Daisuke Kiriya, et al. 2016. Fully integrated wearable sensor arrays for multiplexed in situ perspiration analysis. *Nature* 529, 7587 (2016), 509–514.
- [51] Dawit Gedamu, Ingo Paulowicz, Sören Kaps, Oleg Lupan, Sebastian Wille, Galina Haidarschin, Yogendra Kumar Mishra, and Rainer Adelung. 2014. Rapid fabrication technique for interpenetrated ZnO nanotetrapod networks for fast UV sensors. *Advanced materials* 26, 10 (2014), 1541–1550.
- [52] Erving Goffman. 1978. *The presentation of self in everyday life*. Vol. 21. Harmondsworth London.
- [53] Ramyah Gowrishankar. 2017. Constructing Triboelectric Textiles with Weaving. In *Proceedings of the 2017 ACM International Symposium on Wearable Computers* (Maui, Hawaii) (ISWC '17). Association for Computing Machinery, New York, NY, USA, 170–171. <https://doi.org/10.1145/3123021.3123037>
- [54] Colin M. Gray, Yubo Kou, Bryan Battles, Joseph Hoggatt, and Austin L. Toombs. 2018. *The Dark (Patterns) Side of UX Design*. Association for Computing Machinery, New York, NY, USA, 1–14. <https://doi.org/10.1145/3173574.3174108>
- [55] Saul Greenberg, Sebastian Boring, Jo Vermeulen, and Jakub Dostal. 2014. Dark Patterns in Proxemic Interactions: A Critical Perspective. In *Proceedings of the 2014 Conference on Designing Interactive Systems* (Vancouver, BC, Canada) (DIS '14). Association for Computing Machinery, New York, NY, USA, 523–532. <https://doi.org/10.1145/2598510.2598541>
- [56] Daniel Groeger and Jürgen Steimle. 2019. *LASEC: Instant Fabrication of Stretchable Circuits Using a Laser Cutter*. Association for Computing Machinery, New York, NY, USA, 1–14. <https://doi.org/10.1145/3290605.3300929>
- [57] Tobias Grosse-Puppenthal, Christian Holz, Gabe Cohn, Raphael Wimmer, Oskar Bechtold, Steve Hodges, Matthew S. Reynolds, and Joshua R. Smith. 2017. Finding Common Ground: A Survey of Capacitive Sensing in Human-Computer Interaction. In *Proceedings of the 2017 CHI Conference on Human Factors in Computing Systems* (Denver, Colorado, USA) (CHI '17). Association for Computing Machinery, New York, NY, USA, 3293–3315. <https://doi.org/10.1145/3025453.3025808>
- [58] Tomas Guinovart, Amay J Bandothkar, Joshua R Windmiller, Francisco J Andrade, and Joseph Wang. 2013. A potentiometric tattoo sensor for monitoring ammonium in sweat. *Analyst* 138, 22 (2013), 7031–7038.
- [59] Rui Guo, Xuyang Sun, Siyuan Yao, Minghui Duan, Hongzhang Wang, Jing Liu, and Zhongshan Deng. 2019. Semi-Liquid-Metal-(Ni-EGaIn)-Based Ultra-conformable Electronic Tattoo. *Advanced Materials Technologies* 4, 8 (2019), 1900183.
- [60] Sean G. Gustafson, Bernhard Rabe, and Patrick M. Baudisch. 2013. *Understanding Palm-Based Imaginary Interfaces: The Role of Visual and Tactile Cues When Browsing*. Association for Computing Machinery, New York, NY, USA, 889–898. <https://doi.org/10.1145/2470654.2466114>
- [61] Lenka Halámková, Jan Haláček, Vera Bocharova, Alon Szczupak, Lital Alfonta, and Evgeny Katz. 2012. Implanted biofluid cell operating in a living snail. *Journal of the American Chemical Society* 134, 11 (2012), 5040–5043.
- [62] Skarphedinn Halldorsson, Edinson Lucumi, Rafael Gómez-Sjöberg, and Ronan MT Fleming. 2015. Advantages and challenges of microfluidic cell culture in polydimethylsiloxane devices. *Biosensors and Bioelectronics* 63 (2015), 218–231.
- [63] Nur Al-huda Hamdan, Jeffrey R. Blum, Florian Heller, Ravi Kanth Kosuru, and Jan Borchers. 2016. Grabbing at an Angle: Menu Selection for Fabric Interfaces. In *Proceedings of the 2016 ACM International Symposium on Wearable Computers* (Heidelberg, Germany) (ISWC '16). Association for Computing Machinery, New York, NY, USA, 1–7. <https://doi.org/10.1145/2971763.2971786>
- [64] Nur Al-huda Hamdan, Adrian Wagner, Simon Voelker, Jürgen Steimle, and Jan Borchers. 2019. *Springlets: Expressive, Flexible and Silent On-Skin Tactile Interfaces*. Association for Computing Machinery, New York, NY, USA, 1–14. <https://doi.org/10.1145/3290605.3300718>
- [65] Teng Han, Fraser Anderson, Pourang Irani, and Tovi Grossman. 2018. HydroRing: Supporting Mixed Reality Haptics Using Liquid Flow. In *Proceedings of the 31st Annual ACM Symposium on User Interface Software and Technology* (Berlin, Germany) (UIST '18). Association for Computing Machinery, New York, NY, USA, 913–925. <https://doi.org/10.1145/3242587.3242667>
- [66] Teng Han, Shubhi Bansal, Xiaochen Shi, Yanjun Chen, Baogang Quan, Feng Tian, Hongan Wang, and Sriram Subramanian. 2020. *HapBead: On-Skin Microfluidic Haptic Interface Using Tunable Bead*. Association for Computing Machinery, New York, NY, USA, 1–10. <https://doi.org/10.1145/3313831.3376190>
- [67] Chris Harrison, Hrvoje Benko, and Andrew D. Wilson. 2011. OmniTouch: Wearable Multitouch Interaction Everywhere. In *Proceedings of the 24th Annual ACM Symposium on User Interface Software and Technology* (Santa Barbara, California, USA) (UIST '11). Association for Computing Machinery, New York, NY, USA, 441–450. <https://doi.org/10.1145/2047196.2047255>
- [68] Chris Harrison, Shilpa Ramamurthy, and Scott E. Hudson. 2012. On-Body Interaction: Armed and Dangerous. In *Proceedings of the Sixth International Conference on Tangible, Embedded and Embodied Interaction* (Kingston, Ontario, Canada) (TEI '12). Association for Computing Machinery, New York, NY, USA, 69–76. <https://doi.org/10.1145/2148131.2148148>
- [69] Chris Harrison, Desney Tan, and Dan Morris. 2010. Skinput: Appropriating the Body as an Input Surface. In *Proceedings of the SIGCHI Conference on Human Factors in Computing Systems* (Atlanta, Georgia, USA) (CHI '10). Association for Computing Machinery, New York, NY, USA, 453–462. <https://doi.org/10.1145/1753326.1753394>
- [70] Jajack Heikenfeld, Andrew Jajack, Jim Rogers, Philipp Gutruf, Lei Tian, Tingrui Pan, Ruya Li, Michelle Khine, Jintae Kim, and Juanhong Wang. 2018. Wearable sensors: modalities, challenges, and prospects. *Lab on a Chip* 18, 2 (2018), 217–248.
- [71] Arthur Hirsch, Hadrien O Michaud, Aaron P Gerratt, Séverine De Mulatier, and Stéphanie P Lacour. 2016. Intrinsically stretchable biphasic (solid-liquid) thin metal films. *Advanced Materials* 28, 22 (2016), 4507–4512.
- [72] My Duyen Ho, Yunzhi Ling, Lim Wei Yap, Yan Wang, Dashen Dong, Yunmeng Zhao, and Wenlong Cheng. 2017. Percolating network of ultrathin gold nanowires and silver nanowires toward “invisible” wearable sensors for detecting emotional expression and apexcardiogram. *Advanced Functional Materials* 27, 25 (2017), 1700845.
- [73] Christian Holz and Patrick Baudisch. 2011. *Understanding Touch*. Association for Computing Machinery, New York, NY, USA, 2501–2510. <https://doi.org/10.1145/1978942.1979308>
- [74] Noura Howell, Laura Devendorf, Rundong (Kevin) Tian, Tomás Vega Galvez, Nan-Wei Gong, Ivan Poupyrev, Eric Paulos, and Kimiko Ryokai. 2016. Biosignals as Social Cues: Ambiguity and Emotional Interpretation in Social Displays of Skin Conductance. In *Proceedings of the 2016 ACM Conference on Designing Interactive Systems* (Brisbane, QLD, Australia) (DIS '16). Association for Computing Machinery, New York, NY, USA, 865–870. <https://doi.org/10.1145/2901790.2901850>
- [75] Da-Yuan Huang, Liwei Chan, Shuo Yang, Fan Wang, Rong-Hao Liang, De-Nian Yang, Yi-Ping Hung, and Bing-Yu Chen. 2016. DigitSpace: Designing Thumb-to-Fingers Touch Interfaces for One-Handed and Eyes-Free Interactions. In *Proceedings of the 2016 CHI Conference on Human Factors in Computing Systems* (San Jose, California, USA) (CHI '16). Association for Computing Machinery, New York, NY, USA, 1526–1537. <https://doi.org/10.1145/2858036.2858483>
- [76] Haizhou Huang, Shi Su, Nan Wu, Hao Wan, Shu Wan, Hengchang Bi, and Litao Sun. 2019. Graphene-based sensors for human health monitoring. *Frontiers in chemistry* 7 (2019), 399.

- [77] Kunpeng Huang, Ruoqia Sun, Ximeng Zhang, Md. Tahmidul Islam Molla, Margaret Dunne, Guimbretière François, and Cindy Hsin-Liu Kao. 2016. Woven-Probe: Probing Possibilities for Weaving Fully-Integrated On-Skin Systems Deployable in the Field. In *Proceedings of the 2021 ACM Conference on Designing Interactive Systems - DIS '21*. ACM Press, New York, New York, USA, 853–864. <https://doi.org/10.1145/3461778.3462105>
- [78] Qijin Huang and Yong Zhu. 2019. Printing conductive nanomaterials for flexible and stretchable electronics: A review of materials, processes, and applications. *Advanced Materials Technologies* 4, 5 (2019), 1800546.
- [79] Xian Huang, Yuhao Liu, Gil Woo Kong, Jung Hun Seo, Yinji Ma, Kyung-In Jang, Jonathan A Fan, Shimin Mao, Qiwen Chen, Daizhen Li, et al. 2016. Epidermal radio frequency electronics for wireless power transfer. *Microsystems & nanoengineering* 2, 1 (2016), 1–9.
- [80] Virve Inget, Heiko Müller, and Jonna Häkkinä. 2019. Private and public aspects of smart jewellery: a design exploration study. In *Proceedings of the 18th International Conference on Mobile and Ubiquitous Multimedia*. 1–7.
- [81] Lilah Inzelberg, Moshe David Pur, Stefan Schliiske, Tobias Rödlmeier, Omer Granoviter, David Rand, Stanislav Steinberg, Gerardo Hernandez-Sosa, and Yael Hanein. 2018. Printed fabric skin electrodes as sensors of emotional affect. *Flexible and Printed Electronics* 3, 4 (2018), 045001.
- [82] Hyungkook Jeon, Seong Kyung Hong, Min Seo Kim, Seong J Cho, and Geunbae Lim. 2017. Omni-purpose stretchable strain sensor based on a highly dense nanocracking structure for whole-body motion monitoring. *ACS applied materials & interfaces* 9, 48 (2017), 41712–41721.
- [83] Yongmin Jeon, Hye-Ryung Choi, Jeong Hyun Kwon, Seungyeop Choi, Kyung Mi Nam, Kyoung-Chan Park, and Kyung Cheol Choi. 2019. Sandwich-structure transferable free-form OLEDs for wearable and disposable skin wound photomedicine. *Light: Science & Applications* 8, 1 (2019), 1–15.
- [84] Yongmin Jeon, Hye-Ryung Choi, Myungsub Lim, Seungyeop Choi, Hyuncheol Kim, Jeong Hyun Kwon, Kyoung-Chan Park, and Kyung Cheol Choi. 2018. A wearable photobiomodulation patch using a flexible red-wavelength OLED and its in vitro differential cell proliferation effects. *Advanced Materials Technologies* 3, 5 (2018), 1700391.
- [85] Jae-Woong Jeong, Woon-Hong Yeo, Aadeel Akhtar, James JS Norton, Young-Jin Kwack, Shuo Li, Sung-Young Jung, Yewang Su, Woosik Lee, Jing Xia, et al. 2013. Materials and optimized designs for human-machine interfaces via epidermal electronics. *Advanced Materials* 25, 47 (2013), 6839–6846.
- [86] Jae-Woong Jeong, Woon-Hong Yeo, Aadeel Akhtar, James J. S. Norton, Young-Jin Kwack, Shuo Li, Sung-Young Jung, Yewang Su, Woosik Lee, Jing Xia, Huanyu Cheng, Yonggang Huang, Woon-Seop Choi, Timothy Bretl, and John A. Rogers. 2013. Materials and Optimized Designs for Human-Machine Interfaces Via Epidermal Electronics. *Advanced Materials* 25, 47 (dec 2013), 6839–6846. <https://doi.org/10.1002/adma.201301921>
- [87] Yu Ra Jeong, Jeonghyun Kim, Zhaoqian Xie, Yeguang Xue, Sang Min Won, Geumbee Lee, Sang Woo Jin, Soo Yeong Hong, Xue Feng, Yonggang Huang, et al. 2017. A skin-attachable, stretchable integrated system based on liquid GaInSn for wireless human motion monitoring with multi-site sensing capabilities. *NPG Asia Materials* 9, 10 (2017), e443–e443.
- [88] Wenzhao Jia, Gabriela Valdés-Ramirez, Amay J Bandothkar, Joshua R Windmiller, and Joseph Wang. 2013. Epidermal biofuel cells: energy harvesting from human perspiration. *Angewandte Chemie International Edition* 52, 28 (2013), 7233–7236.
- [89] Jeyeon Jo and Cindy Hsin-Liu Kao. 2021. *SkinLace: Freestanding Lace by Machine Embroidery for On-Skin Interface*. Association for Computing Machinery, New York, NY, USA. <https://doi.org/10.1145/3411763.3451756>
- [90] ID Johnson, DK McCluskey, CKL Tan, and MC Tracey. 2014. Mechanical characterization of bulk Sylgard 184 for microfluidics and microengineering. *Journal of Micromechanics and Microengineering* 24, 3 (2014), 035017.
- [91] Shideh Kabiri Ameri, Rebecca Ho, Hongwoo Jang, Li Tao, Youhua Wang, Liu Wang, David M Schnyer, Deji Akinwande, and Nanshu Lu. 2017. Graphene electronic tattoo sensors. *ACS nano* 11, 8 (2017), 7634–7641.
- [92] Martin Kaltenbrunner, Tsuyoshi Sekitani, Jonathan Reeder, Tomoyuki Yokota, Kazunori Kuribara, Takeyoshi Tokuhara, Michael Drack, Reinhard Schwödiauer, Ingrid Graz, Simona Bauer-Gogonea, et al. 2013. An ultra-lightweight design for imperceptible plastic electronics. *Nature* 499, 7459 (2013), 458–463.
- [93] Brian Byunghyun Kang, Hyungmin Choi, Haemin Lee, and Kyu-Jin Cho. 2019. Exo-glove poly ii: A polymer-based soft wearable robot for the hand with a tendon-driven actuation system. *Soft robotics* 6, 2 (2019), 214–227.
- [94] Hsin-Liu Cindy Kao. 2021. Hybrid Body Craft: Toward Culturally and Socially Inclusive Design for On-Skin Interfaces. *IEEE Pervasive Computing* 20, 3 (2021), 41–50.
- [95] Hsin-Liu (Cindy) Kao, Miren Bamforth, David Kim, and Chris Schmandt. 2018. Skinmorph: Texture-Tunable on-Skin Interface through Thin, Programmable Gel. In *Proceedings of the 2018 ACM International Symposium on Wearable Computers (Singapore, Singapore) (ISWC '18)*. Association for Computing Machinery, New York, NY, USA, 196–203. <https://doi.org/10.1145/3267242.3267262>
- [96] Hsin-Liu Cindy Kao, Abdelkareem Bedri, and Kent Lyons. 2018. SkinWire: Fabricating a Self-Contained On-Skin PCB for the Hand. *Proc. ACM Interact. Mob. Wearable Ubiquitous Technol.* 2, 3, Article 116 (Sept. 2018), 23 pages. <https://doi.org/10.1145/3264926>
- [97] Hsin-Liu (Cindy) Kao, Christian Holz, Asta Roseway, Andres Calvo, and Chris Schmandt. 2016. DuoSkin: rapidly prototyping on-skin user interfaces using skin-friendly materials. In *Proceedings of the 2016 ACM International Symposium on Wearable Computers - ISWC '16*. ACM Press, New York, New York, USA, 16–23. <https://doi.org/10.1145/2971763.2971777>
- [98] Thorsten Karrer, Moritz Wittenhagen, Leonhard Lichtschlag, Florian Heller, and Jan Borchers. 2011. *PinStripe: Eyes-Free Continuous Input on Interactive Clothing*. Association for Computing Machinery, New York, NY, USA, 1313–1322. <https://doi.org/10.1145/1978942.1979137>
- [99] Shunichi Kasahara, Jun Nishida, and Pedro Lopes. 2019. *Preemptive Action: Accelerating Human Reaction Using Electrical Muscle Stimulation Without Compromising Agency*. Association for Computing Machinery, New York, NY, USA, 1–15. <https://doi.org/10.1145/3290605.3300873>
- [100] Kunihiko Kato, Hiroki Ishizuka, Hiroyuki Kajimoto, and Homei Miyashita. 2018. *Double-Sided Printed Tactile Display with Electro Stimuli and Electrostatic Forces and Its Assessment*. Association for Computing Machinery, New York, NY, USA, 1–12. <https://doi.org/10.1145/3173574.3174024>
- [101] Keiko Katsuragawa, Ju Wang, Ziyang Shan, Ningshan Ouyang, Omid Abari, and Daniel Vogel. 2019. Tip-Tap: Battery-Free Discrete 2D Fingertip Input. In *Proceedings of the 32nd Annual ACM Symposium on User Interface Software and Technology (New Orleans, LA, USA) (UIST '19)*. Association for Computing Machinery, New York, NY, USA, 1045–1057. <https://doi.org/10.1145/3332165.3347907>
- [102] Arshad Khan, Joan Sol Roo, Tobias Kraus, and Jürgen Steimle. 2019. Soft Inkjet Circuits: Rapid Multi-Material Fabrication of Soft Circuits Using a Commodity Inkjet Printer. In *Proceedings of the 32nd Annual ACM Symposium on User Interface Software and Technology (New Orleans, LA, USA) (UIST '19)*. Association for Computing Machinery, New York, NY, USA, 341–354. <https://doi.org/10.1145/3332165.3347892>
- [103] Dooyoung Kim, Junghan Kwon, Seunghyun Han, Yong-Lae Park, and Sungho Jo. 2018. Deep full-body motion network for a soft wearable motion sensing suit. *IEEE/ASME Transactions on Mechatronics* 24, 1 (2018), 56–66.
- [104] Dae-Hyeong Kim, Nanshu Lu, Rui Ma, Yun-Soung Kim, Rak-Hwan Kim, Shuodao Wang, Jian Wu, Sang Min Won, Hu Tao, Ahmad Islam, et al. 2011. Epidermal electronics. *science* 333, 6044 (2011), 838–843.
- [105] Eui Hyuk Kim, Hyowon Han, Seunggun Yu, Chanho Park, Gwangmook Kim, Beomjin Jeong, Seung Won Lee, Jong Sung Kim, Seokyeong Lee, Joohye Kim, et al. 2019. Interactive skin display with epidermal stimuli electrode. *Advanced Science* 6, 13 (2019), 1802351.
- [106] Gwangmook Kim, Sungjun Cho, Kiseok Chang, Wook Sung Kim, Hansaem Kang, Sung-Pil Ryu, Jaemin Myoung, Jinwoo Park, Cheolmin Park, and Wooyoung Shim. 2017. Spatially pressure-mapped thermochromic interactive sensor. *Advanced Materials* 29, 13 (2017), 1606120.
- [107] Jeonghyun Kim, Anthony Banks, Huanyu Cheng, Zhaoqian Xie, Sheng Xu, Kyung-In Jang, Jung Woo Lee, Zhuanglian Liu, Philipp Gutruf, Xian Huang, et al. 2015. Epidermal electronics with advanced capabilities in near-field communication. *small* 11, 8 (2015), 906–912.
- [108] Jayoung Kim, Alan S Campbell, and Joseph Wang. 2018. Wearable non-invasive epidermal glucose sensors: A review. *Talanta* 177 (2018), 163–170.
- [109] Jayoung Kim, William R de Araujo, Izabela A Samek, Amay J Bandothkar, Wenzhao Jia, Barbara Brunetti, Thiago RLC Paixao, and Joseph Wang. 2015. Wearable temporary tattoo sensor for real-time trace metal monitoring in human sweat. *Electrochemistry Communications* 51 (2015), 41–45.
- [110] Jeonghyun Kim, Philipp Gutruf, Antonio M Chiarelli, Seung Yun Heo, Kyoungyeon Cho, Zhaoqian Xie, Anthony Banks, Seungyoung Han, Kyung-In Jang, Jung Woo Lee, et al. 2017. Miniaturized battery-free wireless systems for wearable pulse oximetry. *Advanced functional materials* 27, 1 (2017), 1604373.
- [111] Jayoung Kim, Itthipon Jeerapan, Bianca Cui, Martin C Hartel, Aida Martin, and Joseph Wang. 2017. Edible electrochemistry: Food materials based electrochemical sensors. *Advanced healthcare materials* 6, 22 (2017), 1700770.
- [112] Namyun Kim, Taehoon Lim, Kwangsun Song, Sung Yang, and Jongho Lee. 2016. Stretchable multichannel electromyography sensor array covering large area for controlling home electronics with distinguishable signals from multiple muscles. *ACS applied materials & interfaces* 8, 32 (2016), 21070–21076.
- [113] Yoonseob Kim, Jian Zhu, Bongjun Yeom, Matthew Di Prima, Xianli Su, Jin-Gyu Kim, Seung Jo Yoo, Ctirad Uher, and Nicholas A Kotov. 2013. Stretchable nanoparticle conductors with self-organized conductive pathways. *Nature* 500, 7460 (2013), 59–63.
- [114] Jarrod Knibbe, Rachel Freire, Marion Koelle, and Paul Strohmeyer. 2021. Skill-Sleeves: Designing Electrode Garments for Wearability. In *Proceedings of the Fifteenth International Conference on Tangible, Embedded, and Embodied Interaction (Salzburg, Austria) (TEI '21)*. Association for Computing Machinery, New York, NY, USA, Article 33, 16 pages. <https://doi.org/10.1145/3430524.3440652>
- [115] Gwan-Jin Ko, Soo Deok Han, Jeong-Ki Kim, Jia Zhu, Won Bae Han, Jinmook Chung, Seung Min Yang, Huanyu Cheng, Dong-Hwee Kim, Chong-Yun Kang, et al. 2020. Biodegradable, flexible silicon nanomembrane-based NO_x gas sensor system with record-high performance for transient environmental monitors

- and medical implants. *NPG Asia Materials* 12, 1 (2020), 1–9.
- [116] Marion Koelle, Swamy Ananthanarayan, and Susanne Boll. 2020. *Social Acceptability in HCI: A Survey of Methods, Measures, and Design Strategies*. Association for Computing Machinery, New York, NY, USA, 1–19. <https://doi.org/10.1145/3313831.3376162>
- [117] Marion Koelle, Abdallah El Ali, Vanessa Cobus, Wilko Heuten, and Susanne CJ Boll. 2017. *All about Acceptability? Identifying Factors for the Adoption of Data Glasses*. Association for Computing Machinery, New York, NY, USA, 295–300. <https://doi.org/10.1145/3025453.3025749>
- [118] Marion Koelle, Matthias Kranz, and Andreas Möller. 2015. Don't Look at Me That Way! Understanding User Attitudes Towards Data Glasses Usage. In *Proceedings of the 17th International Conference on Human-Computer Interaction with Mobile Devices and Services (Copenhagen, Denmark) (MobileHCI '15)*. Association for Computing Machinery, New York, NY, USA, 362–372. <https://doi.org/10.1145/2785830.2785842>
- [119] Lars Krutak and Aaron Deter-Wolf. 2017. *Ancient ink: The archaeology of tattooing*. University of Washington Press.
- [120] Rajan Kumar, Jaewook Shin, Lu Yin, Jung-Min You, Ying Shirley Meng, and Joseph Wang. 2017. All-printed, stretchable Zn-Ag₂O rechargeable battery via hyperelastic binder for self-powering wearable electronics. *Advanced Energy Materials* 7, 8 (2017), 1602096.
- [121] Chi Hwan Lee, Yinji Ma, Kyung-In Jang, Anthony Banks, Taisong Pan, Xue Feng, Jae Soon Kim, Daeshik Kang, Milan S Raj, Bryan L McGrane, et al. 2015. Soft core/shell packages for stretchable electronics. *Advanced Functional Materials* 25, 24 (2015), 3698–3704.
- [122] Hyunjae Lee, Tae Kyu Choi, Young Bum Lee, Hye Rim Cho, Roozbeh Ghaffari, Liu Wang, Hyung Jin Choi, Taek Dong Chung, Nanshu Lu, Taeghwan Hyeon, et al. 2016. A graphene-based electrochemical device with thermoresponsive microneedles for diabetes monitoring and therapy. *Nature nanotechnology* 11, 6 (2016), 566–572.
- [123] Hyunjae Lee, Changyeong Song, Yong Seok Hong, Min Sung Kim, Hye Rim Cho, Taegyung Kang, Kwangsoo Shin, Seung Hong Choi, Taeghwan Hyeon, and Dae-Hyeong Kim. 2017. Wearable/disposable sweat-based glucose monitoring device with multistage transdermal drug delivery module. *Science advances* 3, 3 (2017), e1601314.
- [124] Jae Keun Lee, Seung Ju Han, Kangil Kim, Yoon Hyuk Kim, and Sangmin Lee. 2020. Wireless epidermal six-axis inertial measurement units for real-time joint angle estimation. *Applied Sciences* 10, 7 (2020), 2240.
- [125] Stephen P Lee, Grace Ha, Don E Wright, Yinji Ma, Ellora Sen-Gupta, Natalie R Haubrich, Paul C Branche, Weihua Li, Gilbert L Huppert, Matthew Johnson, et al. 2018. Highly flexible, wearable, and disposable cardiac biosensors for remote and ambulatory monitoring. *NPJ digital medicine* 1, 1 (2018), 1–8.
- [126] Pierre Leleux, Jean-Michel Badier, Jonathan Rivnay, Christian Bénar, Thierry Hervé, Patrick Chauvel, and George G Malliaras. 2014. Conducting polymer electrodes for electroencephalography. *Advanced healthcare materials* 3, 4 (2014), 490–493.
- [127] Qingqing Li, Penghui Dong, and Jun Zheng. 2020. Enhancing the security of pattern unlock with surface EMG-based biometrics. *Applied Sciences* 10, 2 (2020), 541.
- [128] Jiajie Liang, Kwong Tong, and Qibing Pei. 2016. A water-based silver-nanowire screen-print ink for the fabrication of stretchable conductors and wearable thin-film transistors. *Advanced Materials* 28, 28 (2016), 5986–5996.
- [129] Shaoting Lin, Changyong Cao, Qiming Wang, Mark Gonzalez, John E Dolbow, and Xuanhe Zhao. 2014. Design of stiff, tough and stretchy hydrogel composites via nanoscale hybrid crosslinking and macroscale fiber reinforcement. *Soft matter* 10, 38 (2014), 7519–7527.
- [130] Shu-Yang Lin, Chao-Huai Su, Kai-Yin Cheng, Rong-Hao Liang, Tzu-Hao Kuo, and Bing-Yu Chen. 2011. Pub - Point upon Body: Exploring Eyes-Free Interaction and Methods on an Arm. In *Proceedings of the 24th Annual ACM Symposium on User Interface Software and Technology (Santa Barbara, California, USA) (UIST '11)*. Association for Computing Machinery, New York, NY, USA, 481–488. <https://doi.org/10.1145/2047196.2047259>
- [131] Fannie Liu, Mario Esparza, Maria Pavlovskaja, Geoff Kaufman, Laura Dabbish, and Andrés Monroy-Hernández. 2019. Animo: Sharing biosignals on a smart-watch for lightweight social connection. *Proceedings of the ACM on Interactive, Mobile, Wearable and Ubiquitous Technologies* 3, 1 (2019), 1–19.
- [132] Xin Liu, Katia Vega, Pattie Maes, and Joe A. Paradiso. 2016. Wearability Factors for Skin Interfaces. In *Proceedings of the 7th Augmented Human International Conference 2016 (Geneva, Switzerland) (AH '16)*. Association for Computing Machinery, New York, NY, USA, Article 21, 8 pages. <https://doi.org/10.1145/2875194.2875248>
- [133] Joanne Lo, Doris Jung Lin Lee, Nathan Wong, David Bui, and Eric Paulos. 2016. Skintillates. In *Proceedings of the 2016 ACM Conference on Designing Interactive Systems - DIS '16*. ACM Press, New York, New York, USA, 853–864. <https://doi.org/10.1145/2901790.2901885>
- [134] Pedro Alhais Lopes, Hugo Paisana, Anibal T De Almeida, Carmel Majidi, and Mahmoud Tavakoli. 2018. Hydroprinted electronics: ultrathin stretchable Ag-In-Ga E-skin for bioelectronics and human-machine interaction. *ACS applied materials & interfaces* 10, 45 (2018), 38760–38768.
- [135] Pedro Alhais Lopes, Davide Vaz Gomes, Daniel Green Marques, Pedro Faia, Joana Góis, Tatiana F Patrício, Jorge Coelho, Arménio Serra, Anibal T de Almeida, Carmel Majidi, et al. 2019. Soft bioelectronic stickers: selection and evaluation of skin-interfacing electrodes. *Advanced healthcare materials* 8, 15 (2019), 1900234.
- [136] Tong Lu, Lauren Finkenauer, James Wissman, and Carmel Majidi. 2014. Rapid prototyping for soft-matter electronics. *Advanced Functional Materials* 24, 22 (2014), 3351–3356.
- [137] Elle Luo, Ruixuan Fu, Alicia Chu, Katia Vega, and Hsin-Liu (Cindy) Kao. 2020. Eslucent: An Eyelid Interface for Detecting Eye Blinking. In *Proceedings of the 2020 International Symposium on Wearable Computers (Virtual Event, Mexico) (ISWC '20)*. Association for Computing Machinery, New York, NY, USA, 58–62. <https://doi.org/10.1145/3410531.3414298>
- [138] Carmel Majidi and Ronald S Fearing. 2008. Adhesion of an elastic plate to a sphere. *Proceedings of the Royal Society A: Mathematical, Physical and Engineering Sciences* 464, 2093 (2008), 1309–1317.
- [139] Alex Mariakakis, Sifang Chen, Bichlien H. Nguyen, Kirsten Bray, Molly Blank, Jonathan Lester, Lauren Ryan, Paul Johns, Gonzalo Ramos, and Asta Roseway. 2020. *EcoPatches: Maker-Friendly Chemical-Based UV Sensing*. Association for Computing Machinery, New York, NY, USA, 1983–1994. <https://doi.org/10.1145/3357236.3395424>
- [140] Eric Markvicka, Guanyun Wang, Yi-Chin Lee, Gierad Laput, Carmel Majidi, and Lining Yao. 2019. *ElectroDermis: Fully Untethered, Stretchable, and Highly-Customizable Electronic Bandages*. Association for Computing Machinery, New York, NY, USA, 1–10. <https://doi.org/10.1145/3290605.3300862>
- [141] Eric J Markvicka, Michael D Bartlett, Xiaonan Huang, and Carmel Majidi. 2018. An autonomously electrically self-healing liquid metal-elastomer composite for robust soft-matter robotics and electronics. *Nature materials* 17, 7 (2018), 618–624.
- [142] Werner Martienssen and Hans Warlimont. 2006. *Springer handbook of condensed matter and materials data*. Springer Science & Business Media.
- [143] Alex Mazursky, Shan-Yuan Teng, Romain Nith, and Pedro Lopes. 2021. Mag-netIO: Passive yet Interactive Soft Haptic Patches Anywhere. In *Proceedings of the 2021 CHI Conference on Human Factors in Computing Systems (Yokohama, Japan) (CHI '21)*. Association for Computing Machinery, New York, NY, USA, Article 213, 15 pages. <https://doi.org/10.1145/3411764.3445543>
- [144] J Cooper McDonald and George M Whitesides. 2002. Poly (dimethylsiloxane) as a material for fabricating microfluidic devices. *Accounts of chemical research* 35, 7 (2002), 491–499.
- [145] Jess McIntosh, Asier Marzo, Mike Fraser, and Carol Phillips. 2017. *EchoFlex: Hand Gesture Recognition Using Ultrasound Imaging*. Association for Computing Machinery, New York, NY, USA, 1923–1934. <https://doi.org/10.1145/3025453.3025807>
- [146] Yiğit Mengüç, Yong-Lae Park, Hao Pei, Daniel Vogt, Patrick M Aubin, Ethan Winchell, Lowell Fluke, Leia Stirling, Robert J Wood, and Conor J Walsh. 2014. Wearable soft sensing suit for human gait measurement. *The International Journal of Robotics Research* 33, 14 (2014), 1748–1764.
- [147] Akihito Miyamoto, Sungwon Lee, Nawalage Florence Cooray, Sunghoon Lee, Mami Mori, Naoji Matsuhisa, Hanbit Jin, Leona Yoda, Tomoyuki Yokota, Akira Itoh, et al. 2017. Inflammation-free, gas-permeable, lightweight, stretchable on-skin electronics with nanomeses. *Nature nanotechnology* 12, 9 (2017), 907–913.
- [148] Florian Floyd Mueller, Pedro Lopes, Paul Strohmeier, Wendy Ju, Caitlyn Seim, Martin Weigel, Suranga Nanayakkara, Marianna Obrist, Zhuying Li, Joseph Delfa, Jun Nishida, Elizabeth M. Gerber, Dag Svanaes, Jonathan Grudin, Stefan Greuter, Kai Kunze, Thomas Erickson, Steven Greenspan, Masahiko Inami, Joe Marshall, Harald Reiterer, Katrin Wolf, Jochen Meyer, Thecla Schiphorst, Dakuo Wang, and Pattie Maes. 2020. *Next Steps for Human-Computer Integration*. Association for Computing Machinery, New York, NY, USA, 1–15. <https://doi.org/10.1145/3313831.3376242>
- [149] Adiyani Mujibiya, Xiang Cao, Desney S. Tan, Dan Morris, Shwetak N. Patel, and Jun Rekimoto. 2013. The Sound of Touch: On-body Touch and Gesture Sensing Based on Transdermal Ultrasound Propagation. In *Proceedings of the 2013 ACM International Conference on Interactive Tabletops and Surfaces (St. Andrews, Scotland, United Kingdom) (ITS '13)*. ACM, New York, NY, USA, 189–198. <https://doi.org/10.1145/2512349.2512821>
- [150] Christian Müller, Shalom Goffri, Dag W Breiby, Jens W Andreasen, Henri D Chanzy, Rene AJ Janssen, Martin M Nielsen, Christopher P Radano, Henning Sirringhaus, Paul Smith, et al. 2007. Tough, semiconducting polyethylene-poly (3-hexylthiophene) diblock copolymers. *Advanced Functional Materials* 17, 15 (2007), 2674–2679.
- [151] Anindya Nag, Nasrin Afasimanesh, Shilun Feng, and Subhas Chandra Mukhopadhyay. 2018. Strain induced graphite/PDMS sensors for biomedical applications. *Sensors and Actuators A: Physical* 271 (2018), 257–269.
- [152] Steven Nagels, Raf Ramakers, Kris Luyten, and Wim Deferme. 2018. *Silicone Devices: A Scalable DIY Approach for Fabricating Self-Contained Multi-Layered Soft Circuits Using Microfluidics*. Association for Computing Machinery, New York, NY, USA, 1–13. <https://doi.org/10.1145/3173574.3173762>

- [153] Koya Narumi, Fang Qin, Siyuan Liu, Huai-Yu Cheng, Jianzhe Gu, Yoshihiro Kawahara, Mohammad Islam, and Lining Yao. 2019. Self-Healing UI: Mechanically and Electrically Self-Healing Materials for Sensing and Actuation Interfaces. In *Proceedings of the 32nd Annual ACM Symposium on User Interface Software and Technology* (New Orleans, LA, USA) (UIST '19). Association for Computing Machinery, New York, NY, USA, 293–306. <https://doi.org/10.1145/3332165.3347901>
- [154] Aditya Shekhar Nittala, Andreas Karrenbauer, Arshad Khan, Tobias Kraus, and Jürgen Steimle. 2021. Computational design and optimization of electrophysiological sensors. *Nature communications* 12, 1 (2021), 1–14.
- [155] Aditya Shekhar Nittala, Arshad Khan, Klaus Kruttwig, Tobias Kraus, and Jürgen Steimle. 2020. *PhysioSkin: Rapid Fabrication of Skin-Conformal Physiological Interfaces*. Association for Computing Machinery, New York, NY, USA, 1–10. <https://doi.org/10.1145/3313831.3376366>
- [156] Aditya Shekhar Nittala, Klaus Kruttwig, Jaeyeon Lee, Roland Bennewitz, Edward Arzt, and Jürgen Steimle. 2019. Like A Second Skin: Understanding How Epidermal Devices Affect Human Tactile Perception. In *Proceedings of the SIGCHI Conference on Human Factors in Computing Systems (CHI '19)*. ACM. <https://doi.org/10.1145/3290605.3300610>
- [157] Aditya Shekhar Nittala, Anusha Withana, Narjes Pourjafarian, and Jürgen Steimle. 2018. Multi-Touch Skin: A Thin and Flexible Multi-Touch Sensor for On-Skin Input. In *Proceedings of the SIGCHI Conference on Human Factors in Computing Systems (CHI '18)*. ACM. <https://doi.org/10.1145/3173574.3173607>
- [158] Uran Oh and Leah Findlater. 2014. Design of and Subjective Response to On-Body Input for People with Visual Impairments. In *Proceedings of the 16th International ACM SIGACCESS Conference on Computers and Accessibility* (Rochester, New York, USA) (ASSETS '14). Association for Computing Machinery, New York, NY, USA, 115–122. <https://doi.org/10.1145/2661334.2661376>
- [159] Uran Oh and Leah Findlater. 2015. A Performance Comparison of On-Hand versus On-Phone Nonvisual Input by Blind and Sighted Users. *ACM Trans. Access. Comput.* 7, 4, Article 14 (Nov. 2015), 20 pages. <https://doi.org/10.1145/2820616>
- [160] Hiroki Ota, Kevin Chen, Yongjing Lin, Daisuke Kiriya, Hiroshi Shiraki, Zhibin Yu, Tae-Jun Ha, and Ali Javey. 2014. Highly deformable liquid-state heterojunction sensors. *Nature communications* 5, 1 (2014), 1–9.
- [161] Johannes TB Overvelde, Yiğit Mengüç, Panagiotis Polygerinos, Yunjie Wang, Zheng Wang, Conor J Walsh, Robert J Wood, and Katia Bertoldi. 2014. Mechanical and electrical numerical analysis of soft liquid-embedded deformation sensors analysis. *Extreme Mechanics Letters* 1 (2014), 42–46.
- [162] Mary Packard. 2012. *Henna Sourcebook: Over 1,000 traditional designs and modern interpretations for body decorating*. Race Point Pub.
- [163] Christina Papazian, Nick A Baicoianu, Keshia M Peters, Heather Feldner, and Katherine M Steele. 2021. Electromyography recordings detect muscle activity before observable contractions in acute stroke care. *Archives of Rehabilitation Research and Clinical Translation* (2021), 100136.
- [164] Heun Park, Dong Sik Kim, Soo Yeong Hong, Chulmin Kim, Jun Yeong Yun, Seung Yun Oh, Sang Woo Jin, Yu Ra Jeong, Gyu Tae Kim, and Jeong Sook Ha. 2017. A skin-integrated transparent and stretchable strain sensor with interactive color-changing electrochromic displays. *Nanoscale* 9, 22 (2017), 7631–7640.
- [165] Jonghwa Park, Youngoh Lee, Jaehyung Hong, Youngsu Lee, Minjeong Ha, Youngdo Jung, Hyuneui Lim, Sung Youb Kim, and Hyunhyub Ko. 2014. Tactile-direction-sensitive and stretchable electronic skins based on human-skin-inspired interlocked microstructures. *ACS nano* 8, 12 (2014), 12020–12029.
- [166] Steve Park, Hyunjin Kim, Michael Vosgueritchian, Sangmo Cheon, Hyeok Kim, Ja Hoon Koo, Taeho Roy Kim, Sanghyo Lee, Gregory Schwartz, Hyuk Chang, et al. 2014. Stretchable energy-harvesting tactile electronic skin capable of differentiating multiple mechanical stimuli modes. *Advanced Materials* 26, 43 (2014), 7324–7332.
- [167] Yong-Lae Park, Bor-Rong Chen, and Robert J Wood. 2012. Design and fabrication of soft artificial skin using embedded microchannels and liquid conductors. *IEEE Sensors Journal* 12, 8 (2012), 2711–2718.
- [168] Yong-Lae Park, Carmel Majidi, Rebecca Kramer, Phillippe Bérard, and Robert J Wood. 2010. Hyperelastic pressure sensing with a liquid-embedded elastomer. *Journal of micromechanics and microengineering* 20, 12 (2010), 125029.
- [169] Nicola Piva, Francesco Greco, Michele Garbugli, Antonio Iacchetti, Virgilio Mattoli, and Mario Caironi. 2018. Tattoo-Like Transferable Hole Selective Electrodes for Highly Efficient, Solution-Processed Organic Indoor Photovoltaics. *Advanced Electronic Materials* 4, 10 (2018), 1700325.
- [170] Ivan Poupyrev, Nan-Wei Gong, Shiho Fukuhara, Mustafa Emre Karagozler, Carsten Schwesig, and Karen E Robinson. 2016. Project Jacquard: interactive digital textiles at scale. In *Proceedings of the 2016 CHI Conference on Human Factors in Computing Systems*. 4216–4227.
- [171] Narjes Pourjafarian, Marion Koelle, Bruno Fruchard, Sahar Mavali, Konstantin Klamka, Daniel Groeger, Paul Strohmeier, and Jürgen Steimle. 2021. BodyStylus: Freehand On-Body Design and Fabrication of Epidermal Interfaces. In *Proceedings of the 2021 CHI Conference on Human Factors in Computing Systems* (Yokohama, Japan) (CHI '21). Association for Computing Machinery, New York, NY, USA, Article 504, 15 pages. <https://doi.org/10.1145/3411764.3445475>
- [172] Mark R Prausnitz and Robert Langer. 2008. Transdermal drug delivery. *Nature biotechnology* 26, 11 (2008), 1261–1268.
- [173] Halley Profita, Nicholas Farrow, and Nikolaus Correll. 2015. Flutter: An Exploration of an Assistive Garment Using Distributed Sensing, Computation and Actuation. In *Proceedings of the Ninth International Conference on Tangible, Embedded, and Embodied Interaction* (Stanford, California, USA) (TEI '15). Association for Computing Machinery, New York, NY, USA, 359–362. <https://doi.org/10.1145/2677199.2680586>
- [174] Halley P. Profita, James Clawson, Scott Gilliland, Clint Zeagler, Thad Starner, Jim Budd, and Ellen Yi-Luen Do. 2013. Don't Mind Me Touching My Wrist: A Case Study of Interacting with on-Body Technology in Public. In *Proceedings of the 2013 International Symposium on Wearable Computers* (Zurich, Switzerland) (ISWC '13). Association for Computing Machinery, New York, NY, USA, 89–96. <https://doi.org/10.1145/2493988.2494331>
- [175] Halley P. Profita, Abigale Stangl, Laura Matuszewska, Sigrunn Sky, Raja Kushalnagar, and Shaun K. Kane. 2018. "Wear It Loud": How and Why Hearing Aid and Cochlear Implant Users Customize Their Devices. *ACM Trans. Access. Comput.* 11, 3, Article 13 (Sept. 2018), 32 pages. <https://doi.org/10.1145/3214382>
- [176] Jorge-Luis Pérez-Medina, Santiago Villarreal, and Jean Vanderdonck. 2020. A Gesture Elicitation Study of Nose-Based Gestures. *Sensors* 20, 24 (2020). <https://doi.org/10.3390/s20247118>
- [177] Fang Qin, Huai-Yu Cheng, Rachel Sneeringer, Maria Vlachostergiou, Sampada Acharya, Haolin Liu, Carmel Majidi, Mohammad Islam, and Lining Yao. 2021. *ExoForm: Shape Memory and Self-Fusing Semi-Rigid Wearables*. Association for Computing Machinery, New York, NY, USA. <https://doi.org/10.1145/3411763.3451818>
- [178] Tyler R. Ray, Jungil Choi, Amay J. Bandodkar, Siddharth Krishnan, Philipp Gutruf, Limei Tian, Roozbeh Ghaffari, and John A. Rogers. 2019. Bio-Integrated Wearable Systems: A Comprehensive Review. *Chemical Reviews* 119, 8 (2019), 5461–5533. <https://doi.org/10.1021/acs.chemrev.8b00573> arXiv:<https://doi.org/10.1021/acs.chemrev.8b00573>
- [179] Giacomo Reina, José Miguel González-Domínguez, Alejandro Criado, Ester Vázquez, Alberto Bianco, and Maurizio Prato. 2017. Promises, facts and challenges for graphene in biomedical applications. *Chemical Society Reviews* 46, 15 (2017), 4400–4416.
- [180] Tian-Ling Ren, He Tian, Dan Xie, and Yi Yang. 2012. Flexible graphite-on-paper piezoresistive sensors. *Sensors* 12, 5 (2012), 6685–6694.
- [181] Christian Rendl, Patrick Greindl, Michael Haller, Martin Zirkel, Barbara Stadlober, and Paul Hartmann. 2012. PyzoFlex: Printed Piezoelectric Pressure Sensing Foil. In *Proceedings of the 25th Annual ACM Symposium on User Interface Software and Technology* (Cambridge, Massachusetts, USA) (UIST '12). Association for Computing Machinery, New York, NY, USA, 509–518. <https://doi.org/10.1145/2380116.2380180>
- [182] You Seung Rim, Sang-Hoon Bae, Huajun Chen, Nicholas De Marco, and Yang Yang. 2016. Recent progress in materials and devices toward printable and flexible sensors. *Advanced Materials* 28, 22 (2016), 4415–4440.
- [183] Nathan Rodeheaver, Hojoong Kim, Robert Herbert, Hojin Seo, and Woon-Hong Yeo. 2022. Breathable, Wireless, Thin-Film Wearable Biopatch Using Noise-Reduction Mechanisms. *ACS Applied Electronic Materials* (2022).
- [184] John Rogers, George Malliaras, and Takao Someya. 2018. Biomedical devices go wild. *Science Advances* 4, 9 (2018).
- [185] Daniel P Rose, Michael E Ratterman, Daniel K Griffin, Linlin Hou, Nancy Kelley-Loughnane, Rajesh R Naik, Joshua A Hagen, Ian Papautsky, and Jason C Heikenfeld. 2014. Adhesive RFID sensor patch for monitoring of sweat electrolytes. *IEEE Transactions on Biomedical Engineering* 62, 6 (2014), 1457–1465.
- [186] Seongwoo Ryu, Phillip Lee, Jeffrey B Chou, Ruize Xu, Rong Zhao, Anastasios John Hart, and Sang-Gook Kim. 2015. Extremely elastic wearable carbon nanotube fiber strain sensor for monitoring of human motion. *ACS nano* 9, 6 (2015), 5929–5936.
- [187] Deepak Ranjan Sahoo, Timothy Neate, Yutaka Tokuda, Jennifer Pearson, Simon Robinson, Sriram Subramanian, and Matt Jones. 2018. *Tangible Drops: A Vision-Tactile Display Using Actuated Liquid-Metal Droplets*. Association for Computing Machinery, New York, NY, USA, 1–14. <https://doi.org/10.1145/3173574.3173751>
- [188] Hanna Schneider, Malin Eiband, Daniel Ullrich, and Andreas Butz. 2018. *Empowerment in HCI - A Survey and Framework*. Association for Computing Machinery, New York, NY, USA, 1–14. <https://doi.org/10.1145/3173574.3173818>
- [189] Fereshteh Shahmiri, Chaoyu Chen, Anandghan Waghmare, Dingtian Zhang, Shivan Mittal, Steven L. Zhang, Yi-Cheng Wang, Zhong Lin Wang, Thad E. Starner, and Gregory D. Abowd. 2019. *Serpentine: A Self-Powered Reversibly Deformable Cord Sensor for Human Input*. Association for Computing Machinery, New York, NY, USA, 1–14. <https://doi.org/10.1145/3290605.3300775>
- [190] Adwait Sharma, Joan Sol Roo, and Jürgen Steimle. 2019. *Grasping Microgestures: Eliciting Single-Hand Microgestures for Handheld Objects*. Association for Computing Machinery, New York, NY, USA, 1–13. <https://doi.org/10.1145/3290605.3300632>
- [191] Yuxiang Shi, Fan Wang, Jingwen Tian, Shuyao Li, Engang Fu, Jinhui Nie, Rui Lei, Yafei Ding, Xiangyu Chen, and Zhong Lin Wang. 2021. Self-powered electro-tactile system for virtual tactile experiences. *Science Advances* 7, 6 (2021),

- eabe2943.
- [192] Roy Shilkrot, Jochen Huber, Wong Meng Ee, Pattie Maes, and Suranga Chandima Nanayakkara. 2015. *FingerReader: A Wearable Device to Explore Printed Text on the Go*. Association for Computing Machinery, New York, NY, USA, 2363–2372. <https://doi.org/10.1145/2702123.2702421>
- [193] Donghee Son, Ja Hoon Koo, Jun-Kyul Song, Jaemin Kim, Mincheol Lee, Hyung Joon Shim, Minjoon Park, Minbaek Lee, Ji Hoon Kim, and Dae-Hyeong Kim. 2015. Stretchable carbon nanotube charge-trap floating-gate memory and logic devices for wearable electronics. *ACS nano* 9, 5 (2015), 5585–5593.
- [194] Fernando Soto, Rupesh K Mishra, Robert Chrostowski, Aida Martin, and Joseph Wang. 2017. Epidermal Tattoo Patch for Ultrasound-Based Transdermal Microballistic Delivery. *Advanced Materials Technologies* 2, 12 (2017), 1700210.
- [195] NE Stankova, PA Atanasov, Ru G Nikov, RG Nikov, NN Nedyalkov, TR Stoyanchov, N Fukata, KN Kolev, EI Valova, JS Georgieva, et al. 2016. Optical properties of polydimethylsiloxane (PDMS) during nanosecond laser processing. *Applied Surface Science* 374 (2016), 96–103.
- [196] Thad Starner. 2001. The challenges of wearable computing: Part 1. *Ieee Micro* 21, 4 (2001), 44–52.
- [197] Paul Strohmeier, Jarrod Knibbe, Sebastian Boring, and Kasper Hornbæk. 2018. ZPatch: Hybrid Resistive/Capacitive ETextile Input. In *Proceedings of the Twelfth International Conference on Tangible, Embedded, and Embodied Interaction* (Stockholm, Sweden) (TEI '18). Association for Computing Machinery, New York, NY, USA, 188–198. <https://doi.org/10.1145/3173225.3173242>
- [198] Paul Strohmeier, Narjes Pourjafarian, Marion Koelle, Cedric Honnet, Bruno Fruchard, and Jürgen Steimle. 2020. Sketching On-Body Interactions Using Piezo-Resistive Kinesiology Tape. In *Proceedings of the Augmented Humans International Conference* (Kaiserslautern, Germany) (AHs '20). Association for Computing Machinery, New York, NY, USA, Article 29, 7 pages. <https://doi.org/10.1145/3384657.3384774>
- [199] Mimi Sun, Yanan Gu, Xinyi Pei, Jingjuan Wang, Jian Liu, Chongbo Ma, Jing Bai, and Ming Zhou. 2021. A flexible and wearable epidermal ethanol biofuel cell for on-body and real-time bioenergy harvesting from human sweat. *Nano Energy* 86 (2021), 106061.
- [200] Ruojia Sun, Ryosuke Onose, Margaret Dunne, Andrea Ling, Amanda Denham, and Hsin-Liu (Cindy) Kao. 2020. *Weaving a Second Skin: Exploring Opportunities for Crafting On-Skin Interfaces Through Weaving*. Association for Computing Machinery, New York, NY, USA, 365–377. <https://doi.org/10.1145/3357236.3395548>
- [201] Paul Sweetman. 1999. Anchoring the (postmodern) self? Body modification, fashion and identity. *Body & society* 5, 2-3 (1999), 51–76.
- [202] Matthew Wei Ming Tan, Gurunathan Thangavel, and Pooi See Lee. 2019. Enhancing dynamic actuation performance of dielectric elastomer actuators by tuning viscoelastic effects with polar crosslinking. *NPG Asia Materials* 11, 1 (2019), 1–10.
- [203] Weijun Tao, Tao Liu, Rencheng Zheng, and Hutian Feng. 2012. Gait analysis using wearable sensors. *Sensors* 12, 2 (2012), 2255–2283.
- [204] Mahmoud Tavakoli, Mohammad H Malakooti, Hugo Paisana, Yunsik Ohm, Daniel Green Marques, Pedro Alhais Lopes, Ana P Piedade, Anibal T de Almeida, and Carmel Majidi. 2018. Fabrication of Soft and Stretchable Electronics Through Integration of Printed Silver Nanoparticles and Liquid Metal Alloy. In *Smart Materials, Adaptive Structures and Intelligent Systems*, Vol. 51951. American Society of Mechanical Engineers, V002T08A006.
- [205] Marc Teyssier, Brice Parilyusan, Anne Roudaut, and Jürgen Steimle. 2021. Human-like artificial skin sensor for physical human-robot interaction. In *2021 IEEE International Conference on Robotics and Automation (ICRA)*. IEEE.
- [206] Yutaka Tokuda, Jose Luis Berna Moya, Gianluca Memoli, Timothy Neate, Deepak Ranjan Sahoo, Simon Robinson, Jennifer Pearson, Matt Jones, and Sriram Subramanian. 2017. Programmable Liquid Matter: 2D Shape Deformation of Highly Conductive Liquid Metals in a Dynamic Electric Field. In *Proceedings of the 2017 ACM International Conference on Interactive Surfaces and Spaces* (Brighton, United Kingdom) (ISS '17). Association for Computing Machinery, New York, NY, USA, 142–150. <https://doi.org/10.1145/3132272.3134132>
- [207] Yutaka Tokuda, Deepak Ranjan Sahoo, Matt Jones, Sriram Subramanian, and Anusha Withana. 2021. Flowcuits: Crafting Tangible and Interactive Electrical Components with Liquid Metal Circuits. In *Proceedings of the Fifteenth International Conference on Tangible, Embedded, and Embodied Interaction* (Salzburg, Austria) (TEI '21). Association for Computing Machinery, New York, NY, USA, Article 35, 11 pages. <https://doi.org/10.1145/3430524.3440654>
- [208] Aaron Toney, Barrie Mulley, Bruce H Thomas, and Wayne Piekarski. 2003. Social weight: designing to minimise the social consequences arising from technology use by the mobile professional. *Personal and Ubiquitous Computing* 7, 5 (2003), 309–320.
- [209] Rebeca M Torrente-Rodríguez, Heather Lukas, Jiaobing Tu, Jihong Min, Yiran Yang, Changhao Xu, Harry B Rossiter, and Wei Gao. 2020. SARS-CoV-2 RapidPlex: a graphene-based multiplexed telemedicine platform for rapid and low-cost COVID-19 diagnosis and monitoring. *Matter* 3, 6 (2020), 1981–1998.
- [210] Van-Thai Tran, Yuefan Wei, Hongyi Yang, Zhaoyao Zhan, and Hejun Du. 2017. All-inkjet-printed flexible ZnO micro photodetector for a wearable UV monitoring device. *Nanotechnology* 28, 9 (2017), 095204.
- [211] Tran Quang Trung, Le Thai Duy, Subramanian Ramasundaram, and Nae-Eung Lee. 2017. Transparent, stretchable, and rapid-response humidity sensor for body-attachable wearable electronics. *Nano Research* 10, 6 (2017), 2021–2033.
- [212] Tran Quang Trung, Subramanian Ramasundaram, Byeong-Ung Hwang, and Nae-Eung Lee. 2016. An all-elastomeric transparent and stretchable temperature sensor for body-attachable wearable electronics. *Advanced materials* 28, 3 (2016), 502–509.
- [213] Samuli Tuominen and Matti Mantysalo. 2019. Screen printed temporary tattoos for skin-mounted electronics. In *2019 IEEE 69th Electronic Components and Technology Conference (ECTC)*. IEEE, 1252–1257.
- [214] Jean Vanderdonckt, Nathan Magrofuoco, Suzanne Kieffer, Jorge Pérez, Ysabelle Rase, Paolo Roselli, and Santiago Villarreal. 2019. Head and shoulders gestures: Exploring user-defined gestures with upper body. In *International Conference on Human-Computer Interaction*. Springer, 192–213.
- [215] Eldy S. Lazaro Vasquez and Katia Vega. 2019. Myco-Accessories: Sustainable Wearables with Biodegradable Materials. In *Proceedings of the 23rd International Symposium on Wearable Computers* (London, United Kingdom) (ISWC '19). Association for Computing Machinery, New York, NY, USA, 306–311. <https://doi.org/10.1145/3341163.3346938>
- [216] Katia Fabiola Canepa Vega and Hugo Fuks. 2013. Empowering electronic divas through beauty technology. In *International Conference of Design, User Experience, and Usability*. Springer, 237–245.
- [217] Dong-Bach Vo, Eric Lecolinet, and Yves Guiard. 2014. Belly Gestures: Body Centric Gestures on the Abdomen. In *Proceedings of the 8th Nordic Conference on Human-Computer Interaction: Fun, Fast, Foundational* (Helsinki, Finland) (NordiCHI '14). Association for Computing Machinery, New York, NY, USA, 687–696. <https://doi.org/10.1145/2639189.2639210>
- [218] Julie Wagner, Mathieu Nancel, Sean G. Gustafson, Stephane Huot, and Wendy E. Mackay. 2013. *Body-Centric Design Space for Multi-Surface Interaction*. Association for Computing Machinery, New York, NY, USA, 1299–1308. <https://doi.org/10.1145/2470654.2466170>
- [219] Akira Wakita, Akito Nakano, and Nobuhiro Kobayashi. 2010. Programmable Blobs: A Rheologic Interface for Organic Shape Design. In *Proceedings of the Fifth International Conference on Tangible, Embedded, and Embodied Interaction* (Funchal, Portugal) (TEI '11). Association for Computing Machinery, New York, NY, USA, 273–276. <https://doi.org/10.1145/1935701.1935760>
- [220] Cheng-Yao Wang, Wei-Chen Chu, Po-Tsung Chiu, Min-Chieh Hsiu, Yih-Harn Chiang, and Mike Y. Chen. 2015. PalmType: Using Palms as Keyboards for Smart Glasses. In *Proceedings of the 17th International Conference on Human-Computer Interaction with Mobile Devices and Services* (Copenhagen, Denmark) (MobileHCI '15). Association for Computing Machinery, New York, NY, USA, 153–160. <https://doi.org/10.1145/2785830.2785886>
- [221] Hao Wang, Giorgia Pastorin, and Chengkuo Lee. 2016. Toward self-powered wearable adhesive skin patch with bendable microneedle array for transdermal drug delivery. *Advanced Science* 3, 9 (2016), 1500441.
- [222] Liu Wang, Shutao Qiao, Shideh Kabiri Ameri, Hyoyoung Jeong, and Nanshu Lu. 2017. A thin elastic membrane conformed to a soft and rough substrate subjected to stretching/compression. *Journal of Applied Mechanics* 84, 11 (2017).
- [223] Sihong Wang, Jin Young Oh, Jie Xu, Helen Tran, and Zhenan Bao. 2018. Skin-inspired electronics: an emerging paradigm. *Accounts of chemical research* 51, 5 (2018), 1033–1045.
- [224] Saiwen Wang, Jie Song, Jaime Lien, Ivan Poupyrev, and Otmar Hilliges. 2016. Interacting with Soli: Exploring Fine-Grained Dynamic Gesture Recognition in the Radio-Frequency Spectrum. In *Proceedings of the 29th Annual Symposium on User Interface Software and Technology* (Tokyo, Japan) (UIST '16). Association for Computing Machinery, New York, NY, USA, 851–860. <https://doi.org/10.1145/2984511.2984565>
- [225] Sihong Wang, Jie Xu, Weichen Wang, Ging-Ji Nathan Wang, Reza Rastak, Francisco Molina-Lopez, Jong Won Chung, Simiao Niu, Vivian R Feig, Jeffery Lopez, et al. 2018. Skin electronics from scalable fabrication of an intrinsically stretchable transistor array. *Nature* 555, 7694 (2018), 83–88.
- [226] Yan Wang, Sunghoon Lee, Tomoyuki Yokota, Haoyang Wang, Zhi Jiang, Jiabin Wang, Mari Koizumi, and Takao Someya. 2020. A durable nanomesh on-skin strain gauge for natural skin motion monitoring with minimum mechanical constraints. *Science advances* 6, 33 (2020), eabb7043.
- [227] Yanan Wang, Shijian Luo, Yujia Lu, Hebo Gong, Yexing Zhou, Shuai Liu, and Preben Hansen. 2017. AnimSkin: Fabricating Epidermis with Interactive, Functional and Aesthetic Color Animation. In *Proceedings of the 2017 Conference on Designing Interactive Systems* (Edinburgh, United Kingdom) (DIS '17). Association for Computing Machinery, New York, NY, USA, 397–401. <https://doi.org/10.1145/3064663.3064687>
- [228] Youhua Wang, Yitao Qiu, Shideh Kabiri Ameri, Hongwoo Jang, Zhaohu Dai, Yong An Huang, and Nanshu Lu. 2018. Low-cost, μm -thick, tape-free electronic tattoo sensors with minimized motion and sweat artifacts. *npj Flexible Electronics* 2, 1 (dec 2018), 6. <https://doi.org/10.1038/s41528-017-0019-4>

- [229] Youhua Wang, Lang Yin, Yunzhao Bai, Siyi Liu, Liu Wang, Ying Zhou, Chao Hou, Zhaoyu Yang, Hao Wu, Jiayi Ma, et al. 2020. Electrically compensated, tattoo-like electrodes for epidermal electrophysiology at scale. *Science advances* 6, 43 (2020), eabd0996.
- [230] Martin Weigel, Tong Lu, Gilles Bailly, Antti Oulasvirta, Carmel Majidi, and Jürgen Steimle. 2015. iSkin: flexible, stretchable and visually customizable on-body touch sensors for mobile computing. In *Proceedings of the SIGCHI Conference on Human Factors in Computing Systems (CHI '15)*. ACM. <https://doi.org/10.1145/2702123.2702391>
- [231] Martin Weigel, Vikram Mehta, and Jürgen Steimle. 2014. More than Touch: Understanding How People Use Skin as an Input Surface for Mobile Computing. In *Proceedings of the SIGCHI Conference on Human Factors in Computing Systems (Toronto, Ontario, Canada) (CHI '14)*. Association for Computing Machinery, New York, NY, USA, 179–188. <https://doi.org/10.1145/2556288.2557239>
- [232] Martin Weigel, Aditya Shekhar Nittala, Alex Olwal, and Jürgen Steimle. 2017. SkinMarks: Enabling Interactions on Body Landmarks Using Conformal Skin Electronics. In *Proceedings of the 2017 CHI Conference on Human Factors in Computing Systems (Denver, Colorado, USA) (CHI '17)*. ACM, New York, NY, USA, 3095–3105. <https://doi.org/10.1145/3025453.3025704>
- [233] Michael Wessely, Theophanis Tsandilas, and Wendy E. Mackay. 2016. Stretchis: Fabricating Highly Stretchable User Interfaces. In *Proceedings of the 29th Annual Symposium on User Interface Software and Technology (Tokyo, Japan) (UIST '16)*. Association for Computing Machinery, New York, NY, USA, 697–704. <https://doi.org/10.1145/2984511.2984521>
- [234] Anusha Withana, Daniel Groeger, and Jürgen Steimle. 2018. Tacttoo: A thin and feel-through tattoo for on-skin tactile output. In *UIST 2018 - Proceedings of the 31st Annual ACM Symposium on User Interface Software and Technology*. Association for Computing Machinery, Inc, 365–378. <https://doi.org/10.1145/3242587.3242645>
- [235] Marc P Wolf, Georgette B Salieb-Beugelaar, and Patrick Hunziker. 2018. PDMS with designer functionalities—Properties, modifications strategies, and applications. *Progress in Polymer Science* 83 (2018), 97–134.
- [236] Gang Xu, Yanli Lu, Chen Cheng, Xin Li, Jie Xu, Zhaoyang Liu, Jinglong Liu, Guang Liu, Zhenghan Shi, Zetao Chen, et al. 2021. Battery-Free and Wireless Smart Wound Dressing for Wound Infection Monitoring and Electrically Controlled On-Demand Drug Delivery. *Advanced Functional Materials* (2021), 2100852.
- [237] Yadong Xu, Ganggang Zhao, Liang Zhu, Qihui Fei, Zhe Zhang, Zanyu Chen, Fufei An, Yangyang Chen, Yun Ling, Peijun Guo, et al. 2020. Pencil—paper on-skin electronics. *Proceedings of the National Academy of Sciences* 117, 31 (2020), 18292–18301.
- [238] Zheer Xu, Pui Chung Wong, Jun Gong, Te-Yen Wu, Aditya Shekhar Nittala, Xiaojun Bi, Jürgen Steimle, Hongbo Fu, Kening Zhu, and Xing-Dong Yang. 2019. TipText: Eyes-Free Text Entry on a Fingertip Keyboard. In *Proceedings of the 32nd Annual ACM Symposium on User Interface Software and Technology (New Orleans, LA, USA) (UIST '19)*. Association for Computing Machinery, New York, NY, USA, 883–899. <https://doi.org/10.1145/3332165.3347865>
- [239] Takeo Yamada, Yuhei Hayamizu, Yuki Yamamoto, Yoshiki Yomogida, Ali Izadi-Najafabadi, Don N Futaba, and Kenji Hata. 2011. A stretchable carbon nanotube strain sensor for human-motion detection. *Nature nanotechnology* 6, 5 (2011), 296–301.
- [240] Canhui Yang and Zhigang Suo. 2018. Hydrogel ionotronics. *Nature Reviews Materials* 3, 6 (2018), 125–142.
- [241] Shixuan Yang, Ying-Chen Chen, Luke Nicolini, Praveenkumar Pasupathy, Jacob Sacks, Becky Su, Russell Yang, Daniel Sanchez, Yao-Feng Chang, Pulin Wang, et al. 2015. “Cut-and-paste” manufacture of multiparametric epidermal sensor systems. *Advanced Materials* 27, 41 (2015), 6423–6430.
- [242] Weiqing Yang, Jun Chen, Guang Zhu, Jin Yang, Peng Bai, Yuanjie Su, Qingsheng Jing, Xia Cao, and Zhong Lin Wang. 2013. Harvesting energy from the natural vibration of human walking. *ACS nano* 7, 12 (2013), 11317–11324.
- [243] Shanshan Yao and Yong Zhu. 2014. Wearable multifunctional sensors using printed stretchable conductors made of silver nanowires. *Nanoscale* 6, 4 (2014), 2345–2352.
- [244] Shun Ye, Shilun Feng, Liang Huang, and Shengtai Bian. 2020. Recent progress in wearable biosensors: From healthcare monitoring to sports analytics. *Biosensors* 10, 12 (2020), 205.
- [245] Joo Chuan Yeo, Chwee Teck Lim, et al. 2016. Emerging flexible and wearable physical sensing platforms for healthcare and biomedical applications. *Microsystems & Nanoengineering* 2, 1 (2016), 1–19.
- [246] Joo Chuan Yeo, Zhuangjian Liu, Zhi-Qian Zhang, Pan Zhang, Zhiping Wang, and Chwee Teck Lim. 2017. Wearable mechanotransduced tactile sensor for haptic perception. *Advanced Materials Technologies* 2, 6 (2017), 1700006.
- [247] Woon-Hong Yeo, Yun-Soung Kim, Jongwoo Lee, Abid Ameen, Luke Shi, Ming Li, Shuodao Wang, Rui Ma, Sung Hun Jin, Zhan Kang, Yonggang Huang, and John A. Rogers. 2013. Multifunctional Epidermal Electronics Printed Directly Onto the Skin. *Advanced Materials* 25, 20 (may 2013), 2773–2778. <https://doi.org/10.1002/adma.201204426>
- [248] Tomoyuki Yokota, Peter Zalar, Martin Kaltenbrunner, Hiroaki Jinno, Naoji Matsuhisa, Hiroki Kitanosako, Yutaro Tachibana, Wakako Yukita, Mari Koizumi, and Takao Someya. 2016. Ultraflexible organic photonic skin. *Science advances* 2, 4 (2016), e1501856.
- [249] Sang Ho Yoon, Siyuan Ma, Woo Suk Lee, Shantanu Thakurdesai, Di Sun, Flávio P. Ribeiro, and James D. Holbery. 2019. HapSense: A Soft Haptic I/O Device with Uninterrupted Dual Functionalities of Force Sensing and Vibrotactile Actuation. In *Proceedings of the 32nd Annual ACM Symposium on User Interface Software and Technology (New Orleans, LA, USA) (UIST '19)*. Association for Computing Machinery, New York, NY, USA, 949–961. <https://doi.org/10.1145/3332165.3347888>
- [250] Chuang-Wen You, Min-Wei Hung, Ximeng Zhang, Po-Chun Huang, and Hsin-Liu (Cindy) Kao. 2020. Online Survey Study on Social Perceptions towards Color-Changing on-Skin Displays. In *Proceedings of the 2020 International Symposium on Wearable Computers (Virtual Event, Mexico) (ISWC '20)*. Association for Computing Machinery, New York, NY, USA, 90–95. <https://doi.org/10.1145/3410531.3414301>
- [251] Chuang-Wen You, Ya-Fang Lin, Elle Luo, Hung-Yeh Lin, and Hsin-Liu (Cindy) Kao. 2019. Understanding Social Perceptions towards Interacting with On-Skin Interfaces in Public. In *Proceedings of the 23rd International Symposium on Wearable Computers (London, United Kingdom) (ISWC '19)*. Association for Computing Machinery, New York, NY, USA, 244–253. <https://doi.org/10.1145/3341163.3347751>
- [252] Xinge Yu, Zhaoqian Xie, Yang Yu, Jungyup Lee, Abraham Vazquez-Guardado, Haiwen Luan, Jasper Ruban, Xin Ning, Aadeel Akhtar, Dengfeng Li, Bowen Ji, Yiming Liu, Rujie Sun, Jingyue Cao, Qingze Huo, Yishan Zhong, Chan Mi Lee, Seung Yeop Kim, Philipp Gutruf, Changxing Zhang, Yeguang Xue, Qinglei Guo, Aditya Chempakasseril, Peilin Tian, Wei Lu, Ji Yoon Jeong, Yong Joon Yu, Jesse Cornman, Chee Sim Tan, Bong Hoon Kim, Kun Hyuk Lee, Xue Feng, Yonggang Huang, and John A. Rogers. 2019. Skin-integrated wireless haptic interfaces for virtual and augmented reality. *Nature* 575, 7783 (nov 2019), 473–479. <https://doi.org/10.1038/s41586-019-1687-0>
- [253] Hyunwoo Yuk, Teng Zhang, German Alberto Parada, Xinyue Liu, and Xuanhe Zhao. 2016. Skin-inspired hydrogel–elastomer hybrids with robust interfaces and functional microstructures. *Nature communications* 7, 1 (2016), 1–11.
- [254] Clint Zeagler. 2017. Where to Wear It: Functional, Technical, and Social Considerations in on-Body Location for Wearable Technology 20 Years of Designing for Wearability. In *Proceedings of the 2017 ACM International Symposium on Wearable Computers (Maui, Hawaii) (ISWC '17)*. Association for Computing Machinery, New York, NY, USA, 150–157. <https://doi.org/10.1145/3123021.3123042>
- [255] Abdelkader Zebda, Chantal Gondran, Alan Le Goff, Michael Holzinger, Philippe Cinquin, and Serge Cosnier. 2011. Mediatorless high-power glucose biofuel cells based on compressed carbon nanotube-enzyme electrodes. *Nature communications* 2, 1 (2011), 1–6.
- [256] Jinnan Zhang, Yanghua Cao, Min Qiao, Lingmei Ai, Kaize Sun, Qing Mi, Siyao Zang, Yong Zuo, Xueguang Yuan, and Qi Wang. 2018. Human motion monitoring in sports using wearable graphene-coated fiber sensors. *Sensors and Actuators A: Physical* 274 (2018), 132–140.
- [257] Chaoshan Zhao, Yunlei Zhou, Shaoqiang Gu, Shitai Cao, Jiachen Wang, Menghu Zhang, Youzhi Wu, and Desheng Kong. 2020. Fully Screen-Printed, Multicolor, and Stretchable Electroluminescent Displays for Epidermal Electronics. *ACS Applied Materials & Interfaces* 12, 42 (2020), 47902–47910.
- [258] Junwen Zhong, Yuan Ma, Yu Song, Qize Zhong, Yao Chu, Ilbey Karakurt, David B Bogy, and Liwei Lin. 2019. A flexible piezoelectret actuator/sensor patch for mechanical human–machine interfaces. *ACS nano* 13, 6 (2019), 7107–7116.
- [259] Guangmin Zhou, Lu Li, Chaoqun Ma, Shaogang Wang, Ying Shi, Nikhil Koratkar, Wencai Ren, Feng Li, and Hui-Ming Cheng. 2015. A graphene foam electrode with high sulfur loading for flexible and high energy Li-S batteries. *Nano Energy* 11 (2015), 356–365.
- [260] Zhihao Zhou, Kyle Chen, Xiaoshi Li, Songlin Zhang, Yufen Wu, Yihao Zhou, Kehui Meng, Chenchen Sun, Qiang He, Wenjing Fan, et al. 2020. Sign-to-speech translation using machine-learning-assisted stretchable sensor arrays. *Nature Electronics* 3, 9 (2020), 571–578.
- [261] JH Zhu. 2013. So, R. Mays, S. Desai, WR Barnes, B. Pourdeyhimi, and M. D. Dickey. *Adv. Funct. Mater* 23 (2013), 2308.
- [262] Zijie Zhu, Ruya Li, and Tingrui Pan. 2018. EIS: A wearable device for epidermal pressure sensing. In *2018 IEEE Haptics Symposium (HAPTICS)*. IEEE, 1–6.
- [263] D Zrnic and DS Swatik. 1969. On the resistivity and surface tension of the eutectic alloy of gallium and indium. *Journal of the less common metals* 18, 1 (1969), 67–68.
- [264] Alessandra Zucca, Christian Cipriani, Sergio Tarantino, Davide Ricci, Virgilio Mattoli, and Francesco Greco. 2015. Tattoo conductive polymer nanosheets for skin-contact applications. *Advanced healthcare materials* 4, 7 (2015), 983–990. <https://doi.org/10.1002/adhm.201400761>