



CHATTANOOGA
LOOKOUTS



SOUTHERN LEAGUE of
PROFESSIONAL BASEBALL CLUBS



MEDIA GUIDE & RECORD BOOK



2020



THE MARK OF A PRO

AUTHENTIC COLLECTION
 OFFICIAL BASEBALL GLOVE, BALL & HELMET OF
 MAJOR LEAGUE BASEBALL



SOUTHERN LEAGUE

Letter from the President.....2
 Southern League Directory3
 Southern League Profiles4
 Hall of Fame5
 Umpires.....6
 Official Scorers.....8
 2020 Schedule.....10-13
 League Geography 14

2020 INFORMATION

Biloxi Shuckers 16-17
 Birmingham Barons.....18-19
 Chattanooga Lookouts20-21
 Jackson Generals.....22-23
 Jacksonville Jumbo Shrimp...24-25
 Mississippi Braves.....26-27
 Montgomery Biscuits.....28-29
 Pensacola Blue Wahoos.....30-31
 Rocket City Trash Pandas32-33
 Tennessee Smokies34-35
 2020 Rickwood Classic 37
 Coronavirus Pandemic.....38
 Welcome Trash Pandas..... 40

2019 IN REVIEW

2019 Standings42-47
 Postseason Results.....43-47
 League Leaders.....49-52
 All-Star Game Review53-55
 HR Derby Recap56

AWARDS

2019 Executive Awards58-61
 Postseason All-Star Team62
 Weekly/Monthly Awards63
 2019 Individual Awards64-65
 Individual Awards Archive66-68

LEAGUE RECORDS

League Champions.....72
 General League Records.....73-74
 League Batting Records.....75-76
 League Pitching Records.....77
 League Fielding Records.....78
 Team Records79
 Postseason Records.....80
 Attendance Records.....81

INDIVIDUAL RECORDS

Individual Batting.....84-85
 Individual Pitching.....86-88
 Individual Fielding89-92
 Annual Batting Leaders.....93-99
 Annual Pitching Leaders...100-104
 Annual Fielding Leaders...105-108
 Club Batting Leaders.....109
 Club Pitching Leaders.....110-112
 Pitching Achievements.....113-114
 Individual Achievements...115-116

LEAGUE HISTORY

Billy Hitchcock.....118
 Southern League History...119-121
 Southern League Presidents....122
 Past MiLB Award Winners .122-123
 Members of Cooperstown.....124
 Notable Alumni.....125-127

YEARLY STANDINGS

Year-By-Year.....130-138
 Yearly All-Star Games.....139

DIRECTORIES

Minor League Clubs142-144
 MiLB Directory.....145-146
 MLB Directory.....146

SPONSORSHIP PARTNERS

Rawlings.....Inside Front Cover
 Umpire Training Academy.....7
 Vistar8
 MiLB.TV.....9
 Copa de la Diversión36
 Negro Leagues Centennial39
 OT Sports.....44
 Jostens.....48
 MiLB Licensing69
 Fans for a Cure74
 AMI Graphics.....82
 BairFind92
 hibü98
 Cooperstown120
 Baseball America128
 SL Charity Partners.....140
 BC Powder.....Inside Back Cover

ACKNOWLEDGEMENTS

The 2020 Southern League Media Guide and Record Book was produced by the Southern League staff: Lori M. Webb and Donna J. Musterer. All information is accurate as of March 20, 2020.

The 2020 Southern League Media Guide is available online! Visit southernleague.com for more information.

Writer, Managing Editor, and Graphic Designer.....Donna J. Musterer
 Editor.....Lori M. Webb
 Contributing WritersSamantha Beck, Garrett Greene, Dan Kopf, Mike Murphy and Tyler Springs
 Back Cover Photo Credit.....Chris Dishman
 PrinterSandy Plains Printing House
 Statistics Provided By.....Major League Baseball Advanced Media

Info/Photo Credits: The Southern League would like to thank all 10 clubs and affiliates for contributing, including but not limited to: Chris Adams-Wall, Danielle Bleau, V. Paul Bowers, Andrew Chapman, Catherine Cook, Pam Dietz, Chris Dishman, Marvin Gentry, Garrett Greene, Michael Guzman, Chris Harris, Roger C. Hoover, Scott Kornberg, Michael Krebs, Bud McLaughlin, Brian McLeod, Britt Moore, Tate Nations, Katy Nowak, Populous, David Rosenblum, Hannah Stone, Aris Theofanopoulos, Daniel Venn and Michael Wade.

Copyright © 2020, The Southern League of Professional Baseball Clubs, Inc. All rights reserved. Reproduction of the 2020 Southern League Media Guide and Record Book, in whole or part without the expressed written consent of the Southern League of Professional Baseball Clubs, Inc., is strictly prohibited.



SOUTHERN LEAGUE

OF PROFESSIONAL BASEBALL CLUBS, INC.

Member of Minor League Baseball – Class AA

DISCLAIMER: We have attempted to make this publication as current as possible, but due to the uncertainty of our return to baseball this season, there may be some pages or sections that are irrelevant or outdated by the time you read this.

Although it has been a challenging few months around the world, as this Media Guide goes online*, it is my fervent hope that we will be back on Southern League diamonds as soon as possible. We are entering our 56th season this year of the “Modern Era” of the Southern League which began in 1964. We are proud of our history over the last five decades, and we are also excited about our future. Baseball is America’s Pastime, and I will join you in reveling in Opening Day, whenever that may be!

At this time, we have had to postpone the All-Star Game events this year that were to have taken place in Jackson, TN on June 22-24, as it became apparent that we would not have enough time to properly prepare ballots, etc.; and in all probability, the Rickwood Classic scheduled for June 8 in Birmingham will most likely get postponed as well, possibly to be held later in the season.

We recently added five new names to our Hall of Fame for 2020 including: George Lee “Sparky” Anderson; Edgar Martinez; and Brian Snitker. Additionally, the panel of voters elected Wade Vadakin, former Mobile BayBears batboy via the Special Consideration Ballot. Finally, the Hall of Fame Committee unanimously agreed to induct Frances Crockett into our Hall of Fame this year as well. This marks our 7th annual class of inductees. We will give these folks proper homage at some point this summer!

Although the league had 47 lost openings last season due mostly to rain, we still managed to end the season with only a fractional decrease in attendance over the previous year. The 2019 Post-Season included several exciting games as division winners Montgomery and Jackson clashed in four games before Jackson won the North Division series 3-1; and Biloxi bested Pensacola in a 3-2 series in the South Division. The Championship Series went all five games until Jackson again grabbed the trophy out of Biloxi’s hands, winning 3 games to 2. Jackson’s Daulton Varsho was crowned the MVP of the Championship Series.

While 2019 was bittersweet as we lost the Mobile BayBears after 22 seasons, 2020 marks the dawn of the Rocket City Trash Pandas at the newly named Toyota Stadium in Madison, AL. This will be the league’s tenth new stadium since 1998 when the newest ballpark opened in Jackson, TN. Although the date for the grand opening has come and gone, it will most likely be a standing-room-only event when we finally get to open the gates to the public later this summer.

My mission is to promote Minor League Baseball as one of the most fun, family-oriented, and reasonably priced activities available, and to encourage folks to join the Southern League community by attending baseball games at our ballparks as often as possible. Our fan-friendly parks offer you the opportunity to get up close and personal with our players – the Major League Baseball stars of tomorrow.

Our thoughts and prayers go out to all of you affected by the Coronavirus Pandemic, but it is important to remain positive in this uncertain time and look forward to being on the other side of this. Thank you for your support of Southern League Baseball, and I hope to see you at the ballpark this summer as soon as it is safe enough to do so!

With warm regards,

Lori M. Webb, President

*There will be no hard copies of the 2020 Media Guide produced this year, but the book in its entirety will be available on the Southern League website at www.southernleague.com.



Southern League of Professional Baseball Clubs, Inc.

2551 Roswell Road, Suite 330
Marietta, GA 30062

Phone: (770) 321-0400
Fax: (770) 321-0037

Web: www.southernleague.com
E-mail: office@southernleague.com

Facebook.com/SouthernLeague
Twitter: @SLeagueBaseball

SOUTHERN LEAGUE STAFF AND SUPPORT

President

Lori M. Webb

Director of Baseball Operations

Donna J. Musterer

Accountant

Paul R. Phillips, CPA
Phillips Company, P.C.

SOUTHERN LEAGUE OFFICERS

President, Secretary and Treasurer

Lori M. Webb

Vice President

Doug Kirchhofer

SOUTHERN LEAGUE DIRECTORS

Biloxi Shuckers

Hunter Reed

Birmingham Barons

Jonathan Nelson

Chattanooga Lookouts

Jason Freier

Jackson Generals

Reese Smith III

Jacksonville Jumbo Shrimp

Ken Babby

Mississippi Braves

Chip Moore

Montgomery Biscuits

Todd “Parney” Parnell

Pensacola Blue Wahoos

Jonathan Griffith

Rocket City Trash Pandas

Ralph Nelson

Tennessee Smokies

Doug Kirchhofer

Minor League Baseball Board of Trustees Representative

Stan Logan — Birmingham

SOUTHERN LEAGUE COMMITTEES

Advisory and Finance Committee

Doug Kirchhofer (Chair), Tennessee
Stan Logan, Birmingham
Chip Moore, Mississippi

Marketing Committee

Mike Murphy (Chair), Montgomery
Linda McNabb, Jacksonville
Jeremy Boler, Tennessee

Rules and Competition Committee

Jonathan Nelson (Chair), Birmingham
Rich Mazingo, Chattanooga
Harold Crow, Jacksonville
Brendon Porter, Montgomery
Jonathan Griffith, Pensacola


Special Events Committee

Donna J. Musterer (Chair), Southern League
Jonathan Nelson, Birmingham
Chris Allen, Tennessee

Legal Review Committee

Jason Freier (Chair), Chattanooga
Doug Kirchhofer, Tennessee

Note: Lori M. Webb and Doug Kirchhofer serve as ex-officio members of all committees.

LORI M. WEBB
PRESIDENT

The Southern League elected Lori Webb as president on July 18, 2012. She holds the distinction of being the first female league president in the history of Minor League Baseball. As league president, Webb serves as Chairman of the Board of Directors and as an ex-officio member and chairman of all league committees. She is also the Secretary and Treasurer of the league.

Webb began her career with the league in 1994 as the Executive Assistant to the President. In October 2000, she was promoted to Vice President-Operations and appointed as the league's Corporate Secretary and Treasurer. Webb is responsible for monitoring the compliance of the clubs and the league with Minor League Baseball and Major League Baseball, supervising the day-to-day operations of the league office, and administering the league's financial, legal and business transactions.

She also oversees the Southern League's umpiring program and acts as liaison between the league and Minor League Baseball-Umpire Development (MiLB-UD). As a member of the Council of League Presidents, Webb serves on both the MiLB-UD Committee and the Revisions & Amendments Committee.

In 2001, Minor League Baseball recognized Webb for her dedication and contributions to the league by selecting her as the winner of the Rawlings Woman Executive of the Year Award. In 2004, Webb was presented with the inaugural Southern League Woman of Excellence Award. She was selected for this award again in 2010. Webb was the recipient of a Presidential Citation in 2011 for "excellence in leadership in the Southern League," presented by Pat O'Conner, President of Minor League Baseball. Webb was most recently honored by Sports Business Journal in 2013 when she was selected as part of the third annual class of "Game Changers – Women in Sports".

Prior to being hired by the Southern League, Webb held several administrative positions in the franchising, publishing, and medical fields. A native of Seneca Falls, New York, Webb graduated from the Central City Business Institute in Syracuse, NY. She currently resides in Marietta, GA with her husband, Jim. Together they have three children and five grandchildren.

DONNA J. MUSTERER
DIRECTOR OF BASEBALL OPERATIONS

The Southern League announced the hiring of Director of Baseball Operations Donna J. Musterer on October 1, 2019. In addition to serving as the primary media and public relations contact, Donna will assist with various roles within the league, including marketing, special events, stats and record keeping, awards, and day-to-day operations.

Donna grew up in Ft. Walton Beach, FL and was a member of Ft. Walton Beach High School's basketball and softball teams. She attended Lurleen B. Wallace St. Jr. College via a basketball scholarship.

Donna is a graduate of the University of West Florida in Pensacola, FL, with a B.S. Degree in Systems Science, and a Minor in Communications/Broadcast Journalism. She has worked for 20+ years in many freelance roles in sports television production,

primarily as an official statistician, for college and professional baseball, as well as football and basketball. She also has over 20 years' experience as a business analyst/project manager.

Donna and her husband, Richard, have 11-year-old, twin boys. The Musterers are a devoted baseball family. Her husband, Richard, is an official scorer for the Atlanta Braves. He also served as play-by-play radio announcer for four seasons in the Minor Leagues with the Burlington Indians and the Gastonia Rangers.

Donna's sons have played baseball at East Marietta National Little League (EMNLL) since Tee Ball. She is an active EMNLL Board Member, and has assisted Richard (Head Coach), coaching her sons' baseball teams. They currently live in Roswell, GA.



2014 Inaugural Hall of Fame Class

Billy Hitchcock - SL President (1971-80)
Jimmy Bragan - SL President (1981-94)
Don Mincher- Huntsville, SL President (2000-11)
Peter Bragan Sr. - Jacksonville
J. Frank Burke - Chattanooga
Mike Darr - Mobile
Rosemary Hovattar - Huntsville
Reggie Jackson - Birmingham
Vincent "Bo" Jackson - Memphis, Birmingham
Dale Murphy - Savannah
Ryne Sandberg - Orlando, Tennessee
Alan Trammell - Montgomery
Tim Wakefield - Carolina

2015 Hall of Fame Class

Scott Brosius - Huntsville
Carlos Delgado - Knoxville
Rollie Fingers - Birmingham
Trevor Hoffman - Chattanooga
Randy Johnson - Jacksonville
Chipper Jones - Greenville
Jason Kendall - Carolina
Harmon Killebrew - Chattanooga (SA)
Razor Shines - Memphis, Birmingham, Chattanooga
Frank Thomas - Birmingham
Turner Ward - Mobile
Lou Whitaker - Montgomery

2016 Hall of Fame Class

Peter Bragan Jr. - Jacksonville
Larry Schmittou - Nashville, Huntsville
John Shoemaker - Jacksonville
Larry Ward - Chattanooga

2017 Hall of Fame Class

Tom Glavine - Greenville
Gabe Kapler - Jacksonville
Tony La Russa - Birmingham, Mobile, Knoxville

2018 Hall of Fame Class


Curt Bloom - Huntsville, Birmingham
Terry Francona - Memphis, Birmingham
Andrés Galarraga - Jacksonville
Willie Mays - Birmingham (NAL)

2019 Hall of Fame Class

Roy Halladay - Knoxville/Tennessee
Joe Engel - Chattanooga
Sal Rende - Chattanooga, Memphis
Larry Walker - Jacksonville

2020 Hall of Fame Class

George Lee "Sparky" Anderson - Asheville
Frances Crockett - Charlotte
Edgar Martinez - Chattanooga
Brian Snitker - Savannah, Greenville, Mississippi
Wade Vadakin - Mobile

GEORGE LEE
"SPARKY" ANDERSONEDGAR MARTINEZ
Chattanooga INF

BRIAN SNITKER



FRANCES CROCKETT



WADE VADAKIN



Southern League

2020 Umpires

Crew #1



Crew Chief
Anthony Perez
Murrells Inlet, South Carolina



Emil Jimenez
Coro Falcon, Venezuela



Mark Bass
Aurora, Colorado



Crew #2



Crew Chief
Mark Stewart, Jr.
Royal Palm Beach, Florida



Reed Basner
Lawrenceville, Georgia



Ty Krauss
Glendale, Arizona

Crew #3



Crew Chief
Austin Jones
Fayetteville, North Carolina



Dillon Wilson
Clopton, Alabama



Justin Whiddon
Richmond Hill, Georgia

Crew #4



Crew Chief
Sam Burch
Clearwater, Florida



Robert Nunez
Largo, Florida



Dexter Kelley
Fayetteville, Georgia

Crew #5



Crew Chief
Tyler Jones
Charleston, South Carolina



Matt Brown
Conway, South Carolina



Jhonatan Biarreta
Barquisimeto Lara, Venezuela



THE STANDARD IN PROFESSIONAL UMPIRE TRAINING

Professional Course
January 2021



FOR MORE INFORMATION, VISIT

MiLB UmpireAcademy.com

CALL
877-799-UMPS

EMAIL
Info@MiLB UmpireAcademy.com



Operated by MiLB Enterprise Holdings LLC,
a subsidiary of Minor League Baseball™.

/MiLB UmpireAcademy

@MiLB UmpAcademy

@MiLB UmpireAcademy



OFFICIAL SUPPLIER OF THE
MINOR LEAGUE BASEBALL
UMPIRE TRAINING ACADEMY

Students receive 10% discount



2020 OFFICIAL SCORERS BY CLUB

Biloxi - Scotty Berkowitz

Birmingham - Jeff Allison, David Tompkins, Jennifer Jones

Chattanooga - David Jenkins, Howard Runyon, Adam Belford

Jackson - TJ King, Zack O'Kelly, Mike Henson

Jacksonville - Jason Eliopoulos

Mississippi - Mark Beason

Montgomery - Brian Wilson, David Nuessle

Pensacola - Craig Cooper, Danny Stout, Don Burns

Rocket City - Don Rizzardi, Mark McCarter

Tennessee - Wade Mitchell

Official scorers are listed as of March 23, 2020. List subject to change.

Did you know Vistar offers more than just candy & popcorn?



- PLATES, CUPS, BAGS, TRAYS & CUTLERY
- NACHOS - EVERYTHING FROM CHEESE TO EQUIPMENT
- BETTER-FOR YOU ITEMS
- ICE CREAM
- POPCORN, CANDY, PEANUTS & HOT DOGS
- SNACKS & BEVERAGES

For More Information, Contact:

Annie Harbison - 832.627.6130



BASEBALL'S FUTURE NOW

ONLY ON  **MiLB.TV**

USE PROMO CODE
SOUTHERN
AND SAVE!



VISIT
MiLB.TV
NOW!

DOWNLOAD **THE FUN**
FIRST PITCH®





JUNE 2020

Sunday	Monday	Tuesday	Wednesday	Thursday	Friday	Saturday
	1 BLX@JXN 6:35 MTG@CHA 7:15 TNS@RCT 6:35 BIR@MIS 6:35 PNS@JAX 7:05	2 BLX@JXN 6:35 MTG@CHA 7:15 TNS@RCT 6:35 BIR@MIS 6:35 PNS@JAX 7:05	3 BLX@JXN 6:35 MTG@CHA 7:15 TNS@RCT 6:35 BIR@MIS 6:35 PNS@JAX 7:05	4 BLX@JXN 6:35 MTG@CHA 7:15 TNS@RCT 6:35 BIR@MIS 6:35 PNS@JAX 7:05	5 BLX@JXN 6:35 MTG@CHA 7:15 TNS@RCT 7:05 BIR@MIS 6:35 PNS@JAX 7:05	6 JXN@TNS 7:00 CHA@BIR 6:30 RCT@BLX 6:35 JAX@MTG 6:05 MIS@PNS 6:05
7 JXN@TNS 2:00 CHA@BIR 4:00 RCT@BLX 1:05 JAX@MTG 3:35 MIS@PNS 4:05	8 JXN@TNS 7:00 CHA@BIR ^{RC} 12:30 RCT@BLX 6:35 JAX@MTG 6:35 MIS@PNS 6:35	9 JXN@TNS 7:00 CHA@BIR 7:05 RCT@BLX 6:35 JAX@MTG 6:35 MIS@PNS 6:35	10 JXN@TNS 7:00 CHA@BIR 11:00 RCT@BLX 10:35 JAX@MTG 6:35 MIS@PNS 6:35	11 PNS@JXN 6:35 BLX@CHA 7:15 MTG@BIR 7:05 TNS@MIS 6:35 RCT@JAX 7:05	12 PNS@JXN 6:35 BLX@CHA 7:15 MTG@BIR 7:05 TNS@MIS 6:35 RCT@JAX 7:05	13 PNS@JXN 6:35 BLX@CHA 7:15 MTG@BIR 6:30 TNS@MIS 6:05 RCT@JAX 6:35
14 PNS@JXN 2:05 BLX@CHA 2:15 MTG@BIR 4:00 TNS@MIS 2:05 RCT@JAX 3:05	15 PNS@JXN 12:05 BLX@CHA 11:15 MTG@BIR 7:05 TNS@MIS 10:35 RCT@JAX 12:05	16 OFF DAY	17 BIR@TNS 7:00 JXN@RCT 6:35 PNS@BLX 6:35 CHA@MTG 6:35 MIS@JAX 7:05	18 BIR@TNS 7:00 JXN@RCT 6:35 PNS@BLX 6:35 CHA@MTG 6:35 MIS@JAX 7:05	19 BIR@TNS 7:00 JXN@RCT 7:05 PNS@BLX 6:35 CHA@MTG 6:35 MIS@JAX 7:05	20 BIR@TNS 7:00 JXN@RCT 6:05 PNS@BLX 6:35 CHA@MTG 6:05 MIS@JAX 6:35
21* BIR@TNS 2:00 JXN@RCT 2:05 PNS@BLX 1:05 CHA@MTG 3:35 MIS@JAX 3:05	22	23	24	25 TNS@JXN 6:35 JAX@CHA 7:15 BLX@BIR 7:05 RCT@MIS 6:35 MTG@PNS 6:35	26 TNS@JXN 6:35 JAX@CHA 7:15 BLX@BIR 7:05 RCT@MIS 6:35 MTG@PNS 6:35	27 TNS@JXN 6:35 JAX@CHA 7:15 BLX@BIR 6:30 RCT@MIS 6:05 MTG@PNS 6:05
28 TNS@JXN 2:05 JAX@CHA 2:15 BLX@BIR 4:00 RCT@MIS 2:05 MTG@PNS 4:05	29 TNS@JXN 6:35 JAX@CHA 7:15 BLX@BIR 7:05 RCT@MIS 10:35 MTG@PNS 6:35	30 TNS@CHA 7:15 BIR@RCT 6:35 MIS@BLX 6:35 JXN@MTG 6:35 PNS@JAX 7:05				

*End of First Half

Game times listed reflect the local time zones. Game times are subject to change.

North Division

- BIR** Birmingham Barons (CDT)
- CHA** Chattanooga Lookouts (EDT)
- JXN** Jackson Generals (CDT)
- RCT** Rocket City Trash Pandas (CDT)
- TNS** Tennessee Smokies (EDT)

South Division

- BLX** Biloxi Shuckers (CDT)
- JAX** Jacksonville Jumbo Shrimp (EDT)
- MIS** Mississippi Braves (CDT)
- MTG** Montgomery Biscuits (CDT)
- PNS** Pensacola Blue Wahoos (CDT)



JULY 2020

Sunday	Monday	Tuesday	Wednesday	Thursday	Friday	Saturday
			1 TNS@CHA 7:15 BIR@RCT 6:35 MIS@BLX 6:35 JXN@MTG 6:35 PNS@JAX 7:05	2 TNS@CHA 7:15 BIR@RCT 6:35 MIS@BLX 6:35 JXN@MTG 6:35 PNS@JAX 7:05	3 TNS@CHA 6:15 BIR@RCT 7:05 MIS@BLX 6:35 JXN@MTG 6:35 PNS@JAX 7:05	4 CHA@JXN 6:35 RCT@TNS 7:00 JAX@BIR 6:00 MTG@MIS 6:05 BLX@PNS 5:05
5 CHA@JXN 6:35 RCT@TNS 5:30 JAX@BIR 4:00 MTG@MIS 2:05 BLX@PNS 4:05	6 CHA@JXN 6:35 RCT@TNS 7:00 JAX@BIR 7:05 MTG@MIS 6:35 BLX@PNS 6:35	7 CHA@JXN 6:35 RCT@TNS 7:00 JAX@BIR 7:05 MTG@MIS 6:35 BLX@PNS 6:35	8 CHA@JXN 6:35 RCT@TNS 7:00 JAX@BIR 7:05 MTG@MIS 6:35 BLX@PNS 6:35	9 CHA@JXN 6:35 RCT@TNS 7:00 JAX@BIR 7:05 MTG@MIS 6:35 BLX@PNS 6:35	10 MIS@CHA 7:15 JXN@RCT 7:05 BIR@BLX 6:35 PNS@MTG 6:35 TNS@JAX 7:05	11 MIS@CHA 7:15 JXN@RCT 6:05 BIR@BLX 6:35 PNS@MTG 6:05 TNS@JAX 6:35
12 MIS@CHA 2:15 JXN@RCT 5:05 BIR@BLX 5:05 PNS@MTG 3:35 TNS@JAX 3:05	13 MIS@CHA 7:15 JXN@RCT 6:35 BIR@BLX 6:35 PNS@MTG 6:35 TNS@JAX 7:05	14 MIS@CHA 7:15 JXN@RCT 12:05 BIR@BLX 6:35 PNS@MTG 6:35 TNS@JAX 12:05	15 OFF DAY	16 MTG@JXN 6:35 BLX@TNS 7:00 CHA@BIR 7:05 JAX@MIS 6:35 RCT@PNS 6:35	17 MTG@JXN 6:35 BLX@TNS 7:00 CHA@BIR 7:05 JAX@MIS 6:35 RCT@PNS 6:35	18 MTG@JXN 6:35 BLX@TNS 7:00 CHA@BIR 6:30 JAX@MIS 6:05 RCT@PNS 6:05
19 MTG@JXN 6:35 BLX@TNS 5:30 CHA@BIR 4:00 JAX@MIS 2:05 RCT@PNS 4:05	20 OFF DAY	21 PNS@CHA 7:15 TNS@RCT 6:35 JXN@BLX 6:35 MIS@MTG 6:35 BIR@JAX 7:05	22 PNS@CHA 7:15 TNS@RCT 6:35 JXN@BLX 6:35 MIS@MTG 6:35 BIR@JAX 7:05	23 PNS@CHA 7:15 TNS@RCT 6:35 JXN@BLX 6:35 MIS@MTG 6:35 BIR@JAX 7:05	24 PNS@CHA 7:15 TNS@RCT 7:05 JXN@BLX 6:35 MIS@MTG 6:35 BIR@JAX 7:05	25 PNS@CHA 7:15 TNS@RCT 6:05 JXN@BLX 6:35 MIS@MTG 6:05 BIR@JAX 6:35
26 PNS@CHA 2:15 TNS@RCT 5:05 JXN@BLX 5:05 MIS@MTG 3:35 BIR@JAX 3:05	27 CHA@JXN 6:35 MTG@TNS 7:00 BLX@BIR 7:05 RCT@MIS 6:35 JAX@PNS 6:35	28 CHA@JXN 6:35 MTG@TNS 7:00 BLX@BIR 7:05 RCT@MIS 6:35 JAX@PNS 6:35	29 CHA@JXN 6:35 MTG@TNS 7:00 BLX@BIR 7:05 RCT@MIS 6:35 JAX@PNS 6:35	30 CHA@JXN 6:35 MTG@TNS 7:00 BLX@BIR 7:05 RCT@MIS 6:35 JAX@PNS 6:35	31 CHA@JXN 6:35 MTG@TNS 7:00 BLX@BIR 7:05 RCT@MIS 6:35 JAX@PNS 6:35	

Game times listed reflect the local time zones. Game times are subject to change.

North Division

- BIR** Birmingham Barons (CDT)
- CHA** Chattanooga Lookouts (EDT)
- JXN** Jackson Generals (CDT)
- RCT** Rocket City Trash Pandas (CDT)
- TNS** Tennessee Smokies (EDT)

South Division

- BLX** Biloxi Shuckers (CDT)
- JAX** Jacksonville Jumbo Shrimp (EDT)
- MIS** Mississippi Braves (CDT)
- MTG** Montgomery Biscuits (CDT)
- PNS** Pensacola Blue Wahoos (CDT)



AUGUST 2020

Sunday	Monday	Tuesday	Wednesday	Thursday	Friday	Saturday
						1 RCT@JXN 6:35 TNS@CHA 7:15 PNS@BIR 6:30 BLX@MIS 6:05 MTG@JAX 6:35
2 RCT@JXN 6:35 TNS@CHA 2:15 PNS@BIR 4:00 BLX@MIS 2:05 MTG@JAX 3:05	3 RCT@JXN 6:35 TNS@CHA 7:15 PNS@BIR 7:05 BLX@MIS 6:35 MTG@JAX 7:05	4 RCT@JXN 6:35 TNS@CHA 7:15 PNS@BIR 7:05 BLX@MIS 6:35 MTG@JAX 7:05	5 RCT@JXN 6:35 TNS@CHA 7:15 PNS@BIR 7:05 BLX@MIS 6:35 MTG@JAX 7:05	6 JXN@TNS 7:00 BIR@RCT 6:35 JAX@BLX 6:35 CHA@MTG 6:35 MIS@PNS 6:35	7 JXN@TNS 7:00 BIR@RCT 7:05 JAX@BLX 6:35 CHA@MTG 6:35 MIS@PNS 6:35	8 JXN@TNS 7:00 BIR@RCT 6:05 JAX@BLX 6:35 CHA@MTG 6:05 MIS@PNS 6:05
9 JXN@TNS 5:30 BIR@RCT 5:05 JAX@BLX 5:05 CHA@MTG 3:35 MIS@PNS 4:05	10 JXN@TNS 7:00 BIR@RCT 6:35 JAX@BLX 6:35 CHA@MTG 6:35 MIS@PNS 6:35	11 OFF DAY	12 MTG@JXN 6:35 JAX@RCT 6:35 CHA@MIS 6:35 TNS@BLX 6:35 BIR@PNS 6:35	13 MTG@JXN 6:35 JAX@RCT 6:35 CHA@MIS 6:35 TNS@BLX 6:35 BIR@PNS 6:35	14 MTG@JXN 6:35 JAX@RCT 7:05 CHA@MIS 6:35 TNS@BLX 6:35 BIR@PNS 6:35	15 MTG@JXN 6:35 JAX@RCT 6:05 CHA@MIS 6:05 TNS@BLX 6:35 BIR@PNS 6:05
16 MTG@JXN 6:35 JAX@RCT 5:05 CHA@MIS 2:05 TNS@BLX 5:05 BIR@PNS 4:05	17 OFF DAY	18 RCT@CHA 7:15 PNS@TNS 7:00 JXN@BIR 7:05 BLX@MTG 6:35 MIS@JAX 7:05	19 RCT@CHA 7:15 PNS@TNS 7:00 JXN@BIR 7:05 BLX@MTG 6:35 MIS@JAX 7:05	20 RCT@CHA 7:15 PNS@TNS 7:00 JXN@BIR 7:05 BLX@MTG 6:35 MIS@JAX 7:05	21 RCT@CHA 7:15 PNS@TNS 7:00 JXN@BIR 7:05 BLX@MTG 6:35 MIS@JAX 7:05	22 RCT@CHA 7:15 PNS@TNS 7:00 JXN@BIR 6:30 BLX@MTG 6:05 MIS@JAX 6:35
23 CHA@TNS 5:30 PNS@RCT 5:05 JXN@BLX 5:05 MIS@MTG 3:35 BIR@JAX 6:35	24 CHA@TNS 7:00 PNS@RCT 6:35 JXN@BLX 6:35 MIS@MTG 6:35 BIR@JAX 7:05	25 CHA@TNS 7:00 PNS@RCT 6:35 JXN@BLX 6:35 MIS@MTG 6:35 BIR@JAX 7:05	26 CHA@TNS 7:00 PNS@RCT 6:35 JXN@BLX 6:35 MIS@MTG 6:35 BIR@JAX 7:05	27 CHA@TNS 7:00 PNS@RCT 6:35 JXN@BLX 6:35 MIS@MTG 6:35 BIR@JAX 7:05	28 RCT@JXN 6:35 JAX@CHA 7:15 TNS@BIR 7:05 BLX@MIS 6:35 MTG@PNS 6:35	29 RCT@JXN 6:35 JAX@CHA 7:15 TNS@BIR 6:30 BLX@MIS 6:05 MTG@PNS 6:05
30 RCT@JXN 6:35 JAX@CHA 7:15 TNS@BIR 4:00 BLX@MIS 2:05 MTG@PNS 4:05	31 RCT@JXN 6:35 JAX@CHA 7:15 TNS@BIR 7:05 BLX@MIS 6:35 MTG@PNS 6:35					

Game times listed reflect the local time zones. Game times are subject to change.

North Division

- BIR** Birmingham Barons (CDT)
- CHA** Chattanooga Lookouts (EDT)
- JXN** Jackson Generals (CDT)
- RCT** Rocket City Trash Pandas (CDT)
- TNS** Tennessee Smokies (EDT)

South Division

- BLX** Biloxi Shuckers (CDT)
- JAX** Jacksonville Jumbo Shrimp (EDT)
- MIS** Mississippi Braves (CDT)
- MTG** Montgomery Biscuits (CDT)
- PNS** Pensacola Blue Wahoos (CDT)



SEPTEMBER 2020

Sunday	Monday	Tuesday	Wednesday	Thursday	Friday	Saturday
		1 RCT@JXN 6:35 JAX@CHA 7:15 TNS@BIR 7:05 BLX@MIS 6:35 MTG@PNS 6:35	2 OFF DAY	3 MIS@TNS 7:00 CHA@RCT 6:35 PNS@BLX 6:35 BIR@MTG 6:35 JXN@JAX 7:05	4 MIS@TNS 7:00 CHA@RCT 7:05 PNS@BLX 6:35 BIR@MTG 6:35 JXN@JAX 7:05	5 MIS@TNS 7:00 CHA@RCT 6:05 PNS@BLX 6:35 BIR@MTG 6:05 JXN@JAX 6:35
6 MIS@TNS 5:30 CHA@RCT 6:05 PNS@BLX 5:05 BIR@MTG 6:05 JXN@JAX 6:35	7 MIS@TNS 12:00 CHA@RCT 12:05 PNS@BLX 1:05 BIR@MTG 12:05 JXN@JAX 2:05	8 OFF DAY	9 N & S Divisional PLAYOFFS BEGIN Best 3 of 5 Games	10	11	12
13	14	15 CHAMPIONSHIP SERIES BEGINS (< Tentative >) Best 3 of 5 Games	16	17	18	19
20	21	22	23	24	25	26
27	28	29	30			

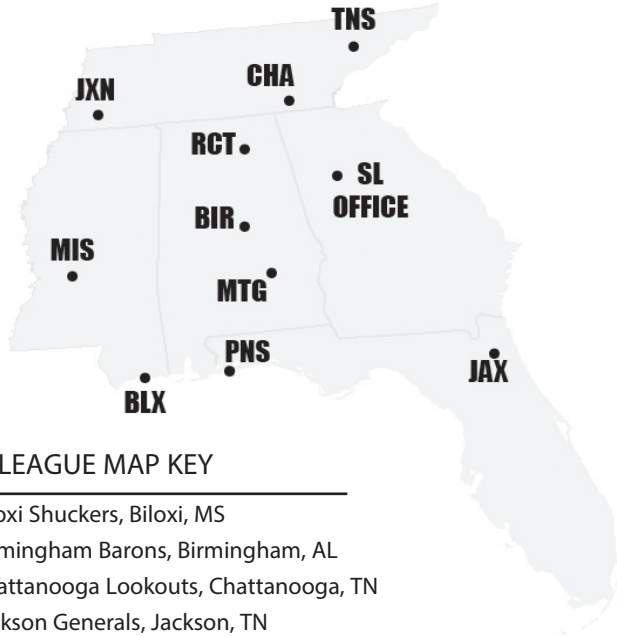
Game times listed reflect the local time zones. Game times are subject to change.

North Division

- BIR** Birmingham Barons (CDT)
- CHA** Chattanooga Lookouts (EDT)
- JXN** Jackson Generals (CDT)
- RCT** Rocket City Trash Pandas (CDT)
- TNS** Tennessee Smokies (EDT)

South Division

- BLX** Biloxi Shuckers (CDT)
- JAX** Jacksonville Jumbo Shrimp (EDT)
- MIS** Mississippi Braves (CDT)
- MTG** Montgomery Biscuits (CDT)
- PNS** Pensacola Blue Wahoos (CDT)




SOUTHERN LEAGUE MAP KEY

- BLX.....Biloxi Shuckers, Biloxi, MS
- BIR.....Birmingham Barons, Birmingham, AL
- CHA.....Chattanooga Lookouts, Chattanooga, TN
- JXN.....Jackson Generals, Jackson, TN
- JAX.....Jacksonville Jumbo Shrimp, Jacksonville, FL
- MIS.....Mississippi Braves, Pearl, MS
- MTG.....Montgomery Biscuits, Montgomery, AL
- PNS.....Pensacola Blue Wahoos, Pensacola, FL
- RCT.....Rocket City Trash Pandas, Madison, AL
- TNS.....Tennessee Smokies, Kodak, TN

2020
SOUTHERN LEAGUE MILEAGE CHART

CLUB	NORTH					SOUTH				
	JXN	CHA	TNS	RCT	BIR	MIS	BLX	MTG	PNS	JAX
JXN	0	252	323	173	226	295	418	315	445	713
CHA	252	0	132	110	150	380	458	233	397	464
TNS	323	132	0	239	279	509	587	361	525	529
RCT	173	110	239	0	94	323	408	182	346	537
BIR	226	105	279	94	0	233	315	89	253	433
MIS	295	380	509	323	233	0	160	244	245	591
BLX	418	458	587	408	315	160	0	227	120	465
MTG	315	233	361	182	89	244	227	0	160	370
PNS	445	397	525	346	253	245	120	160	0	360
JAX	713	464	529	537	433	591	465	370	360	0
SL Ofc.	JXN	CHA	TNS	RCT	BIR	MIS	BLX	MTG	PNS	JAX
	352	103	218	177	154	388	403	177	341	366

2020 INFORMATION





BILOXI SHUCKERS

Mailing: 105 Caillavet St.
Biloxi, MS 39530
Physical: 105 Caillavet St.
Biloxi, MS 39530
Phone: (228) 233-3465
Fax: (228) 206-6187
info@biloxishuckers.com
www.biloxishuckers.com
Facebook: www.facebook.com/BiloxiShuckers
Twitter: @BiloxiShuckers
Instagram: @OfficialBiloxiShuckers



MGM PARK



PARK DIMENSIONS

LF: 325' • CF: 400' • RF: 325'
Built: 2015 • Capacity: 6,076

DIRECTIONS

From I-10: Exit 46-A to I-110/MS-15 South, then Exit 1A to merge onto US 90 East/Beach Boulevard. Turn left at Caillavet Street. MGM Park is on the left.

TEAM INFORMATION

Years in Southern League.....2015-present
2019 Overall Record.....82-57 (.590, 1st in South Division*#)
2019 Record/Finish by Halves1st Half: 41-29 (1st*) | 2nd Half: 41-28 (1st#)
2019 Attendance/Average.....146,845/2,331
Media ContactGarrett Greene
Press Box Phone(228)-271-3478
Radio Play-by-PlayGarrett Greene
Flagship RadioWGCM AM-1240 and FM 100.9

*1st Half Division Winner | # 2nd Half Division Winner | Clinched Playoff Berth via Southern League Rules.

GAME TIMES

All times CDT. See pages 10 -15 for a full schedule.
Monday-Saturday.....6:35 p.m.
Sunday.....1:05 p.m. (April - June)
5:05 p.m. (July - September)
Exceptions.....4/29 and 6/10 (10:35 a.m.)
9/7 (1:05 p.m.)
Doubleheader.....5/17 (1:05 p.m.)

TICKETS

Ticket Office Phone: (228) 207-3612

TICKET OFFICE HOURS

Gamedays: M-F: 10:00 a.m. - end of game
Saturday Gamedays: 10:00 a.m. - end of game
Sunday Gamedays: 12:00 p.m. - end of game

Non-gamedays: M-F: 10:00 a.m. - 5:00 p.m.
Select Saturdays: 11:00 a.m. - 5:00 p.m.
Closed on Sundays

INDIVIDUAL GAME RATES*

Kloud 7 SkyBox.....\$50
Sparklight Club.....\$22/\$24
Dugout Club.....\$18/\$20
Home Plate Box\$13/\$15
Dugout Box\$12/\$14
Reserved\$10/\$12
Berm.....\$7/\$7

SEASON TICKET RATES

Kloud 7 SkyBox.....\$2800
Sparklight Club.....\$1400
Dugout Club.....\$1120
Home Plate Box\$770
Dugout Box\$630
Reserved\$560

*Advanced/Day of Game Pricing



KEN YOUNG
PRESIDENT



HUNTER REED
GENERAL MANAGER


FRONT OFFICE DIRECTORY

Operated by..... Biloxi Baseball, LLC
President..... Ken Young
General Manager..... Hunter Reed
Assistant General Manager..... Trevor Matifes
HR/Accounting Manager..... Lisa Turner
Director of Ticket Operations Allan Lusk
Corporate Partnerships Coord. Stephanie Chapman
Group Sales Coordinator Layton Markwood
Ticket Sales Executive..... Kory DuMond
Box Office & Ticket Sales Executive Racheal Proise
Comm. Relations & Promotions Mgr..... Kelsey Thompson

Media Relations Mgr & Broadcaster Garrett Greene
Creative Services Manager Stephanie Carr
Sales & Marketing Coordinator Dustin Fishman
Graphic Design & Ticket Executive Katy Knauss
Retail Manager Megan Ondrey
Head Groundskeeper..... Reuben Wedgeworth
Stadium Operations Manager Kennedy Helms
GM, Spectra Food Service Debbie Woodham
Chef Bob Barlow
Team Ambassador Barry Lyons

COACHING STAFF

Manager..... Mike Guerrero
Hitting Coach..... Chuckie Caulfield
Pitching Coach Fred Dabney
Bench Coach Nestor Corredor
Athletic Trainer..... Jeff Bodenhamer
Strength Coach..... Jason Morriss
Development Coach Paul Moeller



MIKE GUERRERO
MANAGER

AFFILIATE DIRECTORY



MILWAUKEE BREWERS

Miller Park
One Brewers Way
Milwaukee, WI 53214
Phone: (414) 902-4400
Fax: (414) 902-4053
brewers.mlb.com

Chairman & Principal Owner..... Mark Attanasio
General Manager..... David Stearns
Vice President & Assistant General Manager..... Matt Arnold
Vice President, Baseball Projects..... Gord Ash
Senior Advisor Doug Melvin
Farm Director..... Tom Flanagan
Director, Minor League Operations..... Eduardo Brizuela
Senior Manager - Baseball Administration Mark Mueller

FARM SYSTEM

Class	Team	League
AAA	San Antonio	Pacific Coast
AA	Biloxi	Southern
A-Adv	Carolina	Carolina
A	Wisconsin	Midwest
R	Rocky Mountain	Pioneer
R	AZL Brewers	Arizona
R	DSL Brewers	Dominican

MINOR LEAGUE COMPLEX
American Family Fields of Phoenix
3805 North 53rd Avenue
Phoenix, AZ 85031
Phone: (414) 378-1019



BIRMINGHAM BARONS

Mailing: P.O. Box 877
Birmingham, AL 35201
Physical: 1401 1st Avenue South
Birmingham, AL 35233
Phone: (205) 988-3200
Fax: (205) 988-9698
barons@barons.com
www.barons.com
Facebook: www.facebook.com/BirminghamBarons
Twitter: @BhamBarons



REGIONS FIELD



PARK DIMENSIONS

LF: 320' • CF: 400' • RF: 325'
Built: 2013 • Capacity: 8,500
Seat Breakdown – Box: 4,714 • GA: 1,483

DIRECTIONS

I-65 Northbound to Exit 259-University Blvd. Turn left on 14th St. S. Ballpark will be on the right.

I-65 Southbound to Exit 259B-4th Ave. S. Turn left on 14th St. S. Ballpark will be on the right.

GAME TIMES

All times CDT. See pages 10 -15 for a full schedule.
Monday-Friday7:05 p.m.
Saturday.....6:30 p.m.
Sunday.....4:00 p.m.
Exceptions..... 4/22, 5/4, 5/13, 6/10 (11:00 a.m.)
7/4 (6:00 p.m.)
Rickwood Classic6/8 (12:30 p.m.)

TICKETS

Ticket Office Phone: (205) 988-3200
TICKET OFFICE HOURS
M-F: 9:00 a.m. - 5:00 p.m.
Game Days: 10 a.m. - end of game

INDIVIDUAL GAME RATES*
General Admission.....\$8/\$7
Baseline Box.....\$10/\$9
Field Reserved.....\$13/\$12
Dugout Premium.....\$15/\$14

** Pricing to the left reflects:
\$2 off for military/
\$1 off for children 12-and
under, seniors/
Regular day of game pricing*

SEASON TICKET RATES
General Admission..... 1 year: \$350
Baseline Box..... 1 year: \$475 / \$425 (3 yrs)
Field Reserved..... 1 year: \$575 / \$525 (3 yrs)
Dugout Premium.... 1 year: \$675 / \$625 (3 yrs)
Batter's Box 1 year:..... \$925 / \$875 (3 yrs)

TEAM INFORMATION

Years in Southern League1964-65, 1967-75, 1981-present
2019 Overall Record 64-72 (471, 3rd in the North Division)
2019 Record/Finish by Halves 1st Half: 27-42 (5th) | 2nd Half: 37-30 (3rd)
2019 Attendance/Average..... 379,707/5,424
Media ContactBryce Koon
Press Box Phone (205) 703-4350
Radio Play-by-PlayCurt Bloom
Flagship Radio94.5 FM WJOX, 100.5 FM WJQX, and 690 AM WJOX.



STAN LOGAN
OWNER



JONATHAN NELSON
PRESIDENT & GENERAL MANAGER

FRONT OFFICE DIRECTORY

Operated byBirmingham Barons, LLC
Owners.....Don, Stan, & Jeff Logan
President & General Manager.....Jonathan Nelson
President of Business Dev & Entertainment.....John Cook
General Manager of Food & BeverageDavid Madison
Chief Financial OfficerRandy Prince
BookkeepingConnie Sharp
Senior Director of Hospitality & Events.....Jennifer McGee
Special Events Manager.....Amanda Callahan
Director of BroadcastingCurt Bloom
Director of Customer Service.....George Chavous
Director of Stadium Operations.....Mike Craven
Director of Concessions.....Andy Jackson
Catering ManagerJoie Tucker
Corporate Sales Manager.....Rich Smyth
Corporate Sales Manager.....Richard Coats

Dir of Group Sales & Sponsorship Coord Cole Buck
Director of Group Sales.....Tyler Gore
Group Sales ManagerJohn Hudson
Group Sales ManagerHarrison Lindner
Ticket Sales ManagerJordan Smith
Assistant Ticket Sales ManagerJosh Freund
Merchandise Manager.....David Lindsey
Marketing & Promotions ManagerSamantha Beck
Marketing & Promotions Coordinator..... Hannah Echols
Head Groundskeeper..... Zach Van Voorhees
Premium Services & Group Sales MgrAbby Southerland
Executive Chef.....Nick Tittle
Sous Chef.....Vic Arnold
Inventory Control AccountantJonathan Judge
Receptionist/Data ClerkAshlee Bryan

COACHING STAFF

Manager.....Justin Jirschele
Hitting Coach.....Charlie Romero
Pitching CoachRichard Dotson
Bench CoachKevin De Young
Athletic Trainer.....Hyeon Kim
Strength & ConditioningTim Rodmaker



Justin Jirschele
MANAGER

AFFILIATE DIRECTORY



CHICAGO WHITE SOX
Guaranteed Rate Field
333 W. 35th Street
Chicago, IL 60616
Phone: (312) 674-1000
Fax: (312) 674-5116
whitesox.mlb.com

Chairman..... Jerry Reinsdorf
Executive Vice President.....Ken Williams
Senior Vice President & General Manager.....Rick Hahn
Assistant General Manager.....Jeremy Haber
Senior Director of Baseball Operations.....Dan Fabian
Farm Director.....Chris Getz
Sr. Director, Minor League Operations.....Grace Guerrero Zwit

FARM SYSTEM

Class	Team	League
AAA	Charlotte	International
AA	Birmingham	Southern
A-Adv	Winston-Salem	Carolina
A	Kannapolis	South Atlantic
R	Great Falls	Pioneer
R	AZL White Sox	Arizona Rookie
R	DSL White Sox	Dominican

MINOR LEAGUE COMPLEX
Camelback Ranch-Glendale
Chicago White Sox
10710 West Camelback Road
Glendale, AZ 85037
Phone: (623)302-5200



CHATTANOOGA LOOKOUTS

Mailing: P.O. Box 11002
Chattanooga, TN 37401
Physical: 201 Power Alley
Chattanooga, TN 37402

Phone: (423) 267-2208
Fax: (423) 267-4258

tickets@lookouts.com

www.lookouts.com

Facebook: www.facebook.com/ChattanoogaLookouts

Twitter: @ChattLookouts



AT&T FIELD



PARK DIMENSIONS

LF: 330' • CF: 400' • RF: 325'
Built: 2000 • Capacity: 6,362
Seat Breakdown – Box: 3,207 • GA: 2,287

DIRECTIONS

From I-24, take exit 178 onto 27N. Take exit 1C (4th Street/Downtown.) followed by the first left on Chestnut Street, and then the first left again on 3rd Street. AT&T Field is at the top of the hill.

GAME TIMES

All times EDT. See pages 10 -15 for a full schedule.

Monday-Saturday.....7:15 p.m.
Sunday.....2:15 p.m.
Exceptions.....4/29, 5/13 (11:15 a.m.)
5/25, 6/15 (2:15 p.m.)
4/9, 5/24, 7/3 (6:15 p.m.)

TICKETS

Ticket Office Phone: (423) 267-4TIX (4849)

TICKET OFFICE HOURS

9:00 a.m. - 5:00 p.m.
M-Sat. Game Days: 9:00 a.m. - end of game
Sunday Game Days: 10:00 a.m. - end of game

INDIVIDUAL GAME RATES*		SEASON TICKET RATES	
Lower Box	\$9.00	Lower Box	\$445
Upper Box	\$7.00	Upper Box	\$345
General Admission.....	\$6.00	General Admission.....	\$295

TEAM INFORMATION

Years in Southern League1964-65, 1976-present
2019 Overall Record61-75 (.449, 4th in North Division)
2019 Record/Finish by Halves 1st Half: 36-33 (3rd) | 2nd Half: 25-42 (4th)
2019 Attendance/Average.....228,662/3,518
Media ContactDan Kopf
Press Box Phone(423) 267-2208 x405
Radio Play-by-PlayLarry Ward
Flagship Radio98.1 FM The Lake.



JASON FREIER
OWNER



RICH MOZINGO
PRESIDENT

FRONT OFFICE DIRECTORY

Operated by Chattanooga Professional Baseball, LLC
Managing Owners..... Jason Freier, John Woods
President.....Rich Mozingo
Vice President Andrew Zito
Director of Broadcasting Larry Ward
Public & Media Relations Manager.....Dan Kopf
Marketing & Promotions Manager Alex Tainsh

Operations Manager Michael Matheson
Food & Beverage ManagerWilliam Marr
Head Groundskeeper.....Mike Showe
Ticket Operations Manager Graham Hartman
Accounting/Ticket Partnership/Retail Mgr..... Jennifer Crum
Ticket Partnership ManagerNolan Turner
Ticket Partnership ManagerJarrah Vella-Wright

COACHING STAFF

Manager.....Ricky Gutierrez
Hitting Coach.....Daryle Ward
Pitching Coach Seth Etherton
Bench Coach.....Lenny Harris
Athletic Trainer.....Tyler Moos
Strength Coach.....Trey Strickland

RICKY GUTIERREZ
MANAGER



AFFILIATE DIRECTORY



CINCINNATI REDS
Great American Ball Park
100 Joe Nuxhall Way
Cincinnati, OH 45202
Phone: (513) 765-7000
Fax: (513) 765-7342
reds.mlb.com

President of Baseball Operations..... Dick Williams
Vice President & General Manager.....Nick Krall
Vice President & Assistant General Manager Sam Grossman
Vice President & Senior Advisor to the General ManagerBuddy Bell
Vice President of Player Development.....Shawn Pender
Farm Director.....Eric Lee
Coordinator of Baseball AdministrationMelissa Hill

FARM SYSTEM

Class	Team	League
AAA	Louisville	International
AA	Chattanooga	Southern
A-Adv	Daytona	Florida State
A	Dayton	Midwest
R	Greenville	Appalachian
R	Billings	Pioneer
R	AZL Reds	Arizona
R	DSL Reds	Dominican

MINOR LEAGUE COMPLEX
Goodyear Ballpark
3125 S. Wood Blvd.
Goodyear, AZ 85338
Phone: (623) 932-6590



JACKSON GENERALS

4 Fun Place
Jackson, TN 38305
Phone: (731) 988-5299
Fax: (731) 988-5246
www.jacksongeneralsbaseball.com
Facebook: www.facebook.com/JacksonGenerals
Twitter: @JacksonGenerals



REESE L. SMITH III
PARTNER



DAVID FREEMAN
CHAIRMAN



MARCUS SABATA
GENERAL MANAGER

THE BALLPARK AT JACKSON



GAME TIMES

All times CDT. See pages 10 -15 for a full schedule.
Monday-Saturday6:05 p.m.
Sunday.....2:05 p.m.
Exceptions.....4/29, 5/8, 5/20 (11:05 a.m.)
5/29, 6/11 (12:05 p.m.)
9/2 (2:05 p.m.)
6/30, 7/14, 8/4, 8/18 (6:05 p.m.)

FRONT OFFICE DIRECTORY

ChairmanDavid Freeman
PartnerReese Smith III
General ManagerMarcus Sabata
Assistant General ManagerSteve Maloan
Vice President, FinanceCharles Ferrell
Premium Sales ConsultantsRyan Whitt
Premium Sales ConsultantsJustin Smith
Broadcast & Media CoordinatorAndrew Chapman

Entertainment DirectorVincent Zielen
Box Office ManagerPatrick Adams
Assistant Box Office ManagerAustin Barber
Manager, Catering & ConcessionsWinston Brooks
Asst Mgr Catering & ConCheyenne "Mika" Burke
Manager, Stadium Ops & Security and
Director of GroundsMatt Malone

TICKETS

Ticket Office Phone: (731) 988-5299
TICKET OFFICE HOURS
M-F: 9:00 a.m. - 5:00 p.m.
Day of Game: 9:00 a.m. - 30 minutes after end of game
INDIVIDUAL GAME RATES SEASON TICKET RATES
Reserved\$12.00 Reserved\$350
GA\$8.00

COACHING STAFF

ManagerBlake Lalli
Hitting CoachRick Short
Pitching CoachDoug Drabek
Bench CoachJorge Cortes
Athletic TrainerJoe Rosauer
Strength CoachDerek Clovis



BLAKE LALLI
MANAGER

PARK DIMENSIONS

LF: 330' • CF: 390' • RF: 330'
Built: 1998 • Capacity: 6,000

DIRECTIONS

From I-40: take exit 85 to F.E. Wright Drive. Travel south. Turn Left on Ridgecrest Road Extended. The Ballpark at Jackson will be on the left.

TEAM INFORMATION

Years in Southern League1998-present
2019 Overall Record78-57 (.578, 2nd in North Division&)
2019 Record/Finish by Halves 1st Half: 39-31 (2nd) | 2nd Half: 39-26 (2nd)
2019 Attendance/Average 107,131/1,756
Media ContactAndrew Chapman
Press Box Phone(731) 988-5299 x346
Radio Play-by-PlayAndrew Chapman
Flagship RadioJackson Generals Baseball Network/Tuneln Radio (Digital)
& Clinched Wild Card Playoff Berth via Southern League Rules.

AFFILIATE DIRECTORY



ARIZONA DIAMONDBACKS
Chase Field
401 East Jefferson Street
Phoenix, AZ 85004
Phone: (602) 462-6500
Fax: (602) 462-6309
diamondbacks.mlb.com

Managing General PartnerKen Kendrick
President & CEODerrick Hall
Executive VP & General ManagerMike Hazen
Senior VP & Assistant GMJared Porter
Senior VP & Assistant GMAmiel Sawdaye
Farm DirectorJosh Barfield
Senior Manager, Player DevelopmentShawn Marett

FARM SYSTEM

Class	Team	League
AAA	Reno	Pacific Coast
AA	Jackson	Southern
A-Adv	Visalia	California
A	Kane County	Midwest
SS	Hillsboro	Northwest
R	Missoula	Pioneer
R	AZL D-backs	Arizona
R	DSL D-backs	Dominican

MINOR LEAGUE COMPLEX
Salt River Fields at Talking Stick
15707 North 83rd Avenue
Peoria, AZ 85382
Phone: (623) 776-4800
Fax: (623) 776-4828



JACKSONVILLE JUMBO SHRIMP

301 A. Philip Randolph Blvd.
Jacksonville, FL 32202

Phone: (904) 358-2846
Fax: (904) 358-2845

info@jaxshrimp.com

www.jaxshrimp.com

Facebook: www.facebook.com/jaxshrimp

Twitter: @JaxShrimp



121 FINANCIAL BALLPARK



GAME TIMES

All times EDT. See pages 10 -15 for a full schedule.

Monday-Friday	7:05 p.m.
Saturday	6:35 p.m.
Sunday	3:05 p.m.
Exceptions.....	5/13 (11:05 a.m.)
	5/4, 5/25, 6/15, 7/14 (12:05 p.m.)
	9/7 (2:05 p.m.)
	5/24, 8/23, 9/6 (6:35 p.m.)

TICKETS

Ticket Office Phone: (904) 358-2846

TICKET OFFICE HOURS

M-F: 9 a.m. - 5 p.m

INDIVIDUAL GAME RATES

Dugout Box	\$18.00
Reserved	\$9.00
General Admission.....	\$5.00

SEASON TICKET RATES

Dugout Box	\$910
Reserved	\$455
Other plans available	

PARK DIMENSIONS

LF: 321' • CF: 420' • RF: 317'
Built: 2003 • Capacity: 11,000
Seat Breakdown –
Reserved: 6,004 • Bleacher: 4,844

DIRECTIONS

From North: I-95 to MLK Jr. Pkwy. Follow to end, take right before TIAA Bank Field.

From South: I-95 to Emerson Street, exit to Hart Bridge. Mathews Bridge take Sports Complex exit, follow signs to stadium.

TEAM INFORMATION

Years in Southern League.....	1970-present
2019 Overall Record.....	66-71 (482, 3rd in South Division)
2019 Record/Finish by Halves	1st Half: 29-41 (4th) 2nd Half: 37-30 (2nd)
2019 Attendance/Average.....	327,388/4,960
Media Contact	Scott Kornberg
Press Box Phone	(904) 374-4505
Radio Play-by-Play	Scott Kornberg
Flagship Radio	Sunny 102.3 FM.



KEN BABBY
OWNER & CEO



HAROLD CRAW
EXEC. VICE PRESIDENT & GENERAL MANAGER

FRONT OFFICE DIRECTORY


Operated by Jacksonville Baseball, LLC
Owner and CEO..... Ken Babby
President..... Jim Pfander
Chief Financial Officer Shawn Carlson
Exec Vice President & General Manager..... Harold Crow
Assistant General Manager..... Noel Blaha
VP of Sales & Marketing..... Linda McNabb
Director of Field Operations..... Christian Galen
Director of Broadcasting Roger Hoover
Director of Food and Beverage..... Ernest Hopkins
Director of Corporate Partnerships..... Gary Nevolis
Director of Community Relations Andrea Williams
Director of Stadium Operations..... Weill Casey
Director of Promotions & Special Events..... David Ratz
Sr. Business Dev. & Military Affairs..... Theresa Viets
Business Manager Teresa Lively-Hall
Creative Services Manager Brian DeLettre
Merchandise Manager..... Brennan Earley

Media & Public Relations Manager..... Scott Kornberg
Asst Director Ticket Operations..... Peter Ercey
Asst Director Ticket Sales..... James Abbatozzio
Account Executive Justin Lemminn
Account Executive Tom Snyder
Account Executive Robert Dorfman
Account Executive Damon Aultman
Account Executive Matt Morabito
Account Executive Stephen Sawayda
Account Executive Devin Walker
Food & Beverage Manager Nevious Love
F & B Manager, Suites/Catering Chris Harper
Asst. Food & Beverage Manager Taylor Lee
Office Manager..... Christine Collins
Accounting Assistant..... Jacob Yurdakul
Stadium Operations Assistant..... Matthew Maynard
Stadium Operations Associate..... Randal "Randy" Civala

COACHING STAFF

Manager..... Kevin Randel
Hitting Coach..... Scott Seabol
Pitching Coach..... Bruce Walton
Bench Coach Jose Ceballos
Athletic Trainer..... Jason Roberts
Strength & Conditioning Coach Amanda Sartoris

KEVIN RANDEL
MANAGER



AFFILIATE DIRECTORY



MIAMI MARLINS
Marlins Park
501 Marlins Way
Miami, FL 33125
Phone: (305) 480-1300
Fax: (305) 480-3012
marlins.mlb.com

Chairman & Principal Owner..... Bruce Sherman
Chief Executive Officer Derek Jeter
President of Baseball Operations Michael Hill
Assistant General Manager Brian Chattin
Vice President, Player Development & Scouting..... Gary Denbo
Farm Director..... Dick Scott
Assistant Director, Player Development..... Hector D. Crespo

FARM SYSTEM

Class	Team	League
AAA	Wichita	Pacific Coast
AA	Jacksonville	Southern
A-Adv	Jupiter	Florida State
A	Clinton	Midwest
SS	Batavia	New York-Penn
R	GCL Marlins	Gulf Coast
R	DSL Marlins	Dominican

MINOR LEAGUE COMPLEX
Roger Dean Stadium
4751 Main Street
Jupiter, FL 33458
Phone: (561) 775-1818
Fax: (561) 691-6886



MISSISSIPPI BRAVES

Mailing: P.O. Box 97389
Pearl, MS 39288
Physical: 1 Braves Way
Pearl, MS 39208

Phone: (601) 932-8788
Fax: (601) 936-3567

mississippibraves@braves.com

www.MississippiBraves.com
Facebook: www.facebook.com/mbraves
Twitter: @mbraves



TRUSTMARK PARK



PARK DIMENSIONS

LF: 335' • CF: 402' • RF: 332'
Built: 2005 • Capacity: 8,480
Seat Breakdown –
Dugout: 2,554 • Field: 2,410 • Berm: 2,500

DIRECTIONS

From I-20: Take the US-49 exit (Exit 47 B) toward Flowood and merge onto US-49. Turn right onto Highway 80 at the stoplight. Turn right on Bass Pro Drive and follow Bass Pro Drive to Trustmark Park North and South parking lots.

TEAM INFORMATION

Years in Southern League2005-present
2019 Overall Record64-75 (.460, 4th in South Division)
2019 Record/Finish by Halves1st Half: 33-36 (3rd) | 2nd Half: 31-39 (4th)
2019 Attendance/Average..... 163,841/2,482
Media ContactChris Harris
Press Box Phone (601) 664-7712
Radio Play-by-PlayChris Harris
Flagship RadioWYAB 103.9 FM

GAME TIMES

All times CDT. See pages 10 -15 for a full schedule.

Monday-Friday6:35 p.m.
Saturday6:05 p.m.
Sunday1:05 p.m. (April - June)
5:05 p.m. (July-September)
Exceptions.....4/22, 4/23, 5/8, 6/26, 7/9 (10:35 a.m.)
8/14, 8/21, 9/2 (1:05 p.m.)
6/2 (5:05 p.m.)
5/26 (6:05 p.m.)

TICKETS

Ticket Office Phone: (601) 932-878

TICKET OFFICE HOURS

M-Sat: 9:00 a.m. - 5:00 p.m.
Game Days: 9:00 a.m. - end of game

INDIVIDUAL GAME RATES

Club\$25 Advanced Price/\$28 Day of Game Price
Home Plate\$16 Advanced Price/\$20 Day of Game Price
Dugout\$14 Advanced Price/\$18 Day of Game Price
Field.....\$10 Advanced Price/\$14 Day of Game Price
G.A. Reserved Level\$7 Adv Price/\$10 Day of Game Price
Berm/Standing Room Only G.A.\$5 Adv/\$8 Day

SEASON TICKET RATES

Club\$900
Home Plate\$650
Dugout\$650
Field.....\$450



TERRY MCGUIRK
CHAIRMAN & CEO,
ATLANTA BRAVES



PETE LAVEN
VICE PRESIDENT & GENERAL MANAGER,
MISSISSIPPI BRAVES

FRONT OFFICE DIRECTORY


Operated byAtlanta Braves Baseball Club
Vice President & General Manager Pete Laven
Assistant GM/Director of Sales..... Tim Mueller
Dir. Comm.,Media & Broadcasting..... Chris Harris
Ticket Manager..... Jeff Olson
Account Executive Darius Green
Account ExecutiveDaylin Britt
Account ExecutiveJacob Lord
Account ExecutivePeyton Cain

Director of Stadium Operations.....Zach Evans
Food & Beverage Director.....Felicia Thompson
Director of Group Sales.....David Kerr
Promo & Entertainment Manager.....Ali Nerini
Graphic Design Manager.....Garrett Steiger
Merchandise Manager.....Rebekah Sones
Office Manager.....Christy Shaw
Head Groundskeeper.....Will Earnhart

COACHING STAFF

Manager.....Chris Maloney
Hitting Coach..... Einar Diaz
Pitching CoachDave Chavarria
CoachNestor Perez Jr.
Athletic Trainer.....Dave Comeau
Strength CoachJordan Sidwell

CHRIS MALONEY
MANAGER



AFFILIATE DIRECTORY



ATLANTA BRAVES
Truist Park
755 Battery Avenue
Atlanta, GA 30339
Phone: (404) 522-7630
Fax: (404) 614-1391
braves.mlb.com

Chairman & CEOTerry McGuirk
Vice Chairman, Emeritus..... John Schuerholz
Executive VP & General Manager..... Alex Anthopoulos
Executive VP & MiLB Affiliates & Strategic Planning.....Chip Moore
VP of Baseball Operations & Assistant GMPerry Minasian
Farm DirectorBen Sestanovich
Asst. Dir., Player Development - OperationsRon Knight

FARM SYSTEM

Class	Team	League
AAA	Gwinnett	International
AA	Mississippi	Southern
A-Adv	Florida	Florida State
A	Rome	South Atlantic
R	Danville	Appalachian
R	GCL Braves	Gulf Coast
R	DSL Braves	Dominican

MINOR LEAGUE COMPLEX
Champion Stadium
ESPN Wide World of Sports Complex
700 South Victory Way
Kissimmee, FL 34747
Phone: (407) 939-4263

CoolToday Park
18800 South West Villages Parkway
North Port, FL 34293
Phone: (941) 413-5000
Opening March 24, 2019



MONTGOMERY BISCUITS

200 Coosa Street
Montgomery, AL 36104

Phone: (334) 323-2255
Fax: (334) 323-2225

info@biscuitsbaseball.com

www.biscuitsbaseball.com

Facebook: www.facebook.com/MontgomeryBiscuits

Twitter: @BiscuitBaseball



LOU DIBELLA
OWNER



TODD PARNELL
PRESIDENT



BRENDON PORTER
CHIEF OPERATING OFFICER



MICHAEL MURPHY
GENERAL MANAGER

RIVERWALK STADIUM



GAME TIMES

All times CDT. See pages 10 -15 for a full schedule.

Monday - Friday	6:35 p.m.
Saturday.....	6:05 p.m.
Sunday	3:33 p.m.
Exceptions.....	4/22,5/4 (10:35 a.m) 9/6 (6:05 p.m.)

TICKETS

Ticket Office Phone: (334) 323-2255

TICKET OFFICE HOURS

M-F: 10:00 a.m. – 5:30 p.m.
Sat (Day of Home Game): 10:00 a.m. – 7th inning
Sun (Day of Home Game): 12:00 p.m. – 7th inning

INDIVIDUAL GAME RATES*		SEASON TICKET RATES	
Super Box	\$13.00	Executive Club.....	\$840
Box	\$11.00	Super Box	\$730
Lawn.....	\$9.00	35-Game Plan	\$340-460
<i>*Add \$1 per ticket for day of game purchase (Thurs-Sat only).</i>		20-Game Flex	\$220-260
		12-Game Plan	\$125-148
		6-Game Plan	\$66-78

PARK DIMENSIONS

LF: 314' • CF: 401' • RF: 332'
Built: 2004 • Capacity: 7,000

DIRECTIONS

Take I-65 N to exit 172 (just north of I-85).
Proceed east onto Herron Street, which becomes
Bibb Street...take Bibb for approx. 1/2 mile...turn
left on Coosa Street and continue until it ends.
Riverwalk Stadium will be on the right.

TEAM INFORMATION

Years in Southern League	1965-1980, 2004-present
2019 Overall Record	88-50 (.638, 1st in North Division*#)
2019 Record/Finish by Halves	1st Half: 44-26 (1st*) 2nd Half: 44-24 (1st#)
2019 Attendance/Average.....	216,839/3,189
Media Contact	Chris Adams-Wall
Press Box Phone	(334) 819-7481
Radio Play-by-Play	Chris Adams-Wall
Flagship Radio	SportsRadio 740 AM WMSP

**1st Half Division Winner | # 2nd Half Division Winner | Clinched Playoff Berth via Southern League Rules.*

FRONT OFFICE DIRECTORY

Operated by.....Biscuits Baseball, LLC
Managing Owner

Community Engagement Coordinator..... Kenny Flores
Retail Manager

COACHING STAFF

Manager.....Morgan Ensberg
Hitting Coach.....Jamie Nelson
Pitching Coach.....Brian Reith
Bench Coach.....Gary Redus
Athletic Trainer.....Kris Russell
Strength Coach.....Carlos Gonzalez

MORGAN ENSBERG
MANAGER



AFFILIATE DIRECTORY



TAMPA BAY RAYS
Tropicana Field
One Tropicana Drive
St. Petersburg, FL 33705
Phone: (727) 825-3137
Fax: (727) 825-3365
rays.mlb.com

Principal Owner

FARM SYSTEM

Class	Team	League
AAA	Durham	International
AA	Montgomery	Southern
A-Adv	Port Charlotte	Florida State
A	Bowling Green	South Atlantic
SS	Hudson Valley	New York-Penn
R	Princeton	Appalachian
R	GCL Rays	Gulf Coast
R	DSL Rays-1	Dominican
R	DSL Rays-2	Dominican

MINOR LEAGUE COMPLEX
Charlotte Sports Park
2300 El Jobean Road
Port Charlotte, FL 33948
Phone: (941) 743-1900



PENSACOLA BLUE WAHOOS

351 West Cedar St.
Pensacola, FL 32502

Phone: (850) 934-8444
Fax: (850) 791-6256

info@bluewahoos.com

www.bluewahoos.com

Facebook: www.facebook.com/BlueWahoosBaseball

Twitter: @BlueWahoosBBall



BLUE WAHOOS STADIUM



PARK DIMENSIONS

LF: 342' • CF: 400' • RF: 335'
Built: 2012 • Capacity: 5,038
Seat Breakdown – Fixed Seats: 3,869 • GA: 1,169

DIRECTIONS

Take E Chase Street (Exit 1B) off I-110 and turn right onto S 9th Ave. Turn right at Bayfront Pkwy and continue west onto Main St. Turn left at S. Reus St and then right onto W. Cedar St.

GAME TIMES

All times CDT. See pages 10 -15 for a full schedule.

Monday - Friday6:35 p.m.
Saturday.....6:05 p.m.
Sunday.....4:05 p.m.
Exceptions..... 7/4 (5:05 p.m.)

TICKETS

Ticket Office Phone: (850) 934-8444

TICKET OFFICE HOURS

M-F 10:00 a.m. - 5:00 p.m.
Weekend - Closed
Game Days: Monday - Saturday 10:00 a.m. - Mid-Game
Game Days: Sunday 12:00 PM - Mid-Game

INDIVIDUAL GAME RATES*		SEASON TICKET RATES	
Premium	\$53.00	Premium	\$2,695
Club Seats	\$18.00	Club	\$945
Box	\$13.00	Box Seats	\$735
Reserved	\$11.00	Reserved	\$595
Standing Room Only.....	\$5.00	SRO	\$525

*Prices include \$2 CMPA fee.
*Prices increase by \$2 per seat for Friday & Saturday games.

TEAM INFORMATION

Years in Southern League2012-Present
2019 Overall Record.....76-63 (.547, 2nd in South Division&)
2019 Record/Finish by Halves1st Half: 38-32 (2nd) | 2nd Half: 38-31 (3rd)
2019 Attendance/Average 296,095/4,354
Media Contact Daniel Venn
Press Box Phone(850) 934-8444 x211
Radio Play-by-PlayChris Garagiola
Flagship RadioESPN Pensacola 94.5 FM & on 98.7-HD2 FM
& Clinched Wild Card Playoff Berth via Southern League Rules.



QUINT STUDER
OWNER



BUBBA WATSON
OWNER



JONATHAN GRIFFITH
PRESIDENT

FRONT OFFICE DIRECTORY

Operated by..... NW Florida Professional Baseball, LLC
Owners Quint and Rishy Studer, Bubba Watson
President..... Jonathan Griffith
Vice President of Operations Donna Kirby
Vice President of Sales Alex Sides
Human Resources Director..... Candice Miller
Chief Financial Officer Amber McClure
Finance Manager..... Sally Jewell
Accounts Payable..... Pam Handlin
Accountant Amy Gressett
Receptionist..... Dawn Williams
Ticket Operations Manager Kyle Williamson
Assistant Box Office Manager Danny Do
Event Sales Manager..... Shannon Reeves
Corporate Sales Executive Steven Unser

Group Sales ManagerBaillie Tate
Group Sales Executive.....Greg Liebke
Group Sales Executive..... Jordan Newman
Season Ticket Concierge Gracey McDonald
Season Ticket Concierge J.P. Stanzell
Merchandise Manager..... Anna Striano
Merchandise Trainee..... Kelsie Massey
Creative Services Manager Adam Waldron
Creative Services Assistant Derek Diamond
Media & Public Relations.....Daniel Venn
Broadcaster..... Chris Garagiola
Senior Writer Bill Vilona
Facilities Manager..... Mike Crenshaw
Head Groundskeeper.....Dustin Hannah

COACHING STAFF

Manager.....Ramon Borrego
Hitting Coach..... Ryan Smith
Pitching Coach Luis Ramirez
Pitching Coach Nat Ballenberg
Coach..... Joe Mangiameli
Athletic Trainer..... Chris McNeely
Strength Coach.....Travis Koon



RAMON BORREGO
MANAGER

AFFILIATE DIRECTORY



MINNESOTA TWINS
Target Field
1 Twins Way
Minneapolis, MN 55403
Phone: (612) 659-3400
Fax: (612) 659-4025
twins.mlb.com

Executive Chair..... Jim Pohlad
President..... Dave St. Peter
Chief Baseball Officer.....Derek Falvey
General ManagerThad Levine
Assistant General Manager..... Rob Antony
Assistant General Manager..... Jeremy Zoll
Farm Director..... Alex Hassan
Senior Manager, Minor League Operations.....Brian Maloney

FARM SYSTEM

Class	Team	League
AAA	Rochester	International
AA	Pensacola	Southern
A-Adv	Fort Myers	Florida State
A	Cedar Rapids	Midwest
R	Elizabethton	Appalachian
R	GCL Twins	Gulf Coast
R	DSL Twins	Dominican

MINOR LEAGUE COMPLEX
Lee Co. Sports Complex-
Hammond Stadium
14100 Six Miles Cypress Pkwy.
Fort Myers, FL 33912
Phone: (239) 533-7610



ROCKET CITY TRASH PANDAS

500 Trash Panda Way
Madison, AL 35758

Phone: (256) 325-1403
Fax: N/A

Info@trashpandasbaseball.com

www.trashpandasbaseball.com

Facebook: www.facebook.com/trashpandasbaseball/

Twitter: @trashpandas

Instagram: @trashpandasbaseball



TOYOTA FIELD



PARK DIMENSIONS

LF: 326' • LCF: 385' • CF: 400' • RCF: 375' • RF: 326'
Built: 2020 • Capacity: 7,500

DIRECTIONS

From the east - Take I-565 to Exit 13, Madison Blvd. Travel about 2-3 miles, turn left on Zierdt Road, right on Town Madison Boulevard.

From the west/I65 - Take Exit 340 east to I-565. Take Exit 11, Town Madison Boulevard.

GAME TIMES

All times CDT. See pages 10 -15 for a full schedule.

Monday-Thursday6:35 p.m.
Friday7:05 p.m.
Saturday.....6:05 p.m.
Sunday.....2:05 p.m. (April-June)
5:05 p.m. (July-August)
Exceptions.....4/29, 5/25, 7/14 (12:05 p.m.)
9/6 (6:05 p.m.)

TICKETS

Ticket Office Phone: (256) 325-1546

TICKET OFFICE HOURS

M-F: 9:00 a.m. - 5:00 p.m.
Game Days: 9:00 a.m. - end of game

INDIVIDUAL GAME RATES*	SEASON TICKET RATES
Box\$18.00	Full Season.....\$833-\$952
Reserved\$16.00	23-Game Plans\$345
General Admission.....\$8.00	

**Day of Game Rates listed above
*Rental tix with Pre-purchase and online orders
Children, seniors, and military receive \$2 off day of game price (all sections)

TEAM INFORMATION

Years in Southern League.....Inaugural Season
2019 Overall Record*.....50-86 (.368, 5th in South Division)
2019 Record/Finish by Halves*1st Half: 27-41 (5th) | 2nd Half: 23-45 (5th)
2019 Attendance/Average*.....95,087/1,585
Media Contact Josh Caray
Press Box Phone TBD
Radio Play-by-Play Josh Caray
Flagship Radio WUMP FM 103.9/www.umpsports.com

**as the Mobile BayBears.*



RALPH NELSON
PRESIDENT &
CHIEF EXECUTIVE OFFICER



GARRETT FAHRMANN
EXECUTIVE VICE PRESIDENT
& GENERAL MANAGER

FRONT OFFICE DIRECTORY

Operated byBallCorps, LLC
President & Chief Executive Officer.....Ralph Nelson
Executive Vice President & GMGarrett Fahrman
VP, Mktg./Promotions/Entertainment..... Lindsey Knupp
VP, Food & Beverage Operations Mary Nixon
Special Advisor to the President & CEO..... Chuck Domino
Special Advisor to the President & CEO.....Elizabeth Nelson
Senior Director, FinanceJill Webb
Director, Business Administration.....Nick Ceraso
Director, Ticket Operations.....Nate Leaser
Manager, Box Office Operations..... Jon Barhorst
Director, Broadcasting & Baseball Info.....Josh Caray
Director, Client Relations & Fan Exper.....Mareca Watson
Manager, Group SalesCory Ausderau
Sr. Director, Production & Entertainment Rob Sternberg

Manager, Creative Services Thomas McAlister
Manager, Game Entertainment Ricky Fernandez
Manager, Community RelationsMaddison Kendrick
Senior Director, Stadium Operations..... Ken Clary
Director, Facility Maintenance..... Jason Marriott
GroundskeeperCharlie Weaver
Manager, Clubhouse Operations Darren Smale
Director, Retail Operations Yvonne Tate
Managing Keyholder Retail Operations.....Bud McLaughlint
Exec. Chef & Asst. Dir, Food & Bev. Oper Ryan Curry
Director, Stadium Events..... Gayle Milam
Sous Chef.....Austen Allen-Griego
Manager, Concessions.....Sara Taylor
Manager, Concessions.....Samuel Grace
Manager, Finance & Human Resources Angy Blalock

COACHING STAFF

Manager.....Jay Bell
Hitting Coach.....Matt Spring
Pitching Coach Tim Norton
Defensive Coach Derek Florko
Athletic Trainer.....Matt Morrell
Strength Coach Jon Hill

JAY BELL
MANAGER



AFFILIATE DIRECTORY



LOS ANGELES ANGELS
Angel Stadium
2000 East Gene Autry Way
Anaheim, CA 92806
Phone: (714) 940-2000
Fax: (714) 940-2201
angels.mlb.com

Owners.....Carole and Arte Moreno
Chairman.....Dennis Kuhl
President.....John Carpino
General Manager.....Billy Eppler
Director, Baseball Operations Andrew Ball
Farm Director.....Mike LaCassa
Coordinator, Minor League Operations.....Chris Mosch
Minor League Field CoordinatorChad Tracy

FARM SYSTEM

Class	Team	League
AAA	Salt Lake	Pacific Coast
AA	Rocket City	Southern
A-Adv	Inland Empire	California
A	Burlington	Midwest
R	Orem	Pioneer
R	AZL Angels	Arizona
R	DSL Angels	Dominican

MINOR LEAGUE COMPLEX
Tempe Diablo Stadium
2200 West Alameda Drive
Tempe, AZ 85282
Phone: (480) 350-5265



TENNESSEE SMOKIES

3540 Line Drive
Kodak, TN 37764
Phone: (865) 286-2300
Fax: (865) 523-9913
info@smokiesbaseball.com
www.smokiesbaseball.com
Facebook: www.facebook.com/TennesseeSmokies
Twitter: @SmokiesBaseball



SMOKIES STADIUM



PARK DIMENSIONS

LF: 330' • CF: 400' • RF: 320'
Built: 2000 • Capacity: 6,000

DIRECTIONS

On Interstate-40, take exit 407 to Highway 66-North (Winfield Dunn Pkwy)...ballpark is directly on your right.

GAME TIMES

All times EDT. See pages 10 -15 for a full schedule.
Monday-Saturday.....7:00 p.m.
Sunday.....5:30 p.m.
Exceptions.....4/16, 5/6, 5/18 (11:00 a.m.)
9/7 (12:00 p.m.)
4/19, 5/3, 5/17, 5/31, 6/7, 6/21 (2:00 p.m.)

TICKETS

Ticket Office Phone: (865) 286-2300
TICKET OFFICE HOURS
M-F: 10:00 a.m. – 5:00 p.m.
Game Days: 10:00 a.m. – 5:00 p.m.

INDIVIDUAL GAME RATES*	SEASON TICKET RATES
Field.....\$12/\$14	Field Level.....\$525
Bleacher.....\$10/\$12	
Berm.....\$10	

*Prices are Sun-Thurs/Fri-Sat
*Children \$1 off Field Seating

TEAM INFORMATION

Years in Southern League..... 1964-67, 1972-present
2019 Overall Record.....58-81 (417, 5th in North Division)
2019 Record/Finish by Halves 1st Half: 33-36 (4th) | 2nd Half: 25-45 (5th)
2019 Attendance/Average..... 280,708/4,319
Media ContactAris M. Theofanopoulos
Press Box Phone(865) 286-2353
Radio Play-by-PlayMick Gillispie
Flagship RadioTalk Radio 92.3 FM / 760 AM.



RANDY BOYD
OWNER



DOUG KIRCHHOFER
CEO



CHRIS ALLEN
PRESIDENT & COO



TIM VOLK
GENERAL MANAGER

FRONT OFFICE DIRECTORY

Operated by.....Boyd Sports, LLC
Owners.....Randy and Jenny Boyd
CEO.....Doug Kirchhofer
President & COO.....Chris Allen
Vice President.....Jeremy Boler
General Manager.....Tim Volk
Asst GM of Stadium Operations.....Bryan Webster
Director of Food & Beverage.....Chris Franklin
Director of Group & Ticket Sales.....Andrew O'Gara
Director of Corporate Partnerships.....Corey Smart
Director of Mktg & Entertainment.....Aris Theofanopoulos
Director of Broadcasting.....Mick Gillispie
Hospitality Manager.....Morgan Messick
Outside Events & Merchandise Mgr.....Alex Eleas
Business Manager.....Suzanne French

Admin/Finance Assistant.....Michelle Conway
Marketing & Comm Relations Assistant.....Leslie Soffa
Administrative Assistant.....Tolena Trout
Partnership Activation Manager.....Baylor Love
Partnership Activation Manager.....Kate Farrell
Senior Account Executive.....Matt Graves
Account Executive/Ticket Operations.....Brett Adams
Account Executive.....Evan Courtney
Account Executive.....Joe Snodgrass
Account Executive.....Stephen Haselton
Concessions Coordinator.....Caleb Mills
Concessions Coordinator.....Tyler Kennedy
Creative Services.....Nic Ha
Head Groundskeeper.....Eric Taylor
Stadium Operations Assistant.....Caleb Miles

COACHING STAFF

Manager.....Michael Ryan
Hitting Coach.....Chad Allen
Pitching Coach.....Charlie Haegar
Bench Coach.....Ben Carhart
Athletic Trainer.....James Edwards
Strength Coach.....Dallas Lopez



MICHAEL RYAN
MANAGER

AFFILIATE DIRECTORY



CHICAGO CUBS
Wrigley Field
1060 West Addison Street
Chicago, IL 60613
Phone: (773) 404-2827
Fax: (773) 404-4129
cubs.mlb.com

Chairman.....Tom Ricketts
President, Baseball Operations.....Theo Epstein
Executive Vice President & General Manager.....Jed Hoyer
Assistant General Manager.....Randy Bush
Assistant General Manager.....Scott Harris
Senior VP, Player Development & Amateur Scouting.....Jason McLeod
Farm Director.....Matt Dorey
Director, Player Development.....Bobby Basham
Coordinator, Minor League Administration.....Allyson Darragh

FARM SYSTEM

Class	Team	League
AAA	Iowa	Pacific Coast
AA	Tennessee	Southern
A-Adv	Myrtle Beach	Carolina
A	South Bend	Midwest
SS	Eugene	Northwest
R	AZL Cubs	Arizona
R	DSL Cubs-1	Dominican
R	DSL Cubs-2	Dominican

MINOR LEAGUE COMPLEX
Sloan Park
2330 W. Rio Salado Parkway
Mesa, AZ 85201
Phone: (480) 668-0500

MONTAÑAS DE CHATTAÑOOGA 2019



"The Hawk" Highlights the 24th Rickwood Classic

Annual Game set for Monday, June 8th at 12:30 pm

Story by Samantha Beck

The Birmingham Barons and Friends of Rickwood welcome fans back to legendary Rickwood Field for the 24th Annual Rickwood Classic. This annual game is set for Monday, June 8th at 12:30 pm and will celebrate the legendary Birmingham Black Barons and the 100th Anniversary of the Negro Leagues. The game will feature the Birmingham Barons against the Chattanooga Lookouts, the Double-A Affiliate of the Cincinnati Reds. Baseball Hall of Fame outfielder Andre "The Hawk" Dawson will be this year's special guest of honor.

This will be the sixth appearance in the classic for the Lookouts who last played in the Rickwood Classic in 2018. In their last match-up at Rickwood Field, the Barons beat the Lookouts by a score of 7-1 in front of 6,028 fans. The Barons currently hold a 10-13 record in Rickwood Classic games, while fielding a 4-2 record against the Lookouts.

"We're thrilled to turn back the clock and once again host the Rickwood Classic at America's Oldest Ballpark on June 8th to celebrate the legendary Birmingham Black Barons and the Negro Leagues. Rickwood Field is such an important part of baseball history here in Birmingham and in hosting the classic it connects so many generations of Barons and baseball fans for one special, fun afternoon," said Barons General Manager Jonathan Nelson. "The Barons and Friends of Rickwood are thrilled to welcome Hall of Famer Andre Dawson and thankful for Levy's Fine Jewelry, Stewart Lubricants and Service Company, and Drummond Company, Inc. for their support and sponsorship of the Rickwood Classic."

This year's Rickwood Classic will celebrate the Black Barons and the 100th Anniversary of the Negro Leagues (1920-1963). In 1920, the Birmingham Black Barons became a charter member of the eight-team Negro Southern League. During the 1920's, Birmingham would see future Hall of Famers Leroy "Satchel" Paige, George "Mule" Suttles, and Bill Foster suite up for the Black Barons. During the 1940's the Black Barons would win three (1940, 1945, 1948) league pennants and produce more future stars of the game including MLB Hall of Famer Willie Mays and Lorenzo "Piper" Davis.

"The Rickwood Classic is a Birmingham institution and Stewart Lubricants is proud to be a sponsor," said President of Stewart Lubricants and Service Company, Rick Stewart.

This year the Barons will don the uniforms worn by the 1920 Birmingham Black Barons featuring a vintage grey-colored jersey with Birmingham written across the chest and a Birmingham Black Barons patch on the left sleeve. The team will also wear special vintage Birmingham Black Barons black caps with red bills and three white B's arranged in a circle.

"While I was growing up, the only place to watch the Barons was at Rickwood Field, so in my mind there is always that association between the team and the field," said Levy's Fine Jewelry Manager Todd Denaburg. "As wonderful as the new field is, it's always so special to me when the Barons play at Rickwood and we are very proud to be able to be a part of that."

Andre Dawson, a National League MVP (1987) winner and Hall of Famer played 21 seasons with the Montreal Expos, Chicago Cubs, Boston Red Sox, and Florida Marlins. Dawson was an eight-time All-Star, as well as an eight-time Gold Glove winner who compiled a .279 career batting average, 2,774 hits, 438 home runs, 1,591 RBIs, and 314 stolen bases. Dawson is only the second player in baseball history to reach 400 home runs and 300 stolen bases. On July 25th, 2010 Dawson was inducted into the National Baseball Hall of Fame.



CORONAVIRUS PANDEMIC

REFLECTIONS ON THE CORONAVIRUS PANDEMIC – 2020

As I write this on what should have been Opening Day, I am still in disbelief that the world, our country, my town of Marietta, GA - has literally been stopped in our tracks by this “thing” we hadn’t even imagined just a few short months ago. With schools and most non-essential businesses closed for the duration, we are living in a bubble of conflicting information, unknown deadlines and the anxiety brought about from simply not knowing what tomorrow’s news will bring. And I miss the routine of daily living!

It is just not normal to hunker down in our homes, only going out to “hunt and gather” food, and all those other essential items we believe we need to make it through this seemingly endless seclusion. Many of us are luckily still working, but it’s not the same! And so many have been laid off, furloughed, or worse, with no idea what will happen when we are finally allowed to return to normal.


As usual, it comes down to the little things in life – the love of our family and friends, the comfort of a roof over our heads and enough food to eat. So many don’t have any of those things, but the spirit and generosity I’ve witnessed in the last few weeks as those who can, are sharing and helping and encouraging those who need it most. As of today, the stores are still open, we can still get take-out when we can’t stomach another homemade meal, and we can keep in touch with our friends, our fellow employees, and even our church services through phone calls and the Internet. There are not enough words to thank all of those providing medical care, emergency and security services, and other essentials – store clerks, garbage pick-up, truckers getting supplies across the country, and the folks at home sewing masks and gowns, while many of our manufacturers are hustling to make ventilators and all kinds of medical equipment to get us through this time, while the scholars and scientists are trying to find a treatment, a vaccine – some answers to this madness.

I am an eternal optimist, and I have faith that this too shall pass. It does seem like when we most need it, there is light at the end of the tunnel, and I am betting on the better nature of my fellow humans to step up to the plate and be part of the solution. I hope by the time you read this we will be back at our stadiums and ready to play ball for another, albeit shortened, season. I hope we learn a lot from this experience and are better prepared for future catastrophes, without losing sight of the little pleasures in life along the way. Baseball is definitely one of those little pleasures and I look forward to the crack of the bat and a ballpark hot dog as much as you do! For now, stay home, stay safe and let’s get through this together. Baseball is gone for now, but not forgotten.

Lori M. Webb

Lori Webb, Southern League President
April 9, 2020

NEGRO LEAGUES CENTENNIAL ANNIVERSARY



“””

The Negro Leagues impacted cultural, economic, social, recreational and political realities in America beginning a century ago, and its lasting impact is still felt today.

PAT O’CONNOR
MLB PRESIDENT & CEO



WELCOME ROCKET CITY TRASH PANDAS

Good things come to those who wait, and the waiting is over for North Alabama fans of Minor League Baseball.

After a five-year drought without Minor League Baseball and the 2020 season delayed by the coronavirus outbreak, the area welcomed the Rocket City Trash Pandas and their new home in Madison's Toyota Field.

Toyota Field is a \$40 million venue with a state-of-the-art video board and sound system. The lower section bowl and 360-degree open concourse offer better game viewing for every one of the 7,500 fans.

The Double-A affiliate of the Los Angeles Angels begins its inaugural season after setting merchandise sales records – some \$3 million worth of merchandise sold without a pitch being thrown.

The franchise moved from Mobile after the 2019 season and fills a baseball void left after the Huntsville Stars moved to Biloxi in 2015. "I continue to be amazed at how this community has accepted and become excited by our team," said Trash Pandas' President and CEO Ralph Nelson.

The Trash Pandas name was chosen in September 2018 after a two-month "Name the Team" contest which gathered more than 28,000 votes. The unveiling continued the momentum of just a few months prior when nearly 2,500 turned out under a hot June sky for the stadium's ground-breaking ceremony in Madison.

And the team promises just as much excitement on the field under manager Jay Bell, an 18-year Major League Baseball veteran. "I'm excited about sharing my vision with the players entrusted to me this season. I have high expectations for them and my staff," Bell said. "We will work hard, play hard, and will constantly seek excellence."



2019 IN REVIEW

SOUTHERN LEAGUE

 BASEBALL™





FINAL COMPOSITE STANDINGS

North Division	W	L	PCT	GB	HOME	ROAD	DIFF
*#-Montgomery	88	50	.638	-	46-25	42-25	+142
&-Jackson	78	57	.578	8.5	36-29	42-28	+116
Birmingham	64	72	.471	23.0	35-35	29-37	-60
Chattanooga	61	75	.449	26.0	32-34	29-41	-64
Tennessee	58	81	.417	30.5	30-40	35-54	-99

South Division	W	L	PCT	GB	HOME	ROAD	DIFF
*#-Biloxi	82	57	.590	-	44-25	38-32	+101
&-Pensacola	76	63	.547	6.0	45-25	31-38	+45
Jacksonville	66	71	.482	15.0	37-33	29-38	-19
Mississippi	64	75	.460	18.0	33-37	31-38	-8
Mobile	50	86	.368	30.5	27-40	23-46	-154

FINAL FIRST HALF STANDINGS

North Division	W	L	PCT	GB
*-Montgomery	44	26	.629	-
Jackson	39	31	.557	5.0
Chattanooga	36	33	.522	7.5
Tennessee	33	36	.478	10.5
Birmingham	27	42	.391	16.5

South Division	W	L	PCT	GB
*-Biloxi	41	29	.586	-
Pensacola	38	32	.543	3.0
Mississippi	33	36	.478	7.5
Jacksonville	29	41	.414	12.0
Mobile	27	41	.397	13.0

FINAL SECOND HALF STANDINGS

North Division	W	L	PCT	GB
*#-Montgomery	44	24	.647	-
&-Jackson	39	26	.600	3.5
Birmingham	37	30	.552	6.5
Chattanooga	25	42	.373	18.5
Tennessee	25	45	.357	20.0

South Division	W	L	PCT	GB
*#-Biloxi	41	28	.594	-
Jacksonville	37	30	.552	3.0
&-Pensacola	38	31	.551	3.0
Mississippi	31	39	.443	10.5
Mobile	23	45	.338	17.5

2019 NORTH DIVISION SERIES
JACKSON GENERALS VS MONTGOMERY BISCUITS

Wednesday, September 4 :: Game One :: Montgomery Riverwalk Stadium :: Biscuits 4, Generals 0

Jackson	000	000	000	—	0	3	1	Winning Pitcher: Campbell (1-0)
Montgomery	200	010	01x	—	4	7	0	Losing Pitcher: Green (0-1)

Thursday, September 5 :: Game Two :: Montgomery Riverwalk Stadium :: Generals 9, Biscuits 1

Jackson	004	000	131	—	9	9	1	Winning Pitcher: Peacock (1-0)
Montgomery	001	000	000	—	1	5	2	Losing Pitcher: Rosenberg (0-1)

Friday, September 6 :: Game Three :: The Ballpark at Jackson :: Generals 4, Biscuits 0

Montgomery	000	000	000	—	0	4	0	Winning Pitcher: Takahashi (1-0)
Jackson	003	000	01x	—	4	7	0	Losing Pitcher: Ryan (0-1)

Saturday, September 7 :: Game Four :: Montgomery Riverwalk Stadium :: Generals 6, Biscuits 5

Jackson	101	400	000	—	6	10	3	Winning Pitcher: Vargas (1-0)
Montgomery	200	001	101	—	5	7	1	Losing Pitcher: Romero (0-1)
								Save: Tunnell (1)

*Jackson wins series, 3-1*2019 SOUTH DIVISION SERIES
BILOXI SHUCKERS VS PENSACOLA BLUE WAHOOS

Wednesday, September 4 :: Game One :: MGM PARK :: Shuckers 11, Blue Wahoos 10

Pensacola	000	302	005	—	10	12	1	Winning Pitcher: Topa (1-0)
Biloxi	101	051	101	—	11	17	0	Losing Pitcher: Moran (0-1)

Thursday, September 5 :: Game Two :: MGM PARK :: Shuckers 4, Blue Wahoos 1

Pensacola	000	000	001	—	1	2	0	Winning Pitcher: File (1-0)
Biloxi	003	100	00x	—	4	7	0	Losing Pitcher: Jax (0-1)
								Save: Andrews (1)

Friday, September 6 :: Game Three :: Blue Wahoos Stadium :: Blue Wahoos 3, Shuckers 2

Biloxi	000	020	000	—	2	4	0	Winning Pitcher: Chalmers (1-0)
Pensacola	001	110	00x	—	3	8	2	Losing Pitcher: Francis (0-1)
								Save: Vizcaya (1)

Saturday, September 7 :: Game Four :: MGM PARK :: Blue Wahoos 10, Shuckers 5

Pensacola	202	000	105	—	10	11	1	Winning Pitcher: Cheshire (1-0)
Biloxi	400	000	010	—	5	7	1	Losing Pitcher: Griep (0-1)

Sunday, September 8 :: Game Five :: MGM PARK :: Shuckers 8, Blue Wahoos 4

Pensacola	010	200	010	—	4	10	1	Winning Pitcher: Bender (1-0)
Biloxi	011	001	05x	—	8	9	1	Losing Pitcher: Gonsalves (0-1)

Biloxi wins series, 3-2

Key: * - first half division winner | # - second half division winner | & - clinched playoff berth



**2019 BC® POWDER CHAMPIONSHIP SERIES
JACKSON GENERALS VS BILOXI SHUCKERS**

Tuesday, September 10 :: Game One :: MGM Park :: Shuckers 9, Generals 7

Jackson	010	400	110	—	7	11	2	Winning Pitcher: Andrews (1-0)
Biloxi	104	211	00x	—	9	15	3	Losing Pitcher: McKinley (0-1)
								Save: Griep (1)

Wednesday, September 11 :: Game Two :: MGM Park :: Generals 6, Shuckers 2

Jackson	000	100	014	—	6	10	1	Winning Pitcher: McCanna (1-0)
Biloxi	000	000	020	—	2	4	1	Losing Pitcher: Bender (0-1)

Friday, September 13 :: Game Three :: The Ballpark at Jackson :: Generals 2, Shuckers 0

Biloxi	000	000	000	—	0	5	1	Winning Pitcher: Peacock (1-0)
Jackson	000	101	00x	—	2	5	1	Losing Pitcher: Francis (0-1)
								Save: Tunnell (1)

Saturday, September 14 :: Game Four :: The Ballpark at Jackson:: Shuckers 4, Generals 2

Biloxi	101	110	000	—	4	8	1	Winning Pitcher: Spurlin (1-0)
Jackson	001	010	000	—	2	4	1	Losing Pitcher: Takahashi (0-1)
								Save: Griep (2)

Saturday, September 15 :: Game Five :: The Ballpark at Jackson :: Generals 6, Shuckers 2

Biloxi	100	000	001	—	2	6	0	Winning Pitcher: Vargas (1-0)
Jackson	500	000	10x	—	6	8	0	Losing Pitcher: Rasmussen (0-1)

Jackson wins series, 3-2

Championship Series MVP: C/CF Daulton Varsho



**Official Uniform and Outerwear Supplier
of Minor League Baseball**



www.otsports.com



HITTING

Name	Team	AVG	AB	R	H	TB	2B	3B	HR	RBI	BB	SO
Tolbert, L	JXN	.500	2	0	1	1	0	0	0	1	0	1
Beer, S	JXN	.438	16	2	7	9	2	0	0	2	2	0
Hernandez, R	JXN	.333	18	2	6	8	0	1	0	5	0	4
Varsho, D	JXN	.300	20	4	6	9	3	0	0	3	2	3
Ellis, D	JXN	.235	17	4	4	4	0	0	0	2	2	3
Cribbs Jr., G	JXN	.214	14	2	3	4	1	0	0	0	2	5
Smith, P	JXN	.200	20	2	4	8	2	1	0	3	1	5
DeLuzio, B	JXN	.190	21	4	4	6	2	0	0	2	1	9
Martinez, R	JXN	.154	13	0	2	2	0	0	0	1	2	5
Duzenack, C	JXN	.143	7	2	1	1	0	0	0	1	1	1
Aguilar, M	JXN	.000	0	0	0	0	0	0	0	0	0	0
Bain, J	JXN	.000	1	0	0	0	0	0	0	0	0	1
Green, J	JXN	.000	3	0	0	0	0	0	0	0	0	3
Grotjohn, R	JXN	.000	5	1	0	0	0	0	0	0	1	2
Karaviotis, M	JXN	.000	2	0	0	0	0	0	0	0	1	0
Vargas, E	JXN	.000	2	0	0	0	0	0	0	0	1	1
TOTAL		.236	161	23	38	52	10	2	0	20	16	43

Name	Team	AVG	AB	R	H	TB	2B	3B	HR	RBI	BB	SO
File, D	BLX	1.000	1	0	1	1	0	0	0	0	0	0
Spurlin, T	BLX	.500	2	0	1	1	0	0	0	0	0	1
Caldwell, B	BLX	.333	18	1	6	7	1	0	0	3	2	3
Hinojosa, C	BLX	.333	6	1	2	3	1	0	0	2	0	0
Wilson, W	BLX	.333	18	1	6	7	1	0	0	2	1	4
Hummel, C	BLX	.278	18	4	5	6	1	0	0	3	3	7
Aviles Jr., L	BLX	.273	22	5	6	10	1	0	1	1	0	6
Feliciano, M	BLX	.250	8	1	2	2	0	0	0	1	2	0
Segovia, J	BLX	.235	17	1	4	4	0	0	0	1	0	4
Fry, D	BLX	.167	6	0	1	1	0	0	0	0	0	3
Gatewood, H	BLX	.150	20	1	3	6	0	0	1	3	0	4
Hairston, D	BLX	.143	7	0	1	1	0	0	0	0	0	1
Aguilar, R	BLX	.000	3	0	0	0	0	0	0	0	0	1
Alvarez, A	BLX	.000	1	0	0	0	0	0	0	0	0	0
Andrews, C	BLX	.000	4	0	0	0	0	0	0	0	0	2
Bettinger, A	BLX	.000	2	0	0	0	0	0	0	0	0	1
Francis, B	BLX	.000	2	0	0	0	0	0	0	0	0	2
McDowell, M	BLX	.000	8	2	0	0	0	0	0	0	2	4
Roegner, C	BLX	.000	2	0	0	0	0	0	0	0	0	0
TOTAL		.230	165	17	38	49	5	0	9	16	10	43

PITCHING

Name	Team	W-L	ERA	G	IP	H	R	ER	BB	SO	WHIP	AVG
Aguilar, M	JXN	0-0	0.00	2	2.0	0	0	0	0	3	0.00	.000
Green, J	JXN	0-0	0.00	1	7.0	2	0	0	1	3	0.43	.095
McCanna, K	JXN	1-0	0.00	3	3.0	3	0	0	1	4	1.33	.231
Peacock, M	JXN	1-0	0.00	1	5.2	2	0	0	0	6	0.35	.105
Vargas, E	JXN	1-0	1.29	1	7.0	5	1	1	0	9	0.71	.200
Tunnell, W	JXN	0-0	3.00	3	3.0	2	1	1	3	2	1.67	.200
Lewis, S	JXN	0-0	3.38	2	2.2	2	1	1	1	1	1.13	.222
Stapler, C	JXN	0-0	3.38	3	2.2	5	1	1	0	3	1.88	.385
Takahashi, B	JXN	0-1	4.50	1	4.0	4	3	2	1	3	1.25	.235
Garcia, J	JXN	0-0	7.71	2	2.1	2	2	2	1	1	1.29	.222
Bain, J	JXN	0-0	13.50	1	2.2	6	5	4	2	3	3.00	.500
McKinley, J	JXN	0-1	13.50	1	2.0	5	3	3	0	5	2.50	.455
TOTAL		3-2	3.07	5	44.0	38	17	15	10	43	1.09	.230

Name	Team	W-L	ERA	G	IP	H	R	ER	BB	SO	WHIP	AVG
File, D	BLX	0-0	0.00	1	6.0	4	1	0	0	9	0.67	.174
Griep, N	BLX	0-0	0.00	2	2.1	0	0	0	0	2	0.00	.000
Olczak, J	BLX	0-0	0.00	2	1.1	0	0	0	1	1	0.75	.000
Topa, J	BLX	0-0	0.00	3	3.0	1	0	0	0	4	0.33	.100
Andrews, C	BLX	1-0	1.93	3	4.2	3	1	1	0	7	0.64	.176
Roegner, C	BLX	0-0	2.08	1	4.1	4	2	1	4	3	1.85	.267
Spurlin, T	BLX	1-0	2.25	3	4.0	2	1	1	3	1	1.25	.143
Bettinger, A	BLX	0-0	2.70	2	6.2	8	5	2	4	7	1.80	.286
Francis, B	BLX	0-1	3.18	1	5.2	5	2	2	0	5	0.88	.227
Brown, D	BLX	0-0	4.50	2	2.0	1	1	1	2	3	1.50	.167
Benoit, R	BLX	0-0	13.50	1	0.2	2	1	1	1	0	4.50	.667
Bender, A	BLX	0-1	18.00	2	2.0	4	4	4	1	1	2.50	.500
Rasmussen, D	BLX	0-1	135.00	1	0.1	4	5	5	0	0	12.00	.800
TOTAL		2-3	3.77	5	43.0	38	23	18	16	43	1.26	.236



CHAMPS: GENERALS RALLY PAST BILOXI FOR BACK TO BACK SOUTHERN LEAGUE TITLES

By Tyler Springs - Jackson Generals
September 16, 2019

BILOXI, MS – The Jackson Generals, the Double-A affiliate of Major League Baseball’s Arizona Diamondbacks, charged past the Biloxi Shuckers with a five-run first inning on Sunday night, rallying to claim a 6-2 victory and take home the 2019 BC Powder® Southern League Championship.

The Generals won the SLCS, 3-2, to become the first team since the 2011-2012 Mobile BayBears --- another Diamondbacks affiliate --- to earn back-to-back Southern League titles.

For the second time in two seasons, Emilio Vargas (1-0, 1.29 ERA) got the ball with the championship hanging in the balance, and the 23-year-old delivered the goods again. Vargas allowed a first-inning run to Biloxi on a double by Cooper Hummel and an RBI single by Weston Wilson, but he didn’t give in again. Vargas allowed just three hits after the first inning and five in total, finishing seven innings with nine strikeouts and no walks. The seventh-year pro retired fifteen of the final sixteen men he faced, including thirteen in a row between the bottom of the second and the top of the seventh.

In relief of Vargas, Miguel Aguilar tossed a clean eighth inning to finish the playoffs with a 0.00 ERA. Biloxi scored on West Tunnell in the top of the ninth with two walks and an RBI single by Bruce Caldwell. However, the right-hander finished with a flourish, inducing a groundball double-play completed by shortstop Galli Cribbs Jr., second baseman Camden Duzenack, and first baseman Pavin Smith that brought the Generals’ reserves racing out of their dugout in jubilation.

Down a run entering the bottom of the first, the Generals offense whirred to life with singles by Ben DeLuzio and Daulton Varsho to put two men on base. Pavin Smith smacked a grounder off the hip of Biloxi starter Drew Rasmussen (0-1, 135.00 ERA) that caromed toward second baseman Bruce Caldwell, allowing DeLuzio to score the tying run. Drew Ellis followed by slapping an RBI single to left that brought home Varsho for a 2-1 lead. After Seth Beer was hit by a Rasmussen pitch to put two men aboard, Ramon Hernandez crushed a two-run triple to the gap in right-center, pushing the lead out to 4-1 and chasing Rasmussen from the hill. In his place, Tyler Spurlin gave up a run-scoring hit to Renae Martinez that made the lead 5-1, where it would hold until the seventh inning.

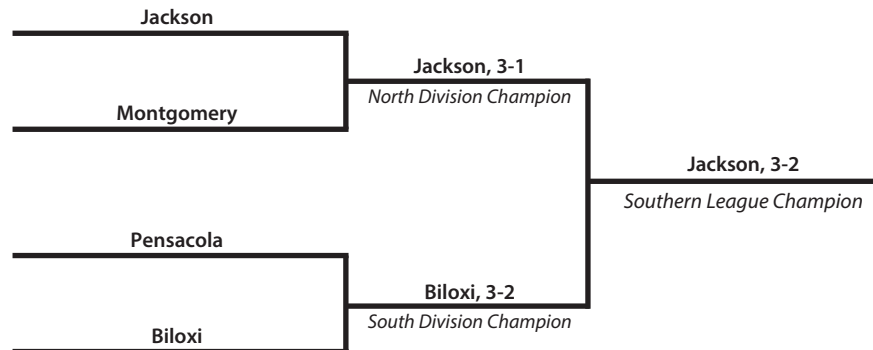
After Smith led off the bottom of the seventh inning with a single, Ellis wore a pitch from Biloxi’s Anthony Bender to put two men aboard. A wild pitch by Bender pushed Smith and Ellis into scoring position, and Hernandez hit a sacrifice fly to right that gave Smith time to score the Generals’ final run in 2019.

Varsho earned Southern League Championship Series MVP honors by batting .300 (6-for-20) with six hits, four runs scored, nine total bases, and three RBI while playing both in centerfield and behind the plate. Beer had a superb series, pouring in seven hits with nine total bases, and a team-high .438 batting average. Hernandez was equally clutch, batting .333 (6-for-18) while recording a team-high five RBI with six hits and eight total bases.

Manager Blake Lalli and the Jackson staff of Doug Drabek, Rick Short, and Jorge Cortes oversaw a Generals team that set a franchise record for home runs in the 2019 regular season (128) despite losing five games to inclement weather. Drabek’s pitching staff registered top-three marks in franchise history for walks-per-nine (3.2), strikeouts-per-nine (8.5), and strikeout-to-walk ratio (2.61). The Generals’ four titles in the 21st century is now the second-most in the league behind Jacksonville (5).

Division Series Best of 5 September 4-8

Championship Series Best of 5 September 10-15



PLAYOFF LEADERS

Name	Team	AVG	G	AB	R	H	HR	RBI	Pitcher	Team	W-L	ERA	IP	H	BB	SO
Lucius Fox	MTG	.400	4	10	2	4	0	1	Paul Campbell	MTG	1-0	0.00	7.0	2	2	6
C.J. Hinojosa	BLX	.400	7	25	6	10	2	9	Kenny Rosenberg	MTG	0-1	0.00	7.0	5	1	2
Royce Lewis	PNS	.400	5	20	5	8	1	3	Dylan File	BLX	1-0	0.63	14.1	6	1	15
Alex Kirilloff	PNS	.381	5	21	6	8	4	8	Matt Peacock	JXN	2-0	0.71	12.2	6	1	11
Jose Miranda	PNS	.368	5	19	1	7	0	4	Josh Green	JXN	0-1	1.38	13.0	8	2	8
R. Hernandez	JXN	.367	9	30	3	11	0	6	Bo Takahashi	JXN	1-1	1.80	10.0	8	5	5
Drew Ellis	JXN	.333	9	33	8	11	3	9	Emilio Vargas	JXN	2-0	2.77	13.0	10	2	15
Brett Sullivan	MTG	.333	4	15	4	5	3	6	Cameron Roegner	BLX	0-0	2.89	9.1	10	5	6
Bruce Caldwell	BLX	.303	10	33	4	10	1	5	Anthony Vizcaya	PNS	0-0	3.60	5.0	7	0	9
Luis Aviles Jr.	BLX	.302	10	43	9	13	1	2								3 others tied at 3.86

HOME RUNS

Jake Gatewood, BLX.....	4
Alex Kirilloff, PNS.....	4
Drew Ellis, JXN.....	3
Brett Sullivan, MTG.....	3
3 others tied at 2	

RUNS SCORED

Luis Aviles Jr., BLX.....	9
Cooper Hummel, BLX.....	9
Drew Ellis, JXN.....	8
Daulton Varsho, JXN.....	7
Five others tied at 6	

WINS

Matt Peacock, JXN.....	2
Emilio Vargas, JXN.....	2
10 others tied at 1	

RUNS BATTED IN

Drew Ellis, JXN.....	9
Jake Gatewood, BLX.....	9
C.J. Hinojosa, BLX.....	9
Alex Kirilloff, PNS.....	8
Three others tied at 6	

ON-BASE %

Royce Lewis, PNS.....	.478
Alex Kirilloff, PNS.....	.435
Jose Miranda, PNS.....	.429
Drew Ellis, JXN.....	.421
Lucius Fox, MTG.....	.417

INNINGS PITCHED

Dylan File, BLX.....	14.1
Josh Green, JXN.....	13.0
Emilio Vargas, JXN.....	13.0
Matt Peacock, JXN.....	12.2
Alec Bettinger, BLX.....	11.2

HITS

Luis Aviles Jr., BLX.....	13
Jake Gatewood, BLX.....	12
Drew Ellis, JXN.....	11
Ramon Hernandez, JXN.....	11
Two others tied at 10	

SLUGGING %

Alex Kirilloff, PNS.....	1.000
Brett Sullivan, MTG.....	1.000
C.J. Hinojosa, BLX.....	.800
Lucius Fox, MTG.....	.700
Drew Ellis, JXN.....	.697

STRIKEOUTS

Dylan File, BLX.....	15
Emilio Vargas, JXN.....	15
Matt Peacock, JXN.....	11
Clayton Andrews, BLX.....	10
Alec Bettinger, BLX.....	10

Jostens



THE STORYTELLER OF CHAMPIONS™

Jostens has been trusted to capture the championship stories of more MLB, NFL, MLS, NBA, NHL and NASCAR® champions than any other company.

Jostens is the best in the business at crafting your season into something that reminds you of a moment, for a lifetime.

Contact Greg Albert to start setting your season's story in stone.

GREG.ALBERT@JOSTENS.COM | 814.574.4960

TEAM BATTING

Team	AVG	G	R	H	TB	2B	3B	HR	RBI	BB	IBB	SO	SB	CS	OBP	SLG	SAC	SF	HBP	GIDP
Chattanooga	.259	136	621	1159	1731	208	26	104	564	443	8	1129	93	39	.332	.386	27	38	69	110
Birmingham	.252	136	549	1116	1594	213	23	73	516	408	6	1078	113	57	.320	.359	19	38	54	89
Montgomery	.251	138	639	1106	1754	211	46	115	568	522	10	1046	213	100	.334	.397	20	46	54	60
Tennessee	.245	139	536	1113	1529	214	29	48	491	469	23	1043	118	49	.320	.336	57	51	62	94
Biloxi	.244	139	597	1093	1715	212	25	120	553	494	13	1250	117	53	.325	.382	30	37	60	79
Jackson	.238	135	606	1034	1701	211	36	128	562	459	12	1142	72	30	.321	.392	23	47	90	68
Mobile	.238	136	483	1032	1495	217	18	70	449	434	5	1154	75	34	.313	.344	3	33	60	103
Mississippi	.236	139	483	1055	1594	202	38	87	448	399	9	1274	94	48	.305	.356	23	32	60	86
Pensacola	.234	139	573	1053	1676	195	25	126	525	461	12	1214	91	46	.313	.373	20	37	72	90
Jacksonville	.233	137	454	1037	1463	187	25	63	420	336	15	1125	97	40	.295	.329	37	26	66	88

TEAM PITCHING

Team	W-L	ERA	G	CG	SHO	SV	IP	H	R	ER	HR	HB	BB	IBB	SO	WP	BK	WHIP	AVG	GIDP
Mississippi	64-75	3.22	139	4	16	35	1192.0	1017	491	427	78	45	460	15	1146	92	5	1.24	.231	99
Biloxi	82-57	3.25	139	3	16	43	1202.2	961	496	434	87	73	448	20	1230	77	5	1.17	.219	79
Jacksonville	66-71	3.26	137	2	10	37	1192.2	958	473	432	107	67	416	6	1194	73	9	1.15	.220	69
Montgomery	88-50	3.30	138	4	19	49	1203.2	1082	497	441	80	61	410	10	1060	71	4	1.24	.241	96
Jackson	78-57	3.36	135	6	14	41	1156.1	1045	490	432	74	57	416	6	1089	56	2	1.26	.241	101
Pensacola	76-63	3.44	139	3	17	43	1206.1	1077	528	461	75	89	440	21	1270	70	5	1.26	.239	90
Birmingham	64-72	4.03	136	2	10	30	1172.2	1150	609	525	111	60	432	9	1072	81	7	1.35	.257	97
Tennessee	58-81	4.10	139	0	2	34	1216.0	1131	635	554	115	85	487	8	1209	61	5	1.33	.248	81
Mobile	50-86	4.15	136	2	9	32	1142.0	1161	637	527	91	56	472	2	1148	105	2	1.43	.262	85
Chattanooga	61-75	4.61	136	2	5	32	1160.1	1216	685	594	116	54	444	16	1037	68	7	1.43	.268	70

OVERALL FIELDING

Team	PCT	G	GS	TC	PO	A	E	DP	TP	PB	CWP	SB	CS
Pensacola	.982	139	1251	4984	3619	1275	90	116	0	21	70	112	46
Jacksonville	.981	137	1233	4850	3578	1178	94	91	0	9	73	91	58
Jackson	.980	135	1215	4835	3469	1268	98	131	0	18	56	111	37
Biloxi	.979	139	1251	4904	3608	1194	102	103	1	9	77	89	47
Montgomery	.979	138	1242	5013	3611	1297	105	122	2	8	71	85	51
Tennessee	.979	139	1251	4961	3648	1207	106	100	0	17	61	127	67
Mississippi	.978	139	1251	4936	3576	1253	107	120	0	11	92	98	36
Birmingham	.977	136	1224	4903	3518	1271	114	117	0	22	81	116	51
Mobile	.973	136	1224	4786	3426	1231	129	107	0	11	105	133	54
Chattanooga	.972	136	1224	4755	3481	1143	131	91	0	8	68	121	49



The Pensacola Blue Wahoos led the league in both fielding with a .982 percentage and fewest errors, 90. Photo Courtesy of Daniel Venn



INDIVIDUAL BATTING TOP 10

Minimum 2.7 Plate Appearances/League Games

Name	Team	AVG	G	AB	R	H	2B	3B	HR	RBI	BB	SO	SB	OBP	SLG	OPS
Drew Waters	MIS	.319	108	420	63	134	35	9	5	41	28	121	13	.366	.481	.847
Patrick Leonard	BLX	.301	99	355	54	107	22	2	10	45	42	109	9	.375	.459	.834
Daulton Varsho	JXN	.301	108	396	85	119	25	4	18	58	42	63	21	.378	.520	.898
Brandon Marsh	MOB	.300	96	360	48	108	21	2	7	43	47	92	18	.383	.428	.811
M. Mastrobuoni	MTG	.299	107	381	57	114	10	6	4	34	42	82	15	.367	.388	.756
Vimael Machin	TNS	.294	117	422	47	124	26	1	6	61	63	57	8	.386	.403	.789
Pavin Smith	JXN	.291	123	440	62	128	29	6	12	67	59	61	2	.370	.466	.836
A. Rodriguez	CHA	.286	104	409	50	117	18	2	1	25	22	62	13	.325	.347	.672
Alex Kirriloff	PNS	.283	94	375	47	106	18	2	9	43	29	76	7	.343	.413	.756
Brett Sullivan	MTG	.280	102	364	53	102	25	5	10	51	32	48	21	.333	.459	.792

GAMES

Dillon Thomas, BLX.....	131
Joe Dunand, JAX.....	130
Jahmai Jones, MOB.....	130
Jhoan Urena, MOB.....	127
Weston Wilson, BLX.....	127

AT-BATS

Jahmai Jones, MOB.....	482
Luis Gonzalez, BIR.....	473
Jhoan Urena, MOB.....	468
Gavin Sheets, BIR.....	464
Joe Dunand, JAX.....	462

RUNS

Daulton Varsho, JXN.....	85
Josh Lowe, MTG.....	70
Weston Wilson, BLX.....	70
Jahmai Jones, MOB.....	66
Two others tied at 63	

HITS

Drew Waters, MIS.....	134
Pavin Smith, JXN.....	128
Vimael Machin, TNS.....	124
Gavin Sheets, BIR.....	124
Jhoan Urena, MOB.....	122

TOTAL BASES

Daulton Varsho, JXN.....	206
Pavin Smith, JXN.....	205
Drew Waters, MIS.....	202
Josh Lowe, MTG.....	198
Ryan Casteel, MIS.....	196

TRIPLES

Drew Waters, MIS.....	9
Lucius Fox, MTG.....	8
Cristian Pache, MIS.....	8
Jazz Chisholm, JAX.....	7
Five others tied at 6	

HOME RUNS

Ibandel Isabel, CHA.....	26
Ryan Casteel, MIS.....	21
Jazz Chisholm, JAX.....	21
Weston Wilson, BLX.....	19
Three others tied at 18	

STOLEN BASES

Lucius Fox, MTG.....	37
Roberto Caro, TNS.....	31
Josh Lowe, MTG.....	30
Ray-Patrick Didder, MIS.....	28
Luis Aviles Jr., BLX.....	27

BASE ON BALLS

Drew Ellis, JXN.....	63
Vimael Machin, TNS.....	63
Cooper Hummel, BLX.....	62
Tristan Gray, MTG.....	61
Roberto Caro, TNS.....	60

ON-BASE %

Vimael Machin, TNS.....	.386
Cooper Hummel, BLX.....	.384
Brandon Marsh, MOB.....	.383
Daulton Varsho, JXN.....	.378
Patrick Leonard, BLX.....	.375

SLUGGING %

Daulton Varsho, JXN.....	.520
Drew Waters, MIS.....	.481
Ryan Casteel, MIS.....	.477
Cristian Pache, MIS.....	.474
Travis Blankenhorn, PNS.....	.474

DOUBLES

Drew Waters, MIS.....	35
Jhoan Urena, MOB.....	34
Pavin Smith, JXN.....	29
Cristian Pache, MIS.....	28
Vimael Machin, TNS.....	26

RUNS BATTED IN

Gavin Sheets, BIR.....	83
Ryan Casteel, MIS.....	73
Dillon Thomas, BLX.....	71
Ibandel Isabel, CHA.....	69
Pavin Smith, JXN.....	67

EXTRA-BASE HITS

Drew Waters, MIS.....	49
Cristian Pache, MIS.....	47
Pavin Smith, JXN.....	47
Daulton Varsho, JXN.....	47
Jhoan Urena, MOB.....	46

STRIKEOUTS

Ibandel Isabel, CHA.....	153
Jazz Chisholm, JAX.....	147
Jake Gatewood, BLX.....	140
Jhoan Urena, MOB.....	140
Two others tied at 132	

ADDITIONAL BATTING DEPARTMENTAL LEADERS

Sacrifice Hits.....	Christian Donahue, TNS, 7
Sacrifice Flies.....	Joe Dunand, JAX and Luis Gonzalez, BIR, 10
Hit By Pitch.....	Andy Young, JXN, 19
Intentional Base on Balls.....	Vimael Machin, TNS, 9
Caught Stealing.....	Roberto Caro, TNS and Miles Mastrobuoni, MTG, 13
Grounded Into Double Play.....	Ti'Quan Forbes, BIR and Alejandro Salazar, MIS, 17
Lowest TPA/SO Ratio.....	Vimael Machin, TNS, 8.74
Best HR/AB Ratio.....	Ibandel Isabel, CHA 1/12.85

INDIVIDUAL PITCHING TOP 10

Minimum 112 Innings Pitched

PITCHER	TEAM	W	L	ERA	G	GS	CG	SHO	IP	H	R	ER	BB	SO
Trey Supak	BLX	11	4	2.20	20	20	1	1	122.2	84	33	30	23	91
Matt Peacock	JXN	8	4	2.97	21	20	2	1	115.1	96	41	38	43	81
Cory Abbott	TNS	8	8	3.01	26	26	0	0	146.2	112	57	49	52	166
Kenny Rosenberg	MTG	11	4	3.29	25	16	0	0	134.0	118	52	49	55	108
Josh Fleming	MTG	11	4	3.31	21	17	3	1	127.2	127	57	47	19	92
Alec Bettinger	BLX	5	7	3.44	26	26	1	0	146.1	121	62	56	35	157
Jorge Guzman	JAX	7	11	3.50	25	24	1	0	138.2	96	54	54	71	127
Bo Takahashi	JXN	9	7	3.72	23	23	0	0	118.2	108	52	49	38	104
Bowden Francis	BLX	7	8	3.99	25	24	0	0	128.2	111	61	57	49	145
Tanner Banks	BIR	5	7	4.23	28	21	0	0	123.1	131	67	58	21	85

WINS

Josh Fleming, MTG.....	11
Kenny Rosenberg, MTG.....	11
Trey Supak, BLX.....	11

Three others tied at 9

SAVES

Nate Griep, BLX.....	22
Phoenix Sanders, MTG.....	15
Dylan Lee, JAX.....	13

Three others tied at 11

GAMES FINISHED

Nate Griep, BLX.....	37
Alec Bettinger, BLX.....	27
Josh Graham, MIS.....	25
Dylan Lee, JAX.....	25
Wyatt Short, TNS.....	24

GAMES STARTED

Cory Abbott, TNS.....	26
Alec Bettinger, BLX.....	26
Bowden Francis, BLX.....	24
Jorge Guzman, JAX.....	24
Bo Takahashi, JXN.....	23

LOSSES

Jorge Guzman, JAX.....	11
Luis Madero, MOB.....	11
Thomas Hatch, TNS.....	10
Packy Naughton, CHA.....	10
Seven others tied at 8	

WALKS

Jorge Guzman, JAX.....	71
Kyle Muller, MIS.....	68
Scott Moss, CHA.....	57
Kenny Rosenberg, MTG.....	55
Tony Santillan, CHA.....	54

GAMES

Ty Boyles, CHA.....	47
Jordan Minch, TNS.....	44
Danny Dopico, BIR.....	43
Nate Griep, BLX.....	43
Dalton Moats, MTG.....	42

COMPLETE GAMES

Josh Fleming, MTG.....	3
Kevin McCanna, JXN.....	2
Scott Moss, CHA.....	2
Kyle Muller, MIS.....	2
Matt Peacock, JXN.....	2

HR ALLOWED

Cory Abbott, TNS.....	15
Bowden Francis, BLX.....	14
McKenzie Mills, JAX.....	14

Seven others tied at 13

SHUTOUTS

J. Fleming/R. O'Brien, MTG.....	1
Greg Mahle, MOB.....	1
J. Payamps/M. Peacock, JXN.....	1
Trey Supak, BLX.....	1

INNINGS PITCHED

Cory Abbott, TNS.....	146.2
Alec Bettinger, BLX.....	146.1
Jorge Guzman, JAX.....	138.2
Kenny Rosenberg, MTG.....	134.0
Bowden Francis, BLX.....	128.2

STRIKEOUTS

Cory Abbott, TNS.....	166
Alec Bettinger, BLX.....	157
Ian Anderson, MIS.....	147
Bowden Francis, BLX.....	145
Jorge Guzman, JAX.....	127

WHIP

Trey Supak, BLX.....	0.87
Alec Bettinger, BLX.....	1.07
Cory Abbott, TNS.....	1.12
Josh Fleming, MTG.....	1.14
Jorge Guzman, JAX.....	1.20

AVERAGE

Trey Supak, BLX.....	192
Jorge Guzman, JAX.....	201
Cory Abbott, TNS.....	210
Alec Bettinger, BLX.....	223
Matt Peacock, JXN.....	231

HOLDS

Dalton Moats, MTG.....	11
Ryan Atkinson, JXN.....	10
Daniel Brown, BLX.....	10
Ivan Pelaez, MTG.....	10
Cody Ponce, BLX.....	8

ADDITIONAL PITCHING DEPARTMENTAL LEADERS

Winning Percentage.....	Josh Fleming, MTG, .733 (11-4)
	Kenny Rosenberg, MTG, .733 (11-4)
	Trey Supak, BLX, .733 (11-4)
Hits Allowed.....	Tanner Banks, BIR, 131
At-Bats Against.....	Tanner Banks, BIR, 483
Total Batters Faced.....	Cory Abbott, TNS, 598
Runs Allowed.....	Jorge Alcalá, PNS, 68
Earned Runs Allowed.....	Jorge Alcalá, PNS, 67
Hit Batters.....	Tom Hackimer, PNS, 15
Wild Pitches.....	Kyle Muller, MIS, 16
Balks.....	Jorge Guzman, JAX, 4



FIELDING LEADERS BY POSITION

POSITION	NAME, TEAM	PCT	G	PO	A	E	TC	DP
First Base	Patrick Leonard, BLX	.999	94	680	53	1	734	62
Second Base	Alejandro Salazar, MIS	.981	111	171	285	9	465	67
Third Base	Drew Ellis, JXN	.960	107	80	183	11	274	27
Shortstop	A Rodriguez, CHA	.981	99	123	233	7	363	39
Outfield	Dillon Thomas, BLX	.994	96	174	6	1	181	1
Catcher	Jhonny Pereda, TNS	.996	85	751	79	3	833	8
Pitcher	Cory Abbott, TNS	1.000	26	3	13	0	16	0

ADDITIONAL FIELDING LEADERS

FIRST BASE

Games.....	Gavin Sheets, Birmingham, 110
Total Chances	Gavin Sheets, Birmingham, 910
Putouts.....	Gavin Sheets, Birmingham, 839
Assists	Gavin Sheets, Birmingham, 68
Errors.....	Pavin Smith, Jackson, 7
Double Plays	Ryan Casteel, Mississippi, 80

SECOND BASE

Games.....	Alejandro Salazar, Mississippi, 111
Total Chances	Jahmai Jones, Mobile, 501
Putouts.....	CJ Hinojosa, Biloxi, 176
Assists	Jahmai Jones, Mobile, 313
Errors.....	Jahmai Jones, Mobile, 15
Double Plays	Alejandro Salazar, Mississippi, 67

THIRD BASE

Games.....	Drew Ellis, Jackson, 120
Total Chances	Ti'Quan Forbes, Birmingham, 277
Putouts.....	Drew Ellis, Jackson, 80
Assists	Drew Ellis, Jackson, 183
Errors.....	Ti'Quan Forbes, Birmingham, 18
Double Plays	Drew Ellis, Jackson, 27

SHORTSTOP

Games.....	Jazz Chisholm, Jacksonville, 110
Total Chances	Laz Rivera, Birmingham, 412
Putouts.....	Laz Rivera, Birmingham, 154
Assists	Jazz Chisholm, Jacksonville, 249
Errors.....	Luis Aviles Jr, Biloxi, 21
Double Plays	Laz Rivera, Birmingham, 62

OUTFIELD

Games.....	Josh Lowe, Montgomery, 110
Total Chances	Jose Siri, Chattanooga, 282
Putouts.....	Jose Siri, Chattanooga, 270
Assists	Jeffrey Baez, Jackson, 14
Errors.....	Taylor Trammell, Chattanooga, 9
Double Plays	Blake Rutherford, Birmingham, 4
	Jose Siri, Chattanooga, 4

CATCHER

Games.....	Max McDowell, Biloxi, 87
	Tyler Stephenson, Chattanooga, 87
Putouts.....	Max McDowell, Biloxi, 803
Assists	Jhonny Pereda, Tennessee, 79
Errors.....	William Contreras, Mississippi, 10
	Nate Nolan, Birmingham, 10
Double Plays	Daulton Varsho, Jackson, 9
Passed Balls.....	Jhonny Pereda, Tennessee, 13
Caught Stealing %*.....	Santiago Chavez, Jacksonville, 481
Runners Thrown Out.....	Jhonny Pereda, Tennessee, 44
Stolen Bases Allowed.....	Jhonny Pereda, Tennessee, 88
Stolen Base Attempts	Jhonny Pereda, Tennessee, 130

*Minimum Fielding: # of games played by a catcher must equal or be greater than 0.5x league games)

PITCHER

Games.....	Ty Boyles, Chattanooga, 47
Total Chances	Matt Peacock, Jackson, 39
Putouts.....	Matt Peacock, Jackson, 16
Assists	Tanner Banks Birmingham, 24
Errors.....	Johendi Jiminian, Chattanooga, 4
	Jake Stinnett, Tennessee, 4
Double Plays	Tanner Banks, Birmingham, 3
	Tucker Davidson, Mississippi, 3
	Josh Fleming, Montgomery, 3
	Connor Johnstone, Mississippi, 3
	Cody Poteet, Jacksonville, 3



NORTH DIVISION ALL-STARS

C	Daulton Varsho	Jackson
C	Yermin Mercedes	Birmingham
1B	PJ Higgins	Tennessee
2B	Vimael Machin	Tennessee
3B	Drew Ellis	Jackson
SS	Alfredo Rodriguez	Chattanooga
OF	Jeffrey Baez	Jackson
OF	Roberto Caro	Tennessee
OF	Luis Robert	Birmingham
OF	Jesus Sanchez	Montgomery
OF	Jamie Westbrook	Jackson
DH	Josh Lowe	Montgomery
INF	Miles Mastrobuoni	Montgomery
P	Cory Abbott	Tennessee
P	Josh Fleming	Montgomery
P	Kyle Kubat	Birmingham
P	Joel Kuhnel	Chattanooga
P	Sam McWilliams	Montgomery
P	Tyson Miller	Tennessee
P	Scott Moss	Chattanooga
P	Kenny Rosenberg	Montgomery
P	Phoenix Sanders	Montgomery
P	Wyatt Short	Tennessee
P	Riley Smith	Jackson
P	Bo Takahashi	Jackson

SOUTH DIVISION ALL-STARS

C	Jack Kruger	Mobile
C	Caleb Hamilton	Pensacola
1B	Patrick Leonard	Biloxi
2B	Travis Blankenhorn	Pensacola
3B	Weston Wilson	Biloxi
SS	Luis Aviles Jr.	Biloxi
OF	Trent Grisham	Biloxi
OF	Brian Miller	Jacksonville
OF	Cristian Pache	Mississippi
OF	Dillon Thomas	Biloxi
OF	Drew Waters	Mississippi
DH	Jaylin Davis	Pensacola
INF	Justin Twine	Jacksonville
P	Ian Anderson	Mississippi
P	Luke Barker	Biloxi
P	Johan Belisario	Biloxi
P	Ryan Clark	Mobile
P	Tucker Davidson	Mississippi
P	Robert Dugger	Jacksonville
P	Nate Griep	Biloxi
P	Jason Hursh	Mississippi
P	Kyle Muller	Mississippi
P	Cody Poteet	Jacksonville
P	Trey Supak	Biloxi
P	Jeremy Walker	Mississippi

Selected to the All-Star Game, but unable to participate: North Division - P Jimmy Lambert (BIR), P Lucas Luetge (JXN), P Curtis Taylor (MTG), DH Dalton Kelly (MTG), INF Ibandel Isabel (CHA), P Tejay Antone (CHA), P Craig Brooks (TNS), OF Taylor Trammell (CHA). South Division - OF Brandon Marsh (MOB), P Brusdar Graterol (PNS), P Griffin Jax (PNS), P Ryan Mason (PNS)..

Top: North Division Team Photo | Bottom: South Division Team Photo | Photo Courtesy Katy Nowak





2019 Southern League All-Star Game - June 18, 2019 - Biloxi, MS
MVP: CF Luis Robert (Birmingham)

2019 SOUTHERN LEAGUE ALL-STAR GAME REVIEW

Story by Garrett Greene



SOU North Division All-Stars 7, SOU South Division All-Stars 3
June 18, 2019

	1	2	3	4	5	6	7	8	9	R	H	E
SOU North All-Stars	1	5	0	0	1	0	0	0	0	7	14	0
SOU South All-Stars	0	0	0	1	0	0	1	0	1	3	6	0

SOU North All-Stars	AB	R	H	RBI	BB	SO	LOB	AVG	SOU South All-Stars	AB	R	H	RBI	BB	SO	LOB	AVG
Rodriguez, A, SS	5	0	0	1	0	1	2	.000	Pache, RF	4	0	0	0	0	0	1	.000
Varsho, C	2	2	2	1	1	0	0	1.000	Grisham, CF	2	1	0	0	1	0	0	.000
Mercedes, Y, PH-C	2	0	2	0	0	0	0	1.000	Miller, B, CF	1	0	0	0	0	1	1	.000
Robert, CF	3	1	2	2	0	0	1	.667	Waters, LF	3	1	1	1	0	2	1	.333
Caro, PH-CF	2	0	0	0	0	2	3	.000	Thomas, D, PH	1	0	0	0	0	0	0	.000
Sanchez, J, RF	3	0	1	1	0	1	2	.333	Leonard, 1B	4	0	2	1	0	0	0	.500
Mastrobuoni, PH-RF	2	0	1	0	0	0	2	.500	Blankenhorn, 2B	2	0	0	0	0	2	0	.000
Ellis, 3B	3	1	1	0	2	1	2	.333	Twine, 2B	2	1	1	0	0	0	1	.500
Machin, 2B	5	1	2	0	0	0	4	.400	Davis, J, DH	3	0	1	1	1	1	1	.333
Baez, Je, LF	3	0	0	0	0	2	2	.000	Kruger, C	2	0	0	0	0	1	1	.000
Westbrook, PH-LF	2	0	0	0	0	0	2	.000	Hamilton, C	2	0	0	0	0	0	2	.000
Lowe, J, DH	3	1	1	1	0	0	0	.333	Wilson, W, 3B	3	0	0	0	0	1	0	.000
Higgins, 1B	4	1	2	1	0	0	1	.500	Aviles Jr., SS	3	0	1	0	0	1	0	.333
Totals	39	7	14	7	4	7	21		Totals	32	3	6	3	2	9	8	

BATTING
2B: Robert (1, Supak); Higgins (1, Davidson, T).
3B: Robert (1, Davidson, T).
TB: Ellis, Higgins 3; Lowe, J; Machin 2; Mastrobuoni; Mercedes, Y 2; Robert 5; Sanchez, J; Varsho 2.
RBI: Higgins (1); Lowe, J (1); Robert 2 (2); Rodriguez, A (1); Sanchez, J (1); Varsho (1).
2-out RBI: Varsho; Lowe, J; Robert; Sanchez, J.

Runners left in scoring position, 2 out: Machin; Mastrobuoni; Ellis; Caro 2.
GIDP: Machin; Westbrook.

Team RISP: 5-for-15.
Team LOB: 10.

BASERUNNING
SB: Varsho (1, 2nd base off Supak/Kruger); Mercedes, Y (1, 2nd base off Clark, R/Hamilton).

FIELDING
Outfield Assists: Baez, Je (Leonard at 2nd base).

SOU North All-Stars	IP	H	R	ER	BB	SO	HR	ERA
Smith, R	1.0	0	0	0	0	1	0	0.00
McWilliams (W, 1-0)	1.0	0	0	0	1	1	0	0.00
Rosenberg	1.0	0	0	0	0	1	0	0.00
Miller, T	1.0	1	1	1	1	2	0	9.00
Moss	1.0	0	0	0	0	2	0	0.00
Kubat	1.0	0	0	0	0	1	0	0.00
Abbott	0.2	2	1	1	0	0	1	13.50
Short, W	0.1	0	0	0	0	0	0	0.00
Takahashi	0.1	0	0	0	0	0	0	0.00
Sanders, P	0.2	1	0	0	0	1	0	0.00
Fleming	0.1	1	1	1	0	0	0	27.00
Kuhnel	0.2	1	0	0	0	0	0	0.00
Totals	9.0	6	3	3	2	9	1	

WP: Kuhnel; Dugger.
Pitches-strikes: Smith, R 11-7; McWilliams 14-7; Rosenberg 11-7; Miller, T 18-10; Moss 14-7; Kubat 10-9; Abbott 14-9; Short, W 3-2; Takahashi 1-1; Sanders, P 9-7; Fleming 4-3; Kuhnel 12-9; Supak 21-12; Davidson, T 24-15; Belisario 21-11; Poteet 14-10; Dugger 23-13; Clark, R 19-14; Walker, J 6-5; Hursh 18-14; Barker 7-5; Griep 3-3.
Groundouts-flyouts: Smith, R 1-1; McWilliams 2-0; Rosenberg 0-1; Miller, T 0-0; Moss 1-0; Kubat 1-1; Abbott 0-2; Short, W 0-1; Takahashi 0-1; Sanders, P 0-1; Fleming 1-0; Kuhnel 1-1; Supak 2-1; Davidson, T 1-0; Belisario 1-2; Poteet 1-1; Dugger 2-0; Clark, R 0-2; Walker, J 1-0; Hursh 0-0; Barker 0-0; Griep 1-0.
Batters faced: Smith, R 3; McWilliams 4; Rosenberg 3; Miller, T 4; Moss 3; Kubat 3; Abbott 4; Short, W; Takahashi; Sanders, P 3; Fleming 2; Kuhnel 3; Supak 5; Davidson, T 8; Belisario 5; Poteet 4; Dugger 5; Clark, R 4; Walker, J 3; Hursh 5; Barker 2; Griep 2.
Inherited runners-scored: Short, W 1-0; Kuhnel 1-1; Belisario 1-0; Griep 1-0.
Umpires: HP: Matt Winter. 1B: Brock Ballou. 2B: Ben Sonntag. 3B: Cody Clark.
Weather: 86 degrees, Cloudy.
Wind: 15 mph, R To L.
First pitch: 6:41 PM.
T: 2:40.

Att: 4,209.
Venue: MGM Park

Compiled by MLB Advanced Media

BILOXI, Mississippi (WLOX) - In the 47th Annual Southern League All-Star Game, the North Division topped the South Division 7-3 on Tuesday night at MGM Park. Chicago White Sox #1 prospect Luis Robert was named the 2019 Southern League BUSH'S® All-Star MVP, going 2-for-3 with a double, a triple, two RBI and a run scored.

The North Division was able to tag South Division starter RHP Trey Supak (L, 0-1) for a run in the top of the first inning thanks to a walk by Diamondbacks' #4 prospect Daulton Varsho and a double inside of third by Roberts. Supak was followed by Atlanta Braves #18 prospect LHP Tucker Davidson, who surrendered five runs in the top of the second. P.J. Higgins doubled in Vimalael Machin and Reds' #28 prospect Alfredo Rodriguez followed with an RBI groundout to make it 3-0 in the North's favor. Varsho then laced a single into left to plate another run before Robert drove in his second run of the night on a triple to the right field gap. Rays' #4 prospect Jesus Sanchez chased Davidson from the game when he ripped a single up the middle, driving in Robert to give the North a commanding 6-0 advantage. Shuckers RHP Johan Belisario stopped the scoring, pitching 1.1 scoreless frames, the only pitcher to throw more than 1.0 inning in the game.

The South Division cracked the scoreboard in the bottom of the fourth inning thanks to a pair of Biloxi Shuckers All-Stars. Facing Cubs' #19 prospect Tyson Miller, Trent Grisham walked and stole second before Patrick Leonard roped a single into left, plating Grisham. Marlins' #14 prospect RHP Robert Dugger surrendered a run in his one inning of work for the South on an RBI single by Rays' #15 prospect Josh Lowe, putting the North back in front 7-1.

In the bottom of the seventh, Drew Waters, the Atlanta Braves #5 prospect, rocketed a solo home run the opposite way to left field, the only longball of the contest. Jaylan Davis added an RBI single in the ninth, but the South was unable to mount a comeback and fell 7-3. All told, 48 of the 50 All-Stars saw action in the 2019 Southern League All-Star Game.

2019 Southern League All-Star Game MVP - Luis Robert (BIR) | Photo Courtesy Michael Krebs





Jeffrey Baez Wins Home Run Derby

Jackson outfielder takes crown

Story by Garrett Greene

Biloxi, Miss. — The fans at MGM Park who waited out the weather were treated to a show on Monday night as Jackson Generals slugger Jeffrey Baez broke through with 26 home runs to win the 2019 Southern League Home Run Derby.

Baez bested his teammate Jamie Westbrook, who also advanced to the final round off the strength of 20 total homers including 13 in the first round.

"I just tried to put some balls in the air and see what would happen," Baez said following his victory. "I know on this field that the ball carries a lot to left field, so I just wanted to do that."

The Biloxi Shuckers boasted a pair of home run derby competitors, including third place finisher Weston Wilson who knocked nine balls over the fence during the derby's first round. Teammate Trent Grisham battled against a gusting wind from the Gulf and could only muster two home runs.

A pair of Pensacola Blue Wahoos hitters rounded out the field, as Jaylin David recorded eight home runs while Travis Blankenhorn pushed three over the right field fence.

"It was a tough day for lefties," the right-handed hitting Baez added. "Today was not a good day for them."



2019 Southern League HR Derby Participants (L-R): Jamie Westbrook (JXN), Jeffrey Baez (JXN), Jaylin Davis (PNS), Weston Wilson (BLX), Travis Blankenhorn (PNS), and Trent Grisham (BLX)

AWARDS





SOUTHERN LEAGUE EXECUTIVE OF THE YEAR

YEAR	NAME	POSITION	CLUB
1978	Larry Schmittou	President/General Manager	Nashville
1979	Art Clarkson	General Manager	Memphis
1980	Frances Crockett	President/General Manager	Charlotte
1981	Allie Prescott	General Manager	Memphis
1982	Art Clarkson	General Manager	Birmingham
1983	Art Clarkson	General Manager	Birmingham
1984	Bruce Baldwin	General Manager	Greenville
1985	Frances Crockett	President/General Manager	Charlotte
1986	Gary McCune	General Manager	Knoxville
1987	Peter Bragan, Jr. Bill MacKay	General Manager General Manager	Jacksonville Huntsville
1988	Art Clarkson	CEO/General Manager	Birmingham
1989	Bill Lee	General Manager	Chattanooga
1990	Steve DeSalvo	General Manager	Greenville
1991	Bill Lavelle	General Manager	Charlotte
1992	Bill Davidson	General Manager	Chattanooga
1993	Joe Kremer	General Manager	Carolina
1994	Bill Hardekopf	President/General Manager	Birmingham
1995	Joe Kremer	General Manager	Carolina
1996	Don Mincher	President/General Manager	Huntsville
1997	Dan Rajkowski	General Manager	Knoxville
1998	Steve DeSalvo	General Manager	Greenville
1999	David Hersh	President/General Manager	West Tenn
2000	Don Mincher	President/GM/SL President	Huntsville/SL
2001	Frank Burke	President	Chattanooga
2002	Bill Shanahan	President/General Manager	Mobile
2003	Peter Bragan, Jr.	Vice President/General Manager	Jacksonville
2004	Brian Cox	General Manager	Tennessee
2005	Peter Bragan, Jr. Joe Kremer	Vice President/General Manager General Manager	Jacksonville Carolina
2006	Greg Rauch	General Manager	Montgomery
2007	Steve DeSalvo	General Manager	Mississippi
2008	Joe Kremer	General Manager	Carolina
2009	Jonathan Nelson	General Manager	Birmingham
2010	Brian Cox	General Manager	Tennessee
2011	J. Frank Burke	President/General Manager	Chattanooga
2012	Bruce Baldwin	President	Pensacola
2013	Jonathan Nelson	General Manager	Birmingham
2014	Chris Peters	General Manager	Jacksonville
2015	Brian Cox	General Manager	Tennessee
2016	Jonathan Nelson	General Manager	Birmingham
2017	Harold Craw	General Manager	Jacksonville
2018	Chris Morgan	General Manager	Mobile
2019	Rich Mozingo	General Manager	Chattanooga

SOUTHERN LEAGUE WOMAN OF EXCELLENCE

YEAR	NAME	POSITION	ORGANIZATION
2004	Lori Webb	Vice President - Operations	Southern League
2005	Betty Adams	Asst. GM of Finance and Merchandise	Mobile
2006	Marla Terranova	Director of Sponsorship and Marketing	Montgomery
2007	Karlie Evatt	Director of Ticket Operations	Jacksonville
2008	Lauren Chesney	Director of Community Relations	Tennessee
2009	Elizabeth Taylor	Corporate Event Planner	Birmingham
2010	Lori Webb	Vice President - Operations	Southern League
2011	Marla Vickers	General Manager	Montgomery
2012	January Squyres	Director of Group Sales	Jacksonville
2013	Barbara O'Berry	Sr. Director of Business Administration	Jacksonville
2014	Morgan Billups	Group Sales Manager	Chattanooga
2015	Lauren Chesney	Director of Community Relations	Tennessee
2016	Miranda Black	Dir. of Tickets and Communications	Mississippi
2017	Donna Kirby	Vice President of Operations	Pensacola
2018	Amber McClure	Chief Financial Officer	Pensacola
2019	Kelsey Thompson	Community Relations Manager	Biloxi



RICH MOZINGO

JIMMY BRAGAN EXECUTIVE OF THE YEAR



Rich Mozingo, the General Manager of the Chattanooga Lookouts, is this year's recipient of the Jimmy Bragan Executive of the Year Award.

Rich overcame a serious health issue to lead a resurgent season in Chattanooga, as the Lookouts increased their average attendance by almost 300 fans per game this year. Despite an aging facility and the uncertainties that come with a new affiliate, the team has increased attendance via creative marketing and promotions and continues to sell out staples such as July 3rd and Used Car night.

Rich and his staff continue to oversee and make sure community programs such as Most Improved Student and Food Drive Sundays are a yearly success. His dedication to the Lookouts and the Southern League is notable, and his

input and opinions continue to be sought after and are well respected, especially by the Rules and Competition Committee, of which he is an integral member.

KELSEY THOMPSON

WOMAN OF EXCELLENCE AWARD



Kelsey Thompson, the Community Relations Manager for the Biloxi Shuckers, received the 2019 Woman of Excellence Award in just her first season with the Shuckers.

The 2019 Southern League All-Star Game would not have been as successful without the involvement of Kelsey Thompson. After taking on an increased role in Biloxi this season, Kelsey handled many responsibilities for the events, travel, and logistics leading up to and throughout the All-Star break.

Thompson is a native of Dunedin, FL, and a graduate of Vanderbilt University. In 2012, she started her career in baseball as a promotions intern with the Greenville Astros. As the winner of this award, she became the Southern

League's 2019 nominee for the Rawlings Woman Executive of the Year Award.



COMPLETE LIST OF EXECUTIVE AWARDS

Southern League Executive of the Year	Rich Mozingo, Chattanooga Lookouts
Southern League Woman of Excellence	Kelsey Thompson, Biloxi Shuckers
Outstanding Employee of the Year	Ari Rosenbaum, Mobile BayBears
Radio Broadcaster of the Year	Steve Goldberg, Mobile BayBears
Sports Media Award	Mia O'Brien, First Coast News Jacksonville
Groundskeeper of the Year Award	Zach Van Voorhees, Birmingham Barons
Clubhouse Attendant of the Year	Michael Parham, Montgomery Biscuits
Don Mincher Organization of the Year Award	Chattanooga Lookouts
Southern League Promotional Trophy	Jacksonville Jumbo Shrimp
Southern League Community Service Award	Tennessee Smokies
Southern League Patriot Award	Montgomery Biscuits



ARI ROSENBAUM
OUTSTANDING EMPLOYEE OF THE YEAR

Ari Rosenbaum, Assistant General Manager of the Mobile BayBears, is the Southern League's 2019 Outstanding Employee of the Year. Ari worked for the BayBears for many years and was always an integral part of their staff, in sometimes difficult circumstances.

Throughout the farewell season of the Mobile BayBears, he worked hard to make the BayBears a great community partner and strived to ensure that the BayBears continued to offer quality entertainment and a professional product to the area's loyal fans.



STEVE GOLDBERG
RADIO BROADCASTER OF THE YEAR

While completing his third year with the Mobile BayBears, Steve Goldberg was named the Southern League's 2019 Radio Broadcaster of the Year.

For a relatively young broadcaster, Steve is very professional on air and continued to impress people across the league. His one-on-one interviews were excellent and informative. He continued to perform admirably without a broadcast partner for all home and away games in a challenging environment as the Mobile BayBears completed their final season in the league at Hank Aaron Stadium.



MIA O'BRIEN
SPORTS MEDIA AWARD

Mia O'Brien, First Coast News Jacksonville, is the 2019 Sports Media Award winner. In addition to her excellent profiles and interviews of Jumbo Shrimp players and Coaches, Mia, a sports anchor and reporter, found innovative ways to cover the club throughout the 2019 season. She dressed up and worked as a bat girl for a Jumbo Shrimp game in June, helped rub baseballs, set up the sunflower seeds and drinks in the dugouts, retrieved bats and foul balls, and also provided the umpires with baseballs throughout the game.

In addition, O'Brien featured the Baseball Grounds of Jacksonville with a comprehensive guide to find the venue's best seat, set from different fan perspectives during a Jumbo Shrimp game. O'Brien also interviewed Jumbo Shrimp owner Ken Babby live during her coverage of the club's Florida Man Night.



ZACH VAN VOORHEES
GROUNDSKEEPER OF THE YEAR

For the second straight year, Zach Van Voorhees of the Birmingham Barons has been selected as the Southern League Sports Turf Manager of the Year voted on by the league's field managers, radio broadcasters and umpires, Zach is automatically nominated to compete for the Double-A Groundskeeper of the Year (STMA Award) presented by the Sports Turf Managers Association.

The Sports Turf Manager of the Year Award is determined at the end of each season following surveys from field managers, umpires, and select front office staff.

MICHAEL PARHAM
CLUBHOUSE ATTENDANT OF THE YEAR

Michael Parham of the Montgomery Biscuits was selected as the 2019 Clubhouse Attendant of the Year. Michael was a great asset to the Biscuits' organization. His organizational skills, attention to detail, and the care that he put into the day to day processes in the Clubhouse made him a great ambassador for Montgomery's organization and hopefully improved the experience for the Visiting teams and staffs. Michael proved himself so much that he was brought on as a full-time Biscuits' staffer to assist in the Food and Beverage Department.

MICHAEL HAWKINS
BATBOY OF THE YEAR

Awarded to the person that shows the most hustle, enthusiasm and assistance to club staff and umpires during the season, this year's Southern League Batboy of the Year is Michael Hawkins, who worked hard on and off the field. Michael has been a batboy with the Lookouts for three years and played baseball at Carson Newman before heading to the University of Tennessee Chattanooga.

TYLER MOOS
ATHLETIC TRAINER OF THE YEAR

The PBATS' Minor League Athletic Trainers of the Year Awards are presented annually to one athletic trainer of each of the 16 leagues in Minor League Baseball, as well as one award for the Dominican Summer League. This year, PBATS named Tyler Moos of the Chattanooga Lookouts (Cincinnati Reds) the Southern League Athletic Trainer of the Year. Tyler is in his fourth year in the organization. He also won this award in 2017. Before the Reds, Moos worked three seasons in the Mariners organization, class-A+ High Desert and class-AAA Tacoma.

2019 MINOR LEAGUE BASEBALL AWARD NOMINATIONS

John H. Johnson Presidential Trophy (Complete Franchise)	Chattanooga Lookouts
Rawlings Woman Executive of the Year	Kelsey Thompson (Biloxi Shuckers)
Larry MacPhail Award (Outstanding Promotional Work)	Jacksonville Jumbo Shrimp
John Henry Moss Community Service Award	Tennessee Smokies
Charles K. Murphy Patriot Award	Montgomery Biscuits



Daulton Varsho
Catcher
Jackson




Patrick Leonard
First Baseman
Biloxi



Travis Blankenhorn
Second Baseman
Pensacola



Drew Ellis
Third Baseman
Jackson



Jazz Chisholm
Shortstop
Jacksonville



Brandon Marsh
Outfielder
Mobile



Cristian Pache
Outfielder
Mississippi



Pavin Smith
Outfielder
Jackson



Drew Waters
Outfielder
Mississippi



Ibandel Isabel
Designated Hitter
Chattanooga



Miles Mastrobuoni
Utility
Montgomery



Lucius Fox
Best Hustler
Montgomery



Trey Supak
Right-Handed Pitcher
Biloxi



Tucker Davidson
Left-Handed Pitcher
Mississippi



Nate Griep
Relief Pitcher
Biloxi



SOUTHERN LEAGUE PLAYER OF THE MONTH



APRIL
Weston Wilson
Biloxi



MAY
Vimal Machin
Tennessee



JUNE
Mitch Nay
Chattanooga



JULY
Pavin Smith
Jackson



AUGUST
Daulton Varsho
Jackson

HITTER & PITCHER OF THE WEEK

Period

April 4-14
April 15-21
April 22-28
April 29 - May 5
May 6-12
May 13-19
May 20-26
May 27 - June 2
June 3-9
June 10-16

Hitter of the Week

Josh Lowe, Montgomery
Connor Lien, Mississippi
Weston Wilson, Biloxi
Jazz Chisholm, Jackson
Dalton Kelly, Montgomery
Jesus Sanchez, Montgomery
Vimal Machin, Tennessee
Trent Grisham, Biloxi
Kevin Padlo, Montgomery
Drew Waters, Mississippi

Pitcher of the Week

Devin Smeltzer, Pensacola
Trey Supak, Biloxi
Jeremy Beasley, Mobile
Griffin Jax, Pensacola
Tyson Miller, Tennessee
Robert Dugger, Jacksonville
Kyle Muller, Mississippi
Alec Bettinger, Biloxi
Sam McWilliams, Montgomery
Bowden Francis, Biloxi

June 24 - June 30
July 1-7
July 8-14
July 15-21
July 22-28
July 29 - August 4
August 5-11
August 12-18
August 19-25
Aug. 26 - Sept. 2

Mitch Nay, Chattanooga
Ramon Hernandez, Jackson
Pavin Smith, Jackson
Stone Garrett, Jacksonville
Jahmai Jones, Mobile
Luis Gonzalez, Birmingham
Daulton Varsho, Jackson
Tristan Gray, Montgomery
Pavin Smith, Jackson
Riley Unroe, Mississippi

Griffin Jax, Pensacola
Matt Peacock, Jackson
Kenny Rosenberg, Montgomery
Trey Supak, Biloxi
Josh Fleming, Montgomery
Emilio Vargas, Jackson
Daniel Castano, Jacksonville
Paul Campbell, Montgomery
Cory Abbott, Tennessee
Bailey Ober, Pensacola

2019 BC® RELIEF PITCHER OF THE MONTH

April.....Michael Kohn, Jackson
May.....Nate Griep, Biloxi
June.....Tyler Zombro, Montgomery
July.....Phoenix Sanders, Montgomery
August.....Tommy Eveld, Jacksonville



DREW WATERS

MOST VALUABLE PLAYER




Drew Waters, a 20-year-old outfielder for the Mississippi Braves, has been named the 2019 Southern League's Most Valuable Player. Waters is the first M-Braves hitter and the first Atlanta Braves prospect to win the league's MVP award since Javy Lopez won in 1992.

A hitting machine atop the Mississippi Braves lineup, Waters took the Southern League by storm in 2019 and soared toward the top of the Atlanta Braves prospect lists. At the time of his promotion to Triple-A on August 5th, Waters led all qualified batters in five offensive categories, including batting average (.319), hits (134), extra-base hits (49), total bases (202), and OPS (.847). He was previously named the Southern League's Player of the Week on Monday, June 17th.

The Atlanta Braves selected Waters in the second round of the 2017 MLB Amateur Draft out of Etowah High School in Woodstock, Georgia. He is currently listed as Atlanta's no. 2 prospect and the no. 25 overall prospect in baseball by *MLB Pipeline*.

2019 Southern League MVP - Drew Waters (MIS) | Photo Courtesy Tate Nations



TREY SUPAK

MOST OUTSTANDING PITCHER



For the second season in a row, the Southern League's Most Outstanding Pitcher has been awarded to a Biloxi Shucker. RHP Trey Supak has the 2019 honor. The ace of Biloxi's starting rotation this season, Supak led the Shuckers to their second straight playoff berth before earning a promotion to Triple-A on July 26, 2019. After 20 starts, Supak led the league in several categories including, innings pitched (122.2), wins (11), ERA (2.20), opponents' batting average (.192), and WHIP (0.87).


In his 10 home starts at MGM Park this season, Supak posted a 7-2 record with a 1.06 ERA (8 ER/67.2 IP), a stellar 0.61 WHIP, a .147 opponents' batting average (34-for-231), and 50 strikeouts across 67.2 IP. On two separate occasions (May 30th vs Tennessee and July 16th vs Chattanooga), Supak came one out away from throwing a complete game no-hitter.

A two-time Pitcher of the Week this season (April 22nd and July 22nd), the 23-year-old Supak was also the South Division's starting pitcher for the 2019 Southern League All-Star Game.

Supak is a Bryan, Texas native and was originally selected by the Pittsburgh Pirates no. 73 overall in the 2014 MLB Amateur Draft out of La Grange (TX) High School. Supak was sent to Milwaukee via trade in December 2015 and is currently listed by *MLB Pipeline* as the Brewers no. 12 prospect.

MORGAN ENSBERG

MANAGER OF THE YEAR



Manager Morgan Ensberg of the Montgomery Biscuits is the 2019 Southern League Manager of the Year. He guided his team to a sweep of both halves of the 2019 season for the Southern League North Division. The Biscuits set a single season franchise record with 88 wins, eclipsing the team's previous record.

Montgomery led the Southern League with a .732 team OPS and 213 stolen bases. The Biscuits had the second highest stolen bases mark in professional baseball.

A first-year manager in the Tampa Bay Rays organization, Ensberg spent the previous six seasons as a coach and manager in the Houston Astros organization. As a player, the Redondo Beach, California native spent his eight seasons in the major leagues with the Astros (2000, 20009-07), Padres (2007), and Yankees (2008). He was named the Astros MVP in 2005, when they won the National League pennant.



SOUTHERN LEAGUE MOST VALUABLE PLAYER

Year	Player	Position	Club
1972	Mike Reinbach	Outfield	Asheville
1973	Jayson Moxey	Outfield	Columbus
1974	Nyls Nyman	Outfield	Knoxville
1975	Mike Squires	First Base	Knoxville
1976	Larry Foster	Outfield	Knoxville
1977	Alan Trammell	Shortstop	Montgomery
1978	Eddie Gates	Outfield	Memphis
1979	Danny Heep	Outfield	Columbus
	Alan Knicely	Catcher	Columbus
1980	Steve Balboni	First Base	Nashville
1981	Tim Laudner	Catcher	Orlando
1982	Brian Dayett	Outfield	Nashville
1983	John Morris	Outfield	Jacksonville
1984	Andres Galarraga	First Base	Jacksonville
1985	Jose Canseco	Outfield	Huntsville
1986	Terry Steinbach	Catcher	Huntsville
1987	Tom Dodd	DH	Charlotte
1988	Matt Winters	Outfield	Memphis
1989	Eric Anthony	Outfield	Columbus
1990	Jeff Conine	First Base	Memphis
1991	Ryan Klesko	Outfield	Greenville
1992	Javy Lopez	Catcher	Greenville
1993	Carlos Delgado	Catcher	Knoxville
1994	Mark Johnson	First Base	Carolina
1995	Jason Kendall	Catcher	Carolina
1996	Derrek Lee	First Base	Memphis
1997	Ben Grieve	Outfield	Huntsville
1998	Gabe Kapler	Outfield	Jacksonville
1999	Brady Clark	Outfield	Chattanooga
2000	Joe Crede	Third Base	Birmingham
2001	Josh Phelps	Catcher	Tennessee
2002	Aaron Miles	Second Base	Birmingham
2003	Corey Hart	Third Base	Huntsville
2004	Richard Lewis	Second Base	West Tenn
2005	Delmon Young	Outfield	Montgomery
2006	Joey Votto	First Base	Chattanooga
2007	Evan Longoria	Third Base	Montgomery
2008	Gaby Sanchez	First Base	Carolina
2009	Desmond Jennings	Outfield	Montgomery
2010	Dave Sappelt	Outfield	Carolina
2011	Paul Goldschmidt	First Base	Mobile
2012	Hunter Morris	First Base	Huntsville
2013	Marcus Semien	Infield	Birmingham
2014	Jake Lamb	Third Base	Mobile
2015	Max Kepler	Outfield	Chattanooga
2016	Tyler O'Neill	Outfield	Jackson
2017	Kevin Cron	First Base	Jackson
2018	Corey Ray	Outfield	Biloxi
2019	Drew Waters	Outfield	Mississippi



Javy Lopez won the Southern League MVP in 1992 with a .321 avg. as a member of the Greenville Braves. That year, Greenville set the SL record with the most wins (100), which still stands today. Lopez went on to play 15 MLB seasons. While with the Atlanta Braves, he was a 3-time All-Star, a 1995 World Series Champion and the 1996 NLCS MVP. Lopez was the last Braves player to be named the SL MVP until this year when Drew Waters won.



Drew Waters of the Mississippi Braves was named the 2019 Southern League MVP. The 20-year-old led the SL in 5 categories including Avg. (.319), Hits (134), 2B (35), 3B (9) and XBH (49). He was promoted to AAA Gwinnett in early August, 2019. Waters is now the Atlanta Braves No. 2 prospect.



SOUTHERN LEAGUE MOST OUTSTANDING PITCHER

Year	Name	Throws	Club
1972	Bill Campbell	Right	Charlotte
1973	Doug Konieczny	Right	Columbus
1974	Paul Siebert	Left	Columbus
1975	Bob Maneely	Right	Orlando
1976	Dave Ford	Right	Charlotte
1977	Greg Field	Right	Orlando
1978	Bruce Berenyi	Right	Nashville
1979	Geoff Combe	Right	Nashville
1980	Andy McGaffigan	Right	Nashville
1981	Jamie Werly	Right	Nashville
1982	Stefan Wever	Right	Nashville
1983	Don Heinkel	Right	Birmingham
1984	Ken Dixon	Right	Charlotte
1985	Steve Davis	Left	Knoxville
1986	Anthony Kelley	Right	Columbus
1987	Brian Holman	Right	Jacksonville
1988	German Gonzales	Right	Orlando
1989	Laddie Renfroe	Right	Charlotte
1990	Brian Barnes	Left	Jacksonville
1991	Mark Wohlers	Right	Greenville
1992	Jim Converse	Right	Jacksonville
	Jerry Spradlin	Right	Chattanooga
1993	Oscar Munoz	Right	Nashville
1994	Brad Clontz	Right	Greenville
1995	Luis Andujar	Right	Birmingham
1996	Curt Lyons	Right	Chattanooga
1997	Scott Eyre	Left	Birmingham
1998	Bruce Chen	Left	Greenville
1999	Francisco Cordero	Right	Jacksonville
2000	Mark Buehrle	Left	Birmingham
2001	Chris Baker	Right	Tennessee
2002	Vinnie Chulk	Right	Tennessee
2003	Joel Hanrahan	Right	Jacksonville
2004	Brad Baker	Right	Mobile
2005	Ricky Nolasco	Right	West Tenn
2006	Spike Lundberg	Right	Jacksonville
2007	Chris Mason	Right	Montgomery
2008	Todd Redmond	Right	Mississippi
2009	Travis Wood	Left	Carolina
2010	Tom Koehler	Right	Jacksonville
2011	Matt Moore	Left	Montgomery
2012	Brandon Maurer	Right	Jackson
2013	Archie Bradley	Right	Mobile
2014	Justin Nicolino	Left	Jacksonville
2015	Jorge Lopez	Right	Biloxi
2016	Ryan Yarbrough	Left	Jackson
2017	Michael Kopech	Right	Birmingham
2018	Zack Brown	Right	Biloxi
2019	Trey Supak	Right	Biloxi



2016 Southern League Most Outstanding Pitcher Ryan Yarbrough made his major league debut in 2018, posting a 16-6 record next to a 3.91 ERA across 38 games as a member of the Tampa Bay Rays.



2013 Southern League Most Outstanding Pitcher Archie Bradley broke on to the scene with Arizona in 2015, and has been a fixture of the Diamondbacks bullpen for the past two seasons.



SOUTHERN LEAGUE MANAGER OF THE YEAR

Year	Name	Club
1972	Joe Sparks	Knoxville
1973	Billy Gardner, Sr.	Jacksonville
1974	Jim Napier*	Knoxville
1975	Dick Phillips^	Orlando
1976	Rene Lachemann	Chattanooga
1977	Eddie Brinkman^*	Montgomery
1978	Bobby Dews	Savannah
1979	Jimmy Johnson^	Columbus
1980	Carl "Stump" Merrill^	Nashville
1981	Tom Kelly*	Orlando
1982	Gene Lamont^	Jacksonville
1983	Roy Majtyka^*	Birmingham
1984	Charlie Manuel	Orlando
	Rick Renick	Jacksonville
1985	Carlos Alfonso	Columbus
	John McLaren^	Knoxville
1986	Gary Tuck*	Columbus
1987	Tommy Thompson^	Jacksonville
1988	Buddy Bailey^	Greenville
1989	Jeff Newman	Huntsville
1990	Ron Gardenhire^	Orlando
	Jerry Manuel	Jacksonville
1991	Chris Chambliss^	Greenville
1992	Grady Little^*	Greenville
1993	Terry Francona^*	Birmingham
1994	Gary Jones^*	Huntsville
1995	Bruce Kimm	Orlando
1996	Mark Berry	Chattanooga
1997	Randy Ingle*	Greenville
1998	Mike Ramsey*^	Mobile
1999	Dave Trembley^	West Tenn

Year	Name	Club
2000	Dave Bialas^*	West Tenn
2001	John Shoemaker^**	Jacksonville
2002	Wally Backman^*	Birmingham
2003	Frank Kremblas	Huntsville
2004	Jayhawk Owens^	Chattanooga
2005	Razor Shines	Birmingham
2006	John Shoemaker^	Jacksonville
2007	Don Money	Huntsville
2008	Phillip Wellman*	Mississippi
2009	Everardo Magallanes^	Birmingham
2010	Bill Dancy^	Tennessee
2011	Turner Ward^*	Mobile
2012	Billy Gardner, Jr.	Montgomery
2013	Andy Green^	Mobile
2014	Andy Green	Mobile
2015	Carlos Subero^	Biloxi
2016	Daren Brown^*	Jackson
2017	Jake Mauer^**	Chattanooga
2018	Mike Guerrero^	Biloxi
2019	Morgan Ensberg^	Montgomery

Key: *SL Champions | **SL Co-Champions | ^Best Overall Record



2019 Southern League Manager of the Year Morgan Ensberg led the Montgomery Biscuits to an 88-50 regular season record (.638), and a sweep of the SL's split season. The Biscuits 88 wins is a new Montgomery franchise record.

WEAR YOUR *Fun*

SHOP NOW AT



MILB.COM





LEAGUE RECORDS (1964-Present)



YEAR-BY-YEAR LEAGUE CHAMPIONS

YEAR	CLUB	YEAR	CLUB
1964	Lynchburg White Sox	1994	Huntsville Stars
1965	Columbus Confederate Yankees	1995	Carolina Mudcats
1966	Mobile Athletics	1996	Jacksonville Suns
1967	Birmingham Athletics	1997	Greenville Braves
1968	Asheville Tourists	1998	Mobile BayBears
1969	Charlotte Hornets	1999	Orlando Rays
1970	Columbus Astros	2000	West Tenn Diamond Jaxx
1971	Charlotte Hornets	2001*	Huntsville Stars
1972	Montgomery Rebels		Jacksonville Suns
1973	Montgomery Rebels	2002	Birmingham Barons
1974	Knoxville Sox	2003	Carolina Mudcats
1975	Montgomery Rebels	2004**	Mobile BayBears
1976	Montgomery Rebels		Tennessee Smokies
1977	Montgomery Rebels	2005	Jacksonville Suns
1978	Knoxville Sox	2006	Montgomery Biscuits
1979	Nashville Sounds	2007	Montgomery Biscuits
1980	Charlotte O's	2008	Mississippi Braves
1981	Orlando Twins	2009	Jacksonville Suns
1982	Nashville Sounds	2010	Jacksonville Suns
1983	Birmingham Barons	2011	Mobile BayBears
1984	Charlotte O's	2012	Mobile BayBears
1985	Huntsville Stars	2013	Birmingham Barons
1986	Columbus Astros	2014	Jacksonville Suns
1987	Birmingham Barons	2015	Chattanooga Lookouts
1988	Chattanooga Lookouts	2016	Jackson Generals
1989	Birmingham Barons	2017***	Chattanooga Lookouts
1990	Memphis Chicks		Pensacola Blue Wahoos
1991	Orlando Sun Rays	2018	Jackson Generals
1992	Greenville Braves	2019	Jackson Generals
1993	Birmingham Barons		

* Championship Series canceled due to terrorist attacks of 9/11.

** Championship Series canceled due to Hurricane Ivan.

*** Series canceled due to the threat of Hurricane Irma.



GENERAL

Most Years in the Southern League
52.....Knoxville/Tennessee; 1964-67, 1972-Present
Most Consecutive Years in the Southern League
50.....Jacksonville, 1970-Present
Most Regular Season Games Played
7,304.....Knoxville/Tennessee

EXTRA-INNING GAMES

Most Extra-Inning Games, Season (since 2005)
24.....Biloxi Shuckers, 2017
Most Extra-Inning Games, Same Clubs, Season
8.....Montgomery (5-3) vs. Birmingham (3-5), 1968 Carolina (4-4) vs. Port City (4-4), 1996
Most Extra-Inning Games, League
81.....2001
Longest Extra-Inning Game, By Inning
23...Columbus (W, 10-4) at Savannah, April 14, 1973 Greenville (W, 10-7) vs Huntsville, August 6, 1998
Most Extra-Inning Games Won, Season
15.....Charlotte, 1971* Carolina, 1995 Jacksonville, 1995

Most Extra-Inning Games Lost, Season
14.....Charlotte, 1965 Birmingham, 1968 Asheville, 1970

Fewest Extra-Inning Games Won, Season
0.....Huntsville, 1998

Fewest Extra-Inning Games Lost, Season
1.....Orlando, 1990 Memphis, 1997 Chattanooga, 2006 West Tenn, 2010

Most Extra-Inning Games Won vs. One Club, Season
6.....Carolina vs. Port City, 1995

SHUTOUTS

Most Shutouts Played In, Season
39.....Knoxville (18-21), 1991
Fewest Shutouts Played In, Season
1.....Huntsville (1-0), 1997
Most Shutouts Won, Season
24.....Greenville, 1992
Fewest Shutouts Won, Season
1.....Orlando, 1989 Greenville, 1996 Huntsville, 1997

Most Shutouts Lost, Season
25.....Asheville, 1970 Jacksonville, 2019

Fewest Shutouts Lost, Season
0.....Huntsville, 1997

Most Shutouts Won vs. One Club, Season
7.....Birmingham vs. Knoxville, 1967 Asheville vs. Columbus, 1971*

Most Consecutive Scoreless Innings Pitched
49.....Columbus, July 24-29, 1989

Most Consecutive Innings Being Held Scoreless
36.....Mobile, July 24-29, 1970

GAMES WON/LOST

Most Regular Season Wins
3,584.....Jacksonville
Most Regular Season Losses
3,739.....Knoxville/Tennessee
Highest Winning Percentage
.559.....Lynchburg (156-123)

Lowest Winning Percentage
.418.....Port City (118-164)

Most Games Won, Season
100.....Greenville Braves, 1992

Fewest Games Won, Season
47.....Knoxville Smokies, 1967

Most Games Lost, Season
92.....Carolina Mudcats, 1992

Fewest Games Lost, Season
43.....Greenville Braves, 1992

Most Wins At Home, Season
57.....Birmingham, 1983

Fewest Wins At Home, Season
23.....Jackson, 2015

Most Losses At Home, Season
48.....Memphis, 1983 Greenville, 1990

Fewest Losses At Home, Season
16.....Birmingham, 1983

Most Wins On The Road, Season
50.....Greenville, 1992

Fewest Wins On The Road, Season
18.....Knoxville, 1967 Columbus, 1971*

Most Losses On The Road, Season
56.....Columbus, 1971*

Fewest Losses On The Road, Season
23.....Greenville, 1992

Highest Winning Percentage, Home, Season
.781.....Birmingham (57-16), 1983

Lowest Winning Percentage, Home, Season
.333.....Greenville (24-48), 1990

Highest Winning Percentage, Road, Season
.685.....Greenville (50-23), 1992

Lowest Winning Percentage, Road, Season
.243.....Columbus (18-56), 1971*

Longest Winning Streak
16.....Montgomery, July 3-26, 1968

Longest Losing Streak
15.....Columbus, May 17-June 1, 1971*

Most Games Won vs. One Club, Season
26.....Carolina from Chattanooga, 2005

Fewest Games Lost vs. One Club, Season
0.....West Tenn to Orlando (8 games), 2001 Jacksonville to Huntsville (10 games), 2006 Jacksonville to West Tenn (5 games), 2009

*In 1971, the Southern League and Texas League played an interlocking schedule and referred to the agreement as the "Dixie Association". The SL and TL maintained separate league leaders and statistics despite the arrangement, which lasted one season and is not to be considered as or referred to as a separate entity from a historical or statistical standpoint.



ONE-RUN GAMES

Most One-Run Games, League, Season	
249.....	1989 (10 clubs)
221.....	1970 (8 clubs)
Most One-Run Games, Club, Season	
72.....	Mobile (35-37), 1970
Most One-Run Games Won, Season	
35.....	Knoxville, 1965
	Mobile, 1970
	Jacksonville, 2014
Fewest One-Run Games Won, Season	
9.....	Orlando, 1992
Most One-Run Games Lost, Season	
37.....	Mobile, 1970
Fewest One-Run Games Lost, Season	
10.....	Nashville, 1980
	Charlotte, 1987
Most One-Run Games Won vs. One Club, Season	
10.....	Birmingham from Charlotte, 1967
	Charlotte from Macon, 1967
	Jacksonville from Savannah, 1973

*See pg. 75 for clarification on Southern League teams vs. Texas League opponents in 1971

**All in second half

***Not including doubleheader splits, min. eight non-split decisions

Italic indicates a single-season or single-game record that was tied or broken during the 2019 season.

DOUBLEHEADERS

Longest Doubleheader By Innings	
27.....	Jacksonville vs. Arkansas (Texas League)*
	August 7, 1971 (16 & 11 innings)
Most Doubleheaders Won, Season	
13.....	Montgomery, 1976**
Most Doubleheaders Lost, Season	
16.....	Mobile, 2019
Most Doubleheaders Split, Season	
19.....	Orlando, 1975
Most Doubleheaders by One Club, Season	
31.....	Montgomery (Won 13, Lost 2, Split 16), 1976
Most Doubleheaders, League, Season	
126.....	(52 sweep, 74 Split), 1984
Best Records In Doubleheaders, Season***	
8-1 (.888).....	Orlando, 1975
7-1 (.875).....	Macon, 1964
7-1 (.875).....	Knoxville, 1978
13-2 (.867).....	Montgomery, 1976
9-2 (.818).....	Montgomery, 1967
Worst Records In Doubleheaders, Season***	
0-5 (.000).....	Montgomery, 2004
0-4 (.000).....	Jacksonville, 1970
0-4 (.000).....	Carolina, 2007
0-4 (.000).....	Birmingham, 2017
0-4 (.000).....	Jacksonville, 2018



BATTING AVERAGE

Highest Batting Average, Season	
.290.....	Jacksonville, 140 games, 1998
Lowest Batting Average, Season	
.223.....	Savannah, 139 games, 1970
Highest Batting Average, League Champion	
.275.....	Columbus, 140 games, 1986
Lowest Batting Average, League Champion	
.229.....	Pensacola, 140 games, 2017

AT BATS

Most Times At Bat, Season	
5,023.....	Carolina, 143 games, 1995
Fewest Times At Bat, Season	
4,138.....	Chattanooga, 136 games, 1977
Most Times At Bat, Game	
86*.....	Columbus vs. Savannah, April 14, 1973
	*23 innings
Fewest Times At Bat, Game	
14.....	West Tenn vs. Birmingham, May 4, 2009
	Carolina vs. West Tenn, June 15, 2009
	Biloxi vs Chattanooga, May 20, 2017
	Jacksonville vs. Pensacola, June 15, 2017
Most Times At Bat, Both Clubs, Game	
169*.....	Columbus (86) vs. Savannah (83)
	*23 innings, April 14, 1973
Fewest Times At Bat, Both Clubs, Game	
29..	West Tenn (14) vs. Birmingham (15), May 4, 2009
	Carolina (14) vs. West Tenn (15), June 15, 2009

RUNS SCORED

Most Runs Scored, Season	
942.....	Huntsville, 139 games, 1997
Fewest Runs Scored, Season	
367.....	Mobile, 137 games, 1970
Most Runs Scored, Game	
25.....	Memphis vs. Nashville, August 1, 1993
Most Runs Scored, Both Clubs, Game	
35.....	Orlando (18) vs. Huntsville (17), April 17, 1988
Most Players To Score 4 or More Runs, Game	
3.....	Asheville vs. Macon, May 31, 1966
	Memphis vs. Nashville, August 1, 1993
Most Runs Scored by One Team, Doubleheader	
33.....	Orlando vs. Asheville April 24, 1974
	(20-1st and 13-2nd)
Fewest Runs Scored, Doubleheader	
0.....	Several Times
	2017 (2x): Chattanooga vs Tennessee April 25, 2017
	Pensacola vs Chattanooga June 25, 2017

TOTAL BASES

Most Total Bases, Season	
2,230.....	Jacksonville, 140 games, 1998
Fewest Total Bases, Season	
1,244.....	Mobile, 137 games, 1970
Most Total Bases, Game	
50.....	Charlotte vs. Memphis, August 20, 1985
Most Total Bases, Both Clubs, Game	
71	Birmingham (43) vs. Greenville (28) July 30, 1986

HITS

Most Hits, Season	
1,416.....	Jacksonville, 140 games, 1998
Fewest Hits, Season	
954.....	Knoxville, 138 games, 1967
Most Hits, Game	
32.....	Memphis vs. Nashville, August 1, 1993
Most Hits, Both Clubs, Game	
45*.....	Chattanooga (27) vs. Jacksonville (18)
	*14 innings, July 7, 1978
Most Players with Four or More Hits, Game	
5.....	Carolina vs. Birmingham, July 19, 1997
Most Hits, Doubleheader	
35.....	Orlando vs. Asheville, April 26, 1974
	(20-1st and 15-2nd)
Most Hits, Doubleheader, Both Clubs	
57..	Asheville (34) vs. Knoxville (23), August 20, 1972
	(1st game - 11 innings)

SINGLES

Most Singles, Season	
1,030.....	Birmingham, 147 games, 1984

DOUBLES

Most Doubles, Season	
323.....	Jacksonville, 140 games, 1998
Most Doubles, Game	
11.....	Jackson vs. Mississippi, July 11, 2012
Most Doubles, Both Clubs, Game	
13.....	Huntsville(9) vs. Birmingham (4), Aug. 20, 2010

TRIPLES

Most Triples, Season	
67.....	Evansville, 139 games, 1968
Most Triples, Game	
5.....	Knoxville vs. Charlotte, May 17, 1977
Most Triples, Both Clubs, Game	
7.....	Knoxville (5) vs. Charlotte (2), May 17, 1977

HOME RUNS

Most Home Runs, Season	
200.....	Jacksonville, 138 games, 1996
Most Home Runs, Game	
7.....	Asheville vs. Macon, July 18, 1966
	Memphis vs. Chattanooga, August 2, 1979
	Memphis vs. Orlando, August 7, 1989
	Orlando vs. Jacksonville, May 11, 1995
	Huntsville vs. Chattanooga, July 18, 1997
	Knoxville vs. Jacksonville, July 28, 1997
	Jacksonville vs. Carolina, June 4, 2010
	Birmingham vs. Montgomery, August 10, 2018
Most Home Runs, Both Clubs, Game	
10.....	Charlotte (6) vs. Chattanooga (4), July 3, 1979
Most Home Runs, Inning	
4.....	Asheville vs. Knoxville, August 24, 1974
	Chattanooga vs. Orlando, April 24, 1987
	Mobile vs. Carolina, April 24, 1998
	Jacksonville vs. Carolina, June 4, 2010

FANS for the CURE

PROSTATE CANCER IS A MAJOR CAUSE OF DEATH OF MEN IN AMERICA.

A simple blood test can be the first step to keep those men alive.



Get detailed, fact-based information about prostate cancer on our website.

fansfortheure.org

Italic indicates a single-season or single-game record that was tied or broken during the 2019 season.

**EXTRA-BASE HITS****Most Extra-Base Hits, Season**

502.....Jacksonville, 140 games, 1998
.....(323-2B, 46-3B, 133-HR)

Most Extra-Base Hits, Game

13.....Charlotte vs. Asheville, April 24, 1971
.....(9-2B, 1-3B, 3-HR)
Charlotte vs. Memphis, August 20, 1985
.....(6-2B, 1-3B, 6-HR)
Huntsville vs. Montgomery, April 30, 2008
.....(7-2B, 1-3B, 5-HR)
Jackson vs. Mississippi, July 11, 2012
.....(11-2B, 2-3B, 0-HR)

Most Extra-Base Hits, Both Clubs, Game

19.....Charlotte (13; 9-2B, 1-3B, 3-HR) vs.
Asheville (6; 3-2B, 3-HR), April 24, 1971
Greenville (10; 9-2B, 1-HR) vs.
Birmingham (9; 1-2B, 3-3B, 5-HR), July 30, 1986

RUNS BATTED IN**Most RBI, Season**

871.....Huntsville, 139 games, 1997

Most RBI, Game

25.....Memphis vs. Nashville, August 1, 1993

Most RBI, Both Clubs, Game

34.....Birmingham (19) vs. Huntsville (15)
July 7, 2005

BASE ON BALLS**Most Base On Balls, Season**

757.....Huntsville, 143 games, 1989

Fewest Base On Balls, Season

277.....Knoxville, 144 games, 1992

Most Base On Balls, Game

19.....Huntsville vs. Columbus, April 20, 1989

Most Base On Balls, Both Clubs, Game

26 Greenville (13) vs. Huntsville (13), August 6, 1998

Most Intentional Base On Balls, Season

65.....Evansville, 140 games, 1967

Fewest Intentional Base On Balls, Season

4.....Chattanooga, 140 games, 2016

Most Intentional Base On Balls, Game

8*.....Savannah vs. Montgomery, August 7, 1972

Most Intentional Base On Balls, Both Clubs, Game

11*...Savannah (8) vs. Montgomery (3), Aug. 7, 1972
*1st game - 17 innings

HITS BY PITCH**Most Times Hit By Pitch, Season**

91.....West Tenn, 141 games, 1999

Most Times Hit By Pitch, Game

5.....Jacksonville vs. Carolina, July 15, 1996
Mobile vs. Carolina, May 18, 2011

GROUND INTO DOUBLE PLAYS**Most Times Ground Into Double Play, Season**

148.....Jackson, 138 games, 2015

Most Times Ground Into Double Play, Game

6.....Greenville vs. Orlando, June 3, 1987
.....Biloxi vs. Chattanooga, April 10, 2016

Most Times Ground Into Double Play, Both Clubs, Game

8.....Greenville (6) vs. Orlando (2), June 3, 1987
Birmingham (5) vs. Mobile (3), July 27, 2013

Italic indicates a single-season or single-game record that was tied or broken during the 2019 season.

STRIKEOUTS**Most Strikeouts, Season**

1,346.....Birmingham, 138 games, 2018

Most Strikeouts, Game

22*.....Birmingham vs. Evansville, May 9, 1968
*18 innings
Knoxville vs. Birmingham, April 16, 1992
*17 innings
Birmingham vs. Knoxville, April 16, 1992
*17 innings
Chattanooga vs. West Tenn, August 31, 2007
*13 innings
Chattanooga vs. Jackson, April 21, 2014
*18 innings

Most Strikeouts, Both Clubs, Game

44*.....Knoxville (22) vs. Birmingham (22)
*17 innings, April 16, 1992

STOLEN BASES**Most Stolen Bases, Season**

264.....Birmingham, 144 games, 1989

Most Stolen Bases, Game

10.....Savannah vs. Jacksonville, July 21, 1972
Orlando vs. Carolina, July 6, 1992

Most Stolen Bases, Both Clubs, Game

12.....Carolina (8) vs. Tennessee (4), June 19, 2005

Most Times Caught Stealing, Season

127.....Birmingham, 140 games, 2002

Most Times Caught Stealing, Game

5.....4 times
Last: Mississippi vs. Carolina, September 7, 2009

Most Times Caught Stealing, Both Clubs, Game

7.....Chattanooga (4) vs. Charlotte (3), April 12, 1988

SACRIFICE HITS**Most Sacrifice Hits, Season**

93.....Birmingham, 137 games, 2003
Mississippi, 140 games, 2011

Most Sacrifice Hits, Game

6.....Last: Carolina vs. Greenville, May 31, 2001

Most Sacrifice Hits, Both Clubs, Game

8.. Carolina (4) vs. Chattanooga (4), August 25, 2006

Most Sacrifice Flies, Season

68.....Jacksonville, 140 games, 1998
Jackson, 139 games, 2016

Most Sacrifice Flies, Game

4.....Several times
Last: Chattanooga vs. Jackson, May 10, 2015

Most Sacrifice Flies, Both Clubs, Game

6.....Memphis (4) vs. Huntsville (2), July 16, 1991

RUNNERS LEFT ON BASE**Most Runners Left On Base, Season**

1,163.....Orlando, 145 games, 1989

Most Runners Left On Base, Game

25*.....Montgomery vs. Savannah, June 11, 1979
*16 innings

Most Runners Left On Base, Both Clubs, Game

46*...Memphis (27) vs. Greenville (19), July 13, 1984
*19 innings

**EARNED RUN AVERAGE****Lowest Earned Run Average, Season**

2.51.....Montgomery, 138 games, 1967

Highest Earned Run Average, Season

5.26.....Chattanooga, 139 games, 1997

Highest Earned Run Average, Leader

4.43.....Memphis, 139 games, 1997

COMPLETE GAMES**Most Complete Games, Season**

71.....Orlando, 138 games, 1975

Fewest Complete Games, Season

0.....15 times
Last: Tennessee, 139 games, 2019

SHUTOUTS**Most Shutouts, Season**

24.....Greenville, 143 games, 1992

Fewest Shutouts, Season

1.....Orlando, 145 games, 1989
Greenville, 140 games, 1996
Huntsville, 139 games, 1997

SAVES**Most Saves, Season**

61.....Asheville, 140 games, 1968

Fewest Saves, Season

7.....Birmingham, 138 games, 1973
Columbus, 140 games, 1976

INNINGS PITCHED**Most Innings Pitched, Season**

1,322.1.....Carolina, 144 games, 1995

Fewest Innings Pitched, Season

1,106.1.....Savannah, 135 games, 1969

HITS ALLOWED**Most Hits Allowed, Season**

1,515.....Chattanooga, 143 games, 1986

Fewest Hits Allowed, Season

949.....Jacksonville, 138 games, 1976

RUNS ALLOWED**Most Runs Allowed, Season**

833.....Huntsville, 140 games, 1998

Fewest Runs Allowed, Season

410.....Montgomery, 139 games, 1970

PITCHERS USED**Most Pitchers Used, Game, Single Club**

10.....Savannah vs. Asheville, August 27, 1972

EARNED RUNS ALLOWED**Most Earned Runs Allowed, Season**

704.....Chattanooga, 139 games, 1997

Fewest Earned Runs Allowed, Season

324.....Montgomery, 138 games, 1967

HOME RUNS ALLOWED**Most Home Runs Allowed, Season**

157.....Greenville, 140 games, 1997

Fewest Home Runs Allowed, Season

36.....Mobile, 137 games, 1970

BASES ON BALLS**Most Bases On Balls, Season**

713.....Birmingham, 147 games, 1984

Fewest Bases On Balls, Season

307.....Jacksonville, 140 games, 2014

Most Intentional Bases On Balls, Season

79.....Nashville, 141 games, 1978

Fewest Intentional Bases On Balls, Season

2.....Birmingham, 140 games, 2016
Chattanooga, 140 games, 2016
Jackson, 139 games, 2016
Chattanooga, 137 games, 2018
Birmingham, 138 games, 2018
Mobile, 136 games, 2019

HIT BATSMEN**Most Hit Batsmen, Season**

94.....Tennessee, 140 games, 2000

Fewest Hit Batsmen, Season

4.....Orlando, 136 games, 2000

STRIKEOUTS**Most Strikeouts, Season**

1,300.....Jackson, 139 games, 2018

Fewest Strikeouts, Season

559.....Birmingham, 134 games, 1975

WILD PITCHES**Most Wild Pitches, Season**

119.....Mississippi, 138 games, 2018

Fewest Wild Pitches, Season

33.....Chattanooga, 139 games, 1976
Mobile, 138 games, 2003

BALKS**Most Balks, Season**

66.....Birmingham, 144 games, 1988

Fewest Balks, Season

0.....Orlando, 138 games, 1975
Mobile, 138 games, 2003
Pensacola, 138 games, 2015
Mobile, 138 games, 2016

Italic indicates a single-season or single-game record that was tied or broken during the 2019 season.



FIELDING AVERAGE

Highest Fielding Average, Season
.985..... Pensacola (140 games), 2017 Montgomery (140 games), 2018
Lowest Fielding Average, Leader, Season
.953..... Knoxville (138 games), 1967

CHANCES, PUTOUTS, & ASSISTS

Most Total Chances, Season
5,778..... Jacksonville (144 games), 1995 (3,860 PO, 1,779 A, 139 E)
Most Total Chances, Game
99*..... Savannah vs. Columbus, April 14, 1973 [*23 innings (69 PO, 21 A, 9 E)]
Most Total Chances, Game (9 innings)
55..... Columbus vs. Chattanooga, April 13, 1984 (27 PO, 25 A, 3 E)
Most Total Chances, Both Clubs, Game
195*..... Savannah (99) vs. Columbus (96) *23 innings, April 14, 1973
Most Putouts, Season
3,967..... Carolina, 144 games, 1995
Most Assists, Season
1,779..... Jacksonville, 144 games, 1995
Most Assists, Game
34*..... Knoxville vs. Huntsville * 18 innings, June 10, 1990
Most Assists, Game (9 innings)
25..... Columbus vs. Chattanooga, April 13, 1984
Most Assists, Both Clubs, Game
53*..... Savannah (28) vs. Chattanooga (25) *21 innings, July 29, 1978

Italic indicates a single-season or single-game record that was tied or broken during the 2019 season.

ERRORS

Most Errors, Season
240..... Nashville (147 games), 1984
Fewest Errors, Season
76..... Montgomery (140 games), 2018
Most Errors, Game
9..... Birmingham vs. Memphis, April 17, 1971 Biloxi vs. Montgomery, April 10, 2017
Most Errors, Both Clubs, Game
12..... Savannah (6) vs. Charlotte (6), April 16, 1978
Most Errors, Both Clubs, Doubleheader
17..... Birmingham (11) vs. Knoxville (6), May 27, 1967

PASSED BALLS

Most Passed Balls, Season
42..... Macon (141 games), 1966 Asheville (140 games), 1973
Fewest Passed Balls, Season
2..... Mississippi (139 games), 2014
Most Passed Balls, Game
5..... Asheville vs. Orlando, April 15, 1973

DOUBLE & TRIPLE PLAYS

Most Double Plays, Season
182..... Charlotte (140 games), 1977
Most Double Plays, Game
6..... Several Times Last: Orlando vs. Greenville June 3, 1987
Most Double Plays, Both Clubs, Game
9... Jacksonville (5) vs. Chattanooga (4), June 4, 1979
Most Triple Plays, Season
3..... Memphis (146 games), 1984



LEAGUE MEMBERSHIP

CLUB	YEARS	YEARS IN LEAGUE
Asheville	11	1964-66, 1968-75
Biloxi	5	2015-Present
Birmingham	50	1964-65, 1967-75, 1981-Present
Carolina	21	1991-2011
Charlotte	26	1964-72, 1976-92
Chattanooga	46	1964-65, 1976-Present
Columbus	25	1964-66, 1969-90
Evansville	3	1966-68
Greenville	21	1984-2004
Huntsville	30	1985-2014
West Tenn/Jackson	22	1998-2010 (WTN), 2011-Present (JXN)
Jacksonville	50	1970-Present
Lynchburg	2	1964-65
Macon	3	1964, 1966-67
Memphis	20	1978-97
Mississippi	15	2005-Present
Mobile	25	1966, 1970, 1997-Present
Montgomery	32	1965-80, 2004-Present
Nashville	9	1978-84, 1993-94
Orlando	31	1973-2003
Pensacola	8	2012-Present
Port City	2	1995-96
Savannah	16	1968-83
Knoxville/Tennessee	52	1964-67, 1972-1999 (KNX), 2000-Present (TNS)

COMPOSITE RECORDS BY WIN PCT

CLUB	G	WON	LOST	W/L PCT.
Lynchburg	279	156	123	.559
Nashville	1290	710	580	.550
Biloxi	692	384	308	.555
Asheville	1529	799	730	.523
Montgomery	4442	2318	2124	.522
Jacksonville	7013	3584	3429	.511
Charlotte	3698	1885	1813	.510
West Tenn/Jackson	3052	1553	1499	.509
Mobile	3456	1725	1731	.499
Greenville	2953	1483	1470	.502
Huntsville	4211	2112	2099	.502
Savannah	2240	1113	1127	.497
Memphis	2857	1418	1439	.496
Chattanooga	6452	3189	3263	.494
Orlando	4353	2155	2198	.495
Birmingham	7007	3445	3562	.492
Knoxville/Tennessee	7304	3565	3739	.488
Pensacola	1110	550	560	.495
Mississippi	2068	1002	1066	.485
Columbus	3514	1705	1809	.485
Carolina	2925	1397	1528	.478
Evansville	418	199	219	.476
Macon	420	197	223	.469
Port City	282	118	164	.418



COMPOSITE PLAYOFF STANDINGS (1964-2018)

CLUB	APPEARANCES	TITLES	RUNNER-UP	WON	LOST	PCT
Mobile	8	5	1	30	20	.600
Montgomery	13	7	3	35	24	.593
Orlando	9	3	3	29	23	.558
West Tenn/Jackson	10	4	3	39	31	.557
Charlotte	8	4	2	20	17	.541
Biloxi	3	0	3	14	12	.538
Birmingham	16	7	3	50	43	.538
Jacksonville	20	6	8	64	58	.525
Carolina	7	2	2	25	24	.510
Nashville	7	2	1	19	19	.500
Huntsville	14	3	5	44	46	.489
Columbus	4	3	1	11	12	.478
Mississippi	4	1	1	11	12	.478
Greenville	9	2	2	25	29	.463
Chattanooga	15	3	4	37	46	.446
Memphis	7	1	1	15	21	.417
Knoxville/Tennessee	18	3	5	38	54	.413
Pensacola	5	1	0	7	12	.368
Savannah	5	0	1	5	12	.294
Asheville	2	1	4	1	5	.167
Lynchburg	-	1	-	-	-	----

Current Southern League members in bold. Evansville, Macon, and Port City did not qualify for the playoffs during their time in the league.

SOUTHERN LEAGUE TITLES

Most League Titles
 7.....Montgomery
 1972, 1973, 1975, 1976, 1977, 2006, 2007
 Birmingham
 1967^, 1983, 1987, 1989, 1993, 2002, 2013

Most Titles, Consecutive Years
 3.....Montgomery: 1975, 1976, 1977

Most Titles, Consecutive Appearances
 7.....Montgomery
 1972, 1973, 1975, 1976, 1977, 2006, 2007

CHAMPIONSHIP RUNNER-UP

Most Times League Runner-Up
 8.....Jacksonville
 1973*, 1974*, 1977, 1982, 1983, 1998, 2000, 2002

Most Times Runner-Up, Consecutive Appearances
 5.....Jacksonville: 1973, 1974, 1977, 1982, 1983

Most Times Runner-Up, Consecutive Years
 2.....Asheville, 1971-72, Jacksonville, 1973-74
 Orlando, 1975-76, Jacksonville, 1982-83,
 Greenville, 1988-89, Chattanooga, 1995-96,
 Huntsville, 2006-07, Biloxi, 2018-19

DIVISION SERIES

Most Division Series Titles
 14.....Jacksonville
 1977, 1982, 1983, 1987, 1990, 1996,
 2000, 2001, 2002, 2009, 2010, 2014

Most Times, Division Series Runner-Up
 10.....Tennessee
 1982, 1985, 1986, 1991, 1997,
 1998, 1999, 2003, 2007, 2013

* Before the expanded playoff format (1976), the championship series was between the two overall regular season division winners. The wild card was introduced in 1982. Montgomery (1977) and Knoxville (1978) did not face an opponent in the division series.

^Regular season SL champion, defeated Albuquerque 4-2 to win the Dixie Series championship. Neither Dixie Series (1967) or Dixie Association (1971) games (vs. Texas League competition) are included in the above composite playoff standings.

POSTSEASON APPEARANCES

Most Appearances
 20.....Jacksonville
 1973-74, 1977, 1982-83, 1986-88, 1990, 1996, 1998,
 2000-02, 2005-06, 2009-10, 2014, 2017

Most Consecutive Appearances
 6.....Nashville, 1979-84
 Birmingham, 2000-05

Longest Active Appearance Streak
 5.....Montgomery, Pensacola (2015-)

GAMES WON/LOST

Most Playoff Games
 122.....Jacksonville, 20 appearances

Most Playoff Wins
 64.....Jacksonville, 20 appearances

Most Playoff Losses
 58.....Jacksonville, 20 appearances

Highest Playoff Winning Percentage
 .600.....Mobile (30-20), 8 appearances

Lowest Playoff Winning Percentage
 .167.....Asheville (1-5), 2 appearances

HALVES WON

Most Halves Won
 21.....Jacksonville
 1st: 1982, '86, '96, '98, 2001, '05, '06, '10
 2nd: 1977, '82, '83, '87, '90, '96,
 2000, '01, '02, '09, '10, '14, '17

Most First-Halves Won
 10.....Birmingham
 1983, '87, '89, '91, 2000, '02, '08, '09, '11, '13

Most Second-Halves Won
 13.....Jacksonville
 1977, '82, '83, '87, '90, '96,
 2000, '01, '02, '09, '10, '14, '17

Most Times Winning Both Halves
 4.....Jacksonville: 1982, 1996, 2001, 2010

Most Consecutive Halves Won
 4.....Tennessee, 2009-2011
 Pensacola, 2015-2017

2019 SOUTHERN LEAGUE ATTENDANCE

CLUB	TOTAL	AVERAGE	OPENINGS
Birmingham	379,707	5,424	70
Jacksonville	327,388	4,960	66
Pensacola	296,095	4,354	68
Tennessee	280,708	4,319	65
Chattanooga	228,662	3,518	65
Montgomery	216,839	3,189	68
Mississippi	163,841	2,482	66
Biloxi	146,845	2,331	63
Jackson	107,131	1,756	61
Mobile	95,087	1,585	60
Regular Season Total	2,242,303	3392	652
Postseason Attendance	27,588		
All-Star Game	4,209		
League Total	2,274,100		

YEARLY SOUTHERN LEAGUE ATTENDANCE

YEAR	ATTENDANCE	YEAR	ATTENDANCE	YEAR	ATTENDANCE	YEAR	ATTENDANCE
1964	484,180	1978	1,054,658	1992	2,318,080	2006	2,445,800
1965	380,094	1979	1,482,437	1993	2,408,578	2007	2,517,817
1966	362,180	1980	1,761,192	1994	2,589,072	2008	2,460,838
1967	240,566	1981	1,911,436	1995	2,260,750	2009	2,284,201
1968	324,487	1982	1,909,527	1996	2,091,070	2010	2,209,830
1969	333,516	1983	1,707,506	1997	2,305,073	2011	2,175,505
1970	358,354	1984	1,617,454	1998	2,394,208	2012	2,152,852
1971	333,906	1985	1,434,294	1999	2,332,712	2013	2,316,591
1972	434,274	1986	1,604,758	2000	2,424,846	2014	2,367,710
1973	443,812	1987	1,557,052	2001	2,403,948	2015	2,364,879
1974	491,580	1988	1,554,943	2002	2,261,781	2016	2,325,870
1975	398,802	1989	1,663,735	2003	2,283,659	2017	2,339,085
1976	566,329	1990	1,859,367	2004	2,445,989	2018	2,261,834
1977	540,303	1991	2,127,828	2005	2,416,231	2019	2,242,303

ATTENDANCE RECORDS

Highest Single Season Attendance, League
 2,589,072.....1994 Season


Highest Single Season Attendance, Club
 575,676.....Nashville, 1980

Highest Single Game Attendance
 22,315.....Nashville, August 18, 1982



BASEBALL STADIUM SIGNAGE

amigraphics.com • 603-664-7174



CUSTOM FLAGS



AMERICAN FLAGS

223 Drake Hill Rd. Strafford, NH 03884
amigraphics.com | 603-664-7174

© All Minor League Baseball trademarks and copyrights are used with permission. All rights reserved. Visit MLB.com.

INDIVIDUAL RECORDS



**GAMES PLAYED**

Most Games Played, Season
146.....Doug Baker, Birmingham, 1983
Jesus Alfaro, Charlotte, 1984

AT BATS

Most Times At-Bat, Season
588.....Stan Younger, Birmingham, 1981

Most Times At-Bat, Game
11.....*Jesus de la Rosa, Columbus, April 14, 1973
*Kenneth Reed, Columbus, April 14, 1973
*Toy McCord, Savannah, April 14, 1973
*23-inning game

RUNS

Most Runs Scored, Season
129.....Mike Neill, Huntsville, 1997

Most Runs Scored, Game
6.....Ted Kubiak, Birmingham, August 12, 1965
Kenneth Smith, Savannah, May 21, 1979

BATTING AVERAGE

Highest Batting Average, Season
.385.....Kevin Coughlin, Birmingham, 1995

Lowest Batting Average, Leader, Season
.297.....Minnie Mendoza, Charlotte, 1967

ON-BASE PERCENTAGE*

Highest On-Base Percentage, Season
.457.....Jeremy Hermida, Carolina, 2005

Lowest On-Base Percentage, Season
.384.....Nick Solak, Montgomery, 2018

SLUGGING PERCENTAGE*

Highest Slugging Percentage, Season
.626.....Paul Goldschmidt, Mobile, 2011

Lowest Slugging Percentage, Season
.497.....Joc Pederson, Chattanooga, 2013

OPS*

Highest OPS, Season
1.061.....Paul Goldschmidt, Mobile, 2011

Lowest OPS, Leader, Season
.849.....Kevin Medrano, Jackson, 2018
Rudy Flores, Jackson, 2018

RUNS BATTED IN

Most Runs Batted In, Season
146.....Gabe Kapler, Jacksonville, 1998

Most Runs Batted In, Game
9.....Tommie Reynolds, Birmingham, Sept. 9, 1964
Mike Reinbach, Asheville, June 12, 1972
Jose Canseco, Huntsville, June 24, 1985
Butch Garcia, Charlotte, August 4, 1989
Jake Marisnick, Jacksonville, May 30, 2013
Trent Giambrone, Tennessee, July 5, 2018

TOTAL BASES

Most Total Bases, Season
319.....Gabe Kapler, Jacksonville, 1998

Most Total Bases, Game
17.....George Kalafatis, Montgomery, July 1, 1969
(1-1B, 4-HR)
Jon Griffin, Mobile, May 21, 2014
(1-1B, 4-HR)

HITS

Most Hits, Season
187.....Kevin Rhomberg, Chattanooga, 1981

Most Hits, Game
6.....14 times
Last: Jim Gallagher, Birmingham, April 18, 2010

Most Hits, Doubleheader
9.....Jose Olmeda, Greenville, July 16, 1993

Most Extra-Base Hits, Season
81.....Gabe Kapler, Jacksonville, 1998
(47-2B, 6-3B, 28-HR)

Most Extra-Base Hits, Game
5.....Mike Brown, Carolina, April 16, 1994
(4-2B, 1-3B)

Most Total Bases On Extra-Base Hits, Season
224.....Gabe Kapler, Jacksonville, 1998
(47-2B, 6-3B, 28-HR)

Most Singles, Season
155.....Buck Showalter, Nashville, 1980

Most Singles, Game
6.....Daniel Rourke, Knoxville, April 29, 1974
Mike Randle, Orlando, July 3, 1989

Most Doubles, Season
47.....Gabe Kapler, Jacksonville, 1998
Robert Fick, Jacksonville, 1998

Most Doubles, Game
4.....Mike Brown, Carolina, April 16, 1994
Jimmy Rohan, Jacksonville, July 26, 2006
Miguel Sano, Chattanooga, June 26, 2015

Most Triples, Season
19.....Alan Trammell, Montgomery, 1977

Most Triples, Game
3.....Henry Flesh, Charlotte, April 12, 1977
Donn Seidholz, Knoxville, May 17, 1977
Albert Hall, Savannah, April 17, 1981
Ivan Calderon, Chattanooga, April 19, 1983
Paul Hollins, Chattanooga, April 20, 1986
Robinson Chirinos, Tennessee, May 15, 2008

Most Home Runs, Season
42.....Tim Laudner, Orlando, 1981

Most Home Runs, Game
4.....George Kalafatis, Montgomery, July 1, 1969
Jon Griffin, Mobile, May 21, 2014

Most Grand Slams, Season
4.....Shane Monahan, Memphis, 1997

Hit For The Cycle.....45 times
Last: Jim Haley, Montgomery, August 23, 2019

Complete List on Page 118

Italic indicates a single-season or single-game record that was tied or broken during the 2019 season.

**Since 2005 when MLBAM began tracking statistics*

SACRIFICE HITS

Most Sacrifice Hits, Season
25.....Angel Escobar, Huntsville, 1989

Most Sacrifice Hits, Game
3.....Robert Lasko, Columbus, June 24, 1966
Jim MacDonnell, Asheville, July 2, 1971
Gary Weinberger, Jacksonville, July 17, 1986
Tony Womack, Carolina, August 12, 1995
Omar Poveda, Jacksonville, July 22, 2011
Matt Tomshaw, Jacksonville, July 25, 2017
Alex Lange, Tennessee, July 30, 2019

Most Sacrifice Flies, Season
15.....Jason Wood, Huntsville, 1994

Most Sacrifice Flies, Game
3.....Kevin Sliwinski, Knoxville, September 2, 1985
Henry Manning, Birmingham, April 25, 1995

BASE ON BALLS

Most Base On Balls, Season
128.....Gary Jones, Huntsville, 1986

Most Base On Balls, Game
6.....Joey Rickard, Montgomery, July 7, 2015

Most Intentional Base On Balls, Season
18.....Troy Neel, Huntsville, 1991
Carlos Delgado, Knoxville, 1993

Most Intentional Base On Balls, Game
4.....*Jack Pierce, Savannah, August 7, 1972
*17 innings, 1st game of DH

STOLEN BASES

Most Stolen Bases, Season
102.....Donell Nixon, Chattanooga, 1984

Most Stolen Bases, Game
6.....Alexis Marte, Orlando, June 25, 1986

Most Times Caught Stealing, Season
30.....Mike Cole, Greenville, 1984

Most Times Caught Stealing, Game
3.....Pablo Martinez, Greenville, May 29, 1999

STRIKEOUTS

Most Strikeouts, Season
218....Rondal Rollin, Birmingham (140 games), 1987

Most Strikeouts, Game
6.....Denny Almonte, Jackson, April 15, 2012
*16 innings

Fewest Strikeouts, Season
5.....Ike Futch (535 PA), Columbus, 1964

HIT BY PITCH

Most Times Hit By Pitch, Season
32.....Rusty Crockett, Charlotte, 1990

Most Times Hit By Pitch, Game
3.....Several Times
Last: Joe Cronin, Pensacola, April 17, 2019

DOUBLE PLAYS

Most Times Ground Into Double Play, Season
32.....Carlos Lee, Birmingham, 1998

Most Times Ground Into Double Play, Game
3.....23 Times
Last: Lucius Fox, Montgomery, April 21, 2019

REACH ON INTERFERENCE

Most Times Awarded First On Interference, Season
8.....Charles Chant, Birmingham, 1972
Jim Scranton, Jacksonville, 1983

BATTING STREAKS

Longest Hitting Streak
33 games.....Greg Tubbs, Greenville
July 28-August 29, 1987 (49 hits; 8-2B, 3-3B, 1-HR)

Longest Home Hitting Streak*
19 games.....5x
MR: Cedric Hunter, Mississippi, Jul 20 - Aug. 31, 2014

Longest Road Hitting Streak*
26 games.....C.J. Retherford, Birmingham
April 13 - June 19, 2009

Longest On-Base Streak*
53 games.....Mat Gamel, Huntsville
April 13 - June 7, 2008

Longest Home On-Base Streak*
42 games.....Brent Rooker, Chattanooga
April 18 - July 14, 2018

Longest Road On-Base Streak*
42 games.....Matt Young, Mississippi
April 14 - July 10, 2009

Most Consecutive Hits
11.....Matt Young, Mississippi, July 24-27, 2008

Most Consecutive Multi-Hit Games*
9....Tyler Kuhn, Birmingham, June 29 - July 17, 2011
Eloy Jimenez, Birmingham, April 30 - May 9, 2018

Most Consecutive Games, Home Run
6.....Derrek Lee, Memphis, June 2-8, 1996
Peter O'Brien, Jacksonville, June 6-11, 2018

Most Consecutive Games, Run Scored
17.....Mark Sobolewski, Huntsville
April 17 - May 4, 1994 (22 runs scored)

Most Consecutive Games, Season, No Strikeouts
91.....Ike Futch, Columbus, 1964

Italic indicates a single-season or single-game record that was tied or broken during the 2019 season.

**Since 2005 when MLBAM began tracking statistics*



WINNING PERCENTAGE

Highest Winning Percentage, Season
 .923.....Tommy Kramer (12-1), Chattanooga, 1995
Lowest Winning Percentage, Leader
 .667.....Will Savage (12-6), Chattanooga, 2011

EARNED RUN AVERAGE

Lowest Earned Run Average, Qualifier, Season
 1.21.....Travis Wood, Carolina, 2009
Highest Earned Run Average, Leader
 3.63.....Russ Herbert, Birmingham, 1997

COMPLETE GAMES

Most Complete Games, Season
 20.....Ken Dixon, Charlotte, 1984
Most Consecutive Complete Games, Season
 10.....Paul Siebert, Columbus, June 13-July 28, 1974
 Ronald Bell, Chatt., May 31-July 16, 1977

SHUTOUTS

Most Shutouts, Season
 6.....Chips Swanson, Montgomery, 1973
 George Cappuzzello, Montgomery, 1980

Most Consecutive Shutouts

3.....Herb Hutson, Asheville, 1972
 vs. Knoxville, May 15
 vs. Jacksonville, May 26
 vs. Charlotte, May 31

Greg Thayer, Orlando, 1975
 vs. Montgomery, August 12
 vs. Birmingham, August 17
 vs. Birmingham, August 22

Roy Branch, Jacksonville, 1977
 vs. Knoxville, August 11
 vs. Montgomery, August 15
 vs. Montgomery, August 22

Ralph Treuel, Montgomery, 1978
 vs. Chattanooga, August 11
 vs. Charlotte, August 15
 vs. Memphis, August 19

Longest Extra-Inning Shutout By Inning

13.....Bill Campbell, Charlotte vs. Montgomery
 June 4, 1972

GAMES

Most Games Pitched, Season
 78.....Laddie Renfroe, Charlotte, 1989
Most Games Started, Season
 35.....Jose Mesa, Knoxville, 1987
Most Consecutive Games Started, Season
 35.....Jose Mesa, Knoxville, 1987

INNINGS PITCHED

Most Innings Pitched, Season
 240.0.....Ken Dixon, Charlotte, 1984
Most Innings Pitched, Game
 15.0.....William Whitby, Charlotte vs. Knoxville
 July 25, 1965

WINS

Most Wins, Season
 20.....Manly Johnston, Lynchburg, 1964
Most Consecutive Wins
 12.....5 times
 Last: Arnie Munoz, Birmingham
 April 5, 2002 - May 13, 2004

Most Wins Against One Club, Season
 6.....Bill Ferrell, Charlotte vs. Knoxville, 1967
Most Consecutive Calendar Days, Winner
 3.....Milt Osteen, Knoxville; July 3-4-5, 1965
 Ed Nottle, Evansville; May 30-June 1, 1968

LOSSES

Most Losses, Season
 17.....Kent Bottenfield, Jacksonville, 1989
Most Consecutive Losses
 17.....Tyler Pike, Jackson/Mississippi
 August 16, 2014 - August 5, 2018
Most Losses Against One Club, Season
 6.....Robert Galasso, Asheville vs. Knoxville, 1973

SAVES/RELIEF APPEARANCES

Most Saves, Season
 37.....Matt Peterson, Jacksonville, 2009
Most Consecutive Saves, Season
 24.....Gabriel Moya, Jackson/Chattanooga
 April 10-August 29, 2017

Most Games In Relief, Season
 76.....Garland Shifflett, Charlotte, 1968
 Laddie Renfroe, Charlotte, 1989
 Pete Delkus, Orlando, 1989

Most Consecutive Games In Relief, Season
 76.....Pete Delkus, Orlando
 April 17-August 31, 1989

Most Games Finished In Relief, Season
 62.....Garland Shifflett, Charlotte, 1968
Most Consecutive Games Finished In Relief, Season
 40.....Jim Benedict, Memphis
 April 13-August 6, 1985

MISCELLANEOUS

Most Low-Hit Complete Games, Season
 8.....Walter "Buddy" Harris, Columbus, 1970
 (1-2H, 1-3H, and 6-4H)

Most At-Bats Against, Season
 886.....Ken Dixon, Charlotte, 1984

Most At-Bats Against, Game
 42.....Richard Ramos, Memphis vs. Savannah
 August 6, 1979

Most At-Bats Against, Extra-Inning Game
 53.....William Whitby, Charlotte vs. Knoxville
 July 25, 1965

Most Decisions, Season
 27.....Manly Johnston, Lynchburg (20-7), 1964
 Bryan Oelkers, Orlando (16-11), 1984
 Doug Simons, Orlando (15-12), 1990



BATTERS RETIRED

Most Consecutive Batters Retired, Single Game
 27.....Chips Swanson, Montgomery vs. Savannah
 August 14, 1970 (perfect game)
 Tyler Mahle, Pensacola vs. Mobile
 April 22, 2017 (perfect game)

RUNS ALLOWED

Most Consecutive Scoreless Innings
 49.0.....Brad Thompson, Tennessee
 April 14-May 19, 2004

Most Runs Allowed, Season
 131.....Jose Mesa, Knoxville, 1987

Most Runs Allowed, Game
 14.....John Kaufman, Orlando vs. Greenville
 May 10, 1999

Most Runs Allowed, Inning
 11.....Dennis Stegman, Birmingham vs. Savannah
 June 11, 1974 (1st game of DH, all unearned)
 Jose Made, Tennessee vs. Carolina
 August 31, 2008 (8th inning, all earned)

EARNED RUNS ALLOWED

Most Earned Runs Allowed, Season
 112.....Jose Mesa, Knoxville, 1987

Most Earned Runs Allowed, Game
 12.....8 times
 Last: Moises Hernandez, Jackson vs. Tennessee
 August 8, 2015

Most Earned Runs Allowed, Inning
 11.....Jose Made, Tennessee vs. Carolina
 August 31, 2008 (8th inning)

HITS ALLOWED

Most Consecutive Innings, No Hits Allowed
 16.1.....Robert Long, Charlotte
 May 23-June 23, 1987

Most Hits Allowed, Season
 238.....Jose Lizondro, Lynchburg, 1964

Most Hits Allowed, Game
 18.....Dennis O'Toole, Mobile vs. Birmingham
 June 11, 1970

Most Hits Allowed, Inning
 11.....Craig Glassco, Jacksonville vs. Birmingham
 July 19, 1970 (1st game of DH)

HOME RUNS ALLOWED

Most Home Runs Allowed, Season
 30.....Ken Larsen, Asheville, 1964
Most Home Runs Allowed, Game
 6.....Leo Williams, Knoxville vs. Asheville
 August 24, 1974

Most Home Runs Allowed, Inning
 4.....Leo Williams, Knoxville vs. Asheville
 August 24, 1974 (8th inning)
 Robbie Smith, Orlando vs. Chattanooga
 April 24, 1987 (3rd inning)

STRIKEOUTS

Most Strikeouts, Season
 225.....Chris Floethe, Birmingham, 1971

Most Strikeouts, Game
 18.....Mike Boddicker, Charlotte vs. Knoxville
 June 7, 1979

Most Games, 10 or More Strikeouts, Season
 11.....Chris Floethe, Birmingham, 1971
 Doug Koniczny, Columbus, 1973

Most Consecutive Strikeouts
 8.....Jim Jefferson, Chattanooga vs. Charlotte
 April 15, 1988

Dan Miceli, Carolina vs. Memphis
 May 6, 1996

Anthony Reyes, Tennessee vs. Jacksonville
 August 16, 2004

Nik Turley, Chattanooga vs. Tennessee
 April 25, 2017

Most Strikeouts, Inning
 5.....Tom Dukes, Columbus vs. Chattanooga
 June 6, 1964 (5th inning)

Most Strikeouts, Both Starters, Game
 26.....Don Secrist, Knoxville (13)
 and Larry Loughlin, Macon (13)
 June 28, 1966

Most Strikeouts, Two Consecutive Games
 29.....James Nash, Mobile
 June 5 (16) and June 10 (13), 1966



BASE ON BALLS

Most Consecutive Innings, No Base On Balls43.0.....Randy Leek, Jacksonville
August 2, 2002 - May 18, 2004**Most Base On Balls, Season**

146.....Scott Elam, Knoxville, 1982

Most Base On Balls, Game12.....Bob Galasso, Asheville vs. Savannah
July 2, 1973
Ken Kravec, Knoxville vs. Birmingham
August 3, 1973
Jose Alfaro, Columbus vs. Chattanooga
April 26, 1977**Most Base On Balls, Inning**6.....J. Luke Walker, Asheville vs. Chattanooga
5th inning (consecutive), May 11, 1964James Brown, Knoxville vs. Columbus
2nd inning (consecutive), September 2, 1964Bob Galasso, Asheville vs. Orlando
3rd inning (consecutive), June 24, 1973Jerome Donahue, Montgomery vs. Jacksonville
July 6, 1973Barry Smith, Knoxville vs. Orlando
1st inning (2nd game), June 26, 1976Thornton "Bean" Stringfellow, Greenville vs. Knoxville
April 19, 1986**Fewest Base On Balls, Extra-Inning Game**0.....Ron Zuber, Savannah vs. Columbus
12 innings, May 16, 1970**Most Consecutive Games In Relief, No Base On Balls**16.....Malcomb Warren, Asheville
May 3-July 2, 1968

INTENTIONAL BASE ON BALLS

Most Intentional Base On Balls, Season

18.....Geoff Combe, Nashville, 1978

Most Intentional Base On Balls, Game5.....Danny Fife, Montgomery vs. Savannah
August 7, 1982**Most Intentional Base On Balls, Inning**3.....Ed Nottle, Evansville vs. Asheville
9th inning, May 7, 1968Chuck Sprinkle, Savannah vs. Montgomery
13th inning, August 23, 1971Ramon de los Santos, Columbus vs. Jacksonville
9th inning, August 23, 1975Ronald Bell, Chattanooga vs. Columbus
6th inning (1st game), July 16, 1977Geoff Combe, Nashville vs. Knoxville
April 17, 1978

WILD PITCHES

Most Wild Pitches, Season

38.....Jared Mortensen, Montgomery, 2016

Most Wild Pitches, Game5.....Several Times
Last: Felix Pena, Tennessee vs. Mobile, May 30, 2015**Most Wild Pitches, Inning**4.....Jackie Brown, Savannah vs. Columbus
7th inning, June 30, 1969
Frank MacCormack, Montgomery vs. Memphis
2nd inning, May 18, 1979
Brian West, Birmingham vs. Greenville
3rd inning, April 5, 2003
Jeff Kamrath, Montgomery vs. Birmingham
4th inning (2nd game), May 9, 2008

BALKS

Most Balks, Season

13.....Gino Minutelli, Chattanooga, 1990

Most Balks, Game4.....Greg Thayer
Orlando vs. Columbus, April 16, 1976**Most Balks, Inning**3.....Roy Bethel, Columbus vs. Asheville
8th inning, April 23, 1972

SACRIFICES ALLOWED

Most Sacrifice Hits Allowed, Season18.....William Gilbreth, Montgomery, 1970
Danny Vossier, Charlotte, 1972**Most Sacrifice Hits Allowed, Game**4.....4 times
Last: Mike Jeffcoat
Chattanooga vs. Knoxville, June 1, 1982**Most Sacrifice Flies Allowed, Season**

15.....Rob Mattson, Memphis, 1995

Most Sacrifice Flies Allowed, Game4.....Danilo Leon
Jacksonville vs. Huntsville, July 15, 1989

HIT BATTERS

Most Hit Batters, Season

22.....Howard Bailey, Montgomery, 1980

Most Hit Batters, Game4.....Several Times
Last: Dallas Buck, Carolina vs. Mobile, May 18, 2011**Most Hit Batters, Inning**4.....Rick Cerey, Carolina vs. Greenville
7th Inning, July 28, 2002

FIRST BASEMEN, GAME

Chances33*.....Tommie Aaron, Savannah, April 14, 1973
*23 innings (31 PO, 2 A)**Putouts**31*.....Tommie Aaron, Savannah, April 14, 1973
*23 innings**Assists**6.....Manny Salinas, Memphis, August 23, 1989
Eddie Pearson, Birmingham, July 13, 1977**Errors**

4.....Sean Coughlin, Mobile, August 24, 2010

Double Plays6.....Donald Bowman, Charlotte, June 5, 1981
Greg Morhardt, Orlando, June 3, 1987
Mitch Garver, Chattanooga, April 10, 2016

FIRST BASEMEN, SEASON

Highest Fielding Average

.999.....Patrick Leonard, Biloxi, 2019

Lowest Fielding Average, Leader

.984.....Rogelio Álvarez, Knoxville-Evansville, 1967

Games142.....Mike Laga, Birmingham, 1981
Andres Galarraga, Jacksonville, 1984
Kevin Sliwinski, Knoxville, 1986**Chances**1,386.....Sal Rende, Chattanooga, 1978
(1,292 PO, 81 A, 13 E)**Putouts**

1,292.....Sal Rende, Chattanooga, 1978

Assists

127.....Joey Votto, Chattanooga, 2006

Errors

29.....Jesus de la Rosa, Columbus, 1973

Fewest Errors, Qualifier

2.....Cameron Seitzer, Montgomery, 2014

Most Consecutive Errorless Games93.....Patrick Leonard, Biloxi, April 1 - Aug. 5, 2019
(677 PO, 53 A)**Double Plays**

139.....Kevin Sliwinski, Knoxville, 1986

Fewest Double Plays, Qualifier

55.....Stephen Wrenn, Savannah, 1970

SECOND BASEMEN, GAME

Chances20.....Allen Richardson, Orlando, July 25, 1989
*17 Innings (7 PO, 442 A, 21 E)**Putouts**13*.....Scott Earl, Birmingham, May 12, 1983
*14 innings**Assists**12.....*Allen Richardson, Orlando, July 25, 1989
*17 innings
*Darrell Woodard, Birmingham, Sept. 1, 1981
*13 innings**Errors**4.....Eric Owens, Chattanooga, April 16, 1994
*Austin Manahan, Orlando, April 23, 1995
*18 innings
David Newhan, Huntsville, July 14, 1997**Double Plays**5.....14 times
Last: Alex Blandino, Pensacola, August 9, 2016

SECOND BASEMEN, SEASON

Highest Fielding Average

.995.....Richard Lewis, West Tenn, 2004

Lowest Fielding Average, Leader

.969.....Robert Gilhooley, Montgomery, 1968

Games

145.....Tim Raines, Memphis, 1979

Chances823.....Tom Eaton, Charlotte, 1980
(360 PO, 442 A, 21 E)**Putouts**

360.....Tom Eaton, Charlotte, 1980

Assists

456.....Robert Andrews, Asheville, 1973

Errors

32.....Al Newman, Memphis, 1982

Fewest Errors, Qualifier

2.....Richard Lewis, West Tenn, 2004

Most Consecutive Errorless Games57.....Jeffrey L. Jacobson, Charlotte
June 3 - Aug. 4, 1985 (119 PO, 122 A)**Double Plays**

144.....Wayne Krenchicki, Charlotte, 1977

Fewest Double Plays, Qualifier

38.....Fernando Cortez, Montgomery, 2004



THIRD BASEMEN, GAME

Chances
12.....Cesar Nicolas, Mobile, May 27, 2008
Putouts
7.....Bob Christian, Montgomery, April 24, 1967
Harold Thomasson, Jacksonville, April 20, 1976
Thomas Twellman, Columbus, June 5, 1976
Assists
10.....Minnie Mendoza, Charlotte, May 17, 1971
Gary Gaetti, Orlando, May 16, 1981
Errors
4.....8 times
Last: Jemel Spearman, April 17, 2007
Double Plays
4.....Thomas Twellman, Columbus, June 5, 1976
Cesar Nicolas, May 27, 2008

THIRD BASEMEN, SEASON

Highest Fielding Average
.986.....David Vidal, Pensacola, 2012
Lowest Fielding Average, Leader
.901.....Michael Macha, Savannah, 1977
Games
144.....Dave Hoeksema, Jacksonville, 1984
Chances
464.....Gary Caraballo, Memphis, 1994
(112 PO, 323 A, 29 E)
Putouts
142.....Bill Pecota, Memphis, 1984
Assists
323.....Gary Caraballo, Memphis, 1994
Errors
50.....Luis De Los Santos, Memphis, 1986
Fewest Errors, Qualifier
3.....David Vidal, Pensacola, 2012
Most Consecutive Errorless Games
47.....Jason Vosler, Tennessee
May 8-July 3, 2017
Double Plays
35.....Mike Coolbaugh, Huntsville, 1997
Fewest Double Plays, Qualifier
7.....Gabe Alvarez, Memphis, 1996
Rico Washington, Mobile, 2003

SHORTSTOPS, GAME

Chances
20*.....Francisco Matos, Huntsville, June 17, 1991
*20 innings
Putouts
11.....*Joseph Monty, Columbus, June 9, 1969
*15 innings
*Brian Murphy, Columbus, June 20, 1969
*11 innings
Assists
13.....Doug Stokke, Columbus, April 29, 1979
Errors
5.....Joseph Robinson, Birmingham, April 17, 1971
Kelly Heath, Jacksonville, July 1, 1978
Kelly Gruber, Chattanooga, April 15, 1982
Peter Venturini, Birmingham, July 21, 1986
Alex Arias, Charlotte, July 23, 1990
Double Plays
5.....9 times
Last: Zach Vincej, Pensacola, August 9, 2016

SHORTSTOPS, SEASON

Highest Fielding Average
.991.....Zach Vincej, Pensacola, 2016
Lowest Fielding Average, Leader
.939.....Dave Concepcion, Asheville, 1969
Games
146.....Doug Baker, Birmingham, 1983
Chances
808.....Alfonso Garcia, Asheville, 1974
(250 PO, 510 A, 48 E)
Putouts
278.....Rob Picciolo, Birmingham, 1975
Assists
510.....Alfonso Garcia, Asheville, 1974
Errors
56.....Otis Nixon, Nashville, 1981
Fewest Errors, Qualifier
4.....Zach Vincej, Pensacola, 2016
Most Consecutive Errorless Games
49.....Zach Vincej, Pensacola
June 27-August 24, 2016
Double Plays
111.....James Smith, Charlotte, 1977
Fewest Double Plays, Qualifier
35.....Jimmy Kelly, Knoxville, 1988



OUTFIELDERS, GAME

Chances
13.....Glenn Wilson, Birmingham, August 11, 1981
(12 PO, 1 A)
Putouts
12.....Barry Morgan, Montgomery, 1967
Jeff Williams, Nashville, August 31, 1984; 12 inn.
Kurt Airoso, Jacksonville, April 25, 1999; 10 inn.
Keenyn Walker, Birmingham, June 2, 2013
Assists
4.....Brian McCall, Lynchburg, June 5, 1964
James Arline, Savannah, July 2, 1977
Tom Wiedenbauer, Columbus, June 29, 1979
Errors
4.....Cesar Hernandez, Jacksonville, July 30, 1989
Double Plays
2.....20 times
Last: Kelly Dugan, Jackson, August 12, 2017

OUTFIELDERS, SEASON

Highest Fielding Average
1.000.....9 times
Last: Nathan Lukes, Montgomery, 2018
(258 PO, 8 A, 4 DP)
Lowest Fielding Average, Leader
.978.....Paul Pavelko, Montgomery, 1968
Games
144.....Derwin McNealy, Knoxville, 1984
Ben Johnson, Mobile, 2004
Chances
433.....Mike Ondina, Jacksonville, 1974
(405 PO, 23 A, 5 E)
Sil Campusano, Knoxville, 1986
(401 PO, 17 A, 15 E)
Putouts
405.....Mike Ondina, Jacksonville, 1978
Assists
25.....Barry Morgan, Montgomery, 1967
Errors
22.....Jesus de la Rosa, Columbus, 1974
Fewest Errors, Qualifier
0.....9 times
Last: Nathan Lukes, Montgomery, 2018
(258 PO, 8 A, 4 DP)
Double Plays
9.....Jeremy Owens, Montgomery, 2006

CATCHERS, GAME

Chances
26*.....*John Hicks, Jackson, April 21, 2014
*18 innings (21 PO, 5 A)
Putouts
23*.....Howard Wood, Evansville, May 9, 1968
*18 innings
Assists
7.....Steve Liddle, Orlando, August 8, 1987
*Islay Molina, Huntsville, July 24, 1995
*12 innings
Errors
4.....Josh Phelps, Tennessee, May 1, 2000
Double Plays
3.....7 times
Last: Luke Maile, Montgomery, May 10, 2014
Passed Balls
5.....Terry Clapp, Asheville, April 15, 1973

CATCHERS, SEASON

Highest Fielding Average
1.000.....Jesus Sucre, Jackson, 2012
Ronnie Freeman, Mobile, 2015
Lowest Fielding Average, Leader
.982.....John McLaren, Columbus, 1973
Games
131.....Dave Van Gorder, Nashville, 1979
Willie Royster, Charlotte, 1981
Chances
1002.....Mark Davis, Mobile, 1998
Putouts
920.....Mark Davis, Mobile, 1998
Assists
120.....Brian Moon, Huntsville, 2000
Errors
26.....Reginald Baldwin, Columbus, 1977
Fewest Errors, Qualifier
0.....Jesus Sucre, Jackson, 2012
(690 PO, 79 A)
Ronnie Freeman, Mobile, 2015
(455 PO, 37 A)
Most Consecutive Errorless Games
88.....Jesus Sucre, Jackson
April 5-September 3, 2012 (690 PO, 79A)
Double Plays
15.....Frederico Velazquez, Birmingham, 1968
William Ferguson, Asheville, 1970
Passed Balls
35.....John Griffin, Macon, 1966
Fewest Passed Balls, Qualifier
1.....Braeden Schlehuder, Mississippi, 2014



PITCHERS, GAME

Chances
 9.....*Michael Burns, Montgomery, August 5, 1977
 * 7-inning game (Game 2 of doubleheader)
 Rich Stoll, Jacksonville, June 12, 1984
 John Salles, Charlotte, June 7, 1991

Putouts
 6.....Lewis Olsen, Jacksonville, July 5, 1977
 Colin McLaughlin, Knoxville, June 22, 1981

Assists
 9*.....Michael Burns, Montgomery, August 5, 1977
 * 7-inning game (Game 2 of doubleheader)

Errors
 4.....Josh Hall, Chattanooga, July 13, 2002

Double Plays
 3.....Tim Stoddard, Charlotte, May 1, 1977
 Jeffrey E. Gilbert, Charlotte, May 30, 1985

PITCHERS, SEASON

Games
 78.....Laddie Renfro, Charlotte, 1989

Chances
 69.....Robin Fuson, Chattanooga, 1982
 (32 PO, 37 A)

Putouts
 32.....Robin Fuson, Chattanooga, 1982

Assists
 51.....Mark Langston, Chattanooga, 1983

Errors
 10.....Marcus Moore, Knoxville, 1992
 Ryan Kibler, Carolina, 2002

Consecutive Errorless Games
 77.....Garland Shifflett, Charlotte
 April 18-Sept. 1, 1968
 (10 PO, 34 A)

Double Plays
 9.....Lee Guetterman, Chattanooga, 1984

Italic indicates a single-season or single-game record that was tied or broken during the 2019 season.



BATTING CHAMPIONS

YEAR	PLAYER	CLUB	AVG	G	AB	R	H	TB	2B	3B	HR	RBI	SO	BB	SB
1964	Len Boehmer	MAC	.329	140	511	85	168	254	32	3	16	81	41	41	7
1965	Gerald Reimer	KNOX	.310	132	506	72	157	240	24	7	15	74	42	33	7
1966	John Fenderson	KNOX	.324	115	429	80	139	216	14	15	11	87	99	34	19
1967	Minnie Mendoza	CHAR	.297	134	528	62	157	180	21	1	0	40	24	27	16
1968	Arlie Burge	ASH	.317	123	438	73	139	190	22	4	7	36	42	36	10
1969	Don Anderson	ASH	.324	133	472	83	153	250	25	9	18	100	74	69	1
1970	Steve Brye	CHAR	.307	106	374	52	115	170	17	10	6	48	39	53	3
1971	Minnie Mendoza	CHAR	.316	131	516	80	163	90	18	3	1	55	46	43	9
1972	Mike Reinbach	ASH	.346	136	488	123	169	301	32	5	30	109	81	97	10
1973	Rob Andrews	ASH	.309	138	541	98	167	226	25	11	4	80	67	52	5
1974	Nyles Nyman	KNOX	.325	125	510	87	166	221	25	9	4	69	59	48	24
1975	Chuck Heil	ASH	.322	115	423	60	136	189	15	4	10	57	35	28	3
1976	Larry Foster	KNOX	.311	106	338	53	105	160	14	1	13	57	72	82	10
1977	Mark Corey	CHAR	.310	133	409	76	152	233	26	5	15	76	82	50	10
1978	Joe Gates	KNOX	.332	133	485	85	161	201	18	5	4	53	73	57	38
1979	Joe Charboneau	CHA	.352	109	372	70	131	222	24	2	21	78	49	47	6
1980	Chris Bando	CHA	.349	121	404	78	141	214	31	3	12	73	49	68	1
1981	Kevin Rhomberg	CHA	.366	141	511	104	187	242	24	14	1	55	59	84	74
1982	Ken Baker	BIR	.342	112	409	67	140	213	24	5	13	70	37	64	9
1983	Ivan Calderon	CHA	.311	139	546	92	170	267	34	15	11	80	70	34	25
1984	Doc Estes	GRN	.341	138	510	94	174	220	22	6	4	87	35	78	25
1985	Bruce Fields	BIR	.323	114	421	59	136	174	24	4	2	41	50	54	9
1986	Brick Smith	CHA	.344	128	474	80	163	274	38	2	23	101	36	63	3
1987	David Myers	CHA	.328	120	488	72	160	224	33	2	9	69	33	30	1
1988	Wallace Davis	CHAR	.301	101	412	62	124	200	23	7	13	82	40	24	17
1989	Scott Leius	ORL	.303	99	346	49	105	143	22	2	4	45	74	38	3
1990	Adam Casillas	CHA	.336	123	378	56	127	165	27	1	3	64	29	76	2
1991	Jim Bowie	JAX	.310	123	448	51	139	194	25	0	10	67	67	36	3
1992	Scott Pose	CHA	.342	136	526	87	180	224	22	8	2	45	66	63	21
1993	Jim Bowie	HVL	.333	138	501	77	167	244	33	1	14	101	52	56	8
1994	Trey Beamon	CAR	.323	112	434	69	140	191	18	9	5	47	53	33	24
1995	Kevin Coughlin*	BIR	.385	96	327	56	126	168	29	2	3	49	43	34	5
1996	Dan Rohrmeier	MEM	.344	134	471	98	162	279	29	2	28	95	76	77	2
1997	Mike Neill	HVL	.340	122	486	129	165	241	30	2	14	80	113	72	16
1998	Jason LaRue	CHA	.365	105	386	71	141	238	39	8	14	82	40	60	4
1999	Brady Clark	CHA	.326	138	506	103	165	261	37	4	17	75	58	89	25
2000	Juan Pierre	CAR	.326	107	439	63	143	167	16	4	0	32	26	33	16
2001	Ben Broussard	CHA	.320	100	353	81	113	209	27	0	23	69	69	61	10
2002	Bobby Darula	CHA	.325	96	323	48	105	142	17	4	4	36	27	43	10
2003	Chris Aguila	CAR	.320	93	337	58	108	168	21	3	11	55	67	36	6
2004	Napoleon Calzado	GRN	.359	119	449	68	161	227	28	7	8	59	59	22	18
2005	Jerry Owens	BIR	.331	130	522	99	173	212	21	6	2	52	72	52	38
2006	Joey Votto	CHA	.319	136	508	85	162	278	46	2	22	77	109	78	24
2007	Javier Brito	MOB	.327	127	440	72	144	210	29	2	11	72	90	78	1
2008	Angel Salome	HVL	.360	98	367	67	132	205	30	2	13	83	33	57	3
2009	Ezequiel Carrera	JXN	.337	91	329	68	111	137	12	4	2	38	62	59	27
2010	Dave Sappelt*	CAR	.361	89	330	53	119	181	19	8	9	62	46	31	15
2011	Scott Van Slyke	CHA	.348	130	457	81	159	272	45	4	20	92	100	65	6
2012	Omar Luna	MTG	.315	122	470	63	148	183	20	3	3	57	42	38	19
2013	Justin Greene	MOB	.308	117	380	75	117	157	19	6	1	30	74	42	31
2014	Jake Lamb	MOB	.318	103	374	60	119	206	35	5	14	79	99	50	0
2015	Willson Contreras	TNS	.333	126	454	71	151	217	34	4	8	75	62	57	4
2016	Ozzie Albies*	MIS	.321	82	330	56	106	154	22	7	4	33	57	33	21
2017	Braxton Lee	MTG/JAX	.309	127	476	81	147	183	21	3	3	37	104	65	20
2018	Kevin Medrano	JXN	.331	96	369	54	122	174	30	5	4	48	71	28	9
2019	Drew Waters	MIS	.319	108	420	63	134	202	35	9	5	41	121	28	13

* - awarded batting title under MLB Rule 9.22(a) | **Bold** = SL record for Batting Average





RUNS

1964	Dick Kenworthy, Lynchburg.....	99
1965	Roy White, Columbus.....	103
1966	Sam Thompson, Knoxville.....	114
1967	Reggie Jackson, Birmingham.....	84
1968	Paul Pavelko, Montgomery.....	93
1969	Robert Brooks, Birmingham.....	102
1970	Harold Hodge, Savannah.....	72
	Fred Smith, Savannah.....	72
1971	Ken Hottman, Asheville.....	99
1972	Mike Reinbach, Asheville.....	123
1973	Rob Andrews, Asheville.....	98
1974	Nyls Nyman, Knoxville.....	87
1975	Calvin Partley, Columbus.....	82
1976	Jim Obradovich, Orlando.....	84
1977	Jeffrey Cox, Chattanooga.....	78
	Alan Trammell, Montgomery.....	78
1978	Joe Gates, Knoxville.....	85
1979	Tim Raines, Memphis.....	104
1980	Steve Balboni, Nashville.....	101
1981	Thad Wilborn, Nashville.....	106
1982	Mike Fuentes, Memphis.....	105
1983	George Fousianes, Birmingham.....	106
1984	Mike Cole, Greenville.....	105
1985	Alexis Marte, Orlando.....	117
1986	Gary Jones, Huntsville.....	116
1987	Bernie Tatis, Knoxville.....	101
1988	Rafael Skeete, Charlotte.....	89
1989	Rich Amaral, Birmingham.....	90
1990	Jarvis Brown, Orlando.....	104
1991	Ron Coomer, Birmingham.....	81
1992	Scott Pose, Chattanooga.....	87
1993	Alex Gonzalez, Knoxville.....	93
1994	Kerwin Moore, Huntsville.....	97
1995	Essex Burton, Birmingham.....	95
1996	Mike Cameron, Birmingham.....	120
1997	Mike Neill, Huntsville.....	129
1998	Gabe Kapler, Jacksonville.....	113
1999	Brent Abernathy, Knoxville.....	108
2000	Elvis Pena, Carolina.....	92
2001	Reed Johnson, Tennessee.....	104
2002	Rich Thompson, Tennessee.....	109
2003	Bucky Jacobsen, Tennessee.....	84
2004	Mike Spidale, Birmingham.....	87
2005	Chris Young, Birmingham.....	100
2006	Joey Votto, Chattanooga.....	85
2007	Reid Brignac, Montgomery.....	91
2008	John Raynor, Carolina.....	104
2009	David Cook, Birmingham.....	87
2010	Brett Lawrie, Huntsville.....	90
	Oswaldo Martinez, Jacksonville.....	90
2011	A.J. Pollock, Mobile.....	103
2012	Logan Watkins, Tennessee.....	93
2013	Marcus Semien, Birmingham.....	90
2014	Darnell Sweeney, Chattanooga.....	88
2015	Tim Anderson, Birmingham.....	79
2016	Willy Adames, Montgomery.....	89
2017	Jonathan Rodriguez, Chattanooga.....	87
2018	Nick Solak, Montgomery.....	91
2019	Daulton Varsho, Jackson.....	85

HITS

1964	Dick Kenworthy, Lynchburg.....	174
1965	Roy White, Columbus.....	168
1966	Sam Thompson, Knoxville.....	166
1967	Minnie Mendoza, Charlotte.....	157
1968	Minnie Mendoza, Charlotte.....	165
1969	Gonzalo Marques, Birmingham.....	159
1970	Dan Monzon, Charlotte.....	149
1971	Minnie Mendoza, Charlotte.....	163
1972	Mike Reinbach, Asheville.....	169
1973	Rob Andrews, Asheville.....	167
1974	Nyls Nyman, Knoxville.....	166
1975	Derek Bryant, Birmingham.....	147
1976	Blake Doyle, Charlotte.....	158
1977	Mark Corey, Charlotte.....	152
1978	Joe Gates, Knoxville.....	161
1979	Danny Heep, Columbus.....	171
1980	Buck Showalter, Nashville.....	178
1981	Kevin Rhomberg, Chattanooga.....	187
1982	Buck Showalter, Nashville.....	152
1983	Victor Rodriguez, Charlotte.....	170
	Ivan Calderon, Chattanooga.....	170
1984	Doc Estes, Greenville.....	174
1985	Alexis Marte, Orlando.....	171
1986	Jose Tolentino, Huntsville.....	170
	Gene Larkin, Orlando.....	170
1987	Dave Myers, Chattanooga.....	160
1988	Mark Lemke, Greenville.....	153
1989	Craig Grebeck, Birmingham.....	153
1990	Scott Brosius, Huntsville.....	162
1991	Fernando Ramsey, Charlotte.....	151
1992	Scott Pose, Chattanooga.....	180
1993	Jim Bowie, Huntsville.....	167
1994	Chris Stynes, Knoxville.....	173
1995	Ruben Santana, Chattanooga.....	163
1996	Dan Rohrmeier, Memphis.....	162
1997	David Cromer, Huntsville.....	176
1998	Gabe Kapler, Jacksonville.....	176
1999	Brent Abernathy, Knoxville.....	168
2000	Joe Crede, Birmingham.....	163
2001	Reed Johnson, Tennessee.....	174
2002	Aaron Miles, Birmingham.....	171
2003	Corey Hart, Huntsville.....	149
2004	Skip Schumaker, Tennessee.....	163
2005	Jerry Owens, Birmingham.....	173
2006	Joey Votto, Chattanooga.....	162
2007	Emilio Bonifacio, Mobile.....	157
2008	Alcides Escobar, Huntsville.....	179
2009	C.J. Retherford, Birmingham.....	142
2010	Brett Lawrie, Huntsville.....	158
2011	A.J. Pollock, Mobile.....	169
2012	Hunter Morris, Huntsville.....	158
2013	Matt Szczur, Tennessee.....	144
2014	Daniel Mayora, Chattanooga.....	149
2015	Tim Anderson, Birmingham.....	160
2016	Zack Granite, Chattanooga.....	155
2017	Braxton Lee, Montgomery/Jacksonville.....	147
2018	Nick Solak, Montgomery.....	135
2019	Drew Waters, Mississippi.....	134



DOUBLES

1964	Len Boehmer, Macon.....	32
1965	Ronald Clark, Charlotte.....	27
1966	Richard Barry, Macon.....	30
1967	Gary Johnson, Evansville.....	29
1968	Minnie Mendoza, Charlotte.....	35
1969	Jacob Wood, Montgomery.....	31
1970	James Clark, Birmingham.....	30
	William Ferguson, Asheville.....	30
1971	Francisco Obregon, Savannah.....	28
1972	Mike Reinbach, Asheville.....	32
1973	Taylor Duncan, Asheville.....	30
	Leon Roberts, Montgomery.....	30
1974	Jesus de la Rosa, Columbus.....	34
1975	Cleo Kilpatrick, Knoxville.....	28
1976	Donn Seidholz, Knoxville.....	29
1977	Terry Lynch, Montgomery.....	28
1978	Sal Rende, Chattanooga.....	29
1979	Tom Wiedenbauer, Columbus.....	31
1980	Ron Johnson, Jacksonville.....	40
1981	Don Mattingly, Nashville.....	35
1982	David Hoeksema, Memphis.....	33
1983	Larry Sheets, Charlotte.....	37
1984	Stephen Curry, Greenville.....	32
1985	Jim Sherman, Columbus.....	34
	Kelvin Torve, Charlotte.....	34
1986	Brick Smith, Chattanooga.....	38
1987	Joe Xavier, Huntsville.....	37
1988	Kevin Burrell, Memphis.....	32
1989	Paul Sorrento, Orlando.....	35
1990	Scott Brosius, Huntsville.....	39
1991	Jeff Kent, Knoxville.....	34
1992	Nigel Wilson, Knoxville.....	34
	Rexford Delanuez, Orlando.....	34

1993	Jerry Wolak, Birmingham.....	35
1994	Dan Rohrmeier, Memphis-Chatt.....	41
1995	James Bonnici, Port City.....	36
1996	Aaron Boone, Chattanooga.....	44
1997	David Cromer, Huntsville.....	40
1998	Gabe Kapler, Jacksonville.....	47
	Robert Fick, Jacksonville.....	47
1999	Scott Vieira, West Tenn.....	44
2000	Stoney Briggs, Jacksonville.....	39
2001	Josh Phelps, Tennessee.....	36
2002	Aaron Miles, Birmingham.....	39
2003	Corey Hart, Huntsville.....	40
2004	Edwin Encarnacion, Chattanooga.....	35
	Kelly Johnson, Greenville.....	35
	Rickie Weeks, Huntsville.....	35
2005	Chris Young, Birmingham.....	41
2006	Joey Votto, Chattanooga.....	46
2007	Cory Aldridge, Birmingham.....	33
	Carlos Gonzalez, Mobile.....	33
2008	Gaby Sanchez, Carolina.....	42
2009	C.J. Retherford, Birmingham.....	46
2010	Mauro Gomez, Mississippi.....	42
2011	Scott Van Slyke, Chattanooga.....	45
2012	J.T. Wise, Chattanooga.....	41
2013	Christian Villanueva, Tennessee.....	41
2014	Rangel Ravelo, Birmingham.....	37
2015	Orlando Arcia, Biloxi.....	37
2016	Dustin Peterson, Mississippi.....	38
2017	Grant Kay, Montgomery.....	36
2018	Corey Ray, Biloxi.....	32
	Brent Rooker, Chattanooga.....	32
2019	Drew Waters, Mississippi.....	35



Jackson Generals First Baseman Pavin Smith finished in the top five in six Southern League offensive categories during the 2019 season. He finished second in hits with 128.



TRIPLES

1964	Bert Campaneris, Birmingham	11
1965	Roy White, Columbus	14
1966	John Fenderson, Knoxville	15
1967	Reggie Jackson, Birmingham	17
1968	Oswaldo Blanco, Evansville	14
1969	Donnie Anderson, Asheville	9
1970	Steve Brye, Charlotte	10
	John Dolinsek, Columbus	10
1971	Bob Marcano, Jacksonville	8
	Marlan Murphy, Savannah	8
1972	Jerry Hairston, Knoxville	9
	James Hoppe, Charlotte	9
	Keith Lieppman, Birmingham	9
1973	Jayson Moxey, Columbus	13
1974	Nyls Nyman, Knoxville	9
1975	Dan Gonzales, Montgomery	11
1976	Derek Bryant, Chattanooga	10
	Rafael Liranzo, Charlotte	10
1977	Alan Trammell, Montgomery	19
1978	Gary Cooper, Savannah	9
1979	Duane Walker, Nashville	9
1980	Thad Wilborn, Nashville	14
1981	Kevin Rhomberg, Chattanooga	14
1982	John Denman, Charlotte	10
1983	Ivan Calderon, Chattanooga	15
1984	Greg Howe, Orlando	14
1985	Luis Polonia, Huntsville	18
1986	Nelson Liriano, Knoxville	15
1987	Jim Eisenreich, Memphis	10
	Eric Fox, Chattanooga	10
1988	Gerald Holtz, Charlotte	8
	Carlo Colombino, Columbus	8
	Labarry Jones, Greenville	8
	Dennis Hood, Greenville	8
1989	Jerome Nelson, Chattanooga	13
1990	Andujar Cedeno, Columbus	11
1991	Benny Colvard, Chattanooga	8
	Reggie Sanders, Chattanooga	8
	Kinnis Pledger, Birmingham	8
1992	Juan DeLaRosa, Knoxville	12
1993	Ray Durham, Birmingham	10
1994	Brent Bowers, Knoxville	11
1995	Lorenzo DelaCruz, Knoxville	12
1996	Demond Smith, Huntsville	14
1997	Brian Simmons, Birmingham	12
1998	Marquis Porter, West Tenn	11
1999	Ethan Faggett, Mobile	11
2000	Eric Hinske, West Tenn	9
2001	Glenn Davis, Jacksonville	8
	Orlando Hudson, Tennessee	8
2002	Miguel Olivo, Birmingham	10
2003	Dave Kryznel, Huntsville	11
2004	Dwaine Bacon, West Tenn	11
2005	Gregor Blanco, Mississippi	12
2006	Chris Walker, West Tenn	11
2007	Hernan Iribarren, Huntsville	12
2008	Tyler Colvin, Tennessee	11
	Matt Young, Mississippi	11
2009	Scott Cousins, Jacksonville	11
2010	Brett Lawrie, Huntsville	16
2011	Alfredo Silverio, Chattanooga	18
2012	Jared Mitchell, Birmingham	12
2013	James Jones, Jackson	10
2014	Scott Schebler, Chattanooga	14
2015	Socrates Brito, Mobile	15
2016	Adam Engel, Birmingham	9
	Leon Landry, Jackson	9
2017	Nick Gordon, Chattanooga	8
	Joe McCarthy, Montgomery	8
2018	Thomas Milone, Montgomery	11
2019	Drew Waters, Mississippi	9



Lucius Fox of the Montgomery Biscuits was second in triples with 8. He also led the league in steals with 37. Fox also spent time with Triple-A Durham Bulls.



HOME RUNS

1964	Dick Kenworthy, Lynchburg	29
1965	Orlando McFarlane, Asheville	22
1966	Bob Robertson, Asheville	32
1967	Rogelio Alvarez, Evansville	19
	Graig Nettles, Charlotte	19
1968	Wayne Redmond, Montgomery	26
1969	Robert Brooks, Birmingham	23
1970	Jim Covington, Jacksonville	21
1971	Ken Hottman, Asheville	37
1972	Mike Reinbach, Asheville	30
1973	Terry Clapp, Asheville	35
1974	Bob Gorinski, Orlando	23
	Mike Poepping, Orlando	23
1975	Jim Obradovich, Orlando	27
1976	Jim Obradovich, Orlando	21
1977	Tom Chism, Charlotte	17
	Alfredo Javier, Columbus	17
	Jerry Keller, Savannah	17
1978	Eddie Gates, Memphis	25
1979	Alan Knicely, Columbus	33
1980	Steve Balboni, Nashville	34
1981	Tim Laudner, Orlando	42
1982	Mike Fuentes, Memphis	37
1983	Glenn Davis, Columbus	25
	Larry Sheets, Charlotte	25
1984	Dan Pasqua, Nashville	33
1985	Mark Funderburk, Orlando	34
1986	Glenallen Hill, Knoxville	31
1987	Rondal Rollin, Birmingham	39
1988	Matt Winters, Memphis	25
1989	Eric Anthony, Columbus	28
1990	Terrel Hansen, Jacksonville	24
	Luis Gonzalez, Columbus	24
1991	Elvin Paulino, Charlotte	24
1992	Tim Costo, Chattanooga	28
1993	Carlos Delgado, Knoxville	25
1994	Mark Johnson, Carolina	23
1995	Ivan Cruz, Jacksonville	31
1996	Derrek Lee, Memphis	34
1997	Mike Coolbaugh, Huntsville	30
	Luis Raven, Birmingham	30
	Kevin Witt, Knoxville	30
1998	Gabe Kapler, Jacksonville	28
1999	Javier Cardona, Jacksonville	26
2000	Alejandro Freire, Jacksonville	25
2001	Josh Phelps, Tennessee	31
2002	Dave Kelton, West Tenn	20
	Pete LaForest, Orlando	20
2003	Bucky Jacobsen, Tennessee	31
2004	Greg Sain, Mobile	28
2005	Brandon Sing, West Tenn	26
	Chris Young, Birmingham	26
2006	Jerry Gil, Tennessee	26
2007	Brendan Katin, Huntsville	24
2008	Mike Wilson, West Tenn	27
2009	David Cook, Birmingham	25
	Greg Halman, West Tenn	25
2010	Carlos Peguero, West Tenn	23
2011	Paul Goldschmidt, Mobile	30
	Neftali Soto, Carolina	30
2012	Hunter Morris, Huntsville	28
2013	Brock Kjelsgaard, Huntsville	24
2014	Scott Schebler, Chattanooga	28
2015	Adam Brett Walker II, Chattanooga	31
2016	Kevin Cron, Mobile	26
2017	Kevin Cron, Jackson	25
2018	Corey Ray, Biloxi	27
2019	Ibandel Isabel, Chattanooga	26



Chattanooga Lookouts slugger Ibandel Isabel won the 2019 Southern League's home run crown with 26 home runs. Isabel also finished 4th in RBIs with 69. Photo Courtesy Brian McLeod.



RUNS BATTED IN

1964	Lee May, Macon	110
1965	Charles Leonard, Asheville	78
1966	Bob Robertson, Asheville	99
1967	Barry Morgan, Montgomery	87
1968	Barry Morgan, Montgomery	91
1969	Donnie Anderson, Asheville	100
1970	James Clark, Birmingham	73
	Reggie Sanders, Birmingham	73
1971	Ken Hottman, Asheville	116
1972	Mike Reinbach, Asheville	109
1973	Terry Clapp, Asheville	98
1974	Bob Gorinski, Orlando	100
1975	Jim Obradovich, Orlando	74
1976	Jim Obradovich, Orlando	68
1977	Jerry Keller, Savannah	86
1978	Sal Rende, Chattanooga	87
1979	Dave Hostetler, Memphis	114
1980	Steve Balboni, Nashville	122
1981	Larry Ray, Columbus	107
1982	Mike Fuentes, Memphis	115
1983	Miguel Sosa, Savannah	93
1984	Stan Holmes, Orlando	101
1985	Mark Funderburk, Orlando	116
1986	Terry Steinbach, Huntsville	132
1987	Tom Dodd, Charlotte	127
1988	Matt Winters, Memphis	91
1989	Paul Sorrento, Orlando	112
1990	Matt Stark, Birmingham	109
1991	Elvin Paulino, Charlotte	81

1992	Scott Cepicky, Birmingham	87
1993	Carlos Delgado, Knoxville	102
1994	Chris Weinke, Knoxville	87
1995	George Canale, Carolina	102
1996	Derrek Lee, Memphis	104
1997	Mike Coolbaugh, Huntsville	132
1998	Gabe Kapler, Jacksonville	146
1999	Tim Giles, Knoxville	114
2000	Aaron Rowand, Birmingham	98
2001	Joe Borchard, Birmingham	98
2002	Dave Kelton, West Tenn	79
2003	Corey Hart, Huntsville	94
2004	Josh Barfield, Mobile	90
2005	Darren Blakely, Birmingham	89
2006	Craig Brazell, Jacksonville	91
2007	Brendan Katin, Huntsville	94
2008	Mat Gamel, Huntsville	96
2009	David Cook, Birmingham	84
2010	Alex Liddi, West Tenn	92
2011	Ernesto Mejia, Mississippi	99
2012	Hunter Morris, Huntsville	113
2013	Jason Rogers, Huntsville	87
2014	Nick Ramirez, Huntsville	82
2015	Adam Brett Walker II, Chattanooga	106
2016	Tyler O'Neill, Jackson	102
2017	Kevin Cron, Jackson	91
2018	Brent Rooker, Chattanooga	79
2019	Gavin Sheets, Birmingham	83

Bold = SL record

STOLEN BASES

1964	George Spriggs, Asheville	33
1965	Wayne Comer, Montgomery	31
1966	Sam Thompson, Knoxville	60
1967	Angel Bravo, Evansville	24
1968	Allan Lewis, Birmingham	37
1969	Thomas Simon, Savannah	24
1970	Hagan Anderson, Montgomery	24
1971	John Gamble, Montgomery	38
1972	Rod Gilbreath, Savannah	45
1973	Alberto Leaver, Columbus	54
1974	Kenzie Davis, Jacksonville	38
1975	Sheldon Mallory, Jacksonville	42
1976	Derek Bryant, Chattanooga	42
	Roger Cador, Savannah	42
1977	Jeff Cox, Chattanooga	68
1978	LaMart Harris, Memphis	45
1979	LaMart Harris, Jacksonville	68
1980	Anthony Johnson, Memphis	60
1981	Kevin Rhomberg, Chattanooga	74
1982	Milt Thompson, Savannah	68
1983	Mike Cole, Savannah	75
1984	Donell Nixon, Chattanooga	102
1985	Alexis Marte, Orlando	64
1986	Gerald Young, Columbus	54
1987	Bernie Tatis, Knoxville	55
1988	Jeff Huson, Jacksonville	56
1989	Charles Penigar, Birmingham	64
1990	Paul Rodgers, Knoxville	41
1991	Shawn Gilbert, Orlando	43
1992	Ellerton Maynard, Jacksonville	38
1993	Brandon Wilson, Birmingham	43
1994	Kerwin Moore, Huntsville	54
1995	Essex Burton, Birmingham	60
1996	Mike Cameron, Birmingham	39
1997	Earl Johnson, Mobile-Jacksonville	42
1998	Marquis Porter, West Tenn	50
1999	Ethan Faggett, Mobile	63
2000	Elvis Pena, Carolina	48
2001	Jorge Nunez, Jacksonville	44
2002	Bernie Castro, Mobile	53
2003	William Hall, Carolina	45
2004	Dwaine Bacon, West Tenn	60
2005	Todd Donovan, Jacksonville	62
2006	Chris Walker, West Tenn	50
2007	Emilio Bonifacio, Mobile	41
2008	John Raynor, Carolina	48
2009	Matt Young, Mississippi	42
2010	Dee Gordon, Chattanooga	53
2011	Quintin Berry, Carolina	40
2012	Billy Hamilton, Pensacola	51
2013	Ender Inciarte, Mobile	43
2014	Josh Prince, Huntsville	37
2015	Tim Anderson, Birmingham	49
2016	Zack Granite, Chattanooga	56
2017	Johnny Davis, Biloxi	52
2018	Corey Ray, Biloxi	37
2019	Lucius Fox, Montgomery	37

TOTAL BASES

1964	Dick Kenworthy, Lynchburg	295
1965	Roy White, Columbus	279
1966	Rob Robertson, Asheville	258
1967	Reggie Jackson, Birmingham	232
1968	Charles Manuel, Charlotte	230
1969	Donnie Anderson, Asheville	250
1970	Harold Hodge, Savannah	214
1971	Ken Hottman, Asheville	265
1972	Mike Reinbach, Asheville	301
1973	Ed Palat, Orlando	245
1974	Bob Gorinski, Orlando	238
1975	John Valle, Montgomery	218
1976	Jim Obradovich, Orlando	205
1977	Clement Roy Sanders, Charlotte	226
1978	Danny Heep, Columbus	274
1979	Steve Balboni, Nashville	288
1980	Mike Laga, Birmingham	293
1981	Brian Dayett, Nashville	285
1982	Gerry Lomastro, Orlando	267
1983	Scott Earl, Birmingham	267
1984	Andres Galarraga, Jacksonville	271
1985	Mark Funderburk, Orlando	272
1986	Glenallen Hill, Knoxville	287
1987	Geronimo Berroa, Knoxville	297
1988	Mark Lemke, Greenville	239
1989	Dann Howitt, Huntsville	253
1990	Scott Brosius, Huntsville	274
1991	Benny Colvard, Chattanooga	220
1992	Nigel Wilson, Knoxville	269
1993	Alex Gonzalez, Knoxville	253
1994	Chris Stynes, Knoxville	237
1995	James Bonnici, Port City	246
1996	Derrek Lee, Memphis	285
1997	Mike Coolbaugh, Huntsville	303
1998	Gabe Kapler, Jacksonville	319
1999	Brady Clark, Chattanooga	261
2000	Joe Crede, Birmingham	261
2001	Josh Phelps, Tennessee	273
2002	Aaron Miles, Birmingham	239
2003	Bucky Jacobsen, Tennessee	252
2004	Prince Fielder, Huntsville	235
2005	Chris Young, Birmingham	254
2006	Joey Votto, Chattanooga	278
2007	Reid Brignac, Montgomery	228
2008	Mat Gamel, Huntsville	273
2009	C.J. Retherford, Birmingham	226
2010	Brett Lawrie, Huntsville	250
2011	Alfredo Silverio, Chattanooga	289
2012	Hunter Morris, Huntsville	294
2013	Christian Villanueva, Tennessee	230
2014	Scott Schebler, Chattanooga	272
2015	Adam Brett Walker II, Chattanooga	250
2016	Tyler O'Neill, Jackson	250
2017	Kevin Cron, Jackson	256
2018	Corey Ray, Biloxi	254
2019	Daulton Varsho, Jackson	206

Bold = SL record

Find Out Why Dozens Of MiLB Teams Have Chosen Hibu For Their Digital Marketing Needs...

hibu
Local. Digital. Solutions.

IMPACT!

At Hibu, we make it easy for you to make a big impact online. Our innovative digital marketing solutions get you found, put you ahead of your competition, and help you grow your business.

We make sure your website is a big hit with your fans by creating tailored display campaigns that appear on the internet's most popular websites. Each campaign includes retargeting, Facebook ads and a huge mobile presence that results in increased ticket sales and revenues. Best of all, we do all the work and let you run your business.

**Call or e-mail Bill Klock to discuss your 2020 digital marketing plan.
(610) 731-2547 | william.klock@hibu.com**



WINS

1964	Manly Johnston, Lynchburg.....	20	1994	Blaine Beatty, Chattanooga.....	14
1965	Tom Frondorf, Knoxville.....	16	1995	Elmer Dessens, Carolina.....	15
	Milt Osteen, Knoxville.....	16	1996	Brian Moehler, Jacksonville.....	15
1966	Bill Edgerton, Mobile.....	17	1997	Scott Eyre, Birmingham.....	13
1967	Dick Drago, Montgomery.....	15		Russ Herbert, Birmingham.....	13
1968	Grover Powell, Asheville.....	16	1998	Dave Borkowski, Jacksonville.....	16
1969	Bill Zepp, Charlotte.....	15	1999	Dave Darwin, Jacksonville.....	14
1970	Ken Forsch, Columbus.....	13	2000	Robert Averette, Chatt/Carolina.....	13
	Bill Gilbreth, Montgomery.....	13	2001	Chris Baker, Tennessee.....	15
1971	Jim MacDonnell, Asheville.....	17		Mitch Wylie, Birmingham.....	15
	Dick Rusteck, Charlotte.....	17	2002	Vinnie Chulk, Tennessee.....	13
1972	Paul Mitchell, Asheville.....	16		Diego Markwell, Tennessee.....	13
1973	Joe Henderson, Knoxville.....	17	2003	Cory Stewart, Mobile.....	12
1974	Domingo Figueroa, Savannah.....	15		Enemencio Pacheco, Birmingham.....	12
1975	Ken Kravec, Knoxville.....	14	2004	Steve Kelly, Chattanooga.....	12
	Bob Maneely, Orlando.....	14		Heath Phillips, Birmingham.....	12
	Bob Sykes, Montgomery.....	14	2005	Ricky Nolasco, West Tenn.....	14
1976	David Ford, Charlotte.....	17		Sean Tracey, Birmingham.....	14
1977	Bryn Smith, Memphis.....	15	2006	Spike Lundberg, Jacksonville.....	15
1978	Terry Sheehan, Orlando.....	17		Andy Sonnanstine, Montgomery.....	15
1979	Del Leatherwood, Columbus.....	15	2007	Chris Mason, Montgomery.....	15
1980	Jim MacDonald, Columbus.....	17	2008	Todd Redmond, Mississippi.....	13
1981	Craig McMurtry, Savannah.....	15	2009	Casey Coleman, Tennessee.....	14
1982	Clay Christiansen, Nashville.....	16		John Ely, Birmingham.....	14
	Stefan Wever, Nashville.....	16	2010	Tom Koehler, Jacksonville.....	16
1983	Don Heinkel, Birmingham.....	19	2011	Will Savage, Chattanooga.....	12
1984	Bryan Oelkers, Orlando.....	16	2012	Nick Struck, Tennessee.....	14
	Ken Dixon, Charlotte.....	16	2013	Archie Bradley, Mobile.....	12
1985	Steve Davis, Knoxville.....	17	2014	Justin Nicolino, Jacksonville.....	14
1986	Anthony Kelley, Columbus.....	14	2015	Myles Jaye, Birmingham.....	12
1987	John Trautwein, Jacksonville.....	15		Jorge Lopez, Biloxi.....	12
1988	Chris Hammond, Chattanooga.....	16	2016	Brett Ash, Jackson.....	12
1989	Laddie Renfroe, Charlotte.....	19		Taylor Guerrieri, Montgomery.....	12
1990	Doug Simons, Orlando.....	15		Ryan Yarbrough, Jackson.....	12
1991	Napoleon Robinson, Greenville.....	16	2017	Jose Mujica, Montgomery.....	13
1992	Mike Anderson, Chattanooga.....	13		Matt Tomshaw, Jacksonville.....	13
	Nathan Minchey, Greenville.....	13		Duane Underwood Jr., Tennessee.....	13
	Bronswell Patrick, Huntsville.....	13	2018	Nick Neidert, Jacksonville.....	12
	Stephen Trachsel, Charlotte.....	13	2019	Josh Fleming, Montgomery.....	11
1993	Huck Flener, Knoxville.....	13		Kenny Rosenberg, Montgomery.....	11
	Mike Ferry, Chattanooga.....	13		Trey Supak, Biloxi.....	11



Biloxi Shuckers pitcher Trey Supak was named the 2019 Southern League Most Outstanding Pitcher. He tied with two other players for the most wins with 11, and led the league with a 2.20 ERA.



LOSSES

1964	Jim Shellenback, Asheville.....	14	1991	Todd Van Poppel, Huntsville.....	13
	Luke Walker, Asheville.....	14	1992	Jose Ventura, BIR/Memphis.....	15
1965	Francisco Carlos, Lynchburg.....	14		Mike Zimmerman, Carolina.....	15
	Ron Chandler, Montgomery.....	14	1993	Curtis Shaw, Huntsville.....	16
	Al Raffo, Chattanooga.....	14	1994	Brett Backlund, Carolina.....	13
1966	Jim Morio, Knoxville.....	15	1995	Rob Mattson, Memphis.....	13
1967	Ken Larsen, Macon.....	15	1996	Wade Walker, Orlando.....	14
1968	Dick Woodson, Charlotte.....	15	1997	Willis Roberts, Jacksonville.....	15
1969	Jim Magnuson, Charlotte.....	12	1998	Jason Ryan, West Tenn.....	13
1970	Bruce Haynes, Charlotte.....	15		Jason Phillips, Carolina.....	13
1971	Sammy Ellis, Birmingham.....	15	1999	Richard Dishman, Greenville.....	13
	Mike Hebert, Savannah.....	15	2000	Mike Maroth, Jacksonville.....	14
1972	Larry Elenes, Columbus.....	14	2001	Rick Guttormson, Mobile.....	16
	Danny Morris, Charlotte.....	14	2002	Dennis Ulacia, Birmingham.....	14
1973	Bob Galasso, Asheville.....	15	2003	Pedro Liriano, Huntsville.....	13
1974	Mike Stanton, Columbus.....	15		Jon Koronka, Chattanooga/Jackson.....	13
1975	Dave Frost, Knoxville.....	14	2004	Dennis Sarfate, Huntsville.....	12
	Mike Hile, Asheville.....	14	2005	Tony Pena, Tennessee.....	13
	Butch Stinson, Knoxville.....	14		Brian Whitaker, Mobile.....	13
1976	David Aloi, Columbus.....	16	2006	Chris Waters, Mississippi.....	14
1977	Dewey Hoyt, Knoxville.....	13	2007	Wes Whisler, Birmingham.....	13
	Steve Wagner, Orlando.....	13	2008	Brooks Brown, Mobile.....	15
1978	Burt Geiger, Montgomery.....	15	2009	Matt Torra, Mobile.....	13
	Stephen Viehhaus, Montgomery.....	15	2010	Michael Bowman, Huntsville.....	13
1979	Warren Mertens, Orlando.....	15	2011	James Avery, Carolina.....	12
1980	Michael Ungs, Orlando.....	15	2012	Jacob Thompson, Montgomery.....	12
1981	Tim Cole, Savannah.....	15	2013	Andy Moye, Huntsville.....	15
1982	Scott Elam, Knoxville.....	16	2014	Dylan Floro, Montgomery.....	13
1983	Francisco Oliveras, Charlotte.....	14	2015	Tyler Danish, Birmingham.....	12
1984	Rick Luecken, Chattanooga.....	13		Misael Siverio, Jackson.....	12
1985	John Hoover, Charlotte.....	16	2016	Tyler Skulina, Tennessee.....	12
1986	Cliff Young, Knoxville.....	14	2017	Spencer Adams, Birmingham.....	15
1987	Jose Mesa, Knoxville.....	13	2018	Cody Poteet, Jacksonville.....	12
	Todd Provence, Knoxville.....	13		Wyatt Strahan, Pensacola.....	12
1988	Kirk McDonald, Huntsville.....	14	2019	Jorge Guzman, Jacksonville.....	11
1989	Kent Bottenfield, Jacksonville.....	17		Luis Madero, Mobile.....	11
1990	Ross Powell, Chattanooga.....	14			
	Nate Cromwell, Knoxville.....	14			



EARNED RUN AVERAGE

1964	Manly Johnston, Lynchburg.....	2.46
1965	Luke Walker, Asheville.....	2.26
1966	Dave Roberts, Asheville.....	2.61
1967	George Lauzerique, Birmingham.....	2.30
1968	Grover Powell, Asheville.....	2.54
1969	LaDon Boyd, Birmingham.....	2.19
1970	Dave Hartman, Jacksonville.....	2.01
1971	Dick Rusterick, Charlotte.....	2.40
1972	Danny Vossler, Charlotte.....	2.11
1973	Russ Rothermel, Columbus.....	1.81
1974	Mike Beard, Savannah.....	2.40
1975	Dan Larson, Columbus.....	2.18
1976	Dave Rozema, Montgomery.....	1.57
1977	Sammy Stewart, Charlotte.....	2.08
1978	Roger Alexander, Savannah.....	1.84
1979	Scott Brown, Nashville.....	2.40
1980	Andy McGaffigan, Nashville.....	2.38
1981	Mark Ross, Columbus.....	2.25
1982	Stefan Wever, Nashville.....	2.78
1983	Roger Mason, Birmingham.....	2.06
1984	Mark Williams, Jacksonville.....	2.49
1985	Steve Davis, Knoxville.....	2.45
1986	Eric Bell, Charlotte.....	3.05
1987	Brian Holman, Jacksonville.....	2.50
1988	Chris Hammond, Chattanooga.....	1.72
1989	Pete Delkus, Orlando.....	1.87
1990	Jeff Carter, Jacksonville.....	1.84
1991	Pat Mahomes, Orlando.....	1.78
1992	Larry Thomas, Birmingham.....	1.94
1993	James Baldwin, Birmingham.....	2.25
1994	Blaine Beatty, Chattanooga.....	2.38
1995	Elmer Dessens, Carolina.....	2.49
1996	Shane Dennis, Memphis.....	2.27
1997	Russ Herbert, Birmingham.....	3.63
1998	Bryan Wolff, Mobile.....	2.29
1999	Jeff Yoder, West Tenn.....	3.08
2000	Lance Davis, Chattanooga.....	2.18
2001	Steve Smyth, West Tenn.....	2.54
2002	Vinnie Chulk, Tennessee.....	2.96
2003	Joel Hanrahan, Jacksonville.....	2.43
2004	Renyel Pinto, West Tenn.....	2.92
2005	Dustin Nippert, Tennessee.....	2.36
2006	Spike Lundberg, Jacksonville.....	2.27
2007	Chris Mason, Montgomery.....	2.57
2008	Justin Cassel, Birmingham.....	3.11
2009	Travis Wood, Carolina.....	1.21
2010	Elih Villanueva, Jacksonville.....	2.26
2011	Wily Peralta, Huntsville.....	3.46
2012	Gary Moran, Mississippi.....	2.91
2013	Kyle Hendricks, Tennessee.....	1.85
2014	Justin Nicolino, Jacksonville.....	2.85
2015	Tyler Wagner, Biloxi.....	2.25
2016	Chih-Wei Hu, Montgomery.....	2.59
2017	Grayson Long, Mobile.....	2.52
2018	Zack Brown, Biloxi.....	2.44
2019	Trey Supak, Biloxi.....	2.20

STRIKEOUTS

1964	Dave Galligan, Macon.....	168
1965	Luke Walker, Asheville.....	197
1966	George Korince, Montgomery.....	183
1967	Dick Drago, Montgomery.....	134
1968	George Korince, Montgomery.....	146
1969	Paul Coleman, Montgomery.....	153
1970	Bill Gilbreth, Montgomery.....	192
1971	Chris Floethe, Birmingham.....	225
1972	Bill Campbell, Charlotte.....	204
1973	Doug Konieczny, Columbus.....	222
1974	Mike Stanton, Columbus.....	146
1975	Joe Sambito, Columbus.....	140
1976	David Ford, Charlotte.....	121
1977	Matt Keough, Chattanooga.....	153
1978	Jay Howell, Nashville.....	173
1979	Robert Veselic, Orlando.....	151
1980	Steve Bedrosian, Savannah.....	161
1981	Jamie Werly, Nashville.....	193
1982	Stefan Wever, Nashville.....	191
1983	Mark Gubicza, Jacksonville.....	146
1984	Ken Dixon, Charlotte.....	211
1985	Scott Bankhead, Memphis.....	128
	John Hoover, Charlotte.....	128
1986	Terry Taylor, Chattanooga.....	164
1987	Randy Johnson, Jacksonville.....	163
1988	Alex Sanchez, Knoxville.....	166
1989	Shawn Boskie, Charlotte.....	164
1990	Brian Barnes, Jacksonville.....	213
1991	Mike Trombley, Orlando.....	175
1992	Jim Converse, Jacksonville.....	157
1993	Scott Ruffcorn, Birmingham.....	141
1994	Blaine Beatty, Chattanooga.....	162
1995	Osvaldo Fernandez, Port City.....	160
1996	Curt Lyons, Chattanooga.....	176
1997	Earl Byrne, Orlando.....	128
1998	Brian McNichol, West Tenn.....	168
1999	Victor Santos, Jacksonville.....	146
2000	Shawn Chacon, Carolina.....	172
2001	Nick Neugebauer, Huntsville.....	149
2002	Matt Bruback, West Tenn.....	158
2003	Mike Nannini, West Tenn.....	158
2004	Renyel Pinto, West Tenn.....	179
2005	Ricky Nolasco, West Tenn.....	173
2006	T.J. Nall, Jacksonville.....	155
2007	Gio Gonzalez, Birmingham.....	185
2008	Tony Barnette, Mobile.....	133
	Todd Redmond, Mississippi.....	133
2009	John Ely, Birmingham.....	125
2010	Alexander Torres, Montgomery.....	150
2011	Patrick Corbin, Mobile.....	142
2012	Joseph Dunigan, Jackson.....	175
2013	Josh Smith, Pensacola.....	139
2014	Robert Stephenson, Pensacola.....	140
2015	Jaime Schultz, Montgomery.....	168
2016	Sean Newcomb, Mississippi.....	152
2017	Deck McGuire, Pensacola.....	170
2018	Taylor Widener, Jackson.....	176
2019	Cory Abbott, Tennessee.....	166



SAVES

1964-68	No official stats listed.....	
1969	Bob Gebhard, Charlotte.....	19
1970	Jack Whillock, Montgomery.....	12
1971	Jack Whillock, Montgomery.....	15
1972	Mark Weems, Asheville.....	22
1973	Jerome Donahue, Montgomery.....	11
1974	Charles Sprinkle, Knoxville.....	14
	Lewis Lerner, Orlando.....	9
	Duane Shaffer, Knoxville.....	9
1976	Randall Miller, Charlotte.....	19
1977	Duane Thiess, Savannah.....	13
1978	Curtis Lewis, Orlando.....	15
	Dan Quisenberry, Jacksonville.....	15
1979	Geoff Combe, Nashville.....	27
1980	Stuart Livingstone, Savannah.....	17
1981	Tom Gorman, Memphis.....	22
	Mark Ross, Columbus.....	22
1982	Tom Lukish, Knoxville.....	20
1983	Dave Shipanoff, Knoxville.....	18
1984	Randy Graham, Nashville.....	17
	Nate Snell, Charlotte.....	17
	Curt Wardle, Orlando.....	17
1985	Luis Aquino, Knoxville.....	20
1986	Paul Schneider, Chattanooga.....	24
1987	Kevin Price, Jacksonville.....	19
1988	German Gonzalez, Orlando.....	31
1989	Joe Klink, Huntsville.....	26
1990	Steve Chitren, Huntsville.....	27
1991	Tim Peek, Huntsville.....	26
1992	Jerry Spradlin, Chattanooga.....	34
1993	Chris Bushing, Chattanooga.....	29
1994	Brad Clontz, Greenville.....	27
1995	John Kelly, Jacksonville.....	29
	Rusty Kilgo, Chattanooga.....	29
	Domingo Jean, Chattanooga.....	31
1996	Todd Williams, Chattanooga.....	31
1998	Sean Spencer, Orlando.....	18
1999	Francisco Cordero, Jacksonville.....	27
2000	Kris Keller, Jacksonville.....	26
2001	Edwin Almonte, Birmingham.....	36
2002	Joe Valentine, Birmingham.....	36
2003	Mike Lyons, Tennessee.....	31
2004	Brad Baker, Mobile.....	30
2005	Dale Thayer, Mobile.....	27
2006	Dale Thayer, Mobile.....	27
2007	Dale Thayer, Montgomery.....	21
2008	Jon Link, Birmingham.....	35
2009	Matt Peterson, Jacksonville.....	37
2010	Anthony Carter, Birmingham.....	22
2011	Sandy Rosario, Jacksonville.....	23
2012	Frank Batista, Tennessee.....	24
2013	Michael Brady, Jacksonville.....	23
2014	David Goforth, Huntsville.....	27
2015	Zack Weiss, Pensacola.....	25
2016	Alejandro Chacin, Pensacola.....	30
2017	Matt Ramsey, Biloxi.....	27
2018	Nate Griep, Biloxi.....	34
2019	Nate Griep, Biloxi.....	22

WINNING PERCENTAGE

YEAR	PLAYER	PCT	W-L
1964	Manly Johnston, Lynchburg	.741	20-7
1965	Fred Fisher, Montgomery	.700	14-6
1966	Bill Edgerton, Mobile	.810	17-4
1967	George Lauzerique, BIR	.765	13-4
1968	Jose Paredos, Charlotte	.800	12-3
1969	John Gregory, Montgomery	.846	11-2
1970	Lerrin LaGrow, Montgomery	.733	11-4
1971	Dennis O'Toole, Asheville	.813	13-3
1972	Herb Hutson, Asheville	.824	14-3
1973	Joe Henderson, Knoxville	.810	17-4
1974	Domingo Figueroa, Savannah	.789	15-4
1975	Jack Kucek, Knoxville	.714	10-4
1976	Dennis DeBarr, Montgomery	.846	11-2
1977	Gary Christenson, Montgomery	.765	13-4
1978	Terry Sheehan, Orlando	.680	17-8
1979	Gregory Hughes, Nashville	.733	11-4
1980	Larry Pashnick, Montgomery	.765	13-4
1981	Bob Tenenini, Memphis	.833	10-2
	Pete Filson, Nashville	.833	10-2
1982	Mark Brown, Charlotte	.800	8-2
1983	Keith Comstock, Birmingham	.800	12-3
	Tom Waddell, Savannah	.800	8-2
1984	Lester Strode, Memphis	.818	9-2
1985	Mike Skinner, Charlotte	.917	11-1
1986	Mike Campbell, Chattanooga	.900	9-1
1987	Jeff Bettendorf, Birmingham	.900	9-1
1988	Keith Brown, Chattanooga	.900	9-1
1989	Lee Upshaw, Greenville	.800	8-2
1990	Dan Eskew, Huntsville	.824	14-3
1991	Turk Wendell, Greenville	.786	11-3
1992	Andy Nezelek, Greenville	.818	9-2
1993	Mike Fyrie, Memphis	.733	11-4
	Oscar Munoz, Nashville	.733	11-4
	Chris Eddy, Memphis	.818	9-2
	LaTroy Hawkins, Nashville	.818	9-2
1995	Tommy Kramer, Chattanooga	.923	12-1
1996	Shane Dennis, Memphis	.900	9-1
1997	Chris Nelson, Huntsville	.750	9-3
	James Price, Huntsville	.750	9-3
1998	Brian Powell, Jacksonville	.833	10-2
1999	Allen Levraut, Huntsville	.818	9-2
2000	Derek Lee, Huntsville	.786	11-3
2001	Phil Devey, Jacksonville	.800	8-2
2002	Rich Roberts, Jacksonville	.800	8-2
2003	Sean Fesh, Carolina	.900	9-1
2004	Mike Thompson, Mobile	.833	10-2
2005	Ricky Nolasco, West Tenn	.824	14-3
2006	Spike Lundberg, Jacksonville	.882	15-2
2007	Chris Mason, Montgomery	.789	15-4
2008	David Welch, Huntsville	.733	11-4
2009	John Ely, Birmingham	.875	14-2
2010	Tom Koehler, Jacksonville	.889	16-2
2011	Will Savage, Chattanooga	.667	12-6
2012	Brandon Maurer, Jackson	.818	9-2
2013	Kyle Hendricks, Tennessee	.769	10-3
2014	Justin Nicolino, Jacksonville	.778	14-4
2015	Jorge Lopez, Biloxi	.706	12-5
2016	Ryan Yarbrough, Jackson	.750	12-4
2017	Felix Jorge, Chattanooga	.769	10-3
2018	Zack Brown, Biloxi	.900	9-1
2019	Josh Fleming, Montgomery	.733	11-4
	Kenny Rosenberg, Montgomery	.733	11-4
	Trey Supak, Biloxi	.733	11-4



INNINGS PITCHED

1964	Manly Johnston, Lynchburg.....	227.0
1965	Ted Sadowski, Charlotte.....	202.0
1966	Francisco Carlos, Evansville.....	199.0
1967	Charles Nieson, Charlotte.....	200.0
1968	Grover Powell, Asheville.....	188.0
1969	Paul Coleman, Montgomery.....	193.0
1970	Bill Gilbreth, Montgomery.....	221.0
1971	Sammy Ellis, Birmingham.....	208.0
1972	Danny Fife, Montgomery.....	221.0
1973	Doug Konieczny, Columbus.....	213.0
1974	Paul Siebert, Columbus.....	211.0
1975	Joe Sambito, Columbus.....	209.0
1976	Dave Ford, Charlotte.....	212.0
1977	Bryn Smith, Charlotte.....	206.0
1978	Terry Sheehan, Orlando.....	213.0
1979	Del Leatherwood, Columbus.....	202.0
1980	Steve Bedrosian, Savannah.....	203.0
1981	Jamie Werly, Nashville.....	222.0
1982	Robin Fuson, Chattanooga.....	222.1
1983	Don Heinkel, Birmingham.....	207.1
1984	Ken Dixon, Charlotte.....	240.0
1985	Les Straker, Orlando.....	193.0
1986	Cliff Young, Knoxville.....	203.2
1987	Jose Mesa, Knoxville.....	193.1
1988	Steve Cummings, Knoxville.....	212.2
1989	Grady Hall, Birmingham.....	190.2
1990	Brian Barnes, Jacksonville.....	201.1
1991	Mike Trombley, Orlando.....	191.0
1992	Steve Trachsel, Charlotte.....	191.0
1993	Mike Ferry, Chattanooga.....	186.2
1994	Blaine Beatty, Chattanooga.....	196.1
1995	Rob Mattson, Memphis.....	201.2
1996	Wade Walker, Orlando.....	187.2
1997	Brandon Reed, Jacksonville.....	176.0
	Bill King, Huntsville.....	176.0
1998	Buddy Carlyle, Chat./Mobile.....	188.2
1999	Dave Darwin, Jacksonville.....	187.1
2000	Josh Fogg, Birmingham.....	192.1
2001	Jim Magrane, Orlando.....	182.0
2002	Pete Bauer, Tennessee.....	177.0
2003	Heath Totten, Jacksonville.....	181.1
2004	Steve Kelly, Chattanooga.....	161.1
	Nic Ungs, Carolina.....	161.1
2005	Jae-kuk Ryu, West Tenn.....	169.2
2006	Andy Sonnanstine, Montgomery.....	185.2
2007	Andy Baldwin, West Tenn.....	166.0
2008	Brae Wright, Huntsville.....	170.2
2009	Matt Torra, Mobile.....	180.0
2010	Elih Villanueva, Jacksonville.....	179.0
2011	Patrick Corbin, Mobile.....	160.1
2012	Zeke Spruill, Mississippi.....	161.2
2013	Eric Jokisch, Tennessee.....	160.2
2014	Dylan Floro, Montgomery.....	178.2
2015	Austin Pruitt, Montgomery.....	160.0
2016	Sal Romano, Pensacola.....	156.0
2017	Deck McGuire, Pensacola.....	168.0
2018	Nick Neidert, Jacksonville.....	152.2
2019	Cory Abbott, Tennessee.....	146.2

BASES ON BALLS

1964	Luke Walker, Asheville.....	122
1965	Luke Walker, Asheville.....	102
1966	Dave Galligan, Knoxville.....	86
1967	Les Cain, Montgomery.....	104
1968	Wayne Simpson, Asheville.....	188
1969	Paul Coleman, Montgomery.....	91
1970	Ray Corbin, Charlotte.....	86
1971	Roy Bethel, Columbus.....	123
	Chris Floethe, Birmingham.....	123
1972	Larry Elenes, Columbus.....	96
1973	Bob Galasso, Asheville.....	104
1974	Mike Stanton, Columbus.....	121
1975	Chris Batton, Birmingham.....	109
1976	Michael Darr, Charlotte.....	120
1977	Dan Morogioello, Savannah.....	99
1978	Richard Dotson, Knoxville.....	105
1979	Mike Jones, Jacksonville.....	109
1980	John Hessler, Columbus.....	135
1981	Jeff Cornell, Jacksonville.....	114
1982	Scott Elam, Knoxville.....	146
1983	Colin Ward, Birmingham.....	109
1984	Bryan Kelly, Birmingham.....	145
1985	Duane Ward, Greenville.....	105
1986	Brian Holman, Jacksonville.....	122
1987	Kevin Coffman, Knoxville.....	130
1988	Mike Smith, Chattanooga.....	98
1989	Jim Rogers, Knoxville.....	132
1990	Keith Kaiser, Chattanooga.....	109
1991	John Gardner, Charlotte.....	97
1992	Jim Converse, Jacksonville.....	82
1993	Curtis Shaw, Huntsville.....	89
1994	Ron Villone, Jacksonville.....	68
1995	Brad Kaufman, Memphis.....	90
1996	Chris Carpenter, Knoxville.....	91
1997	Jeff Kelly, Carolina.....	85
1998	Courtney Duncan, West Tenn.....	108
1999	Jim Crowell, Chattanooga.....	85
2000	Shawn Chacon, Carolina.....	85
2001	Scott Dunn, Chattanooga.....	71
2002	Corwin Malone, Birmingham.....	89
2003	Donnie Bridges, Carolina.....	70
2004	Dennis Sarfate, Huntsville.....	78
2005	Jose Oyervidez, Mobile.....	82
2006	Corwin Malone, Birmingham.....	94
2007	Donnie Veal, Tennessee.....	73
2008	Donnie Veal, Tennessee.....	81
2009	Kyle Cofield, Mississippi.....	89
2010	Alexander Torres, Montgomery.....	70
2011	Nevin Griffith, Birmingham.....	96
2012	Jake Smolinski, Jacksonville.....	78
2013	Ariel Pena, Huntsville.....	79
2014	Kyle Kubitzka, Mississippi.....	77
2015	Jaime Schultz, Montgomery.....	90
2016	Jordan Guerrero, Birmingham.....	73
2017	Tyler Pike, Mississippi.....	63
2018	Kodi Medeiros, Biloxi/Birmingham.....	67
2019	Jorge Guzman, Jacksonville.....	71



1964

POS	PLAYER & CLUB	PCT
1B	Mike Hegan, Columbus.....	.992
2B	Lorenzo Fernandez, Lynchburg.....	.980
3B	David Kelly, Knoxville.....	.942
SS	William Davidson, Lynchburg.....	.961
OF	Tom Umphlett, Charlotte.....	.992
C	Enrique Izquierdo, Charlotte.....	.991
P	Horace Womack, Columbus.....	1.000

1966

POS	PLAYER & CLUB	PCT
1B	Charles Leonard, Asheville.....	.992
2B	Rich Littleton, Evansville.....	.981
3B	Minnie Mendoza, Charlotte.....	.967
SS	Gerald Kenney, Columbus.....	.955
OF	Richard Rowe, Mobile.....	.991
C	Eliseo Rodriguez, Columbus.....	.993
P	Dan Murphy, Evansville.....	1.000

1968

POS	PLAYER & CLUB	PCT
1B	Archie Moore, Asheville.....	.990
2B	Bob Gilhooley, Montgomery.....	.969
3B	No qualifiers	----
SS	Anselmo Martinez, Birmingham.....	.969
OF	Paul Pavelko, Montgomery.....	.978
C	Federico Velazquez, Birmingham.....	.993
P	Garland Shifflett, Charlotte.....	1.000

1970

POS	PLAYER & CLUB	PCT
1B	John Dolinsek, Columbus.....	.993
2B	James Hoff, Asheville.....	.984
3B	Harold Hodge, Savannah.....	.949
SS	Jesus Frias, Jacksonville.....	.952
OF	Jay Schlueter, Columbus.....	.993
C	William Ferguson, Asheville.....	.988
P	Eddie Smith, Mobile.....	1.000

1972

POS	PLAYER & CLUB	PCT
1B	Keith Lieppman, Birmingham.....	.991
2B	Manuel Ruiz, Savannah.....	.970
3B	Jeffrey Hogan, Montgomery.....	.961
SS	Thomas Sandt, Birmingham.....	.964
OF	James Hoppe, Charlotte.....	.990
C	Bill Fitzgerald, Birmingham.....	.988
P	Steve Easton, Birmingham.....	1.000

1974

POS	PLAYER & CLUB	PCT
1B	Mike Squires, Knoxville.....	.996
2B	Rob Wilfong, Orlando.....	.986
3B	Don McLaughlin, Columbus.....	.950
SS	Manuel Ruiz, Savannah.....	.942
OF	Bob Gorinski, Orlando.....	.986
C	Biff Pocaroba, Savannah.....	.996
P	Bob Galasso, Asheville.....	1.000

1976

POS	PLAYER & CLUB	PCT
1B	Jim Willis, Columbus.....	.993
2B	Sam Perlozzo, Orlando.....	.992
3B	Marty Parrill, Charlotte.....	.951
SS	Mike Wolf, Knoxville.....	.968
OF	Denny Walling, Chattanooga.....	.992
C	Lance Parrish, Montgomery.....	.984
P	Joey McLaughlin, Savannah.....	1.000

1978

POS	PLAYER & CLUB	PCT
1B	Sal Rende, Chattanooga.....	.991
2B	Gene Menees, Nashville.....	.977
3B	John Castino, Orlando.....	.967
SS	Michael Wolf, Knoxville.....	.962
OF	Mike Ondina, Jacksonville.....	.988
C	George Enright, Jacksonville.....	.997
P	Don Morogioello, Savannah.....	1.000

1965

POS	PLAYER & CLUB	PCT
1B	Richard Reese, Charlotte.....	.994
2B	Lorenzo Fernandez, Lynchburg.....	.992
3B	Ronald Clark, Charlotte.....	.945
SS	Richard Morales, Lynchburg.....	.965
OF	Tom Umphlett, Charlotte.....	.994
C	Enrique Izquierdo, Charlotte.....	.993
P	Ted Sadowski, Charlotte.....	1.000

1967

POS	PLAYER & CLUB	PCT
1B	Ogelio Alvarez, Evan.-Knox.....	.984
2B	James Glover, Charlotte.....	.970
3B	Hilario Rojas, Montgomery.....	.948
SS	Arturo Mirando, Birmingham.....	.970
OF	Angel Bravo, Evansville.....	.995
C	Ed Herrmann, Evansville.....	.989
P	William Ferrell, Charlotte.....	1.000

1969

POS	PLAYER & CLUB	PCT
1B	George Kalatis, Montgomery.....	.986
2B	William Adkins, Birmingham.....	.976
3B	Harold Reichenbach, Columbus.....	.935
SS	Dave Concepcion, Asheville.....	.939
OF	Sheldon Andrews, Asheville.....	1.000
C	James Hibbs, Asheville.....	.993
P	Ladon Boyd, Birmingham.....	1.000

1971

POS	PLAYER & CLUB	PCT
1B	Mike Walseth, Savannah.....	.993
2B	Glenn Redmon, Asheville.....	.980
3B	Minnie Mendoza, Charlotte.....	.940
SS	Charles Guth, Charlotte.....	.974
OF	Marlan Murphy, Savannah.....	.985
C	Larry Johnson, Jacksonville.....	.995
P	Steve Luebber, Charlotte.....	1.000

1973

POS	PLAYER & CLUB	PCT
1B	Dennis Silvey, Asheville.....	.994
2B	Alvin Moore, Savannah.....	.992
3B	Taylor Duncan, Asheville.....	.945
SS	Robert Bailor, Birmingham.....	.965
OF	Rockne Craig, Jacksonville.....	.994
C	John McLaren, Columbus.....	.982
P	Charles Sprinkle, Savannah.....	1.000
	Russ Rothermel, Columbus.....	1.000

1975

POS	PLAYER & CLUB	PCT
1B	Mike Squires, Knoxville.....	.995
2B	Douglas Stodgel, Knoxville.....	.992
3B	Rich Dauer, Asheville.....	.980
SS	Rob Picciolo, Birmingham.....	.974
OF	Dan Gonzales, Montgomery.....	.990
C	George Enright, Knoxville.....	.992
P	Dave Culpepper, Columbus.....	1.000

1977

POS	PLAYER & CLUB	PCT
1B	Tom Chism, Charlotte.....	.993
2B	Dennis Mantick, Orlando.....	.975
3B	Mike Macha, Savannah.....	.901
SS	James Smith, Charlotte.....	.963
OF	Dwayne Murphy, Chattanooga.....	.985
C	Greg Shippy, Montgomery.....	.990
P	Bill Harris, Orlando.....	1.000

1979

POS	PLAYER & CLUB	PCT
1B	George Gross, Columbus.....	.995
2B	Tom Eaton, Charlotte.....	.991
3B	John Scoras, Memphis.....	.953
SS	Douglas Stokke, Columbus.....	.957
OF	Paul Householder, Nashville.....	.989
C	Dave Van Gorder, Nashville.....	.993
P	Del Leatherwood, Columbus.....	1.000

SOUTHERN LEAGUE 2020
ANNUAL FIELDING LEADERS

1980			1981		
POS	PLAYER & CLUB	PCT	POS	PLAYER & CLUB	PCT
1B	Steve Balboni, Nashville.....	.990	1B	Mark Strucher, Columbus.....	.988
2B	Tom Eaton, Charlotte.....	.974	2B	Darrell Woodard, Birmingham.....	.989
3B	Cal Ripken, Jr., Charlotte.....	.933	3B	Mike Naehring, Charlotte.....	.961
SS	Vernon Followell, Montgomery.....	.965	SS	Bryan Little, Memphis.....	.964
OF	Scott Ullger, Orlando.....	.987	OF	Chris Jones, Columbus.....	.989
C	Gregory Dahl, Columbus.....	.989	C	Brian Milner, Knoxville.....	.992
P	Ronald Meredith, Columbus.....	1.000	P	John Bohnet, Chattanooga.....	1.000
1982			1983		
POS	PLAYER & CLUB	PCT	POS	PLAYER & CLUB	PCT
1B	Ronald Grout, Savannah.....	.994	1B	Rodney Nealeigh, Memphis.....	.992
2B	Rondin Johnson, Jacksonville.....	.992	2B	Rondin Johnson, Jacksonville.....	.975
3B	Jeffrey Moronko, Chattanooga.....	.945	3B	Mike Pagliarulo, Nashville.....	.954
SS	Jim Scranton, Jacksonville.....	.965	SS	Rene Gonzales, Memphis.....	.972
OF	Edwin Saavedra, Chattanooga.....	.994	OF	John Morris, Jacksonville.....	.989
C	Bob Melvin, Birmingham.....	.993	C	Jeff Reed, Orlando.....	.989
P	Chuck Cary, Birmingham.....	1.000	P	Ray North, Savannah.....	1.000
	Clay Christiansen, Nashville.....	1.000			
1984			1985		
POS	PLAYER & CLUB	PCT	POS	PLAYER & CLUB	PCT
1B	Brick Smith, Chattanooga.....	.991	1B	Joseph Citari, Memphis.....	.993
2B	Jeff Schaefer, Charlotte.....	.977	2B	Jeffrey Jacobsen, Charlotte.....	.985
3B	Bill Pecota, Memphis.....	.967	3B	Edgar Martinez, Chattanooga.....	.947
SS	Robert Hegman, Memphis.....	.962	SS	Ricky Jones, Charlotte.....	.966
OF	Van Snider, Memphis.....	.988	OF	Richard Rizzo, Memphis.....	.992
C	Mark Poole, Knoxville.....	.997	C	Samuel Sorce, Orlando.....	.988
P	Chuck Cary, Birmingham.....	1.000	P	Jose Reyes, Memphis.....	1.000
	Mike Kinnunen, Jacksonville.....	1.000			
1986			1987		
POS	PLAYER & CLUB	PCT	POS	PLAYER & CLUB	PCT
1B	David Griffin, Greenville.....	.995	1B	Tyler Brilinski, Huntsville.....	.992
2B	Robert Falls, Columbus.....	.973	2B	Ron Gant, Greenville.....	.973
3B	Edgar Martinez, Chattanooga.....	.960	3B	Dave Myers, Chattanooga.....	.952
SS	Nelson Norman, Jacksonville.....	.957	SS	Karl Allaire, Columbus.....	.956
OF	Greg Tubbs, Greenville.....	.990	OF	John Gibbons, Chattanooga.....	.987
C	Ned Yost, Greenville.....	.993	C	Jeff Datz, Columbus.....	.993
P	Anthony Nicometi, Jacksonville.....	1.000	P	Bob Milacki, Charlotte.....	1.000
1988			1989		
POS	PLAYER & CLUB	PCT	POS	PLAYER & CLUB	PCT
1B	Gary Borg, Orlando.....	.990	1B	Dann Howitt, Huntsville.....	.992
2B	David Rohde, Columbus.....	.987	2B	Julio Alcala, Memphis.....	.971
3B	Carlo Colombino, Columbus.....	.922	3B	Robin Ventura, Birmingham.....	.930
SS	Jeffrey Richardson, Chattanooga.....	.957	SS	John Alva, Greenville.....	.953
OF	Rafael Delima, Orlando.....	.985	OF	Jerome Nelson, Chattanooga.....	.996
C	Kevin Burrell, Memphis.....	.997	C	Don Wakamatsu, Birmingham.....	.990
P	Mark Clemons, Jacksonville.....	1.000	P	Phil Harrison, Charlotte.....	1.000
1990			1991		
POS	PLAYER & CLUB	PCT	POS	PLAYER & CLUB	PCT
1B	Mike Bell, Greenville.....	.993	1B	Jim Bowie, Jacksonville.....	.992
2B	Bret Barberie, Jacksonville.....	.977	2B	Billy White, Charlotte.....	.977
3B	Tom Redington, Greenville.....	.946	3B	Cheo Garcia, Orlando.....	.954
SS	Ed Zosky, Knoxville.....	.941	SS	Alex Arias, Charlotte.....	.950
OF	Bobby Moore, Memphis.....	.996	OF	Scott Pose, Chattanooga.....	.996
C	Tony Eusebio, Columbus.....	.994	C	Mandy Romero, Carolina.....	.994
P	Johnny Ard, Orlando.....	1.000	P	David Zancanaro, Huntsville.....	1.000
1992			1993		
POS	PLAYER & CLUB	PCT	POS	PLAYER & CLUB	PCT
1B	Mike Bell, Greenville.....	.997	1B	Tim Hyers, Knoxville.....	.996
2B	Brian Turang, Jacksonville.....	.976	2B	Jose Olmeda, Greenville.....	.977
3B	Willie Greene, Chattanooga.....	.947	3B	Ed Giovanola, Greenville.....	.963
SS	Kurt Abbott, Huntsville.....	.949	SS	Alex Gonzalez, Knoxville.....	.956
OF	Scott Pose, Chattanooga.....	.996	OF	Marty Cordova, Nashville.....	.991
C	Darron Cox, Chattanooga.....	.992	C	Mike Durant, Nashville.....	.992
P	Larry Thomas, Birmingham.....	1.000	P	Jeff Mansur, Nashville.....	1.000
1994			1995		
POS	PLAYER & CLUB	PCT	POS	PLAYER & CLUB	PCT
1B	Troy Fryman, Birmingham.....	.995	1B	James Bonnici, Port City.....	.995
2B	Mark Sobolewski, Huntsville.....	.978	2B	Frank Catalanotto, Jacksonville.....	.974
3B	Gary Caraballo, Memphis.....	.938	3B	Greg Norton, Birmingham.....	.938
SS	Chris Petersen, Orlando.....	.966	SS	Pablo Martinez, Greenville.....	.966
OF	Les Norman, Memphis.....	.996	OF	Adam Hyzdu, Chattanooga.....	.995
C	Joe Ayrault, Greenville.....	.996	C	Scott Vollmer, Birmingham.....	.992
P	Giovanni Carrara, Knoxville.....	1.000	P	Larry Luebbers, Chattanooga.....	1.000

SOUTHERN LEAGUE 2020
ANNUAL FIELDING LEADERS

1996			1997		
POS	PLAYER & CLUB	PCT	POS	PLAYER & CLUB	PCT
1B	Sean Freeman, Jacksonville.....	.994	1B	Randall Jorgensen, Memphis.....	.990
2B	Frank Menechino, Birmingham.....	.978	2B	Chris Wimmer, Orlando.....	.982
3B	Peter Rose, Birmingham.....	.942	3B	Mike Coolbaugh, Huntsville.....	.943
SS	Luis Garcia, Jacksonville.....	.947	SS	Brandon Moore, Birmingham.....	.960
OF	Michael Barger, Port City.....	1.000	OF	Christian Prieto, Mobile.....	.991
C	Jason Varitek, Port City.....	.993	C	Clemente Alvarez, Birmingham.....	.998
P	Richard Pratt, Birmingham.....	1.000	P	Derrin Ebert, Greenville.....	1.000
1998			1999		
POS	PLAYER & CLUB	PCT	POS	PLAYER & CLUB	PCT
1B	Mike Mitchell, Mobile.....	.990	1B	Rich Aude, Birmingham.....	.995
2B	Jose Macias, Jacksonville.....	.977	2B	Dustin Carr, Orlando.....	.977
3B	Steve Eddie, Chattanooga.....	.956	3B	Aubrey Huff, Orlando.....	.927
SS	Mark DeRosa, Greenville.....	.964	SS	Juan Sosa, Carolina.....	.958
OF	Glen Barker, Jacksonville.....	1.000	OF	Tarrik Brock, West Tenn.....	.997
C	Jonathan Sweet, Carolina.....	.996	C	Josh Paul, Birmingham.....	.992
P	Jason Ryan, West Tenn.....	1.000	P	Jim Crowell, Chattanooga.....	1.000
2000			2001		
POS	PLAYER & CLUB	PCT	POS	PLAYER & CLUB	PCT
1B	Mike Glavine, Greenville.....	.995	1B	Eric Battersby, Birmingham.....	.995
2B	Marcus Giles, Greenville.....	.997	2B	Keoni DeRenne, Greenville.....	.996
3B	Sean Burroughs, Mobile.....	.947	3B	Andy Beinbrink, Orlando.....	.948
SS	Derek Mitchell, Jacksonville.....	.964	SS	Travis Dawkins, Chattanooga.....	.964
OF	Anthony Leday, Mobile.....	.994	OF	Darrell Dent, Jacksonville.....	1.000
C	Brandon Inge, Jacksonville.....	.990	C	Wilbert Nieves, Mobile.....	.996
P	Nate Cornejo, Jacksonville.....	1.000	P	Chris Baker, Tennessee.....	1.000
	Nate Teut, West Tenn.....	1.000		Eric Junge, Jacksonville.....	1.000
2002			2003		
POS	PLAYER & CLUB	PCT	POS	PLAYER & CLUB	PCT
1B	Dave Keltou, West Tenn.....	.990	1B	Brandon Gemoll, Huntsville.....	.990
2B	Mike Collins, Jacksonville.....	.988	2B	Andrew Beattie, Chattanooga.....	.981
3B	Brennan King, Jacksonville.....	.945	3B	Corey Erickson, Tennessee.....	.940
SS	Garrett Atkins, Carolina.....	.945	SS	J.J. Hardy, Huntsville.....	.970
OF	Rainer Olmedo, Chattanooga.....	.960	OF	Chip Ambres, Carolina.....	1.000
OF	Rich Thompson, Tennessee.....	.992	C	Humberto Quintero, Mobile.....	.995
	Ryan Langerhans, Greenville.....	.992	P	Ryan Snare, Carolina.....	1.000
C	Casey Kopitzke, West Tenn.....	.994			
P	Derek Lee, Huntsville.....	1.000			
2004			2005		
POS	PLAYER & CLUB	PCT	POS	PLAYER & CLUB	PCT
1B	Scott Thorman, Greenville.....	.994	1B	James Loney, Jacksonville.....	.993
2B	Richard Lewis, West Tenn.....	.995	2B	Rex Rundgren, Carolina.....	.974
3B	Brennan King, Jacksonville.....	.949	3B	Casey McGehee, West Tenn.....	.953
SS	Ronny Cedeno, West Tenn.....	.963	SS	Ronnie Merrill, Jr., Mobile.....	.976
OF	Jon Hamilton, Tennessee.....	.992	OF	Tyodus Meadows, Jacksonville.....	.993
C	Josh Willingham, Carolina.....	.994	C	Jose Reyes, West Tenn.....	.994
P	Glenn Bott, Jacksonville.....	1.000	P	Josh Johnson, Carolina.....	1.000
2006			2007		
POS	PLAYER & CLUB	PCT	POS	PLAYER & CLUB	PCT
1B	Ryan Bear, Carolina.....	.992	1B	Steve Sollmann, Huntsville.....	.996
2B	Danny Richar, Tennessee.....	.986	2B	J.C. Holt, Mississippi.....	.985
3B	Lee Mitchell, Carolina.....	.972	3B	Lee Mitchell, Carolina.....	.970
SS	Chin-Lung Hu, Jacksonville.....	.981	SS	Chris Minaker, West Tenn.....	.972
OF	Ron Acuna, Huntsville.....	1.000	OF	Thomas Collaro, Birmingham.....	.994
C	Miguel Montero, Tennessee.....	.997	C	Lou Palmisano, Huntsville.....	.995
P	Steven Jackson, Tennessee.....	1.000	P	Jack Egbert, Birmingham.....	1.000
2008			2009		
POS	PLAYER & CLUB	PCT	POS	PLAYER & CLUB	PCT
1B	Tony Gutierrez, Chattanooga.....	.990	1B	Logan Parker, Carolina.....	.990
2B	Rusty Ryal, Mobile.....	.984	2B	C.J. Retherford, Birmingham.....	.981
3B	Van Pope, Mississippi.....	.949	3B	Marquez Smith, Tennessee.....	.959
SS	Ronnie Merrill, Montgomery.....	.974	SS	Pedro Ciriaco, Mobile.....	.960
OF	James Tomlin, Jacksonville.....	.995	OF	Matt Young, Mississippi.....	1.000
C	J.C. Boscan, Mississippi.....	.997	C	J.C. Boscan, Mississippi.....	.993
P	Hector Ambriz, Mobile.....	1.000	P	Casey Coleman, Tennessee.....	1.000
2010			2011		
POS	PLAYER & CLUB	PCT	POS	PLAYER & CLUB	PCT
1B	Bryan Byrne, Mobile.....	.995	1B	Paul Goldschmidt, Mobile.....	.996
2B	Tony Thomas, Tennessee.....	.973	2B	Jacob Elmore, Mobile.....	.981
3B	Matt Dominguez, Jacksonville.....	.955	3B	Donell Linares, Mississippi.....	.932
SS	Kris Negron, Carolina.....	.965	SS	Taylor Harbin, Mobile.....	.969
OF	Emeel Salem, Montgomery.....	.992	OF	A.J. Pollock, Mobile.....	.996
C	Nevin Ashley, Montgomery.....	.992	C	Ed Easley, Mobile.....	.998
P	Scott Carroll, Carolina.....	1.000	P	Joseph O'Gara, Jacksonville.....	1.000



2012

POS	PLAYER & CLUB	PCT
1B	Hunter Morris, Huntsville	.995
2B	Logan Watkins, Tennessee	.987
3B	David Vidal, Pensacola	.986
SS	Hak-Ju Lee, Montgomery	.954
OF	Ty Morrison, Montgomery	.996
C	Jesus Sucre, Jackson	1.000
P	Graham Taylor, Jacksonville	1.000

2014

POS	PLAYER & CLUB	PCT
1B	Cameron Seitzer, Montgomery	.998
2B	Stephen Bruno, Tennessee	.973
3B	Jake Lamb, Mobile	.959
SS	Austin Nola, Jacksonville	.962
OF	Isaac Galloway, Jacksonville	.991
C	Luke Malle, Montgomery	.995
P	Jon Moscot, Pensacola	1.000

2016

POS	PLAYER & CLUB	PCT
1B	D.J. Hicks, Chattanooga	.997
2B	Joey DeMichele, Birmingham	.990
3B	Trey Michalczewski, Birmingham	.951
SS	Zach Vincej, Pensacola	.991
OF	Tyrone Taylor, Biloxi	1.000
C	Williams Astudillo, Mississippi	.997
P	Aaron Slegers, Chattanooga	1.000

2018

POS	PLAYER & CLUB	PCT
1B	Gavin LaValley, Pensacola	.992
2B	Shed Long, Pensacola	.971
3B	Lucas Erceg, Biloxi	.924
SS	Danny Mendick, Birmingham	.970
OF	Nathan Lukes, Montgomery	1.000
C	Brett Sullivan, Montgomery	.996
P	Michael Rucker, Tennessee	1.000

2013

POS	PLAYER & CLUB	PCT
1B	Christian Marrero, Mississippi	.996
2B	Rafael Ynoa, Chattanooga	.987
3B	Mike Walker, Huntsville	.953
SS	Nick Ahmed, Mobile	.980
OF	Ender Inciarte, Mobile	.993
C	Rossmel Perez, Mobile	.996
P	Alberto Cabrera, Tennessee	1.000

2015

POS	PLAYER & CLUB	PCT
1B	Danny Hayes, Birmingham	.995
2B	Joey DeMichele, Birmingham	.985
3B	Rio Ruiz, Mississippi	.950
SS	Elliot Soto, Jacksonville	.980
OF	Jacob Hannemann, Tennessee	.996
C	Ronnie Freeman, Mobile	1.000
P	Daniel Wright, Pensacola	1.000

2017

POS	PLAYER & CLUB	PCT
1B	Taylor Ard, Jacksonville	.993
2B	David Bote, Tennessee	.988
3B	Jason Vosler, Tennessee	.973
SS	Blake Trahan, Pensacola	.982
OF	Victor Reyes, Jackson	.997
C	Joe Hudson, Pensacola	.997
P	Joe Gunkel, Jacksonville	1.000
	Matt Tomshaw, Jacksonville	1.000

2019

POS	PLAYER & CLUB	PCT
1B	Patrick Leonard, Biloxi	.999
2B	Alejandro Salazar, Mississippi	.981
3B	Drew Ellis, Jackson	.960
SS	Alfredo Rodriguez, Chattanooga	.981
OF	Dillon Thomas, Biloxi	.994
C	Jhonny Pereda, Tennessee	.996
P	Cory Abbott, Tennessee	1.000



Mississippi Braves Alejandro Salazar led all Southern League second basemen in fielding PCT (.981), as well as Double Plays (67). He only committed 9 errors. Photo Courtesy Tate Nations



BATTING AVERAGE, SINGLE SEASON

CLUB	PLAYER	AVG	YEAR	CLUB	PLAYER	AVG	YEAR
Asheville	Mike Reinbach	.346*	1972	Lynchburg	Dick Kenworthy	.312	1964
Biloxi	Orlando Arcia	.307	2015	Macon	Len Boehmer	.329*	1964
Birmingham	Kevin Coughlin	.385*	1995	Memphis	Dan Rohrmeier	.344*	1996
Carolina	Dave Sappelt	.361	2010	Mississippi	Ozzie Albies	.321*	2016
Charlotte	Chris Padgett	.324	1986	Mobile	Javier Brito	.327*	2007
Chattanooga	Kevin Rhomberg	.366*	1981	Montgomery	Delmon Young	.336	2005
Columbus	Danny Heep	.327	1979	Nashville	Buck Showalter	.324	1980
Evansville	Lorenzo Fernandez	.302	1966	Orlando	Doc Estes	.323	1978
Greenville	Napoleon Calzado	.359*	2004	Pensacola	Josh Fellhauer	.314	2014
Huntsville	Angel Salome	.360*	2008	Port City	Desi Relaford	.287	1995
Jacksonville	Don Slaught	.335	1981	Savannah	Albert Hall	.308	1981
Knoxville/Tennessee	Willson Contreras	.333*	2015	West Tenn/Jackson	Ezequiel Carrera	.337*	2009

HOME RUNS, SINGLE SEASON

CLUB	PLAYER	HR	YEAR	CLUB	PLAYER	HR	YEAR
Asheville	Ken Hottman	37*	1971	Lynchburg	Dick Kenworthy	29*	1964
Biloxi	Corey Ray	27	2018	Macon	Lee May	25	1964
Birmingham	Rondal Rollin	39*	1987	Memphis	Mike Fuentes	37*	1982
Carolina	Neftali Soto	30**	2011	Mississippi	Ernesto Mejia	26	2011
Charlotte	Tom Dodd	37	1987	Mobile	Paul Goldschmidt	30**	2011
Chattanooga	Adam Brett Walker, II	31*	2015	Montgomery	Smokey Robinson	28	1972
Columbus	Larry Mansfield	33	1971	Nashville	Steve Balboni	34*	1980
	Alan Knicely	33*	1979		Brian Dayett	34	1982
Evansville	Rogelio Alvarez	19**	1967	Orlando	Tim Laudner	42*	1981
Greenville	Mike Hessman	26	2001	Pensacola	Aristides Aquino	20	2018
Huntsville	Rob Nelson	32	1985	Port City	James Bonnici	20	1995
Jacksonville	Billy Moore	33	1985	Savannah	Leonel Vargas	32	1981
Knoxville/Tennessee	Geronimo Berroa	36	1987	West Tenn/Jackson	Mike Wilson	27*	2008

RUNS BATTED IN, SINGLE SEASON

CLUB	PLAYER	RBI	YEAR	CLUB	PLAYER	RBI	YEAR
Asheville	Ken Hottman	116*	1971	Lynchburg	Dick Kenworthy	97	1964
Biloxi	Corey Ray	74	2018	Macon	Lee May	110*	1964
Birmingham	Luis Raven	112	1997	Memphis	Mike Fuentes	115*	1982
Carolina	George Canale	102*	1995	Mississippi	Ernesto Mejia	99*	2011
Charlotte	Tom Dodd	127*	1987	Mobile	Paul Goldschmidt	94	2011
Chattanooga	Adam Brett Walker, II	106*	2015	Montgomery	Smokey Robinson	94	1972
Columbus	Larry Ray	108	1986	Nashville	Steve Balboni	122*	1980
Evansville	Jackson Queen	67	1966	Orlando	Mark Funderburk	116*	1985
Greenville	Dave Griffin	104	1986	Pensacola	Travis Mattair	69	2014
Huntsville	Terry Steinbach	132*	1986	Port City	James Bonnici	91	1995
	Mike Coolbaugh	132*	1997	Savannah	Jack Pierce	103	1972
Jacksonville	Gabe Kapler	146*	1998	West Tenn/Jackson	Tyler O'Neill	102	2016
Knoxville/Tennessee	Tim Giles	114*	1999				

* Led League
 ** Tied for League Lead
 Bold = SL Record



WINS, SINGLE SEASON

CLUB	PLAYER	W	YEAR	CLUB	PLAYER	W	YEAR
Asheville	Jim MacDonnell	17**	1971	Lynchburg	Manly Johnston	20*	1964
Biloxi	Jorge Lopez	12**	2015	Macon	Dave Galligan	17	1964
Birmingham	Don Heinkel	19*	1983	Memphis	Israel Sanchez	13	1986
Carolina	Tim Wakefield	15	1991		Rob Mattson	13	1996
Charlotte	Laddie Renfroe	19*	1989		Heath Murray	13	1996
Chattanooga	Chris Hammond	16*	1988	Mississippi	Todd Redmond	13*	2008
Columbus	Jim MacDonald	17*	1980	Mobile	Bill Edgerton	17*	1966
Evansville	Francisco Carlos	15	1966	Montgomery	Dick Drago	15*	1967
Greenville	Napoleon Robinson	16*	1991		Andy Sonnanstine	15**	2006
Huntsville	Dan Eskew	14	1990		Chris Mason	15*	2007
Jacksonville	Dave Borkowski	16*	1998	Nashville	Clay Christiansen	16**	1982
	Tom Koehler	16*	2010		Stefan Wever	16**	1982
Knoxville/Tennessee	Steve Davis	17*	1985	Orlando	Terry Sheehan	17*	1978
	Joe Henderson	17*	1973	Pensacola	Josh Smith	11	2013
				Port City	Oswaldo Fernandez	12	1995
				Savannah	Domingo Figueroa	15*	1974
					Craig McMurtry	15*	1981
				West Tenn/Jackson	Ricky Nolasco	14**	2005

LOSSES, SINGLE SEASON

CLUB	PLAYER	L	YEAR	CLUB	PLAYER	L	YEAR
Asheville	Bob Galasso	15*	1973	Lynchburg	Francisco Carlos	14**	1965
Biloxi	Jorge Ortega	9	2016	Macon	Ken Larsen	15*	1967
	Thomas Jankins	9	2018	Memphis	John Davis	15	1985
Birmingham	Sammy Ellis	15**	1971	Mississippi	Chris Waters	14*	2006
	Spencer Adams	15*	2017	Mobile	Rick Guttorsman	16*	2001
Carolina	Mike Zimmerman	15**	1992	Montgomery	Burwell Geiger	15**	1978
Charlotte	John Hoover	16*	1985		Stephen Viethaus	15**	1978
Chattanooga	Al Raffo	14**	1965	Nashville	Jay Howell	14	1978
	Ross Powell	14**	1990	Orlando	Warren Mertens	15*	1979
Columbus	David Aloï	16*	1976		Michael Unga	15*	1980
Evansville	Ray Cordeiro	14	1968	Pensacola	Wyatt Strahan	12**	2018
Greenville	Steve Ziem	16	1985	Port City	Ryan Franklin	12	1996
Huntsville	Curtis Shaw	16*	1993	Savannah	Tim Cole	15*	1981
Jacksonville	Kent Bottenfield	17*	1989	West Tenn/Jackson	Doug Fister	14	2008
Knoxville/Tennessee	Scott Elam	16*	1982				

* Led League
** Tied for League Lead
Bold = SL Record



COMPLETE GAMES, SINGLE SEASON

CLUB	PLAYER	CG	YEAR	CLUB	PLAYER	CG	YEAR
Asheville	Dave Roberts	14*	1966	Lynchburg	Manly Johnston	15*	1964
	Randy Stein	14	1973		Fred Klages	15	1965
	Randy Benson	14	1974	Macon	Dave Galligan	12	1964
	Doug Wessel	14	1974		Silvano Quezada	12*	1967
	Mike Parrott	14*	1975	Memphis	Bryn Smith	12	1980
Biloxi	Tyler Wagner	2	2015	Mississippi	Sean Gilmartin	3	2012
	Aaron Wilkerson	2**	2017		Tyrell Jenkins	3*	2015
Birmingham	Don Heinkel	13*	1983	Mobile	Bill Edgerton	10	1966
Carolina	Tim Wakefield	8**	1991	Montgomery	Sheldon Burnside	16**	1977
Charlotte	Ken Dixon	20*	1984	Nashville	Jamie Werly	18**	1981
Chattanooga	Robin Fuson	15*	1982	Orlando	Jerry Garvin	15	1976
Columbus	Billy Smith	19*	1979	Pensacola	Jon Moscot	2	2014
Evansville	Daniel Murphy	11	1966	Port City	Bob Wolcott	2	1995
Greenville	Joe Johnson	7	1984		Ryan Franklin	2	1996
Huntsville	Todd Burns	5	1986	Savannah	Warren Jenkins	13*	1969
	Wally Whitehurst	5	1987		Rick Camp	13	1975
Jacksonville	Bill Paschall	13	1977		Roger Alexander	13	1976
Knoxville/Tennessee	Dennis Howard	13	1982		Craig McMurtry	13	1981
				West Tenn/Jackson	Dave Manning	6	1999

INNINGS PITCHED, SINGLE SEASON

CLUB	PLAYER	IP	YEAR	CLUB	PLAYER	IP	YEAR
Asheville	Ken Larsen	208.0	1971	Lynchburg	Manly Johnston	227.0*	1964
Biloxi	Tyler Wagner	152.1	2015	Macon	Dave Galligan	209.0	1964
Birmingham	Sammy Ellis	208.0*	1971	Memphis	Rob Mattson	201.2*	1995
Carolina	Tim Wakefield	183.0	1991	Mississippi	Todd Redmond	166.1	2008
Charlotte	Ken Dixon	240.0*	1984	Mobile	Matt Torra	180.0*	2009
Chattanooga	Robin Fuson	222.0*	1982	Montgomery	Bill Gilbreth	221.0*	1970
Columbus	Doug Konieczny	213.0*	1973		Danny Fife	221.0*	1972
Evansville	Francisco Carlos	199.0*	1966	Nashville	Jamie Werly	222.0**	1981
Greenville	Kevin Coffman	181.2	1987	Orlando	Bryan Oelkers	219.2	1984
Huntsville	Wally Whitehurst	183.1	1987	Pensacola	Deck McGuire	168.0*	2017
Jacksonville	Brian Barnes	201.1*	1990	Port City	Ryan Franklin	182.0	1996
Knoxville/Tennessee	Steve Cummings	213.0	1988	Savannah	Steve Bedrosian	203.0*	1980
				West Tenn/Jackson	Brian McNichol	179.0	1998

* Led League
** Tied for League Lead
Bold = SL Record



LHP Josh Fleming of the Montgomery Biscuits led the Southern League with 3 Complete Games. Fleming also tied the league in Wins (11), Winning Pct (.733) and Shutouts (1).



STRIKEOUTS, SINGLE SEASON

CLUB	PLAYER	SO	YEAR	CLUB	PLAYER	SO	YEAR
Asheville	Luke Walker	197*	1965	Lynchburg	Manly Johnston	166	1964
Biloxi	Alec Bettinger	157*	2019	Macon	Dave Galligan	168*	1964
Birmingham	Chris Floethe	225*	1971	Memphis	Archie Corbin	166	1991
Carolina	Shawn Chacon	172*	2000	Mississippi	Sean Newcomb	152*	2016
Charlotte	Ken Dixon	211*	1984	Mobile	Esmerling Vasquez	151	2007
Chattanooga	Curt Lyons	176*	1996	Montgomery	Bill Gilbreth	192*	1970
Columbus	Doug Konieczny	222*	1973	Nashville	Jamie Werly	193*	1981
Evansville	Dan Murphy	135	1966	Orlando	Mike Trombley	175*	1991
Greenville	Kevin Coffman	153	1987	Pensacola	Deck McGuire	170*	2017
Huntsville	Ray Young	163	1989	Port City	Oswaldo Fernandez	160	1995
Jacksonville	Brian Barnes	213*	1990	Savannah	Steve Bedrosian	161*	1980
Knoxville/Tennessee	Alex Sanchez	166	1988	West Tenn/Jackson	Renyel Pinto	179*	2004
	Cory Abbott	166*	2019				

EARNED RUN AVERAGE, SINGLE SEASON

Minimum 0.8 IP/League Games

CLUB	PLAYER	ERA	YEAR	CLUB	PLAYER	ERA	YEAR
Asheville	Luke Walker	2.26*	1965	Lynchburg	Manly Johnston	2.46*	1964
Biloxi	Trey Supak	2.20*	2019	Macon	Silvano Quezada	2.45	1967
Birmingham	Wilson Alvarez	1.83	1991	Memphis	Hector Wagner	2.03	1990
Carolina	Travis Wood	1.21*	2009	Mississippi	Mike Soroka	2.75	2017
Charlotte	Sammy Stewart	2.08*	1977	Mobile	Bryan Wolff	2.29*	1998
Chattanooga	Chris Hammond	1.72	1988	Montgomery	Dave Zozema	1.57*	1976
Columbus	Russ Rothermel	1.81*	1973	Nashville	Andy McGaffigan	1.82*	1980
Evansville	Dan Lazar	2.30	1967	Orlando	Pat Mahomes	1.78*	1991
Greenville	Jim LeMasters	2.19	1989	Pensacola	Timothy Adleman	2.64	2015
Huntsville	Joe Law	2.56	1988	Port City	Matt Wagner	2.82	1995
Jacksonville	Lynn McKinney	1.62	1976	Savannah	Roger Alexander	1.84*	1978
Knoxville/Tennessee	Joe Henderson	2.08*	1973	West Tenn/Jackson	Steve Smyth	2.54	2001

WINNING PERCENTAGE, SINGLE SEASON

CLUB	PLAYER	PCT.	W-L	YEAR
Asheville	Herb Hutson	.824*	14-3	1972
Biloxi	Zack Brown	.900*	9-1	2018
Birmingham	Jeff Bettendorf	.900*	9-1	1987
Carolina	Sean Fesh	.900	9-1	2003
Charlotte	Chris Skinner	.917*	11-1	1985
Chattanooga	Tommy Kramer	.923*	12-1	1995
Columbus	Tom Shafer	.833	10-2	1965
Evansville	Dan Murphy	.833	10-2	1967
Greenville	Andy Nezelek	.818*	9-2	1992
Huntsville	Dan Eskew	.824*	14-3	1990
Jacksonville	Tom Koehler	.889*	16-2	2010
Knoxville/Tennessee	Joe Henderson	.810*	17-4	1973
Lynchburg	Jose Lizondro	.769	10-3	1965
Macon	Dave Galligan	.680	17-8	1964
Memphis	Shane Dennis	.900	9-1	1996
Mississippi	Chuck James	.900	9-1	2005
Mobile	Mike Thompson	.833*	10-2	2004
Montgomery	John Gregory	.846*	11-2	1969
	Dennis DeBarr	.846*	11-2	1976
Nashville	Pete Filson	.833	10-2	1981
Orlando	Denny Neagle	.800	12-3	1990
Pensacola	Seth Varner	.750	9-3	2018
Port City	Oswaldo Fernandez	.632	12-7	1995
Savannah	Domingo Figueroa	.789*	15-4	1974
West Tenn/Jackson	Ricky Nolasco	.824	14-3	2004

* Led League

** Tied for League Lead

Bold = SL Record



INDIVIDUAL NO-HITTERS

DATE	PITCHER, CLUB	OPPONENT	SCORE
May 3, 1964*	Doug Gallagher, Knoxville	Asheville	W, 3-0
April 29, 1965*	Paul Seitz, Birmingham	Chattanooga	W, 2-0
June 30, 1965*	Mike Jurewicz, Columbus	Charlotte	W, 2-0
August 11, 1965	William "Bill" Whitby, Charlotte	Asheville	W, 5-0
August 13, 1965*	Rich Beck, Columbus	Lynchburg	W, 2-0
July 4, 1966*	Steve Jones, Evansville	Columbus	W, 1-0
April 23, 1967**	Robert Sturges, Macon	Evansville	T, 0-0
July 6, 1967*	George Lauzerique, Birmingham	Evansville	W, 1-0
July 22, 1967*	Leslie Cain, Montgomery	Birmingham	W, 2-0
July 31, 1967	Mike Olivo, Birmingham	Evansville	W, 2-0
July 7, 1968*	James Brown, Montgomery	Charlotte	W, 2-0
July 25, 1968	James Brown, Montgomery	Birmingham	W, 3-0
May 23, 1969*	Paul Edmondson, Columbus	Montgomery	W, 3-0
July 26, 1969*	John Gregory, Montgomery	Savannah	W, 6-0
August 22, 1969*	Ron Crook, Asheville	Savannah	W, 3-0
August 14, 1970	Chips Swanson, Montgomery	Savannah	W, 3-0
July 9, 1971	Robert Kaiser, Jacksonville	Montgomery	W, 3-0
July 10, 1971*	Harold Clem, Asheville	Savannah	W, 1-0
August 29, 1971	Pat Darcy, Columbus	Charlotte	W, 2-0
September 5, 1971	Daniel Evans, Columbus	Jacksonville	W, 3-0
May 12, 1972	Domingo Figueroa, Savannah	Jacksonville	W, 1-0
July 26, 1973	Matt Rosiek, Columbus	Savannah	W, 9-0
August 8, 1973	Dave Lemanczyk, Montgomery	Asheville	W, 3-0
August 26, 1973	Gary Lance, Jacksonville	Birmingham	W, 3-0
July 5, 1974*	Tom Bruno, Jacksonville	Columbus	W, 5-0
July 25, 1974*	Mickey Mahler, Savannah	Birmingham	W, 8-0
April 24, 1976	Steve Trella, Montgomery	Jacksonville	W, 1-0
June 4, 1976*	Mark Ballinger, Jacksonville	Columbus	W, 3-0
June 24, 1976*	Sheldon Burnside, Montgomery	Charlotte	W, 8-0
May 26, 1978	Terry Sheehan, Orlando	Savannah	W, 3-0
July 12, 1978*	Rodney Boxberger, Columbus	Montgomery	W, 3-0
August 20, 1978	Mike Finlayson, Memphis	Montgomery	W, 1-0
May 16, 1981	Jeff Cornell, Jacksonville	Nashville	W, 4-0
May 21, 1982	Matt West, Savannah	Jacksonville	W, 1-0
July 9, 1983	Tony Ferreira, Jacksonville	Knoxville	W, 6-0
August 25, 1983	Bob Veselic, Columbus	Nashville	W, 2-0
May 4, 1984*	Jim Deshaies, Nashville	Columbus	W, 5-1
May 10, 1985	Scott Elam, Knoxville	Memphis	W, 2-0
May 13, 1985	John Habyan, Charlotte	Columbus	W, 6-0
June 8, 1986	Troy McKay, Jacksonville (6 innings)	Chattanooga	T, 0-0
July 2, 1986	Mitch McKelvey, Memphis	Columbus	W, 16-0
June 4, 1990*	Rob Wishnevski, Knoxville	Charlotte	W, 3-0
June 17, 1990	Kent Bottenfield, Jacksonville	Orlando	W, 1-0
July 13, 1990*	Frank Castillo, Charlotte	Huntsville	W, 4-0
August 9, 1990	Pete Blohm, Knoxville (6 innings)	Greenville	W, 2-0
August 30, 1990*	Johnny Ard, Orlando	Chattanooga	W, 2-0
August 8, 1991*	Mike Trombley, Orlando	Knoxville	W, 3-0
August 28, 1992*	John Roper, Chattanooga	Birmingham	W, 1-0
June 13, 1993	Tanyon Sturtze, Huntsville	Chattanooga	W, 5-0
August 8, 1993	Rodney Myers, Memphis	Knoxville	W, 3-0
August 8, 1995	Luis Andujar, Birmingham	Memphis	W, 1-0
Sept. 2, 1995*	Robbie Beckett, Memphis	Chattanooga	L, 1-0
June 1, 1996	Travis Buckley, Chattanooga	Huntsville	W, 6-0
April 21, 1997*	Ryan Franklin, Memphis	Carolina	W, 6-0
July 22, 1999	Dave Manning, West Tenn	Jacksonville	W, 1-0
May 27, 2000	Leo Estrella, Tennessee	Orlando	W, 3-0
August 3, 2000	Kevin Mobley, Jacksonville	Tennessee	W, 1-0
May 22, 2002	Gerardo Garcia, Orlando	Tennessee	W, 2-0
July 15, 2003*	Chad Gaudin, Orlando	Jacksonville	W, 1-0
July 29, 2005	Nic Ungs, Carolina	West Tenn	W, 2-0
June 21, 2007*	Mark Holliman, Tennessee	Huntsville	W, 3-0
June 2, 2008*	David Welch, Huntsville	Chattanooga	W, 2-0
June 25, 2008	Tommy Hanson, Mississippi	Birmingham	W, 6-0
May 4, 2009**	Aaron Poreda, Birmingham	West Tenn	W, 3-0
August 15, 2010**	Elih Villanueva, Jacksonville	Carolina	W, 1-0
June 16, 2011	Matt Moore, Montgomery	Mobile	W, 8-0
August 6, 2013	Eric Jokisch, Tennessee	Jacksonville	W, 10-0
August 24, 2013	Victor Mateo, Montgomery	Jacksonville	W, 3-0
August 28, 2014	Andres Santiago, Chattanooga	Tennessee	W, 1-0
June 9, 2015*	Frankie Montas, Birmingham	Tennessee	W, 2-0
April 22, 2017	Tyler Mahle, Pensacola	Mobile	W, 1-0

* 7-inning game | ** 5-inning game | **Bold = Perfect Game**



COMBINED NO-HITTERS

DATE	CLUB (PITCHERS)	OPPONENT	SCORE
August 28, 1984	Knoxville (David Shipanoff, Mercedes Esquer & Tim Rodgers)	Charlotte	L, 1-0
April 18, 1991	Birmingham (Jose Ventura, Chris Howard & John Hudek)	Charlotte	W, 4-1
May 8, 1992	Carolina (Mike Zimmerman & Dennis Tafoya; 8-inning game)	Chattanooga	W, 1-0
August 3, 1992	Huntsville (Dana Allison, Roger Smithberg & Todd Revenig; 10-inning game)	Birmingham	W, 1-0
April 14, 1997	Memphis (Ryan Franklin, Scott Simmons & David Holdridge)	Chattanooga	W, 4-0
April 5, 2001	Birmingham (Mike Porzio, Matt Beaumont & Brian Tokarse)	Tennessee	W, 5-0
April 9, 2003	Carolina (Ryan Snare, Steve Kent & Ryan Baker; 7-inning game)	Mobile	W, 1-0
April 14, 2004	Carolina (Trevor Hutchinson & Kevin Cave; 7-inning game)	Huntsville	W, 5-0
August 2, 2010	Mississippi (Julio Teheran & Ty'Relle Harris)	Mobile	W, 2-0
June 16, 2012	Pensacola (Daniel Corcino & Wilkin De La Rosa)	Mobile	W, 6-0
August 2, 2012	Huntsville (Jimmy Nelson, Dan Merklinger, RJ Seidel, Darren Byrd & Brandon Kintzler)	Chattanooga	W, 3-1
August 14, 2013	Mobile (Archie Bradley, Matt Gorgen, Derek Eitel, Willy Paredes & Jake Barrett)	Huntsville	W, 2-0
May 20, 2016	Pensacola (Jackson Stephens, Matt Maggill & Carlos Gonzalez; 7-inning gm)	Jacksonville	W, 6-0
July 11, 2016	Montgomery (Steve Ascher, Jared Mortensen, Jordan Harrison & Kyle Winkler; 7-inning game)	Jackson	W, 2-1
August 14, 2017	Biloxi (Hiram Burgos, Forrest Snow, Nick Ramirez, Jorge Lopez; 7-inning game)	Tennessee	W, 1-0
April 28, 2018	Mobile (Griffin Canning, Matt Custred, & Ryan Clark)	Montgomery	W, 1-0
May 14, 2018	Mobile (Griffin Canning, Greg Mahle, Adrian Almeida, & Ryan Clark)	Birmingham	W, 9-0
June 14, 2018	Jackson (Justin Donatella, Daniel Gibson, Kirby Bellow, Kevin Ginkel, Brad Goldberg)	Jacksonville	W, 6-0
June 28, 2019	Mississippi (Ian Anderson, Jeremy Walker)	Jackson	W, 2-0

POSTSEASON NO-HITTERS*

DATE	PITCHER(S), CLUB	OPPONENT	SCORE
September 8, 1993	Mike Hostetler, Greenville	Knoxville	W, 2-0
September 8, 2005	Chad Billingsley & Jonathan Broxton, Jacksonville	Birmingham	W, 2-0
September 7, 2007	Corey Thurman, Dave Johnson & Luis Pena, Huntsville	Tennessee	W, 5-0

* Postseason game logs not kept prior to 1993

PERFECT GAMES*

DATE	PITCHER, CLUB	OPPONENT	SCORE
July 6, 1967*	George Lauzerique, Birmingham	Evansville	W, 1-0
August 14, 1970	Chips Swanson, Montgomery	Savannah	W, 3-0
July 15, 2003*	Chad Gaudin, Orlando	Jacksonville	W, 1-0
April 22, 2017	Tyler Mahle, Pensacola	Mobile	W, 1-0

*indicates a 7-inning game

MISCELLANEOUS LOW-HIT GAMES

DATE	PITCHER, CLUB	OPPONENT	SCORE
April 14, 1978	Darrell Jackson, Orlando (making pro debut, pitched nine hitless innings of a 12-inn. game)	Jacksonville	W, 1-0
May 28, 1987	Bob Milacki, Charlotte (lost no-hitter in 12th inning of a 13-inning game)	Chattanooga	W, 2-1




15-GAME WINNERS

YEAR	PLAYER & CLUB	W-L
1964	Manly Johnston, Lynchburg	20-7
1983	Don Heinkel, Birmingham	19-6
1989	Laddie Renfroe, Charlotte	19-7
1966	Bill Edgerton, Mobile	17-4
1973	Joe Henderson, Knoxville	17-4
1971	Jim MacDonnell, Asheville	17-7
1976	Dave Ford, Charlotte	17-7
1980	Jim MacDonald, Columbus	17-7
1985	Steve Davis, Knoxville	17-7
1964	Dave Galligan, Macon	17-8
1971	Dick Rusteck, Charlotte	17-8
1978	Terry Sheehan, Orlando	17-8
2010	Tom Koehler, Jacksonville	16-2
1988	Chris Hammond, Chattanooga	16-5
1968	Grover Powell, Asheville	16-6
1982	Stefan Wever, Nashville	16-6
1991	Napoleon Robinson, Greenville	16-6
1965	Tom Frondorf, Knoxville	16-7
1998	Dave Borkowski, Jacksonville	16-7
1972	Paul Mitchell, Asheville	16-8
1980	Allan Ramirez, Charlotte	16-8
1982	Clay Christiansen, Nashville	16-8
1965	Milt Osteen, Knoxville	16-9
2006	Spike Lundberg, Jacksonville	15-2
1969	Bill Zepp, Charlotte	15-3
1974	Domingo Figueroa, Savannah	15-4
1987	John Trautwein, Jacksonville	15-4
2001	Mitch Wylie, Birmingham	15-4
2007	Chris Mason, Montgomery	15-4
1971	Greg Jaycox, Charlotte	15-5
1974	Paul Siebert, Columbus	15-5
1980	Andy McGaffigan, Nashville	15-6
1996	Brian Moehler, Jacksonville	15-6
2001	Chris Baker, Tennessee	15-6
1991	Tim Wakefield, Carolina	15-7
1964	Jose Lizondro, Lynchburg	15-8
1966	Francisco Carlos, Evansville	15-8
2006	Andy Sonnanstine, Montgomery	15-8
1967	Dick Drago, Montgomery	15-9
1980	Brian Ryder, Nashville	15-9
1977	Bryn Smith, Memphis	15-10
1989	Pat Bangston, Orlando	15-10
1979	Del Leatherwood, Columbus	15-11
1981	Craig McMurtry, Savannah	15-11
1990	Doug Simons, Orlando	15-11
1995	Elmer Dessens, Carolina	15-12

30-HOMER HITTERS

YEAR	PLAYER & CLUB	HR
1981	Tim Laudner, Orlando	42
1987	Rondal Rollin, Birmingham	39
1971	Ken Hottman, Asheville	37
1982	Mike Fuentes, Memphis	37
1987	Tom Dodd, Charlotte	37
1987	Geronimo Berroa, Knoxville	36
1973	Terry Clapp, Asheville	35
1980	Steve Balboni, Nashville	34
1982	Brian Dayett, Nashville	34
1985	Mark Funderburk, Orlando	34
1996	Derrek Lee, Memphis	34
1971	Larry Mansfield, Columbus	33
1979	Alan Knicely, Columbus	33
1984	Dan Pasqua, Nashville	33
1985	Bill Moore, Jacksonville	33
1966	Bob Robertson, Asheville	32
1981	Leonel Vargas, Savannah	32
1985	Rob Nelson, Huntsville	32
1981	Mike Laga, Birmingham	31
1981	Willie Royster, Charlotte	31
1986	Glenallen Hill, Knoxville	31
1995	Ivan Cruz, Jacksonville	31
2001	Josh Phelps, Tennessee	31
2003	Bucky Jacobsen, Tennessee	31
2015	Adam Brett Walker II, Chattanooga	31
1972	Mike Reinbach, Asheville	30
1981	Gary Gaetti, Orlando	30
1985	Rondal Rollin, Birmingham	30
1997	Mike Coolbaugh, Huntsville	30
1997	Luis Raven, Birmingham	30
1997	Kevin Witt, Knoxville	30
2011	Paul Goldschmidt, Mobile	30
2011	Neftali Soto, Carolina	30



Former Mobile BayBears slugger Paul Goldschmidt tied for the league lead with 30 home runs during the 2011 Southern League season.

HITTING FOR THE CYCLE

DATE	BATTER	CLUB	RESULT & OPPONENT
April 19, 1964	Brian McCall	Lynchburg	(L, 4-3 @ Charlotte)
May 27, 1964	Larry Stahl	Birmingham	(W, 11-1 @ Charlotte)
June 21, 1964	Tony Frulio	Birmingham	(W, 10-5 @ Knoxville)
May 27, 1967	Robert Christian	Montgomery	(vs. Charlotte)
July 8, 1967	Reggie Jackson	Birmingham	(vs. Macon)
August 15, 1967 ²	Hilario Rojas	Montgomery	(W, 14-8 vs Evansville)
May 20, 1970	Michael Lisetski	Asheville	(@ Columbus)
June 14, 1977	Michael Gatlin	Orlando	(@ Charlotte)
August 15, 1977	Dave Stegman	Montgomery	(@ Charlotte)
June 5, 1979	Mark Naehring	Knoxville	(vs. Charlotte)
August 24, 1982	Al Newman	Memphis	(vs. Chattanooga)
July 18, 1983	John Morris	Jacksonville	(@ Chattanooga)
August 27, 1986	Alonzo Powell	Jacksonville	(vs. Columbus)
August 22, 1987	Van Snider	Memphis	(W, 10-3 vs. Knoxville)
April 9, 1990	Boi Rodriguez	Jacksonville	(W, 6-0 vs. Chattanooga)
June 16, 1990	Benny Colvard	Chattanooga	(@ Knoxville)
August 5, 1992	Chris Ebright	Charlotte	(W, 22-2 @ Orlando)
July 18, 1995	Darren Burton	Orlando	(W, 8-2 vs. Greenville)
July 10, 1996	Ron Wright	Greenville	(W, 7-1 vs. Memphis)
April 18, 1997	Paul Torres	Memphis	(W, 13-2 @ Knoxville)
July 19, 1997	Chad Hermanson	Carolina	(L, 14-11 @ Birmingham)
June 12, 1998	Carlos Villalobos	Jacksonville	(W, 8-7 vs. Huntsville)
May 9, 1999	Ben Petrick	Carolina	(W, 6-3 vs. Huntsville)
August 18, 1999	Tim Giles	Knoxville	(L, 10-9 vs Birmingham)
June 10, 2002	Rene Reyes	Carolina	(W, 6-2 @ Greenville)
April 28, 2005	Marland Williams	Tennessee	(L, 14-13 [10 inns] @ Huntsville)
June 10, 2007	Victor Mercedes (1)	Birmingham	(W, 12-3 vs. Mississippi)
July 7, 2007	Alberto Concepcion	Jacksonville	(W, 12-7 @ Carolina)
August 19, 2008	Victor Mercedes (2)	Birmingham	(W, 7-5 vs. Huntsville)
July 5, 2011	Tyler Pastornicky	Mississippi	(W, 14-7 vs. Jackson)
August 18, 2011	Alfredo Silverio	Chattanooga	(L, 12-11 vs. Carolina)
May 26, 2012	Kyle Skipworth	Jacksonville	(W, 13-10 @ Chattanooga)
April 27, 2013	Abraham Almonte	Jackson	(W, 13-0 @ Chattanooga)
April 21, 2014	Donald Lutz	Pensacola	(W, 17-1 @ Jacksonville)
May 22, 2014	Kentrail Davis	Huntsville	(L, 7-6 [12 inns] @ Montgomery)
June 1, 2014	Scott Schebler	Chattanooga	(L, 16-9 vs. Mobile)
May 9, 2015	Tim Anderson	Birmingham	(W, 8-7 @ Montgomery)
May 16, 2015	Zach Borenstein	Mobile	(L, 10-9 vs Birmingham)
August 11, 2015	Jacob May	Birmingham	(L, 13-10 @ Pensacola)
June 1, 2016	Chris Curley	Jacksonville	(W, 7-4 vs Montgomery)
April 18, 2018	Galli Cribbs	Jackson	(W, 8-1 vs Birmingham)
May 11, 2018	Jose Rojas	Mobile	(W, 14-3 @ Mississippi)
September 1, 2018	P.J. Higgins	Tennessee	(L, 10-6 [10 Inns] vs Pensacola)
June 5, 2019	Brett Sullivan	Montgomery	(W, 5-1 vs Tennessee)
August 23, 2019	Jim Haley	Montgomery	(W, 17-6 @ Chattanooga)

²Cycle occurred in the second game of a doubleheader
Note: Daily game logs not kept prior to 2005

TRIPLE CROWN WINNERS (BATTERS)

YEAR	BATTER	CLUB	AVG.	HR	RBI
1972	Mike Reinbach	Asheville	.346	30	109

TRIPLE CROWN WINNERS (PITCHERS)

YEAR	PITCHER	CLUB	ERA	W	K
1982	Stefan Wever	Nashville	2.78	16	191
1994	Blaine Beatty	Chattanooga	2.38	14	162

HISTORY



BILLY HITCHCOCK

Billy Hitchcock, who helped pioneer the Southern League's development into the successful 10-team Double-A league it is today, has been the name attached to the circuit's championship trophy since 2004.

Hitchcock began his 10-year stint as Southern League President in August 1971, having been elected by league owners following the sudden death of his predecessor Sam Smith. League presidency represented just another baseball-related chapter in the life of Hitchcock, who had previously spent nine seasons (1942-53) as a major league infielder and parts of five more as a manager in the 1960s.


Almost immediately after taking over league operations from Smith's widow, Louise, Hitchcock began working with league general managers to modernize facilities. Focusing on affordable family entertainment, Hitchcock adopted the mantra still abided by Southern League franchises from Jackson to Jacksonville: "We've got to entertain the fans. Let's have fun."

Before his first full season as president in 1972, Hitchcock abolished the Dixie Association, a three-division joint venture between the Southern and Texas League. Knoxville became the Southern League's eighth team and paved the way for realignment into East and West Divisions. A playoff series between the two division leaders was created to crown a Southern League champion.

Hitchcock revised the playoff format again in 1976 with the addition of the regular season split schedule; providing a playoff series between the division champions of each half that determined the opponents in the Southern League Championship. Doubling the number of teams in postseason play resulted in a sharp increase in attendance, a staple of the Hitchcock era.

With the addition of expansion teams in Nashville and Memphis, the Southern League topped the one million mark in attendance for the first time in 1978. In fact, attendance increased from 434,274 in Hitchcock's first full year in the league to over 1.75 million in his final campaign.

After instituting several improvements that triggered an explosion of popularity in the Southern League, Hitchcock retired following the 1980 season. Even after his death at age 89 in 2006, Hitchcock's legacy remains an integral part of the Southern League's fabric. In 2014, he was named to the inaugural class of the Southern League Hall of Fame.



Billy Hitchcock



Billy Hitchcock
Southern League Championship
Trophy

OVERVIEW OF THE SOUTHERN LEAGUE

The history of the Southern League can be traced to 1885, when the original eight team Southern League was formed. Although the circuit folded in 1899, the Southern Association formed in 1901 and the South Atlantic League embarked upon its inaugural season three years later. After the Southern Association disbanded in 1961, the South Atlantic League was elevated to Double-A status in 1963. The circuit was renamed the Southern League the following year to correspond with its new classification. It was later decided that all Southern League records would date to the 1964 season.

THE ORIGINAL SOUTHERN LEAGUE

The original Southern League was formed in 1885 during the early boom of minor league baseball. The league consisted of eight charter members: Atlanta, Augusta, Birmingham, Chattanooga, Columbus, Macon, Memphis, and Nashville. Henry W. Grady, the managing editor of *The Atlanta Journal Constitution*, was named the league's original president and ran it out of his newspaper office. The original schedule called for teams to play a 100-game season but only two teams reached that mark in 1885. The Atlanta franchise won the first Southern League crown with a mark of 60-31.

Ten other cities were affiliated with the original Southern League over the next 14 years: Charleston, Dallas, Evansville, Little Rock, Mobile, Montgomery, New Orleans, Pensacola, Savannah, and Shreveport. None of the 18 teams participated in every season; however, and the circuit became non-operational in 1891, 1892, and 1897.

Hall of Famers Fred Clarke, Joe McGinnity, and Kid Nichols were a few of the talented players who participated in the league's existence during the late 19th century.

With continuing financial problems and a lack of fan support, the Southern League fielded only four teams for the 1899 season. That campaign endured sporadic play and the midseason move of a franchise from Montgomery to Dallas. Mobile and New Orleans disbanded due to low attendance in June and the remainder of the season was subsequently canceled.

That midseason cancellation in 1899 marked the official end of the original Southern League. With not enough interest or support entering the following season, the league folded for good.

THE SOUTHERN ASSOCIATION

In 1901, the Southern Association was formed to fill the void left by the original Southern League. There were eight franchises in its inaugural season: Birmingham, Chattanooga, Little Rock, Memphis, Nashville, New Orleans, Selma, and Shreveport. Reed W. Kent was named the first president of the Southern Association, but was succeeded by W. J. Boles and later J. B. Nicklin during the inaugural season. Nashville won the Association's first pennant by finishing the season with an 80-40 record.

The Southern Association was initially very popular. With 3:30 p.m. start times, games were often attended by both businessmen and children alike. But without the aid of stadium lighting, games also needed to be played quickly and averaged just an hour and a half in length.

Several baseball greats spent part of their careers in the Southern Association including Luis Aparicio, Burleigh Grimes, Rogers Hornsby, Joe Jackson, Harmon Killebrew, Eddie Mathews, Casey Stengel, and Pie Traynor. When Southern Association ballparks were vacant, notable Negro League stars such as Satchel Paige and Willie Mays played there.

The Southern Association maintained popularity until the late 1950s. But with the development of major league national radio and television broadcasts in addition to the beginning of network television programming, fans found alternatives to the ballpark. As a result, teams saw a sharp decline in attendance.

Diminished interest ultimately led to storied franchises in Memphis and New Orleans disbanding. With the Southern Association in financial crisis following its 1961 campaign, the Southern Association ultimately folded after 61 continuous seasons.

THE SOUTH ATLANTIC LEAGUE

Founded by Charles W. Boyer and J.B. Lucy in 1904, the South Atlantic League initially consisted of six teams; the Augusta Tourists, Charleston Sea Gulls, Columbia Skyscrapers, Jacksonville Jays, Macon Highlanders, and Savannah Pathfinders. Each team in the new Class C league played at least 100 games in the inaugural season with just a miniscule 12-man roster limit.

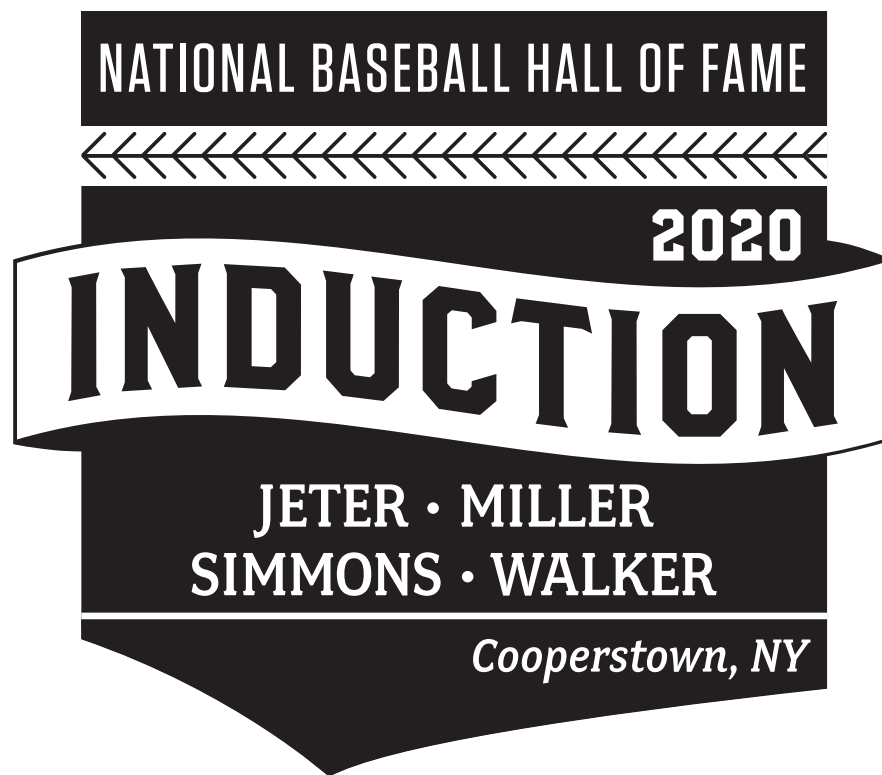
The SALLY League - as it became known - advanced its classification to a Class B league in 1921 and was elevated to Class A status in 1946. Operations were suspended in 1931 due to the Great Depression, but the league reorganized five years later.

In 1953, Hank Aaron, Horace Garner, Felix Mantilla, Al Israel, and Fleming Reedy became the first players to integrate the SALLY League. Aaron paced the league in batting, hits, runs, RBIs, and doubles on his way to being named Most Valuable Player.

In addition to Aaron, Hall of Famers Ty Cobb, Bob Gibson, Goose Goslin, "Shoeless" Joe Jackson, Harmon Killebrew, Phil Niekro, Frank Robinson, Enos Slaughter, Willie Stargell, and Hoyt Wilhelm played during the 59 years of the SALLY League.

In the wake of the Southern Association's disbandment following the 1961 season, just 12 Double-A franchises remained to provide for 20 major league teams. South Atlantic League President Sam Smith led a drive to elevate the league to Double-A status. After Smith added Chattanooga and Nashville to the existing six-team league, the South Atlantic League began play as a Double-A league in 1963.

Since the SALLY League long had been associated with the lower classifications of minor league baseball, the decision was made to rename the league. In 1964, the league took on the resurrected "Southern League" name. The South Atlantic League moniker was unclaimed until 1980, when a new Class A league was formed.



EVOLUTION OF THE SOUTHERN LEAGUE

The modern Southern League began prior to the 1964 season with eight teams. Six teams from the South Atlantic League continued under the new Southern League including Asheville, Charlotte, Chattanooga, Knoxville, Lynchburg, and Macon. New franchises in Birmingham and Columbus rounded out the eight-team circuit. Sam Smith returned as President of the newly renamed league, which featured a 140-game schedule and an All-Star Game played at historic Rickwood Field. Since other leagues had contributed to the history of the Southern League, it was decided that the league would not maintain records prior to the 1964 campaign.

The early years of the modern Southern League were devoid of a playoff format but not excitement. The Birmingham Barons and Lynchburg White Sox provided fans with a thrilling race in the circuit's inaugural season, with Lynchburg winning the pennant by one game.

In the 1960s, Southern League fans were treated to the talents of Bert Campaneris, Vida Blue, Rollie Fingers, Reggie Jackson, Ferguson Jenkins, and Tony La Russa before they became famous on a national stage. Campaneris, Blue, Fingers, and Jackson helped the Oakland Athletics to three consecutive World Series titles in the early 1970s. La Russa managed them to another championship in 1989 before guiding the St. Louis Cardinals to a title in 2007.

Following Smith's sudden death in April 1971, former big league player and manager Billy Hitchcock assumed the Southern League presidency that August. Hitchcock led a rejuvenation of the Southern League that featured many improvements including stadium refurbishments and a concerted effort to make the league more family-friendly. Hitchcock's interests were rewarded with large increases in attendance throughout the league.

Many more great players marched through the Southern League en route to distinguished major league careers, with Eddie Murray, Dale Murphy, Alan Trammell, Lou Whitaker, and Tim Lincecum among the most notable. The Southern League's attendance soared past the one million mark in 1978 thanks to President Hitchcock's efforts and the abundance of budding stars in the league.

Jimmy Bragan succeeded Hitchcock as President in 1980 and presided over a host of new stadiums in the league including fields in Greenville, Huntsville, Birmingham, and Charlotte. With new venues and future major league stars such as Cal Ripken, Jr., Tom Glavine, Randy Johnson, Don Mattingly, Mark McGwire, Bret Saberhagen, and Terry Steinbach attracting fans, annual attendance steadily climbed toward two million in the 1980s.

Arnold D. Fielkow assumed the Southern League presidency in 1994 after Bragan's retirement and served until February 2000. Don Mincher (a former Major Leaguer and owner of the Huntsville Stars) then became interim President until he was formally elected to the position in the fall of that year. Mincher skipped the league until December 2011, when he retired due to health reasons. Steve DeSalvo, Vice President of the league, then served as interim president until July of 2012 when Lori M. Webb was elected President after having worked various positions in the league office since 1994. She has the distinction of being the first female league President in Minor League Baseball.

The 2015 season marked the inaugural campaign of the Biloxi Shuckers following a move from Joe W. Davis Stadium in Huntsville, where the franchise was known as the Stars from 1985-2014. With the addition of MGM Park, all 10 Southern League stadiums have now been built within the past 25 years.

Following the 2019 Southern League season, the Mobile BayBears closed their gates at Hank Aaron Stadium, and a new ballpark in Madison, Alabama will have their grand opening on April 15, 2020. The franchise has rebranded as the Rocket City Trash Pandas. The team will play in a state-of-the-art ballpark named Toyota Stadium. The team's Major League affiliate will continue to be the Los Angeles Angels.

Thanks to modern facilities, creative promotions, fan-friendly environments, and a tradition of producing quality major league players, the Southern League has drawn over two million fans every season since 1991. As the Southern League enters its 56th season of continued play, we would once again like to thank our supporters for their dedication. It is because of your support that we can continue our mission of bringing professional baseball to fans across the Southeast for years to come.



SOUTHERN LEAGUE PRESIDENTS

NAME	YEARS	LOCATION
Sam C. Smith	1964-71	Knoxville, TN
Billy Hitchcock	1971-80	Opelika, AL
Jimmy Bragan	1981-94	Trussville, AL
Arnold D. Fielkow	1994-2000	Marietta, GA
Don Mincher	2000-11	Huntsville, AL*
Lori M. Webb	2012-Present	Marietta, GA

*Administrative offices remained in Marietta

PAST MINOR LEAGUE BASEBALL AWARD WINNERS

RAWLINGS WOMAN EXECUTIVE OF THE YEAR

YEAR	NAME	POSITION	CLUB
1980	Frances Crockett	President/General Manager	Charlotte O's
1985	Frances Crockett	President/General Manager	Charlotte O's
1993	Shereen Samonds	Assistant General Manager	Orlando Cubs
2001	Lori M. Webb	Vice President of Operations	Southern League
2002	Brenda Yoder	Dir. of Promotions/Com.Relations	Greenville Braves
2011	Marla Vickers	General Manager	Montgomery Biscuits

JOHN H. JOHNSON TROPHY (COMPLETE FRANCHISE)

YEAR	CLUB	RECIPIENT	POSITION
2011	Tennessee Smokies	Doug Kirchofer	President

LARRY MACPHAIL AWARD (CLUB PROMOTION)

YEAR	CLUB	RECIPIENT	POSITION
1980	Nashville Sounds	Larry Schmittou	President/General Manager
1981	Nashville Sounds	Larry Schmittou	President/General Manager
1988	Birmingham Barons	Art Clarkson	CEO/General Manager
2001	Tennessee Smokies	Dan Rajkowski	General Manager
2009	Chattanooga Lookouts	Frank Burke	General Manager

WARREN GILES AWARD (LEAGUE PRESIDENT)

YEAR	NAME
1989	Jimmy Bragan
2008	Don Mincher

JOE BAUMAN HOME RUN AWARD (MOST HRs in MiLB)

YEAR	PLAYER (ORG)	SOUTHERN LEAGUE CLUB/OTHER CLUBS
2014	Kris Bryant (CHC)	Tennessee Smokies/Iowa (PCL)

MiLB KING OF BASEBALL

YEAR	HONOREE	AWARD SITE
1980	Billy Hitchcock (Southern League President, 1971 - 1980)	Dallas, Texas
1994	Jimmy Bragan (Southern League President, 1981 - 1994)	Dallas, Texas
2010	Don Mincher (Southern League President, 2000 - 2011)	Orlando, Florida



BASEBALL AMERICA MiLB PLAYER OF THE YEAR

YEAR	PLAYER (ORG)	SOUTHERN LEAGUE CLUB/OTHER CLUBS
1985	Jose Canseco (OAK)	Huntsville Stars/Tacoma (PCL)
1988	Tom Gordon (KC)	Memphis Chicks/Appleton (Mid.)/Durham (AA)
1990	Frank Thomas (CWS)	Birmingham Barons
1996	Andruw Jones (ATL)	Greenville Braves/Durham (CAR)/Richmond (IL)
1998	Eric Chavez (OAK)	Huntsville Stars/Edmonton (PCL)
2000	Jon Rauch (CWS)	Birmingham Barons/Winston-Salem (CAR)
2002	Rocco Baldelli (TBD)	Orlando Rays/Bakersfield (CAL)/Durham (IL)
2005	Delmon Young (TBD)	Montgomery Biscuits/Durham (IL)
2007	Jay Bruce (CIN)	Chattanooga Lookouts/Sarasota (FSL)/Louisville (IL)
2009	Jason Heyward (ATL)	Mississippi Braves/Myrtle Beach (CAR)/Gwinnett (IL)
2014	Kris Bryant (CHC)	Tennessee Smokies/Iowa (PCL)
2015	Blake Snell (TBR)	Montgomery Biscuits/Charlotte (FSL)/Durham (IL)
2017	Ronald Acuña (ATL)	Mississippi Braves/Florida Fire Frogs (FSL)/Gwinnett Braves (IL)

BASEBALL AMERICA MANAGER OF THE YEAR

YEAR	PLAYER (ORG)	CLUB
1991	Chris Chambliss (ATL)	Greenville Braves
1992	Grady Little (ATL)	Greenville Braves
1993	Terry Francona (CWS)	Birmingham Barons

BASEBALL AMERICA TEAM OF THE YEAR

YEAR	CLUB
1998	Mobile BayBears (SDP)
2005	Jacksonville Suns (LAD)
2011	Mobile BayBears (ARI)
2015	Biloxi Shuckers (MIL)

BASEBALL AMERICA BOB FREITAS AA ORGANIZATION OF THE YEAR

YEAR	CLUB
1996	Carolina Mudcats
2001	Mobile BayBears
2002	Chattanooga Lookouts
2008	Birmingham Barons
2014	Montgomery Biscuits
2016	Pensacola Blue Wahoos
2018	Tennessee Smokies

USA TODAY MiLB PLAYER OF THE YEAR

YEAR	PLAYER (ORG)	SOUTHERN LEAGUE CLUB/OTHER CLUBS
1991	Mark Wohlers (ATL)	Greenville Braves/Richmond (IL)
1996	Andruw Jones (ATL)	Greenville Braves/Durham (CAR)/Richmond (IL)
1997	Ben Grieve (OAK)	Huntsville Stars/Edmonton (PCL)
1998	Gabe Kapler (DET)	Jacksonville Suns
2007	Justin Upton (ARI)	Mobile BayBears/Visalia (CAL)
2008	David Price (TBR)	Montgomery Biscuits/Vero Beach (FSL)/Durham (IL)
2009	Jason Heyward (ATL)	Mississippi Braves/Myrtle Beach (CAR)/Gwinnett (IL)
2011	Paul Goldschmidt (ARI)	Mobile BayBears
2014	Kris Bryant (CHC)	Tennessee Smokies/Iowa (PCL)
2015	Blake Snell (TBR)	Montgomery Biscuits/Charlotte (FSL)/Durham (IL)
2017	Ronald Acuña (ATL)	Mississippi Braves/Florida Fire Frogs (FSL)/Gwinnett Braves (IL)
2019	Luis Robert (BIR)	Birmingham Barons/Charlotte (IL)/Winston-Salem (CAR)

SPORTING NEWS MiLB PLAYER OF THE YEAR*

YEAR	PLAYER (ORG)	SOUTHERN LEAGUE CLUB/OTHER CLUBS
1985	Jose Canseco (OAK)	Huntsville Stars/Tacoma (PCL)
1997	Ben Grieve (OAK)	Huntsville Stars/Edmonton (PCL)
1998	Gabe Kapler (DET)	Jacksonville Suns
2000	Jon Rauch (CWS)	Birmingham Barons/Winston-Salem (CAR)

SPORTING NEWS MANAGER OF THE YEAR*

YEAR	PLAYER (ORG)	CLUB
1986	Brad Fischer (OAK)	Huntsville Stars
1992	Grady Little (ATL)	Greenville Braves

*Sporting News final season awarding MiLB honors was 2005




THE SOUTHERN LEAGUE AT COOPERSTOWN

To date, 44 members of the National Baseball Hall of Fame have either played or managed in the original Southern League 1885-1899 (OSL), the Southern Association 1901-1961 (SA), or the modern Southern League 1964-present (SL).




CHIPPER JONES



HAROLD BAINES



FRANK THOMAS



LARRY WALKER

- Luis Aparicio.....Memphis, SA, 1955
- Luke Appling.....Atlanta, SA, 1930
- Mgr-Memphis, SA, 1951-53, 1959
- Harold Baines.....Knoxville, SL, 1978
- Fred Clarke.....Montgomery, Savannah OSL, 1893-94
- Kiki Cuyler.....Nashville, SA, 1923
- Mgr-Chattanooga, SA, 1939-41
- Mgr-Atlanta, SA, 1945-48
- Bill Dickey.....Little Rock, SA, 1925-26, 1928
- Rollie Fingers.....Birmingham, SL, 1967-68
- Tom Glavine.....Greenville, SL, 1986; Mississippi, SL, 2008-09
- Burleigh Grimes.....Chattanooga, SA, 1913-14
- Birmingham, SA, 1914-16
- Roy Halladay.....Knoxville, SL, 1997; Tennessee, SL, 2001
- Trevor Hoffman.....Chattanooga, SL, 1991-92
- Rogers Hornsby.....Chattanooga, SA, 1939
- Waite Hoyt.....Memphis, SA, 1917
- Nashville, SA, 1918
- Reggie Jackson.....Birmingham, SL, 1967
- Travis Jackson.....Little Rock, SA, 1921-22
- Ferguson Jenkins.....Chattanooga, SL, 1964
- Randy Johnson.....Jacksonville, SL, 1987
- Chipper Jones.....Greenville, SL, 1992
- Harmon Killebrew.....Chattanooga, SA, 1957-58
- Tony La Russa.....Birmingham, SL, 1965 & 1967; Mobile, SL, 1966
- Manager at Knoxville, SL, 1978
- Bob Lemon.....New Orleans, SA, 1939
- Al Lopez.....Atlanta, SA, 1929
- Ted Lyons.....Mgr-Memphis, SA, 1955
- Rube Marquard.....Birmingham, SA 1927
- Eddie Mathews.....Atlanta, SA, 1950-51
- Edgar Martinez.....Chattanooga, SL, 1985-86; Jacksonville, SL, 1993
- Joe McGinnity.....Montgomery, OSL, 1893
- Jack Morris.....Montgomery, SL, 1976
- Eddie Murray.....Charlotte, SL, 1976
- Kid Nichols.....Memphis, OSL, 1888
- Tim Raines.....Memphis, SL, 1979
- Cal Ripken, Jr.....Charlotte, SL, 1979-80
- Ryne Sandberg.....Orlando, SL, 1993
- Mgr-Tennessee, 2009
- Joe Sewell.....New Orleans, SA, 1920
- John Smoltz.....Greenville, SL, 1998-99, 2001; Mississippi, SL, 2008
- Billy Southworth.....Birmingham, SA, 1917-18
- Mgr-Memphis, SA, 1936-38
- Tris Speaker.....Little Rock, SA, 1908
- Casey Stengel.....Montgomery, SA, 1912
- Frank Thomas.....Birmingham, SL, 1990
- Alan Trammell.....Montgomery, SL, 1976-77
- Pie Traynor.....Birmingham, SA, 1921
- Dazzy Vance.....Memphis, SA, 1917-18, 1920
- New Orleans, SA, 1920-21
- Larry Walker.....Jacksonville, SL, 1987
- Hoyt Wilhelm.....Coach, Nashville, SL, 1982-84

NOTABLE SOUTHERN LEAGUE ALUMNI

ASHEVILLE

- Dock Ellis.....1966
- Sparky Anderson (MGR).....1968
- Dave Concepcion.....1969
- Cal Ripken, Sr (MGR).....1972-74
- Al Bumbry.....1972
- Doug DeCinces.....1972
- Mike Flanagan.....1974
- Rich Dauer.....1974-75
- Eddie Murray.....1974-75

BILOXI

- Orlando Arcia.....2015
- Josh Hader.....2015-16
- Brett Phillips.....2015-16
- Brandon Woodruff.....2016
- Corbin Burnes.....2017
- Freddy Peralta.....2017
- Corey Knebel.....2018

BIRMINGHAM

- Bert Campaneris.....1964
- Johnny "Blue Moon" Odom.....1964
- Tony La Russa.....1965, 1967
- Darrell Evans.....1968
- Vida Blue.....1969
- George Hendrick.....1970
- Manny Trillo.....1970-71
- Phil Garner.....1972
- Howard Johnson.....1981
- Bobby Thigpen.....1986
- Ken Williams.....1986
- Jack McDowell.....1987
- Robin Ventura.....1989
- Wilson Alvarez.....1989-91
- Frank Thomas.....1990
- Bo Jackson.....1991
- Ray Durham.....1993
- Terry Francona (MGR).....1993-95
- Michael Jordan.....1994
- Mike Cameron.....1995-96
- Magglio Ordonez.....1996
- Carlos Lee.....1998
- Joe Crede.....1999-2000
- Jon Garland.....1999-2000
- Mark Buehrle.....2000
- Aaron Rowand.....2000
- Bobby Jenks.....2005
- Gio Gonzalez.....2007
- Gordon Beckham.....2009, 2014
- Paul Konerko.....2013
- Jon Danks.....2013
- Tim Anderson.....2015
- Nicky Delmonico.....2015-16
- Michael Kopech.....2017
- Eloy Jimenez.....2018

CAROLINA

- Tim Wakefield.....1991, 1993
- Kevin Young.....1991
- Esteban Loaiza.....1993-94
- Jon Lieber.....1993-94
- Tony Womack.....1993, 1995
- Doug Kendall.....1994-95
- Kris Benson.....1997
- Emil Brown.....1997
- Bronson Arroyo.....1998
- Juan Pierre.....2000
- Jason Jennings.....2000-01
- Chone Figgins.....2001
- Garrett Atkins.....2002
- Aaron Cook.....2002
- Matt Holliday.....2002
- Miguel Cabrera.....2003
- Adrian Gonzalez.....2003
- Dontrelle Willis.....2003
- Josh Willingham.....2004-06
- Jeremy Hermida.....2005
- Josh Johnson.....2005
- Scott Olsen.....2005
- Anibal Sanchez.....2006, 2008
- Chris Volstad.....2007
- Chris Coghlan.....2008
- Yonder Alonso.....2009-10
- Todd Frazier.....2009
- Travis Wood.....2010
- Aroldis Chapman.....2011

CHARLOTTE

- Graig Nettles.....1967
- Rick Dempsey.....1970-71
- Eddie Murray.....1976
- Mike Boddicker.....1978-79
- Cal Ripken, Jr.....1979-80
- Curt Schilling.....1988

COLUMBUS

- Roy White.....1964-65
- Ken Forsch.....1970
- Cesar Geronimo.....1970
- Mike Easler.....1972-73
- J.R. Richard.....1974
- Terry Puhl.....1976
- Glenn Davis.....1982-83, 1985
- Ken Caminiti.....1986-87
- Luis Gonzalez.....1990

CHATTANOOGA


- Mike Marshall.....1964-65
- Alvin Davis.....1983
- Mark Langston.....1983
- Danny Tartabull.....1983
- Billy Swift.....1985
- Edgar Martinez.....1985-86
- Reggie Sanders.....1991, 1997
- Dan Wilson.....1991
- Trevor Hoffman.....1991-92
- Pokey Reese.....1994
- Deion Sanders.....1995
- Aaron Boone.....1995-96
- Brett Tomko.....1996
- Brendan Donnelly.....1996-98
- Jason LaRue.....1998
- B.J. Ryan.....1998-99
- Brady Clark.....1999
- Ben Broussard.....2001
- Adam Dunn.....2001
- Austin Kearns.....2002
- Wily Mo Pena.....2002
- Dernell Stenson.....2003
- Edwin Encarnacion.....2003-04
- Homer Bailey.....2006
- Joey Votto.....2006
- Jay Bruce.....2007
- Johnny Cueto.....2007
- Drew Stubbs.....2008
- Dee Gordon.....2010
- Scott Van Slyke.....2010-11
- Kenley Jansen.....2010-11
- Dioner Navarro.....2011
- Yasiel Puig.....2013
- Joc Pederson.....2013
- Clayton Kershaw.....2014
- Miguel Sano.....2015
- Byron Buxton.....2015
- Max Kepler.....2015
- Jose Berrios.....2015
- Jorge Polanco.....2015
- Trevor Hildenberger.....2016
- Daniel Palka.....2016

EVANSVILLE

- Ed Herrmann.....1966-68
- Bill Melton.....1967



MIGUEL CABRERA
2-Time American League MVP
2012 AL Triple Crown Winner



Adam Dunn
2-Time All-Star
14 Year MLB Career



GREENVILLE

Zane Smith.....	1984
Tom Glavine.....	1986
Jeff Blausler.....	1987
Ron Gant.....	1987
David Justice.....	1987-88
Mark Lemke.....	1988
Kent Mercker.....	1988
Steve Avery.....	1989
Vinny Castilla.....	1990-91
Al Martin.....	1990-91
Ryan Klesko.....	1991
Mark Wohlers.....	1991
Javy Lopez.....	1992
Chipper Jones.....	1992
Tony Graffanino.....	1994
Jason Schmidt.....	1994
Jermaine Dye.....	1995
Andruw Jones.....	1996
Kevin Millwood.....	1997
John Rocker.....	1997
Mark DeRosa.....	1998
Jason Marquis.....	1999-2000
Rafael Furcal.....	2000
Wilson Betemit.....	2001
Marcus Giles.....	2001
Adam LaRoche.....	2002-03
Adam Wainwright.....	2003
Kelly Johnson.....	2003-04
Jeff Francoeur.....	2004

HUNTSVILLE

Tim Belcher.....	1985-86
Jose Canseco.....	1985, 1989
Mark McGwire.....	1985
Terry Steinbach.....	1985-86
Walt Weiss.....	1986
Mike Bordick.....	1988
Scott Brosius.....	1989-90
Darren Lewis.....	1989-90
Jason Giambi.....	1994
Scott Spiezio.....	1995
Ben Grieve.....	1996-97
Mike Coolbaugh.....	1997
Miguel Tejada.....	1997
Ramon Hernandez.....	1997-98
Eric Chavez.....	1998
Tim Hudson.....	1998
Ben Sheets.....	2000
Bill Hall.....	2001
J.J. Hardy.....	2002-03
Corey Hart.....	2002-03
Prince Fielder.....	2004
Rickie Weeks.....	2004
Tony Gwynn, Jr.....	2004-05
Nelson Cruz.....	2005
Yovani Gallardo.....	2006
Ryan Braun.....	2006
Grant Balfour.....	2007
Michael Brantley.....	2008
Alcides Escobar.....	2008
John Axford.....	2009
Lorenzo Cain.....	2009-10
Brett Lawrie.....	2009-10
Jonathan Lucroy.....	2009-11
Jean Segura.....	2012



CLAYTON KERSHAW
3-Time Cy Young Award Winner
2014 NL Most Valuable Player

W TENN/JACKSON

Kyle Farnsworth.....	1998
Ray King.....	1998
Jose Molina.....	1999
Hee Seop Choi.....	2000
Eric Hinske.....	2000
Corey Patterson.....	2000
Carlos Zambrano.....	2000
Juan Cruz.....	2001
Brendan Harris.....	2002-03
Mark Prior.....	2002
Sergio Mitre.....	2003
Todd Wellemeyer.....	2003
Ryan Theriot.....	2003, 2005
Ronny Cedenio.....	2004
Geovany Soto.....	2004
Sean Marshall.....	2004-05
Ricky Nolasco.....	2004-05
Nomar Garciaparra.....	2005
Felix Pie.....	2005
David Aardsma.....	2005
Carlos Marmol.....	2005-06
Doug Flster.....	2007-09
Dustin Ackley.....	2010
Michael Pineda.....	2010
Tom Wilhemsen.....	2011
Kyle Seager.....	2011
Steve Delabar.....	2011
Taijuan Walker.....	2012-14
Ketel Marte.....	2014-15
Edwin Diaz.....	2015-16
Dan Altavilla.....	2016
Paul Blackburn.....	2016
Emilio Pagan.....	2016
Tyler O'Neill.....	2016
Ryan Yarbrough.....	2016

JACKSONVILLE

Tom Kelly.....	1970
Frank White.....	1972
Dan Quisenberry.....	1975-78
Willie Wilson.....	1976
Tom Candiotti.....	1980
Mark Gubicza.....	1983
Bret Saberhagen.....	1983
Andres Galarraaga.....	1984
Randy Johnson.....	1987
Larry Walker.....	1987
Marquis Grissom.....	1989
Matt Stairs.....	1990
Matt Boone.....	1991
Mike Hampton.....	1992-93
Derek Lowe.....	1994
Alex Rodriguez.....	1996
Phil Nevin.....	1996
Dave Roberts.....	1996-97
Juan Encarnacion.....	1997
Gabe Kapler.....	1998
Francisco Cordero.....	1998-99
Jeff Weaver.....	1999
Brandon Inge.....	2000
David Ross.....	2001
Scott Proctor.....	2001-03
Shane Victorino.....	2002-04
Joel Hanrahan.....	2002-03, 2005-06
Chad Billingsley.....	2004-05
James Loney.....	2004-05
Jonathan Broxton.....	2005
Russell Martin.....	2005
Matt Kemp.....	2006
A.J. Ellis.....	2006-07
Blake DeWitt.....	2006-07
Clayton Kershaw.....	2007-08
Anibal Sanchez.....	2009
Giancarlo Stanton.....	2009-10
Steve Cishek.....	2010, 2015
Chris Coghlan.....	2011
Anthony DeSclafani.....	2013-14
Nick Wittgren.....	2013-15, 2018
Trevor Williams.....	2014-15
Jose Fernandez.....	2015
JT Riddle.....	2015-16
Brian Anderson.....	2016-17
Pablo López.....	2018

LYNCHBURG

Duane Josephson.....	1965
----------------------	------

MACON

Lee May.....	1964
Al Oliver.....	1967
Bob Oliver.....	1967
Bob Moose.....	1967

MEMPHIS

Charlie Lea.....	1978-80
Tim Raines.....	1979
Tim Wallach.....	1979
David Cone.....	1984
Bo Jackson.....	1986
Tom Gordon.....	1988
Michael Tucker.....	1993
Dan Miceli.....	1992-93
Derrek Lee.....	1995-96



MISSISSIPPI

Brian McCann.....	2005
Yunel Escobar.....	2006
Jarrod Saltalamacchia.....	2006-07
Freddie Freeman.....	2009
Jason Heyward.....	2009
Craig Kimbrel.....	2009
Julio Teheran.....	2010
Arodys Vizcaino.....	2011, 2015
Andrelton Simmons.....	2012
Evan Gattis.....	2012
Alex Wood.....	2013
Mallex Smith.....	2015-16
Ozzie Albies.....	2016
Williams Astudillo.....	2016
Johan Camargo.....	2016
Sean Newcomb.....	2016
Dansby Swanson.....	2016
Ronald Acuña Jr.....	2017
Max Fried.....	2017-18
Mike Soroka.....	2017
Touki Toussaint.....	2017-18

MOBILE

Sal Bando.....	1966
Tony LaRussa.....	1966
Johnny "Blue Moon" Odom.....	1966
Rick Monday.....	1966
Matt Clement.....	1997
Gary Matthews, Jr.....	1997-98
Ben Davis.....	1998
Mike Darr.....	1998
Rodrigo Lopez.....	1998-99
Adam Eaton.....	2000
Brian Lawrence.....	2000
Jake Peavy.....	2001-02
Jason Bay.....	2002
Oliver Perez.....	2002
Khalil Greene.....	2003
Carlos Gonzalez.....	2007
Mark Reynolds.....	2007
Max Scherzer.....	2007
Justin Upton.....	2007
Gerardo Parra.....	2008-09
Wade Miley.....	2010-11
Paul Goldschmidt.....	2011
Patrick Corbin.....	2011-12, 2015
Archie Bradley.....	2013-14
Ender Inciarte.....	2013, 2015
Mitch Haniger.....	2014-16
David Peralta.....	2014, 2016
Jimmie Sherry.....	2014-16
Ildemaro Vargas.....	2016
Jaime Barria.....	2017
David Fletcher.....	2017

MONTGOMERY

Mike Marshall.....	1966
Jim Leyland.....	1967-70
Mark Fidrych.....	1975
Jack Morris.....	1976
Lance Parrish.....	1976
Alan Trammell.....	1976-77
Lou Whitaker.....	1977
Scott Kazmir.....	2004
Melvin "B.J." Upton.....	2004
James Shields.....	2004-05
Delmon Young.....	2005, 2013
Evan Longoria.....	2006-07, 2011
David Price.....	2008
Jeremy Hellickson.....	2008-09, 2014
Alex Cobb.....	2010
Matt Moore.....	2011
Blake Snell.....	2015
Jake Faria.....	2015-16
Boog Powell.....	2015
Daniel Robertson.....	2015
Ryne Stanek.....	2015-16
Willy Adames.....	2016
Yonny Chirinos.....	2016-17
José Alvarado.....	2017
Diego Castillo.....	2017

NASHVILLE

Jay Howell.....	1978
Larry Rothschild.....	1978
Buck Showalter.....	1980-83
Willie McGee.....	1980-81
Steve Balboni.....	1980
Don Mattingly.....	1981
Otis Nixon.....	1981-82
Mike Morgan.....	1981
Bob Tewksberry.....	1983-84
Doug Drabek.....	1984
LaTroy Hawkins.....	1994

ORLANDO

Gary Gaetti.....	1981
Frank Viola.....	1981
Tom Kelly.....	1981-82
Greg Gagne.....	1982
Charlie Manuel (MGR).....	1984-85
Chuck Knoblauch.....	1990
Denny Neagle.....	1990
Kerry Wood.....	1997
Aubrey Huff.....	1999
Victor Zambrano.....	1999
Dan Wheeler.....	1999, 2001
Brandon Backe.....	2000-02
Carl Crawford.....	2001
Josh Hamilton.....	2001
Jorge Cantu.....	2001-03
Rocco Baldelli.....	2002
Matt Diaz.....	2002-03
Chad Gaudin.....	2003
Jonny Gomes.....	2003

PENSACOLA

Didi Gregorius.....	2012
Billy Hamilton.....	2012
Jesse Winker.....	2014-15
Sal Romano.....	2015-16
Tyler Mahle.....	2016-17
Robert Stock.....	2017

PORT CITY

Derek Lowe.....	1995-96
Jason Varitek.....	1995-96
Raul Ibanez.....	1996

SAVANNAH

Bob Watson.....	1969
Fred Stanley.....	1969
Toby Harrah.....	1969
Tommie Aaron.....	1973
Biff Pocoroba.....	1973-74
Rick Camp.....	1975
Bruce Benedict.....	1976-77
Dale Murphy.....	1976
Glenn Hubbard.....	1977
Steve Bedrosian.....	1979-80
Gerald Perry.....	1981

KNOXVILLE/TENNESSEE

Hal McRae.....	1967
Harold Baines.....	1978
Tony La Russa (MGR).....	1978
Ron Kittle.....	1978
Fred McGriff.....	1984
Cecil Fielder.....	1984-85
David Wells.....	1984, 1986
Todd Stottlemeyer.....	1986
Jose Mesa.....	1986-87
Jeff Kent.....	1991
Shawn Green.....	1993
Carlos Delgado.....	1993
Chris Weinke.....	1994, 1996
Shannon Stewart.....	1995
Chris Carpenter.....	1995-96, 2002-03
Kelvin Escobar.....	1996-97
Roy Halladay.....	1997, 2001
Casey Blake.....	1998
Vernon Wells.....	1999
Michael Young.....	2000
Felipe Lopez.....	2000-01
Orlando Hudson.....	2000-01
Reed Johnson.....	2001
Esteban Loaiza.....	2002
Joe Girardi.....	2003
Dan Haren.....	2003
Jason Irsinghausen.....	2003
Yadier Molina.....	2003
Rick Ankiel.....	2003-04
Stephen Drew.....	2005
Dan Uggla.....	2005
Jeff Samardzija.....	2007-08
Ryne Sandberg (MGR).....	2009
Starlin Castro.....	2009-10
Javier Baez.....	2013
Matt Garza.....	2013
Albert Almora.....	2014-15
Kris Bryant.....	2014
Addison Russell.....	2014
Jorge Soler.....	2014, 2016
Jake Arrieta.....	2014
Carl Edwards Jr.....	2014-15
Willson Contreras.....	2015
Kyle Schwarber.....	2015
David Bote.....	2016-17
Ian Happ.....	2016
Dillon Maples.....	2017

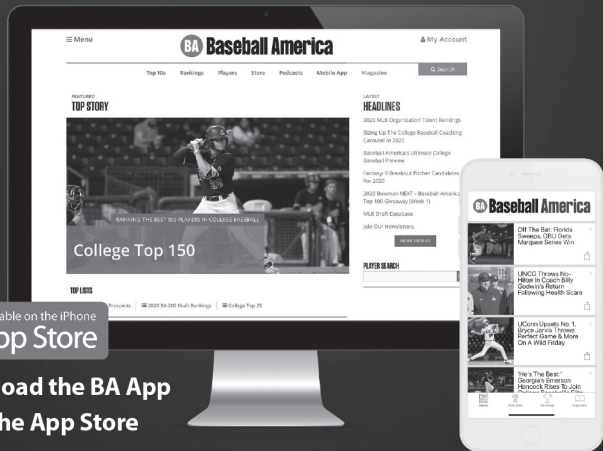
BA Baseball America



ONE-YEAR PRINT AND DIGITAL BUNDLE PACKAGE

Keep up to date on the top prospects in the game with a bundle subscription to Baseball America. With a one-year bundle subscription you will receive the print magazine and digital premium access to our website 24/7/365. Receive the best of Baseball America.

Click on 'join now' on [Baseball America.com](http://BaseballAmerica.com) or Call 1-800-845-2726



Available on the iPhone
App Store

Download the BA App
from the App Store

FIND, FRIEND OR FOLLOW US ON:

@BaseballAmerica @BaseballAmerica BaseballAmericaMag ReadBA

YEARLY STANDINGS





1964

CLUB	WON	LOST	PCT.	GB
Lynchburg White Sox	81	59	.579	-
Birmingham Barons	80	60	.571	1
Macon Peaches	75	65	.536	6
Charlotte Hornets	73	67	.521	8
Knoxville Smokies	67	73	.479	14
Chattanooga Lookouts	65	74	.468	15.5
Columbus Confederate Yankees	65	74	.468	15.5
Asheville Tourists	52	86	.377	28

1966

CLUB	WON	LOST	PCT.	GB
Mobile Athletics	88	52	.629	-
Asheville Tourists	78	61	.561	9.5
Evansville White Sox	68	72	.486	20
Macon Peaches	67	73	.479	21
Montgomery Rebels	66	72	.478	21
Charlotte Hornets	64	74	.464	23
Columbus Confederate Yankees	63	76	.453	24.5
Knoxville Smokies	61	75	.449	25

1968

CLUB	WON	LOST	PCT.	GB
Asheville Tourists	86	54	.614	-
Montgomery Rebels	80	57	.584	4.5
Charlotte Hornets	72	68	.514	14
Birmingham A's	66	74	.471	20
Savannah Senators	57	79	.419	27
Evansville White Sox	55	84	.396	30.5

1970

CLUB	WON	LOST	PCT.	GB
Columbus Astros	78	59	.569	-
Montgomery Rebels	79	60	.568	-
Birmingham A's	73	65	.529	5.5
Savannah Indians	71	67	.514	7.5
Jacksonville Suns	67	70	.489	11
Charlotte Hornets	66	73	.475	13
Mobile White Sox	59	78	.431	19
Asheville Tourists	59	80	.424	20

1972

EASTERN DIVISION	WON	LOST	PCT.	GB
Asheville Orioles	81	58	.583	-
Savannah Braves	80	59	.576	1
Charlotte Hornets	70	70	.500	11.5
Jacksonville Suns	64	75	.460	17

WESTERN DIVISION	WON	LOST	PCT.	GB
Montgomery Rebels	78	61	.561	-
Knoxville White Sox	76	64	.543	2.5
Columbus Astros	59	80	.424	19
Birmingham A's	49	90	.353	29

Montgomery defeated Asheville three-games-to-none in the Southern League Championship.

1965

CLUB	WON	LOST	PCT.	GB
Columbus Confederate Yankees	79	59	.572	-
Asheville Tourists	80	60	.571	-
Lynchburg White Sox	75	64	.540	4.5
Knoxville Smokies	73	66	.525	6.5
Charlotte Hornets	72	68	.514	8
Montgomery Rebels	63	74	.460	15.5
Chattanooga Lookouts	60	80	.429	20
Birmingham Barons	54	85	.388	25.5

1967

CLUB	WON	LOST	PCT.	GB
Birmingham A's	84	55	.604	-
Montgomery Rebels	80	57	.584	4.5
Evansville White Sox	76	63	.547	8
Charlotte Hornets	75	65	.536	9.5
Macon Peaches	55	85	.393	29.5
Knoxville Smokies	47	91	.341	35.5

Birmingham defeated Albuquerque four-games-to-two to win the Dixie Series.

1969

CLUB	WON	LOST	PCT.	GB
Charlotte Hornets	81	59	.579	-
Birmingham A's	78	62	.557	3
Asheville Tourists	69	69	.500	11
Columbus White Sox	65	75	.464	16
Montgomery Rebels	62	73	.459	16.5
Savannah Senators	59	76	.437	19.5

1971 (Dixie Association)

CLUB	WON	LOST	PCT.	GB
Charlotte Hornets	92	50	.648	-
Asheville Tourists	90	51	.638	1.5
Montgomery Rebels	73	69	.514	19
Jacksonville Suns	63	77	.450	28
Savannah Braves	57	84	.404	34.5
Columbus Astros	51	91	.359	41
Birmingham A's	48	93	.340	43.5

Charlotte defeated Asheville two-games-to-one in the Southern League Championship. Charlotte then defeated Texas League Champion Arkansas three-games-to-none to win the Dixie Association Title.

1973

EASTERN DIVISION	WON	LOST	PCT.	GB
Jacksonville Suns	76	60	.559	-
Savannah Braves	71	68	.511	6.5
Columbus Astros	69	70	.496	8.5
Orlando Twins	65	70	.481	10.5

WESTERN DIVISION	WON	LOST	PCT.	GB
Montgomery Rebels	80	58	.580	-
Asheville Orioles	71	69	.507	10
Knoxville Sox	70	69	.504	10.5
Birmingham A's	50	88	.362	30

Montgomery defeated Jacksonville three-games-to-one in the Southern League Championship.



1974

EASTERN DIVISION	WON	LOST	PCT.	GB
Jacksonville Suns	78	60	.565	-
Orlando Twins	73	61	.545	3
Savannah Braves	73	65	.529	5
Columbus Astros	65	73	.471	13

WESTERN DIVISION	WON	LOST	PCT.	GB
Knoxville Sox	72	63	.533	-
Asheville Orioles	70	67	.511	3
Montgomery Rebels	61	76	.445	10
Birmingham Barons	54	81	.400	18

Knoxville defeated Jacksonville three-games-to-two in the Southern League Championship.

1976

EASTERN DIVISION	WON	LOST	PCT.	GB
Orlando Twins ²	75	64	.540	-
Charlotte O's ¹	74	66	.529	1.5
Savannah Braves	69	71	.493	6.5
Jacksonville Suns	66	72	.478	8.5

WESTERN DIVISION	WON	LOST	PCT.	GB
Montgomery Rebels ²	81	56	.591	-
Chattanooga Lookouts ¹	70	68	.507	11.5
Knoxville Sox	61	77	.442	20.5
Columbus Astros	58	80	.420	23.5

Orlando defeated Charlotte in a one-game Eastern Division Playoff. Montgomery defeated Chattanooga in a one-game Western Division Playoff. Montgomery defeated Orlando three-games-to-one in the Southern League Championship.

1978

EASTERN DIVISION	WON	LOST	PCT.	GB
Orlando Twins ¹	82	61	.573	-
Jacksonville Suns	73	69	.514	8.5
Savannah Braves ²	72	72	.500	10.5
Columbus Astros	70	73	.490	12
Charlotte O's	66	78	.458	16.5

WESTERN DIVISION	WON	LOST	PCT.	GB
Knoxville Sox ^{1 2}	88	56	.611	-
Memphis Chicks	71	73	.493	17
Montgomery Rebels	67	77	.465	21
Nashville Sounds	64	77	.454	22.5
Chattanooga Lookouts	63	80	.441	24.5

Savannah defeated Orlando two-games-to-one in the Eastern Division Playoffs. Knoxville won both halves in the Western Division, no playoffs. Knoxville defeated Savannah two-games-to-one in the Southern League Championship.

1- first half division winner
2- division winner

1975

EASTERN DIVISION	WON	LOST	PCT.	GB
Orlando Twins	81	57	.587	-
Savannah Braves	70	64	.522	9
Columbus Astros	70	64	.522	9
Jacksonville Suns	59	79	.428	22

WESTERN DIVISION	WON	LOST	PCT.	GB
Montgomery Rebels	73	61	.545	-
Birmingham Barons	65	69	.485	8
Knoxville Sox	63	75	.457	12
Asheville Orioles	63	75	.457	12

Montgomery defeated Orlando three-games-to-none in the Southern League Championship.

1977

EASTERN DIVISION	WON	LOST	PCT.	GB
Orlando Twins*	76	61	.555	-
Savannah Braves ¹	77	63	.550	0.5
Jacksonville Suns ²	72	66	.522	4.5
Charlotte O's	69	71	.493	8.5

WESTERN DIVISION	WON	LOST	PCT.	GB
Montgomery Rebels ^{1 2}	86	51	.628	-
Chattanooga Lookouts	61	75	.449	24.5
Columbus Astros	60	77	.438	26
Knoxville Sox	50	87	.365	36

Jacksonville defeated Savannah two-games-to-one in the Eastern Division Playoffs. Montgomery won both halves of the Western Division, no playoffs. Montgomery defeated Jacksonville two-games-to-none in the Southern League Championship.

*Savannah defeated Orlando, 5-2 in a one-game playoff for the Eastern Division first-half title.

1979

EASTERN DIVISION	WON	LOST	PCT.	GB
Columbus Astros ²	84	59	.587	-
Charlotte O's ¹	73	69	.514	10.5
Jacksonville Suns	69	72	.486	14
Orlando Twins	60	81	.426	23
Savannah Braves	60	83	.420	24

WESTERN DIVISION	WON	LOST	PCT.	GB
Nashville Sounds ²	83	61	.573	-
Memphis Chicks ¹	82	62	.569	1
Chattanooga Lookouts	75	69	.521	8
Knoxville Sox	65	76	.461	16.5
Montgomery Rebels*	62	81	.434	20.5

Columbus defeated Charlotte two-games-to-none in the Eastern Division Playoffs. Nashville defeated Memphis two-games-to-one in the Western Division Playoffs. Nashville defeated Columbus three-games-to-one in the Southern League Championship.

*Memphis defeated Montgomery, 2-1 in a one-game playoff for the Western Division first half title.



1980

EASTERN DIVISION	WON	LOST	PCT.	GB
Savannah Braves ²	77	67	.535	-
Columbus Astros	76	68	.528	1
Charlotte O's ¹	72	72	.500	5
Orlando Twins	65	78	.455	11.5
Jacksonville Suns	63	81	.438	14

WESTERN DIVISION	WON	LOST	PCT.	GB
Nashville Sounds ²	97	46	.678	-
Memphis Chicks ¹	83	61	.576	14.5
Montgomery Rebels	68	76	.472	29.5
Chattanooga Lookouts	61	83	.424	36.5
Knoxville Blue Jays	57	87	.396	40.5

Charlotte defeated Savannah three-games-to-none in the Eastern Division Playoffs. Memphis defeated Nashville three-games-to-one in the Western Division Playoffs. Charlotte defeated Memphis three-games-to-one in the Southern League Championship.

1982

EASTERN DIVISION	WON	LOST	PCT.	GB
Jacksonville Suns ¹²	83	61	.576	-
Columbus Astros	74	69	.517	8.5
Orlando Twins	74	70	.514	9
Savannah Braves	69	75	.479	14
Charlotte O's	66	77	.462	16.5

WESTERN DIVISION	WON	LOST	PCT.	GB
Nashville Sounds ²	77	67	.535	-
Knoxville Blue Jays ¹	73	71	.507	4
Memphis Chicks	70	74	.486	7
Birmingham Barons	69	74	.486	7.5
Chattanooga Lookouts	63	80	.441	13.5

Jacksonville defeated Columbus three-games-to-one in the Eastern Division Playoffs. Nashville defeated Knoxville three-games-to-one in the Western Division Playoffs. Nashville defeated Jacksonville three-games-to-one in the Southern League Championship.

1984

EASTERN DIVISION	WON	LOST	PCT.	GB
Greenville Braves ¹	80	61	.567	-
Orlando Twins	79	65	.549	2.5
Jacksonville Suns	76	69	.524	6
Charlotte O's ²	75	72	.510	8
Columbus Astros	69	71	.493	10.5

WESTERN DIVISION	WON	LOST	PCT.	GB
Nashville Sounds ²	74	73	.503	-
Memphis Chicks	71	75	.486	2.5
Knoxville Blue Jays ¹	70	75	.483	3
Birmingham Barons	66	81	.449	8
Chattanooga Lookouts	63	81	.438	9.5

Charlotte defeated Greenville three-games-to-one in the Eastern Division Playoffs. Knoxville defeated Nashville three-games-to-one in the Western Division Playoffs. Charlotte defeated Knoxville three-games-to-none in the Southern League Championship.

1- first half division winner
2- division winner

1981

EASTERN DIVISION	WON	LOST	PCT.	GB
Orlando Twins ¹	79	63	.556	-
Charlotte O's	74	69	.517	5.5
Savannah Braves ²	70	70	.500	8
Jacksonville Suns	65	77	.457	14
Columbus Astros	63	78	.446	15.5

WESTERN DIVISION	WON	LOST	PCT.	GB
Nashville Sounds ²	81	62	.566	-
Memphis Chicks ¹	77	66	.538	4
Birmingham Barons	71	70	.503	9
Chattanooga Lookouts	67	75	.471	13.5
Knoxville Blue Jays	63	80	.440	18

Orlando defeated Savannah three-games-to-one in the Eastern Division Playoffs. Nashville defeated Memphis three-games-to-none in the Western Division Playoffs. Orlando defeated Nashville three-games-to-one in the Southern League Championship.

1983

EASTERN DIVISION	WON	LOST	PCT.	GB
Savannah Braves ¹	81	64	.559	-
Jacksonville Suns ²	77	68	.571	4
Charlotte O's	69	77	.473	12.5
Columbus Astros	64	79	.448	16
Orlando Twins	62	83	.428	19

WESTERN DIVISION	WON	LOST	PCT.	GB
Birmingham Barons ¹	91	54	.628	-
Nashville Sounds ²	88	58	.603	3.5
Chattanooga Lookouts	68	75	.476	22
Knoxville Blue Jays	64	82	.438	27.5
Memphis Chicks	61	85	.418	30.5

Jacksonville defeated Savannah three-games-to-one in the Eastern Division Playoffs. Birmingham defeated Nashville three-games-to-two in the Western Division Playoffs. Birmingham defeated Jacksonville three-games-to-one in the Southern League Championship.

1985

EASTERN DIVISION	WON	LOST	PCT.	GB
Columbus Astros ¹	79	65	.549	-
Charlotte O's ²	78	65	.545	0.5
Jacksonville Expos	73	70	.510	5.5
Orlando Twins	72	71	.503	6.5
Greenville Braves	70	74	.486	9

WESTERN DIVISION	WON	LOST	PCT.	GB
Knoxville Blue Jays ²	79	64	.552	-
Huntsville Stars ¹	78	66	.542	1.5
Chattanooga Lookouts	66	77	.462	13
Memphis Chicks	65	79	.451	14.5
Birmingham Barons	57	86	.399	22

Charlotte defeated Columbus three-games-to-one in the Eastern Division Playoffs. Huntsville defeated Knoxville three-games-to-one in the Western Division Playoffs. Huntsville defeated Charlotte three-games-to-two in the Southern League Championship.



1986

EASTERN DIVISION	WON	LOST	PCT.	GB
Jacksonville Expos ¹	75	68	.524	-
Greenville Braves	73	71	.507	2.5
Columbus Astros ²	70	70	.500	3.5
Charlotte O's	71	73	.493	4.5
Orlando Twins	70	73	.490	5

WESTERN DIVISION	WON	LOST	PCT.	GB
Huntsville Stars ¹	78	63	.553	-
Knoxville Blue Jays ²	74	70	.514	5.5
Birmingham Barons	70	73	.490	9
Memphis Chicks	69	75	.479	10.5
Chattanooga Lookouts	64	78	.451	14.5

Columbus defeated Jacksonville three-games-to-one in the Eastern Division Playoffs. Huntsville defeated Knoxville three-games-to-one in the Western Division Playoffs. Columbus defeated Huntsville three-games-to-two in the Southern League Championship.

1988

EASTERN DIVISION	WON	LOST	PCT.	GB
Greenville Braves ¹²	87	57	.604	-
Jacksonville Expos	69	73	.486	17
Columbus Astros	69	74	.483	17.5
Charlotte Knights	69	75	.479	18
Orlando Twins	66	75	.468	19.5

WESTERN DIVISION	WON	LOST	PCT.	GB
Chattanooga Lookouts ¹	81	62	.566	-
Memphis Chicks ²	79	64	.552	2
Knoxville Blue Jays	75	69	.521	6.5
Birmingham Barons	62	82	.431	19.5
Huntsville Stars	59	85	.410	22.5

Greenville defeated Jacksonville three-games-to-two in the Eastern Division Playoffs. Chattanooga defeated Memphis three-games-to-one in the Western Division Playoffs. Chattanooga defeated Greenville three-games-to-none in the Southern League Championship.

1990

EASTERN DIVISION	WON	LOST	PCT.	GB
Orlando SunRays ¹	85	59	.590	-
Jacksonville Expos ²	84	60	.583	1
Columbus Mudcats	67	77	.465	18
Charlotte Knights	65	79	.451	20
Greenville Braves	57	87	.396	22

WESTERN DIVISION	WON	LOST	PCT.	GB
Huntsville Stars	79	65	.549	-
Birmingham Barons ²	77	67	.534	2
Memphis Chicks ¹	73	71	.507	6
Knoxville Blue Jays	67	77	.465	12
Chattanooga Lookouts	66	78	.458	13

Orlando defeated Jacksonville three-games-to-one in the Eastern Division Playoffs. Memphis defeated Birmingham three-games-to-one in the Western Division Playoffs. Memphis defeated Orlando three-games-to-two in the Southern League Championship.

1- first half division winner
2- division winner

1987

EASTERN DIVISION	WON	LOST	PCT.	GB
Jacksonville Expos ²	85	59	.590	-
Charlotte Knights ¹	85	60	.586	0.5
Greenville Braves	70	74	.486	15
Columbus Astros	67	76	.469	17.5
Orlando Twins	61	82	.427	23.5

WESTERN DIVISION	WON	LOST	PCT.	GB
Huntsville Stars ²	74	70	.514	-
Memphis Chicks	72	71	.503	1.5
Birmingham Barons ¹	68	75	.476	5.5
Chattanooga Lookouts	68	75	.476	5.5
Knoxville Blue Jays	68	76	.472	6

Charlotte defeated Jacksonville three-games-to-two in the Eastern Division Playoffs. Birmingham defeated Huntsville three-games-to-none in the Western Division Playoffs. Birmingham defeated Charlotte three-games-to-one in the Southern League Championship.

1989

EASTERN DIVISION	WON	LOST	PCT.	GB
Orlando Twins ¹	79	65	.549	-
Greenville Braves ²	70	69	.504	6.5
Columbus Mudcats	71	72	.497	7.5
Charlotte Knights	70	73	.490	8.5
Jacksonville Expos	68	76	.472	11

WESTERN DIVISION	WON	LOST	PCT.	GB
Birmingham Barons ¹	88	55	.615	-
Huntsville Stars ²	82	61	.573	6
Knoxville Blue Jays	67	76	.469	21
Chattanooga Lookouts	58	81	.417	28
Memphis Chicks	59	84	.413	29

Greenville defeated Orlando three-games-to-one in the Eastern Division Playoffs. Birmingham defeated Huntsville three-games-to-one in the Western Division Playoffs. Birmingham defeated Greenville three-games-to-none in the Southern League Championship.

1991

EASTERN DIVISION	WON	LOST	PCT.	GB
Greenville Braves ¹	88	56	.611	-
Orlando SunRays ²	77	67	.535	11
Jacksonville Suns	74	69	.517	13.5
Charlotte Knights	74	70	.514	14
Carolina Mudcats	66	76	.465	21

WESTERN DIVISION	WON	LOST	PCT.	GB
Birmingham Barons ¹	77	66	.538	-
Chattanooga Lookouts	73	71	.507	4.5
Knoxville Blue Jays ²	67	77	.465	10.5
Memphis Chicks	61	83	.424	16.5
Huntsville Stars	61	83	.424	16.5

Orlando defeated Greenville three-games-to-none in the Eastern Division Playoffs. Birmingham defeated Knoxville three-games-to-one in the Western Division Playoffs. Orlando defeated Birmingham three-games-to-one in the Southern League Championship.



1992

EASTERN DIVISION	WON	LOST	PCT.	GB
Greenville Braves ¹²	100	43	.699	-
Charlotte Knights	70	73	.490	30
Jacksonville Suns	68	75	.476	32
Orlando SunRays	60	82	.423	39.5
Carolina Mudcats	52	92	.361	48.5

WESTERN DIVISION	WON	LOST	PCT.	GB
Chattanooga Lookouts ¹²	90	53	.629	-
Huntsville Stars	81	63	.563	9.5
Memphis Chicks	71	73	.493	19.5
Birmingham Barons	68	74	.479	21.5
Knoxville Blue Jays	56	88	.389	34.5

Greenville defeated Charlotte three-games-to-none in the Eastern Division Playoffs. Chattanooga defeated Huntsville three-games-to-one in the Western Division Playoffs. Greenville defeated Chattanooga three-games-to-two in the Southern League Championship.

1994

EASTERN DIVISION	WON	LOST	PCT.	GB
Greenville Braves ²	73	63	.537	-
Carolina Mudcats ¹	74	66	.529	1
Knoxville Smokies	64	76	.457	11
Jacksonville Suns	60	77	.438	13.5
Orlando Cubs	59	78	.431	14.5

WESTERN DIVISION	WON	LOST	PCT.	GB
Huntsville Stars ¹	81	57	.587	-
Memphis Chicks	75	62	.547	5.5
Nashville Xpress	74	66	.529	8
Chattanooga Lookouts ²	67	73	.479	15
Birmingham Barons	65	74	.468	16.5

Carolina defeated Greenville three-games-to-two in the Eastern Division Playoffs. Huntsville defeated Chattanooga three-games-to-none in the Western Division Playoffs. Huntsville defeated Carolina three-games-to-one in the Southern League Championship.

1996

EASTERN DIVISION	WON	LOST	PCT.	GB
Jacksonville Suns ¹²	75	63	.543	-
Carolina Mudcats	70	69	.504	5.5
Orlando Cubs	61	78	.439	14.5
Greenville Braves	58	82	.414	18
Port City Roosters	56	84	.400	20

WESTERN DIVISION	WON	LOST	PCT.	GB
Memphis Chicks ¹	81	58	.583	-
Chattanooga Lookouts ²	81	59	.579	0.5
Knoxville Smokies	75	65	.536	6.5
Birmingham Barons	74	65	.532	7
Huntsville Stars	66	74	.471	15.5

Jacksonville defeated Carolina three-games-to-two in the Eastern Division Playoffs. Chattanooga defeated Memphis three-games-to-one in the Western Division Playoffs. Jacksonville defeated Chattanooga three-games-to-one in the Southern League Championship.

1- first half division winner
2- division winner

1993

EASTERN DIVISION	WON	LOST	PCT.	GB
Greenville Braves ¹	75	67	.528	-
Carolina Mudcats	74	67	.525	0.5
Orlando Cubs	71	70	.504	3.5
Knoxville Smokies ²	71	71	.500	4
Jacksonville Suns	59	81	.421	15

WESTERN DIVISION	WON	LOST	PCT.	GB
Birmingham Barons ²	78	64	.549	-
Chattanooga Lookouts	72	69	.511	5.5
Nashville Xpress ¹	72	70	.507	6
Huntsville Stars	71	70	.504	6.5
Memphis Chicks	63	77	.450	14

Knoxville defeated Greenville three-games-to-two in the Eastern Division Playoffs. Birmingham defeated Nashville three-games-to-none in the Western Division Playoffs. Birmingham defeated Knoxville three-games-to-one in the Southern League Championship.

1995

EASTERN DIVISION	WON	LOST	PCT.	GB
Carolina Mudcats ¹²	89	55	.618	-
Orlando Cubs	76	67	.531	12.5
Jacksonville Suns	75	69	.521	14
Port City Roosters	62	80	.437	26
Greenville Braves	59	83	.415	29

WESTERN DIVISION	WON	LOST	PCT.	GB
Chattanooga Lookouts ²	83	60	.580	-
Birmingham Barons	80	64	.556	3.5
Huntsville Stars	70	74	.486	13.5
Memphis Chicks ¹	68	74	.479	14.5
Knoxville Smokies	54	90	.375	29.5

Carolina defeated Orlando three-games-to-two in the Eastern Division Playoffs. Chattanooga defeated Memphis three-games-to-two in the Western Division Playoffs. Carolina defeated Chattanooga three-games-to-two in the Southern League Championship.

1997

EASTERN DIVISION	WON	LOST	PCT.	GB
Knoxville Smokies ¹	75	63	.543	-
Greenville Braves ²	74	66	.529	2
Jacksonville Suns	66	73	.475	9.5
Orlando Rays	63	75	.457	12
Carolina Mudcats	55	82	.401	19.5

WESTERN DIVISION	WON	LOST	PCT.	GB
Huntsville Stars ²	77	62	.554	-
Birmingham Barons	76	62	.551	0.5
Chattanooga Lookouts	70	69	.504	7
Mobile BayBears ¹	69	68	.504	7
Memphis Chicks	67	72	.482	10

Greenville defeated Knoxville three-games-to-one in the Eastern Division Playoffs. Huntsville defeated Mobile three-games-to-two in the Western Division Playoffs. Greenville defeated Huntsville three-games-to-two in the Southern League Championship.



1998

EASTERN DIVISION	WON	LOST	PCT.	GB
Jacksonville Suns ¹	86	54	.614	-
Knoxville Smokies ²	71	69	.507	15
Orlando Rays	67	71	.486	18
Greenville Braves	67	72	.482	18.5
Carolina Mudcats	59	80	.424	26.5

WESTERN DIVISION	WON	LOST	PCT.	GB
Mobile BayBears ¹²	86	54	.614	-
Huntsville Stars	72	68	.514	14
West Tenn Diamond Jaxx	66	74	.471	20
Chattanooga Lookouts	65	73	.471	20
Birmingham Barons	58	82	.414	28

Jacksonville defeated Knoxville three-games-to-none in the Eastern Division Playoffs. Mobile defeated Huntsville three-games-to-none in the Western Division Playoffs. Mobile defeated Jacksonville three-games-to-one in the Southern League Championship.

2000

EASTERN DIVISION	WON	LOST	PCT.	GB
Tennessee Smokies	70	69	.504	-
Jacksonville Suns ²	69	71	.493	1.5
Greenville Braves ¹	68	71	.489	2
Orlando Rays*	65	71	.478	3.5
Carolina Mudcats	64	75	.460	6

WESTERN DIVISION	WON	LOST	PCT.	GB
West Tenn Diamond Jaxx ²	80	58	.580	-
Birmingham Barons ¹	77	63	.550	4
Chattanooga Lookouts	70	67	.511	9.5
Mobile BayBears	66	73	.475	14.5
Huntsville Stars	64	75	.460	16.5

Jacksonville defeated Greenville three-games-to-two in the Eastern Division Playoffs. West Tenn defeated Birmingham three-games-to-two in the Western Division Playoffs. West Tenn defeated Jacksonville three-games-to-two in the Southern League Championship.

*Greenville defeated Orlando, 5-4 in a one-game playoff for the Eastern Division first half title.

2002

EASTERN DIVISION	WON	LOST	PCT.	GB
Jacksonville Suns ²	77	62	.554	-
Tennessee Smokies	69	71	.493	8.5
Greenville Braves	65	69	.485	9.5
Carolina Mudcats ¹	65	71	.478	10.5
Orlando Rays	58	79	.423	18

WESTERN DIVISION	WON	LOST	PCT.	GB
Birmingham Barons ¹	79	61	.564	-
Mobile BayBears	76	63	.547	2.5
West Tenn Diamond Jaxx ²	73	67	.521	6
Huntsville Stars	70	69	.504	8.5
Chattanooga Lookouts	60	80	.429	19

Jacksonville defeated Carolina three-games-to-two in the Eastern Division Playoffs. Birmingham defeated West Tenn three-games-to-two in the Western Division Playoffs. Birmingham defeated Jacksonville three-games-to-none in the Southern League Championship.

1- first half division winner
2- division winner

1999

EASTERN DIVISION	WON	LOST	PCT.	GB
Jacksonville Suns	75	66	.532	-
Orlando Rays ²	70	68	.507	3.5
Knoxville Smokies ¹	71	69	.507	3.5
Carolina Mudcats	60	80	.429	14.5
Greenville Braves	58	80	.420	15.5

WESTERN DIVISION	WON	LOST	PCT.	GB
West Tenn Diamond Jaxx ¹²	84	57	.596	-
Chattanooga Lookouts	78	62	.557	5.5
Birmingham Barons	73	67	.521	10.5
Mobile BayBears	66	73	.475	17
Huntsville Stars	64	77	.454	20

Orlando defeated Knoxville three-games-to-one in the Eastern Division Playoffs. West Tenn defeated Chattanooga three-games-to-one in the Western Division Playoffs. Orlando defeated West Tenn three-games-to-one in the Southern League Championship.

2001

EASTERN DIVISION	WON	LOST	PCT.	GB
Jacksonville Suns ¹²	83	56	.597	-
Chattanooga Lookouts	72	67	.518	11
Carolina Mudcats	62	76	.449	20.5
Greenville Braves	60	79	.432	23
Orlando Rays	59	81	.421	24.5

WESTERN DIVISION	WON	LOST	PCT.	GB
Birmingham Barons ²	80	60	.571	-
Tennessee Smokies	80	60	.571	-
Huntsville Stars ¹	75	63	.543	4
Mobile BayBears	65	73	.471	14
West Tenn Diamond Jaxx	59	80	.424	20.5

Jacksonville defeated Chattanooga three-games-to-two in the Eastern Division Playoffs. Huntsville defeated Birmingham three-games-to-two in the Western Division Playoffs. Southern League Championship Series canceled due to the terrorist attacks of September 11, 2001. Jacksonville and Huntsville declared co-champions.

2003

EASTERN DIVISION	WON	LOST	PCT.	GB
Carolina Mudcats ¹²	80	58	.580	-
Tennessee Smokies	72	67	.518	8.5
Greenville Braves	68	70	.493	12
Jacksonville Suns	66	73	.475	14.5
Orlando Rays	65	72	.474	14.5

WESTERN DIVISION	WON	LOST	PCT.	GB
Huntsville Stars ¹	75	63	.543	-
Birmingham Barons ²	73	64	.533	1.5
Chattanooga Lookouts	66	74	.471	10
West Tenn Diamond Jaxx	65	73	.471	10
Mobile BayBears	61	77	.442	14

Carolina defeated Tennessee three-games-to-one in the Eastern Division Playoffs. Huntsville defeated Birmingham three-games-to-two in the Western Division Playoffs. Carolina defeated Huntsville three-games-to-two in the Southern League Championship.



2004

EASTERN DIVISION	WON	LOST	PCT.	GB
Chattanooga Lookouts ²	87	53	.621	-
Carolina Mudcats	73	66	.525	13.5
Tennessee Smokies ¹	69	71	.493	18
Jacksonville Suns	66	71	.482	19.5
Greenville Braves	63	76	.453	23.5

WESTERN DIVISION	WON	LOST	PCT.	GB
Birmingham Barons ²	73	66	.525	-
Mobile BayBears ¹	73	67	.521	0.5
West Tenn Diamond Jaxx	70	68	.507	2.5
Huntsville Stars	65	75	.464	8.5
Montgomery Biscuits	57	83	.407	16.5

Tennessee defeated Chattanooga three-games-to-one in the Eastern Division Playoffs. Mobile defeated Birmingham three-games-to-one in the Western Division Playoffs. Southern League Championship Series canceled due to the threat of Hurricane Ivan. Tennessee and Mobile declared co-champions.

2006

NORTH DIVISION	WON	LOST	PCT.	GB
Chattanooga Lookouts ¹	81	59	.579	-
West Tenn Diamond Jaxx	75	65	.536	6
Tennessee Smokies	70	69	.504	10.5
Huntsville Stars ²	67	71	.486	13
Carolina Mudcats	61	79	.436	20

SOUTH DIVISION	WON	LOST	PCT.	GB
Jacksonville Suns ¹	86	54	.614	-
Montgomery Biscuits ²	77	62	.554	8.5
Mobile BayBears	62	76	.449	23
Birmingham Barons	59	81	.421	27
Mississippi Braves	58	80	.420	27

Huntsville defeated Chattanooga three-games-to-none in the North Division Playoffs. Montgomery defeated Jacksonville three-games-to-none in the South Division Playoffs. Montgomery defeated Huntsville three-games-to-one in the Southern League Championship.

2008

NORTH DIVISION	WON	LOST	PCT.	GB
Carolina Mudcats ²	80	60	.571	-
Huntsville Stars	73	67	.521	7
West Tenn Diamond Jaxx ¹	70	68	.507	9
Chattanooga Lookouts	67	72	.482	12.5
Tennessee Smokies	62	77	.446	17.5

SOUTH DIVISION	WON	LOST	PCT.	GB
Birmingham Barons ¹	74	63	.540	-
Mississippi Braves ²	73	66	.525	2
Montgomery Biscuits	69	70	.496	6
Jacksonville Suns	68	72	.486	7.5
Mobile BayBears	58	79	.423	16

Carolina defeated West Tenn three-games-to-none in the North Division Playoffs. Mississippi defeated Birmingham three-games-to-none in the South Division Playoffs. Mississippi defeated Carolina three-games-to-two in the Southern League Championship.

1- first half division winner
2- division winner

2005

NORTH DIVISION	WON	LOST	PCT.	GB
West Tenn Diamond Jaxx ¹²	83	56	.597	-
Carolina Mudcats	77	57	.575	3.5
Tennessee Smokies	64	76	.457	19.5
Huntsville Stars	60	79	.432	23.0
Chattanooga Lookouts	53	83	.390	28.5

SOUTH DIVISION	WON	LOST	PCT.	GB
Birmingham Barons ²	82	57	.590	-
Jacksonville Suns ¹	79	61	.564	3.5
Montgomery Biscuits	67	70	.489	14.0
Mississippi Braves	64	68	.485	14.5
Mobile BayBears	58	80	.420	23.5

West Tenn defeated Carolina three-games-to-none in the Northern Division Playoffs. Jacksonville defeated Birmingham three-games-to-none in the South Division Playoffs. Jacksonville defeated West Tenn three-games-to-one in the Southern League Championship.

2007

NORTH DIVISION	WON	LOST	PCT.	GB
Huntsville Stars ¹²	75	62	.547	-
Tennessee Smokies	73	65	.529	2.5
Chattanooga Lookouts	67	73	.479	9.5
West Tenn Diamond Jaxx	60	79	.432	16
Carolina Mudcats	60	80	.429	16.5

SOUTH DIVISION	WON	LOST	PCT.	GB
Montgomery Biscuits ²	81	59	.579	-
Jacksonville Suns	80	60	.571	1
Mobile BayBears	71	68	.511	9.5
Mississippi Braves ¹	67	72	.482	13.5
Birmingham Barons	62	78	.443	19

Huntsville defeated Tennessee three-games-to-two in the North Division Playoffs. Montgomery defeated Mississippi three-games-to-one in the South Division Playoffs. Montgomery defeated Huntsville three-games-to-two in the Southern League Championship.

2009

NORTH DIVISION	WON	LOST	PCT.	GB
Tennessee Smokies ²	71	69	.507	-
Carolina Mudcats	65	74	.468	5.5
Chattanooga Lookouts	65	74	.468	5.5
Huntsville Stars ¹	63	75	.457	7.0
West Tenn Diamond Jaxx	62	78	.443	9.0

SOUTH DIVISION	WON	LOST	PCT.	GB
Birmingham Barons ¹	92	47	.662	-
Jacksonville Suns ²	82	58	.586	10.5
Mississippi Braves	65	73	.471	26.5
Mobile BayBears	66	74	.471	26.5
Montgomery Biscuits	65	74	.468	27.0

Tennessee defeated Huntsville three-games-to-one in the North Division Playoffs. Jacksonville defeated Birmingham three-games-to-none in the South Division Playoffs. Jacksonville defeated Tennessee three-games-to-one in the Southern League Championship.



2010

NORTH DIVISION	WON	LOST	PCT.	GB
Tennessee Smokies ¹²	86	53	.619	-
West Tenn Diamond Jaxx	73	66	.525	13.0
Huntsville Stars	67	73	.479	19.5
Chattanooga Lookouts	65	74	.468	21.0
Carolina Mudcats	58	79	.423	27.0

SOUTH DIVISION	WON	LOST	PCT.	GB
Jacksonville Suns ¹²	81	59	.579	-
Mobile BayBears	75	62	.547	4.5
Montgomery Biscuits	72	66	.522	8.0
Mississippi Braves	63	74	.460	16.5
Birmingham Barons	53	87	.379	28.0

Tennessee defeated West Tenn three-games-to-one in the North Division Playoffs. Jacksonville defeated Mobile three-games-to-one in the South Division Playoffs. Jacksonville defeated Tennessee three-games-to-one in the Southern League Championship.

2012

NORTH DIVISION	WON	LOST	PCT.	GB
Jackson General ¹	79	61	.564	-
Chattanooga Lookouts ²	73	65	.529	5.0
Tennessee Smokies	72	68	.514	7.0
Huntsville Stars	65	74	.468	13.5
Birmingham Barons	63	76	.453	15.5

SOUTH DIVISION	WON	LOST	PCT.	GB
Montgomery Biscuits ²	74	63	.540	-
Jacksonville Suns	70	70	.500	5.5
Mobile BayBears ¹	69	71	.493	6.5
Pensacola Blue Wahoos	68	70	.493	6.5
Mississippi Braves	62	77	.446	13.0

Jackson defeated Chattanooga three-games-to-one in the North Division Playoffs. Mobile defeated Montgomery three-games-to-one in the South Division Playoffs. Mobile defeated Jackson three-games-to-one in the Southern League Championship.

2014

NORTH DIVISION	WON	LOST	PCT.	GB
Huntsville Stars ¹	77	63	.550	-
Tennessee Smokies	66	73	.475	10.5
Jackson General ¹	63	76	.453	13.5
Chattanooga Lookouts ²	61	77	.442	15.0
Birmingham Barons	60	80	.429	17.0

SOUTH DIVISION	WON	LOST	PCT.	GB
Mississippi Braves	83	56	.597	-
Jacksonville Suns ²	81	59	.579	2.5
Mobile BayBears ¹	79	58	.577	3.0
Montgomery Biscuits	66	74	.471	17.5
Pensacola Blue Wahoos	60	80	.429	23.5

Chattanooga defeated Huntsville three-games-to-two in the North Division Playoffs. Jacksonville defeated Mobile three-games-to-one in the South Division Playoffs. Jacksonville defeated Chattanooga three-games-to-none in the Southern League Championship.

1- first half division winner
2- division winner

2011

NORTH DIVISION	WON	LOST	PCT.	GB
Tennessee Smokies ¹	83	57	.593	-
Chattanooga Lookouts ²	77	62	.554	5.5
Jackson General ¹	68	72	.486	15.0
Huntsville Stars	64	73	.467	17.5
Carolina Mudcats	53	86	.381	29.5

SOUTH DIVISION	WON	LOST	PCT.	GB
Mobile BayBears ²	84	54	.609	-
Birmingham Barons ¹	71	69	.507	14.0
Jacksonville Suns	70	70	.500	15.0
Montgomery Biscuits	65	74	.468	19.5
Mississippi Braves	61	79	.436	24.0

Tennessee defeated Chattanooga three-games-to-none in the North Division Playoffs. Mobile defeated Birmingham three-games-to-two in the South Division Playoffs. Mobile defeated Tennessee three-games-to-one in the Southern League Championship.

2013

NORTH DIVISION	WON	LOST	PCT.	GB
Tennessee Smokies ²	76	62	.551	-
Birmingham Barons ¹	77	63	.550	-
Jackson General ¹	62	73	.459	12.5
Huntsville Stars	59	79	.428	17.0
Chattanooga Lookouts	59	80	.424	17.5

SOUTH DIVISION	WON	LOST	PCT.	GB
Mobile BayBears ¹²	79	60	.568	-
Mississippi Braves	76	63	.547	3.0
Jacksonville Suns	73	63	.537	4.5
Montgomery Biscuits	71	69	.507	8.5
Pensacola Blue Wahoos	59	79	.428	19.5

Birmingham defeated Tennessee three-games-to-two in the North Division Playoffs. Mobile defeated Mississippi three-games-to-one in the South Division Playoffs. Birmingham defeated Mobile three-games-to-two in the Southern League Championship.

2015

NORTH DIVISION	WON	LOST	PCT.	GB
Montgomery Biscuits ²	77	61	.558	-
Chattanooga Lookouts ¹	76	61	.555	0.5
Tennessee Smokies	76	63	.547	1.5
Birmingham Barons	69	70	.496	8.5
Jackson General ¹	53	84	.387	23.5

SOUTH DIVISION	WON	LOST	PCT.	GB
Biloxi Shuckers ¹	78	59	.569	-
Mobile BayBears	70	67	.511	8.0
Mississippi Braves	69	67	.507	8.5
Pensacola Blue Wahoos ²	63	75	.457	15.5
Jacksonville Suns	57	81	.413	21.5

Chattanooga defeated Montgomery three-games-to-one in the North Division Playoffs. Biloxi defeated Pensacola three-games-to-none in the South Division Playoffs. Chattanooga defeated Biloxi three-games-to-two in the Southern League Championship.



2016

NORTH DIVISION	WON	LOST	PCT.	GB
Jackson Generals ¹	84	55	.604	-
Montgomery Biscuits ²	76	64	.543	8.5
Chattanooga Lookouts	75	65	.536	9.5
Tennessee Smokies	58	81	.417	26.0
Birmingham Barons	49	91	.350	35.5

SOUTH DIVISION	WON	LOST	PCT.	GB
Pensacola Blue Wahoos ¹²	81	59	.579	-
Mississippi Braves	73	65	.529	7.0
Biloxi Shuckers	72	67	.518	8.5
Mobile BayBears	65	73	.471	15.0
Jacksonville Suns	63	76	.453	17.5

Jackson defeated Montgomery three-games-to-one in the North Division Playoffs. Mississippi defeated Pensacola three-games-to-one in the South Division Playoffs. Jackson defeated Mississippi three-games-to-none in the Southern League Championship.

2018

NORTH DIVISION	WON	LOST	PCT.	GB
Montgomery Biscuits ²	79	61	.564	-
Jackson Generals ¹	75	64	.540	3.5
Tennessee Smokies	67	71	.486	11.0
Birmingham Barons	66	72	.478	12.0
Chattanooga Lookouts	65	72	.474	12.5

SOUTH DIVISION	WON	LOST	PCT.	GB
Biloxi Shuckers ¹²	81	59	.579	-
Pensacola Blue Wahoos	69	68	.504	10.5
Mississippi Braves	67	71	.486	13.0
Mobile BayBears	66	70	.485	13.0
Jacksonville Jumbo Shrimp	55	82	.401	24.5

Jackson defeated Montgomery three-games-to-two in the North Division Playoffs. Biloxi defeated Pensacola three-games-to-one in the South Division Playoffs. Jackson defeated Biloxi three-games-to-one in the Southern League Championship.

MISC REGULAR SEASON LEADERS

Most Games Won, Season, No Playoffs

92.....	Birmingham (2009)
91.....	Chattanooga (2017)
88.....	Montgomery (2019)
87.....	Chattanooga (2004)
86.....	Jacksonville (2006)
	Tennessee (2010)

Win Totals above from 140 Game Season (1996-Present)

100.....	Greenville (1992)*
----------	--------------------

*Overall Southern League Record prior to 140 Game Season

1- first half division winner
2- division winner

2017

NORTH DIVISION	WON	LOST	PCT.	GB
Chattanooga Lookouts ¹²	91	49	.650	-
Montgomery Biscuits	76	64	.543	15.0
Jackson Generals	71	69	.507	20.0
Tennessee Smokies	68	70	.493	22.0
Birmingham Barons	53	85	.384	37.0

SOUTH DIVISION	WON	LOST	PCT.	GB
Pensacola Blue Wahoos ¹	74	66	.529	-
Biloxi Shuckers	71	66	.518	1.5
Jacksonville Jumbo Shrimp ²	69	71	.493	5.0
Mobile BayBears	64	75	.460	9.5
Mississippi Braves	58	80	.420	15.0

Chattanooga defeated Montgomery three-games-to-two in the North Division Playoffs. Pensacola defeated Jacksonville three-games-to-none in the South Division Playoffs. Southern League Championship Series canceled due to the threat of Hurricane Irma. Chattanooga and Pensacola declared co-champions.

2019

NORTH DIVISION	WON	LOST	PCT.	GB
Montgomery Biscuits ¹²	88	50	.638	-
Jackson Generals	78	57	.578	8.5
Birmingham Barons	64	72	.471	23.0
Chattanooga Lookouts	61	75	.449	26.0
Tennessee Smokies	58	81	.417	30.5

SOUTH DIVISION	WON	LOST	PCT.	GB
Biloxi Shuckers ¹²	82	57	.590	-
Pensacola Blue Wahoos	76	63	.547	6.0
Jacksonville Jumbo Shrimp	66	71	.482	15.0
Mississippi Braves	64	75	.460	18.0
Mobile BayBears	50	86	.368	30.5

Jackson defeated Montgomery three-games-to-one in the North Division Playoffs. Biloxi defeated Pensacola three-games-to-two in the South Division Playoffs. Jackson defeated Biloxi three-games-to-two in the Southern League Championship.

Most Times, Overall Division Leader

12.....	Jacksonville
	1973*, 1974*, 1982, 1986, 1987, 1996, 1998, 1999**
	2001, 2002, 2006, 2010

Most Times, Best Regular Season Record

6.....	Jacksonville
	1974*, 1982, 1987, 1998, 2001, 2006
	Birmingham
	1967, 1983, 1989, 1993, 2002, 2009

*Prior to expanded playoffs (1976)

**Missed Playoffs despite best record



YEAR	LOCATION	TEAMS	SCORE	MVP
1972	Montgomery	SL vs. Montgomery	7-6 (SL)	Bucky Dent
1973	Savannah	SL vs. Atlanta Braves	2-2 (5 innings, rain)	No Record
1974	Jacksonville	SL vs. Minnesota Twins	3-1 (SL)	Freddie Velazquez
1975	Savannah	East vs. West	3-1 (East)	Roger Cadour
1976	Charlotte	SL vs. Atlanta Braves	6-1 (Atlanta)	Chuck Smith
1977	Chattanooga	SL vs. Atlanta Braves	6-4 (SL)	Lou Whitaker
1978	Savannah	SL vs. Atlanta Braves	5-1 (Atlanta)	Roger Alexander
1979	Nashville	SL vs. Atlanta Braves	5-2 (SL)	Duane Walker
1980	Jacksonville	SL vs. Atlanta Braves	RAINED OUT	
1981	Memphis	SL vs. Memphis	10-3 (SL)	Jeff Kenaga
1982	Birmingham	SL vs. Atlanta Braves	7-4 (SL)	Jeff Reynolds
1983	Nashville	SL vs. Nashville	3-2 (SL)	George Fousianes
1984	Greenville	East vs. West	2-1 (West)	Jack McNight
1985	Birmingham	SL vs. Houston Astros	3-0 (Houston)	Robbie Wine
1986	Huntsville	SL vs. Nashville	4-2 (Nashville)	Terry Steinbach
1987	Greenville	SL vs. Richmond	3-3 tie	Ron Gant
1988	Jacksonville	East vs. West	5-4 (East)	Randy Braun
1989	Knoxville	SL vs. Toronto Blue Jays	5-3 (SL)	Harvey Pulliam
1990	Chattanooga	AL vs. NL	3-2 (NL)	Andy Mota
1991-1995		NO GAME		
1996	Orlando	SL vs. Chicago Cubs	9-0 (Chicago)	Jeremi Gonzalez
1997	Carolina	SL vs. Seattle Mariners	9-3 (SL)	Juan Encarnacion
1998	Mobile	SL vs. Mobile	6-4 (SL)	Gabe Kapler
1999	West Tenn	East vs. West	5-2 (West)	Jeff Inglin
2000	Greenville	East vs. West	6-3 (West)	Jeff Inglin
2001	Tennessee	East vs. West	4-3 (West)	Joe Borcard
2002	Tennessee	East vs. West	4-1 (West)	Alex Fernandez
2003	Jacksonville	East vs. West	7-5 (East)	Victor Diaz
2004	Chattanooga	East vs. West	10-6 (East)	Jesse Gutierrez
2005	Mobile	North vs. South	12-5 (North)	Jeremy Hermida
2006	Montgomery	North vs. South	9-4 (North)	Scott Moore
2007	Mississippi	North vs. South	7-4 (North)	Lee Mitchell
2008	Carolina	North vs. South	6-1 (North)	Chris Coghlan
2009	Birmingham	North vs. South	7-0 (North)	Josh Bell
2010	Huntsville	North vs. South	3-2 (North)	Matt Dominguez
2011	Jackson	North vs. South	6-3 (North)	Scott Van Slyke
2012	Tennessee	North vs. South	6-2 (South)	Alfredo Marte
2013	Jacksonville	North vs. South	6-0 (South)	Justin Greene
2014	Chattanooga	North vs. South	6-4 (South)	Taylor Motter
2015	Montgomery	North vs. South	9-0 (North)	Tim Anderson
2016	Mississippi	North vs. South	5-1 (South)	Phillip Ervin
2017	Pensacola	North vs. South	RAINED OUT	
2018	Birmingham	North vs. South	9-5 (South)	Zach Gibbons
2019	Biloxi	North vs. South	7-3 (North)	Luis Robert



The Southern League
Recognizes Our 2020
Charity Partners

ED RANDALL'S

FANS for the **CURE**

fans4thecure.org



cancer.org

BairFind.
THE BAIRFIND FOUNDATION • FINDING MISSING CHILDREN

bairfind.org



milb.com/fans/copa



ASSOCIATION
alsa.org



bbbs.org



DIRECTORIES





MINOR LEAGUE TEAM DIRECTORY

CLUB	LEAGUE	PHONE	FAX
Aberdeen IronBirds	New York-Penn	410-297-9292	410-297-6653
Akron RubberDucks	Eastern	330-253-5151	330-253-3300
Albuquerque Isotopes	Pacific Coast	505-924-2255	505-242-8899
Altoona Curve	Eastern	814-943-5400	814-943-9050
Amarillo Sod Poodles	Texas	806-803-7762	N/A
Arkansas Travelers	Texas	501-664-1555	501-664-1834
Asheville Tourists	South Atlantic	828-258-0428	828-258-0320
Auburn Doubledays	New York-Penn	315-255-2489	315-255-2675
Augusta GreenJackets	South Atlantic	706-736-7889	706-736-1122
Batavia Muckdogs	New York-Penn	585-343-5454	585-343-5620
Beloit Snappers	Midwest	608-362-2272	608-362-0418
Billings Mustangs	Pioneer	406-252-1241	406-252-2968
Biloxi Shuckers	Southern	228-233-3465	228-206-6187
Binghamton Rumble Ponies	Eastern	607-723-6387	607-723-7779
Birmingham Barons	Southern	205-988-3200	205-988-9698
Bluefield Blue Jays	Appalachian	276-326-1326	276-326-1318
Boise Hawks	Northwest	208-322-5000	208-322-6846
Bowie Baysox	Eastern	301-805-6000	301-464-4911
Bowling Green Hot Rods	South Atlantic	270-901-2121	270-901-2165
Bradenton Marauders	Florida State	941-747-3031	941-747-9442
Bristol Pirates	Appalachian	276-206-9946	276-669-7686
Brooklyn Cyclones	New York-Penn	718-449-8497	718-449-6368
Buffalo Bisons	International	716-846-2000	716-852-6530
Burlington (Iowa) Bees	Midwest	319-754-5705	319-754-5882
Burlington (NC) Royals	Appalachian	336-222-0223	336-226-2498
Carolina Mudcats	Carolina	919-269-2287	919-269-4910
Cedar Rapids Kernels	Midwest	319-363-3887	319-363-5631
Charleston RiverDogs	South Atlantic	843-723-7241	843-723-2641
Charlotte (NC) Knights	International	704-357-8071	704-329-2155
Charlotte (FL) Stone Crabs	Florida State	941-206-4487	941-206-3599
Chattanooga Lookouts	Southern	423-267-2208	423-267-4258
Clearwater Threshers	Florida State	727-467-4457	727-712-4498
Clinton LumberKings	Midwest	563-242-0727	563-242-1433
Columbia Fireflies	South Atlantic	803-726-4487	803-726-3126
Columbus Clippers	International	614-462-5250	614-462-3271
Connecticut Tigers	New York-Penn	860-886-5996	860-886-5996
Corpus Christi Hooks	Texas	361-561-4665	361-561-4666
Danville Braves	Appalachian	434-797-3792	434-797-3799
Dayton Dragons	Midwest	937-228-2287	937-228-2284
Daytona Tortugas	Florida State	386-257-3172	386-257-3382
Delmarva Shorebirds	South Atlantic	410-219-3112	410-219-9164
Down East Wood Ducks	Carolina	252-527-9111	252-527-0498
Dunedin Blue Jays	Florida State	727-733-9302	727-734-7661
Durham Bulls	International	919-687-6500	919-687-6560
El Paso Chihuahuas	Pacific Coast	915-533-2273	915-242-2031
Elizabethon Twins	Appalachian	423-547-6441	423-547-6442
Erie SeaWolves	Eastern	814-456-1300	814-456-7520
Eugene Emeralds	Northwest	541-342-5367	541-342-6089
Everett AquaSox	Northwest	425-258-3673	425-258-3675
Fayetteville Woodpeckers	Carolina	910-339-1989	N/A
Florida Fire Frogs	Florida State	321-697-3156	N/A
Fort Myers Mighty Mussels	Florida State	239-768-4210	239-768-4211
Fort Wayne TinCaps	Midwest	260-482-6400	260-471-4678
Frederick Keys	Carolina	301-662-0013	301-662-0018

MINOR LEAGUE TEAM DIRECTORY (Continued)

CLUB	LEAGUE	PHONE	FAX
Fredericksburg Nationals	Carolina	540-858-4242	N/A
Fresno Grizzlies	Pacific Coast	559-320-4487	559-264-0795
Frisco RoughRiders	Texas	972-334-1900	972-334-5355
Grand Junction Rockies	Pioneer	307-232-1111	307-265-7867
Great Falls Voyagers	Pioneer	406-452-5311	406-454-0811
Great Lakes Loons	Midwest	989-837-2255	989-837-8780
Greeneville (TN) Reds	Appalachian	423-638-0411	423-638-9450
Greensboro Grasshoppers	South Atlantic	336-268-2255	336-273-7350
Greenville (SC) Drive	South Atlantic	864-240-4500	864-240-4501
Gwinnett Stripers	International	678-277-0300	678-277-0338
Hagerstown Suns	South Atlantic	301-791-6266	301-791-6066
Harrisburg Senators	Eastern	717-231-4444	717-231-4445
Hartford Yard Goats	Eastern	860-246-4628	860-247-4628
Hickory Crawdads	South Atlantic	828-322-3000	828-322-6137
Hillsboro Hops	Northwest League	503-640-0887	N/A
Hudson Valley Renegades	New York-Penn	845-838-0094	845-838-0014
Idaho Falls Chukars	Pioneer	208-522-8363	208-522-9858
Indianapolis Indians	International	317-269-3542	317-269-3541
Inland Empire 66ers	California	909-888-9922	909-888-5251
Iowa Cubs	Pacific Coast	515-243-6111	515-243-5152
Jackson Generals	Southern	731-988-5299	731-988-5246
Jacksonville Jumbo Shrimp	Southern	904-358-2846	904-358-2845
Johnson City Cardinals	Appalachian	423-461-4866	423-461-4864
Jupiter Hammerheads	Florida State	561-775-1818	561-691-6886
Kane County Cougars	Midwest	630-232-8811	630-232-8815
Kannapolis Cannon Ballers	South Atlantic	704-932-3267	704-938-7040
Kingsport Mets	Appalachian	423-378-3744	423-392-8538
Lake County Captains	Midwest	440-975-8085	440-975-8958
Lake Elsinore Storm	California	951-245-4487	951-245-0305
Lakeland Flying Tigers	Florida State	863-686-8075	863-688-9589
Lakewood Blue Claws	South Atlantic	732-901-7000	732-901-3967
Lancaster JetHawks	California	661-726-5400	661-726-5406
Lansing Lugnuts	Midwest	517-485-4500	517-485-4518
Las Vegas Aviators	Pacific Coast	702-386-7200	702-386-7214
Lehigh Valley IronPigs	International	610-841-7447	610-841-1509
Lexington Legends	South Atlantic	859-252-4487	859-252-0747
Louisville Bats	International	502-212-2287	502-515-2255
Lowell Spinners	New York-Penn	978-459-2255	978-459-1674
Lynchburg Hillcats	Carolina	434-528-1144	434-846-0768
Mahoning Valley Scrappers	New York-Penn	330-505-0000	330-505-9696
Memphis Redbirds	Pacific Coast	901-721-6000	901-527-1642
Midland RockHounds	Texas	432-520-2255	432-520-8326
Mississippi Braves	Southern	601-932-8788	601-936-3567
Missoula PaddleHeads	Pioneer	406-543-3300	406-543-9463
Modesto Nuts	California	209-572-4487	209-572-4490
Montgomery Biscuits	Southern	334-323-2255	334-323-2225
Myrtle Beach Pelicans	Carolina	843-918-6000	843-918-6001
Nashville Sounds	Pacific Coast	615-242-4371	615-256-5684
New Hampshire Fisher Cats	Eastern	603-641-2005	603-641-2055
Norfolk Tides	International	757-622-2222	757-624-9090
Norwich Sea Unicorns	New York-Penn	860-887-7962	860-886-5996
Northwest Arkansas Naturals	Texas	479-927-4900	479-756-8088
Ogden Raptors	Pioneer	801-393-2400	801-393-2473
Oklahoma City Dodgers	Pacific Coast	405-218-1000	405-218-1001



MINOR LEAGUE TEAM DIRECTORY (Continued)

CLUB	LEAGUE	PHONE	FAX
Omaha Storm Chasers	Pacific Coast	402-734-2550	402-734-7166
Orem Owlz	Pioneer	801-377-2255	801-377-2345
Palm Beach Cardinals	Florida State	561-775-1818	561-691-6886
Pawtucket Red Sox	International	401-724-7300	401-724-2140
Pensacola Blue Wahoos	Southern	850-934-8444	850-791-6256
Peoria Chiefs	Midwest	309-680-4000	309-680-4080
Portland (ME) Sea Dogs	Eastern	207-874-9300	207-780-0317
Princeton Rays	Appalachian	304-487-2000	304-487-8762
Pulaski Yankees	Appalachian	540-980-1070	540-980-1850
Quad Cities River Bandits	Midwest	563-322-6348	563-324-3109
Rancho Cucamonga Quakes	California	909-481-5000	909-481-5005
Reading Fighting Phils	Eastern	610-375-8469	610-373-5868
Reno Aces	Pacific Coast	775-334-4700	775-334-4701
Richmond Flying Squirrels	Eastern	804-359-3866	804-359-1373
Rochester Red Wings	International	585-454-1001	585-454-1056
Rocket City Trash Pandas	Southern	256-325-1403	N/A
Rocky Mountain Vibes	Pioneer	719-597-1449	719-597-2491
Rome Braves	South Atlantic	706-368-9388	706-368-6525
Round Rock Express	Pacific Coast	512-255-2255	512-255-1558
Sacramento River Cats	Pacific Coast	916-376-4700	916-376-4710
St. Lucie Mets	Florida State	772-871-2100	772-878-9802
Salem Red Sox	Carolina	540-389-3333	540-389-9710
Salem-Keizer Volcanoes	Northwest	503-390-2225	503-390-2227
Salt Lake Bees	Pacific Coast	801-350-6900	801-485-6818
San Antonio Missions	Pacific Coast	210-675-7275	210-670-0001
San Jose Giants	California	408-297-1435	408-297-1453
Scranton/Wilkes-Barre RailRiders	International	570-969-2255	570-963-6564
South Bend Cubs	Midwest	574-235-9988	574-235-9950
Spokane Indians	Northwest	509-535-2922	509-534-5368
Springfield Cardinals	Texas	417-863-2143	417-863-0388
State College Spikes	New York-Penn	814-272-1711	814-272-1718
Staten Island Yankees	New York-Penn	718-720-9265	718-273-5763
Stockton Ports	California	209-644-1900	209-644-1931
Syracuse Mets	International	315-474-7833	315-474-2658
Tacoma Rainiers	Pacific Coast	253-752-7707	253-752-7135
Tampa Tarpons	Florida State	813-875-7753	813-673-3174
Tennessee Smokies	Southern	865-286-2300	865-523-9913
Toledo Mud Hens	International	419-725-4367	419-725-4368
Trenton Thunder	Eastern	609-394-3300	609-394-9666
Tri-City (WA) Dust Devils	Northwest	509-544-8789	509-547-9570
Tri-City (NY) ValleyCats	New York-Penn	518-629-2287	518-629-2299
Tulsa Drillers	Texas	918-744-5998	918-747-3267
Vancouver Canadians	Northwest	604-872-5232	604-872-1714
Vermont Lake Monsters	New York-Penn	802-655-4200	802-655-5660
Visalia Rawhide	California	559-734-4433	559-739-7732
West Michigan Whitecaps	Midwest	616-784-4131	616-784-4911
West Virginia Black Bears	New York-Penn	304-293-7910	N/A
West Virginia Power	South Atlantic	304-344-2287	304-344-0083
West Virginia Power	South Atlantic	304-344-2287	304-344-0083
Wichita Wind Surge	Pacific Coast	316-221-8000	N/A
Wilmington Blue Rocks	Carolina	302-888-2015	302-888-2032
Winston-Salem Dash	Carolina	336-714-2287	336-714-2288
Wisconsin Timber Rattlers	Midwest	920-733-4152	920-733-8032

MiLB DIRECTORY



Street Address:
9550 16th St. North
St. Petersburg, FL 33716-4217
Telephone: (727) 822-6937 | **Fax:** (727) 821-5819
admin@minorleaguebaseball.com
www.MiLB.com

• THE NATIONAL ASSOCIATION OF PROFESSIONAL BASEBALL LEAGUES, INC.

President & CEO	Pat O'Conner
Vice President	Stan Brand
Chief Marketing & Commercial Officer	David Wright
Chief Financial Officer	Sean Brown
Senior Vice President, Legal Affairs & General Counsel	D. Scott Poley
Senior Vice President, Baseball & Business Operations	Tim Brunswick
Senior Vice President, Digital Strategy and Business Development	Katie Davison
Vice President, Business Development & Media	Gerald Jones
Head of Licensing & Consumer Products	Brian Earle
Senior Executive Advisor to the President	Dan O'Brien, Jr.
Assistant to the President	Bill Smith
Senior Director, Communications	Jeff Lantz
Director, Information Technology	Rob Colamarino
Director, Special Events	Stefanie Loncarich
Director, Partnership Marketing	Heather Raburn
Director, Human Resources	Tara Thornton
Director, Marketing Strategy & Research	Cory Bernstine
Director, Diversity and Inclusion	Belicia Montgomery
Director, Community Engagement	Courtney Nehls
Deputy General Counsel	Robert Fountain
Special Counsel	George Yund
Controller	James Dispanet
Assistant Director, Licensing	Carrie Adam
Assistant Director, Baseball and Business Operations	Andy Shultz
Assistant Director, Corporate Communications	Mary Marandi
Assistant Director, Special Events & Affiliate Programming	Mark Labban
Strategist, Digital Partnerships	Kristi Albano
Senior Manager, Event Partners & Trade Show Services	Eileen Sahin-Murphy
Senior Manager, Digital Marketing & Communications	Mallory Roberts
Senior Manager, Business Development & Media	Curtis Walker
Manager, Partnership Marketing	William Kent, Jr.
Associate Counsel	Shannon Finucane
Senior Accountant	Michelle Heystek
Manager, Baseball Operations/Executive Assistant to the President	Mary Wooters
Manager, Partnership Marketing	Scott Ester
Manager, Partnership Marketing	Meghan Madson
Manager, Brand Development	Vincent Pettofrezzo
Trademarks & Intellectual Properties	Melissa Giesler-Hassell
Manager, Digital Activation	Ryan Rosenberger
Coordinator, Events & Partnerships	Jessica Nori
Coordinator, E-commerce	Tajma Brown
Coordinator, Baseball & Business Ops.	Melanie Pendleton
Coordinator, Digital Media	Ishita Tibrewal

• MINOR LEAGUE BASEBALL UMPIRE DEVELOPMENT

Telephone: (877) 799-UMPS | Website: www.MiLBumpireAcademy.com | E-Mail: InfoMiLBumpireAcademy.com

President & CEO	Pat O'Conner
Secretary/Senior Vice President, Legal Affairs & General Counsel	D. Scott Poley
Senior Vice President, Baseball/Business Operations	Tim Brunswick
Director, MiLB Umpire Development	Dusty Dellinger
Manager, Umpire Technology	Tom Honec
Manager, Umpire Development	Jess Schneider
Chief of Instruction	Mike Felt
Field Evaluators/Instructors	Jorge Bauza, Tyler Funneman, Jay Pierce, Brian Sinclair, Darren Spagnardi
Medical Coordinator	Mark Stubblefield

• PROFESSIONAL BASEBALL EMPLOYMENT OPPORTUNITIES

Telephone: (866) WE-R-PBEO | Website: www.PBEO.com | E-Mail: Info@PBEO.com



MINOR LEAGUE BASEBALL - AFFILIATED MEMBERS

	LEAGUE	PRESIDENT	PHONE	FAX
Class AAA	International	Randy Mobley	(614) 791-9300	(614) 791-9009
	Mexican	Horacio de la Vega	011-555-557-1007	011-555-395-2454
	Pacific Coast	Branch Rickey	(512) 310-2900	(512) 310-8300
Class AA	Eastern	Joe McEacharn	(207) 761-2700	(207) 761-7064
	Southern	Lori M. Webb	(770) 321-0400	(770) 321-0037
	Texas	Tim Purpura	(682) 316-4100	(844) 316-7725
Class A	California	Charlie Blaney	(805) 985-8585	(805) 985-8580
	Carolina	Geoff Lassiter	(336) 691-9030	(336) 464-2737
	Florida State	Terry Reynolds	(727) 257-8423	N/A
	Midwest	Richard Nussbaum II	(574) 532-1221	(574) 234-4220
	South Atlantic	Eric Krupa	(727) 538-4270	(727) 499-6853
Class A Short Season	New York-Penn	Ben Hayes	(727) 278-7112	(727) 683-9691
	Northwest	North Johnson	(850) 588-6205	(406) 543-9463
Rookie League	Appalachian	Dan Moushon	(919) 656-5357	(727) 954-4876
	Arizona	Bob Richmond	(208) 429-1511	(208) 429-1525
	Dominican Summer	Orlando Diaz	(809) 532-3619	(809) 533-4406
	Gulf Coast	Minor League Baseball	(727) 456-1734	(727) 821-5819
	Pioneer	Jim McCurdy	(509) 456-7615	(509) 456-0136

MLB DIRECTORY



Address: 1271 Avenue of the Americas, New York, NY, 10020
 Telephone: (212) 931-7800
 Website: www.mlb.com
 Commissioner: Rob Manfred

AMERICAN LEAGUE

Baltimore Orioles	410-685-9800
Boston Red Sox	617-267-9440
Chicago White Sox	312-674-1000
Cleveland Indians	216-420-4200
Detroit Tigers	313-471-2000
Houston Astros	713-259-8000
Kansas City Royals	816-921-8000
Los Angeles Angels	714-940-2000
Minnesota Twins	612-659-3400
New York Yankees	718-293-4300
Oakland Athletics	510-638-4900
Seattle Mariners	206-346-4000
Tampa Bay Rays	727-825-3137
Texas Rangers	817-273-5222
Toronto Blue Jays	416-341-1000

NATIONAL LEAGUE

Arizona Diamondbacks	602-462-6500
Atlanta Braves	404-614-2300
Chicago Cubs	773-404-2827
Cincinnati Reds	513-765-7000
Colorado Rockies	303-292-0200
Los Angeles Dodgers	866-DODGERS
Miami Marlins	305-480-1300
Milwaukee Brewers	414-902-4400
New York Mets	718-507-6387
Philadelphia Phillies	215-463-6000
Pittsburgh Pirates	412-323-5000
San Diego Padres	619-795-5000
San Francisco Giants	415-972-2000
St. Louis Cardinals	314-345-9600
Washington Nationals	202-675-6287

Opening Day: March 26 (US) | 91st All-Star Game: July 14, Dodger Stadium in Los Angeles, CA.
 Postseason begins Tuesday, September 29 (tentative) | World Series begins Tuesday, October 20 (tentative)

HIT PAIN OUT OF THE PARK
 with **BC**

Official Pain Reliever
 SOUTHERN LEAGUE
 EST. 1966 BASEBALL 1988

BC
 ASPIRIN (NSAID) PAIN RELIEVER, CAFFEINE, PAIN RELIEVER AID
 FAST PAIN RELIEF POWDER
ARTHRITIS
 24 PACKETS

BC
 ASPIRIN (NSAID) PAIN RELIEVER, CAFFEINE, PAIN RELIEVER AID
 FAST PAIN RELIEF POWDER
HEADACHES & BODY ACHES
 50 PACKETS

Use as directed.

Try our other BC® products for relief at the **SPEED OF POWDER!**

BC **MAX STRENGTH** FAST PAIN RELIEF POWDER 16 PACKETS
 BC **CHERRY** FAST PAIN RELIEF POWDER 24 PACKETS
 BC **SINUS PAIN & CONGESTION** FAST RELIEF POWDER 4 PACKETS
 BC **DAYTIME COLD & FLU** FAST RELIEF POWDER 4 PACKETS

BCPowder.com
 f t i



**SOUTHERN LEAGUE
OF PROFESSIONAL BASEBALL CLUBS**

**2551 Roswell Rd., Suite 330
Marietta, GA 30062
770-321-0400**



**SOUTHERN LEAGUE CHAMPIONS
JACKSON GENERALS
BACK TO BACK...**

Find us here:

www.SouthernLeague.com

Twitter: [@SLeagueBaseball](https://twitter.com/SLeagueBaseball)

[www.Facebook.com/SouthernLeague](https://www.facebook.com/SouthernLeague)