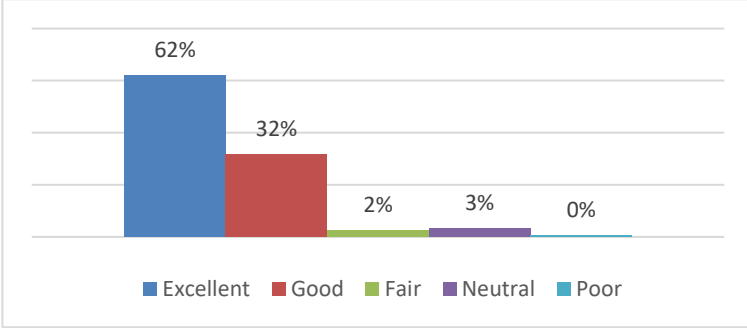
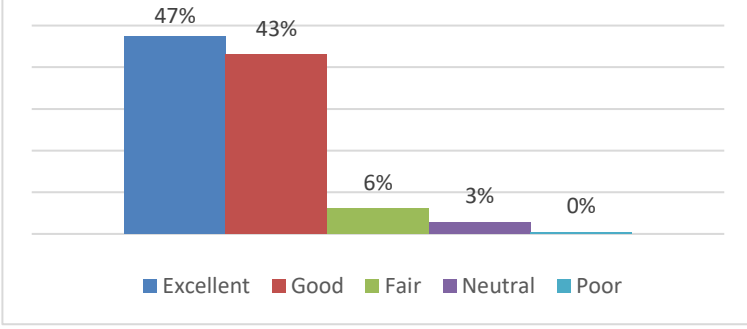
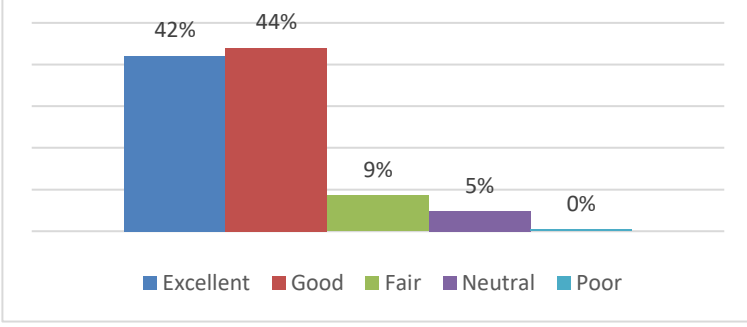
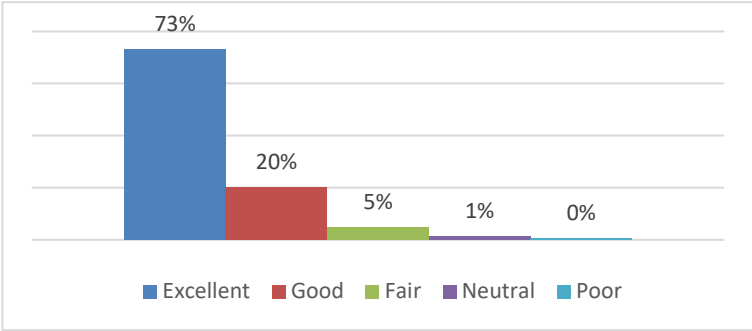
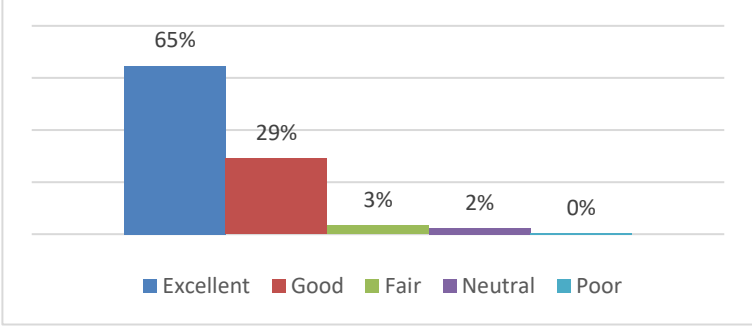
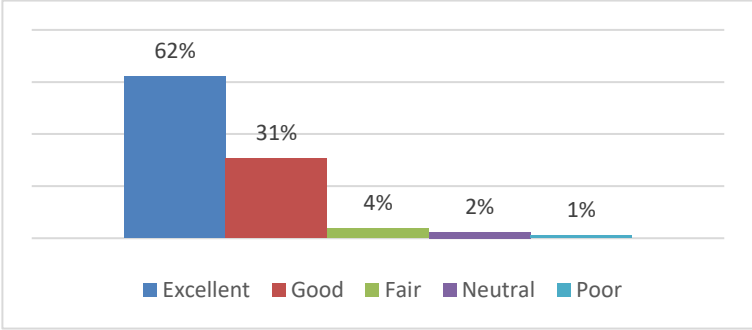
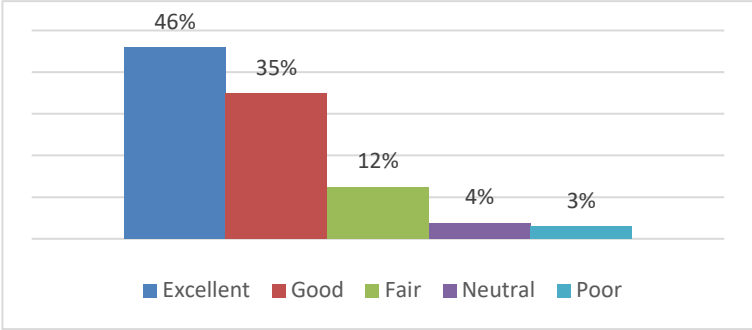
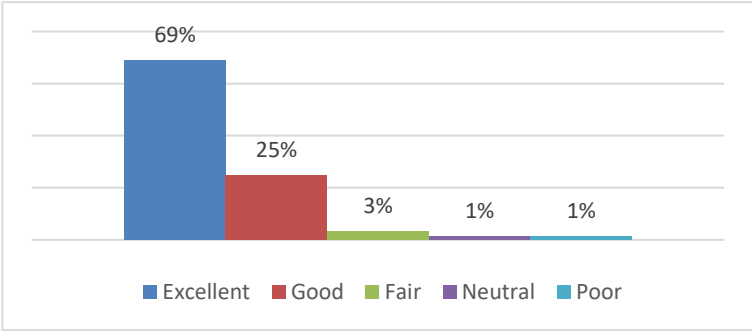
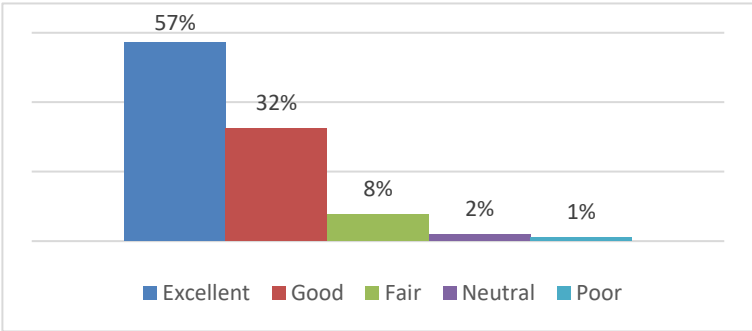


2022 UNT IS Students Evaluation of Program Objectives

Survey Questions	Mean	Survey Response Percentage Totals
<p>1. Remain flexible and overall ability to manage change effectively in a technology --driven and knowledge--based environment.</p>	<p style="text-align: center;">4.5</p> <p>208 Responses</p>	 <p style="text-align: center;">2 Students Responded Not Applicable</p>
<p>2. Plan, manage, and/or implement information systems in a networked environment for the creation, organization, and dissemination of information.</p>	<p style="text-align: center;">4.3</p> <p>209 Responses</p>	 <p style="text-align: center;">1 Student Responded Not Applicable</p>
<p>3. Develop and implement conceptual and technological systems and structures for the organization of information in any format for effective access.</p>	<p style="text-align: center;">4.2</p> <p>209 Responses</p>	 <p style="text-align: center;">1 Student Responded Not Applicable</p>

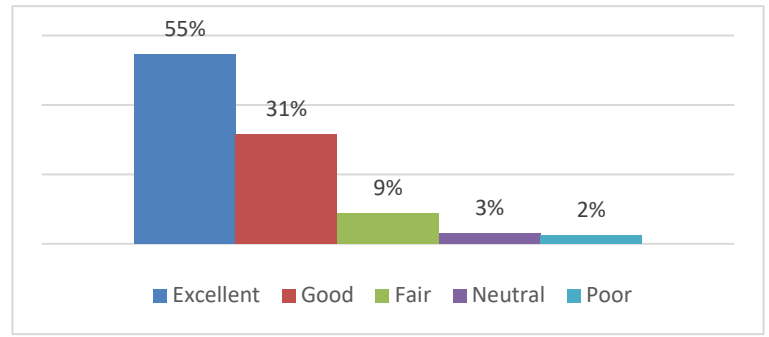
<p><i>4. Understand human information behavior in order to design and implement information systems and services that meet user needs.</i></p>	<p>4.4 208 Responses</p>	<p>1 Student Responded Not Applicable</p> <table border="1"> <thead> <tr> <th>Rating</th> <th>Percentage</th> </tr> </thead> <tbody> <tr> <td>Excellent</td> <td>52%</td> </tr> <tr> <td>Good</td> <td>38%</td> </tr> <tr> <td>Fair</td> <td>7%</td> </tr> <tr> <td>Neutral</td> <td>2%</td> </tr> <tr> <td>Poor</td> <td>0%</td> </tr> </tbody> </table>	Rating	Percentage	Excellent	52%	Good	38%	Fair	7%	Neutral	2%	Poor	0%
Rating	Percentage													
Excellent	52%													
Good	38%													
Fair	7%													
Neutral	2%													
Poor	0%													
<p><i>5. Effectively evaluate, synthesize and present information for client/user use.</i></p>	<p>4.5 207 Responses</p>	<p>2 Students Responded Not Applicable</p> <table border="1"> <thead> <tr> <th>Rating</th> <th>Percentage</th> </tr> </thead> <tbody> <tr> <td>Excellent</td> <td>60%</td> </tr> <tr> <td>Good</td> <td>34%</td> </tr> <tr> <td>Fair</td> <td>3%</td> </tr> <tr> <td>Neutral</td> <td>2%</td> </tr> <tr> <td>Poor</td> <td>0%</td> </tr> </tbody> </table>	Rating	Percentage	Excellent	60%	Good	34%	Fair	3%	Neutral	2%	Poor	0%
Rating	Percentage													
Excellent	60%													
Good	34%													
Fair	3%													
Neutral	2%													
Poor	0%													
<p><i>6. Demonstrate the communication skills necessary for personal and professional growth, leadership, interaction, and collaboration in appropriate professional contexts.</i></p>	<p>4.6 209 Responses</p>	<p>1 Student Responded Not Applicable</p> <table border="1"> <thead> <tr> <th>Rating</th> <th>Percentage</th> </tr> </thead> <tbody> <tr> <td>Excellent</td> <td>68%</td> </tr> <tr> <td>Good</td> <td>24%</td> </tr> <tr> <td>Fair</td> <td>4%</td> </tr> <tr> <td>Neutral</td> <td>2%</td> </tr> <tr> <td>Poor</td> <td>1%</td> </tr> </tbody> </table>	Rating	Percentage	Excellent	68%	Good	24%	Fair	4%	Neutral	2%	Poor	1%
Rating	Percentage													
Excellent	68%													
Good	24%													
Fair	4%													
Neutral	2%													
Poor	1%													

<p><i>7. Understand and uphold the philosophies, principles, and legal and ethical responsibilities of the library and information science field.</i></p>	<p>4.6 209 Responses</p>	 <table border="1"> <thead> <tr> <th>Rating</th> <th>Percentage</th> </tr> </thead> <tbody> <tr> <td>Excellent</td> <td>73%</td> </tr> <tr> <td>Good</td> <td>20%</td> </tr> <tr> <td>Fair</td> <td>5%</td> </tr> <tr> <td>Neutral</td> <td>1%</td> </tr> <tr> <td>Poor</td> <td>0%</td> </tr> </tbody> </table>	Rating	Percentage	Excellent	73%	Good	20%	Fair	5%	Neutral	1%	Poor	0%
Rating	Percentage													
Excellent	73%													
Good	20%													
Fair	5%													
Neutral	1%													
Poor	0%													
<p><i>8. Collaborate, interact with, and understand the needs of diverse populations in a technological and global information society.</i></p>	<p>4.6 209 Responses</p>	 <table border="1"> <thead> <tr> <th>Rating</th> <th>Percentage</th> </tr> </thead> <tbody> <tr> <td>Excellent</td> <td>65%</td> </tr> <tr> <td>Good</td> <td>29%</td> </tr> <tr> <td>Fair</td> <td>3%</td> </tr> <tr> <td>Neutral</td> <td>2%</td> </tr> <tr> <td>Poor</td> <td>0%</td> </tr> </tbody> </table>	Rating	Percentage	Excellent	65%	Good	29%	Fair	3%	Neutral	2%	Poor	0%
Rating	Percentage													
Excellent	65%													
Good	29%													
Fair	3%													
Neutral	2%													
Poor	0%													
<p><i>9. Demonstrate additional knowledge and competencies appropriate to my individual interests, specializations, and career goals.</i></p>	<p>4.5 209 Responses</p>	 <table border="1"> <thead> <tr> <th>Rating</th> <th>Percentage</th> </tr> </thead> <tbody> <tr> <td>Excellent</td> <td>62%</td> </tr> <tr> <td>Good</td> <td>31%</td> </tr> <tr> <td>Fair</td> <td>4%</td> </tr> <tr> <td>Neutral</td> <td>2%</td> </tr> <tr> <td>Poor</td> <td>1%</td> </tr> </tbody> </table>	Rating	Percentage	Excellent	62%	Good	31%	Fair	4%	Neutral	2%	Poor	1%
Rating	Percentage													
Excellent	62%													
Good	31%													
Fair	4%													
Neutral	2%													
Poor	1%													

<p><i>10. Participate in teaching, research, and service activities that contribute to the advancement of the library and information science field.</i></p>	<p>4.2 209 Responses</p>	 <table border="1"> <thead> <tr> <th>Rating</th> <th>Percentage</th> </tr> </thead> <tbody> <tr> <td>Excellent</td> <td>46%</td> </tr> <tr> <td>Good</td> <td>35%</td> </tr> <tr> <td>Fair</td> <td>12%</td> </tr> <tr> <td>Neutral</td> <td>4%</td> </tr> <tr> <td>Poor</td> <td>3%</td> </tr> </tbody> </table>	Rating	Percentage	Excellent	46%	Good	35%	Fair	12%	Neutral	4%	Poor	3%
Rating	Percentage													
Excellent	46%													
Good	35%													
Fair	12%													
Neutral	4%													
Poor	3%													
<p><i>11. Understand the importance of professional development, continuing education, and participation in professional organizations.</i></p>	<p>4.6 210 Responses</p>	 <table border="1"> <thead> <tr> <th>Rating</th> <th>Percentage</th> </tr> </thead> <tbody> <tr> <td>Excellent</td> <td>69%</td> </tr> <tr> <td>Good</td> <td>25%</td> </tr> <tr> <td>Fair</td> <td>3%</td> </tr> <tr> <td>Neutral</td> <td>1%</td> </tr> <tr> <td>Poor</td> <td>1%</td> </tr> </tbody> </table>	Rating	Percentage	Excellent	69%	Good	25%	Fair	3%	Neutral	1%	Poor	1%
Rating	Percentage													
Excellent	69%													
Good	25%													
Fair	3%													
Neutral	1%													
Poor	1%													
<p><i>12. Relate the methodologies and content of other disciplines to the information field, and understand the contribution of the information field to other disciplines.</i></p>	<p>4.4 210 Responses</p>	 <table border="1"> <thead> <tr> <th>Rating</th> <th>Percentage</th> </tr> </thead> <tbody> <tr> <td>Excellent</td> <td>57%</td> </tr> <tr> <td>Good</td> <td>32%</td> </tr> <tr> <td>Fair</td> <td>8%</td> </tr> <tr> <td>Neutral</td> <td>2%</td> </tr> <tr> <td>Poor</td> <td>1%</td> </tr> </tbody> </table>	Rating	Percentage	Excellent	57%	Good	32%	Fair	8%	Neutral	2%	Poor	1%
Rating	Percentage													
Excellent	57%													
Good	32%													
Fair	8%													
Neutral	2%													
Poor	1%													

13. Participate in networking activities for personal and professional growth, leadership, collaboration, policy development, and change management.

4.3
207 Responses



2 Students Responded Not Applicable

Numbers used for mean calculation: Poor – 1, Neutral – 2, Fair – 3, Good – 4, Excellent - 5
These results were compiled based on the 2022 End of Program (EOP) surveys administered in the spring, summer, and fall semesters.