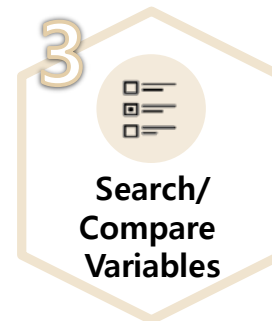



ICPSR 이용 매뉴얼



CONTENTS



ICPSR?



ICPSR은 전세계 약 870여 개 학술연구기관의 컨소시엄으로 운영되고 있는 세계 최대의 사회과학 조사자료 아카이브입니다.

전 세계 332,887건
이상의 양적 연구 자료



국제적 자료



다양한 분야의
자료

19개 주제분야별 자료 검색
종단적, 횡단적 연구가 가능한
300여 개 시리즈 자료 제공



설문항
데이터베이스

설문항 검색 및 비교 가능



수업 활용

양적연구방법론 수업
활용 가능
Data-Driven
Learning Guides
제공

ICPSR?



다양한 주제 분야

세계 각국에서 다양한 분야별로 수집한 19,000여 건의 조사자료와 332,887여 개의 수치파일을 제공합니다.



접속 방법.



ICPSR은 학교 인증과 개인회원 로그인의 **두 가지 절차**가 필요합니다.


STEP 1. 학교 인증



도서관 홈페이지
접속 후 로그인



학술 DB 리스트에서
ICPSR 클릭



학교 인증
완료!

※ 학교 인증이 완료된 이후에는 도서관 홈페이지를 통하지 않고 ICPSR에 직접 접속해서 이용 가능합니다. (학교 인증 유효기간 : 6개월)

접속 방법.

STEP 2. 개인 회원 로그인

! ICPSR은 학교 인증 후 개인 회원 로그인을 해야만 모든 기능을 이용할 수 있습니다.

The screenshot shows the ICPSR website interface. At the top right, there are two buttons: 'Log In' (highlighted with a red box) and 'Giving'. Below the navigation bar, the main heading reads 'Data excellence. Research impact.' followed by a search bar and a list of research categories. At the bottom, there are promotional banners for a scholarship and awards.

우측 상단의 Log In 버튼을 통해
로그인하거나 계정을 생성합니다.

접속 방법.

STEP 2-1. 계정 생성

Log into ICPSR

Use MyData

You must set your browser to accept cookies in order for login to succeed. Your login session will last for nine hours (you log out).


Email:

Password:

Log In

[Request a new password](#)


New User?



By creating a MyData account, you can:

- Download data and use online analysis tools
- Download data available only to ICPSR members, if you are from a member institution
- Generate utilization reports and download statistics
- Update your account profile and settings
- Access Summer Program

Google/Linkedin의 계정을
연동하여 로그인할 수 있으며
ICPSR에 직접 가입할 수도 있습니다.



ICPSR에 직접 가입하실 경우,
Create Account를 클릭하시면 됩니다.

접속 방법

STEP 2-1. 계정 생성

Create a New Account

In order to download data, you will need to create an account. Please fill out *all* fields in the form below.

Email address

Re-type Email Address

Note: Your password should be at least 8 characters long, memorable (or stored in a password manager), difficult for someone else to guess, and not used on any other web site.

Password

Re-type Password

First Name

Last Name

Organizational Affiliation

Department/Field:

왼쪽 화면의 필수 항목을
전부 채워주시면 됩니다.

접속 방법

STEP 2-1. 계정 생성

Address (optional):

Street

City

State

Postal Code

Country

Privacy:

You are at an ICPSR member institution. ICPSR encourages you to allow your campus Official Representative (OR) to view your name and email address. ORs help member institutions get the most out of ICPSR resources, and they are a point of contact between ICPSR and users of ICPSR data on their campus.

May ICPSR allow the OR on your campus to view your information?

Yes

No

- Address : 주소 기재는 선택사항입니다.
- Privacy : 개인정보 이용약관에 Yes를 선택합니다.
- Submit : 클릭하면 계정 생성이 완료됩니다.

접속 방법

STEP 2-1. 계정 생성

Account Information

You provided the information below. In the event that you need to change any of this information, simply choose *Account Info* in the My ICPSR navigation box.

Email Address:

yoojung@ksdc.re.kr

First Name:

yoojung

Last Name:

choi

Organizational Affiliation:

Other

Department/Field:

Other

Address (optional):

Street:

City:

State:

Postal Code:

Country:

May my OR contact me?:

YES

- 생성하신 계정에 대한 정보를 확인할 수 있습니다.
- 기재하신 이메일 주소로 ICPSR 계정 인증 메일이 발송되며 메일 인증 후 ICPSR 로그인이 가능합니다.

Verify Your Account

We've sent an email to yoojung@ksdc.re.kr. Follow the instructions in the email to verify your account before you login. If the email doesn't show up in a few minutes, check your spam trap. If it's not there, you can [request a new email](#) or [contact web-support@umich.edu](mailto:contact-web-support@umich.edu).

접속 방법.

STEP 2-2. 개인 회원 로그인

Log In Giving

Log into ICPSR

Use MyData

You must set your browser to accept cookies in order for login to succeed. Your login session will last for nine hours (or until you log out).

Email:

Email

Password:

Password

Log In

Request a new password

New User?

Create Account

Or one of these:

Please note that logging in through LinkedIn may require additional setup. Please follow the instructions provided by LinkedIn.

Google

LinkedIn

ORCID

By creating a MyData account, you can:

- Download data and use online analysis tools
- Download
- Generate
- Update
- Access

메인 화면 우측 상단의 'Log In' 버튼을 클릭하여 로그인 합니다.

접속 방법.

STEP 2-2. 개인 회원 로그인

The screenshot shows the ICPSR website homepage. At the top right, there is a navigation bar with a 'My Dashboard' button (highlighted with a red box) and a 'Giving' button. Below this is a main navigation menu with links for Home, Find Data, Share Data, Membership, Summer Program, Teaching & Learning, Data Management, and About. The main content area features a large blue banner with the text 'Data excellence. Research impact.' and a search bar. Below the search bar, there are several topic tags: Aging, Mental health, Voting, Crime, Substance use, Racism, STEM, Health care, Immigration, Child care, Spending, Discrimination, Nutrition, and more. Further down, there is a section titled 'I'm interested in ...' with buttons for Depositing Data, Summer Program, and Membership. At the bottom, there are two news and events cards: one for 'Data Communication Scholarship' and another for '2023 ICPSR Awards'.

로그인을 하면 'Log In' 버튼이
'My Dashboard'로 바뀝니다.

My Dashboard

MyData Dashboard: YOOJUNG CHOI

Last Logged in:
2023-09-18 01:56:00

Last Activity:
Downloaded Codebook
2022-04-17 22:04:10

Membership Affiliation:
Your MyData Account is affiliated with ICPSR member **Korean Social Science Data Center**, providing you access to all consortium-supported data and related services.

Account Details

Summer Program

Email Updates

Report Manager

Deposit Manager

RESEARCHER PASSPORT
by ICPSR
Researcher Passport

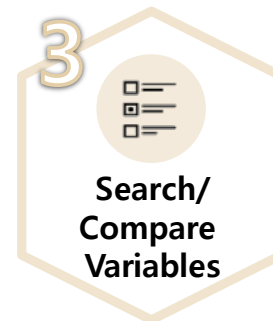

Restricted Data Request System

Help

Additional Links:
[> Report Problem](#)
[> Webinars by Request](#)
[> Contact Us](#)
[> Delete Account](#)

- ICPSR에서 개인이 했던 활동 정보를 확인 할 수 있습니다.
※ 최근 접속 일시, 마지막 활동, 통계분석 내역 등
- ICPSR의 계정 정보를 확인 및 변경 가능하며 이메일을 통해 ICPSR의 소식을 받아 볼 수 있습니다.

CONTENTS



Part 2-1

FIND DATA

Home **Find Data** Share Data ▾

Find Data

- Search/Compare Variables
- Data-Related Publications
- Thematic Data Collections
- Help



My Dashboard Giving

and related publications

Find Data ▾ Share Data ▾ Membership ▾ Summer Program ▾ Teaching & Learning ▾ Data Management ▾ About ▾

Find Data

Search [view all](#)

[search tips](#) ▾

Browse

[Topics / Series / Thematic data collections / Data-related publications](#)

- [Studies for which online analysis is available](#)
- [Self-published data, including replication datasets](#)
- [Studies with learning guides](#)

New/Updated Data Releases:

- [In the last week](#)
- [In the last month](#)
- [In the last quarter](#)

Statistics

19,111 studies

Most Popular Search Terms

원하는 키워드를 넣고 검색합니다.

FIND DATA

Filters

- Subject Terms ▾
- Geography ▲ ▾
- Restriction Type ▾
- Data Format ▾
- Collection Method ▾
- Data Type ▾
- Time Method ▾
- Time Period ▾
- Recent Releases ▾
- Funding Agency ▾
- Thematic Collection ▾
- Data Availability ▾

Search Results

Showing 1 - 50 of 2,335 results.

adolescent Search [View All](#)

[search tips](#) ▾

Studies (2,335) Variables (5,357) Series (126) Data-related Publications (7,681) ICPSR Website (79)

Summaries: Hidden **Sort by:** Study Relevance ▾

Study Title/Investigator	Released/Updated
1. alexithymia in adolescents <small>OPEN ICPSR</small> loas, gwenolé	2017-04-18
2. Metabolic measures in adolescents with obesity <small>OPEN ICPSR</small> Cree-Green, Melanie	2022-01-03
3. National Survey of Adolescents, 2004: Ghana (ICPSR 22409) Awusabo-Asare, Kofi; Biddlecom, Ann E.; Zulu, Eliya Msiyaphazi	2008-07-24

검색 키워드가 포함된 결과들을 확인할 수 있으며,
Filters와 Sort by를 통해 결과를 재정렬 할 수 있습니다.

DATA CONTENT

National Longitudinal Study of Adolescent to Adult Health (Add Health), 1994-2018 [Public Use] (ICPSR 21600)

Version Date: Aug 9, 2022 [Cite this study](#) | [Share this page](#)

Principal Investigator(s):

[Kathleen Mullan Harris](#), University of North Carolina at Chapel Hill; [J. Richard Udry](#), University of North Carolina at Chapel Hill

Series:

- [National Longitudinal Study of Adolescent to Adult Health \(Add Health\) Series](#)

<https://doi.org/10.3886/ICPSR21600.v25>

Version V25 ([see more versions](#))

Explore Data

Analyze Online (SDA)

Download

At A Glance

Data & Documentation

Variables

Data-related Publications

Export Metadata

Project Description

Summary

Downloads of Add Health require submission of the following information, which is shared with the original producer of Add Health: supervisor name, supervisor email, and reason for download. A Data Guide for this study is available as [a web page](#) and for download.

The National Longitudinal Study of Adolescent to Adult Health (Add Health), 1994-2018 is a longitudinal study of a nationally representative sample of U.S. adolescents in grades 7-12 in the most recent conducted in 2008 when the sample was aged 24-32. Add Health includes survey data on respondents' social, economic, psychological, and physical well-being, as well as information on the family, neighborhood, community, school, friendships, peer groups, and romantic relationships.

907,020

Downloads *

[Usage Report](#)

* past three years

6,160

[Data-related](#)

[Publications](#)

Notes

- The public-use data files in this collection are

검색 결과에서 원하는 자료를 클릭하면
자료의 개요를 확인할 수 있습니다.

Part 2-2

DATA CONTENT

At A Glance | Data & Documentation | Variables | Data-related Publications | Export Metadata

Project Description

Project Description

Analysis Information

Summary

Downloads of Add Health require submission of the following information, which is shared with the original producer of Add Health: supervisor name, supervisor email, and reason for download. A Data Guide for this study is available as a [web page](#) and for download.

The National Longitudinal Study of Adolescent to Adult Health (Add Health), 1994-2008 [Public Use] is a longitudinal study of a nationally representative sample of U.S. adolescents in grades 7 through 12 during the 1994-1995 school year. The Add Health cohort was followed into young adulthood with four in-home interviews, the most recent conducted in 2008 when the sample was aged 24-32. Add Health combines longitudinal survey data on respondents' social, economic, psychological, and physical well-

간략하게 요약된 자료의 내용을 확인할 수 있습니다.

Subject Terms

- academic achievement
- adolescents
- alcohol consumption
- biomarkers
- birth control
- classroom environment
- dating (social)
- diabetes
- drinking behavior
- drug use
- eating habits
- education
- educational environment
- families
- family planning
- family relationships
- family structure
- friendships
- health
- health behavior
- health care access
- health status
- household composition
- interpersonal relations
- living arrangements
- marriage
- neighborhood characteristics
- neighborhoods
- parent child relationship
- parental attitudes
- parental influence
- physical characteristics
- physical condition
- physical fitness
- physical limitations

자료와 관련된 주제 용어를 파악할 수 있습니다. 원하는 키워드를 클릭하면 해당 키워드를 포함하는 관련 자료들을 한꺼번에 확인할 수 있습니다.

Citation

Harris, Kathleen Mullan, and Udry, J. Richard. National Longitudinal Study of Adolescent to Adult Health (Add Health), 1994-2018 [Public Use]. Carolina Population Center, University of North Carolina-Chapel Hill [distributor]. Inter-university Consortium for Political and Social Research [distributor]. 2021-08-25. <https://doi.org/10.3886/ICPSR21600.v23>

Export Citation:

- RIS (generic format for RefWorks, EndNote, etc.)
- EndNote

해당 자료의 인용정보를 확인할 수 있습니다.

Geographic Coverage

United States

조사가 수행된 지역 범위를 확인할 수 있습니다.

DATA CONTENT

At A Glance | Data & Documentation | Variables | Data-related Publications | Export Metadata

Project Description

Scope of Project

Analysis Information

Time Period(s) ?
1994 -- 2018

Date of Collection ?
1994-01 -- 1995-12 (Wave I), 1996-04 -- 1996-09 (Wave II), 2001-04 -- 2002-04 (Wave III), 2007-04 -- 2009-01 (Wave IV), 2016-03 -- 2018-11 (Wave V)

Scope of Project를 통해
조사 시기, 자료 수집 시기 등을
확인할 수 있습니다.

At A Glance | Data & Documentation | Variables | Data-related Publications | Export Metadata

Project Description

Scope of Project

Methodology

Time Method ?
Longitudinal: Panel

Universe ?
Adolescents in grades 7 through 12 during the 1994-1995 school year. Respondents were geographically located in the United States.

Unit(s) of Observation ?
Individual

Data Type(s) ?
survey data

Methodology를 통해 조사
방법의 상세한 정보를 확인
할 수 있습니다.

DATA CONTENT

Explore Data Analyze Online (SDA) Download ▾

At A Glance **Data & Documentation** Variables Data-related Publications Export Metadata

Data & Documentation

	Size	Preview	Download
DS0 Study-Level Files	2 MB		
DS1 Wave I: In-Home Questionnaire, Public Use Sample	252 MB		
DS2 Wave I: Public Use Contextual Database	9 MB		
DS3 Wave I: Network V			
DS4 Wave I: Public Use			
DS5 Wave II: In-Home			
DS6 Wave II: Public Us			

[User guide \[PDF\] MULTI](#)
[Codebook/Questionnaire \[PDF\]](#)
[Stata](#)
[R](#)
[SPSS](#)
[SAS](#)
[Delimited](#)
[ASCII](#)
[Frequencies \[PDF\]](#)
[ASCII + Stata Setup](#)
[ASCII + SAS Setup](#)
[ASCII + SPSS Setup](#)

• 데이터는 'Download' 또는 'Data & Documentation'에서 다운로드 받을 수 있습니다.
 • 다양한 통계프로그램의 데이터파일을 지원합니다. 원하시는 종류의 프로그램 명을 클릭하면 해당 파일을 다운로드 할 수 있습니다.

DATA CONTENT

Terms of Use

Please read the terms of use below. If you agree to them, click on the "I Agree" button to proceed to download your data cart. If you do not agree, you can click on the "I Do Not Agree" button to return to the home page.

The University of North Carolina at Chapel Hill, Carolina Population Center National Longitudinal Study of Adolescent to Adult Health Data Use Agreement for the Use of Public-Use Data

I. Definitions

A. "The National Longitudinal Study of Adolescent to Adult Health" (hereinafter referred to as "Add Health") is the program project undertaken by the Carolina Population Center of The University of North Carolina at Chapel Hill (hereafter referred to as "UNC-Chapel Hill") under Grant No. P01-HD31921 from the Eunice Kennedy Shriver National Institute of Child Health and Human Development.

....

research subject

A person or organization observed for purposes of research. Also called a respondent, generally a survey respondent or informant, experimental or observational subject, focus group participant, or any other person providing information to a study or on whose behalf a proxy pro

해당 이용 약관에 동의하시면
자료가 다운로드 됩니다.

Disagree

Agree

DATA CONTENT

The screenshot shows the 'Variables' tab in the ICPSR interface. A red box highlights the 'Variables' tab label. Below it, a table lists variables with their names, descriptions, types, and datasets.

Name		Type	Dataset
H5BPFLG	# BPs/PRs USED FOR SINGLE MEASURE -W5 <i>Taken from: National Longitudinal Study of Adolescent to Adult Health (Add Health), 1994-2016 [Public Use].</i>	numeric	DS35
NEHAGE	# of cases used: EHAGE Number of cases used: EHAGE <i>Taken from: National Longitudinal Study of Adolescent to Adult Health (Add Health), 1994-2016 [Public Use].</i>	numeric	DS3
NEHGRD	# of cases used: EHGRD Number of cases used: EHGRD <i>Taken from: National Longitudinal Study of Adolescent to Adult Health (Add Health), 1994-2016 [Public Use].</i>	numeric	DS3

해당 조사자료를 구성하고 있는 모든 설문항 변수를 확인할 수 있습니다.

The screenshot shows the 'Data-related Publications' tab in the ICPSR interface. A red box highlights the 'Data-related Publications' tab label. Below it, a list of publications is displayed with their titles, years, and citations.

Type	Year	Citation
	2023	Bowie Fitzgerald, Brooke Differences in Criminal Behavior Based on Experiences Involving Parental Incarceration . Dissertation, Walden University. Full Text Options: Original source PDF Export Options: RIS EndNote

해당 조사자료를 활용하여 만들어진 Publication을 확인할 수 있습니다.

BROWSE BY TOPICS

The screenshot shows the ICPSR website interface. At the top left is the ICPSR logo. To the right are buttons for 'My Dashboard' and 'Giving'. Below the logo is a search bar with the text 'Find data, studies, variables, and related publications'. A navigation menu includes 'Home', 'Find Data', 'Share Data', 'Membership', 'Summer Program', 'Teaching & Learning', 'Data Management', and 'About'. The 'Find Data' menu is open, showing options like 'Search/Compare Variables', 'Data-Related Publications', 'Thematic Data Collections', and 'Help'. Below this is a 'Find Data' section with a search input field, a 'Search' button, and a 'view all' link. On the left, a 'Browse' section lists 'Topics', 'Series', and 'Thematic data collections / Data-related publications'. The 'Topics' link is highlighted with a red box. Below 'Browse' are bullet points for 'Studies for which online analysis is available', 'Self-published data, including replication datasets', and 'Studies with learning guides'. A 'New/Updated Data Releases' section lists filters like 'In the last week', 'In the last month', 'In the last quarter', and 'In the last year'. In the center, a 'Statistics' section shows '19,111 studies' and '6,242,936 variables'. On the right, a 'Most Popular Search Terms' word cloud includes terms like 'covid', 'depression', 'survey data', 'education', 'crime', 'race', 'income', 'gender', 'stress', 'immigration', 'police', 'religion', 'alcohol', 'anxiety', 'happiness', 'cancer', 'census', 'recidivism', 'suicide', 'diabetes', 'china', 'cpe', 'social media', 'age', 'sex', 'add health', 'domestic violence', 'monitoring the future', 'remes', and 'marriage'. At the bottom, a blue box contains the text: 'Find Data → Find Data → Browse → Topics 를 통해 주제별 검색이 가능합니다.'

BROWSE BY TOPICS

Browse by Topic

Users have two options for identifying studies related to a particular topic.


- *Topic Classifications* address topics broadly, and are meant to be a good starting point for exploring the collection.
- The [Thesaurus](#) contains both broad and narrow terms that are more specific to the subject matter of individual studies.
- Our [Thematic Collections](#) are full websites that focus on particular subject areas.

Topic Classifications



[Census Enumerations:](#)
Historical and Contemporary Population
[Characteristics](#)

[View More](#)



[Community and Urban Studies](#)

[View More](#)



[Conflict, Aggression, Violence,](#)
[Wars](#)

[View More](#)



[Economic Behavior and Attitudes](#)

[View More](#)



19개의 분야로 나누어 자료를 제공하고 있으며 'View More'를 클릭하면 소주제들을 확인할 수 있습니다.

BROWSE BY SERIES

The screenshot shows the ICPSR website interface. At the top right, there are links for 'My Dashboard' and 'Giving'. A search bar is located below the navigation bar. The navigation bar includes 'Home', 'Find Data', 'Share Data', 'Membership', 'Summer Program', 'Teaching & Learning', 'Data Management', and 'About'. The 'Find Data' menu is open, showing options like 'Find Data', 'Search/Compare Variables', 'Data-Related Publications', 'Thematic Data Collections', and 'Help'. The 'Find Data' option is highlighted with a red box. Below the navigation bar, there is a search input field and a 'Search' button. The main content area is divided into three columns: 'Browse', 'Statistics', and 'Most Popular Search Terms'. The 'Browse' column has a sub-menu with 'Topics', 'Series', and 'Thematic data collections / Data-related publications'. The 'Series' option is highlighted with a red box. Below the 'Browse' column, there are links for 'In the last week', 'In the last month', 'In the last quarter', and 'In the last year'. The 'Statistics' column shows '19,111 studies' and '6,242,936 variables'. The 'Most Popular Search Terms' column features a word cloud with terms like 'covid', 'depression', 'survey data', 'education', 'crime', 'race', 'mental health', 'income', 'gender', 'stress', 'immigration', 'cancer', 'social media', 'age', 'sex', 'domestic violence', 'monitoring the future', 'mental health', 'health', 'outlook on life', 'advanced cognitive training', 'police religion', 'alcohol', 'recidivism', 'suicide', 'diabetes', 'census', 'cpes', 'MIDUS', 'china', 'discrimination', 'add health', 'race', 'lemas', 'marijuana', 'nibs', 'domestic violence', 'monitoring the future', 'mental health', 'health', 'outlook on life'.

Find Data → **Find Data** → **Browse** → **Series** 를
 통해 시리즈 자료별 검색이 가능합니다.

BROWSE BY SERIES


Search Results

Showing 1 - 50 of 300 results. [Show all](#)

 [View All](#)

[search tips](#) ▼

[Studies \(19,111\)](#) [Variables \(6,242,936\)](#) [Series \(300\)](#) [Data-related Publications \(109,786\)](#) [ICPSR Website \(8,149\)](#)



Series Title/Description

1. [AAU Campus Climate Survey on Sexual Assault and Sexual Misconduct](#)
2. [ABC News/Washington Post Poll Series](#)
3. [Adult Education Surveys Series](#)
4. [Afrobarometer Survey Series](#)
5. [After the JD Series](#)

전세계의 다양한 시리즈 자료를 제공하고 있으며 원하는 자료를 클릭하면 시리즈 자료에 관한 간략한 설명과 연도별 자료를 안내해드립니다.

THEMATIC DATA COLLECTIONS

The screenshot shows the ICPSR website interface. At the top right, there are links for "My Dashboard" and "Giving". Below the search bar, the navigation menu includes "Home", "Find Data", "Share Data", "Membership", "Summer Program", "Teaching & Learning", "Data Management", and "About". The "Find Data" menu is open, showing options: "Find Data", "Search/Compare Variables", "Data-Related Publications", "Thematic Data Collections", and "Help". The "Find Data" option is highlighted with a red box. Below the navigation, there is a search bar with a "Search" button and a "view all" link. The main content area is divided into three columns: "Browse" (with a link to "Thematic data collections" highlighted in a red box), "Statistics" (showing 19,111 studies and 6,242,936 variables), and "Most Popular Search Terms" (a word cloud featuring terms like "covid", "depression", "survey", "data", "education", "crime", "race", "mental health", "health").

Find Data → Find Data → Browse → Thematic data collections

를 통해 주요 주제분야 혹은 관련기관의 자료를 제공합니다.

THEMATIC DATA COLLECTIONS

Data Collections at ICPSR

ICPSR partners with several federal statistical agencies and foundations to create collections organized around specific topics. These thematic collections bring a dynamism to ICPSR from which the broader social science research community benefits. The sponsors provide new data (in most cases free to everyone), which stimulate more research. The funded collections and ICPSR work together to build additional infrastructure for data discovery and use.

Thematic Collections

Offering specialized collections of data in education, aging, criminal justice, substance abuse, terrorism, and other fields.



[Archive of Data on Disability to Enable Policy \(ADDEP\)](#)

This archive offers access to disability and rehabilitation data. ADDEP enables better understanding and implementation of the Americans with Disabilities Act and other disability policies with the goal of improving the lives and conditions of people with disabilities.



[Child and Family Data Archive](#)

The Child and Family Data Archive (CFData) is the place to discover, access, and analyze data on early care, education, and families. CFData hosts datasets about young children, their families and communities, and the programs that serve them.



[CivicLEADS - Civic Learning, Engagement & Action Data Sharing](#)

Researchers from a wide variety of disciplines study civic education, civic action, and the many relationships between the two. Civic



- 17개의 미국 통계 에이전시나 재단들과 협력하여 교육, 법, 보건 등 전문적인 데이터 컬렉션을 제공합니다.
- 관심 분야나 기관의 링크를 클릭하면 관련 데이터 베이스 사이트로 이동합니다.
- 관련자료는 ICPSR에서도 열람 가능합니다.

STUDIES FOR WHICH ONLINE ANALYSIS IS AVAILABLE

The screenshot shows the ICPSR website interface. At the top, there is a search bar and navigation links for 'My Dashboard' and 'Giving'. Below the search bar is a main navigation menu with 'Find Data' highlighted in a red box. A dropdown menu is open under 'Find Data', with 'Find Data' selected and also highlighted in a red box. Below the dropdown, there is a search input field and a 'Search' button. The main content area is divided into three columns: 'Browse', 'Statistics', and 'Most Popular Search Terms'. In the 'Browse' column, the link 'Studies for which online analysis is available' is highlighted in a red box. The 'Statistics' column shows '19,111 studies' and '6,242,936 variables'. The 'Most Popular Search Terms' column features a word cloud with terms like 'covid', 'depression', 'survey', 'data', 'education', 'income', 'crime', 'immigration', 'gender', 'stress', 'discrimination', 'police', 'religion', 'alcohol', 'recidivism', 'suicide', 'census', 'cancer', 'china', 'MIDUS', and 'social media'.

Find Data → Find Data → Browse → Studies for which online analysis is available을 통해 온라인 통계분석이 가능한 조사자료들을 하나의 카테고리로 제공합니다.

Part
2-7

STUDIES FOR WHICH ONLINE ANALYSIS IS AVAILABLE

Filters

- Subject Terms ▼
- Geography ▲ ▼
- Restriction Type ▼
- Data Format ▼
- Collection Method ▼
- Data Type ▼
- Time Method ▼
- Time Period ▼
- Recent Releases ▼
- Funding Agency ▼
- Thematic Collection ▼
- Data Availability ▼
- Classifs ▲ ▼

Search Results

Showing 1 - 50 of 1,512 results.

Search
[View All](#)

[search tips](#) ▼

Studies (1,512)
Variables (6,297,987)
Series (301)
Data-related Publications (110,129)
ICPSR Website (6,328)

Summaries: Hidden

Sort by: Title A-Z ▼

1
2
3
4
5

Study Title/Investigator	Released/Updated
1. 2002 State Legislative Survey (ICPSR 20960) Carey, John M.; Niemi, Richard G.; Powell, Lynda W.; Moncrief, Gary	2008-03-25
2. 2012 Chicago Council Survey on American Public Opinion and Foreign Policy (ICPSR 36230) Smeltz, Dina; Bouton, Marshall; Kafura, Craig; Page, Benjamin; Kull, Steven; Holyk, Gregory	2015-12-07
3. 2015 Chicago Council Survey of American Public Opinion and U.S. Foreign Policy (ICPSR 36437) Kafura, Craig; Smeltz, Dina; Friedhoff, Karl; Daalder, Ivo; Holyk, Gregory; Busby, Joshua	2016-07-29
4. 2015 Local Arts Agency Census, United States (ICPSR 37041) Americans for the Arts (Organization); National Endowment for the Arts; Cohen, Randy L.; Kahn, Graciela Davidson, Ben	2018-06-01
5. 2016 Chicago Council Survey Smeltz, Dina; Friedhoff, Karl; K	

온라인 통계분석이 가능한 조사자료들을
키워드 검색 및 재정렬 할 수 있습니다.

STUDIES FOR WHICH ONLINE ANALYSIS IS AVAILABLE

Korean General Social Survey (KGSS), 2009 (ICPSR 34665)

Version Date: Dec 5, 2013 [Cite this study](#) | [Share this page](#)

Principal Investigator(s):

[Sang-Wook Kim](#), Sungkyunkwan University (South Korea), Survey Research Center

Series:

- [Korean General Social Survey \(KGSS\) Series](#)

<https://doi.org/10.3886/ICPSR34665.v2>

Version V2

Analyze Online (SDA)

Download ▾

At A Glance

Data & Documentation

Variables

Data-related Publications

Export Metadata

Project Description

Summary

The Korean General Social Survey (KGSS) is the South Korean version of the General Social Survey (GSS), closely replicating the original GSS of the National Opinion Research Center at the University of Chicago. Each round of the KGSS typically includes the topical module surveys of the International Social Survey Programme (ISSP), and/or the East Asian Social Survey (EASS), an international survey network of four GSS-type surveys from countries in East Asia (including China, Japan, Taiwan, and South Korea). Respondents were asked for their opinions on Korean society, politics and reunification, economic issues, and health, including suicide. Additional questions were asked about the everyday life, household, and mental health of the respondents. Demographic information includes age, sex, marital status, income, employment status, religious preference, political party affiliation, and

-
Downloads *
[Usage Report](#)
* past three years

7
[Data-related
Publications](#)

Notes

- These data are freely available to data users at [ICPSR member institutions](#). The curation and dissemination of this study are provided by the institutional members of ICPSR. [How do I access](#)

**'Analyze Online(SDA)'을 클릭하여 온라인
통계분석을 진행할 수 있습니다.**

STUDIES FOR WHICH ONLINE ANALYSIS IS AVAILABLE .

Analyze Online ×

Korean General Social Survey (KGSS), 2009

DS1: Korean General Social Survey (KGSS), 2009

Full Analysis Capabilities (SDA) Freqs/Crosstabs (modified SDA)

[Full Analysis Capabilities(SDA)]

버클리에서 개발한 통계 분석 툴로서 조사 자료를 웹 상에서 분석할 수 있습니다. (관련 사이트: <https://sda.berkeley.edu/>)

STUDIES FOR WHICH ONLINE ANALYSIS IS AVAILABLE

Terms of Use

Please read the terms of use below. If you agree to them, click on the "I Agree" button to proceed. If you do not agree, you can click on the "I Do Not Agree" button to return to the home page.

ICPSR adheres to the principles of the CoreTrustSeal Core Trustworthy Data Repositories Requirements, which, in part, require the data consumer to comply with access regulations and applicable licenses imposed both by law and by the data repository, and to conform to codes of conduct that are generally accepted in higher education and scientific research for the exchange and proper use of knowledge and information.

These data are distributed under the following terms of use, which are governed by ICPSR. By continuing past this point to the data retrieval process, you signify your agreement to comply with the requirements stated below:

Privacy of RESEARCH SUBJECTS

Any intentional identification of a RESEARCH SUBJECT (whether an individual or an organization) or unauthorized disclosure of his or her confidential information violates the PROMISE OF CONFIDENTIALITY given to the providers of the information. Therefore, users of data agree:

- To use these datasets solely for research or statistical purposes and not for investigation of specific RESEARCH SUBJECTS, except when identification is authorized in writing by ICPSR (icpsr-help@umich.edu ✉)
- To make no use of the identity of any RESEARCH SUBJECT discovered inadvertently, and to advise ICPSR of any such discovery (icpsr-help@umich.edu ✉)

Redistribution of Data

You agree not to redistribute data or other materials without the written agreement of ICPSR, unless:

1. You serve as the OFFICIAL or DESIGNATED REPRESENTATIVE at an ICPSR MEMBER INSTITUTION and are assisting AUTHORIZED USERS with obtaining data, or
2. You are collaborating with other AUTHORIZED USERS to analyze the data for research or instructional purposes.

When sharing data or other materials in these approved ways, you must include all accompanying files with the data, including terms of use. More information on [permission to redistribute data](#) can be found on the ICPSR Web site.

Citing

You agree
required to

citation in any publication that employs resources provided by ICPSR. Authors of publications based on ICPSR data are
PSR for inclusion in

자료 분석을 위해 해당 이용 약관에
동의하셔야 합니다.

Part
2-7

STUDIES FOR WHICH ONLINE ANALYSIS IS AVAILABLE .

분석 예시

SDA [Use classic interface] Selected Study: Korean General Social Survey (KGSS), 2009

Analysis Create Variables Download Codebook Getting Started

Variable Selection: [Help](#)

Selected: IMPLF1 View

Copy to: **Row** Col Ctrl Filter

Mode: Append Replace

SDA Frequencies/Crosstabulation Help: [General](#) / [Recoding Variables](#)

REQUIRED Variable names to specify: Row: SEX

OPTIONAL Variable names to specify: Column: IMPLF1

Control: []

Selection Filter(s): [] Example: age(18-50)

Weight: No Weight v

TABLE OPTIONS

Percentaging: Column Row Total

Confidence intervals Level: 95 percent v

Standard error of each percent

Design effect (deft) for each percent

Sample design: Complex SRS

N of cases to display: Unweighted

Summary statistics

Question text

Color coding

Include missing values

CHART OPTIONS

Type of chart: Bar Chart v

Bar chart options: Orientation: Vertical Horizontal

Visual Effects: 2-D 3-D

Show percents: Yes

Palette: Color Grayscale

Size - width: 600 v height: 400 v

Title: []

Run the Table Clear

2

2. 해당 변수를 Row(행변수) 또는 Col(열변수)로 지정합니다.

1

1. 교차분석을 할 변수를 찾아 클릭합니다.
※ 변수 리스트가 보이지 않을 경우 웨일 브라우저 사용

3

3. Percentaging, Type of chart 등 옵션을 선택하고 'Run the Table' 버튼을 클릭합니다.

Part 2-7

STUDIES FOR WHICH ONLINE ANALYSIS IS AVAILABLE

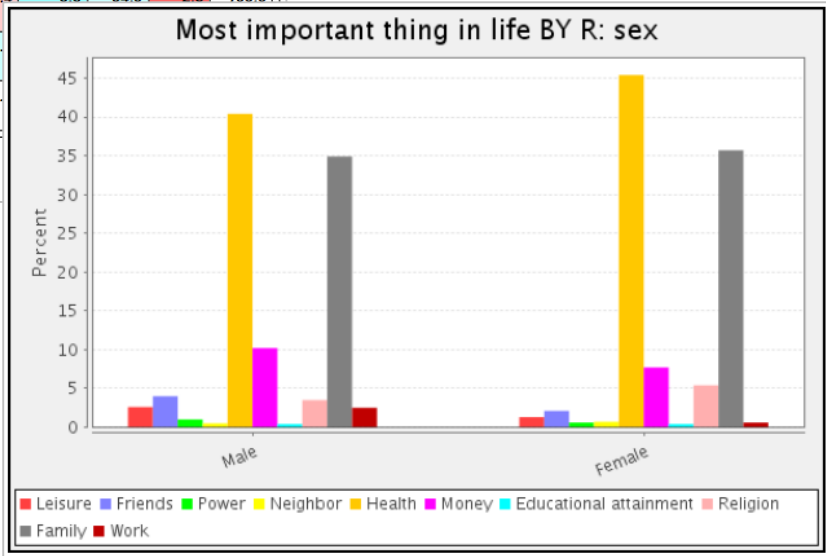
SDA 3.5: Tables
 Korean General Social Survey (KGSS), 2009
 Oct 19, 2023 (Thu 12:36 AM EDT)

Variables					
Role	Name	Label	Range	MD	Dataset
Row	SEX	R: sex	1-2		1
Column	IMPLF1	Most important thing in life	1-10	88	1

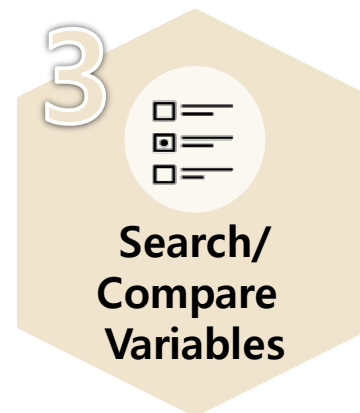

Frequency Distribution												
Cells contain: -Row percent -N of cases		IMPLF1										
		1 Leisure	2 Friends	3 Power	4 Neighbor	5 Health	6 Money	7 Educational attainment	8 Religion			
SEX	1: Male	2.6 20	4.0 31	1.0 8	.5 4	40.4 310	10.2 78	.4	3.5	34.9	2.5	100.0
	2: Female	1.3 11	2.1 17	.6 5	.7 6	45.4 376	7.7 64					
	COL TOTAL	1.9 31	3.0 48	.8 13	.6 10	43.0 686	8.9 142					

Color coding:	<-2.0	<-1.0	<0.0	>0.0	>1.0	>2.0	Z
N in each cell:	Smaller than expected			Larger than expected			

분석 결과를 확인할 수 있으며
 상단에는 표, 하단에는 그래프가 위치합니다.



CONTENTS



SEARCH/COMPARE VARIABLES

ICPSR

Find data, studies, variables, and related publications

Home **Find Data** Share Data Membership Summer Program Teaching & Learning Data Management About

Find Data

Search/Compare Variables

Data-Related Publications

Thematic Data Collections

Help

Powered by DDI

The SSVD builds on a pilot project funded by the National Science Foundation. It demonstrates the benefits of variable-level documentation according to the [Data Documentation Initiative](#) standard.

DDI
METADATA POWERED BY DDI

Search/Compare Variables

The Social Science Variables Database (SSVD) enables ICPSR users to examine and compare variables and questions across studies or series. The SSVD currently contains over 5 million variables, representing about 76% of ICPSR's holdings that have quantitative data described in statistical syntax.

The SSVD does not include our entire collection. For a comprehensive search of all datasets, use our [main data search](#), which indexes all of the documentation available for our studies, including the variable descriptions.

Search

- [Browse by Study](#)
- [Browse by Series](#)

Comparing Variables

Select checkboxes, and click on the "Compare" button to take you to a screen where you can compare variables.

Studies (652) Publications

Select... Actions...

Search Tips

- Enter words or strings that are likely to appear in a variable name, label, question, and value labels:
 - Presidential election* will return variables dealing with all presidential elections
 - Presidential election Obama* will return only variables dealing with the 2008 and 2012 presidential elections
- Use quotes to search for specific phrases:

- 설문항 검색/비교 기능으로 검색뿐 아니라 서로 다른 문항의 응답 결과를 비교 가능합니다.
- 원하는 키워드를 입력합니다.

SEARCH/COMPARE VARIABLES

Filters

Series

Study

Dataset

Time Period

Search Results

Showing 1 - 50 of 1,616 results.

gun law [View All](#)

[search tips](#)

Studies (2,540) **Variables (1,616)** Series (118) Data-related Publications (57) ICPSR Website (9)

Sort by: Relevance

1 2 3 4 5

Select

Var. Name	Label/Question Text	Var. Type	Dataset
<input checked="" type="checkbox"/> EQ82	Hand Gun Laws In general, do you feel the laws covering the sale of hand guns should be made more strict, less strict, or kept as they are now? Laws] Taken	numeric	DS1
<input type="checkbox"/> Q22	Right Who d laws -		
<input type="checkbox"/> Q38	Taken #2, 20 Gun la How m right r shoul are m		

- 검색한 키워드 관련 설문항들을 확인할 수 있습니다.
- 비교하고자 하는 설문항 앞에 위치한 체크박스에 체크한 후 'Compare'를 클릭합니다.
- 다른 설문조사에 포함된 설문항도 한번에 선택 가능합니다.

SEARCH/COMPARE VARIABLES

Compare Variables


Compare (2)

[Back to search results](#)


NAME	LABEL	QUESTION	RESPONSES	STUDY	TIME PERIOD	UNIVERSE																								
<input checked="" type="checkbox"/> EQ82	Hand Gun Laws	In general, do you feel the laws covering the sale of hand guns should be made more strict, less strict, or kept as they are now? [loc 19/80][##md1=0][##md2=0][##label= Hand Gun Laws]	<table border="1"> <thead> <tr> <th>Value</th> <th>Label</th> <th>Unweighted Frequency</th> <th>%</th> </tr> </thead> <tbody> <tr> <td>1</td> <td>More strict</td> <td>642</td> <td>62.6%</td> </tr> <tr> <td>2</td> <td>Less strict</td> <td>77</td> <td>7.5%</td> </tr> <tr> <td>3</td> <td>Kept as they are</td> <td>267</td> <td>26.0%</td> </tr> <tr> <td>9</td> <td>DK/NA</td> <td>39</td> <td>3.8%</td> </tr> <tr> <td colspan="2">Total</td> <td>1000</td> <td>100%</td> </tr> </tbody> </table>	Value	Label	Unweighted Frequency	%	1	More strict	642	62.6%	2	Less strict	77	7.5%	3	Kept as they are	267	26.0%	9	DK/NA	39	3.8%	Total		1000	100%	CBS News Class of 2000 Poll, May 2000 : DS1	2000-05	
Value	Label	Unweighted Frequency	%																											
1	More strict	642	62.6%																											
2	Less strict	77	7.5%																											
3	Kept as they are	267	26.0%																											
9	DK/NA	39	3.8%																											
Total		1000	100%																											
<input checked="" type="checkbox"/> Q38	Gun law priority	How high a priority should stricter gun laws be for the country right now? 1. It should be the single most important issue, 2. It should be a fairly high priority, but there are other issues that are more important, 3. It shouldn't be a very high priority right	<table border="1"> <thead> <tr> <th>Value</th> <th>Label</th> <th>Unweighted Frequency</th> <th>%</th> </tr> </thead> <tbody> <tr> <td>1</td> <td>Single most important issue</td> <td>102</td> <td>9.7%</td> </tr> <tr> <td>2</td> <td>High priority, but not top</td> <td>574</td> <td>54.6%</td> </tr> <tr> <td>3</td> <td>Shouldn't</td> <td>143</td> <td>13.6%</td> </tr> </tbody> </table>	Value	Label	Unweighted Frequency	%	1	Single most important issue	102	9.7%	2	High priority, but not top	574	54.6%	3	Shouldn't	143	13.6%	CBS Min Nati Jan										
Value	Label	Unweighted Frequency	%																											
1	Single most important issue	102	9.7%																											
2	High priority, but not top	574	54.6%																											
3	Shouldn't	143	13.6%																											

- 선택한 문항들의 세부 보기 내용 및 응답 빈도, 설문지 제목이 한 화면에 나타납니다.
- 다른 시기에 조사된 설문항의 결과들을 비교할 수 있습니다.

CONTENTS

1 
ICPSR
Introduction

2 
Find Data

3 
Search/
Compare
Variables

4 
Data-related
Publications

5 
Utilize
Resources

DATA-RELATED PUBLICATIONS


The screenshot shows the ICPSR website interface. At the top right, there are links for 'My Dashboard' and 'Giving'. Below the navigation bar is a search bar with the placeholder text 'Find data, studies, variables, and related publications'. The main navigation menu includes 'Home', 'Find Data', 'Share Data', 'Membership', 'Summer Program', 'Teaching & Learning', 'Data Management', and 'About'. The 'Find Data' menu is open, and 'Data-Related Publications' is highlighted with a red box. Below the menu is a search bar containing the text 'india wealth'. To the right of the search bar is the text 'ICPSR BIBLIOGRAPHY of Data-Related Literature'. Below the search bar are buttons for 'view all', 'browse', and 'search tips'.

Instructional Module

About the ICPSR
Bibliography

- ICPSR의 조사 자료를 활용하여 작성한 자료들을 검색할 수 있습니다.
- 공공기관 및 정부기관의 문서, 컨퍼런스 자료 뿐만 아니라 논문, 저널, 책, 뉴스 자료 등 다양한 결과물의 링크를 제공합니다.

KEY WORD



ICPSR

My Dashboard Giving

Find data, studies, variables, and related publications

Home Find Data Share Data Membership Summer Program Teaching & Learning Data Management About

Discover Data via the Literature

nepal rura

view all browse search tips

ICPSR BIBLIOGRAPHY
of Data-Related Literature

Instructional Module Current Events in the Bib Research Spotlights User Stories

About the ICPSR Bibliography Add a Citation to the ICPSR Using the ICPSR Using Data Citations

원하는 키워드를 입력하여 검색합니다.

Part 4-1

KEY WORD

Filters

- Pub. Year
- Pub. Type
- Journal
- Author
- Study

Search Results

Showing 1 - 50 of 452 results. [Show all](#)

consume Search [View All](#)

[search tips](#)

The search results in this tab are pulled from the [ICPSR Bibliography of Data-related Literature](#), a frequently-updated database of thousands of citations for publications that analyze data held at ICPSR.

Studies (4,694) Variables (10,206) Series (182) **Data-related Publications (452)** ICPSR Website (66)

Related Studies/Series: Visible **Sort by:**

ICPSR에서 제공하고 있는 Publication 유형

Legend:

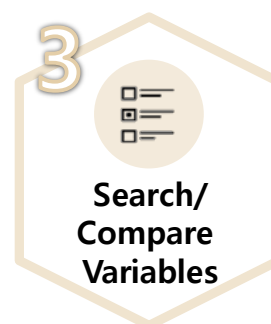

- Audiovisual Material
- Book
- Book Section
- Conference Presentation
- Document
- Electronic Source
- Journal Article
- Magazine Article
- Newspaper Article
- Report
- Thesis

Select Actions

Pub. Type	Pub. Year	Citation
<input type="checkbox"/>	1984	Consumer Research Center How Co Center, Conference Board, . Export Options: RIS EndNote Studies related to this publication • Consumer Expenditure Survey...
<input type="checkbox"/>	2004	Consumer Product Safety Commiss ... Full Text Options: PDF (pdf) Export Options: RIS EndNote

- 자료의 유형과 상관 없이 키워드가 포함된 자료들을 확인할 수 있습니다.
- 'Full Text Options' : 원문 링크 및 PDF파일을 제공합니다.

CONTENTS



LEARNING GUIDE

The screenshot shows the ICPSR website interface. At the top, there is a search bar with the text "Find data, studies, variables, and related publications". Below the search bar is a navigation menu with items: Home, Find Data, Share Data, Membership, Summer Program, and Teaching & Learning. The "Teaching & Learning" menu is expanded, showing sub-items: Overview, Classroom Exercises, and Resources For Students. A red box highlights the "Teaching & Learning" menu and the "Overview" sub-item. A red arrow points from this menu to a text box on the right. Below the navigation menu is a large image of a diverse group of students sitting around a table, looking at their mobile devices. Below the image is a section titled "Data-Driven Learning Guides" with a red background. The text in this section describes stand-alone exercises that use online data analysis to teach social science concepts. A red box highlights a "View All" link. To the right of this section is another section titled "Exercise M" with a list of links to various resources.

- 연구 전에 기초적인 양적방법론에 대해 학습해볼 수 있습니다.
- 수업에 활용할 수 있는 여러 자료를 확인할 수 있습니다.
- 주제별, 분석 방법 별로 확인 가능합니다.

BY IMPORTANT THEME

Filters

Dataset ▼

Analysis Method ▲

- [Crosstabulation](#) (29)
- [Comparison of means](#) (16)
- [Comparison of Correlations](#) (2)
- [Correlation](#) (2)
- [Significance tests](#) (2)
- [Univariate statistics](#) (2)
- [Frequency distributions](#) (1)
- [Linear regression](#) (1)
- [Multiple regression](#) (1)

Hide

Subject Term ▼

Search Results

Showing 1 - 53 of 53 results.

Sort by:
 Title A-Z ▼

1. [Acculturation: A Data-Driven Learning Guide](#)
2. [Age and Attitudes about the Rights of Homosexuals: A Data-Driven Learning Guide](#)
3. [Aging and...](#)
4. [Aging and...](#)
5. [Altruism:](#)
6. [The Amer](#)
7. [American Identity and Immigrant Resentment: A Data-Driven Learning Guide](#)

- 사회과학 분야의 다양한 중요 주제(53개)를 선정하여 연구나 수업에 활용할 수 있도록 자료를 제공합니다.
- 원하는 분석 방법을 클릭하면, 해당 분석을 진행할 수 있는 주제가 제공됩니다.

LEARNING CONTENT

Is Love Really Blind?

[Printer Friendly version](#) [Collapse open tabs](#)

Goal & Concept

Goal

The goal of this exercise is to explore some of the factors that influence the development of romantic relationships. Crosstabulations and comparison of means will be used.

Concept

Modern Westerners brought up on a steady diet of popular songs and romantic movies tend to believe that love is blind. However, research shows that love is both random and very subjective. Popular culture propagates the notion of "love at first sight" and "you can't help who you fall in love with."

Research shows, however, that this is not necessarily true and that, in reality, society aims to control who we fall in love with. Factors such as race, age, and religious backgrounds, education level, political views, and social status. This is known as homogamy.

In addition, scholars have shown that the pool of potential mates available to us is narrowed by routine activities, social networks, and familiarity, which all play an important role in the development of relationships. In other words, we tend to meet our partners in the context of our daily activities, through our social networks, and after coming into contact with them repeatedly (this is known as the mere exposure effect, or the idea that familiarity breeds liking).

In this exercise we explore the concepts of homogamy, routine activities, social networks, and mere exposure by examining how similar respondents are to their partners on a variety of social characteristics and how they met and became involved with their partners.

Examples of research questions about interpersonal attraction:

- What are the determinants of attraction or liking?
- How important is similarity in choosing a partner? Does it matter more for some qualities than others?
- How do changing social norms influence homogamy?
- How have technological changes affected interpersonal attraction and courtship?

ICPSR이 제공한 연구 주제의
목적과 Research Question을
확인할 수 있습니다.

LEARNING CONTENT

Dataset

This exercise will use data from the study [How Couples Meet and Stay Together](#) partners. It includes non-traditional couples. This study was conducted in three waves of respondents and their partners including age, level of education, parents' level of education, religion, and political party affiliation. Respondents were asked about their relationship status, as well as the gender, ethnicity, and race of their current partners. They were also asked about their living arrangements with their partners; whether the couple attended the same high school, and/or college/university; or grew up in the same town. Information was collected on the legal status of the relationship (marriage, domestic partnership, or civil union), the city/state where the partnership was legalized, and how many times the respondent and their partner have broken up. Respondents were also asked about their gender they were most attracted to, when, and where they met their partner, and third waves followed-up with their partners on their relationship status, relationship status, living arrangements, household income, whether the respondent spent most of his or her time with their partner.

Variables

This exercise will use the following variables:

- Respondent's race (RESPONDENT_RACE)
- Partner's race (PARTNER_RACE)
- Does R have a spouse or partner? (QFLAG)
- How old is partner? (Q9)
- R's age--7 categories (PPAGECAT)
- What is your religion? (PAPRELIGION)
- What is partner's religion? (Q7B)
- R's education--highest degree received (PPEDUC)
- What is the highest level of schooling partner has completed? (Q10)
- Political party affiliation 3 categories (PPPARTYID3)
- Does [partner] think of him/herself as Republican, Democrat, independent, or another party? (Q12)
- Where did you meet your partner? (Q31_1 through Q31_8)
- Who introduced you to your partner? (Q33_1 through Q33_7)
- How long ago romance with partner began, in years (HOW_LONG_AGO_FIRST_ROMANTIC)
- How long ago respondent met partner, in years (HOW_LONG_AGO_FIRST_MET)

For ease of interpretation, recoding variables is sometimes necessary or helpful. (Note: the online analysis package used here requires recoding variables for the sole reason of modifying or adding labels.) The following variables were recoded:

- PPEUDC and Q10 measure respondents' and their partners' education respectively. Each variable contains 14 answer categories--too many for useful analysis. They were recoded into R_EDUC and PARTNER_EDUC by collapsing answers into 5 categories, ranging from "Less than HS" ("1"), to "Graduate/Professional degree" ("5").

연구를 위해 어떤 데이터를 활용했는지 확인할 수 있습니다.

해당 주제에 관한 가설의 답을 얻기 위해 사용한 설문항을 확인할 수 있습니다.

EXERCISE MODULES



ICPSR

My Dashboard Giving

Find data, studies, variables, and related publications

Home Find Data Share Data Membership Summer Program Teaching & Learning Data Management About

방법론을 공부하는데 필요한 자료를 제공합니다. 데이터를 다루기 위해 어떤 순서대로 접근해야 하는지에 따라 리스트를 안내합니다.

Data-Driven Learning Guides

Stand-alone exercises that use online data analysis to teach social science concepts

These standardized exercises introduce (or reinforce) key concepts in the social sciences by guiding students through a series of questions and related data analyses. Analyses are preset so students can focus on content rather than mechanics of data analysis. To assist instructors with selection, guides are also categorized by the most sophisticated statistical test presented in the exercise.

[View All](#) (You can filter by analysis method on the results screen.)

Exercise Modules

These resources are made up of sequenced activities. While assignments may be created using a few of the exercises in a set, the full package must be used to meet the stated learning objectives for each. Exercise Sets are often appropriate for Research Methods courses and more substantively focused courses.

- [Exploring Data Through Research Literature](#)
- [Investigating Community and Social Capital](#)
- [Voting Behavior: The 2020 Election \(SETUPS\)](#)
- [Exercises at the Social Science Research & Instructional Center, using the 2014 General Social Survey](#)

EXERCISE MODULES

ICPSR

Find data, studies, variables, and related publications

Home Find Data Share Data Membership Summer Program Teaching & Learning

Overview
Classroom Exercises
Resources For Students

Resources for Students

Learning Support

- [How to Read a Journal Article](#) (pdf) - Tips and tricks to make reading and understanding social science journal articles easier.
- [A Guide to Interpreting SPSS Output](#) (pdf) - How to interpret frequency distributions, crosstabulations, comparison of means tests, correlations, and OLS regressions done in SPSS. Used in teaching undergraduate Introduction to Statistics course.
- [Citing Data](#) - Citing data is as important as citing literature used in a paper. This is a discussion of why it is important and how to properly cite data.
- [Data Management Plans](#) - Guidelines for effective data management, most useful for graduate students and faculty beginning research projects for the first time. Information given responds to the requirements of federal funding agencies such as the Nat

Data Communication Scholarship

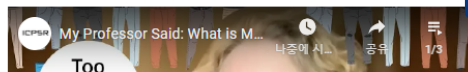
The ICPSR [Data Communication Scholarship](#) (formerly the Research Paper Competition) allows graduate students from ICPSR member institutions are eligible to win scholarships of \$1,000. See the [Data Communication Scholarship](#) catalog.

Summer Program in Quantitative Methods of Social Science

The [Summer Program](#) provides rigorous, comprehensible training in statistics, data management, and research design. We empower our program participants to immediately upgrade and share their skills, which will impact the future. Our curriculum includes more than 80 courses, in-person and online, as well as teaching assistant positions.

#NoStupidQuestions Video Series

ICPSR presents #NoStupidQuestions, a video series that helps answer data questions. Do you have a question about data? We answer these questions and more in short, easy-to-digest video. Visit [ICPSR's #NoStupidQuestions](#) landing page or check out the #NoStupidQuestions



- 학생들을 위한 자료를 다양하게 제공합니다.
- 자료를 다룰 때 저널을 읽는 방법, SPSS 분석 해석은 어떻게 해야 하는지 등의 자료를 다루는 방법에 대해 안내합니다.

감사합니다.

ICPSR 문의

Tel : 02-460-9466, 9464

E-mail : ksdcdb@ksdc.re.kr



KSDC
KOREAN SOCIAL SCIENCE DATA CENTER



ICPSR

INSTITUTE FOR
SOCIAL RESEARCH
UNIVERSITY OF MICHIGAN