



Journal Citation Reports

연구자 대상
2023년 가을학기 공개 교육

Customer Success Team, 2023.09

Agenda

1. Journal Citation Reports 소개

- 1) Journal Citation Report란?
- 2) 수록 저널 데이터 구분

2. Journal Impact Factor, Journal Citation Indicator 등 영향력 지수 안내

3. 실습

- 1) 저널 영향력 분석 – Journal profile
- 2) 투고 저널 찾기

4. Q&A

전 세계적으로 30,000여종 이상의 저널이 출판되는 가운데, 알맞은 저널을 선택하는 것은 점차적으로 어려워지고 있습니다.

나의 연구를 출판하기에 알맞은 저널을 어떻게 선택할 것인가?

우리 도서관의 저널 컬렉션을 우리 연구자나 직원의 니즈를 충족시키기 위해서 어떻게 구성해야 할 것인가?

데이터 기반 오픈 액세스(Open Access, OA) 전략을 수립을 위해 근거 자료로 어떤 데이터를 참고해야 할까?



Clarivate는 신뢰할 수 있는 콘텐츠, 데이터, 지표(metrics)를 제공합니다.

엄격하게 선별,
큐레이션 된 컬렉션

세심한
색인과정을 거친
믿을 수 있는 데이터

전문가의
분석을 기반으로 하는
신뢰 할 수 있는
지표(Metrics)





Journal Citation Report 소개

Journal Citation Reports (JCR)

JCR을 통해 세계 최고의 저널들을 체계적이고 객관적으로 분석하세요.

- 주요 학술 저널의 정보와 영향력 지수 제공
- **Web of Science** 핵심 컬렉션 등재지
 - SCIE (Science Citation Index Expanded)
 - SSCI (Social Sciences Citation Index)
 - AHCI (Arts & Humanities Citation Index)
 - ESCI (Emerging Source Citation Index)
- **Web of Science** 핵심 컬렉션 인용수 기반
- 매년 6월 경 새로운 JCR데이터 발표

The screenshot shows the homepage of the Journal Citation Reports (JCR) website. The header includes the Clarivate logo, navigation links for Journals, Categories, Publishers, and Countries/Regions, and user options like My favorites and a user profile for Jeun Kim. The main content area features a large purple banner with the text "The world's leading journals and publisher-neutral data" and a search bar. Below the banner, there is a section titled "Already have a manuscript?" with a "Match my manuscript" button. At the bottom, there is a section titled "See full listings and refine your search by" with four icons representing Journals, Categories, Publishers, and Countries/Regions. The footer contains copyright information for 2023 Clarivate and links to Legal center, Privacy notice, Cookie policy, 쿠키 설정, Copyright notice, and Help.

Journal Citation Reports 2023년 release

2022 JCR 데이터

총 **21,522** 종 저널

13,668 종의 과학 저널

5,600 종의 Gold Open Access 저널

7,123 종의 사회과학 저널

112 개국 저널 수록

3,248 종의 인문학, 예술학 저널

254 개 연구분야

9,136 종의 저널에 처음으로 JIF 부여

2023 release JCR 변화

엄선된 저널 Editorial process 거친 모든 학술지에 완전한 저널 프로필을 제공합니다.



개편안 요약

- A&HCI, ESCI 학술지에 JIF가 부여됩니다.
- JIF 표시 소수점 자리수가 세 자리에서 한 자리로 변경됩니다.
- **(예고) 2024 release** 부터 ESCI & AHCI 학술지에 JIF 카테고리 Rank 및 quartile 부여 됩니다.



영향

- 더 많은 데이터 제공
- 더 많은 저널, 출판사 정보
 - 더 넓어진 오픈 액세스 커버리지
 - 더 다양한 지역의 저널 정보 제공
- 한 눈에 파악할 수 있도록 간략한 정보 제공

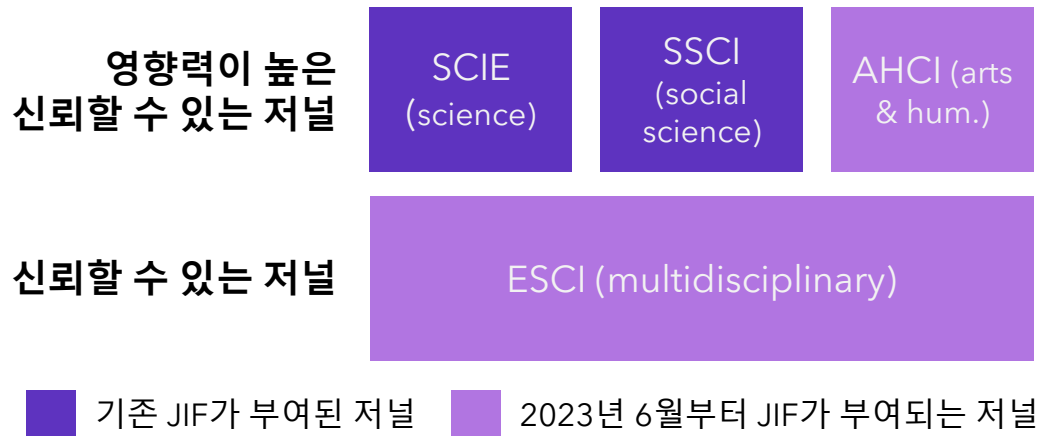


효과

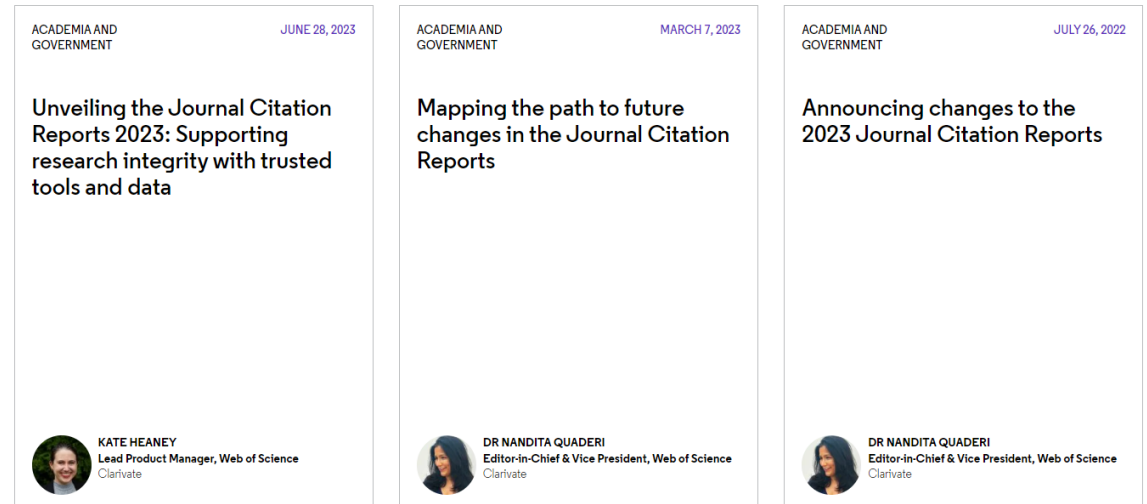
- 연구자들이 더 많은 정보를 바탕으로 투고 저널을 선정할 수 있도록 돕습니다.
- 저널의 영향력을 더 심층적으로 분석할 수 있도록 돕습니다.
- 더욱 강화된 저널 프로필 페이지를 기반으로 구독 저널 컬렉션의 영향력을 향상시킬 수 있습니다.
- 컬렉션 관리업무를 간소화 시킵니다.

이제 JIF는 학술적 영향력과 함께 신뢰성을 검증할 수 있는 지표입니다.
 건전한 학술생태계의 보전을 위해 신뢰성을 평가할 수 있는 지표의 필요성이 대두되고 있습니다.

Web of Science Core Collection의 네가지 Index



블로그 자료: Journal Citation Reports 변경



국문 기사 링크:
<https://clarivate.com/ko/unveiling-the-journal-citation-reports-2023-supporting-research-integrity-with-trusted-tools-and-data/>

국문 기사 링크:
<https://clarivate.com/ko/mapping-the-path-to-future-changes-in-the-journal-citation-reports/>

Journal Impact Factor는 Web of Science 핵심 컬렉션 전체 저널의 영향력을 참고할 수 있는 지표로 사용할 수 있습니다.

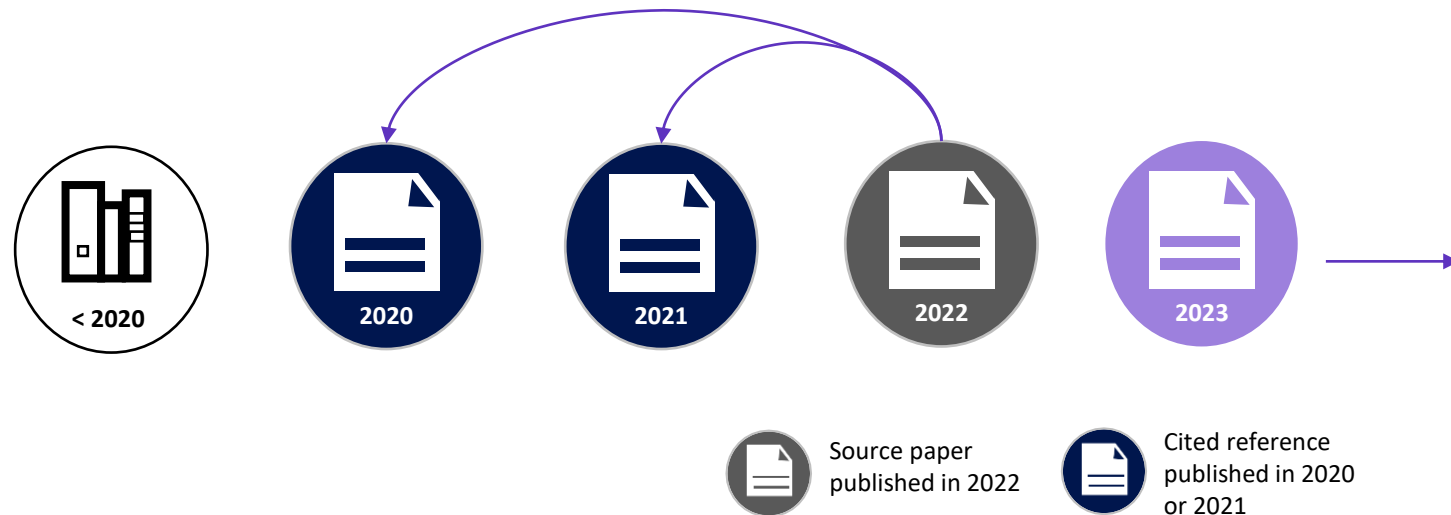


주요 영향력 지수

Journal Impact Factor™ 란?

저널의 영향력을 나타내는 지표

- Journal Impact Factor(JIF)는 JCR 연도 직전 2년 동안 출판된 Citable items (Article, Review 형태의 논문)를 JCR 연도에 Web of Science Core Collection 전체 출판물에 인용된 수로 나눈 값입니다.
- 예를 들어, 2022 Journal Impact Factor는 2020년과 2021년에 출판된 Article, Review 형태의 논문이 2022년에 인용된 평균값을 말합니다.



- 모든 JIF Metrics은 아래 에디션의 모든 저널에서 사용할 수 있습니다.
 - Science Citation Index Expanded™
 - Social Sciences Citation Index™
- 2023년 릴리즈에는 아래 에디션에 대한 JIF는 포함되지만 JIF를 기반으로 하는 Ranking, Percentile, Quartile Metrics 는 계산되지 않습니다.
 - Arts & Humanities Citation Index™
 - Emerging Sources Citation Index™

2022 citations from journals, proceedings, and books to a journal in 2020 and 2021

$$\text{2022 JIF} = \frac{\text{2022 citations from journals, proceedings, and books to a journal in 2020 and 2021}}{\text{Number of Articles and Reviews (citable items) published in the journal in 2020 and 2021}}$$

JCR에서 JIF 관련 Metrics 표시

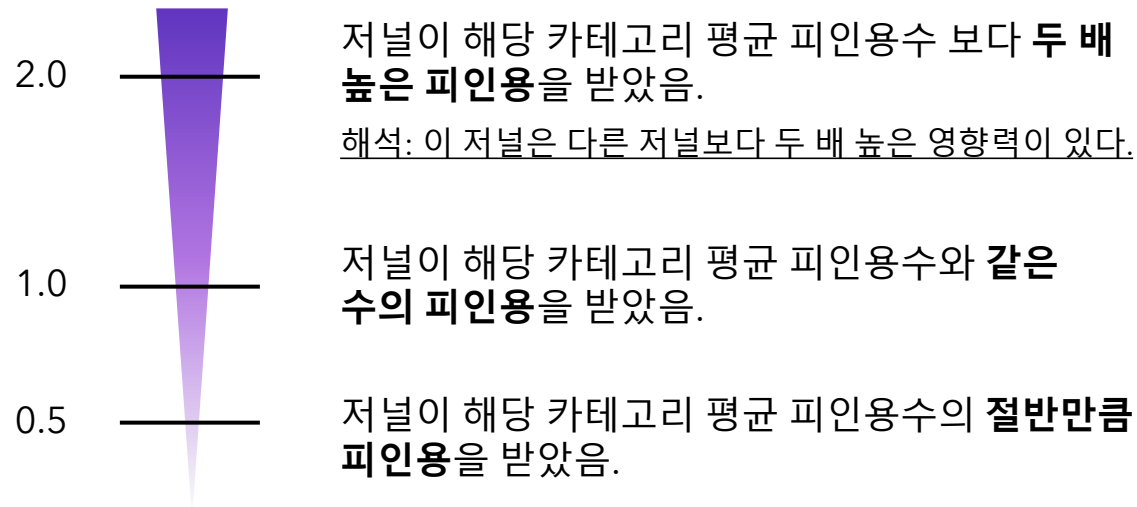
Category	2022 JIF ▼	JIF Quartile	JIF Rank	JIF Percentile	5 Year JIF ▼	5 Year JIF Quartile	JIF Without Self Cites ▼	Immediacy Index ▼
HISTORY - SSCI	0.6	Q2	44/101	56.9	1.1	Q1	0.5	0.3
HISTORY - ESCI	0.6	N/A	N/A	N/A	0.5	N/A	0.4	0.1
HISTORY - AHCI	0.6	N/A	N/A	N/A	0.4	N/A	0.5	1.2

- AHCI, ESCI저널에 JIF 가 표시됩니다.
 - 단, AHCI, ESCI 저널의 Quartile, Rank, Percentile은 올해까지 N/A로 표시됩니다.
- 2022 JIF가 소수점 아래 한자리수로 표시됩니다.
 - 단, 2021 JIF까지는 이전과 같이 소수점 아래 세자리수로 표시됩니다.
- JIF without Self Cites, 5 Year Impact Factor, Immediacy Index 도 AHCI, ESCI 저널에 표시되며, JIF 와 같이 소수점 이하 한자리수로 표시됩니다.

Journal Citation Indicator (JCI) 란?

저널의 상대적인 영향력을 보여주는 정규화 지표

- JCI는 최근 3년 동안 출판된 Citable Item의 CNCI 평균값입니다.
 - CNCI (Category Normalized Citation Impact): 논문의 상대적인 영향력을 나타내는 지수
- 예를 들어, 2022 JCI는 2019, 2020, 2021년에 출판된 Citable items가 2019년부터 2022년까지 받은 전체 피인용수를 근거로 계산됩니다.



- JCI (Journal Citation Indicator)는 모든 저널에서 사용 가능
- JCI 정규화 시 고려된 변수 3가지
 - Field
 - Article age
 - Article type
- CNCI: 논문당 인용수를 같은 카테고리, 출판연도, 문서형태에 대해 정규화 한 값 (분야 세계평균=1)

[JCI 안내자료 링크](#)

[CNCI 안내자료 링크](#)

Journal Impact Factor(JIF) versus Journal Citation Indicator(JCI)

상호 보완적인 저널 지표 JIF, JCI

Journal Impact Factor (JIF)



Journal Citation Indicator (JCI)



JIF는 JCR 연도의 인용수로 산출하는 반면, JCI는 출판 연도부터 JCR 연도까지 전체 인용수를 근거로 산출됩니다. JCI는 더 많은 연도의 더 많은 콘텐츠를 반영합니다.

JCR의 주요 저널 지표

- **Journal Impact Factor (JIF)**: JCR 연도 직전 2개년 동안 출판된 논문이 JCR 연도에 기록한 인용 영향력
- **5 year Impact Factor**: JCR 연도 직전 5개년 동안 출판된 논문이 JCR 연도에 기록한 인용 영향력
- **JIF Percentile**: JIF Rank 를 기준으로 Category별 백분위 값

100%	75%	50%	25%
Q1	Q2	Q3	Q4
- **JIF Quartile**: JIF Rank 를 기준으로 Category별 사분위 값

Q1	Q2	Q3	Q4
----	----	----	----
- **Journal Citation Indicator (JCI)**: JCR연도에 기록한 저널의 상대적 인용 영향력 (평균 = 1)
 - JCR 연도 직전 3개년동안 해당 저널에서 출판된 논문의 평균 CNCI 값
- **Eigenfactor Score**: JCR 연도 직전 5개년 동안 출판된 논문이 JCR 연도에 기록한 인용 영향력을 계산할 때, 피인용 저널의 영향력에 따라 가중치를 부여한 영향력 지수
- **Normalized Eigenfactor**: Eigenfactor Score의 값을 정규화한 값 (평균=1)
- **Immediacy Index**: JCR 연도에 출판된 논문이 JCR 연도에 기록한 인용 영향력



투고 저널 선정 전략 수립하기

Browse journals - Compare

Journal Citation Reports [Browse journals](#) [Browse categories](#) [My favorites](#) [Emily.han@clarivate.com](#)

378 journals ¹ [Export](#)

비교 저널 선택 Indicators: Example [Customize](#)

[ECONOMICS](#) [SSCI](#) [JCR Year: 2020](#)

Filter 3

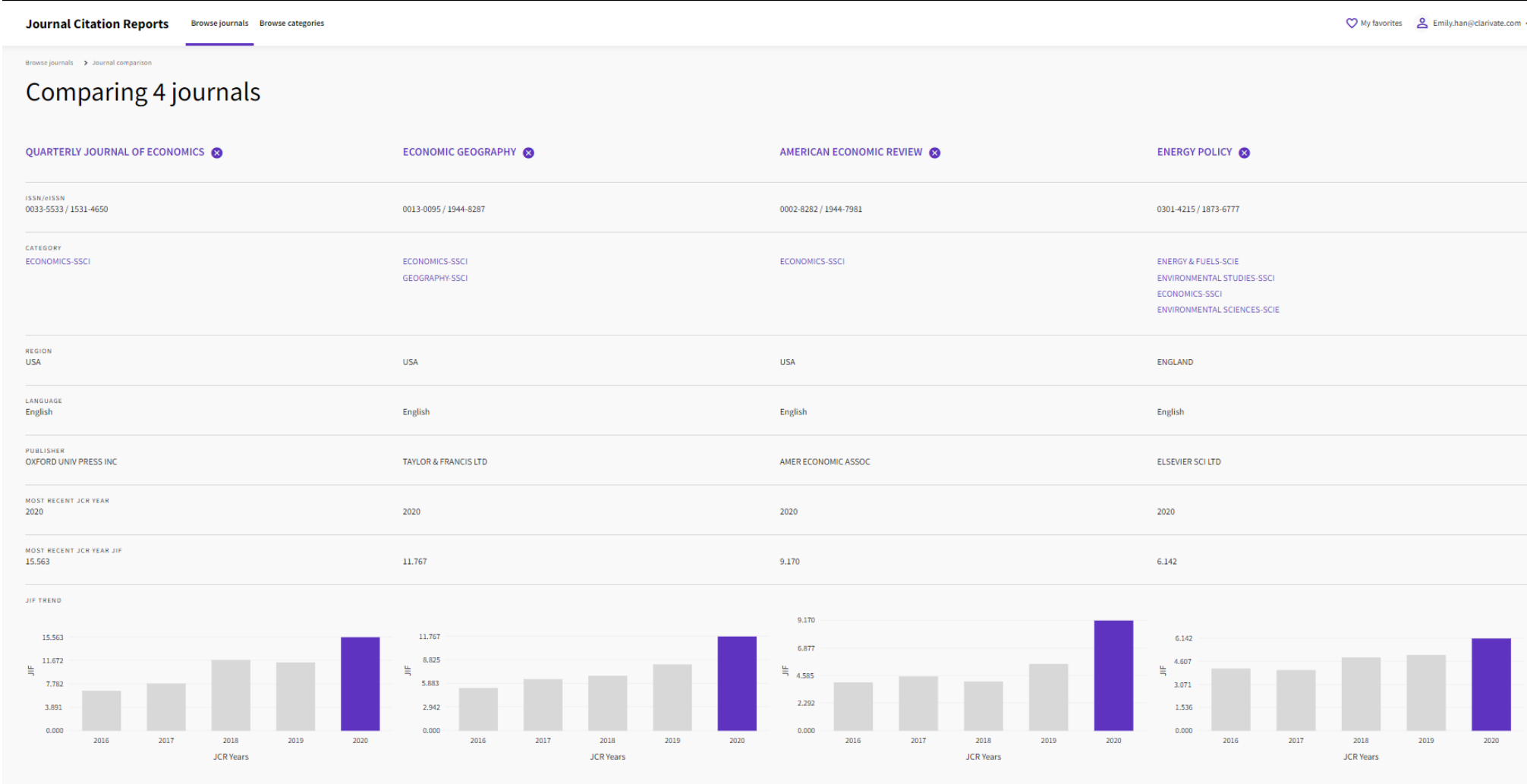
Journal name	ISSN	eISSN	Category	Total Citations	2020 JIF	5 Year JIF	JIF Without Self Cites	Immediacy Index	JIF Quartile	2020 JCI	Normalized Eigenfactor
<input checked="" type="checkbox"/> AMERICAN ECONOMIC REVIEW	0002-8282	1944-7981	ECONOMICS - SSCI	71,858	9.170	10.144	8.957	2.121	Q1	3.05	25.70273
<input checked="" type="checkbox"/> ENERGY POLICY	0301-4215	1873-6777	ECONOMICS - SSCI	60,369	6.142	6.581	5.521	1.430	Q1	1.63	9.04139
<input type="checkbox"/> JOURNAL OF FINANCE	0022-1082	1540-6261	ECONOMICS - SSCI	52,685	7.544	11.753	7.022	1.295	Q1	3.40	9.34648
<input type="checkbox"/> JOURNAL OF FINANCIAL ECONOMICS	0304-405X	N/A	ECONOMICS - SSCI	47,904	6.988	11.164	6.587	1.921	Q1	2.90	11.60403
<input type="checkbox"/> ECONOMETRICA	0012-9682	1468-0262	ECONOMICS - SSCI	45,506	5.844	7.458	5.648	1.789	Q1	2.20	8.46400
<input type="checkbox"/> QUARTERLY JOURNAL OF ECONOMICS	0033-5533	1531-4650	ECONOMICS - SSCI	38,427	15.563	20.935	15.275	4.550	Q1	6.19	12.88635
<input type="checkbox"/> JOURNAL OF POLITICAL ECONOMY	0022-3808	1537-534X	ECONOMICS - SSCI	32,296	9.103	9.662	8.904	1.836	Q1	3.13	8.71410
<input type="checkbox"/> ECOLOGICAL ECONOMICS	0921-8009	1873-6106	ECONOMICS - SSCI	32,197	5.389	6.233	5.019	1.640	Q1	1.57	6.25108
<input type="checkbox"/> WORLD DEVELOPMENT	0305-750X	1873-5991	ECONOMICS - SSCI	27,106	5.278	6.425	4.899	1.747	Q1	2.01	6.25108
<input type="checkbox"/> ENERGY ECONOMICS	0140-9883	1873-6181	ECONOMICS - SSCI	26,186	7.042	7.571	6.213	1.847	Q1	2.78	5.14041

Compare 선택

Journals selected 4 Deselect all [Add to Favorites list](#) [Compare](#) 4 ?

Up to 50 journals in one list Up to 4 journals

Journal Comparison 결과 페이지



Match my manuscript

The screenshot displays the Journal Citation Reports website interface. At the top, the navigation bar includes 'Journal Citation Reports™', 'Journals', 'Categories', 'Publishers', and 'Countries/Regions'. On the right side of the navigation bar, there are links for 'My favorites' and a user profile for 'Jieun Kim'. The main header area features the text 'The world's leading journals and publisher-neutral data' and a search bar with the placeholder text 'Journal name/abbreviation, ISSN/eISSN, category, publisher, country/region'. Below the search bar, there is a section titled 'Already have a manuscript?' with a subtext 'Find relevant, reputable journals for potential publication of your research using Manuscript matcher.' and a prominent 'Match my manuscript' button. A hand cursor is shown clicking on this button, with an arrow pointing to a callout box containing the Korean text '클릭 시 Master Journal List로 연결됨'. Below this section, there is a heading 'See full listings and refine your search by' followed by four icons and labels: 'Journals', 'Categories', 'Publishers', and 'Countries/Regions'.

Match my manuscript > Master Journal List

Web of Science Group Master Journal List Search Journals Match Manuscript Downloads Help Center Welcome, Donghyun Kim Settings Log Out

Browse, search, and explore journals indexed in the Web of Science

The Master Journal List is an invaluable tool to help you to find the right journal for your needs across multiple indices hosted on the Web of Science platform. Spanning all disciplines and regions, Web of Science Core Collection is at the heart of the Web of Science platform. Curated with care by an expert team of in-house editors, Web of Science Core Collection includes only journals that demonstrate high levels of editorial rigor and best practice. As well as the Web of Science Core Collection, you can search across the following specialty collections: Biological Abstracts, BIOSIS Previews, Zoological Record, and Current Contents Connect, as well as the Chemical Information products.

Search Journal, ISSN or title word... Search Journals

Already have a manuscript? Match Manuscript

Find relevant, reputable journals for potential publication of your research based on an analysis of tens of millions of citation connections in Web of Science Core Collection using Manuscript Matcher.

Manuscript Matcher

Related

Manuscript Matcher helps you find the most related journals for your manuscript. It works best when your title has at least 10 words and your abstract has at least 100 words. Using this information, it will pull the most relevant keywords for matching.

Please enter your manuscript information below.

Title

Abstract

Title과 abstract를 입력

Cancel Find Journals

Web of Science Group Master Journal List Search Journals Match Manuscript Downloads Help Center Welcome, Donghyun Kim Settings Log Out

The power of the Web of Science™ on your mobile device, wherever inspiration strikes. Dismiss Learn More

Start a new search?

New Search

Refine Your Manuscript Matcher Results

Title: Autonomous driving R&D ecosystem in the case of Japanese automobile industry

Sort By: Match Score

Abstract: The aim of the paper is to construct a network of Japanese automobile industries' R&D activity in autonomous driving and highlight the major firms within the industry. In order to do so, the data was processed in order to type of the activities such as

Find Journals

Matching Keywords

co-op management autonomous autonomous driving major firms

Match Results

Found 35 results (Page 1) Share These Results

SUSTAINABILITY

Publisher: MDPI, ST ALBAN-ANLAGE 66, BASEL, SWITZERLAND, CH-4052

ISSN / eISSN: 2071-1050

Web of Science Core Collection: Science Citation Index Expanded | Social Sciences Citation Index

Additional Web of Science Indexes: Current Contents Agriculture, Biology & Environmental Sciences | Current Contents Social And Behavioral Sciences | Essential Science Indicators

Match Score: 0.66

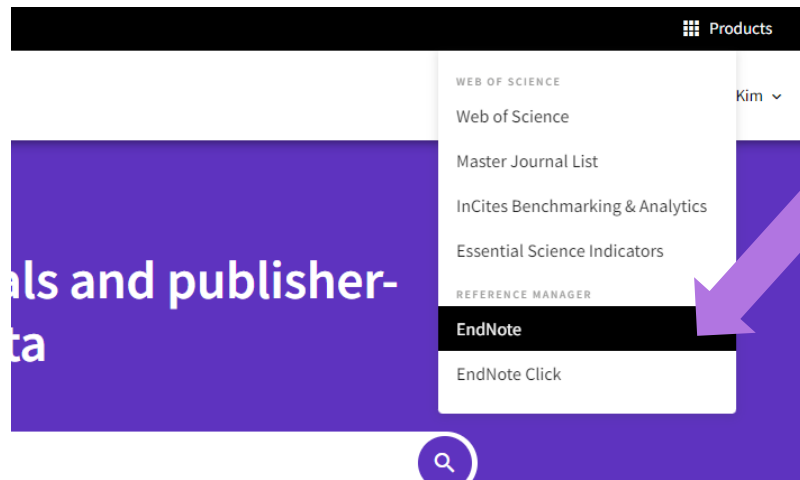
Top Keywords: major firms co-op management autonomous driving autonomous

Share This Journal View profile page

EndNote 온라인 Manuscript Matcher

+ 투고 저널 추천 기능 활용

- EndNote 온라인의 저널 추천 기능
 - EndNote Online 로그인 필요
 - 제목, 초록, 참고문헌 리스트를 기반
 - SCIE/SSCI 저널 10개까지 추천
 - 추천 저널의 JIF*, 투고 페이지 링크 제공



Clarivate Analytics | EndNote

My References Collect Organize Format Match Options Downloads

Find the Best Fit Journals for your Manuscript Powered By Web of Science

8 Journal Matches

< Edit Manuscript Data Expand All | Collapse All

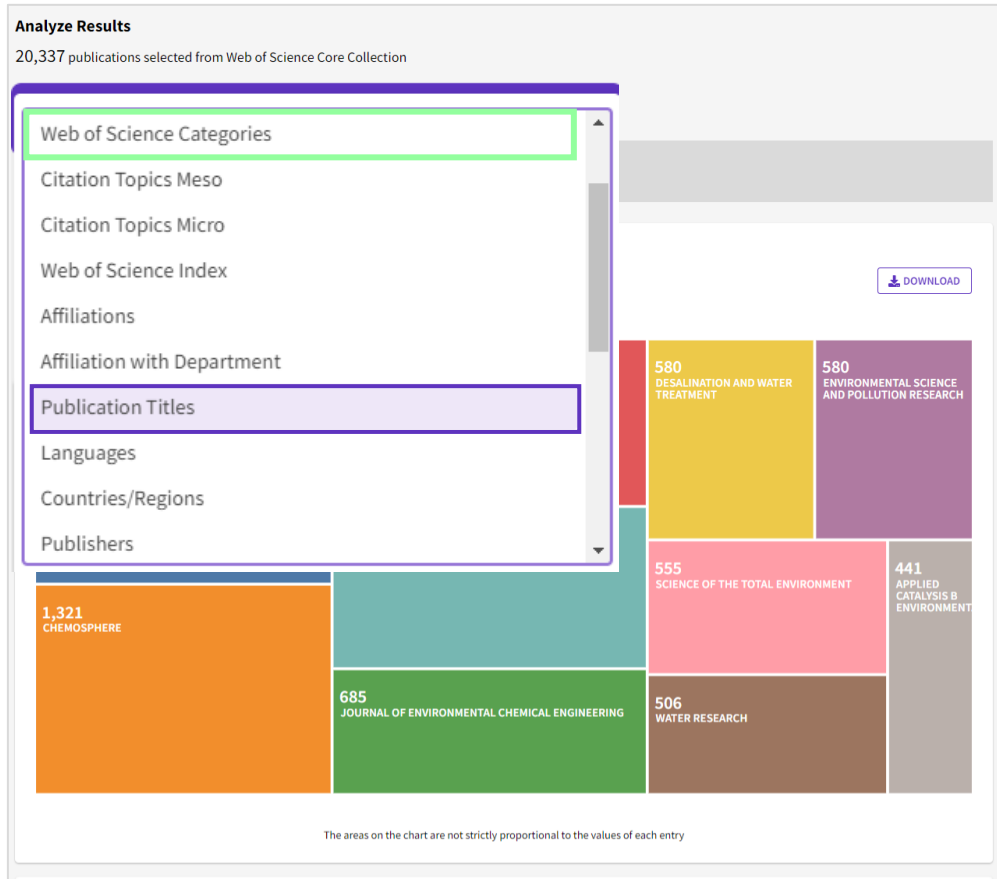
Match Score	JCR Impact Factor Current Year 5 Year	Journal	Similar Articles
2.276 2019	2.858 5 Year	BIOMED RESEARCH INTERNATIONAL	0
Top Keyword Rankings severe acute respiratory syndrome coronavirus			
JCR Category			
BIOTECHNOLOGY & APPLIED MICROBIOLOGY		92/156	Q3
MEDICINE, RESEARCH & EXPERIMENTAL		92/139	Q3
Publisher: ADAM HOUSE, 3RD FLR, 1 FITZROY SQ, LONDON W1T 5HF, ENGLAND ISSN: 2314-6133 eISSN: 2314-6141			
4.556 2019	4.653 5 Year	INTERNATIONAL JOURNAL OF MOLECULAR SCIENCES	0

Was this helpful? YES NO Submit >> Journal Information >>

영상 링크

Web of Science + JCR

Web of Science 결과 분석 > Journal Citation Reports 저널 검색



Journal Citation Reports™ Journals Categories Publishers Countries/Regions My favorites Jieun Kim

21,522 journals

Journal name/abbr

Filter

- Journals (21,522)
- ISSN/eISSN
- Categories (254)
- Publishers (8,550)
- Country / region (112)
- Citation Indexes
- JCR Year
- Open Access
- JIF Quartile
- JIF Range
- JCI Range
- JIF Percentile

Search

Journal of Nuclear Materials ×
NUCLEAR ENGINEERING AND DESIGN ×
ANNALS OF NUCLEAR ENERGY ×
Nuclear Engineering and Technology ×
Progress in Nuclear Energy ×

저널명 JCR 검색: Browse journals > Filter: journals > 저널명 입력
JIF Quartile, Range 등 필터 추가 활용하여 저널 영향력 분석 가능

Journal Name	Q1	Q2	Q3	Q4	Index
MEDICINE, GENERAL & INTERNAL - SCIE	Q1	21.23	21.18 %		
MEDICINE, GENERAL & INTERNAL - SCIE	Q1	24.74	0.30 %		
Search categories (Web of Science)	120.7	Q1	11.43	1.47 %	
Materials Science, Multidisciplinary	100.3	Q1	8.14	1.65 %	
Materials Science, Paper & Wood	88.1	Q1	6.72	4.17 %	
Materials Science, Textiles	83.5	Q1	3.92	1.80 %	

Search categories (Web of Science)

materials |

- Materials Science, Biomaterials
- Materials Science, Ceramics
- Materials Science, Characterization & Testing
- Materials Science, Coatings & Films
- Materials Science, Composites
- Materials Science, Multidisciplinary
- Materials Science, Paper & Wood
- Materials Science, Textiles

카테고리명 JCR 검색: Browse journals > Filter: Categories > 카테고리명 입력
JIF Quartile, Range 등 필터 추가 활용하여 저널 영향력 분석 가능

Reset Apply

InCites B&A

더 심화된, 더 많은 저널 분석 가능

InCites Analyze Report Organize My Organization jjeun.kim@clarivate.com

Publication Sources Source Name *e.g. Nature* 🔍

Time Period: 2018 to 2022 Schema: Citation Topics Level: Micro Research Area: 2.90.313 Electrocoagulation Clear all filters

Filters Indicators Baselines

Narrow the results in the table.

Dataset
InCites Dataset

Include ESCI documents

Publication Date
Last 5 complete years (2018-2022)

InCites dataset updated Aug 25, 2023. Includes Web of Science content indexed through Jul 31, 2023

Source Name
Source Type
ISSN / eISSN / ISBN
Collection
Organization Name
Collaborations with People
Collaborations with Organizations
Collaborations with Locations
Domestic/International Collaboration
Person Name or ID
Location
Web of Science Documents

1,287 publication sources (20,343 documents) Find in table Sorted by Times Cited Add indicator Download CSV

Publication Source Name	Web of Science Documents	Times Cited	% Documents Cited	Journal Impact Factor	Journal Normalized Citation Impact	Average JIF Percentile	JIF Quartile	JIF Rank	ISSN	eISSN
<input type="checkbox"/> CHEMICAL ENGINEERING JOURNAL	1,783	79,677	98.71%	15.1	1.21	96.2	Q1	5/140	1385-8947	1873
<input type="checkbox"/> JOURNAL OF HAZARDOUS MATERIALS	959	32,156	97.71%	13.6	1.21	95.1	Q1	10/274	0304-3894	1873
<input type="checkbox"/> CHEMOSPHERE	1,321	31,057	96.97%	8.8	1.19	89.2	Q1	30/274	0045-6535	1879

Average JIF Percentile vs. Publication Year (2018-2022)

Legend: CHEMICAL ENGINEERING JOURNAL, JOURNAL OF HAZARDOUS MATERIALS, CHEMOSPHERE, APPLIED CATALYSIS B-ENVIRONMENTAL, ENVIRONMENTAL SCIENCE & TECHNOLOGY, WATER RESEARCH, SEPARATION AND PURIFICATION TECHNOLOGY, SCIENCE OF THE TOTAL ENVIRONMENT, JOURNAL OF ENVIRONMENTAL CHEMICAL ENGINEERING, JOURNAL OF ENVIRONMENTAL MANAGEMENT, JOURNAL OF CLEANER PRODUCTION

Percentage of output for the given time period vs. JIF Quartile

Legend: CHEMICAL ENGINEERING JOURNAL - 1,783 documents, JOURNAL OF HAZARDOUS MATERIALS - 959 documents, CHEMOSPHERE - 1,321 documents, APPLIED CATALYSIS B-ENVIRONMENTAL - 441 documents, ENVIRONMENTAL SCIENCE & TECHNOLOGY - 366 documents

저널들의 JIF Percentile은 어떻게 변화하고 있는가?

내 연구주제가 저널에서 미치는 영향력은 어느 정도인가?

Getting help

Getting Started with Journal Citation Reports



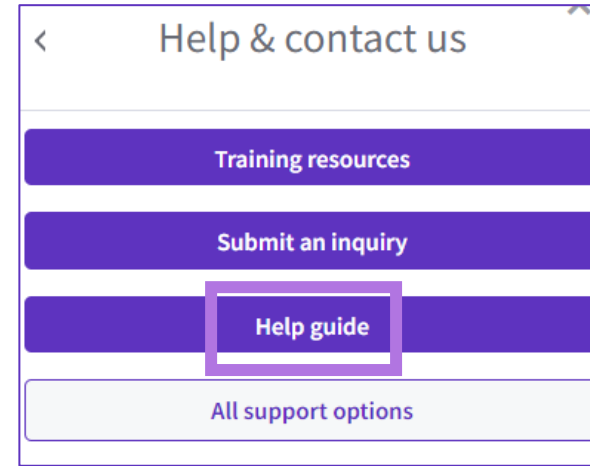
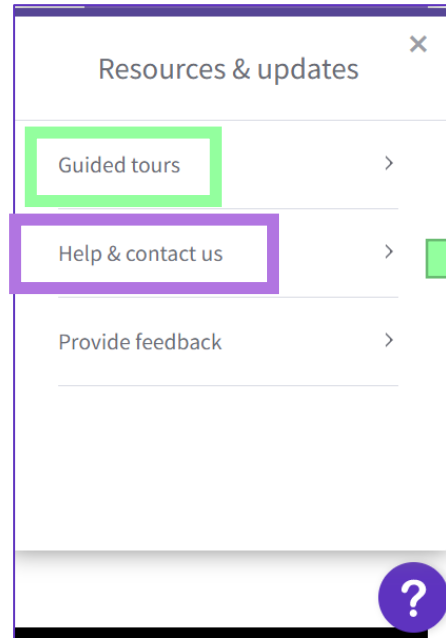
Journal Impact Factor Guide




Journal Citation Indicator Guide




Open Access Data Guide







- What's New
- Getting Started
- Scope Notes
- How to Cite Journal Citation Reports
- Downloading Information
- Editorial Information
- JCR Editorial Expression of Concern
- Title Suppressions
- Browse Journals
- Journal Profile
- Classic JCR
- Glossary
- Support




What's New



Data Updates



JCR Learning Portal



Glossary

About Journal Citation Reports

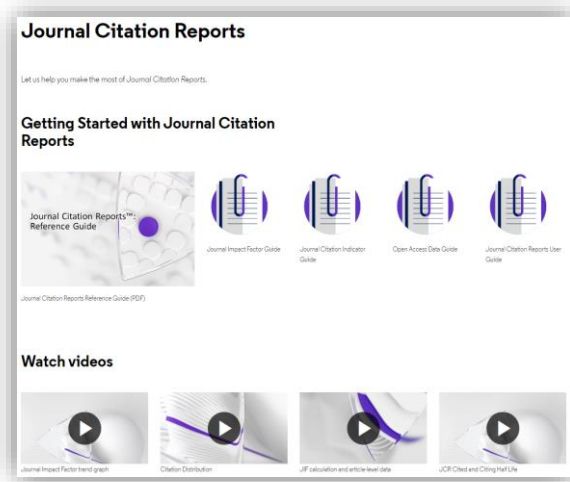
Journal Citation Reports aggregates the meaningful connections of citations created by the research community through the delivery of a rich array of publisher-

Resources for teaching and learning

제품 최신 정보 확인, 이용자를 위한 on-demand 지원 제공

Web of Science Learning Page

Point students and faculty to “how to” content available 24/7.

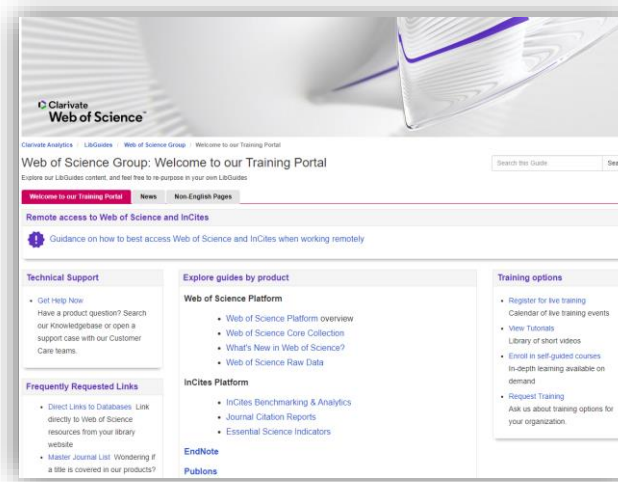


[Learning Page](#)

[한국어 교육 영상](#)

LibGuides

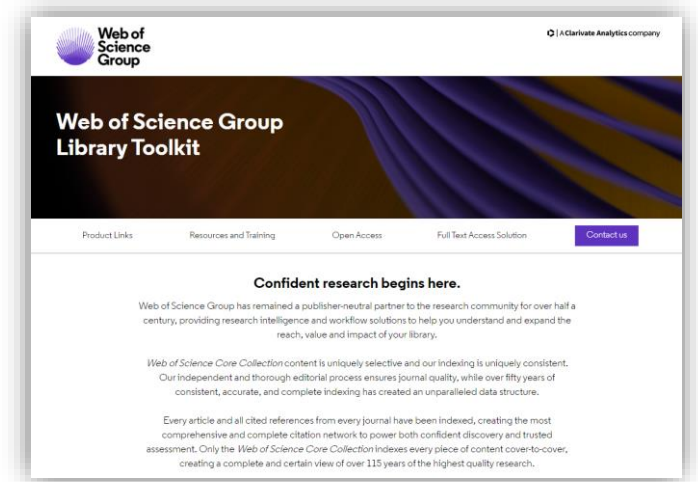
Save time updating your LibGuides by reusing pages from ours.



clarivate.libguides.com/home

Librarian Toolkit


Quick links to individual databases, factsheets, and more.



[View Toolkit](#)

고객지원 및 기술지원 문의

- E-mail: ts.support.korea@clarivate.com
- 유선전화: 02-6105-4227
- 팩스: 02-722-8947





감사합니다.

Customer Success Team

About Clarivate

Clarivate is the leading global information services provider. We connect people and organizations to intelligence they can trust to transform their perspective, their work and our world. Our subscription and technology-based solutions are coupled with deep domain expertise and cover the areas of Academia & Government, Life Sciences & Healthcare and Intellectual Property. For more information, please visit clarivate.com

© 2023 Clarivate

Clarivate and its logo, as well as all other trademarks used herein are trademarks of their respective owners and used under license.