

用户手册





目录

1.0 SpringerLink简介 P.3-4

2.0 开始使用 P.5

2.1 用户身份认证 P.6-8

2.2 登录 P.9-10

2.3 查看个人信息 P.11

3.0 主页 P.12

4.0 浏览 P.12

4.1 期刊浏览 P.13-15

4.1.1 期刊刊次浏览 P.16

4.1.2 期刊目次浏览 P.17

4.1.3 期刊文章浏览 P.18-19

4.1.4 显示文章全文 P.20

4.2 电子图书浏览 P.21-23

4.2.1 图书章节浏览 P.24-25

4.2.2 显示图书全文 P.26

4.3 辅助读物 P.27-28

5.0 检索 P.29

5.1 关键词检索 P.30-32

5.1.1 检索式建构对话框 P.33

5.2 高级检索 P.34

5.3 拼写检查工具 P.35-36

6.0 参考文献链接 P.37-39

7.0 个性化服务功能 P.40

7.1 我的SpringerLink P.41

7.1.1 已标记的条目 P.42-43

7.1.2 定题服务 P.44-45

7.1.3 历史记录 P.46

7.1.4 已保存的条目 P.47-49

8.0 术语表 P.50-51

9.0 客户支持 P.52-53

直接查看用户手册



1.0 SpringerLink数据库简介

SpringerLink是高质量的科学技术和医学类全文数据库，为科研人员及科学家提供强有力的信息中心资源平台：

- | 电子期刊
- | 电子丛书
- | 电子图书
- | 在线参考工具书

→ **Springer电子图书资源库**



1.0 SpringerLink数据库简介



SpringerLink

accelerating the world of research

SpringerLink数据库涵盖以下12个学科的数字资源:

1. 建筑学、设计和艺术(Architecture, Design & Arts)
2. 行为科学(Behavioral Science)
3. 生物医学和生命科学(Biomedical & Life Sciences)
4. 商业和经济(Business & Economics)
5. 化学和材料科学(Chemistry & Materials Science)
6. 计算机科学(Computer Science)
7. 地球和环境科学(Earth & Environmental Science)
8. 工学(Engineering)
9. 人文、社会科学和法律(Humanities, Social Sciences & Law)
10. 数学和统计科学(Mathematics & Statistics)
11. 医学(Medicine)
12. 物理和天文学(Physics & Astronomy)

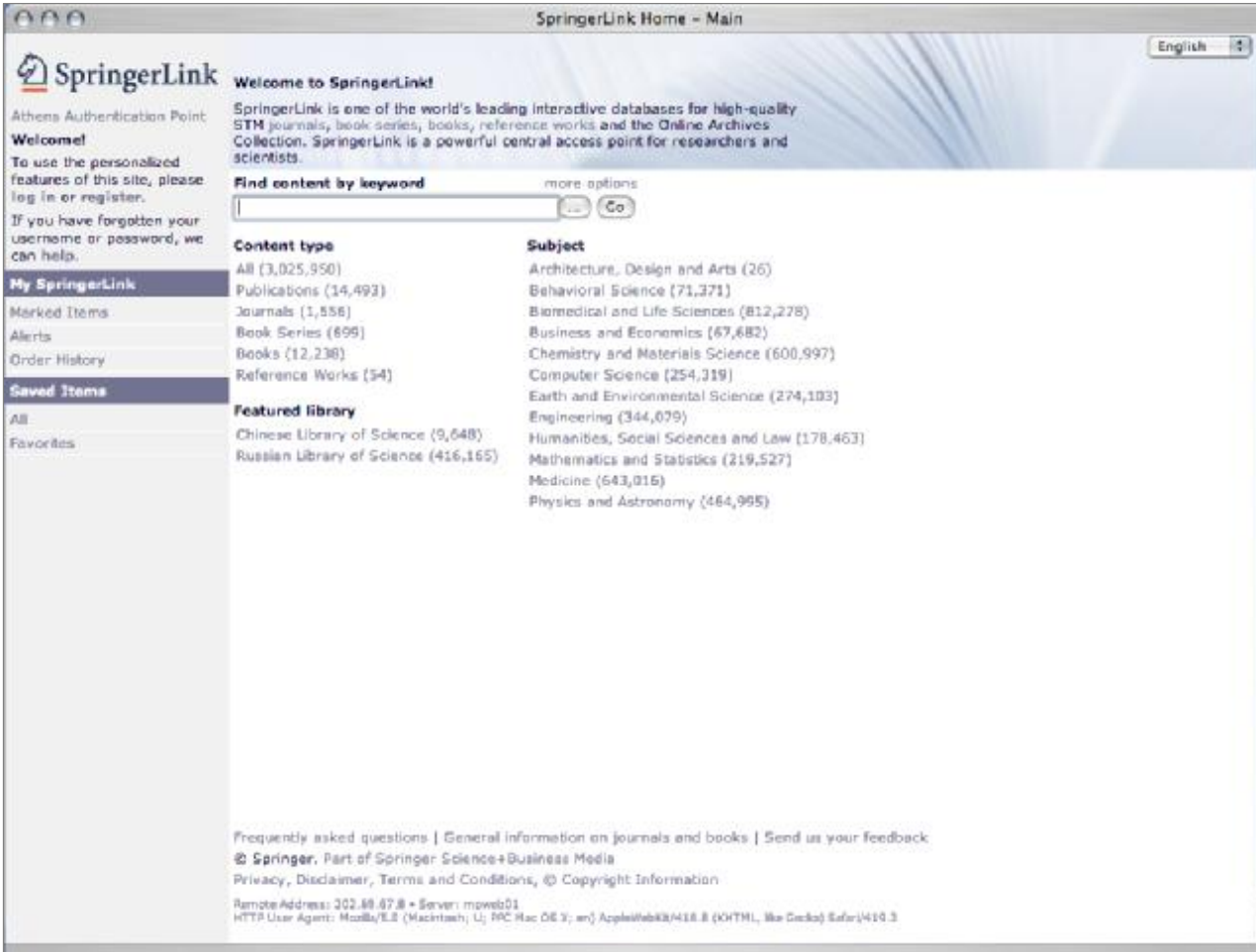
和2个特色图书馆:

1. 中国在线科学图书馆(Chinese Library of Science)
2. 俄罗斯在线科学图书馆(Russian Library of Science)

[返回目录页](#)

2.0 开始使用

 数据库主页网址: <http://www.springerlink.com> 或 <http://springerlink.lib.tsinghua.edu.cn>



The screenshot shows the SpringerLink Home - Main page. The page features a navigation menu on the left with options like 'My SpringerLink', 'Marked Items', 'Alerts', 'Order History', 'Saved Items', and 'Favorites'. The main content area includes a 'Welcome to SpringerLink!' message, a search bar with the text 'Find content by keyword', and two columns of content: 'Content type' and 'Subject'. The 'Content type' column lists categories like 'All (3,025,950)', 'Publications (14,493)', 'Journals (1,556)', 'Book Series (899)', 'Books (12,238)', and 'Reference Works (94)'. The 'Subject' column lists various scientific fields such as 'Architecture, Design and Arts (26)', 'Behavioral Science (71,371)', 'Biomedical and Life Sciences (812,278)', 'Business and Economics (67,682)', 'Chemistry and Materials Science (600,997)', 'Computer Science (254,319)', 'Earth and Environmental Science (274,103)', 'Engineering (344,079)', 'Humanities, Social Sciences and Law (178,463)', 'Mathematics and Statistics (219,527)', 'Medicine (643,016)', and 'Physics and Astronomy (464,995)'. At the bottom of the page, there is a footer with links for 'Frequently asked questions', 'General information on journals and books', and 'Send us your feedback', along with copyright information and technical details.

返回目录页

2.1 用户身份认证 – 团体用户

团体用户为什么需要用户身份认证？

- 通过系统对您的IP地址进行身份认证
使您可以查阅数字资源的全文

已购买SpringerLink使用权的团体用户的数据库系统管理员可以随时联络我们更新身份认证信息。详细联络方式请参考[第53页“客户支持”](#)相关内容。

2.1 注册 – 个人用户

个人用户为什么需要注册？

- 通过注册之后，可以设置个人收藏夹
- 可以创建并享受题录式定题服务
- 可以保存或标记您的检索结果，以供日后参考之需
- 可以重新调用您的检索历史
- 可以更好地管理您已经检索到的资源，以备再次登录网站时，可以随时利用



SpringerLink
Athens Authentication Point
Welcome!
To use the personalized features of this site, please log in or register.  1
If you have forgotten your username or password, we can help.

My SpringerLink

- Marked Items
- Alerts
- Order History

Saved Items

- All
- Favorites

Welcome to SpringerLink!
SpringerLink is one of the world's largest STM journals, book series, book collection. SpringerLink is a platform for scientists.

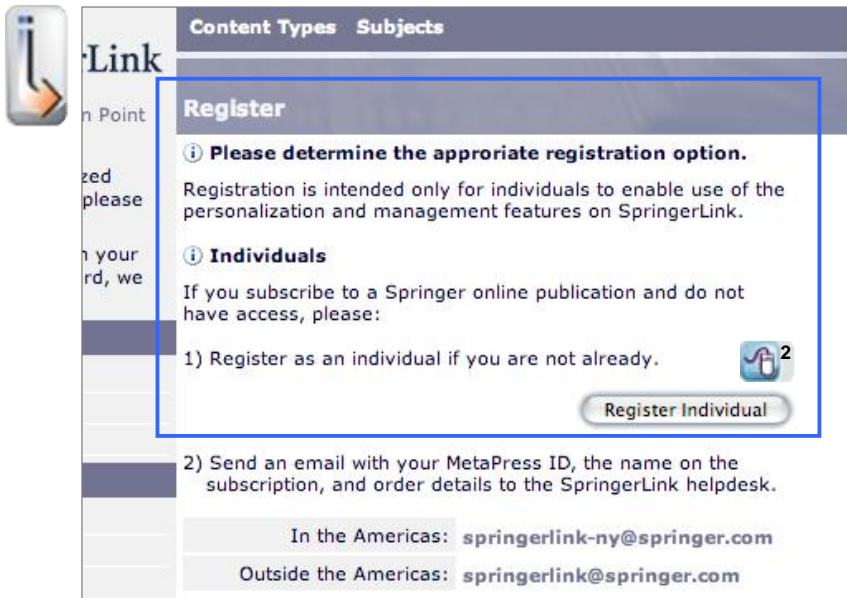
Find content by keyword

Content type

- All (3,025,950)
- Publications (14,493)
- Journals (1,556)
- Book Series (699)
- Books (12,238)
- Reference Works (54)

Featured library

- Chinese Library of Science (9)
- Russian Library of Science (4)




SpringerLink
Content Types Subjects

Register

Please determine the appropriate registration option.
Registration is intended only for individuals to enable use of the personalization and management features on SpringerLink.


Individuals
If you subscribe to a Springer online publication and do not have access, please:

- 1) Register as an individual if you are not already.  2


Register Individual

2) Send an email with your MetaPress ID, the name on the subscription, and order details to the SpringerLink helpdesk.

In the Americas: springerlink-ny@springer.com
Outside the Americas: springerlink@springer.com

 1 单击“注册(Register)”链接，将进入注册首页。

.....

 2 单击“个人用户注册(Register Individual)”链接。

.....

返回目录页

2.1 注册 – 个人用户




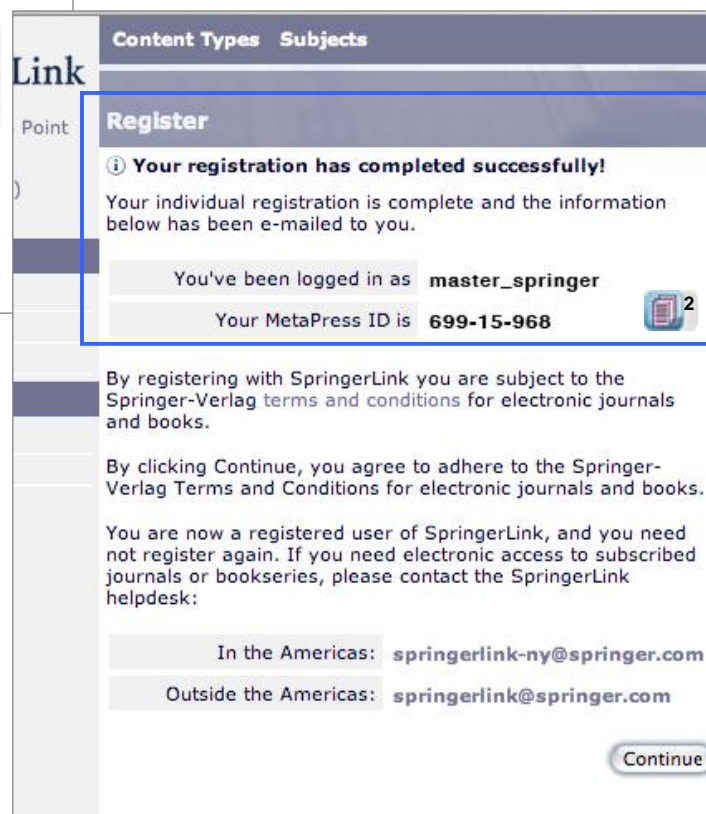
The image shows the SpringerLink registration form for an individual user. The form is titled "Register" and is part of the "Content Types Subjects" section. It contains the following fields and instructions:

- To register as an individual, please provide the following details.**
 - First Name:
 - Last Name:
 - e-mail Address:
- Authentication**
 - 1 Username:
 - 2 Password:
 - Confirm Password:

At the bottom of the form, there are "Cancel" and "Register" buttons. A small icon with the number "1" is located next to the "Register" button. Below the form, there are two numbered instructions:

- (1) Username must be at least four characters in length.
- (2) Password must be at least six characters in length, may not contain username and must contain at least one alphabetic character and one numeric character.

 ¹ 填写注册信息表，设置您的个人账户用户名和密码。然后点击“注册 (Register)”按钮。



The image shows the SpringerLink registration success page. The page is titled "Register" and is part of the "Content Types Subjects" section. It contains the following information:

- Your registration has completed successfully!**
- Your individual registration is complete and the information below has been e-mailed to you.
- You've been logged in as **master_springer**
- Your MetaPress ID is **699-15-968**

At the bottom of the page, there is a "Continue" button. Below the success message, there are two paragraphs of text:


By registering with SpringerLink you are subject to the Springer-Verlag terms and conditions for electronic journals and books.

By clicking Continue, you agree to adhere to the Springer-Verlag Terms and Conditions for electronic journals and books.

You are now a registered user of SpringerLink, and you need not register again. If you need electronic access to subscribed journals or bookseries, please contact the SpringerLink helpdesk:

In the Americas: springerlink-ny@springer.com

Outside the Americas: springerlink@springer.com

 ² 您将会看到一个注册已完成的提示页面，以及您的 MetaPress 账号 (MetaPress ID number)。并且，您将会收到一封系统发给您的电邮，以确认注册。

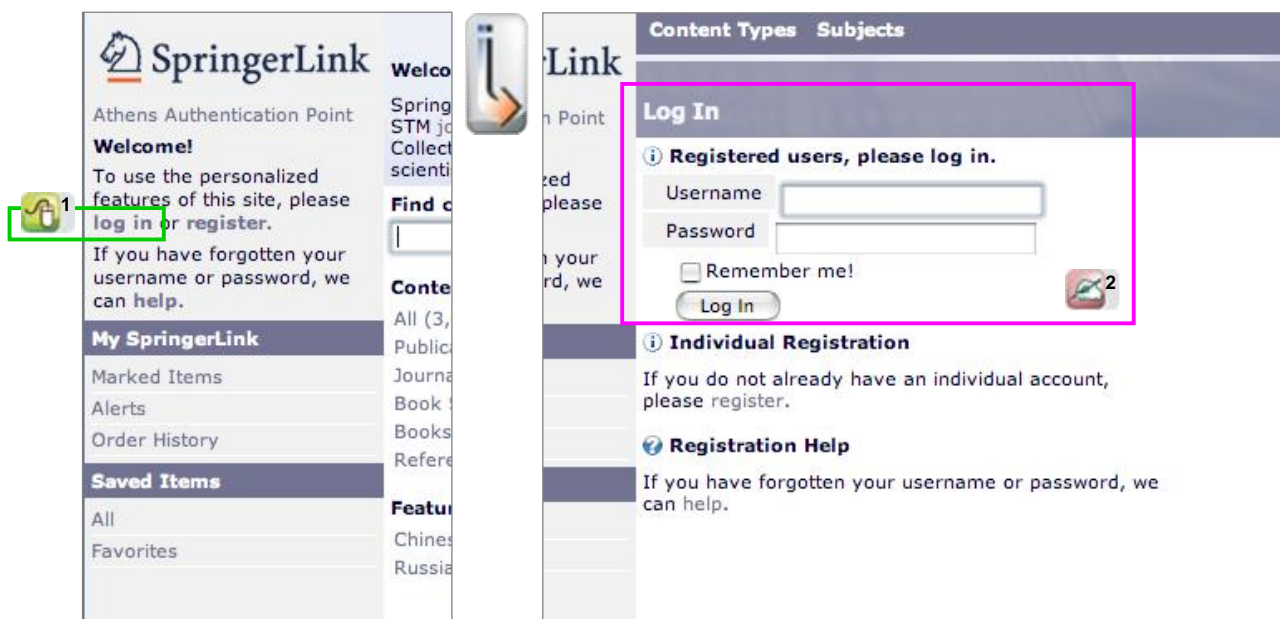
[返回目录页](#)


2.2 登录


您可以通过以下方式之一登录系统:

- 1 通过IP地址自动识别登录（系统将自动识别您所使用的电脑的IP地址，如果在已获授权的团体机构的IP地址范围之内，即可直接登录系统）

尚未获得授权的用户可以以访客的身份登录系统，免费查阅资源的目录信息和大部分文献的文摘。



 已获授权的个人用户需要输入用户名和密码，以登录系统：
单击“登录(Log In)”链接，打开系统登录界面。

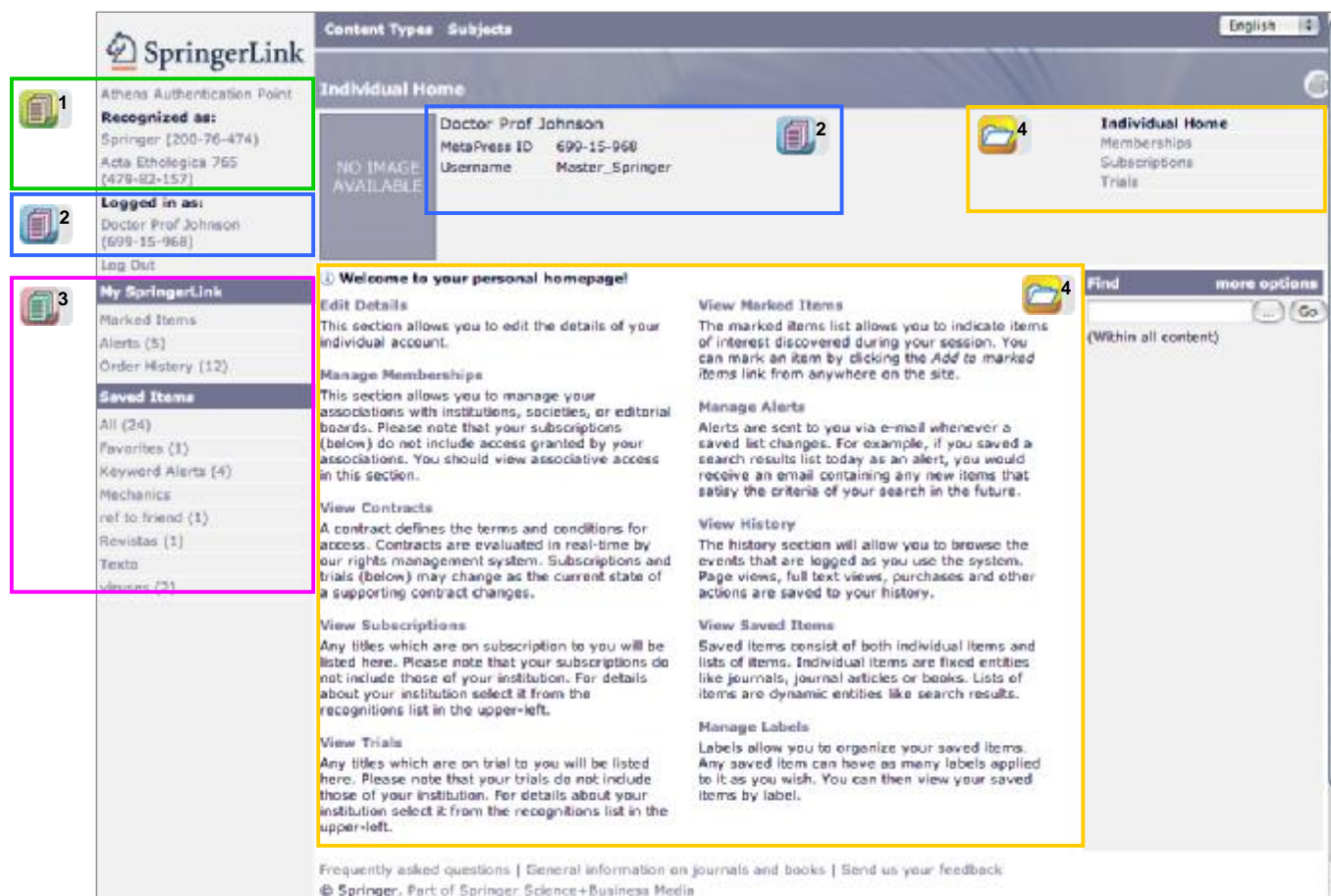
.....
 只需输入您的用户名和密码，点击“登录(Log In)”按钮，即可。
.....

[返回目录页](#)

2.2 登录 – 个性化功能主页

登录之后，即进入个性化功能主页。

您可以查看或编辑您的个人详细信息，开始使用系统的各项功能。



The screenshot shows the SpringerLink 'Individual Home' page. It includes a navigation bar with 'Content Types' and 'Subjects', and a language dropdown set to 'English'. The main content area is titled 'Individual Home' and displays user information for 'Doctor Prof Johnson' with a MetaPress ID of 699-15-968 and a username of 'Master_Springer'. A sidebar on the left lists various account management options like 'Marked Items', 'Alerts (5)', and 'Order History (12)'. The main content area is divided into sections for 'Welcome to your personal homepage!', 'Edit Details', 'View Marked Items', 'Manage Alerts', 'View History', 'View Saved Items', and 'Manage Labels'. A search bar is visible on the right side of the page.

1 您所在的机构和您的MetaPress号码。

2 您的个人账户信息。

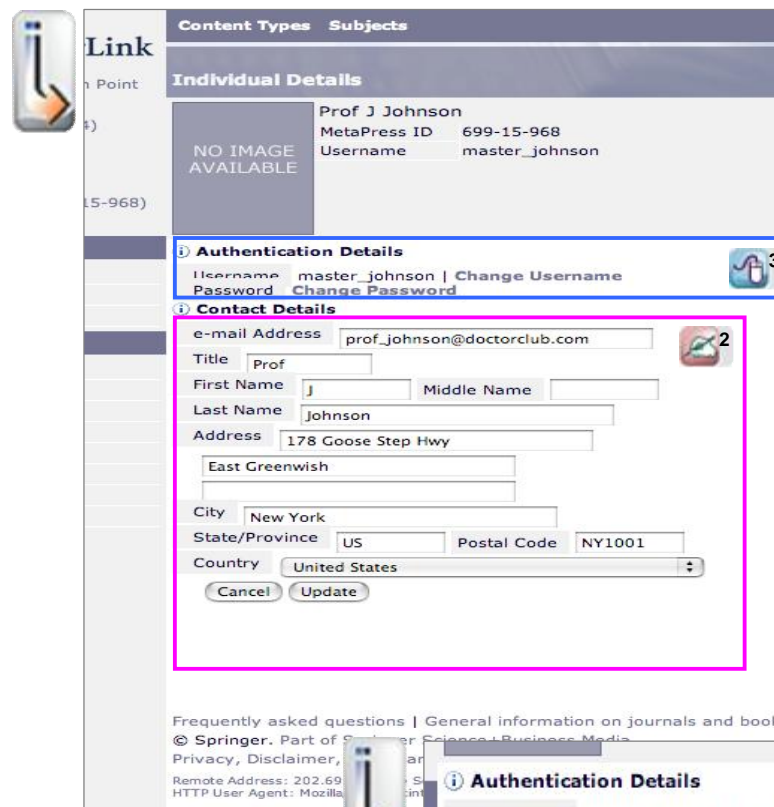
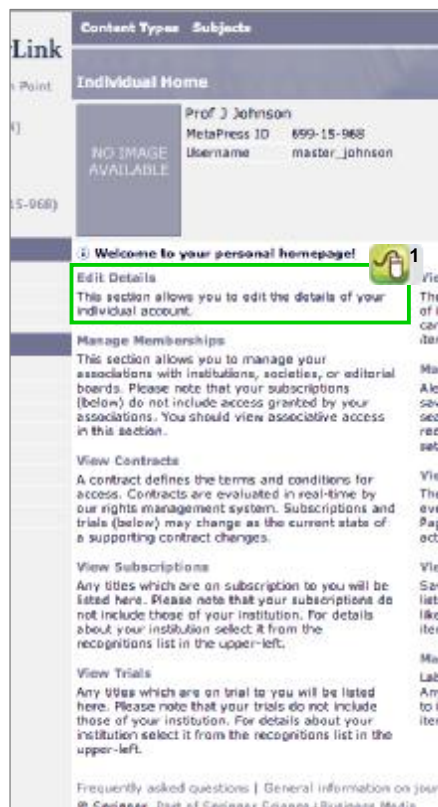
3 登录之后，利用我的SpringerLink(My SpringerLink)个性化服务功能，您可以随时创建、更新或取消您的个人设置。

4 您的详细个人账户信息和在系统中的当前状态。


返回目录页


2.3 修改个人账户信息

在个性化功能主页，您可以修改您的个人信息和用户名、密码。



 1 单击“修改个人账户信息(Edit Details)”链接，进入个人信息界面。

.....
 2 在此处更改您的个人账户信息。单击“更新(Update)”按钮，您将看到系统给出的确认信息。


.....
 3 单击“更改用户名(Change Username)”或“更改密码(Change Password)”链接，可以修改您的个人账户用户名或密码。


返回目录页


3.0 主页、4.0 浏览


您可以通过以下方式浏览资源：

- 内容类型(Content Type)
- 特色数据库(Featured Library)
- 学科(Subject)


 单击选择浏览不同种类的数据库资源。

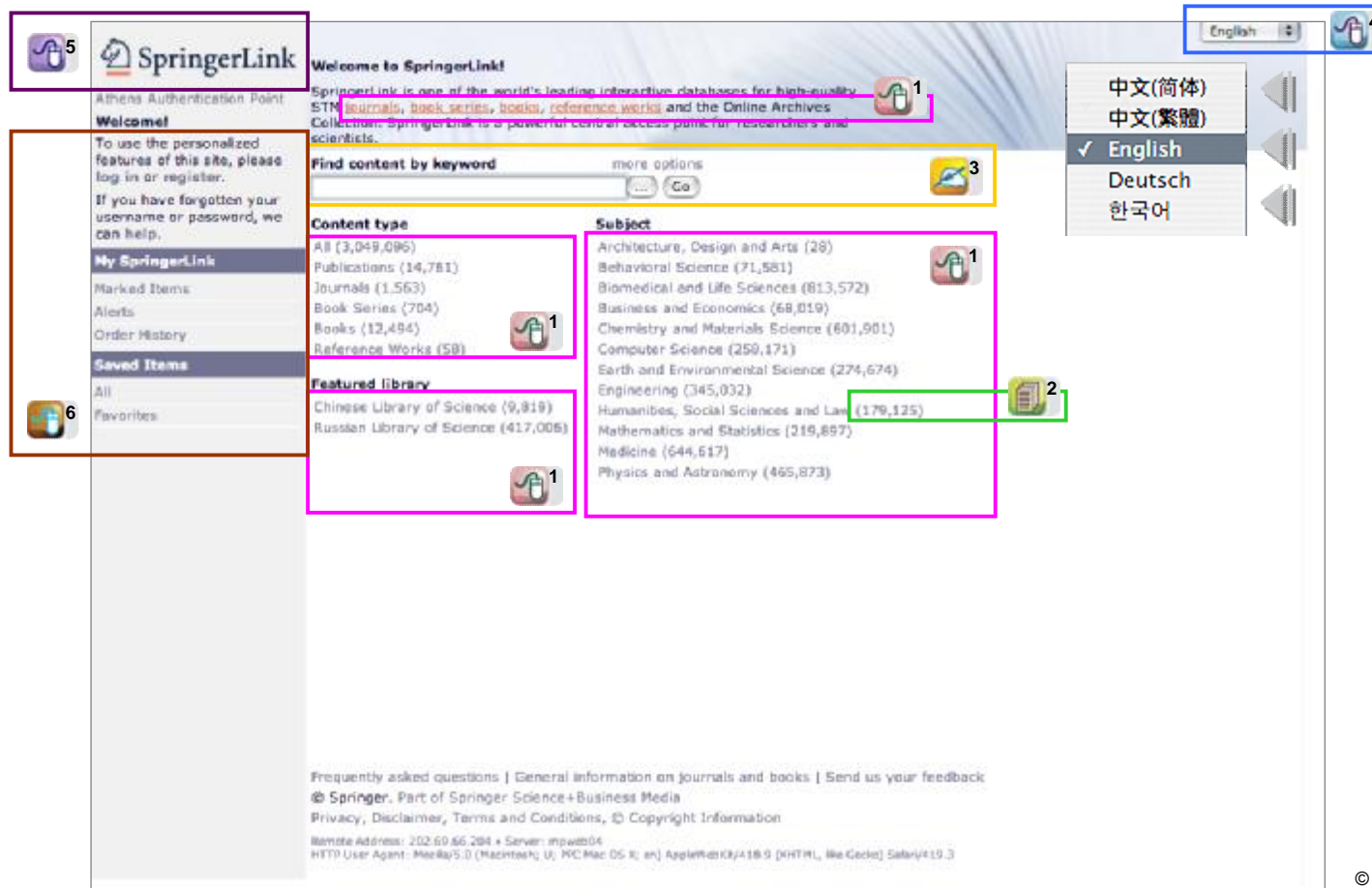
 此处显示检索系统中不同种类资源的数量。

 输入关键词，开始检索。

 选择一种界面语言。

 进入SpringerLink主页。

 个性化功能。



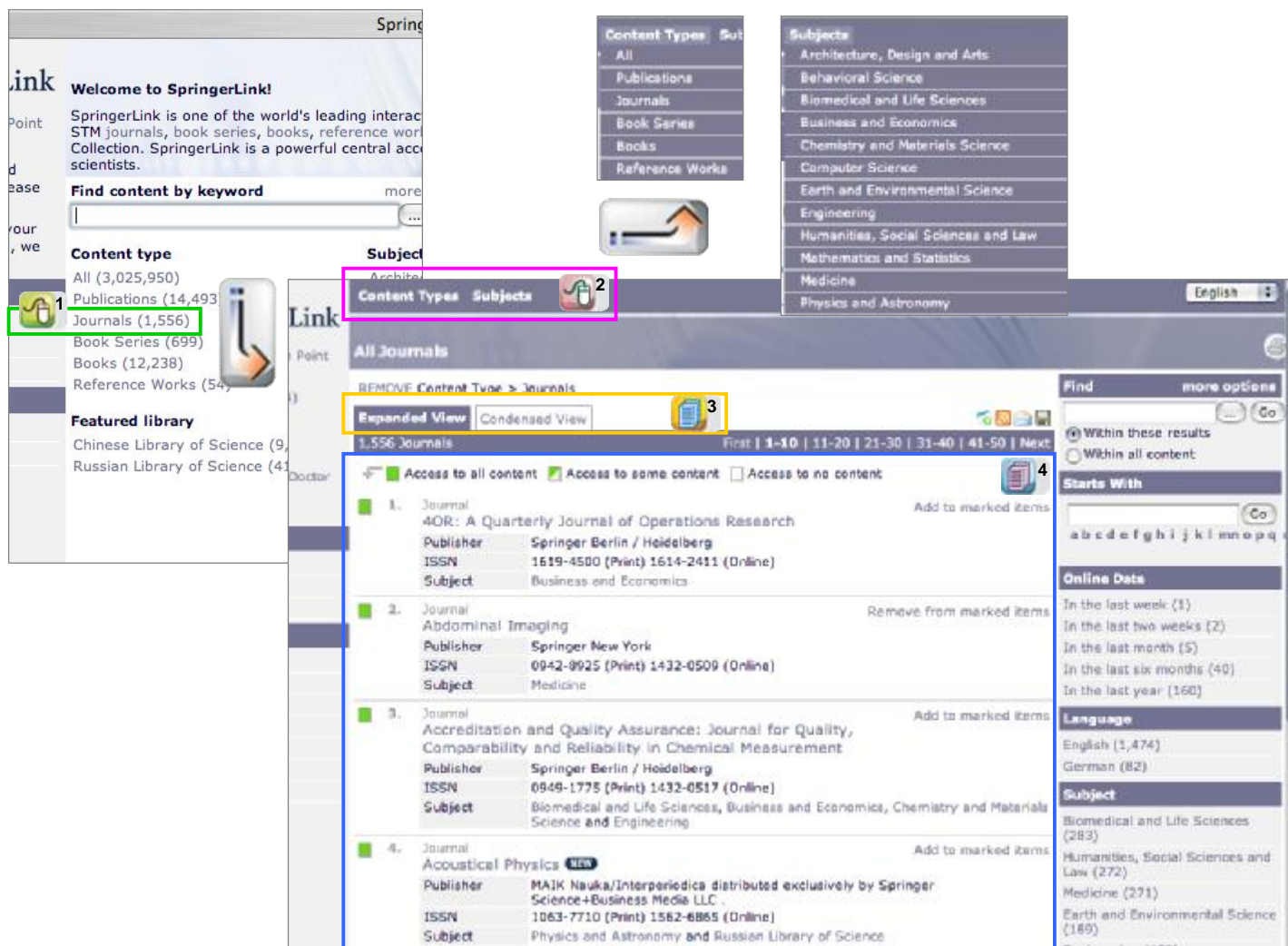
The screenshot shows the SpringerLink homepage with several callouts:

- 1**: Points to the 'Content type' and 'Subject' sections, which list various categories and their item counts.
- 2**: Points to the 'Featured library' section, which lists specific libraries like 'Chinese Library of Science' and 'Russian Library of Science'.
- 3**: Points to the search bar labeled 'Find content by keyword'.
- 4**: Points to the language selection menu, which includes options like '中文(简体)', '中文(繁體)', 'English', 'Deutsch', and '한국어'.
- 5**: Points to the SpringerLink logo and the 'Welcome to SpringerLink!' message.
- 6**: Points to the 'My SpringerLink' sidebar, which includes options like 'Marked Items', 'Alerts', 'Order History', and 'Saved Items'.


返回目录页


4.1 浏览 – 期刊


单击“期刊(Journals)”链接，可以浏览SpringerLink中的所有期刊。



The screenshot displays the SpringerLink interface. On the left, the 'Content type' sidebar shows 'Journals (1,556)' highlighted with a green box and a mouse cursor icon labeled '1'. The 'Content Types' dropdown menu is open, with 'Journals' selected, indicated by a mouse cursor icon labeled '2'. The main content area shows 'All Journals' with 'Expanded View' selected, indicated by a mouse cursor icon labeled '3'. The 'Access to all content' checkbox is checked, indicated by a mouse cursor icon labeled '4'. The list of journals includes '4OR: A Quarterly Journal of Operations Research', 'Abdominal Imaging', 'Accreditation and Quality Assurance: Journal for Quality, Comparability and Reliability in Chemical Measurement', and 'Acoustical Physics'.


 1 单击“期刊(Journals)”链接，浏览所有期刊。

 2 单击“内容类型(Content Types)”或“学科(Subjects)”链接，开启下拉菜单，开始新的浏览。

 3 系统提供2种检索结果显示方式：

▮ “详细信息列表(Expanded View)”提供更多相关信息；


▮ “简要信息列表(Condensed View)”提供更简略的信息。

 4 期刊题名字顺列表


[返回目录页](#)


4.1 浏览 – 期刊


在“详细信息列表(Expanded View)”页面，可以看到更详细的期刊题录信息。




Journal Title	Publisher	ISSN	Subject
4OR: A Quarterly Journal of Operations Research	Springer Berlin / Heidelberg	1619-4500 (Print) 1614-2411 (Online)	Business and Economics
Abdominal Imaging NEW	Springer New York	0942-8925 (Print) 1432-0509 (Online)	Medicine
Accreditation and Quality Assurance: Journal for Quality, Comparability and Reliability in Chemical Measurement	Springer Berlin / Heidelberg	0949-1775 (Print) 1432-0517 (Online)	Biomedical and Life Sciences, Business and Economics, Chemistry and Materials Science and Engineering
Acoustical Physics NEW	MAIK Nauka/Interperiodica distributed exclusively by Springer Science+Business Media LLC	1063-7710 (Print) 1562-6865 (Online)	Physics and Astronomy and Russian Library of Science

 1 检索到的期刊总数。


 2 返回到上一层类目 (如, 所有内容类型的字顺列表)。


 3 单击图标, 选择对应的操作:


 下载当前列表


 生成RSS代码


 Email当前列表

 收藏当前列表

 打印当前列表

 4 转到下一页。

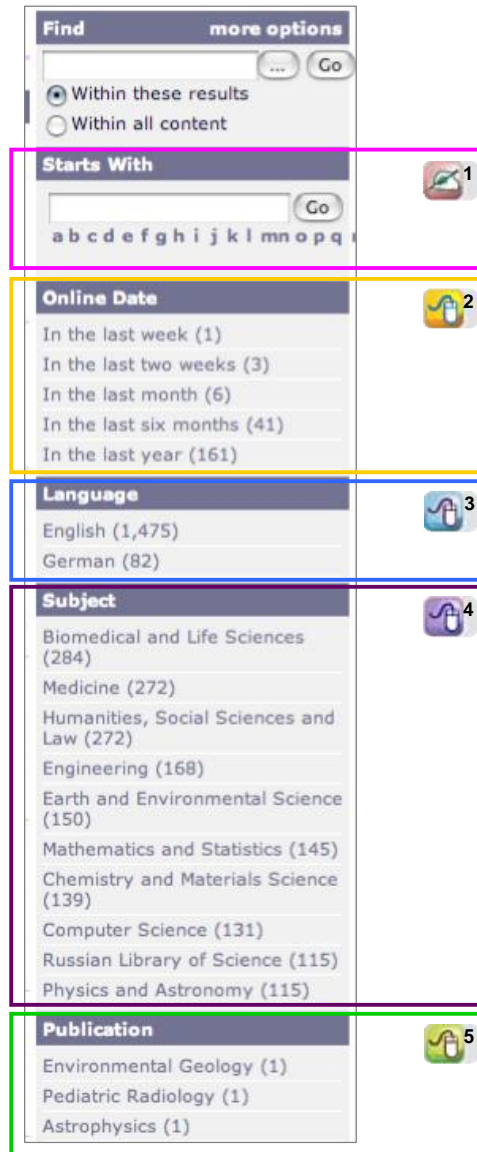
 5 全文获取权限图标, 显示您所在的机构对该期刊文章的全文访问权限。

 6 单击查看该期刊的题录信息和所有刊次。

[返回目录页](#)

4.1 浏览 – 期刊






您可以利用页面右边的导航栏，精检您的检索。



The screenshot shows the search results navigation sidebar with the following sections and callouts:

- Find** (more options): Includes a search input field and a 'Go' button. Callout 1 points to the 'Go' button.
- Starts With**: Includes a dropdown menu with letters 'a' through 'q' and a 'Go' button. Callout 1 points to the 'Go' button.
- Online Date**: Includes a list of time filters: 'In the last week (1)', 'In the last two weeks (3)', 'In the last month (6)', 'In the last six months (41)', and 'In the last year (161)'. Callout 2 points to the list.
- Language**: Includes a list of languages: 'English (1,475)' and 'German (82)'. Callout 3 points to the list.
- Subject**: Includes a list of subjects: 'Biomedical and Life Sciences (284)', 'Medicine (272)', 'Humanities, Social Sciences and Law (272)', 'Engineering (168)', 'Earth and Environmental Science (150)', 'Mathematics and Statistics (145)', 'Chemistry and Materials Science (139)', 'Computer Science (131)', 'Russian Library of Science (115)', and 'Physics and Astronomy (115)'. Callout 4 points to the list.
- Publication**: Includes a list of publications: 'Environmental Geology (1)', 'Pediatric Radiology (1)', and 'Astrophysics (1)'. Callout 5 points to the list.

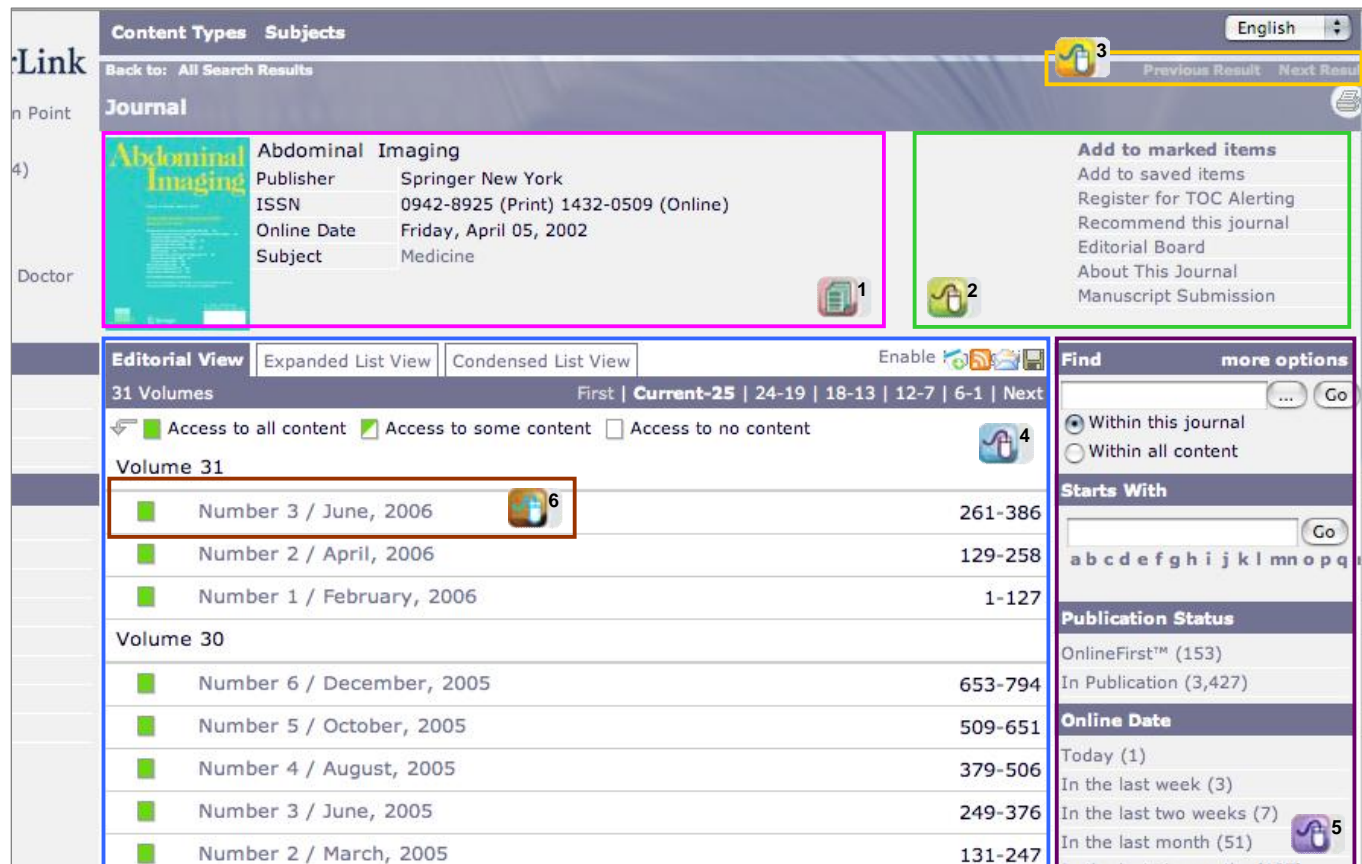
在页面左边所列的浏览或检索所得结果中进一步检索：

-  输入字母、字符，然后点击“开始(Go)”按钮，或直接点击字母，即可浏览题名以该字母、字符为起始部分的期刊文章。
-  查阅当前结果中不同入库时间 (Online Date)的文章。
-  查阅当前结果中不同语种(language)的文章。
-  按不同学科(Subject)，浏览当前结果中的文章。
-  按不同出版物 (Publication) 或文章出处，浏览当前结果中的文章。

[返回目录页](#)


4.1.1 显示期刊刊次


单击期刊刊名链接，将显示该期刊的所有刊次。




The screenshot shows the SpringerLink interface for the journal 'Abdominal Imaging'. The page is divided into several sections:


- Journal Information:** A box containing the journal title, publisher (Springer New York), ISSN (0942-8925 (Print) 1432-0509 (Online)), online date (Friday, April 05, 2002), and subject (Medicine). A callout '1' points to a small icon in the bottom right corner of this box.
- Actions:** A box with options like 'Add to marked items', 'Add to saved items', 'Register for TOC Alerting', etc. A callout '2' points to a small icon in the bottom left corner of this box.
- Navigation:** A box with 'Previous Result' and 'Next Result' links. A callout '3' points to a small icon in the top left corner of this box.
- View Options:** A box with 'Editorial View', 'Expanded List View', and 'Condensed List View' tabs. A callout '4' points to a small icon in the bottom right corner of this box.
- Volume List:** A table listing volumes and issues. A callout '6' points to the 'Number 3 / June, 2006' entry.
- Search and Filter:** A box with a search field, 'Find' button, and filters for 'Within this journal', 'Within all content', 'Starts With', 'Publication Status', and 'Online Date'. A callout '5' points to a small icon in the bottom right corner of this box.


 1 期刊的基本信息。

 2 在此您可以使用个性化功能，并且，获得期刊的相关出版信息。

 3 查阅前一种 / 后一种期刊。

 4 按“编辑信息 (Editorial View)” / “详细信息列表(Expanded List)” / “简要信息列表 (Condensed List)” 显示该期刊的所有刊次。

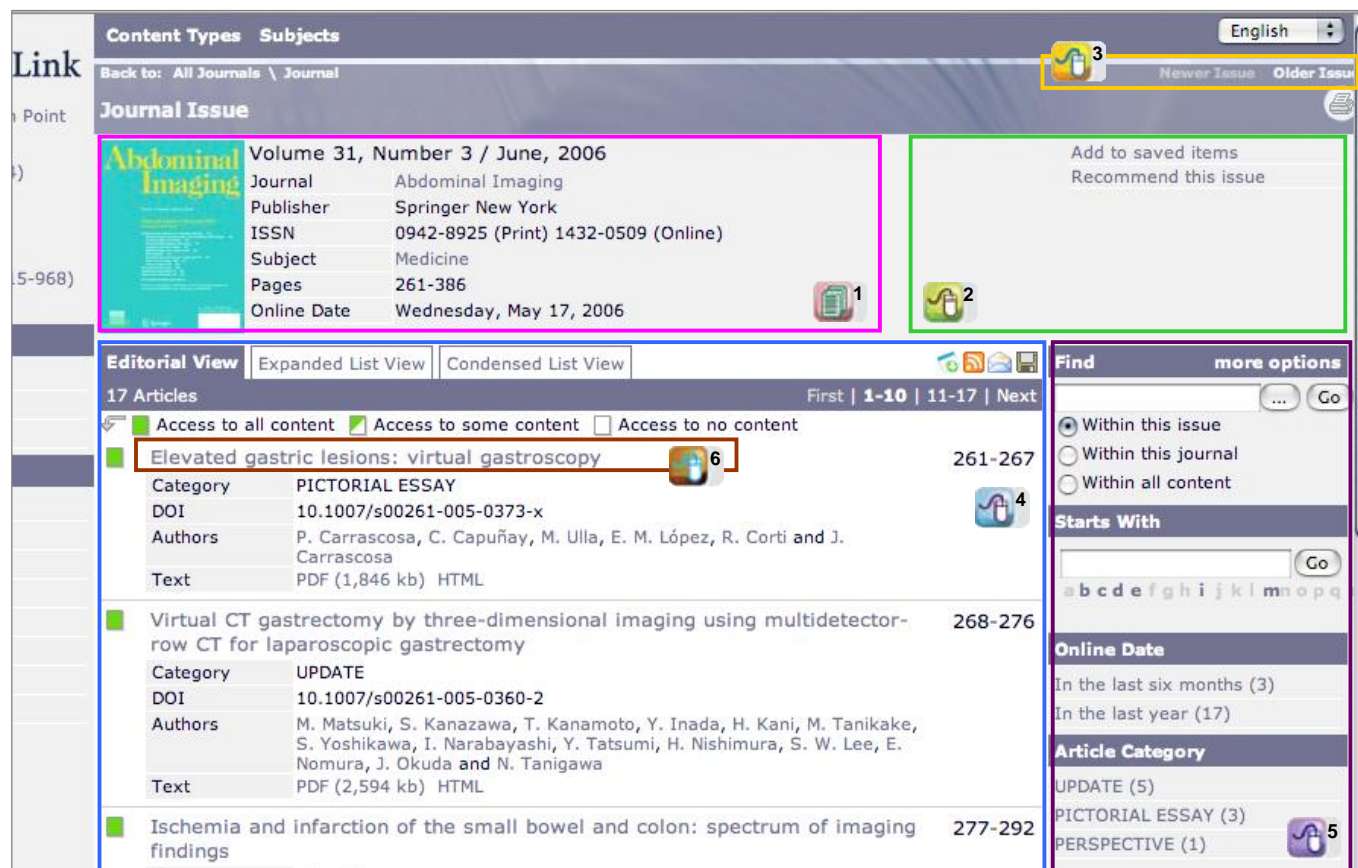
 5 导航条帮助您精检当前的检索。

 6 单击某一刊次链接，查阅该期刊该刊次的最新文章。

返回目录页

4.1.2 显示期刊目录


单击期刊的某一刊次链接，将显示该期刊该刊次的所有条目列表。





The screenshot shows the SpringerLink interface for a journal issue. The page title is "Journal Issue" for "Abdominal Imaging", Volume 31, Number 3, June 2006. The page is annotated with numbered callouts:

- 1**: Points to the journal issue metadata box (Volume, Journal, Publisher, ISSN, Subject, Pages, Online Date).
- 2**: Points to the "Add to saved items" and "Recommend this issue" buttons.
- 3**: Points to the "Newer Issue" and "Older Issue" navigation buttons.
- 4**: Points to the "Editorial View" button in the article list.
- 5**: Points to the "Article Category" filter in the right sidebar.
- 6**: Points to the article title "Elevated gastric lesions: virtual gastroscopy" in the article list.


The article list shows 17 articles. The first article is "Elevated gastric lesions: virtual gastroscopy" (261-267), categorized as a PICTORIAL ESSAY. The second article is "Virtual CT gastrectomy by three-dimensional imaging using multidetector-row CT for laparoscopic gastrectomy" (268-276), categorized as an UPDATE. The third article is "Ischemia and infarction of the small bowel and colon: spectrum of imaging findings" (277-292).


 1 期刊刊次的基本信息。

 2 使用个性化功能。

 3 查阅期刊的前一刊次或后一刊次。

 4 按“编辑信息 (Editorial View)” / “详细信息列表 (Expanded List)” / “简要信息列表 (Condensed List)” 显示该期刊该刊次中的所有条目。

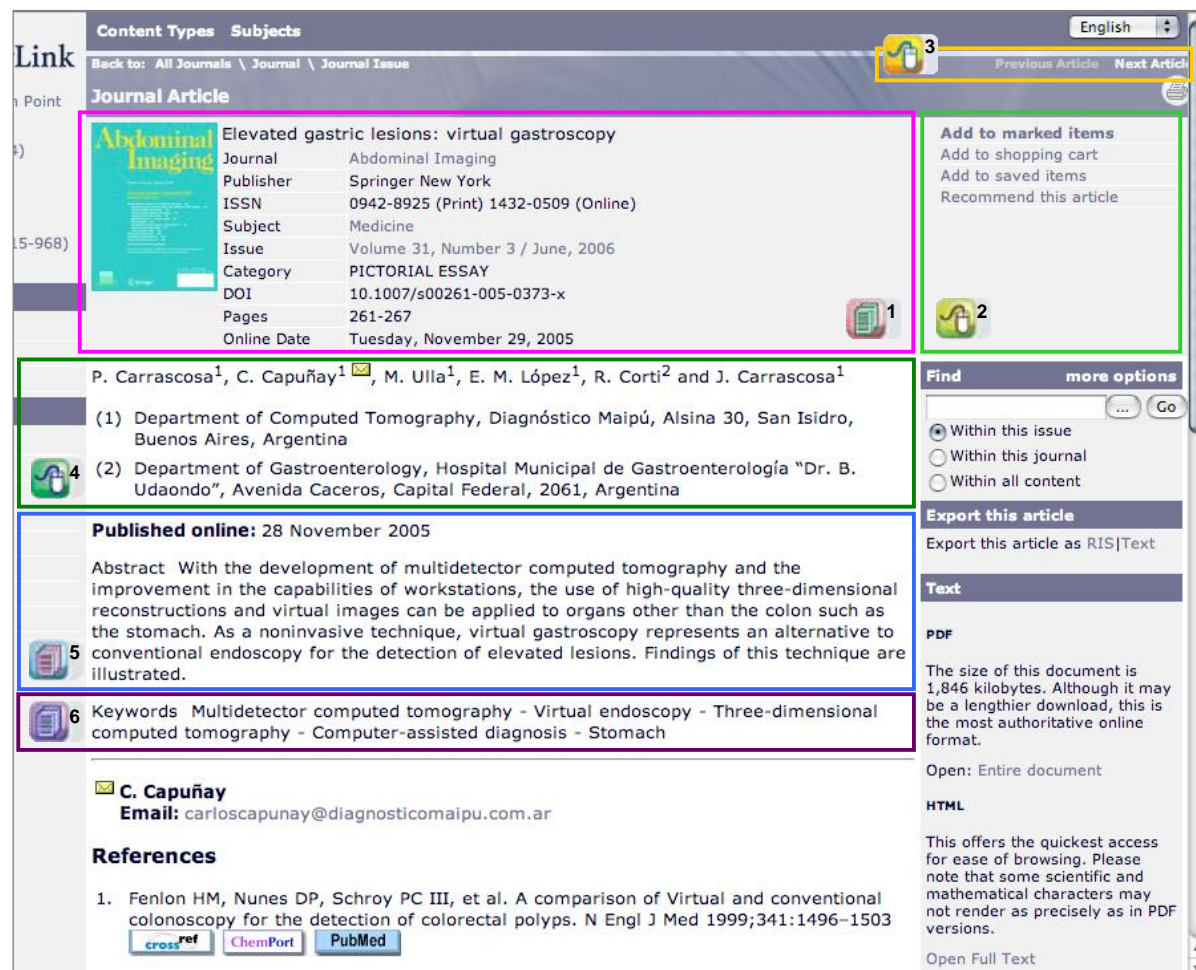
 5 导航条帮助您精简当前的检索。

 6 单击某一目录链接，查阅该期刊该刊次该条目所对应的文章。

[返回目录页](#)

4.1.3 显示期刊文章

单击某一文章的题录条目，将显示这篇文章的相关信息和内容。



The screenshot shows the SpringerLink interface for a journal article. The article title is "Elevated gastric lesions: virtual gastroscopy" from the journal "Abdominal Imaging". The page includes a metadata table, author information, abstract, keywords, and references. Numbered callouts (1-6) highlight specific features: 1. Metadata table; 2. "Add to marked items" sidebar; 3. "Previous Article" and "Next Article" navigation; 4. Author list; 5. Abstract text; 6. Keywords.

Journal	Abdominal Imaging
Publisher	Springer New York
ISSN	0942-8925 (Print) 1432-0509 (Online)
Subject	Medicine
Issue	Volume 31, Number 3 / June, 2006
Category	PICTORIAL ESSAY
DOI	10.1007/s00261-005-0373-x
Pages	261-267
Online Date	Tuesday, November 29, 2005

Published online: 28 November 2005

Abstract With the development of multidetector computed tomography and the improvement in the capabilities of workstations, the use of high-quality three-dimensional reconstructions and virtual images can be applied to organs other than the colon such as the stomach. As a noninvasive technique, virtual gastroscopy represents an alternative to conventional endoscopy for the detection of elevated lesions. Findings of this technique are illustrated.

Keywords Multidetector computed tomography - Virtual endoscopy - Three-dimensional computed tomography - Computer-assisted diagnosis - Stomach

References

1. Fenlon HM, Nunes DP, Schroy PC III, et al. A comparison of Virtual and conventional colonoscopy for the detection of colorectal polyps. N Engl J Med 1999;341:1496-1503

1 期刊文章的基本信息。

2 使用个性化功能。

3 查阅前一篇或后一篇文章。

4 该文章作者的信息。

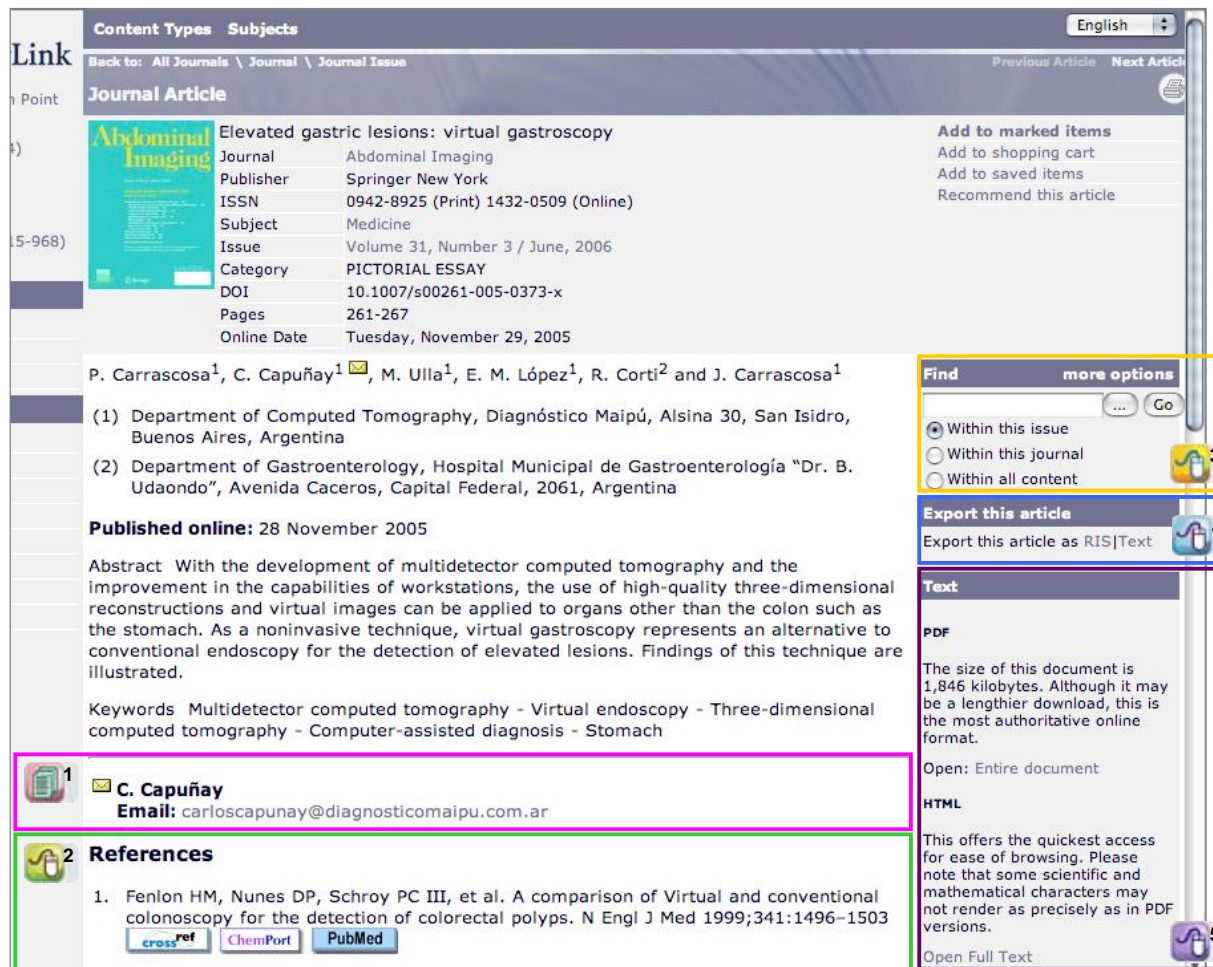
5 该文章的文摘。

6 该文章的关键词。

返回目录页

4.1.3 显示期刊文章

单击某一文章的题录条目，将显示这篇文章的相关信息和内容。



The screenshot shows the SpringerLink interface for a journal article. The article title is "Elevated gastric lesions: virtual gastroscopy" from the journal "Abdominal Imaging". The authors are P. Carrascosa, C. Capuñay, M. Ulla, E. M. López, R. Corti, and J. Carrascosa. The article was published online on 28 November 2005. The abstract discusses the use of multidetector computed tomography for virtual gastroscopy. The page includes a "References" section with one entry and a "References" sidebar with search and export options. Numbered callouts 1-5 highlight specific features: 1. Author contact information (C. Capuñay), 2. References list, 3. Search options (Within this issue, journal, or all content), 4. Export options (RIS/Text), and 5. Open Full Text button.

1 该文章作者的联系方式

2 参考文献列表和链接，如：

CrossRef链接。

3 多种检索功能的选择 (详情请参考5.0检索)。

4 以RIS格式或文本格式输出文章的书目信息。

5 查阅全文 (详情请参考 4.1.4 显示全文)。

返回目录页

4.1.4 显示期刊文章全文



SpringerLink

accelerating the world of research

单击“整篇文章(Entire Document)” / “打开全文(Open Full Text)”链接，即可查阅PDF或HTML格式的期刊文章全文。

¹ PDF格式全文:

Text

PDF

The size of this document is 1,846 kilobytes. Although it may be a lengthier download, this is the most authoritative online format.

Open: Entire document

HTML

This offers the quickest access for ease of browsing. Please note that some scientific and mathematical characters may not render as precisely as in PDF versions.

Open Full Text



The screenshot shows a web browser displaying a SpringerLink article. The article title is "Elevated gastric lesions: virtual gastroscopy" by P. Carrascano, C. Capuñay, M. Ulla, E. M. López, R. Corti, and J. Carrascano. It is a pictorial essay published in "Abdominal Imaging" on November 20, 2005. The page includes an abstract, keywords, and a list of authors with their affiliations. The abstract discusses the use of multidetector computed tomography (MDCT) for virtual gastroscopy, highlighting its non-invasive nature and ability to detect elevated lesions in the stomach.

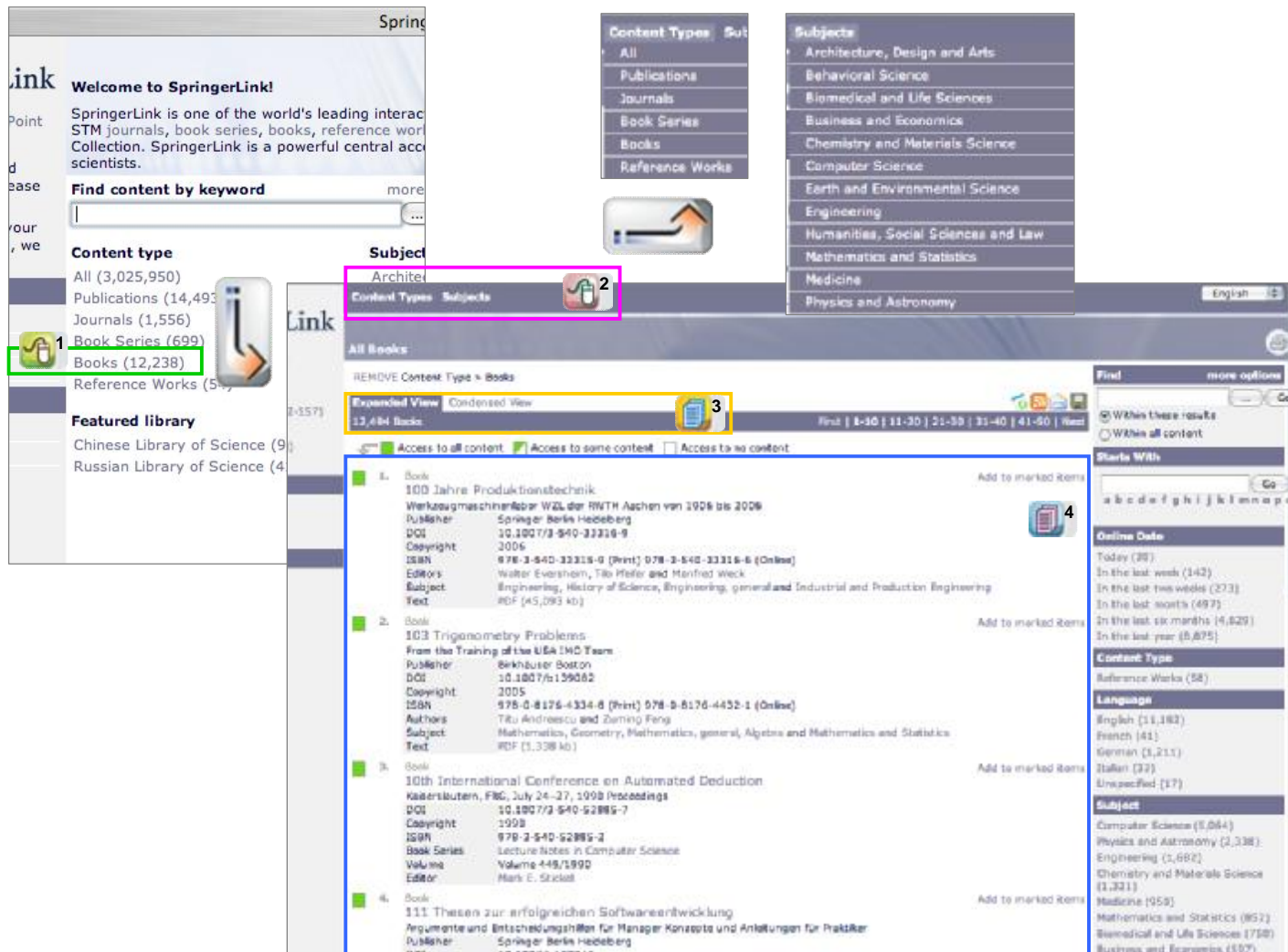
² HTML格式全文:

This screenshot shows the HTML version of the article page. It contains the same information as the PDF version, including the title, authors, abstract, and keywords. The abstract text is: "With the development of multidetector computed tomography and the improvement in the capabilities of workstation, the use of high-quality three-dimensional reconstructions and virtual images can be applied to organs other than the colon such as the stomach. As a noninvasive technique, virtual gastroscopy represents an alternative to conventional endoscopy for the detection of elevated lesions. Findings of this technique are illustrated." The keywords are: "Multidetector computed tomography - Virtual endoscopy - Three-dimensional computed tomography - Computer-aided diagnosis - Stomach".

返回目录页

4.2 浏览 - 图书

单击“图书(Books)”链接，即可浏览SpringerLink检索系统中所有的电子书。





The screenshot shows the SpringerLink homepage with several key elements highlighted by numbered callouts:


- 1**: A green box highlights the "Books (12,238)" link in the "Content type" sidebar.
- 2**: A pink box highlights the "Content Types" dropdown menu, which is open to show "Books" as the selected option.
- 3**: A yellow box highlights the "Expanded View" button in the search results header.
- 4**: A blue box highlights the detailed metadata for the first search result, including title, publisher, DOI, and subject.


The search results list includes:

- 1.** Book: 100 Jahre Produktions- und Werkzeugmaschinenbau WZL der RWTH Aachen von 1906 bis 2006. Publisher: Springer Berlin Heidelberg. DOI: 10.1007/978-3-540-33316-9. Copyright: 2006. ISBN: 978-3-540-33316-9 (Print); 978-3-540-33316-6 (Online). Editors: Walter Evershorn, Tillo Pfister and Manfred Weck. Subject: Engineering, History of Science, Engineering, general and Industrial and Production Engineering. Text: PDF (45,093 kb).
- 2.** Book: 103 Trigonometry Problems. From the Training of the USA IMO Team. Publisher: Birkhäuser Boston. DOI: 10.1007/s1159002. Copyright: 2005. ISBN: 978-0-8176-4334-8 (Print); 978-0-8176-4452-1 (Online). Authors: Titu Andreescu and Zuming Feng. Subject: Mathematics, Geometry, Mathematics, general, Algebra and Mathematics and Statistics. Text: PDF (1,338 kb).
- 3.** Book: 10th International Conference on Automated Deduction. Kaiserslautern, FRC, July 24-27, 1998. Proceedings. DOI: 10.1007/978-3-540-52895-7. Copyright: 1998. ISBN: 978-3-540-52895-7. Book Series: Lecture Notes in Computer Science. Volume: Volume 148/1998. Editor: Mark E. Stickel.
- 4.** Book: 111 Thesen zur erfolgreichen Softwareentwicklung. Argumente und Entscheidungshilfen für Manager, Konzepte und Anleitungen für Praktiker. Publisher: Springer Berlin Heidelberg.

 1 单击“图书(Books)”链接，浏览所有图书。

 2 单击“内容类型(Content Types)”或学科(Subjects)”链接，开始新的浏览

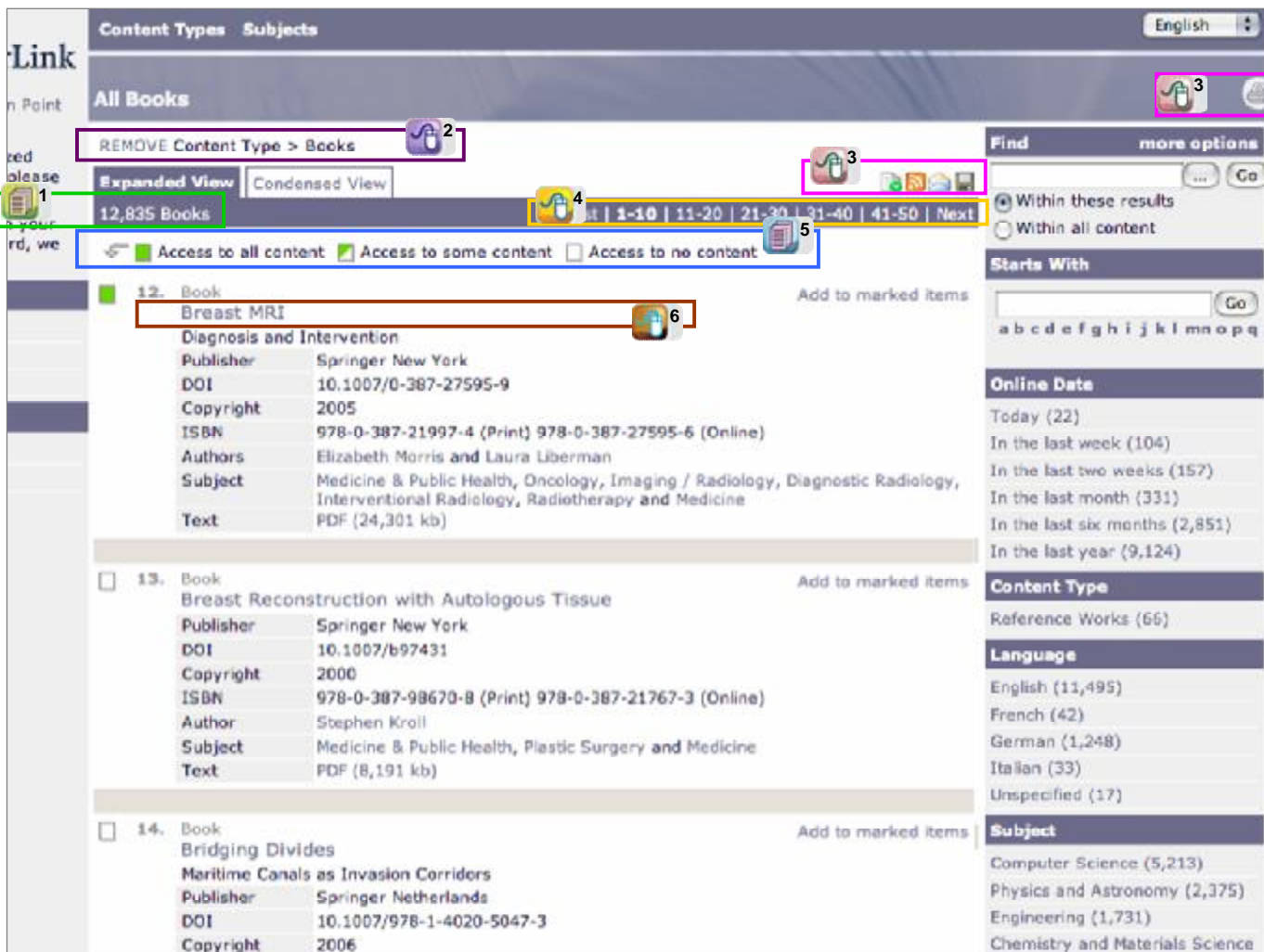
 3 系统提供2种检索结果的显示方式：
| 详细信息列表
| 简要信息列表

 4 按题名字顺浏览所有电子书。


返回目录页


4.2 浏览 – 图书


当“详细信息列表(Expanded View)”页面，可以看到图书的更详细的题录信息。




The screenshot displays the SpringerLink search results page in 'Expanded View'. The main content area lists books with their titles, publishers, DOIs, and subjects. The first book listed is 'Breast MRI' by Elizabeth Morris and Laura Liberman, published by Springer New York in 2005. The second book is 'Breast Reconstruction with Autologous Tissue' by Stephen Kroll, published by Springer New York in 2000. The third book is 'Bridging Divides: Maritime Canals as Invasion Corridors' by Springer Netherlands, published in 2006. The right sidebar provides filters for 'Find', 'Starts With', 'Online Date', 'Content Type', 'Language', and 'Subject'. The 'Find' filter shows options for 'Within these results' and 'Within all content'. The 'Starts With' filter shows a search box and a 'Go' button. The 'Online Date' filter shows options for 'Today (22)', 'In the last week (104)', 'In the last two weeks (157)', 'In the last month (331)', 'In the last six months (2,851)', and 'In the last year (9,124)'. The 'Content Type' filter shows 'Reference Works (66)'. The 'Language' filter shows 'English (11,495)', 'French (42)', 'German (1,248)', 'Italian (33)', and 'Unspecified (17)'. The 'Subject' filter shows 'Computer Science (5,213)', 'Physics and Astronomy (2,375)', 'Engineering (1,731)', and 'Chemistry and Materials Science'.

 1 检索到的图书总数


 2 返回到上一层类目
(如，所有内容类型资源的
字顺列表)。

 3 单击图标，选择对
应的操作：


 下载当前列表


 生成RSS代码


 Email当前列表

 保存当前列表

 打印当前列表

 4 转到下一页。

 5 全文获取权限图标，
显示您所在的机构对文章
全文的访问权限

 6 单击打开该电子书
及其所有章节。






[返回目录页](#)

4.2 浏览 – 图书

您可以利用页面右边的导航栏，进一步精检当前的检索。

Find	more options
<input type="text"/>	<input type="button" value="Go"/>
<input checked="" type="radio"/> Within these results	
<input type="radio"/> Within all content	
Starts With	<input type="button" value="Go"/>
<input type="text"/>	
a b c d e f g h i j k l m n o p q r	
Online Date	
Today (1)	
In the last week (4)	
In the last two weeks (4)	
In the last month (7)	
In the last six months (84)	
In the last year (672)	
Language	
English (39)	
Unspecified (670)	
Subject	
Physics and Astronomy (11)	
Engineering (10)	
Chemistry and Materials Science (10)	
Biomedical and Life Sciences (8)	
Computer Science (3)	
Earth and Environmental Science (2)	
Mathematics and Statistics (2)	
Publication	
Reviews of Physiology, Biochemistry and Pharmacology (3)	
Encyclopaedia of Mathematical Sciences (3)	
Information Science and Statistics (2)	

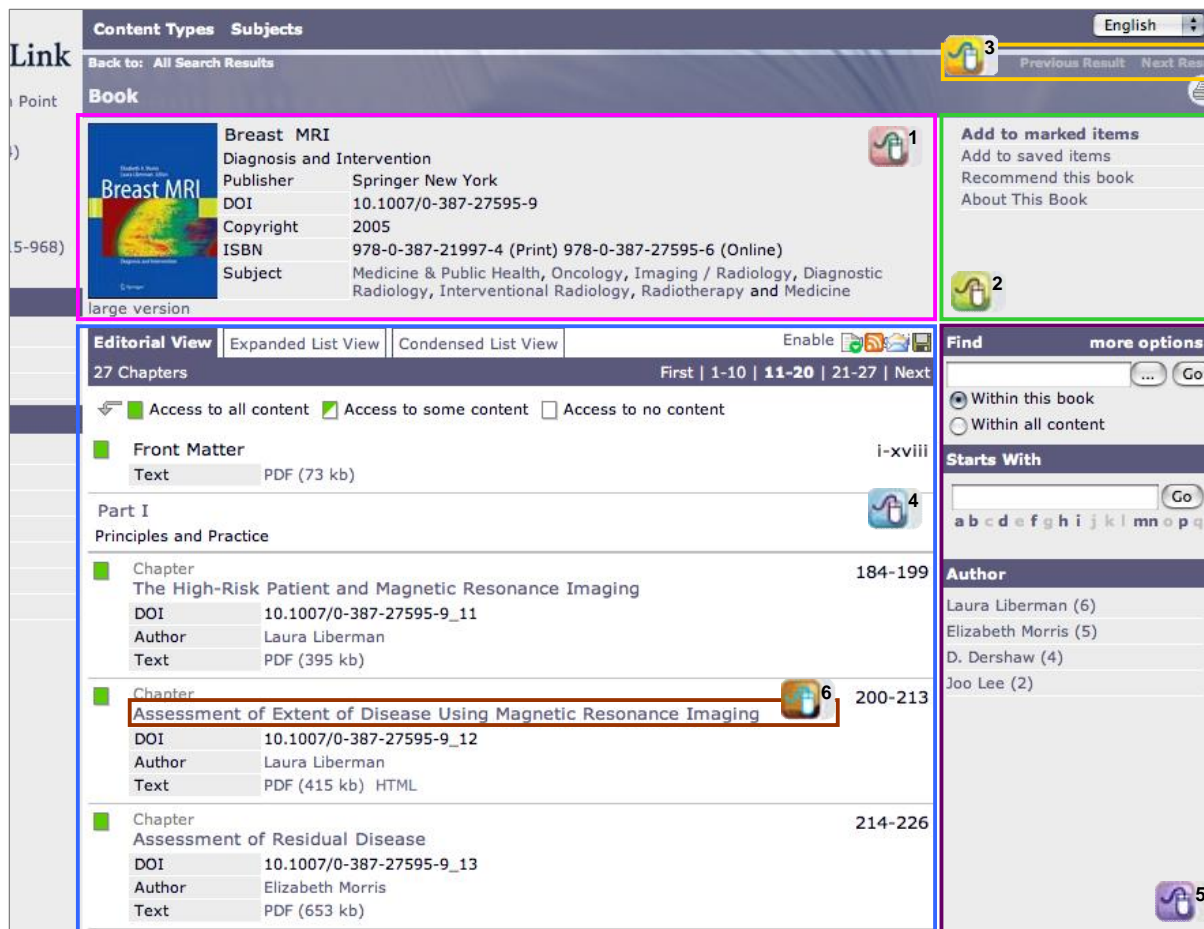
在页面左边所列的浏览或检索所得结果中进一步检索：

-  输入字母、字符，然后点击“开始(Go)”按钮，或直接点击字母、字符，即可浏览题名以该字母、字符为起始部分的图书。
-  查阅当前结果中不同入库时间 (Online Date)的图书。
-  查阅当前结果中不同语种(language)的图书。
-  按不同学科(Subject)，浏览当前结果中的图书。
-  按不同出版物 (Publication)或出处，浏览当前结果中的图书。

[返回目录页](#)


4.2.1 显示图书章节


单击检索结果列表中图书题名，您将可以看到“按章节”显示的图书。




The screenshot displays the SpringerLink interface for a book titled "Breast MRI". The interface is divided into several sections:


- Book Information:** Includes the title "Breast MRI", publisher "Springer New York", DOI "10.1007/0-387-27595-9", copyright "2005", ISBN "978-0-387-21997-4 (Print) 978-0-387-27595-6 (Online)", and subject "Medicine & Public Health, Oncology, Imaging / Radiology, Diagnostic Radiology, Interventional Radiology, Radiotherapy and Medicine".
- Chapter List:** Shows a list of chapters under "Part I Principles and Practice". The chapter "Assessment of Extent of Disease Using Magnetic Resonance Imaging" is highlighted with a red box and a magnifying glass icon (6).
- Navigation and Search:** Includes a "Find" search bar, "Starts With" alphabetical filter, and "Author" list.
- Access Options:** Radio buttons for "Within this book" (selected), "Within all content", and "Access to all content".


 1 图书的基本信息。

 2 使用个性化功能，获得该图书的其它信息。

 3 前一条或后一条结果（图书）。

 4 按“编辑信息 (Editorial View)” / “详细信息列表(Expanded List)” / “简要信息列表 (Condensed List)” 显示该图书的所有章节。


 5 导航条帮助您精简当前的检索。


 6 单击查阅该章节。


返回目录页

4.2.1 显示图书章节


单击图书的某一章节，您将可以看到该章节的相关信息和内容。


 1 该章节的基本信息。


 2 个性化功能。


 3 作者信息。


 4 文摘。

 5 作者联系方式。

 6 参考文献列表和链接，如：
CrossRef链接。

 7 多种检索功能(详情请见 [5.0 检索](#))。

 8 以RIS格式或文本文档格式
输出书目信息。

 9 查阅全文(详情请参见[4.2.2 显示全文](#))。



The screenshot displays the SpringerLink interface for a book chapter. The main content area is titled "Book Chapter" and shows the following details:

- Title:** Assessment of Extent of Disease Using Magnetic Resonance Imaging
- Book:** Breast MRI
- Publisher:** Springer New York
- DOI:** 10.1007/0-387-27595-9
- Copyright:** 2005
- ISBN:** 978-0-387-21997-4 (Print) 979-0-387-27595-6 (Online)
- Subject:** Medicine & Public Health, Oncology, Imaging / Radiology, Diagnostic Radiology, Interventional Radiology, Radiotherapy and Medicine
- Part:** Part I
- DOI:** 10.1007/0-387-27595-9_12
- Pages:** 200-213

Below the details, the author information is shown:

- Author:** Özgür Özsen¹
- Address:** (3) Breast Imaging Section, Department of Radiology, Memorial Sloan-Kettering Cancer Center, NY

The abstract section contains the following text:

Abstract
In this paper a method for detection of microcalcifications (MCCs), which appear at the beginning stages of breast cancer, is presented by using mathematical morphology. This method consists of four steps. At the first step the contrast of suspicious regions on the image is enhanced by contrast stretching. In the next step a morphological filtering process is applied by using six different structured elements (SEs). At the same step subtraction image is obtained by subtracting the filtered image from the original image. In the next step a black and white image is generated from this subtraction image by applying a threshold, which is calculated by using histogram. Finally, healthy regions are classified by refiltering black and white image using morphological opening. The proposed method tested on 17 mammograms and 82.2% success rate was observed.

The references section lists the following reference:

- Gribbestad IS, Nilsen G, Fjosene H, et al. Contrast-enhanced magnetic resonance imaging of the breast. *Oncologica* 1992;31:833-842.


返回目录页

4.2.2 显示图书全文

单击“整篇文献(Entire Document)” / “打开全文(Open Full Text)”链接，即可查阅PDF或HTML格式的图书全文。


 ¹ PDF格式的全文:

Text

PDF  ¹

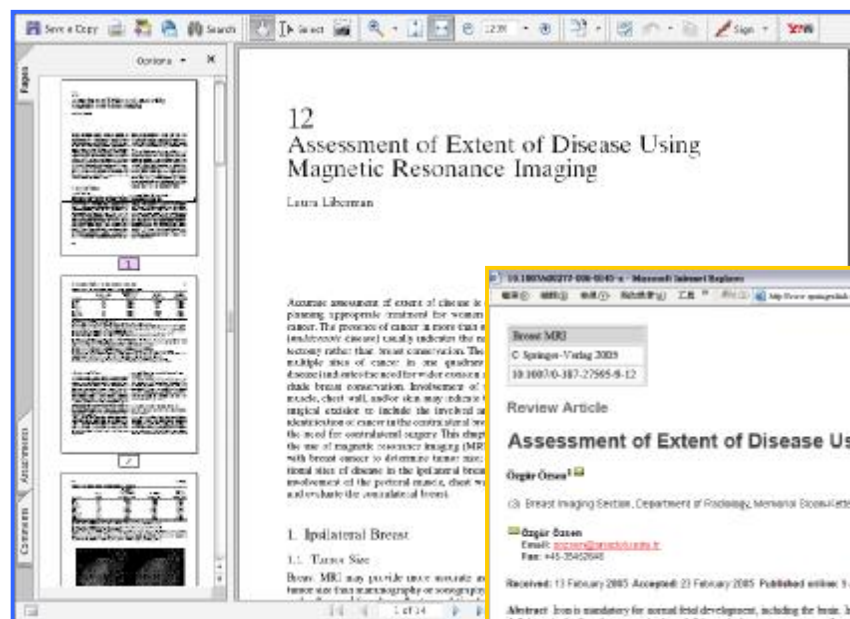
The size of this document is 522 kilobytes. Although it may be a lengthier download, this is the most authoritative online format.

Open: Entire document

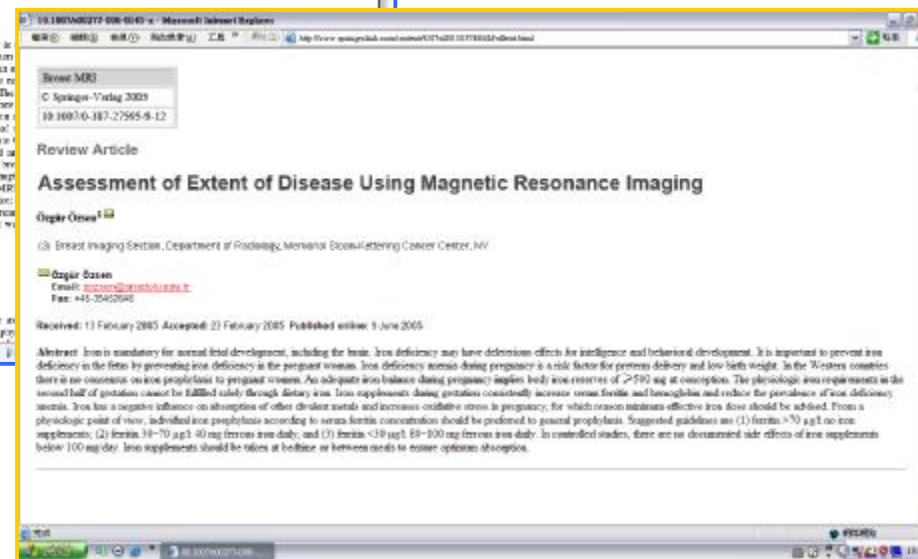
HTML  ²

This offers the quickest access for ease of browsing. Please note that some scientific and mathematical characters may not render as precisely as in PDF versions.

Open Full Text




 ² HTML格式的全文:




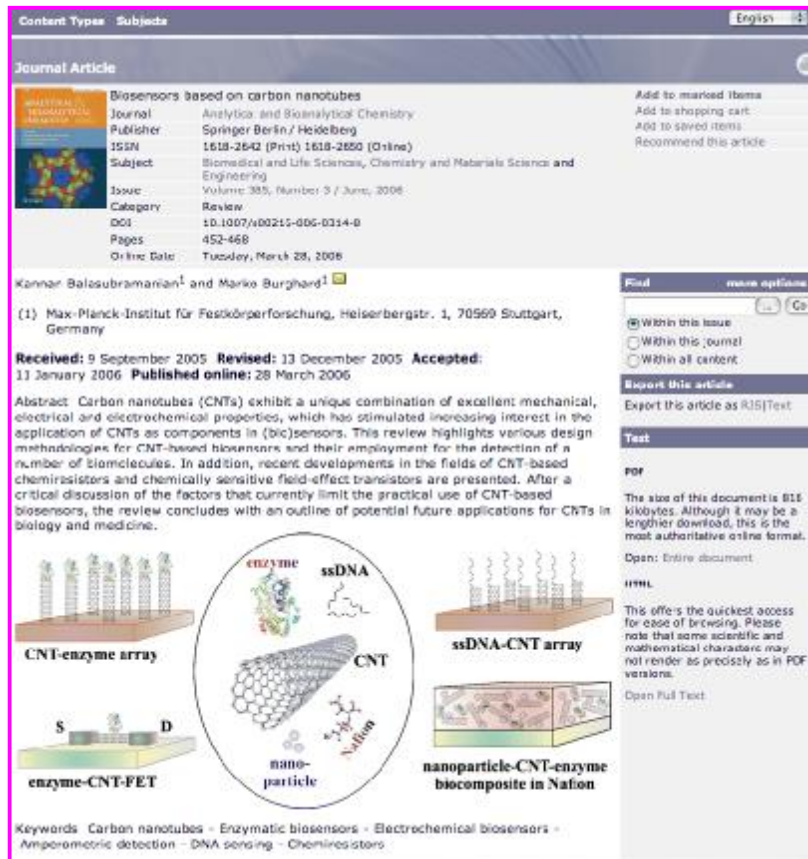
返回目录页

4.3 辅助读物

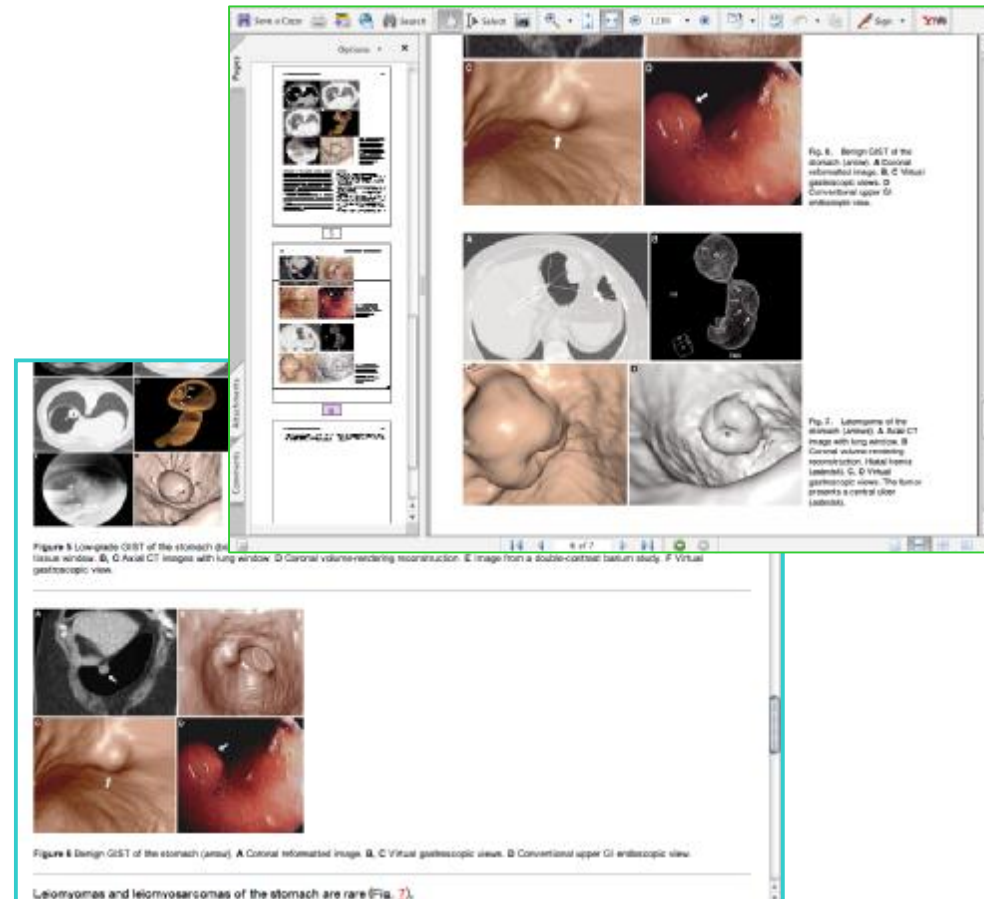
SpringerLink还提供图片摘要(graphical abstract)、图表(chart & graph)、图片文献(pictorial essay)和视频文献(video)等等辅助读物。

 PDF格式的图片文献


 1 图片摘要



The screenshot shows a SpringerLink article page. The main title is "Biosensors based on carbon nanotubes". The journal is "Analytical and Bioanalytical Chemistry". The publisher is "Springer Berlin / Heidelberg". The ISSN is "1618-2642 (Print) 1618-2650 (Online)". The subject is "Biomedical and Life Sciences, Chemistry and Materials Science and Engineering". The issue is "Volume 385, Number 3 / June, 2006". The category is "Review". The DOI is "10.1007/s00215-005-0314-0". The pages are "452-468". The online date is "Tuesday, March 28, 2006". The authors are "Kannan Balasubramanian¹ and Marco Burghard¹". The address is "(1) Max-Planck-Institut für Festkörperforschung, Heisenbergstr. 1, 70569 Stuttgart, Germany". The article was received on 9 September 2005, revised on 13 December 2005, and accepted on 11 January 2006. It was published online on 28 March 2006. The abstract discusses the unique properties of carbon nanotubes (CNTs) and their application in biosensors. The graphical abstract shows four types of biosensors: CNT-enzyme array, enzyme-CNT-FET, ssDNA-CNT array, and nanoparticle-CNT-enzyme biocomposite in Nanion. The keywords are "Carbon nanotubes - Enzymatic biosensors - Electrochemical biosensors - Amperometric detection - DNA sensing - Chemiluminescence".



The screenshot shows a SpringerLink article page for "Benign GIST of the stomach". The page features a grid of images: A (Coronal reformatted image), B (Virtual gastroscopic views), C (Conventional upper GI endoscopic view), D (Low-grade GIST of the stomach), E (Axial CT image with lung window), F (Virtual gastroscopic view), G (Coronal volume-rendering reconstruction), H (Image from a double-contrast barium study), and I (Virtual gastroscopic view). The article title is "Benign GIST of the stomach (case report)". The authors are "Kannan Balasubramanian¹ and Marco Burghard¹". The article was received on 9 September 2005, revised on 13 December 2005, and accepted on 11 January 2006. It was published online on 28 March 2006. The abstract discusses the unique properties of carbon nanotubes (CNTs) and their application in biosensors. The keywords are "Carbon nanotubes - Enzymatic biosensors - Electrochemical biosensors - Amperometric detection - DNA sensing - Chemiluminescence".

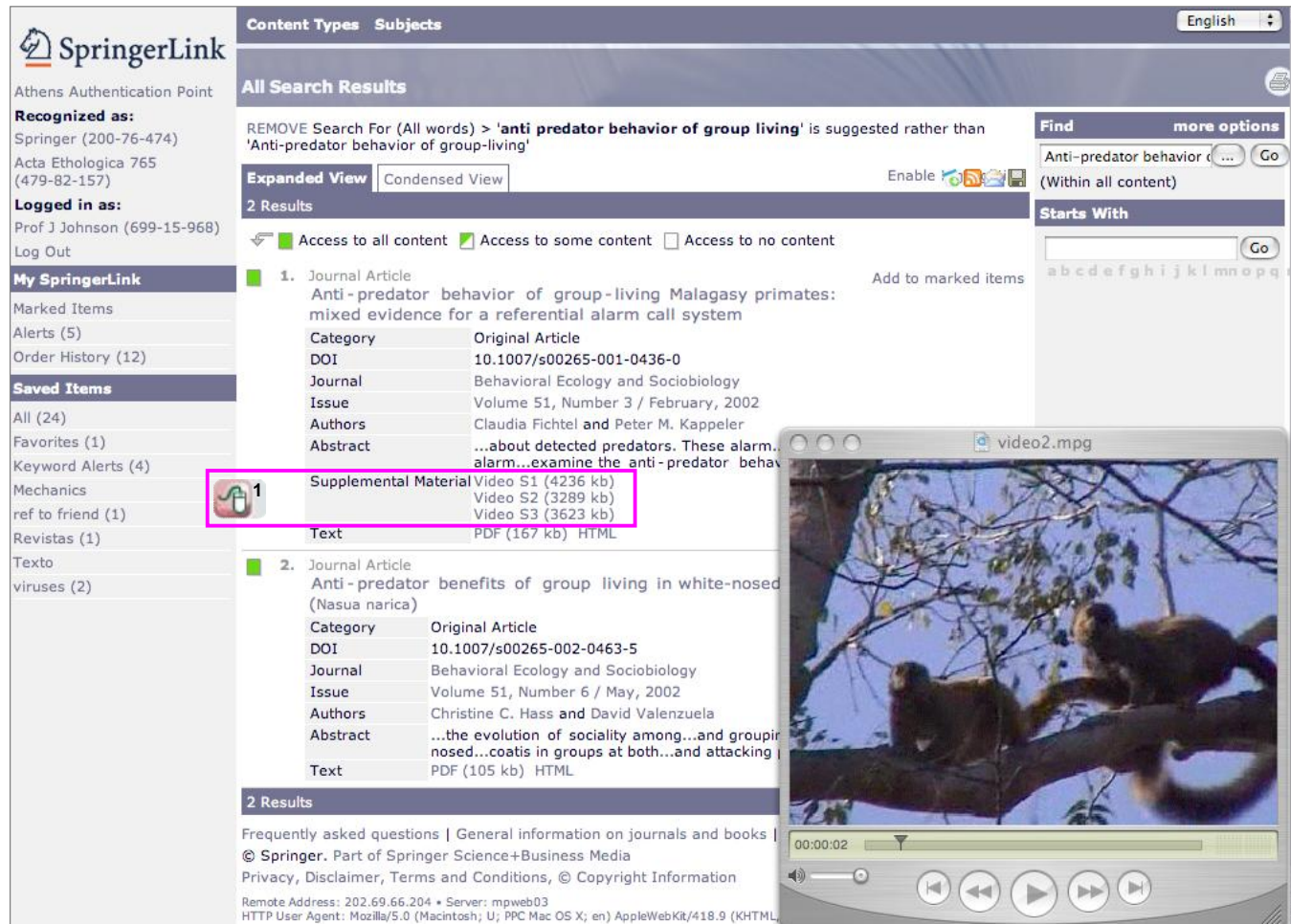
 3 HTML格式的图片文献

返回目录页

4.3 辅助资源

SpringerLink还提供图片摘要(graphical abstract)、图表(chart & graph)、图片文献(pictorial essay)和视频文献(video)等等辅助资源。

 1 视频文献



The screenshot displays the SpringerLink search results interface. The search query is "Anti-predator behavior of group living". The results list two journal articles and supplemental materials. A video player window titled "video2.mpg" is overlaid on the right side of the page, showing a video of monkeys in a tree. The video player has a progress bar at 00:00:02 and standard playback controls.


SpringerLink
Athens Authentication Point
Recognized as:
Springer (200-76-474)
Acta Ethologica 765 (479-82-157)
Logged in as:
Prof J Johnson (699-15-968)
Log Out

My SpringerLink
Marked Items
Alerts (5)
Order History (12)
Saved Items
All (24)
Favorites (1)
Keyword Alerts (4)
Mechanics
ref to friend (1)
Revistas (1)
Texto
viruses (2)

Content Types **Subjects** English

All Search Results


REMOVE Search For (All words) > 'anti predator behavior of group living' is suggested rather than 'Anti-predator behavior of group-living'

Expanded View Condensed View Enable 

2 Results

Access to all content Access to some content Access to no content

1. Journal Article
Anti-predator behavior of group-living Malagasy primates: mixed evidence for a referential alarm call system
Category Original Article
DOI 10.1007/s00265-001-0436-0
Journal Behavioral Ecology and Sociobiology
Issue Volume 51, Number 3 / February, 2002
Authors Claudia Fichtel and Peter M. Kappeler
Abstract ...about detected predators. These alarm... alarm...examine the anti-predator behav

Supplemental Material  1
Video S1 (4236 kb)
Video S2 (3289 kb)
Video S3 (3623 kb)
Text PDF (167 kb) HTML

2. Journal Article
Anti-predator benefits of group living in white-nosed (Nasua narica)
Category Original Article
DOI 10.1007/s00265-002-0463-5
Journal Behavioral Ecology and Sociobiology
Issue Volume 51, Number 6 / May, 2002
Authors Christine C. Hass and David Valenzuela
Abstract ...the evolution of sociality among...and groupin nosed...coatis in groups at both...and attacking p
Text PDF (105 kb) HTML

2 Results

Frequently asked questions | General information on journals and books |
© Springer. Part of Springer Science+Business Media
Privacy, Disclaimer, Terms and Conditions, © Copyright Information
Remote Address: 202.69.66.204 • Server: mpweb03
HTTP User Agent: Mozilla/5.0 (Macintosh; U; PPC Mac OS X; en) AppleWebKit/418.9 (KHTML

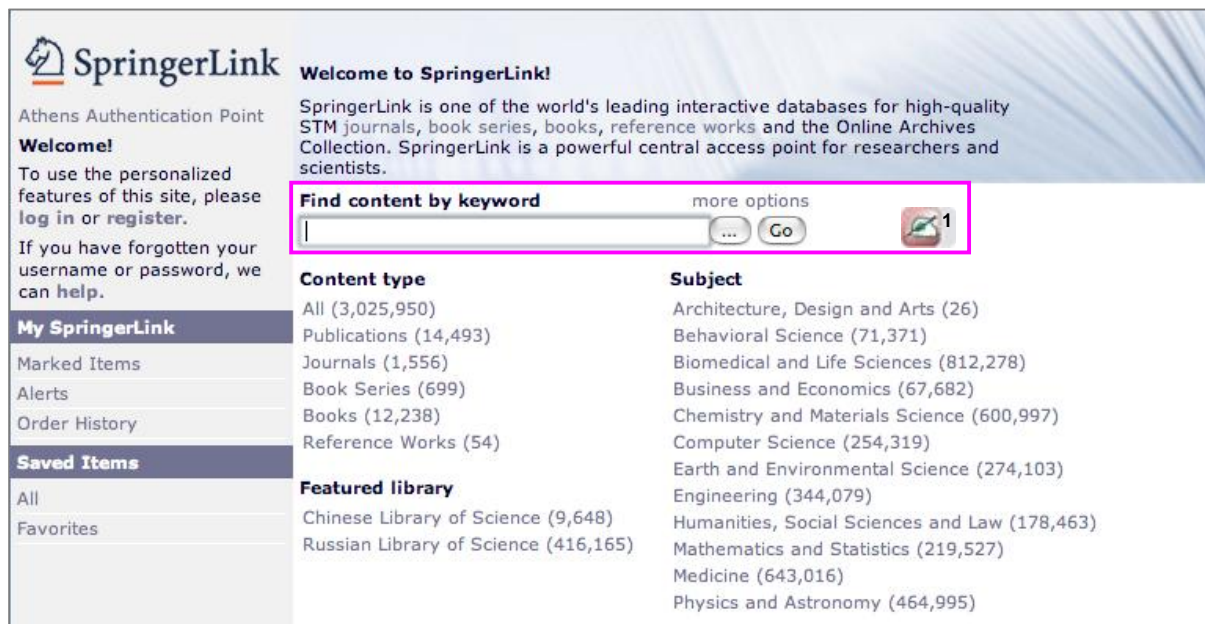
Find more options
Anti-predator behavior of group living (Within all content) Go
Starts With
Go
abcdefghijklmnopqrstuvwxyz

video2.mpg
00:00:02
Play, Stop, Previous, Next, Full Screen, Volume, Mute, Repeat, Shuffle

返回目录页

5.0 检索

利用SpringerLink数据库主界面右上部分的检索词输入框，可以输入关键词，进行检索。



Welcome to SpringerLink!
SpringerLink is one of the world's leading interactive databases for high-quality STM journals, book series, books, reference works and the Online Archives Collection. SpringerLink is a powerful central access point for researchers and scientists.


Find content by keyword more options


Content type

- All (3,025,950)
- Publications (14,493)
- Journals (1,556)
- Book Series (699)
- Books (12,238)
- Reference Works (54)

Subject

- Architecture, Design and Arts (26)
- Behavioral Science (71,371)
- Biomedical and Life Sciences (812,278)
- Business and Economics (67,682)
- Chemistry and Materials Science (600,997)
- Computer Science (254,319)
- Earth and Environmental Science (274,103)
- Engineering (344,079)
- Humanities, Social Sciences and Law (178,463)
- Mathematics and Statistics (219,527)
- Medicine (643,016)
- Physics and Astronomy (464,995)

 1 在此处输入检索词，开始检索。

 2 您也可以：在每个页面的“查找(Find Box)”输入框中，输入关键词，进行检索。



All Search Results

REMOVE Search For (All words) > abdominal

Expanded View Condensed View

14,244 Results First | 1-10 | 11-20 | 21-30 | 31-40 | 41-50 | Next

Find more options

abdominal (Within all content)

Starts With

ab c d e f g h i j k l m n o p q r

[返回目录页](#)

5.1 关键词检索

系统默认将检索结果按照相关度排列。

The screenshot displays the SpringerLink search results page for the keyword 'abdominal'. The search bar at the top shows 'abdominal' with a 'Go' button. The results are listed in 'Expanded View', showing 14,244 results. The first three results are highlighted with numbered callouts:

- 1:** Book Chapter: Abdominal Pain. DOI: 10.1007/0-387-28310-2_21. Authors: Albert Frankel and Susannah Wise.
- 2:** Journal Article: Abdominal scintigraphy using ^{99m}Tc-HMPAO-labelled leucocytes in patients with seronegative spondylarthropathies without clinical evidence of inflammatory bowel disease. DOI: 10.1007/8F00837621. Authors: I. C. Alonso, F. J. Lopez-Longo, J. L. Lampreave, C. M. González, O. Vegazo, L. Carreño and I. Almoquera.
- 3:** Journal Article: Multiple injuries: Coma and abdominal injury. DOI: 10.1007/8F01790622. Authors: Th. Disselbeck, W. Käning, K. E. Richard and R. A. Frowein.

The right sidebar contains filters for 'Find', 'Publication Status', 'Online Date', 'Content Type', 'Language', and 'Subject'. The 'Find' filter shows 'abdominal' with a 'Go' button. The 'Publication Status' filter shows 'OnlineFirst™ (296)', 'In Publication (13,948)', and 'In the last week (16)'. The 'Content Type' filter shows 'Books (2)', 'Book Chapters (234)', 'Journal Articles (14,007)', and 'Journals (1)'. The 'Language' filter shows 'English (13,771)' and 'German (473)'. The 'Subject' filter shows 'Medicine (12,830)', 'Biomedical and Life Sciences (1,742)', and 'Earth and Environmental Science (353)'.

1 输入关键词，点击“开始(Go)。”

2 列出检索结果的总数，所有检索结果按照相关度，以“详细信息列表(Expanded View)”/“简要信息列表(Condensed View)”两种方式列出。

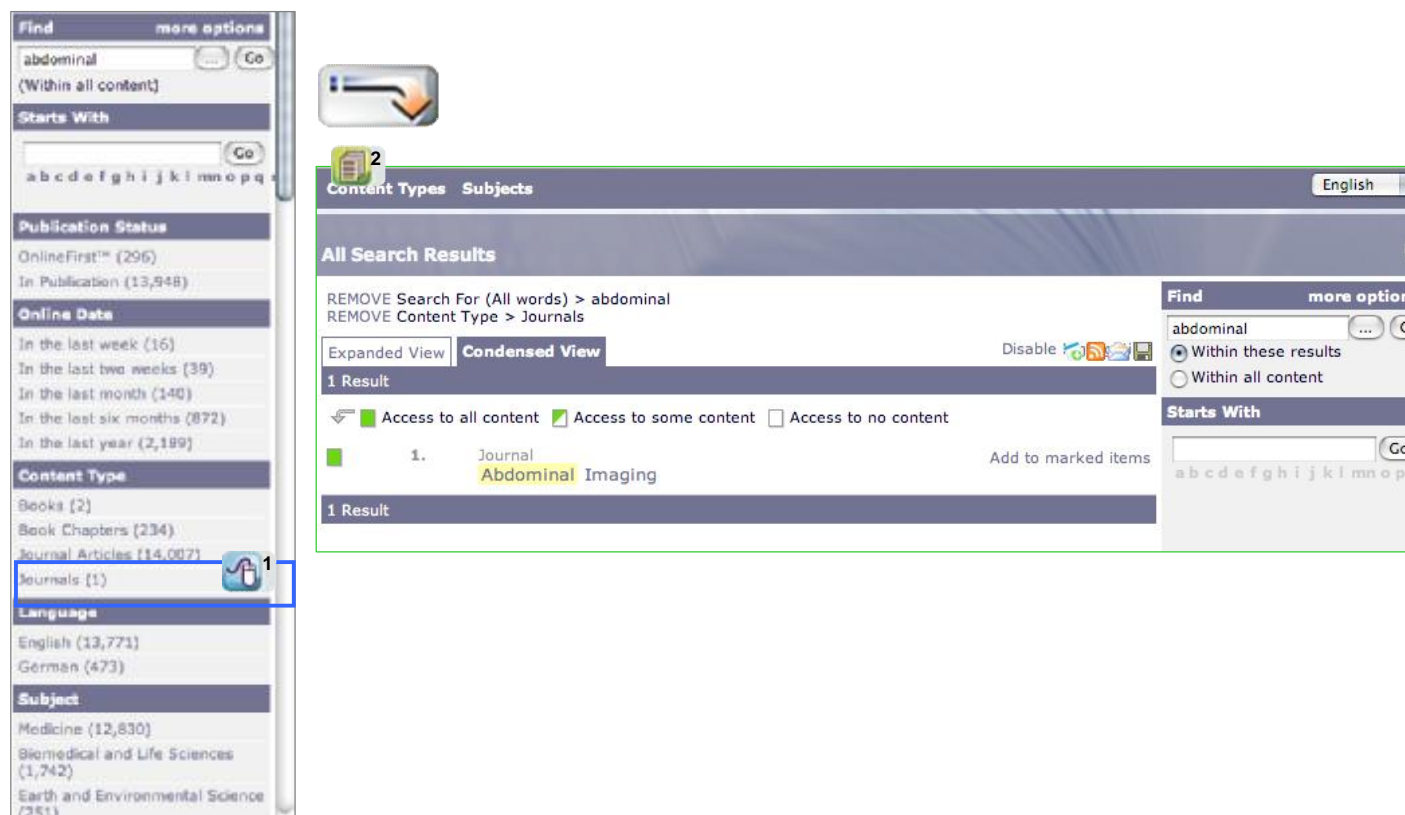
3 您所输入的检索词(关键词)被高亮显示。

4 您可以在导航栏的帮助下，精简当前的检索。


返回目录页

5.1 关键词检索

您可以在导航栏的帮助下，精检当前的检索结果。



The screenshot shows the SpringerLink search interface. On the left is a sidebar with filters: Find (abdominal), Starts With, Publication Status (OnlineFirst: 296, In Publication: 13,948), Online Data (In the last week: 16, In the last two weeks: 39, In the last months: 140, In the last six months: 872, In the last year: 2,199), Content Type (Books: 2, Book Chapters: 234, Journal Articles: 14,007, Journals: 1), Language (English: 13,771, German: 473), and Subject (Medicine: 12,830, Biomedical and Life Sciences: 1,742, Earth and Environmental Science: 751). The 'Journals' filter is highlighted with a blue box and a red '1' icon. The main search results area shows 'All Search Results' for 'abdominal' with 'Content Type > Journals' selected. It displays '1 Result' in 'Condensed View' for 'Journal Abdominal Imaging'. A red '2' icon points to the 'Condensed View' button. A smaller inset window on the right shows the search filters again, with 'Within these results' selected and 'Journals' highlighted in the 'Content Type' section.

 单击某一类目，对当前检索结果中进行精检。如：单击“期刊(Journals)”链接，将检索结果的内容类型进一步限定为期刊文献。

 列出检索结果的总数，所有检索结果按照相关性，以“详细信息列表(Expanded View)”/“简要信息列表(Condensed View)”两种方式列出。

返回目录页

5.1 关键词检索

您可以利用导航栏，精简当前的检索。



The screenshot shows the search filter interface with the following sections and callouts:

- Find** (1): Search input field with "more options", "Go", and radio buttons for "Within these results" (selected) and "Within all content".
- Starts With** (2): Input field with a "Go" button and a keyboard layout below.
- Online Date** (3): List of time intervals: "In the last week (6)", "In the last two weeks (6)", "In the last month (12)", "In the last six months (47)", "In the last year (167)".
- Language** (4): List of languages: "English (1,481)", "German (82)".
- Subject** (5): List of subjects: "Biomedical and Life Sciences (284)", "Medicine (273)", "Humanities, Social Sciences and Law (272)", "Engineering (176)".
- Publication** (6): List of publication types: "Environmental Geology (1)", "Pediatric Radiology (1)", "Marine Biology (1)", "Naunyn-Schmiedeberg's Archives of Pharmacology (1)", "Experimental Brain Research (1)".
- Publication Status** (7): List of statuses: "OnlineFirst™ (16)", "In Publication (92)".
- Copyright** (8): List of years: "2006 (33)", "2005 (25)", "2004 (27)", "2003 (23)".
- Author** (9): List of authors: "Silvano Martello (7)", "Denis Bouyssou (5)", "Frank Plastria (5)", "Michel Gendreau (3)", "Pierre Hansen (2)", "Andrea Lodi (2)", "Pietro Belotti (2)", "Cyriel Van Nuffelen (2)", "Aristide Mingozzi (2)", "Francesco Maffioli (2)".
- Article Category** (10): List of categories: "Regular Paper (14)", "PhD Thesis (8)", "PhD thesis (6)", "OriginalPaper (5)", "Regular paper (4)", "Industry (3)", "Regular (3)".

在左边的检索结果列表中进一步精简检索:

-  输入检索词，选择在“当前检索结果中二次检索(within these results)”，或者“在所有内容重新检索(within all content)”。
-  输入字母、字符，点击“开始(Go)”按钮，或直接点击字母、字符，查阅当前结果中题名以该字母、字符为起始部分的记录。
-  查阅当前结果中不同入库时间(Online Date)的记录。
-  查阅当前结果中不同语种(language)的记录。
-  按不同学科(Subject)，浏览当前结果中的记录。
-  按不同出版物 (Publication)或出处，浏览当前结果中的记录。
-  查阅当前结果中不同出版状态(Publication Status)的文献：
OnlineFirst™: 出版发行前预先在线发行；
In Publication: 已出版发行。
-  按不同出版年份(Copyright)，浏览当前结果中的记录。
-  按不同作者(Author)，浏览当前结果中的记录。
-  按不同文献类型(Article Category)，浏览当前结果中的记录。

[返回目录页](#)

5.1.1 检索表达式构建对话框

使用检索表达式构建对话框  ，可以精确您的检索。

Find content by keyword [more options](#)



au:(Laura) And ti:(Breast) 

Query Builder

Title (ti)	And	Design and Arts (30)
Summary (su)	Or	Science (73,733)
Author (au)	Not	Biomedical Life Sciences (819,030)
ISSN (issn)	(Economics (69,159)
ISBN (isbn))	Engineering and Materials Science (568,937)
DOI (doi)	* (wildcard)	Life Science (266,048)

Featured library


- Chinese Library of Science (10,468)
- Russian Library of Science (425,995)
- Earth and Environmental Science (284,456)
- Engineering (352,980)
- Humanities, Social Sciences and Law (181,401)
- Mathematics and Statistics (244,469)

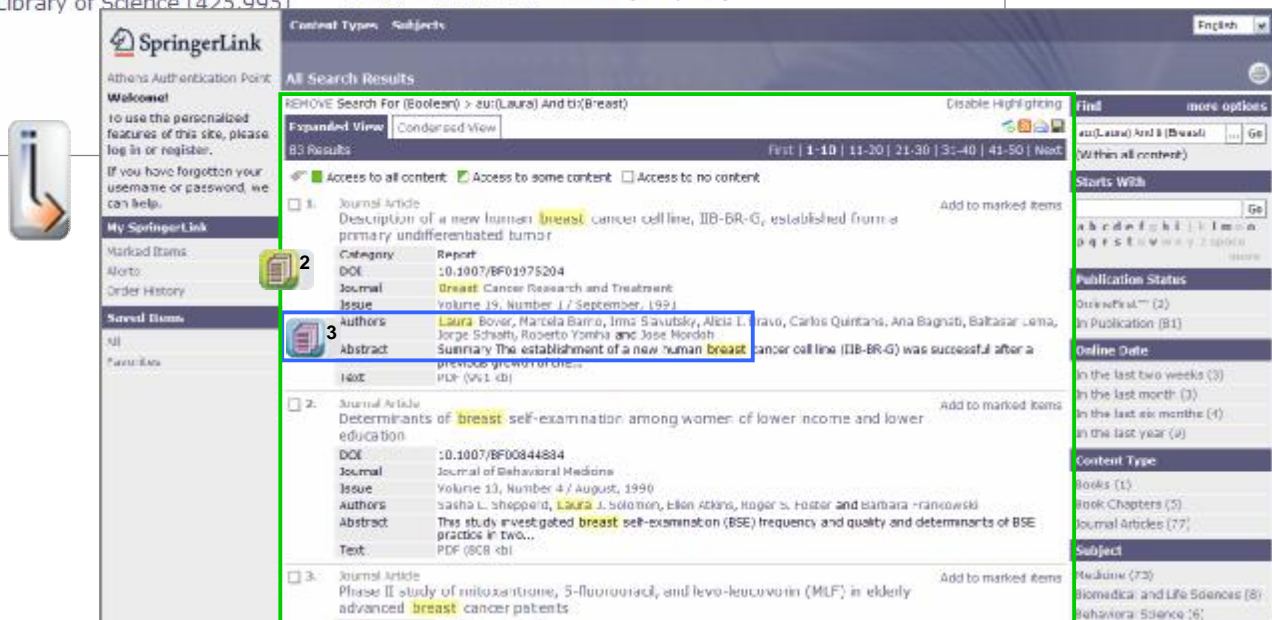
 1 单击图标  开

启检索表达式构建对话框。使用对话框构建您的检索表达式，点击“开始(Go)”按钮，开始检索。

例如：利用对话框中的表达式，将检索到作者名为‘Laura’，并且文献题名中包含‘breast’的结果。

 2 列出检索结果的总数，所有检索结果按照相关性，以“详细信息列表(Expanded View)”/“简要信息列表(Condensed View)”两种方式列出。

 3 您输入的检索词(keyword)被高亮显示。




The screenshot shows the SpringerLink search results page for the query 'au:(Laura) And ti:(Breast)'. The page displays 83 results. The first result is a journal article titled 'Description of a new human breast cancer cell line, IIB-BR-G, established from a primary undifferentiated tumor'. The authors listed are Laura Boyer, Marcela Barro, Irma Savitsky, Alicia L. Bravo, Carlos Quintana, Ana Bagnoli, Baltasar Lima, Jorge Schacht, Roberto Yonha, and Jose Nordli. The abstract states: 'Summary The establishment of a new human breast cancer cell line (IIB-BR-G) was successful after a previous growth failure...'. The second result is a journal article titled 'Determinants of breast self-examination among women of lower income and lower education', published in the Journal of Behavioral Medicine, Volume 13, Number 4, August, 1990. The authors listed are Sasha L. Sheppard, Laura J. Solomon, Ellen Atkins, Roger S. Hoster, and Barbara Francowski. The abstract states: 'This study investigated breast self-examination (BSE) frequency and quality and determinants of BSE practices in two...'. The third result is a journal article titled 'Phase II study of mitoxantrone, 5-fluorouracil, and levo-leucovorin (MLF) in elderly advanced breast cancer patients'.


[返回目录页](#)

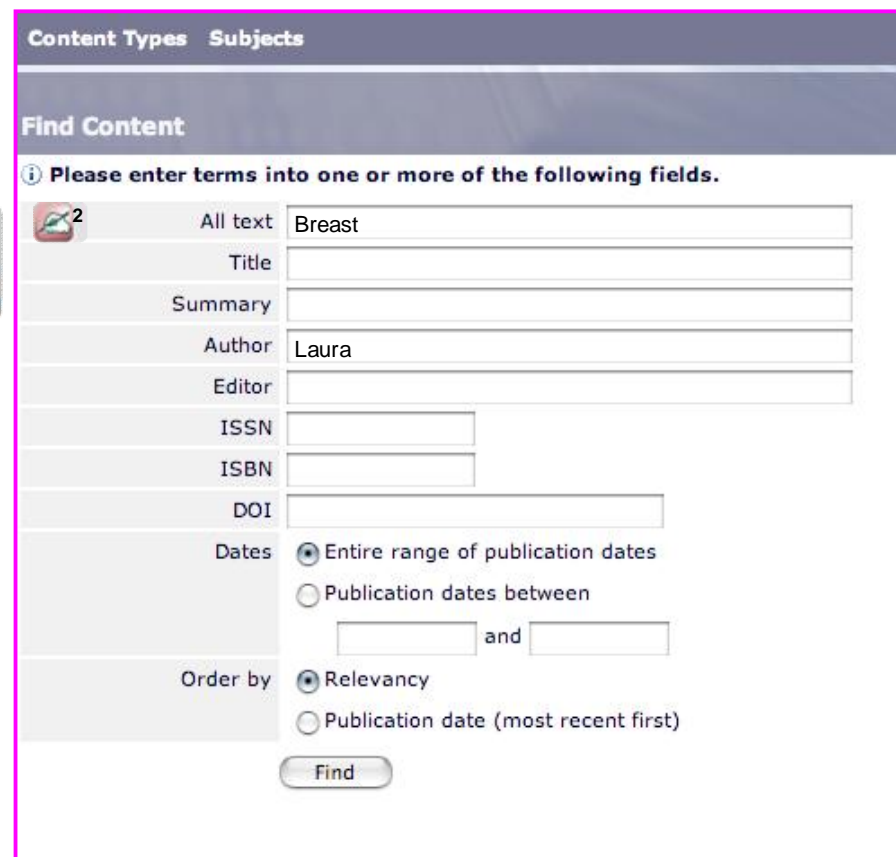
5.2 高级检索(More Options)

单击“高级检索(More Options)”链接，进行较为精确的检索。



 单击“高级检索
(More Options)”链接，打
开高级检索界面。

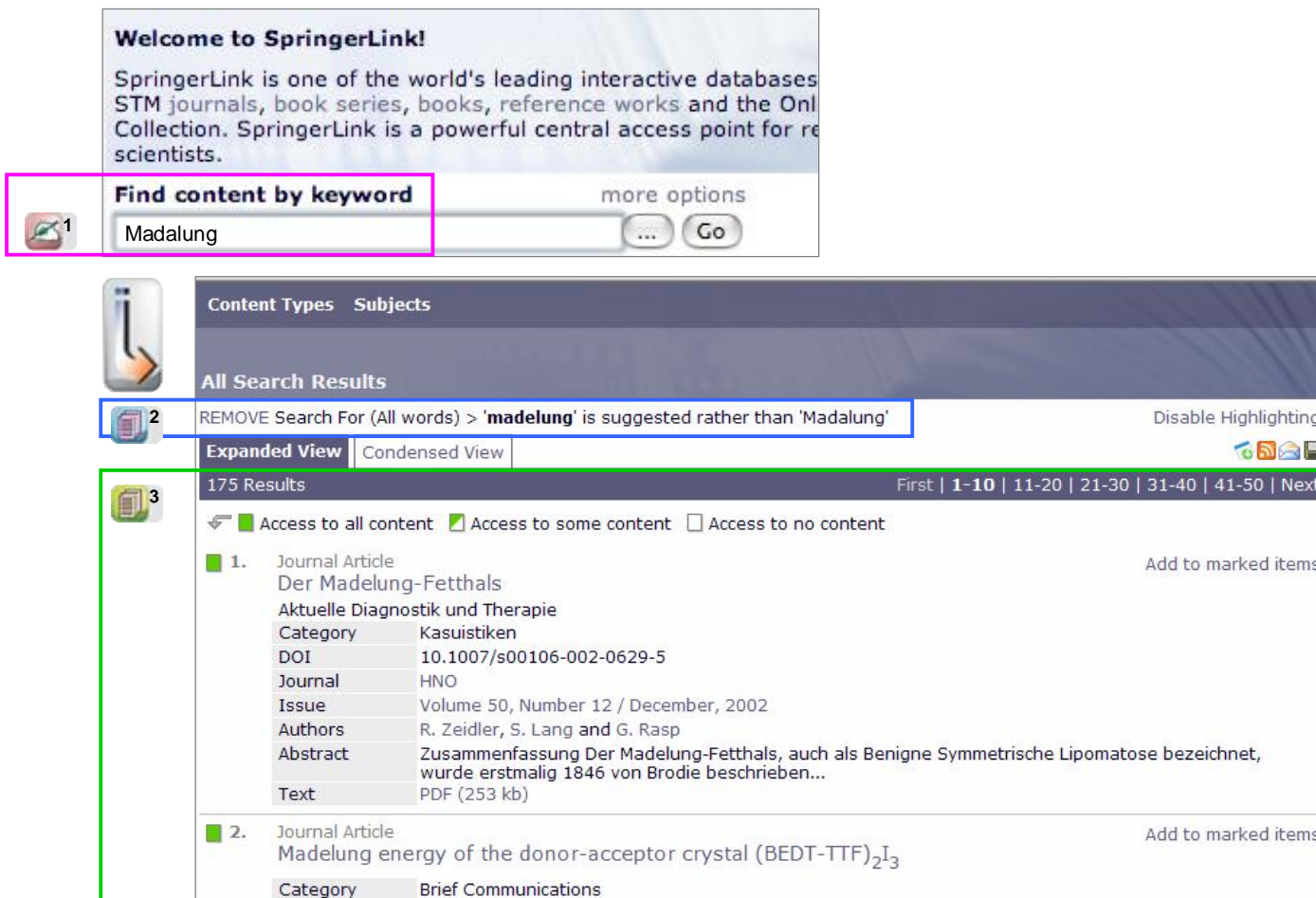
 在一个或多个检索
框中输入检索词或词组，
然后单击“查找(Find)”按
钮，开始检索。



[返回目录页](#)

5.3 自动拼写检查

SpringerLink 检索系统可以自动纠正您的拼写错误：如果您所输入的检索词拼写有误，系统将给出一个正确的拼写建议，同时，列出利用修正后的检索词检索而得的结果。



The screenshot shows the SpringerLink search interface. At the top, there is a search bar with the text "Find content by keyword" and a "more options" link. The search input field contains "Madalung" and a "Go" button. A red box highlights the search input field, with a red arrow pointing to it from the text "1" in the legend. Below the search bar, there is a "Welcome to SpringerLink!" message. The search results are displayed in an "Expanded View" format. The search results list shows 175 results. The first result is a Journal Article titled "Der Madelung-Fetthals" with a DOI of 10.1007/s00106-002-0629-5. The second result is a Journal Article titled "Madelung energy of the donor-acceptor crystal (BEDT-TTF)₂I₃". A red box highlights the search results list, with a red arrow pointing to it from the text "3" in the legend. A red box also highlights the search results list header, with a red arrow pointing to it from the text "2" in the legend.

1 Find content by keyword more options
Madalung ... Go

Content Types Subjects

All Search Results

2 REMOVE Search For (All words) > 'madelung' is suggested rather than 'Madalung' Disable Highlighting


Expanded View Condensed View

3 175 Results First | 1-10 | 11-20 | 21-30 | 31-40 | 41-50 | Next


Access to all content Access to some content Access to no content

1. Journal Article Add to marked items
Der Madelung-Fetthals
Aktuelle Diagnostik und Therapie
Category Kasuistiken
DOI 10.1007/s00106-002-0629-5
Journal HNO
Issue Volume 50, Number 12 / December, 2002
Authors R. Zeidler, S. Lang and G. Rasp
Abstract Zusammenfassung Der Madelung-Fetthals, auch als Benigne Symmetrische Lipomatose bezeichnet, wurde erstmalig 1846 von Brodie beschrieben...
Text PDF (253 kb)


2. Journal Article Add to marked items
Madelung energy of the donor-acceptor crystal (BEDT-TTF)₂I₃
Category Brief Communications

 1 检索词输入错误。

.....

 2 系统给出检索词的正确拼写建议。

.....

 3 利用修正后的检索词检索而得的结果列表。

.....

[返回目录页](#)


5.3 自动拼写检查


在导航栏中，列出了更多的拼写建议。



The screenshot shows a search result for 'madelung' on SpringerLink. A green box highlights a message: "REMOVE Search For (All words) > 'madelung' is suggested rather than 'Madalung'". To the right, an 'Author' dropdown menu is open, listing authors such as E. Madelung (17), O. Madelung (7), C. Mahr (4), etc. A blue box highlights the 'E. Madelung (17)' entry. Below the search results, two items are listed with their titles and metadata.

Content Types	Subjects
All Search Results	
REMOVE Search For (All words) > 'madelung' is suggested rather than 'Madalung'	
REMOVE Author > E. Madelung	
Expanded View Condensed View	
19 Results	
<input checked="" type="checkbox"/> Access to all content <input checked="" type="checkbox"/> Access to some content <input type="checkbox"/> Access to no content	
1. Journal Article	Add to marked items
Untersuchungen an Radiometern III	
Notiz zur Radiometertheorie von E. Einstein	
DOI	10.1007/BF01328270
Journal	Zeitschrift für Physik A Hadrons and Nuclei
Issue	Volume 21, Number 1 / December, 1924
Authors	Walther Gerlach and E. Madelung
Text	PDF (220 kb)
2. Journal Article	Add to marked items
Geschehen, Beobachten und Messen im Formalismus der Wellenmechanik	
DOI	10.1007/BF01330433
Journal	Zeitschrift für Physik A Hadrons and Nuclei
Issue	Volume 62, Numbers 11-12 / November, 1930
Author	E. Madelung
Text	PDF (251 kb)

 1 该检索词应该是作者姓名。单击，将列出著者为该作者的文献列表。

 2 单击“去除 (Remove)”链接，返回到上一层列表。

返回目录页

6.0 参考文献链接 - 被引用的参考文献链接

SpringerLink通过超链接的方式，在数据库中的所有文献之间建立了内部关联，以便于用户便捷地获取资源。并且，SpringerLink也为用户提供了直接或间接的方式，以链接到许多其它合作机构的资源。

49. Slanetz PJ, Edmister WB, Yeh ED, et al. Occult contralateral breast cancer incidentally detected by breast magnetic resonance imaging. *Breast* 2003;12:148.

50. Lee SG, Orel SG, Woo JI, et al. MR imaging screening of the contralateral breasts in newly diagnosed breast cancer: preliminary results. *Radiology* 2003;226:773-778.



51. Cody HS. Routine contralateral breast biopsy: helpful or irrelevant? *Am Surg* 1997;25:370-376.


52. Montgomery LL, Tran KN, Heelan MC, et al. Issues of regret in women with contralateral prophylactic mastectomies. *Ann Surg Oncol*. 1999;6:546-551.

53. Rosen PP. Invasive lobular carcinoma. In: Rosen PP, ed. *Rosen's Breast and Bowel Diseases*. Philadelphia: Lippincott-Raven; 1997:545-565.



The screenshot displays the SpringerLink search results page for the article by Montgomery et al. (1999). The interface includes a search bar, navigation tabs (Home, Search, My Account, etc.), and a list of search results. The selected result is highlighted, showing the article title, authors, journal information, and abstract. Below the search results, there are links to related resources like PubMed and ChemPort. A 'Return to Table of Contents' button is visible at the bottom right of the screenshot area.

 单击后，链接到其他相关资源。

6.0 参考文献链接 – CrossRef链接

SpringerLink通过超链接的方式，在数据库中的所有文献之间建立了内部关联，以便于用户便捷地获取资源。利用CrossRef链接，用户可以直接链接到许多其它合作机构的资源。

49. Slanetz PJ, Edmister WB, Yeh ED, et al. Occult contralateral breast cancer incidentally detected by breast magnetic resonance imaging. *Breast*. 2003;12:148.

50. Lee SG, Orel SG, Woo DJ, et al. MR imaging screening of the contralateral breasts in newly diagnosed breast cancer: preliminary results. *Radiology*. 2003;226:773-778.






51. Cody HS. Routine contralateral breast biopsy: helpful or irrelevant? *Am Surg*. 1997;225:370-376.

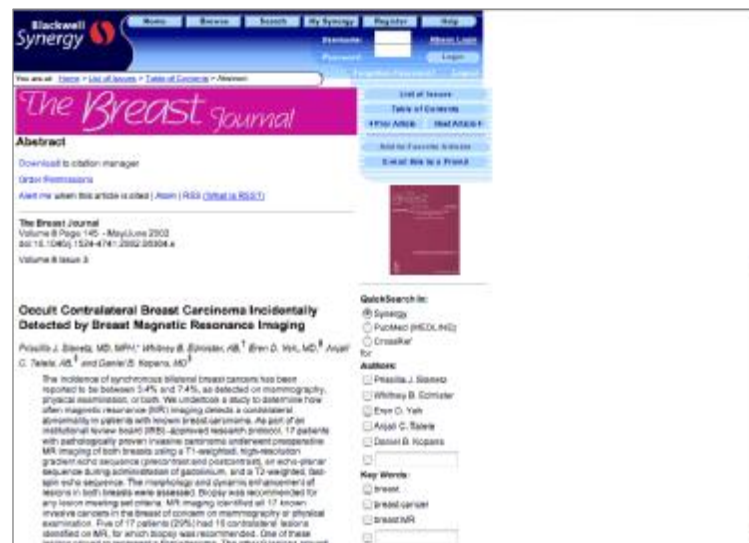


52. Montgomery LL, Tran KN, Heelan MC, et al. Issues of regret in women undergoing prophylactic mastectomies. *Ann Surg Oncol*. 1999;6:546-550.

53. Rosen PP. Invasive lobular carcinoma. In: Rosen PP, ed. *Rosen's Breast and Bowel Diseases*. Philadelphia: Lippincott-Raven; 1997:545-565.



The screenshot shows the Blackwell Synergy website interface. The main content area displays the title of the article, 'Occult Contralateral Breast Carcinoma Incidentally Detected by Breast Magnetic Resonance Imaging', along with the authors' names and a brief abstract. On the right side, there are navigation options such as 'List of Issues', 'Table of Contents', and 'Add to Favorites'. At the bottom right, there is a 'QuickSearch In:' section with radio buttons for 'Synergy', 'PubMed (MEDLINE)', and 'CrossRef'. Below this, there is an 'Authors:' section with checkboxes for the authors' names and a 'Key Words:' section with checkboxes for 'breast', 'breast cancer', and 'breast MRI'.

 单击后，链接到其他CrossRef合作机构的资源。

返回目录页

6.0 参考文献链接 - 来源文献链接

利用来源文献链接(Referenced by), 用户可以获取引用当前文献的文献信息。

Referenced by
7 newer articles

1. Ross, Simon F. (1995) Pair creation rate for $U(1)^2$ black holes. *Physical Review D* 52(12) [CrossRef]
2. Dowker, Fay (1994) Pair creation of dilaton black holes. *Physical Review D* 49(6) [CrossRef]
3. Dowker, Fay (1994) Pair creation of extremal black holes and Kaluza-Klein monopoles. *Physical Review D* 50(4) [CrossRef]
4. Bicák, Jiří (1989) Asymptotically flat radiative space-times with boost-rotation symmetry. *The*

Physical Review Online Archive
AMERICAN PHYSICAL SOCIETY

Phys. Rev. D 52, 7009-7007 (1995)
[Issue 12 - 15 December 1995]

Pair creation rate for $U(1)^2$ black holes

Simon F. Ross
Department of Applied Mathematics and Theoretical Physics, University of Cambridge, Silver Street, Cambridge CB3 9EW, United Kingdom
Received 8 September 1995

Referenced by
7 newer articles

1. Ross, Simon F. (1995) Pair creation rate for $U(1)^2$ black holes. *Physical Review D* 52(12) [CrossRef]
2. Dowker, Fay (1994) Pair creation of dilaton black holes. *Physical Review D* 49(6) [CrossRef]
3. Dowker, Fay (1994) Pair creation of extremal black holes and Kaluza-Klein monopoles. *Physical Review D* 50(4) [CrossRef]
4. Bicák, Jiří (1989) Asymptotically flat radiative space-times with boost-rotation symmetry. *The*

单击被引用文献(Referenced by)链接, 打开引用当前文献的某一篇文章的题录信息。

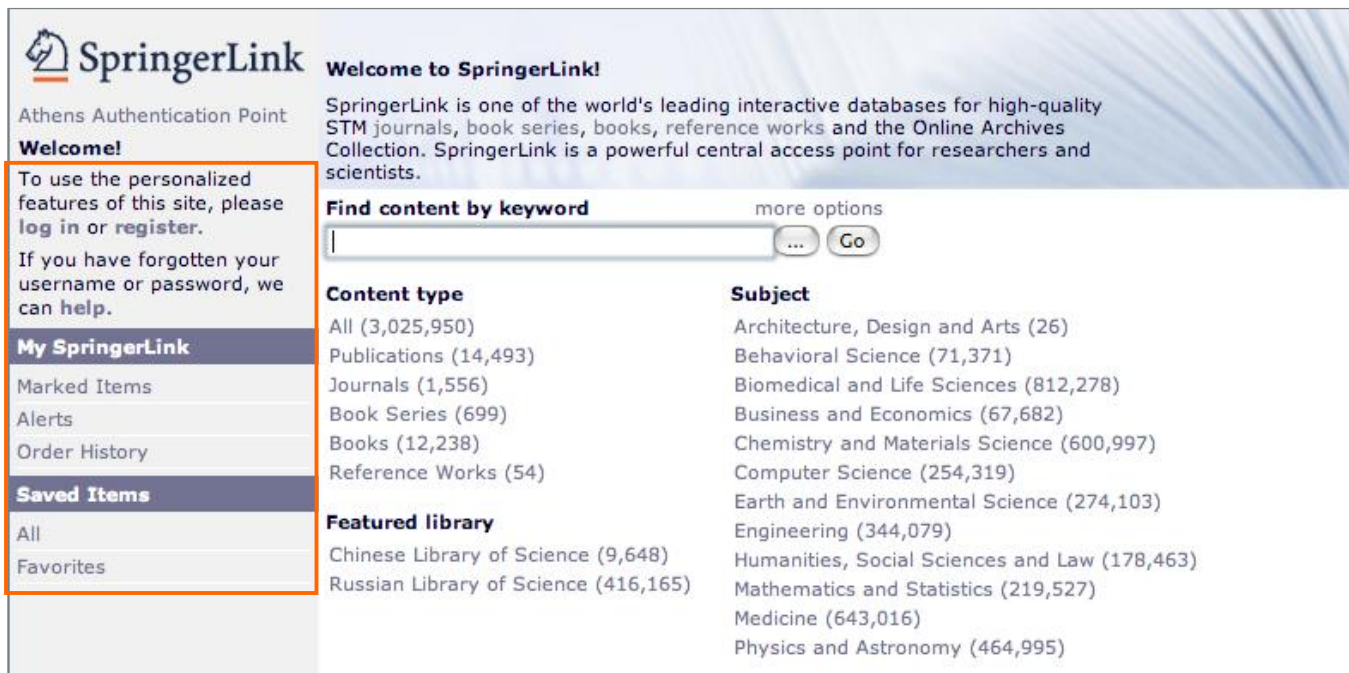
返回目录页

7.0 个性化功能

个性化功能十分简单易用，它可以使您检索起来更加方便，要使用该项功能，需要先行注册（详情请参见[2.1 注册](#)）。您可以利用“**我的SpringerLink(My SpringerLink)**”，保存和查看您前一次的检索：

- “**已标记的条目(Marked Items)**”^{*}：在您退出SpringerLink数据库之前，这些条目将一直有效。
- “**定题服务(Alerts)**”
- “**订购历史(Order History)**”
- “**已保存的条目(Saved Items)**”：这些条目将一直保存在您创建的收藏夹（如：“**Favorites**”）中。

^{*} 这项功能是唯一一项可以被所有用户使用的功能（即使没有注册的用户也可以使用该功能）。



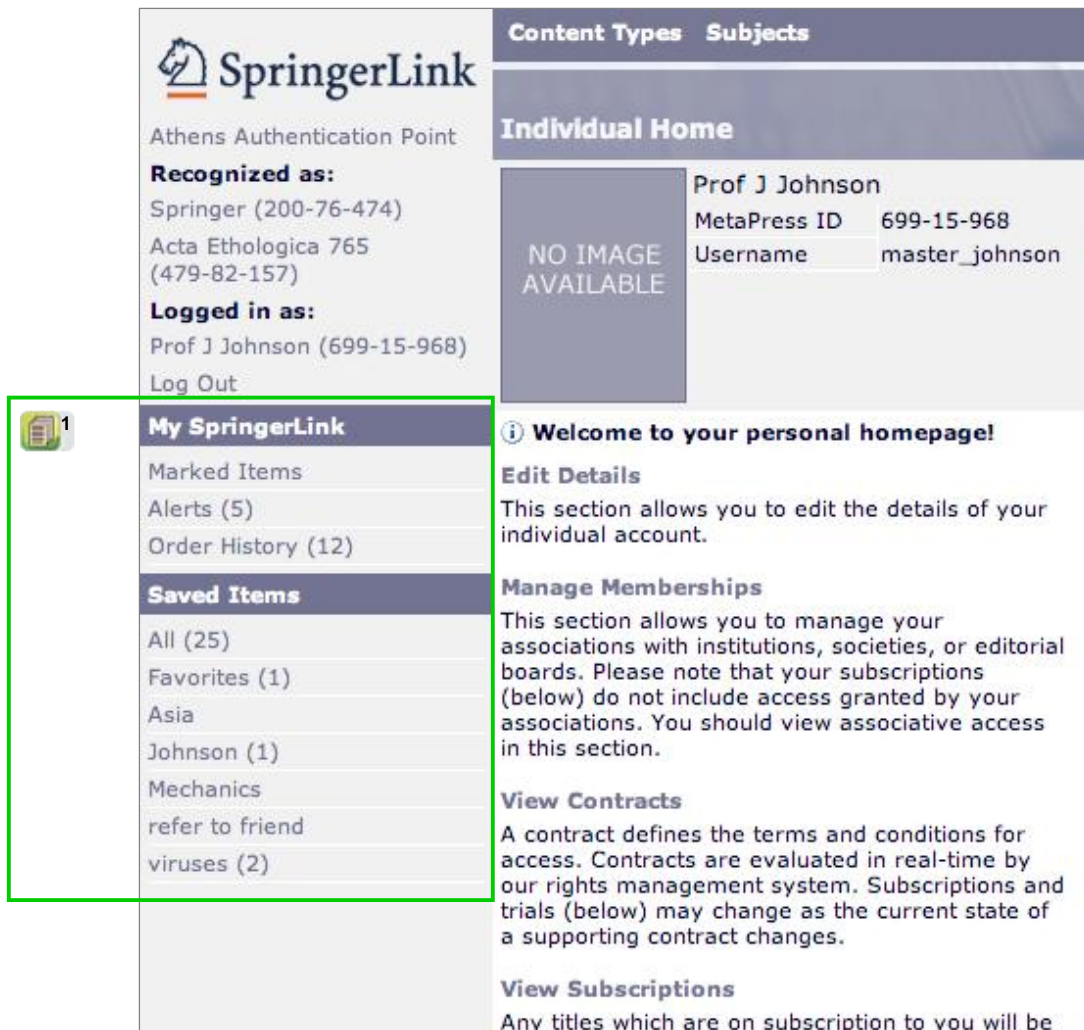
The screenshot shows the SpringerLink homepage. On the left is a sidebar with a 'My SpringerLink' section containing links for 'Marked Items', 'Alerts', 'Order History', 'Saved Items', 'All', and 'Favorites'. The 'Saved Items' link is highlighted with an orange border. The main content area includes a 'Welcome to SpringerLink!' message, a search bar with 'Find content by keyword' and 'more options' buttons, and two columns of content and subject counts.

Content type	Subject
All (3,025,950)	Architecture, Design and Arts (26)
Publications (14,493)	Behavioral Science (71,371)
Journals (1,556)	Biomedical and Life Sciences (812,278)
Book Series (699)	Business and Economics (67,682)
Books (12,238)	Chemistry and Materials Science (600,997)
Reference Works (54)	Computer Science (254,319)
	Earth and Environmental Science (274,103)
	Engineering (344,079)
	Humanities, Social Sciences and Law (178,463)
	Mathematics and Statistics (219,527)
	Medicine (643,016)
	Physics and Astronomy (464,995)

[返回目录页](#)

7.1 我的SpringerLink

当您使用个人账户登录之后，您所有的设置和收藏夹将显示在您的个人账户信息下方。



SpringerLink
Athens Authentication Point
Recognized as:
Springer (200-76-474)
Acta Ethologica 765 (479-82-157)
Logged in as:
Prof J Johnson (699-15-968)
Log Out

Content Types **Subjects**

Individual Home

NO IMAGE AVAILABLE

Prof J Johnson
MetaPress ID 699-15-968
Username master_johnson

My SpringerLink

- Marked Items
- Alerts (5)
- Order History (12)

Saved Items

- All (25)
- Favorites (1)
- Asia
- Johnson (1)
- Mechanics
- refer to friend
- viruses (2)

Welcome to your personal homepage!

Edit Details
This section allows you to edit the details of your individual account.

Manage Memberships
This section allows you to manage your associations with institutions, societies, or editorial boards. Please note that your subscriptions (below) do not include access granted by your associations. You should view associative access in this section.

View Contracts
A contract defines the terms and conditions for access. Contracts are evaluated in real-time by our rights management system. Subscriptions and trials (below) may change as the current state of a supporting contract changes.

View Subscriptions
Any titles which are on subscription to you will be

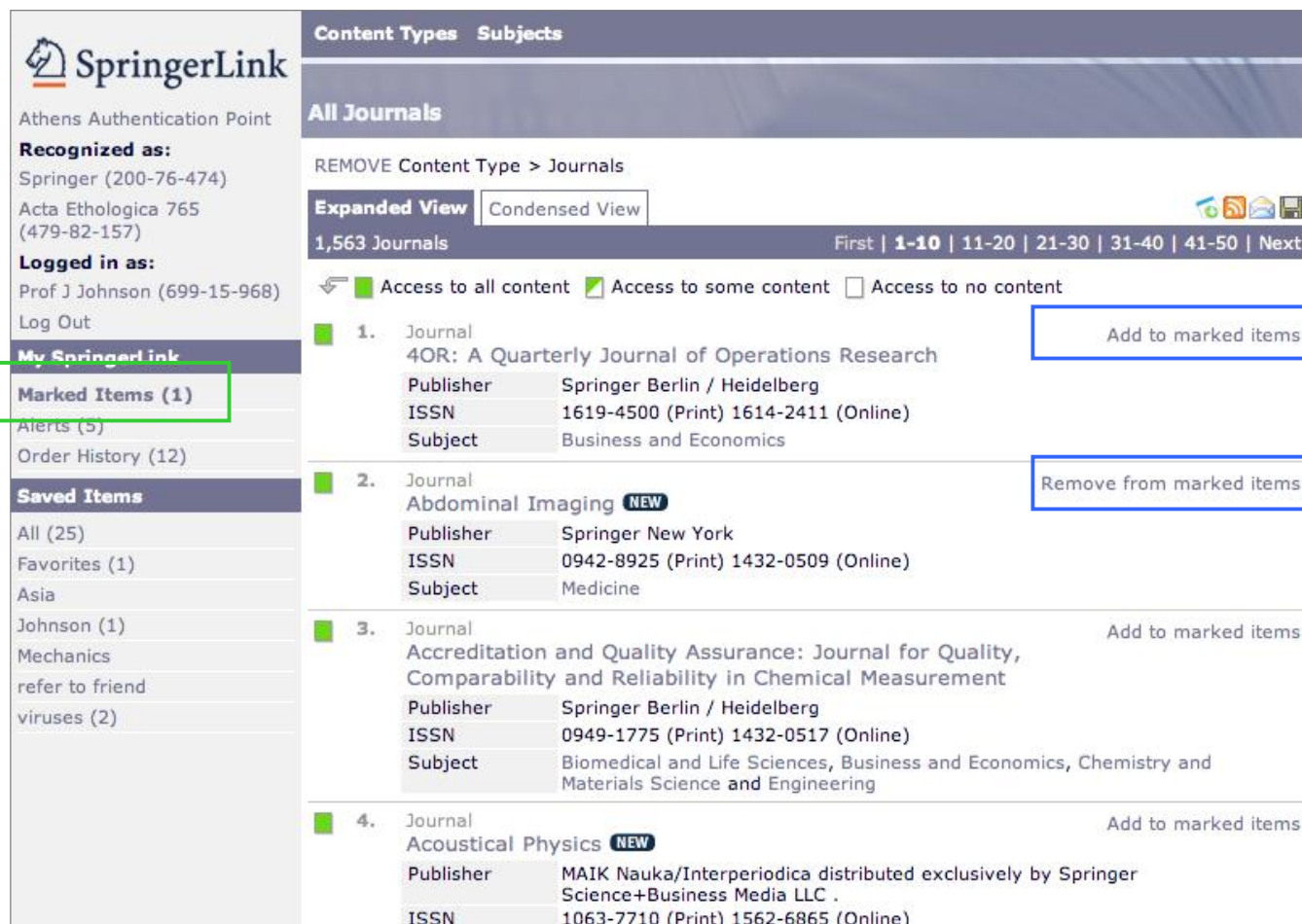
 1 在您登录之后，利用我的SpringerLink (My SpringerLink)功能，您可以随时创建、更新或取消您的设置。

.....

[返回目录页](#)

7.1.1 已标记的条目

在您完全结束当次在SpringerLink数据库中的检索之前，您已经标记过的条目，将保存在“已标记的条目(Marked Items)”收藏夹中，以备查看。



SpringerLink
Athens Authentication Point
Recognized as:
Springer (200-76-474)
Acta Ethologica 765
(479-82-157)
Logged in as:
Prof J Johnson (699-15-968)
Log Out

My SpringerLink

2 **Marked Items (1)**

Alerts (5)
Order History (12)

Saved Items

All (25)
Favorites (1)
Asia
Johnson (1)
Mechanics
refer to friend
viruses (2)

Content Types **Subjects**

All Journals

REMOVE Content Type > Journals

Expanded View Condensed View

1,563 Journals First | **1-10** | 11-20 | 21-30 | 31-40 | 41-50 | Next

Access to all content Access to some content Access to no content

1. Journal
4OR: A Quarterly Journal of Operations Research
Add to marked items **1**

Publisher Springer Berlin / Heidelberg
ISSN 1619-4500 (Print) 1614-2411 (Online)
Subject Business and Economics

2. Journal
Abdominal Imaging **NEW**
Remove from marked items **1**

Publisher Springer New York
ISSN 0942-8925 (Print) 1432-0509 (Online)
Subject Medicine


3. Journal
Accreditation and Quality Assurance: Journal for Quality, Comparability and Reliability in Chemical Measurement
Add to marked items

Publisher Springer Berlin / Heidelberg
ISSN 0949-1775 (Print) 1432-0517 (Online)
Subject Biomedical and Life Sciences, Business and Economics, Chemistry and Materials Science and Engineering

4. Journal
Acoustical Physics **NEW**
Add to marked items

Publisher MAIK Nauka/Interperiodica distributed exclusively by Springer Science+Business Media LLC
ISSN 1063-7710 (Print) 1562-6865 (Online)

 **1** 单击“添加(add)”或“去除(remove)”链接，在“我的SpringerLink(My SpringerLink)”栏目的“已标记的条目(Marked Items)”收藏夹中添加或删除该文献。

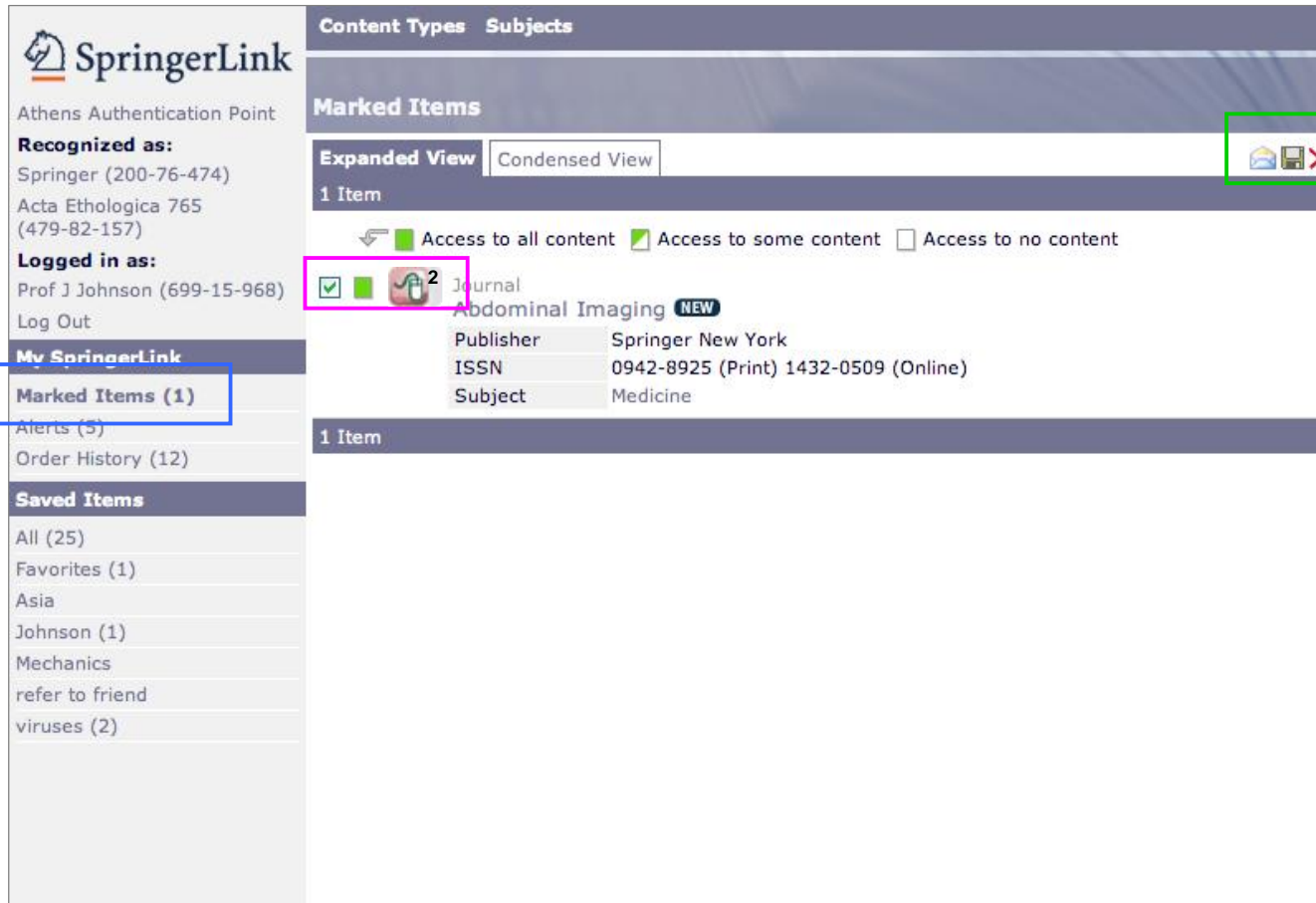
 **2** 已添加的文献记录在您的“已标记的条目(Marked Items)”收藏夹中，点击后即可查看。

注：已标记的条目是唯一可以被所有用户使用的功能（即使是未注册过的用户，也可使用该功能）。

[返回目录页](#)

7.1.1 已标记的条目

在您结束当次在SpringerLink数据库中的检索之前，都可以调用已标记过的条目。




Content Types Subjects

Marked Items


Expanded View Condensed View



1 Item


Access to all content Access to some content Access to no content


 Journal
Abdominal Imaging **NEW**
Publisher Springer New York
ISSN 0942-8925 (Print) 1432-0509 (Online)
Subject Medicine


1 Item

 ¹ 单击“已标记的条目 (Marked Items)”，可以查看保存在该收藏夹中的条目。

 ²  ³
根据需要，在条目前的方框中勾选：

 电邮(Email)选中的记录

 将选中的已标记条目保存到“已保存的条目(Saved Items)”收藏夹内

 删除已标记的条目

[返回目录页](#)

7.1.2 定题服务

您可以免费使用便捷的Springer定题服务，定时收到按您的检索式检索得到的检索结果列表。



The screenshot shows the Springer website interface for the journal 'Abdominal Imaging'. The page includes a navigation bar with 'Content Types' and 'Subjects', a language dropdown set to 'English', and a search bar. The journal details section lists the publisher as Springer New York, ISSN as 0942-8925 (Print) and 1432-0509 (Online), and the online date as Friday, April 05, 2002. The subject is listed as Medicine. There are options to 'Add to marked items', 'Add to saved items', and 'Register for TOC Alerting'. The 'Register for TOC Alerting' link is highlighted with a pink box and a red '1' icon. Below the journal details, there are options for 'Editorial View', 'Expanded List View', and 'Condensed List View'. A list of volumes is shown, including 'Number 3 / June, 2006', 'Number 2 / April, 2006', and 'Number 1 / February, 2006'.



The screenshot shows the Springer website interface for the journal 'Abdominal Imaging', focusing on the journal description. The page includes a navigation bar with 'HOME', 'HELP', 'LOGIN', and 'PDF'. The journal details section lists the Editor-in-Chief as Morton A. Meyers, ISSN as 0942-8925 (print version) and 1432-0509 (electronic version), and the journal number as 261. The description section states that the journal is designed for prompt publication of original articles dealing with clinical radiology of abdominal disorders, including the alimentary tract and the genitourinary system. The journal has been organized in collaboration with a group of eminent and experienced radiologists, pathologists, and surgeons from all over the world. The journal publishes original papers, case reports, technical and instrumental notes, and invited review articles. A separate section contains abstracts of selected papers from the current literature. Reviews of books or monographs and announcements about national or international associations and conferences related to abdominal radiology are published. The journal assures expeditious review of submitted manuscripts and prompt notification of the authors. The journal is covered and abstracted in Index Medicus-MEDLINE, Current Contents/Clinical Medicine, Excerpta Medica/EMBASE, SCI, SciSearch, and ISI/BIOMED. The impact factor is 1.034 (2005). There are options to 'Print version', 'Recommend to others', and 'Electronic sample copy'. The 'E-content' section includes 'Online Version (try new!)'. The 'For authors and editors' section includes 'Aims and scope', 'Submit online', 'Instructions for Authors', 'Submitter information', 'Order Article Reprints', 'Copyright transfer statement (pdf 20 Kb)', 'Languages', 'OpenChoice', and 'Copyright information'. The 'Table of Contents Alert' section includes 'Please register:', 'E-mail', 'Rotype E-mail', and 'Please feel free to send me information from Springer.'

 在Springer网站 springer.com 中注册，以使用题录式定题服务 (TOC Alerting): 点击“注册使用题录式定题服务 (Register for TOC Alerting)”链接，在Springer网站中注册。


返回目录页

7.1.2 定题服务


在“可设置定题服务的已保存条目(Saved Items – Alertable)”界面,您可以设置和管理定题服务。



The screenshot displays the SpringerLink user interface for managing saved items. On the left, a sidebar contains navigation links: 'Marked Items', 'Alerts (5)', 'Order History (12)', and 'Saved Items'. Under 'Saved Items', there are sub-links for 'All (26)', 'Favorites (1)', 'Asia', 'Johnson (1)', 'Mechanics', 'refer to friend', and 'viruses (2)'. The main content area is titled 'Saved Items - Alertable' and shows a list of 5 saved items. Each item entry includes a 'List of Items' title, a search criteria field, and a set of icons for alert management. The first item, 'All Search Results', has an alert icon highlighted with a green box and labeled '2'. The search criteria for this item is 'Search For > 'aids''. Other items include 'Dowling', 'robot', 'ficus', and 'asperger's', each with their own search criteria and alert icons.

 ¹ 已保存的条目可以用来设置定题服务, 设置为定题服务的条目保存在您的“定题服务 (Alerts)”收藏夹中。

.....

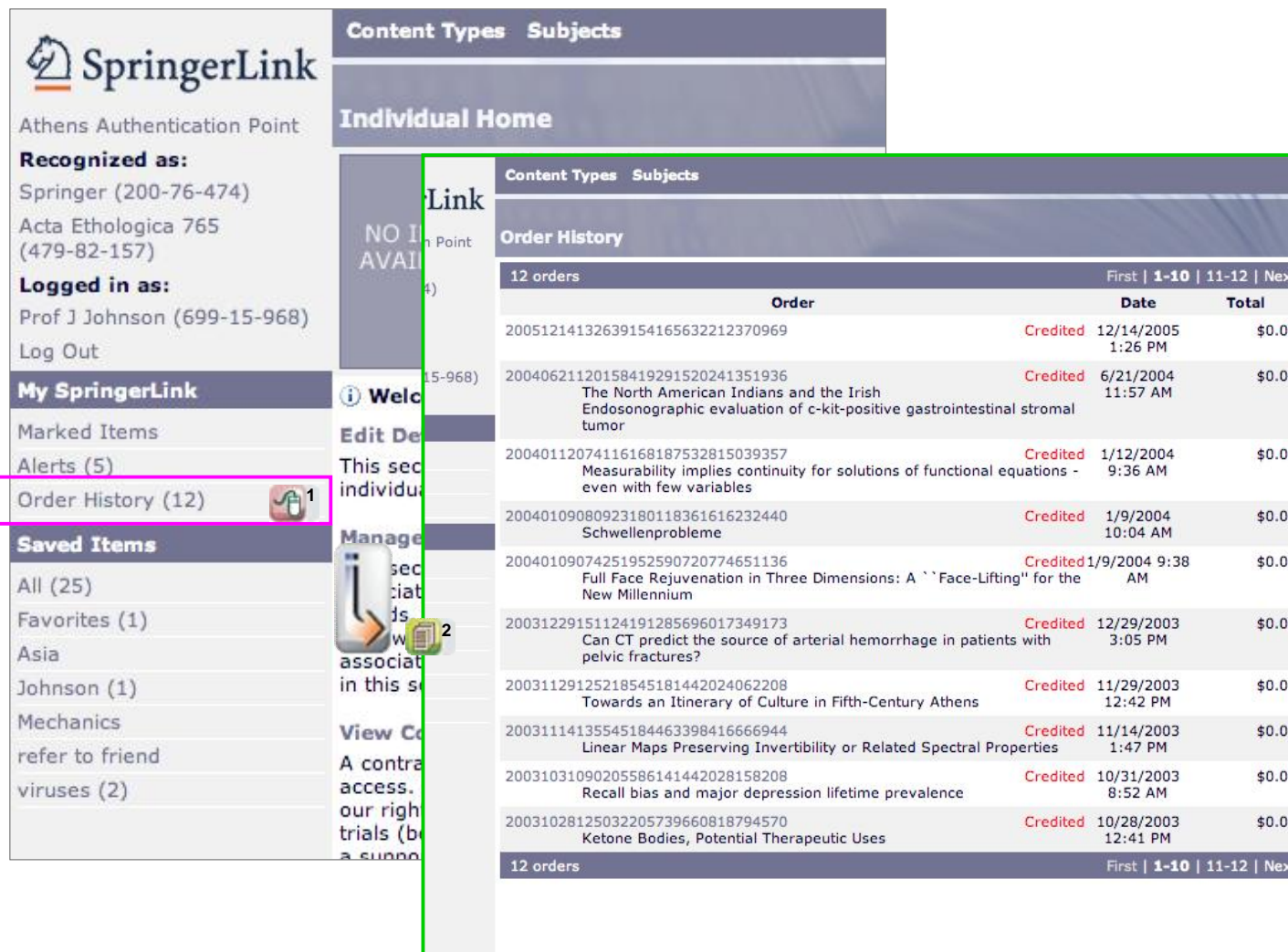
 ² 点击图标, 分别将该定题服务条目生成成为RSS代码、用电邮(email)发送、更新或删除。

.....


[返回目录页](#)

7.1.3 订购历史

为团体用户和个人用户提供您的文章订购信息。



SpringerLink
Athens Authentication Point
Recognized as:
Springer (200-76-474)
Acta Ethologica 765
(479-82-157)
Logged in as:
Prof J Johnson (699-15-968)
Log Out


My SpringerLink
Marked Items
Alerts (5)
Order History (12) 
Saved Items
All (25)
Favorites (1)
Asia
Johnson (1)
Mechanics
refer to friend
viruses (2)


Content Types Subjects
Individual Home

Order History
12 orders First | **1-10** | 11-12 | Next

Order	Date	Total
20051214132639154165632212370969	Credited 12/14/2005 1:26 PM	\$0.00
20040621120158419291520241351936 The North American Indians and the Irish Endosonographic evaluation of c-kit-positive gastrointestinal stromal tumor	Credited 6/21/2004 11:57 AM	\$0.00
20040112074116168187532815039357 Measurability implies continuity for solutions of functional equations - even with few variables	Credited 1/12/2004 9:36 AM	\$0.00
20040109080923180118361616232440 Schwellenprobleme	Credited 1/9/2004 10:04 AM	\$0.00
20040109074251952590720774651136 Full Face Rejuvenation in Three Dimensions: A ``Face-Lifting'' for the New Millennium	Credited 1/9/2004 9:38 AM	\$0.00
20031229151124191285696017349173 Can CT predict the source of arterial hemorrhage in patients with pelvic fractures?	Credited 12/29/2003 3:05 PM	\$0.00
20031129125218545181442024062208 Towards an Itinerary of Culture in Fifth-Century Athens	Credited 11/29/2003 12:42 PM	\$0.00
20031114135545184463398416666944 Linear Maps Preserving Invertibility or Related Spectral Properties	Credited 11/14/2003 1:47 PM	\$0.00
20031031090205586141442028158208 Recall bias and major depression lifetime prevalence	Credited 10/31/2003 8:52 AM	\$0.00
20031028125032205739660818794570 Ketone Bodies, Potential Therapeutic Uses	Credited 10/28/2003 12:41 PM	\$0.00

12 orders First | **1-10** | 11-12 | Next

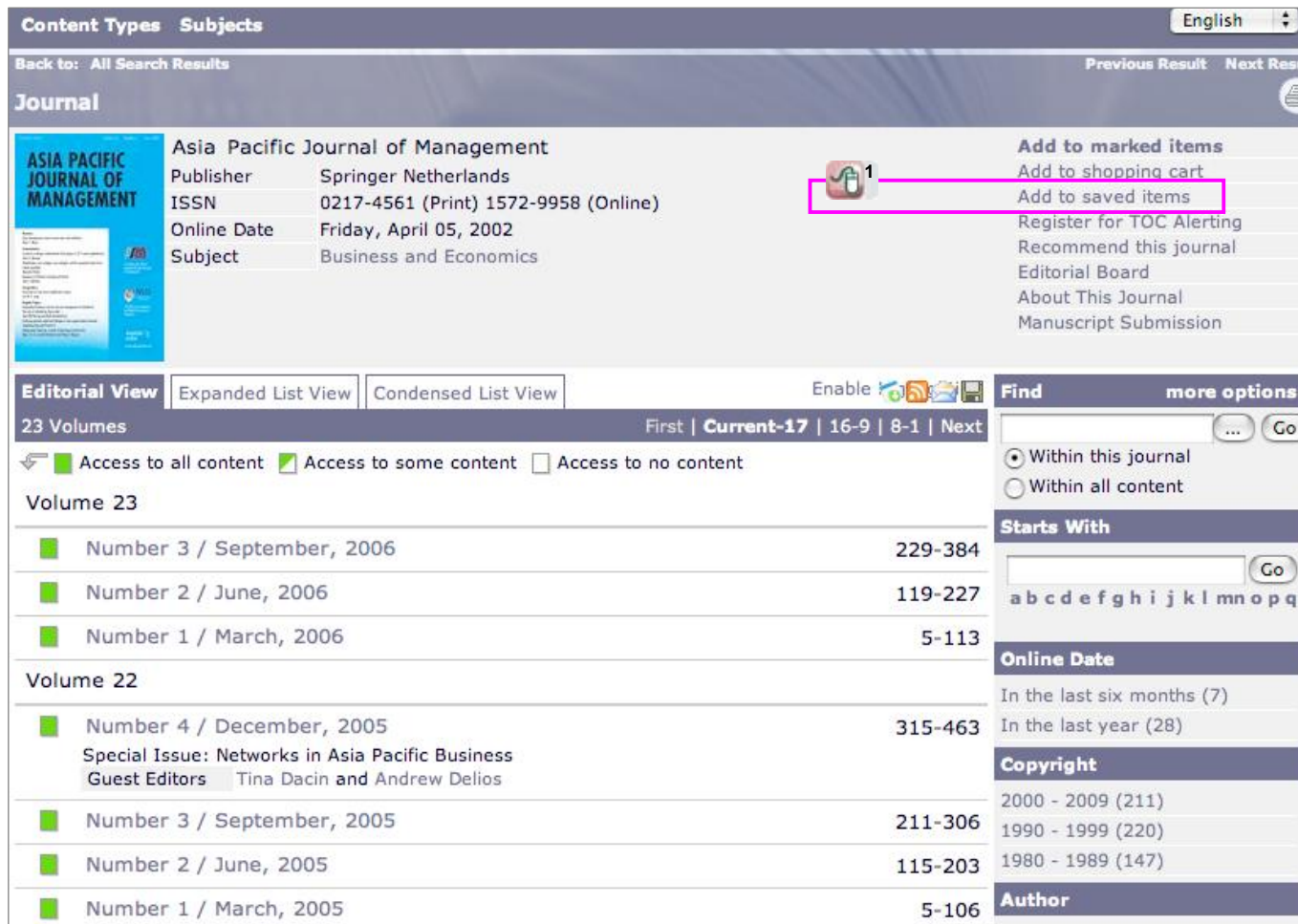
 单击查看订购历史列表。

 显示您的订购历史信息。

返回目录页

7.1.4 已保存的条目

您已经保存的条目，保存在您个人账户下的收藏夹（包括您自行创建的收藏夹）之中，以备日后查看、调用。



Content Types Subjects English

Back to: All Search Results Previous Result Next Result

Journal

ASIA PACIFIC JOURNAL OF MANAGEMENT

Asia Pacific Journal of Management

Publisher Springer Netherlands

ISSN 0217-4561 (Print) 1572-9958 (Online)

Online Date Friday, April 05, 2002

Subject Business and Economics

Add to marked items

Add to shopping cart

Add to saved items

Register for TOC Alerting

Recommend this journal

Editorial Board

About This Journal

Manuscript Submission

Editorial View Expanded List View Condensed List View Enable

23 Volumes First | **Current-17** | 16-9 | 8-1 | Next

Access to all content Access to some content Access to no content

Volume 23

<input checked="" type="checkbox"/> Number 3 / September, 2006	229-384
<input checked="" type="checkbox"/> Number 2 / June, 2006	119-227
<input checked="" type="checkbox"/> Number 1 / March, 2006	5-113

Volume 22

<input checked="" type="checkbox"/> Number 4 / December, 2005 Special Issue: Networks in Asia Pacific Business Guest Editors Tina Dacin and Andrew Delios	315-463
<input checked="" type="checkbox"/> Number 3 / September, 2005	211-306
<input checked="" type="checkbox"/> Number 2 / June, 2005	115-203
<input checked="" type="checkbox"/> Number 1 / March, 2005	5-106

Find more options

Within this journal

Within all content

Starts With

Online Date

In the last six months (7)

In the last year (28)


Copyright

2000 - 2009 (211)

1990 - 1999 (220)

1980 - 1989 (147)

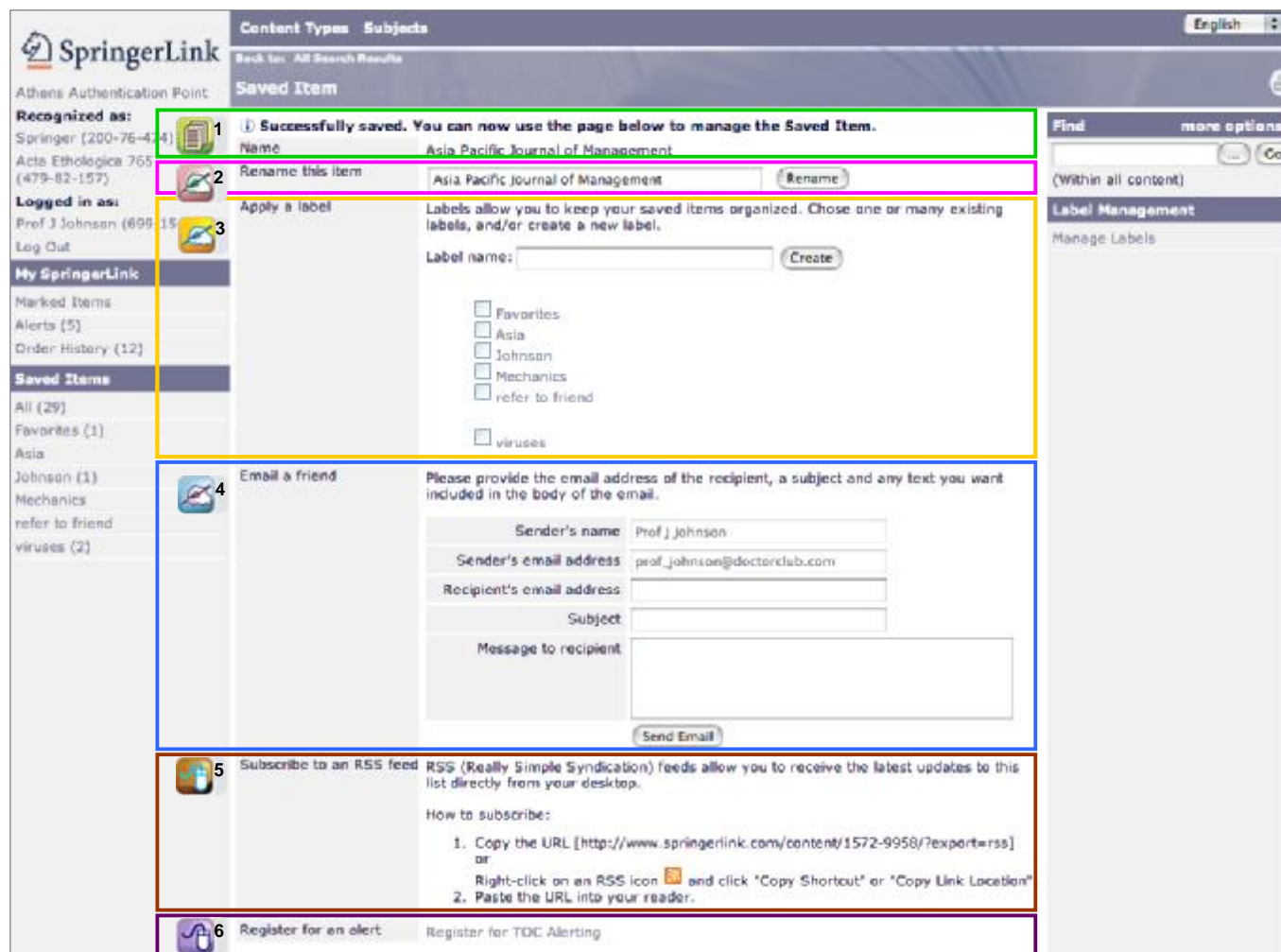
Author

 单击“添加到已保存的条目(Add to Saved Items)”链接，将其添加到已保存的条目(Saved Items)收藏夹中。

返回目录页


7.1.4 已保存的条目


在已保存的条目(Saved Item)界面，您可以管理您的检索条目。





The screenshot shows the SpringerLink 'Saved Item' page for 'Asia Pacific Journal of Management'. The interface includes a left sidebar with navigation options like 'My SpringerLink', 'Marked Items', and 'Saved Items'. The main content area is divided into several sections, each highlighted with a colored border and a numbered callout:


- 1 (Green border):** A green box highlights a message: "Successfully saved. You can now use the page below to manage the Saved Item." Below it, the item name is shown as "Asia Pacific Journal of Management".
- 2 (Pink border):** A pink box highlights the 'Rename this item' section, showing the current name and a 'Rename' button.
- 3 (Yellow border):** A yellow box highlights the 'Apply a label' section, which includes a list of labels (Favorites, Asia, Johnson, Mechanics, refer to friend, viruses) with checkboxes.
- 4 (Blue border):** A blue box highlights the 'Email a friend' section, which contains fields for sender's name, email address, recipient's email address, subject, and message, along with a 'Send Email' button.
- 5 (Orange border):** An orange box highlights the 'Subscribe to an RSS feed' section, providing instructions on how to subscribe using an RSS icon.
- 6 (Purple border):** A purple box highlights the 'Register for an alert' section, with a link to 'Register for TDC Alerting'.


 1 您将看到一条提示信息，确认“已成功保存 (successfully saved)”，以及出版物的题名。

 2 您可以重新给已保存的条目命名。

 3 创建一个新的收藏夹，将条目保存在这个新的收藏夹当中，或在下面的收藏夹前的方框中勾选，将条目保存在已有的收藏夹中。

 4 将该条目电邮 (Email) 给您的朋友。

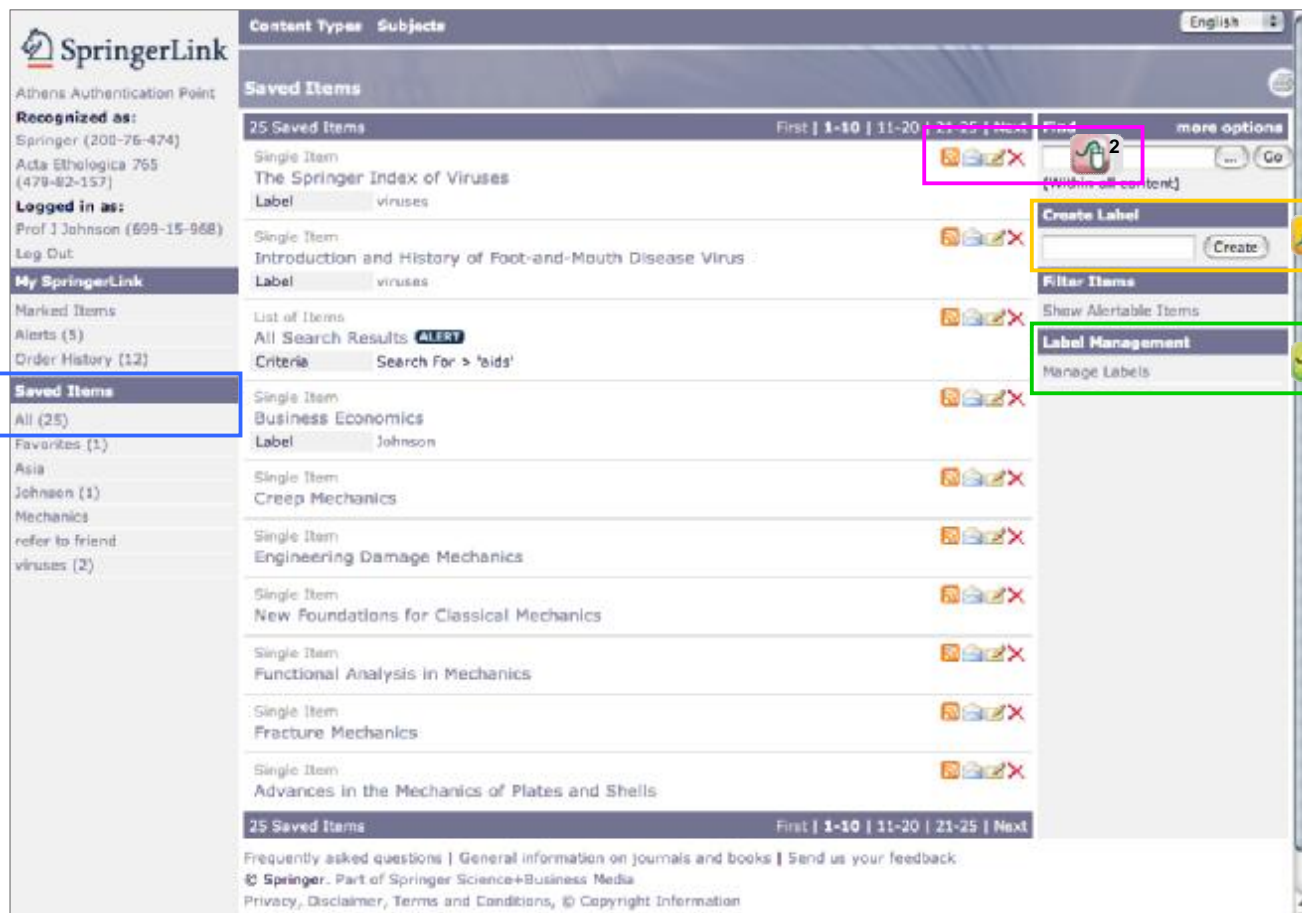
 5 RSS代码生成器使用说明。


 6 将该条目设置为定题服务。


[返回目录页](#)


7.1.4 已保存的条目

您可以进一步管理已保存的条目。





 ¹ 所有保存过的条目，保存在您的“已保存的条目(Saved Items)”收藏夹中，单击可查看。

 ² 单击图标，分别进行以下操作：

 生成RSS代码

 电邮该条目

 编辑该条目

 从收藏夹中删除该条目

 ³ 输入新标签名(如, Favorites, Asia), 点击“创建(Create)”按钮, 即可在我的SpringerLink栏目的“已保存条目(Saved Items)”收藏夹中, 创建一个新的收藏夹。

 ⁴ 单击链接, 打开“标签管理(Label Management)”界面。

返回目录页

8.0 术语表

- 可获取图标(Access Icons):** 用于说明用户对出版物、文章的全文可访问权限。
- Adobe阅读器(Adobe Reader):** SpringerLink的电子全文以Adobe PDF的格式保存, Adobe Reader则是一种比较通用的、兼容性较强的Adobe PDF格式文件的阅读器。
- 认证功能(Athens Authentication):** 认证服务功能可以使个人只需输入一次用户名和密码, 即可连接到不同的网络数据库, 而无需多次登录。
- 浏览(Browsing):** 将记录按照一定内在关系或词表依次排列。
- 数字辅助读物(Electronic Supplementary Materials):** 许多文章还提供一些数字辅助读物(如, 视频文献、图片、音频文献等)的链接, 这些辅助读物可以使读者对文章内容有更全面的理解。
- 可输出的结果(Exportable Results):** 检索结果可以输出为较为通用的RIS格式或文本文档格式, 您可以将输出后的文件转换到引文管理器(如, Endnote, ProCite, BibTeX)中。
- 导航栏(Guided Navigation):** 系统将检索结果按照不同的分类关系组织、排列, 以便精检或扩展检索。导航栏中, 将所有记录按照字段、格式和其他信息的不同, 进行分门别类。用户可以按照需要, 不断精简检索, 去除不相关的记录, 直到查找到满意的结果。
- 高亮词(Highlighted Terms):** 在检索结果中, 系统自动将检索词以高亮的方式显示, 可以使您迅速找到这些词在各条记录中的位置, 提高检索精确度。
- IP认证(IP Authentication):** 是指一种通过IP地址范围来识别授权用户的认证方式。当SpringerLink网络服务器接收到一项请求时, 先对发出请求的客户端的IP地址进行验证, 如果在被授权的IP地址范围内, 则该客户端的用户将被允许登录系统。如果多个用户在某一个局域网内(如, 大学校园网内)分别登陆系统, 这种IP地址认证方式十分有效。然而, 如果用户在局域网之外登陆系统, 那么, 这种IP地址认证方式则不太适用。这种情况下, 用户通过远程用户名和密码登陆系统, 更为有效。

8.0 术语表

语言扩展(Linguistic Stemming):

系统在处理检索请求时，同时检索关键词的英文和德文书写形式。如，Haus, Häus.

MetaPress账号 (MetaPress ID):

MetaPress账号是指用户在SpringerLink或MetaPress系统中使用的账号。

我的SpringerLink(My SpringerLink):

个人用户可以利用“我的SpringerLink”个性化功能，标记、保存和调用检索结果，管理检索策略和订购历史，以及定制定题服务。

在线预先发行(Online First™):

Springer's独特的在线预先发行功能，您可以在文献的印刷型版本出版发行之前，在网络上预先获得某些图书和期刊的电子版。

开放式选择(Open Choice):

一种“发表付费、阅读免费”的学术论文发表模式，作者将自己的学术论文通过互联网直接传播，而不是通过传统的出版载体发表。这种开放式出版模式，使作者的研究成果可以被全世界的学者免费分享。

位置检索(Proximity Search):

位置检索是指在检索时对前后两个检索词之间的距离加以限定，检索结果必须同时包含这两个检索词，但他们之间的距离不多于或不少于n个词。位置检索运算符有：**Near**、**Followed By**、**Not Near**和 **Not Followed By**。

RSS代码转换(RSS Feeds):

RSS (Really Simple Syndication) 是一种用于共享新闻标题和其他Web内容的XML格式。转换成RSS代码之后，文件中包含的信息能直接在不同终端和服务中使用。

SpringerLink管理员 (SpringerLink Administrator):

您所在机构的数据库管理员，负责处理与SpringerLink数据库相关的技术性事务。

用户名、密码 (Username / Password):

- 1) 获授权的用户使用他们的用户名和密码登陆系统，获取全文；
- 2) 用户使用他们的个人账户的用户名和密码登录后，可以使用个性化功能，而不一定可以获取全文。

通配符和特殊字符 (Wildcards and Special Characters):

在系统中可以使用通配符和特殊字符（如，德语和希腊语中的符号）进行检索。

在每个网页底部都有“常见问题(Frequently asked questions)” 的链接。



Frequently asked questions | General information on journals and books | Send us your feedback

© Springer. Part of Springer Science+Business Media
Privacy, Disclaimer, Terms and Conditions, © Copyright Information

Remote Address: 202.69.67.8 • Server: mpweb01
HTTP User Agent: Mozilla/5.0 (Macintosh; U; PPC Mac OS X; en) AppleWebKit/418.8 (KHTML, like Gecko) Safari/419.3



Content Types Subjects



Help

Athens Authentication Point

Welcome!

To use the personalized features of this site, please [log in](#) or [register](#).

If you have forgotten your username or password, we can [help](#).

My SpringerLink

[Marked Items](#)

[Alerts](#)

[Order History](#)

Saved Items

[All](#)

[Favorites](#)

Access and Registration

How do I get access to full-text articles on SpringerLink? [Top](#)

For online access to full-text articles in a journal on SpringerLink, you or your institution should be a registered subscriber to that journal. For online access to full-text articles in a book series on SpringerLink, you or your institution should have a standing order to the series or an electronic-only subscription to the series. For detailed product and licensing information please go to springeronline.com/librarian.

Why should I register with SpringerLink? [Top](#)

Registration allows you to benefit as an individual user who is able to use our special personalization features such as new issue and keyword alerting, Favorites linking, and free samples. Additionally, an individual registration allows you to purchase articles on SpringerLink, which will always be available in your account "Order History."

How do I register with SpringerLink as a new customer? [Top](#)

Registration is free and simple. Once you access the SpringerLink homepage, please click on the "Register" button located on the bottom-right of the homepage beneath the "Login" box. This will display a page with the option to register as either an "Individual" or an "Institution"-please click on the "Individual" button. On the next page, you will be able to fill in simple contact information and create a username and password that you will use to access the site in the future. After the creation of your login for SpringerLink, you will be asked to accept the terms and conditions for using electronic content offered by Springer.

Once you have filled out all necessary fields and registration is complete, an e-mail notification with your login credentials will be automatically sent to your email address. The "Registration Complete" page reminds you of your username and provides you with an eight-digit identification number (Metapress ID) that will be handy if you ever need to contact the SpringerLink helpdesk. Clicking on the "Continue" button will take you back to the SpringerLink homepage where you will be automatically recognized. You will now be able to take advantage of the special features offered by SpringerLink as a registered user.

[返回目录页](#)

9.0 联系信息

REGIONAL OFFICE

HONG KONG

Springer China Limited
Unit 1703, Tower 1, Enterprise Square
9 Sheung Yuet Road, Kowloon Bay, Hong Kong
Tel: +852 2723 9698
Fax: +852 2724 2366
Email: springer@springer.com.hk

REPRESENTATIVE OFFICES

北京

施普林格中国有限公司北京代表处
北京市海淀区北四环西路58号
理想国际大厦404-405室
邮编: 100080
电话: +86 10 8267 0211
传真: +86 10 8267 0212
电邮: infobj@springer.com.hk

SEOUL

Springer Seoul Representative Office
RM 402, Shin Ahn Building, 51-11
Seong san 1-dong, Mapo-gu
Seoul, 121-747, South Korea
Tel: +82 2 3142 9698
Fax: +82 2 3142 5768
Email: jbpark@springer.com.hk

KUALA LUMPUR

Springer Malaysia Representative Office
2F-12, IOI Business Park
Persiaran Puchong Jaya Selatan
Bandar Puchong Jaya, 47100 Puchong
Selangor D.E., Malaysia
Tel: + 60 3 8076 4428
Fax: + 60 3 8076 4484
Email: mandys@springer.com.hk

TAIPEI

Springer Taipei Representative Office
6F. -7, No. 106, Sec. 3, Sinyi Rd., Da-an District
Taipei City, Taiwan 106, R.O.C.
Tel: + 886 2 2703 3556
Fax: + 886 2 2703 1644
Email: leol@springer.com.hk

Detailed SpringerLink User Manual is also available. Please contact your local representative for a copy.

[返回目录页](#)