



30th

ANNIVERSARY

INTERNATIONAL COASTAL CLEANUP

国際海岸クリーンアップ Международная акция по очистке побережья 国际海滩清洁日

Nettoyage des Côtes Internationales 국제연안정화

Usafishaji wa Kimataifa wa Pwani

Limpieza Internacional de Costas

अंतरराष्ट्रीय तटीय सफाई

ΠΑΓΚΟΣΜΙΟΣ

ΕΘΕΛΟΝΤΙΚΟΣ

ΚΑΘΑΡΙΣΜΟΣ ΑΚΤΩΝ

التنظيف الدولي للسواحل

Limpeza Costeira Internacional



IRELAND



MALAYSIA



PHILIPPINES



In partnership with volunteer organizations and individuals around the globe, Ocean Conservancy's International Coastal Cleanup engages people to remove trash from the world's beaches and waterways, identify the sources of debris and change the behaviors that cause marine debris in the first place.



GHANA



CONTENTS

- 1** A Message from Ocean Conservancy's CEO
- 2** A Look Back at 30 Years
- 4** Science: What Do We Know Now?
- 6** Global Spotlight
- 8** 2015 Global Ocean Trash Index
- 12** Data Spotlight
- 14** 2015 U.S. Ocean Trash Index
- 16** Partnerships: Engaging for Outcomes
- 18** Looking Ahead: Emerging Ocean Trash Science
- 20** Power of Partnerships: Pathways to Global Action
- 22** 2015 Cleanup Coordinators
- 25** Acknowledgments



www.oceanconservancy.org

“It is hard to say what motivated the teachers from Denton, Texas, who drove a small yellow school bus full of seventh graders to Corpus Christi for the coastal cleanup. I saw that bus with the cheerful but tired students leaving for a long drive back home. I never had the opportunity to thank those kids or their teachers for their help that day. I've always wished I could have expressed my appreciation to them and the more than 3,000 special people who helped in many ways to make the cleanup a success.”

Linda Maraniss, Director, Center for Environmental Education (now Ocean Conservancy)
Gulf States Regional Office, State Coordinator, Texas Coastal Cleanup, 1986



On behalf of Linda Maraniss and Ocean Conservancy staff, past and present, I would like to thank the over 11.5 million volunteers who have made similar journeys to the coast. Thanks to you – the volunteers, site captains, state and county coordinators – the International Coastal Cleanup has become a beacon of hope, leading, motivating and inspiring

action in support of our ocean. Over the years, this movement has created a family. A family that spans oceans and country borders. A family that works arm in arm for something bigger than us. For 30 years you have exemplified the extraordinary results we are capable of when people join together. To our global family, we thank you. You are our inspiration.

Sincere regards and thanks,

Andreas Merkl
Chief Executive Officer
Ocean Conservancy

A LOOK BACK AT 30 YEARS

Thank you to every volunteer that has ever participated in the International Coastal Cleanup. Let's have a short look back at 30 years of wind in our faces and sand in our eyes, 30 years of sun on our shoulders and dirt on our hands, 30 years of blistering heat and numbing cold, 30 years of extraordinary effort protecting our ocean.



1989 | USA

"I'll never litter again."

Exhausted student volunteer, Alabama 1997

1986

1990

1995

2000



1986 | USA

1990

Morton Salt – A Data Collection Success Story

In 1990, International Coastal Cleanup data analysts noted that many volunteers in the Gulf of Mexico reported finding blue plastic bags of Morton's "Ship 'n Shore" salt, which was used by commercial shrimpers to keep their catch fresh. Morton wasn't responsible for the improper disposal of its packaging, yet they took action when the data highlighted the problem. The company encouraged people to take advantage of the option to purchase the salt in paper bags rather than in the plastic packaging. And Morton took the additional step of adding messages such as the following to remind shrimpers to take care of their trash: "Don't be a Litter Boat" and "Stow It, Don't Throw It."



1984

"Whether we work alone on a deserted beach or with a small group of our friends, we have the knowledge that we are part of a larger congregation. Our statistics join those of others in far off places we may never get to visit."

Judie Hansen, Oregon Department of Fish and Wildlife, organizer of Oregon's first statewide coastal cleanup in 1984. Excerpt from Hansen's Preface in *Cleaning America's Beaches: 1988 National Beach Cleanup Results*.

1991 | JAPAN



1993

"This report is not about trash. It's about people – people all over the world who care about the health of our planet and who put that care into action. It's about cooperation and coalition, sometimes between the unlikeliest of groups who, setting aside their differing viewpoints, work together for a larger common goal."

1993 International Coastal Cleanup Results



1994 | JAMAICA

“It was dirty but we did our best and got it sparkling clean.”

Cleanup volunteer, Kenya, 1996



1999 | GREECE

2005

2010

2016

1995

“Beach cleanups bring people together – school children, fishers, boaters, government employees, port authority personnel, teachers, factory workers, scuba divers and politicians, as well as members of environmental, cultural and civic organizations. One of the benefits of this annual event is the realization that each volunteer is part of a huge international environmental effort, where hundreds of thousands of volunteers are doing the same thing – making a difference.”

1995 International Coastal Cleanup Results



2003 | USA



2012 | DOMINICAN REPUBLIC

2007

In November 2007, First Lady Laura Bush announced the White House’s new marine debris initiative in Biloxi, Mississippi. The White House initiative called for an increase in public/private partnerships on cleanups, the enhancement of public education on debris prevention and an emphasis on international cooperation to end dumping in the ocean. The First Lady has supported marine debris prevention since seeing its damaging effects while on a trip to the Northwestern Hawaiian Islands National Marine Monument.

2005

Senators Daniel Inouye (HI) and Ted Stevens (AK) introduce the Marine Debris Research, Prevention, and Reduction Act. The bill, signed into law the following year, creates a new marine debris program within NOAA, enhances Coast Guard efforts against marine debris and enacts a federal marine debris information clearinghouse.



2005 | HONG KONG



GHANA

SCIENCE: WHAT DO WE KNOW NOW?

There is a vast sea of trash in our oceans. For the first time, we now have a comprehensive picture of the toll it is taking on seabirds, sea turtles and marine mammals.

A Comprehensive Assessment of Trash on Marine Wildlife

A new study published in *Marine Policy* by scientists at Ocean Conservancy and Commonwealth Scientific and Industrial Research Organisation (CSIRO) analyzed the ecological impacts, including entanglement, ingestion and chemical contamination threat, to sea turtles, seabirds and marine mammals posed by the 20 most commonly found items collected during the International Coastal Cleanup. Debris included items such as fishing gear, balloons, plastic bottles and bags as well as a range of other ocean trash. This research was based on elicitation, a widely-used technique to rigorously quantify the professional judgment of a

community of experts.

This study shows that some items pose a disproportionate threat to ocean wildlife. In spite of this, we must also go beyond a product-by-product approach to reducing plastics' impacts in the ocean.

With this knowledge comes the responsibility to seek the most effective solutions to stop the flow of plastics into our ocean. These solutions must range from changing our own behavior as consumers to local efforts such as coastal cleanups and product-specific policy to transformative ways to manage plastic waste at the global scale. Much like the findings from the study, no single entity alone can solve our ocean plastics problem.

The Results



▶ **Lost or abandoned fishing gear such as nets, lines, traps and buoys pose the greatest threat to marine wildlife, primarily through entanglement.**



▶ **Plastic bags were the second most impactful item to marine wildlife due to the tendency of animals such as sea turtles to mistake them for food.**



▶ **Consumer products including plastic cutlery, bottle caps, balloons and cigarette butts also exhibit an impact on wildlife, but less so than plastic bags and fishing gear.**

From Sea to Sky, Impacts Abound

Many people wonder about the pervasiveness of the problem of plastic pollution. Two new papers provide a disturbing answer. It turns out plastics in both seabirds and sea turtles are a very big deal. It is global, pervasive and increasing. And it has to be stopped.

A publication in the journal *Proceedings of the National Academy of Sciences* shows the consequences of the plastic avalanche entering the ocean each year. Using global historical data from publications over

the last few decades on the presence of plastics in the stomachs of 135 species of seabirds from all around the world, the authors show that plastic contamination is increasing, and they predict that 99% of all seabird species will be eating plastic by 2050 unless something is done to stem the tide. Surprisingly, seabirds that may be most at risk are those that lived at the Southern Ocean boundary in the Tasman Sea between Australia and New Zealand, far from the well-known “garbage patches” at the center of the ocean’s gyres. While plastics are less abundant in the



MIDWAY ISLAND

“99% of all seabird species will be eating plastic by 2050 unless something is done to stem the tide.”

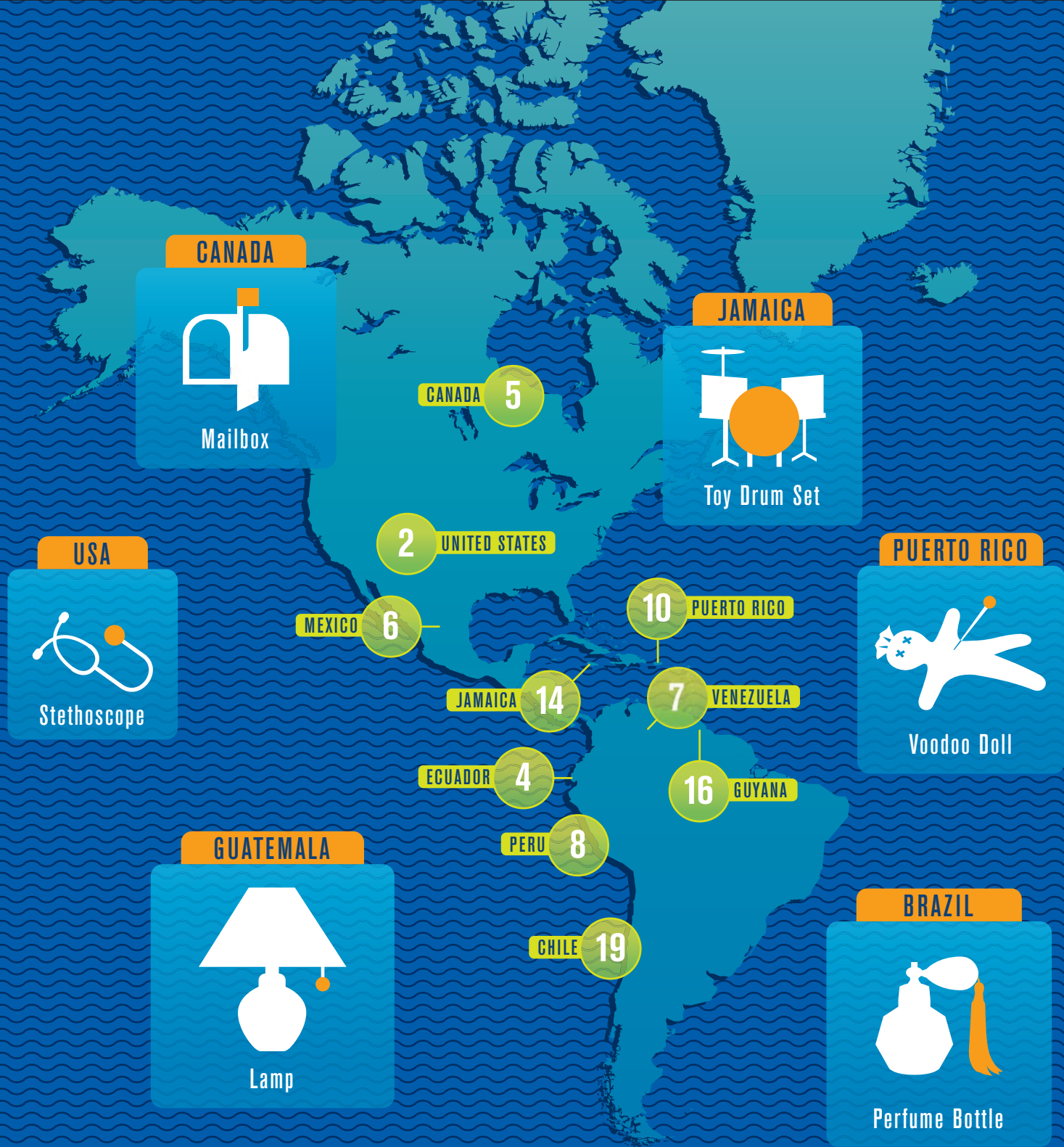
Tasman Sea compared to the gyres, it is where seabirds are most common – and thus at greatest risk of exposure to plastics. Contamination rates have increased from about 26% historically to approximately 65% today; if the trend continues, nearly all species of seabirds – and almost 95% of all individuals – will be exposed to plastics by 2050. So this isn’t just about albatross; it’s about ALL seabirds including fulmars, auklets, prions, storm petrels and the many other species that spend the majority of their lives living over the ocean.

Unfortunately, these results don’t stop with seabirds. A new study in the peer-reviewed journal *Global Change Biology* calculates that more than half (52%) of the world’s sea turtles – individuals, not species – have ingested plastic. A team of seven ocean experts applied the same analytical approach used in the seabird study to sea turtles, with disturbingly similar results. By integrating global


maps of plastic in the ocean and sea turtle distribution, the team shows that these endangered animals are most at risk of plastic ingestion in hotspots along the coastlines of southern China and Southeast Asia and the east coasts of Australia, the United States and southern Africa. The Olive Ridleys is the species at greatest risk because of its broad diet, oceanic life style and its tendency to selectively ingest plastics. The Kemp’s Ridley is the least at risk because of its tendency to eat animals that live on the bottom of the ocean rather than forage at the ocean surface.

However, it is not all bad news for the ocean, sea turtles and seabirds. In 2015 nearly 800,000 International Coastal Cleanup volunteers exemplified their commitment to clean and healthy oceans. This proves there is hope. There is hope if we collectively commit to preventing plastics from entering our ocean and contaminating the ocean’s wildlife.

TOP 20 PARTICIPATING COUNTRIES WITH WEIRD FINDS AROUND THE WORLD




ENGLAND



Toy Elephant

GERMANY




Boomerang

GREECE



Keyboard

HONG KONG



Rooster Statue

SLOVENIA



Steering Wheel

18 UNITED KINGDOM

20 SOUTH KOREA

17 CHINA

15 JAPAN

3 HONG KONG

13 TAIWAN

1 PHILIPPINES

11 INDIA


9 SRI LANKA

PORTUGAL



Frying Pan

GUAM



Cheese Grater


12 SOUTH AFRICA

INDIA







260 Tea Cups

MALAYSIA













Piggy Bank





2015 INTERNATIONAL CLEANUPS

COUNTRY/TERRITORY						
	PEOPLE	POUNDS	KILOGRAMS	MILES	KILOMETERS	TOTAL ITEMS COLLECTED
ALBANIA	18	150	68	0.3	0.5	4,736
ARGENTINA	152	2,050	930	0.5	0.8	8,033
AUSTRALIA	58	560	254	2.1	3.3	904
BAHAMAS	789	11,235	5,096	16.4	26.3	24,795
BANGLADESH	1,900	2,068	938	190.8	307.0	38,834
BARBADOS	582	4,006	1,817	11.2	17.9	30,271
BELIZE	1,564	16,948	7,687	39.0	62.7	78,024
BERMUDA	490	13,746	6,235	14.4	23.1	33,341
BONAIRE	116	661	300	0.1	0.1	1,755
BRAZIL	755	5,236	2,375	22.3	36.0	39,606
BRITISH VIRGIN ISLANDS	164	1,585	719	17.0	27.3	9,154
BRUNEI	2,053	7,594	3,445	14.5	23.4	60,339
CAMBODIA	39	448	203	0.2	0.3	8,359
CANADA	19,661	180,720	81,973	1,102.9	1,776.4	651,816
CAPE VERDE	52	260	118	5.0	8.1	2,299
CAYMAN ISLANDS	173	1,910	866	7.0	11.3	4,889
CHILE	5,593	93,593	42,453	56.2	90.6	149,243
CHINA*	7,411	64,882	29,430	24.9	40.0	16,534
COLOMBIA	20	110	50	0.1	0.1	115
COOK ISLANDS	11	185	84	0.2	0.3	204
COSTA RICA	552	11,102	5,036	10.6	17.0	32,543
CYPRUS	298	1,408	639	3.2	5.1	4,566
DOMINICA**	-	-	-	-	-	-
DOMINICAN REPUBLIC	40	331	150	0.5	0.8	1,441
ECUADOR	34,649	365,828	165,937	345.8	556.7	1,119,877
EGYPT	33	282	128	0.3	0.5	231
EL SALVADOR	95	1,043	473	1.2	2.0	4,053
FRANCE	54	342	155	3.3	5.3	4,731
GERMANY	627	1,823	827	15.6	25.2	53,034
GHANA	290	39,558	17,943	4.3	6.9	38,747
GREECE	2,732	28,731	13,032	30.2	48.6	94,498
GRENADA	365	4,650	2,109	8.4	13.5	17,014
GUAM	4,134	21,167	9,601	35.5	57.1	114,897
GUATEMALA	576	6,670	3,025	1.8	2.9	52,214
GUYANA	7,800	101,880	46,212	3.0	4.8	21,540
HONDURAS	43	110	50	1.6	2.6	3,359
HONG KONG	75,426	10,167,833	4,612,051	91.8	147.8	201,783
INDIA	10,838	93,306	42,323	250.2	402.5	662,936
INDONESIA	2,474	5,691	2,582	13.6	21.9	78,431
IRELAND	1,720	8,944	4,057	64.5	103.8	-
ITALY	16	265	120	0.1	0.1	20
JAMAICA	7,985	78,660	35,679	105.2	169.3	507,704
JAPAN	8,011	53,547	24,289	14.5	23.4	177,023
KAZAKHSTAN	1	1	1	0.4	0.7	11
KENYA	3,608	25,490	11,562	43.8	70.6	141,063
KUWAIT	900	2,498,001	1,133,074	9.3	15	-
MALAWI	135	2,315	1,050	1.2	2.0	62,934











TOP 10 ITEMS COLLECTED GLOBALLY

	1  CIGARETTE BUTTS	2  PLASTIC BEVERAGE BOTTLES	3  FOOD WRAPPERS	4  PLASTIC BOTTLE CAPS	5  STRAWS, STIRRERS	6  OTHER PLASTIC BAGS	7  GLASS BEVERAGE BOTTLES	8  PLASTIC GROCERY BAGS	9  METAL BOTTLE CAPS	10  PLASTIC LIDS
	2,673	196	276	129	173	136	27	127	40	7
	185	1,786	57	1,965	39	127	426	1,685	25	189
	107	64	38	22	4	22	125	82	20	8
	349	2,210	894	1,337	512	1,029	1,773	825	1,087	415
	12,619	653	15,450	164	1,813	21	134	546	35	417
	1,431	2,218	2,138	3,058	1,255	1,298	638	575	2,353	462
	2,292	6,634	6,633	6,456	4,034	6,065	2,406	2,647	6,063	1,486
	3,605	1,577	1,276	1,224	311	723	2,843	284	1,904	265
	3	27	12	31	5	7	362	7	87	-
	6,311	1,207	3,295	2,862	2,523	898	572	1,601	740	1,233
	521	2,404	322	583	282	145	1,015	154	171	74
	6,723	9,133	5,562	4,029	2,221	2,926	876	2,556	555	1,178
	-	297	233	123	531	71	40	278	20	305
	213,621	21,890	56,378	31,180	15,737	14,112	7,298	11,720	13,220	10,434
	200	200	95	137	12	55	29	94	51	-
	150	745	80	456	113	58	569	35	108	88
	46,311	7,717	9,819	7,184	2,171	3,255	6,079	4,141	2,857	6,269
	3,388	644	2,136	908	138	386	213	400	23	177
	-	13	8	-	-	-	13	-	-	-
	-	47	3	7	-	-	31	3	-	-
	-	28,255	255	810	200	-	1,407	65	555	99
	1,553	365	407	173	199	65	63	178	95	117
	-	-	-	-	-	-	-	-	-	-
	51	235	58	219	35	72	93	57	57	-
	95,105	82,220	63,106	59,126	24,956	45,583	37,509	39,622	45,354	73,357
	7	5	5	18	-	4	4	4	-	-
	16	629	457	506	143	55	387	-	-	-
	1,793	168	144	132	52	171	53	190	37	41
	28,596	164	4,554	544	681	886	430	251	1,831	343
	1,943	340	1,013	4,412	942	4,337	220	2,988	16	1,244
	34,710	7,932	2,606	7,948	6,704	859	817	1,780	1,419	5,021
	910	4,686	1,710	770	185	556	814	539	823	43
	16,822	8,538	4,785	6,297	1,559	2,680	6,055	2,351	3,362	1,957
	185	4,027	2,220	2,883	996	1,524	618	1,249	335	2,513
	456	3,760	648	1,768	892	614	1,353	319	599	470
	2	315	175	300	24	104	10	158	-	153
	8,098	13,973	9,023	11,843	6,189	6,688	2,801	3,715	1,662	4,571
	42,542	40,285	31,226	32,886	25,301	35,312	19,500	36,494	24,537	26,204
	37,088	3,282	4,181	3,653	4,006	4,103	736	401	2,286	1,374
	-	-	-	-	-	-	-	-	-	-
	-	-	-	-	-	-	5	-	-	-
	3,940	156,862	15,657	62,434	7,440	24,961	17,512	13,168	8,076	8,675
	17,705	15,524	11,050	5,412	1,980	10,370	6,139	4,655	1,051	2,932
	-	-	-	-	-	-	2	2	-	-
	3,745	26,199	16,638	22,971	5,595	662	1,416	850	1,063	1,418
	-	-	-	-	-	-	-	-	-	-
	1,014	6,954	3,352	2,113	519	12,731	3,917	10,824	4,794	951

2015 INTERNATIONAL CLEANUPS

COUNTRY/TERRITORY						
	PEOPLE	POUNDS	KILOGRAMS	MILES	KILOMETERS	TOTAL ITEMS COLLECTED
MALAYSIA	441	2,048	929	9.1	14.6	16,615
MALTA	10	33	15	0.2	0.4	30
MARSHALL ISLANDS	88	1,751	794	1.3	2.0	1,986
MAURITIUS	179	1,153	523	1.1	1.7	8,564
MEXICO	17,989	136,319	61,833	135.2	217.8	403,709
MOROCCO	4	1,984	900	0.9	1.5	2,045
NETHERLANDS	39	419	190	0.3	0.4	202
NEW ZEALAND	30	247	112	0.3	0.5	258
NICARAGUA	2,863	36,124	16,386	33.6	54.1	80,248
NIGERIA	9	110	50	1.0	1.6	2,084
NORTHERN MARIANA ISLANDS	1,315	3,877	1,759	49.3	79.4	40,010
NORWAY	2	7	3	0.1	0.2	7
PERU	14,454	531,781	241,212	131.0	210.8	587,092
PHILIPPINES	256,904	665,294	301,772	588.1	946.4	404,144
PORTUGAL	83	1,069	485	1.4	2.3	3,471
PUERTO RICO	12,495	120,457	54,638	255.2	410.7	594,375
ROMANIA	300	6,614	3,000	1.0	1.6	23,210
RUSSIA	90	95	43	0.2	0.2	1,694
SABA	114	210	95	6.6	10.6	5,021
SAINT KITTS AND NEVIS	440	3,302	1,498	11.1	17.7	21,115
SAINT VINCENT AND THE GRENADINES	159	1,173	532	3.5	5.6	8,973
SAUDI ARABIA	2,203	10,847	4,920	4.6	7.5	21,575
SENEGAL	200	11,588	5,256	1.9	3.0	5,635
SINGAPORE***	-	-	-	-	-	-
SINT MAARTEN, DUTCH WEST INDIES	416	5,193	2,356	1.0	1.6	5,326
SLOVENIA	121	249	113	6.0	9.7	12,855
SOUTH AFRICA	9,735	68,602	31,117	311.9	502.1	181,033
SOUTH KOREA	5,271	341,772	155,025	26.0	42.0	187,864
SPAIN	1,336	17,371	7,880	13.8	22.2	149,724
SRI LANKA	12,612	112,523	51,040	126.4	203.5	629,588
SWEDEN	516	3,400	1,542	2.4	3.8	548
SWITZERLAND	2	2	1	0.1	0.1	-
TAIWAN	9,279	74,003	33,567	10,877.7	17,506.0	97,953
TANZANIA	368	5,545	2,515	1.1	1.8	51,047
THAILAND	3,165	3,535	1,603	10.9	17.5	100,291
TRINIDAD AND TOBAGO	2,137	23,235	10,539	19.9	32.0	116,884
TURKEY	200	772	350	0.3	0.5	8,836
U.S. VIRGIN ISLANDS	1,019	3,689	1,673	17.3	27.7	39,629
UNITED ARAB EMIRATES	447	3,178	1,441	8.6	13.9	15,232
UNITED KINGDOM	5,920	39,409	17,876	52.3	84.9	186,711
UNITED STATES	204,022	3,969,553	1,800,560	9,784.9	15,746.4	4,899,551
URUGUAY	3,500	9,921	4,500	34.8	56.0	35,975
VANUATU	89	1,160	526	3.8	6.1	9,336
VENEZUELA	16,499	411,451	186,631	70.3	113.1	271,264
VIETNAM	123	2,441	1,107	0.8	1.3	14,773
ZIMBABWE	45	485	220	6.2	10.0	2,503
GRAND TOTAL	791,336	18,062,911	8,193,200	25,188.6	40,538.8	13,806,887

TOP 10 ITEMS COLLECTED GLOBALLY

	 1 CIGARETTE BUTTS	 2 PLASTIC BEVERAGE BOTTLES	 3 FOOD WRAPPERS	 4 PLASTIC BOTTLE CAPS	 5 STRAWS, STIRRERS	 6 OTHER PLASTIC BAGS	 7 GLASS BEVERAGE BOTTLES	 8 PLASTIC GROCERY BAGS	 9 METAL BOTTLE CAPS	 10 PLASTIC LIDS
	1,582	880	878	734	977	570	306	964	293	184
	-	9	-	-	-	-	3	-	-	-
	-	289	162	77	-	157	-	150	-	80
	2,735	745	643	440	48	354	194	138	796	85
	81,373	34,692	15,738	30,886	14,913	11,149	18,686	10,899	19,741	15,386
	100	200	15	350	80	100	150	80	200	50
	-	13	27	-	-	-	15	25	-	-
	-	25	21	5	-	-	48	16	9	-
	6,737	10,882	7,337	7,362	3,055	2,624	1,204	5,854	954	4,569
	50	258	250	126	76	401	54	78	50	33
	9,061	2,098	2,525	1,631	558	1,279	1,106	1,040	727	488
	-	-	-	-	-	-	-	-	-	-
	6,805	41,270	17,857	14,355	8,956	15,309	17,349	14,823	13,498	15,562
	65,933	8,480	54,143	24,480	24,535	31,857	4,462	40,795	9,765	13,397
	1,740	141	163	44	40	58	106	67	32	46
	132,146	35,245	22,068	30,066	38,654	12,162	27,822	10,446	31,102	25,690
	-	-	-	-	-	-	-	-	-	-
	243	234	131	60	65	27	285	29	19	22
	555	425	120	246	35	79	447	39	113	23
	113	4,706	440	2,332	292	606	615	422	113	132
	151	3,491	342	577	13	247	907	111	247	30
	1,590	1,385	1,045	1,135	810	992	840	965	691	1,046
	289	591	581	276	172	434	90	226	78	71
	-	-	-	-	-	-	-	-	-	-
	42	1,688	27	60	85	421	1,002	468	20	21
	6,185	162	455	550	237	600	41	104	80	-
	20,406	14,315	30,672	13,245	3,512	2,943	2,034	2,370	1,922	1,720
	14,862	16,114	22,287	19,605	2,811	6,763	5,765	7,520	6,321	7,005
	18,504	4,558	4,453	7,959	8,616	2,091	1,066	1,387	1,047	1,597
	28,928	56,558	26,758	34,185	21,417	33,902	24,548	35,788	19,841	13,739
	-	-	-	-	-	-	200	3	-	-
	-	-	-	-	-	-	-	-	-	-
	2,944	11,879	2,608	12,946	12,518	-	7,275	10,243	-	-
	175	996	7,287	6,728	901	2,713	706	3,015	2,175	3,452
	2,824	4,211	11,930	10,241	6,119	2,022	5,769	2,378	363	613
	2,251	24,880	5,180	9,117	1,609	3,168	8,264	1,240	5,266	1,223
	3,063	4,057	68	-	-	-	685	58	-	-
	2,257	3,517	2,564	2,917	1,961	971	3,352	889	3,932	716
	2,813	1,469	519	1,619	370	336	353	262	528	280
	6,531	6,758	15,175	13,031	110	2,331	1,082	2,682	2,868	80
	1,078,738	221,624	340,231	283,715	147,879	88,654	118,973	81,703	119,294	75,130
	2,114	2,131	2,634	3,503	1,522	2,287	472	1,731	491	2,664
	571	321	1,183	268	336	247	191	298	259	217
	16,285	36,134	9,905	32,067	12,725	11,963	17,875	13,295	10,362	11,499
	99	659	1,017	329	592	581	202	1,226	261	245
	-	-	175	-	-	365	-	175	400	-
	2,117,565	1,022,470	887,589	856,340	437,071	424,434	401,874	401,622	381,169	351,585

CLEANUP REACHES OLYMPIC PROPORTIONS!



The weight of all aluminum cans collected is equal to the weight of **30** scooters or more than **20,000** Olympic medals.



Enough plastic beverage bottles were collected to fill a water polo competition pool.



Enough rope and tires were collected for all **14,000** spectators at Rio Olympic Arena to compete in the rings at the same time.



The total weight of trash collected is equivalent to the weight of over **100** Boeing 737s. That's enough airplanes to fly every athlete to and from the Olympic games.




Enough balloons were collected to lift the starting lineup of an Olympic Rugby team.



Enough plastic utensils were collected to line the entire marathon course around Rio de Janeiro.

A pole vaulter would need to reach a height over **200** meters to clear a wall made from all the straws collected. Talk about a new world record! That is equivalent to a vault over "The Wall" in Game of Thrones.





TINY TRASH, BIG IMPACTS

Tiny Trash are items measuring less than 2.5 cm.

1,332,799
Plastic Pieces

950,293
Foam Pieces

594,349
Glass Pieces

Global Weird Finds



Global Totals

Total global trash weight is equivalent to the weight of

437 whale sharks.

The total global straws collected, when laid end to end could extend down to the deepest point on Earth, the Mariana Trench, and back to sea level

3 times.

Total distance cleaned is equal to nearly

6 times the length of the Amazon River.

Top 10 Items Collected



1. CIGARETTE BUTTS
2,127,565



2. PLASTIC BEVERAGE BOTTLES
1,024,470



3. FOOD WRAPPERS
888,589



4. PLASTIC BOTTLE CAPS
861,340



5. STRAWS, STIRRERS
439,571



6. OTHER PLASTIC BAGS
424,934



7. GLASS BEVERAGE BOTTLES
402,375



8. PLASTIC GROCERY BAGS
402,122







9. METAL BOTTLE CAPS
381,669




10. PLASTIC LIDS
351,585

2015 U.S. CLEANUPS

STATE	 PEOPLE	 POUNDS	 MILES	 TOTAL ITEMS COLLECTED
ALABAMA	5,306	48,229	238.8	208,159
ARIZONA	55	695	1.0	3,028
ARKANSAS	67	1,500	36.0	2,076
CALIFORNIA	66,405	1,148,430	2,583.8	865,598
COLORADO	36	121	2.5	1,373
CONNECTICUT	2,226	22,697	84.4	103,225
DELAWARE	1,460	12,261	75.1	64,787
DISTRICT OF COLUMBIA	306	2,025	3.5	21,016
FLORIDA	29,276	346,265	1,211.1	952,568
GEORGIA	26,514	335,628	1,393.2	74,004
HAWAII	2,258	33,713	69.7	130,113
IDAHO	83	755	1.9	4,387
ILLINOIS	2,188	5,474	19.4	104,227
INDIANA	505	1,268	7.8	39,464
LOUISIANA	1,968	9,044	68.2	67,749
MAINE	1,186	19,674	74.8	16
MARYLAND	962	41,278	37.5	285,074
MASSACHUSETTS	3,095	74,851	132.6	139,643
MICHIGAN	1,776	5,360	115.5	103,454
MINNESOTA	104	310	12.8	8,096
MISSISSIPPI	1,818	13,008	97.6	49,620
NEBRASKA	262	2,887	42.0	18,364
NEVADA	11	65	4.5	713
NEW HAMPSHIRE	1,220	9,080	36.5	38,210
NEW JERSEY	3,073	21,661	87.3	166,727
NEW YORK	7,728	125,569	243.8	375,025
NORTH CAROLINA	4,865	47,610	219.0	109,848
OHIO	1,918	16,232	38.4	101,884
OREGON	4,132	63,718	292.3	13,066
PENNSYLVANIA	14,006	1,010,000	1,719.1	111,598
RHODE ISLAND	2,209	19,698	66.8	162,304
SOUTH CAROLINA	3,698	27,888	170.8	124,311
TEXAS	4,093	126,733	82.9	190,554
VERMONT	276	7,733	19.9	3,063
VIRGINIA	6,505	341,135	376.1	174,049
WASHINGTON	1,120	25,118	86.6	40,603
WISCONSIN	1,312	1,841	32.0	41,555
GRAND TOTAL	204,022	3,969,553	9,784.9	4,899,551

TOP 10 ITEMS COLLECTED IN THE UNITED STATES

	 1 CIGARETTE BUTTS	 2 FOOD WRAPPERS	 3 PLASTIC BOTTLE CAPS	 4 PLASTIC BEVERAGE BOTTLES	 5 STRAWS, STIRRERS	 6 BEVERAGE CANS	 7 METAL BOTTLE CAPS	 8 GLASS BEVERAGE BOTTLES	 9 OTHER PLASTIC & FOAM PACKAGING	 10 OTHER PLASTIC BAGS
	58,384	13,340	10,174	12,730	6,696	8839	3,695	5,155	3293	3,302
	385	279	40	121	88	49	17	53	63	174
	201	186	84	120	87	174	37	83	52	45
	154,303	65,609	32,654	15,314	17,129	9990	17,213	13,274	24291	13,022
	259	227	54	90	40	70	27	41	34	52
	26,948	9,723	5,978	7,123	4,252	2185	5,415	2,161	1797	2,138
	19,127	5,022	3,363	3,841	1,609	2239	825	1,701	1157	1,444
	985	1,936	1,417	2,400	540	553	247	607	954	508
	246,502	64,321	74,477	46,987	33,720	31059	35,896	25,620	18252	16,168
	28,257	11	-	10,690	2,532	7610	-	8,035	788	2
	28,446	8,580	7,821	3,946	1,769	2790	5,176	2,180	2670	1,672
	1,233	327	111	105	86	148	62	64	37	58
	32,810	6,971	6,660	2,374	3,249	1970	3,971	1,506	1318	1,422
	14,712	1,572	3,334	618	1,172	350	506	241	368	307
	11,436	6,440	5,502	5,304	3,555	2607	2,797	1,673	1382	1,317
	-	-	-	1	-	0	-	-	0	-
	11,914	5,007	3,987	7,859	2,156	2531	1,146	2,546	1115	834
	31,965	10,131	8,301	11,240	3,622	3324	2,265	1,847	2782	5,170
	30,321	6,289	6,672	1,362	3,291	898	1,131	531	1511	1,046
	3,134	702	222	218	123	292	105	135	187	77
	15,392	3,450	2,550	2,204	1,400	1670	1,543	1,839	513	778
	2,347	2,090	604	1,754	264	2238	359	801	270	572
	228	117	28	22	3	34	30	25	2	6
	20,584	1,736	978	781	493	434	424	315	718	297
	22,319	21,831	17,047	12,545	9,701	3840	2,102	3,544	1573	4,075
	54,242	27,884	28,702	15,941	18,715	8755	13,806	8,552	6186	10,502
	37,740	7,340	7,538	4,679	3,420	3256	1,873	2,061	1610	1,297
	10,441	7,693	6,111	5,594	3,404	3219	914	1,921	2030	2,506
	4,139	1,105	652	347	291	252	260	209	113	353
	23,772	10,456	5,147	7,317	3,329	3675	2,015	7,149	1507	1,341
	47,858	10,749	8,038	6,091	5,111	3944	3,688	3,597	2751	3,688
	48,213	8,827	5,920	5,629	3,627	5330	2,449	4,010	1519	2,092
	37,171	10,275	20,519	10,646	6,412	6413	5,596	2,163	4534	3,849
	375	529	29	560	14	77	93	49	1	90
	30,195	14,151	5,641	13,330	3,840	7954	1,672	13,977	3412	7,548
	9,668	2,801	1,266	898	793	696	1,093	776	1219	507
	12,732	2,524	2,094	843	1,346	744	846	532	724	395
	1,078,738	340,231	283,715	221,624	147,879	130,209	119,294	118,973	90,733	88,654

PARTNERSHIPS: ENGAGING FOR OUTCOMES



Norton Point

Norton Point is an eyewear brand based on the island of Martha's Vineyard, MA. The company believes that plastic flowing into our oceans is one of our planet's greatest environmental challenges, and it has chosen to become part of the solution. Norton Point has developed the first line of eyewear made from recovered high-density-polyethylene ocean plastics. As a company its mission is to create a value chain for the reuse of ocean plastics by selling fashionable, high-quality eyewear. In keeping with its mission, Norton

Point reinvests 5% of net profits back into improving global clean up and mediation practices toward reducing the impact of ocean plastic. Ocean Conservancy looks forward to working closely with Norton Point to provide another life for items collected from beaches and waterways.

The National Oceanic and Atmospheric Administration: A Leader in Marine Debris Prevention

Since 2005, cutting-edge work by the NOAA Marine Debris Program (MDP) has moved the issue of ocean trash

forward dramatically. Now celebrating its 10th anniversary, the federal program – tasked by the 2006 Marine Debris Research, Prevention, and Reduction Act (renamed the Marine Debris Act in 2012) with protecting the U.S. marine environment from

the harmful effects of debris – has partnered with the International Coastal Cleanup since the MDP's inception. Over the past 10 years, NOAA-led research and outreach has significantly increased public awareness of the issue of marine debris. The NOAA MDP

THE COCA-COLA COMPANY, EGYPT

“Sixty volunteers were excited to join this event on the weekend. The team's objective was to make a difference to Egypt, the country we live in and love ... We were told, 'We did not only clean the place, but also inspired others to keep it clean!'”

Hend El-Halaby & Haitham Cherif, Cairo Concentrate Plant, The Coca-Cola Company

also supports innovative projects such as “Fishing for Energy” which converts old fishing gear – a major marine debris problem – into electricity. Additionally, the MDP focuses on regional coordination and is emphasizing this effort through the creation of regional marine debris action plans.

The NOAA MDP contributes experience as well as funding for International Coastal Cleanup outreach and education. NOAA MDP experts share invaluable research and insights with staff, and employees get personally involved by participating in events from the Gulf of Alaska to the Gulf of Mexico. “Our ultimate goal is to prevent the impacts of marine debris, and the awareness that the International Coastal Cleanup brings to this important issue across the country

and around the world is invaluable,” says Nancy Wallace, Director of the NOAA Marine Debris Program. “We are proud to partner with Ocean Conservancy and to support this yearly cleanup effort that has such a positive impact on this important issue.”

Strong Partners and Good Mates

Brunswick, a leader in the marine industry, established the Brunswick Foundation in 1997 to support community development and organizations that enhance the country’s water resources for the public’s recreational use. Since 1997, Brunswick has supported Ocean Conservancy’s International Coastal Cleanup and Good Mate programs, enabling Ocean Conservancy to engage with boaters and build partnerships with organizations such as the U.S. Coast Guard Auxiliary, U.S. Power Squadrons and the North American Marine Environment

Protection Association. By continuing outreach and engaging new partners, we are charting a course toward trash free seas.

Bank of America’s Ocean Commitment

Bank of America is a long-time partner of Ocean Conservancy and the International Coastal Cleanup, participating in events since 2000. Many of its employees across the globe have volunteered to participate in local cleanup events.

“The results from these coastal cleanup events highlight the impact that each one of us can have in our local communities by doing something as simple as picking up debris from our coastlines,” says Alex Liftman, Global Environmental executive at Bank of America.

In 2012, the company was quick to respond when Ocean Conservancy organized cleanups in California, Oregon and Washington as debris from the 2011 Great East Japan Earthquake and Tsunami made its way onto U.S. shores. More recently during the 2015 International Coastal Cleanup, over 1,000 employees participated in events from Boston to Mumbai. Whether it is supporting employee engagement or responding to emergency needs, Bank of America is committed to promoting ocean sustainability worldwide.

“Regardless of where you live, your well-being depends on a healthy ocean,” Liftman says.

Bank of America is also a member of Ocean Conservancy’s Trash Free Seas Alliance®.

2015 International Coastal Cleanup Sponsoring Partners

The Coca-Cola Company

Bank of America
Cox Conserves
National Oceanic and Atmospheric Administration

Altria Group, Inc.
Brunswick Public Foundation
The Dow Chemical Company
Glad
Hollomon Price Foundation
ITW
Johnson & Johnson Family of Consumer Companies
The Martin Foundation
Owens-Illinois, Inc.
Robert & Toni Bader Charitable Foundation

OUTREACH PARTNERS:

Keep America Beautiful
Project AWARE
U.N. Environment Programme
U.S. Department of State

Good Mate Boat Cleanups

PEOPLE: **8,313**

POUNDS: **139,208**
(63,144 KG)

MILES: **632**
(1,017 KM)



USA

LOOKING AHEAD: EMERGING OCEAN TRASH SCIENCE

Celebrating Victories and Creating Models for the Future

At times, the state of ocean trash can be overwhelming. New reports come out regularly showing the devastating impacts ocean plastic pollution can have on wildlife that call the ocean home. However, it is critical to celebrate the victories, and in 2016, there is cause for a huge celebration!

Thanks to ocean advocates, including each International Coastal Cleanup volunteer, the United States Congress backed a bill banning the use of microbeads in personal care products. On December 28, 2015, President Obama signed this bill into law.

Microbeads might be tiny, but this legislation is huge. The new law means companies will phase out the sale of products containing microbeads over the next two years and will stop making personal care products with microbeads altogether by July 1, 2017.

These small plastic particles have been a staple ingredient in everyday products we use such as body washes, facial scrubs and toothpastes.



MOROCCO

Since they're too small to be filtered out by water treatment plants, they flow straight from our sinks to the ocean and into the mouths and gills of sea creatures around the world.

The ban on microbeads is a big step toward stopping plastics from entering our ocean. This new legislation shows a growing bipartisan dedication of lawmakers to create a more sustainable ocean – a mission we can all get behind.

Researching the Link Between Plastics, Fish and Our Clothing

Much of the plastic pollution found across the globe is small, less than 1mm in size. Recently, microplastic has been reported in many surprising places including at the base of the food chain (plankton) as well as in arctic sea ice, deep-sea sediments, rain and our seafood. Yes, our seafood. Researchers who purchased products from markets have reported microplastic in shellfish,

fish and sea salt.

In a recent study, scientists quantified plastic in fish from fish markets in Indonesia and the United States. They found debris in a similar amount of fish from each location – roughly 25% of the animals purchased. These include salmon, rockfish, anchovies, bass and oysters. What was striking was the difference in the *type* of debris found. In Indonesia, the majority of the debris

“ In Indonesia, the majority of the debris found in fish guts were fragments of **plastic**. In contrast, researchers found mostly **fibers** inside the stomachs of fish and oysters from U.S. markets. ”

found in fish guts were fragments of plastic. In contrast, researchers found mostly fibers inside the stomachs of fish and oysters from U.S. markets.

Researchers hypothesize that differences are driven by waste management strategies. In Indonesia, waste management infrastructure is less developed, and large plastic products often leak or are discarded into the marine environment. In the U.S., infrastructure is more developed, and large volumes of treated wastewater, which include fibers, are discarded at sea. One source of these fibers is from washing our clothes.

Like microbeads, plastic fibers are a component in treated effluent from wastewater treatment plants, but their small size currently makes filtering them impossible. The concentrated wastewater from washing machines empties into the ocean from more than 200 wastewater treatment plants.

This type of marine debris has been gaining increasing attention as a global contaminant, but the impacts remain largely unknown. What we do know is that further study is warranted, as fibers are increasingly being reported in marine habitats and animals.

Using Cleanup Data to Establish a Debris Density Baseline

Citizen science is at the core of the International Coastal Cleanup. For the past three decades, more than 11.5 million citizen scientists across 153 countries have documented and removed more than 200 million items of debris from beaches, waterways and oceans. As a result, this amassed data set is unparalleled in scope and scale. Through a new research partnership, a team from NOAA, Ocean Conservancy and CSIRO have set out to further advance scientific knowledge by using statistical tools to draw out additional insights from this 30-year data set, with the goal of establishing a first-ever debris density baseline for the United States. Currently underway, this analysis elucidates temporal and spatial trends in marine debris that will help decision-makers develop more effective policies to confront the diverse challenge of marine debris. Additionally, the analysis strives to draw out inferences about causative factors – such as land use, population density and geographic elements – that drive differences in patterns among varying product types. Research like this highlights the value and power of citizen science and further exemplifies the tremendous effects of International Coastal Cleanup data.



6 DEGREES OF SEPARATION

How does trash travel?



POWER OF PARTNERSHIPS: PATHWAYS TO GLOBAL ACTION

Collaboration in the Pacific Islands

New International Coastal Cleanup Coordinator Kelsey Richardson works on marine debris issues across 21 Pacific island countries and territories with the Secretariat of the Pacific Regional Environment Programme (SPREP). Waste is a serious and growing problem in the region. With remote locations, limited space (small islands) and growing populations, Pacific island countries and territories are faced with financial and human resource capacity constraints and have very little space to dispose of their trash. There is a high risk for island trash to end up in the ocean as pollution, with negative impacts to surrounding marine ecosystems. In celebration of the 30th International Coastal Cleanup, SPREP spearheaded collaborative efforts working with countries across the Pacific region to organize local Cleanups.

Engagement in Kuwait

The Kuwait Dive Team “Guardians of the Sea” is one of the new members to the International Coastal Cleanup network in 2015. For years the Kuwait

Dive Team has been the go-to group in the nation for removal of sunken vessels and large debris – work that spans Kuwait’s entire coastline and offshore islands. They also monitor coral reef ecosystems and rescue entangled marine life. Like Ocean Conservancy, they are involved with outreach and education and even have a “Beach Cleanup Mobile Unit” van that has brought cleanup resources and environmental education to hundreds of students. What’s more, in August 2015, the Kuwait Dive Team created the Global Environmental Guardian Network that seeks to foster collaboration and cooperation among environmental organizations and teams that carry out similar missions.

Unprecedented Forum in China

In December 2015, there was an unprecedented gathering of local and international environmental organizations, government agencies and academic institutions in Haikou, China. The First China Ocean Philanthropy Forum was the first nationwide forum focusing on ocean conservation and sustainability in China. The Forum was initiated by



PHILIPPINES

UNDERWATER CLEANUPS

In collaboration with Project AWARE



To find out more or to get involved under the surface, check out our partner **Project AWARE** at www.projectaware.org/diveagainstdebris.



the China Blue Sustainability Institute and Shanghai Rendu Ocean NGO Development Center (the International Coastal Cleanup Coordinator for China), to enhance the communication among ocean-related NGOs in China and to raise public attention on ocean sustainability issues. The two-day event attracted 95 institutions and organizations across China, Taiwan and Hong Kong, with over 150 participants. Ocean Conservancy applauds China Blue and Rendu for organizing this historic event. The Forum is the first platform in China that connects NGOs with government, research institutes and industry on ocean issues, and it is a testament to the incredible efforts around the world to protect the marine environment.

Transforming Waste in the Philippines

Over the years, Zoological Society of London-Philippines (ZSL-P) has actively promoted and supported the annual International Coastal Cleanup. While they have helped catalyze the annual participation of thousands of volunteers in partner communities and local governments, ZSL-P has also created Net-Works – their banner initiative directed at finding more sustainable, broad-based and innovative solutions to address instances of dumping or abandoning fishing nets in the ocean. Net-Works operates at 22 collection sites in two regions in central Philippines, where collected nets are

shipped to their processing partner in Europe, Aquafil. Aquafil uses the nets to create a nylon yarn that is then manufactured into carpet tiles by the company, Interface. As of August 2015, Net-Works has shipped 114,495 lbs. (51,934 kg) of net to Aquafil.

Beautifying Lake Malawi

In Malawi, a team of concerned citizens led by Mosess Sankson and Innocent Mjumira came together in 2015 to ensure that Lake Malawi, the third largest freshwater lake in Africa and a UNESCO World Heritage Site, had an International Coastal Cleanup event. The team, named the Malawi Beach & Underwater Cleanup, worked with Ocean Conservancy to make sure it had materials and a plan in place. Its first cleanup was a huge success with 135 volunteers participating in the removal of nearly 63,000 pieces of trash. Having witnessed a cleanup in Cape Town, South Africa, Mosess was inspired to build on the efforts in Malawi. He envisions a trash free “beautiful crystal blue Lake Malawi” and looks forward to the 2016 International Coastal Cleanup in Malawi.

Promoting the Prevention in the South Pacific

International Coastal Cleanup Coordinators in South America are leading the charge to address the problem of marine debris on the South Pacific marine ecosystem. In 2015 VIDA, the Coordinators in Peru,



began a regional training program in collaboration with Coordinators in Chile, Ecuador and Colombia. This tremendous effort includes marine debris workshops and beach cleanups to target the most problematic forms of debris in the region. Their work is supported by the U.S. Department of State, the Regional Office of the Environment at the U.S. Embassy in Peru and the Permanent Commission for the South Pacific. The goal of the initiative is to aggregate the data across the four countries and establish a regional data snapshot that highlights the most persistent and threatening forms of debris to the Pacific Coast's ocean and coastal habitats.

A Big Year for Canadian Shorelines

Canadians love being around the water. With the longest coastline in the world and thousands of lakes

and rivers, every Canadian lives near a shoreline. Since 1994, the Great Canadian Shoreline Cleanup has contributed to the International Coastal Cleanup and encouraged Canadians to protect their waterways by coordinating shoreline cleanups. A joint initiative of the Vancouver Aquarium and WWF-Canada and presented by Loblaw Companies Limited, the Shoreline Cleanup celebrated its most events in one year in 2015, with more than 2,000 cleanups registered across Canada. By collaborating with groups such as Girl Guides of Canada, federal and regional parks agencies, and key municipalities, the Shoreline Cleanup continues to reach new audiences. They look forward to the next 20 years of protecting Canadian shorelines and waterways from the threats of litter.

A SPECIAL THANK YOU

2015 COORDINATORS

INTERNATIONAL CLEANUPS:

ARGENTINA

Asociacion ReCrear
Liliana Toranzo

AUSTRALIA

BeachCare, Griffith Centre for Coastal Management
Tegan Croft
Tangaroa Blue Foundation
Heidi Taylor

BAHAMAS

ABACO
Friends of the Environment
Olivia Patterson

GRAND BAHAMA ISLAND

Bahamas Ministry of Tourism
Andre Cartwright

NASSAU

Dolphin Encounters
Linzi Knowles-Belton

BANGLADESH

S. M. Muntasir Mamun
Kewkradong

BARBADOS

Caribbean Youth Environment Network
- Barbados
Sade Deane

BELIZE

The Scout Association of Belize
Ricardo N. Alcoser

BERMUDA

Keep Bermuda Beautiful
Anne Hyde

BRAZIL

ASSU
Caio Marco Antonio

BRITISH VIRGIN ISLANDS

Conservation & Fisheries Department
Jasmine Bannis

BRUNEI

Beach Bunch
Rizan Latif
Brunei Shell Petroleum
Alan Tan

CAMBODIA

Marine Conservation Cambodia
Delphine Duplain & Amick Haissoune

CANADA

Great Canadian Shoreline Cleanup,
Vancouver Aquarium Marine Science Centre
Kate Le Souef

CAYMAN ISLANDS

Dolphin Discovery
Kayla Morawski

CHILE

Aquatic Environment Preservation Department, DIRECTMAR, Chilean Navy
Macarena Maldifassi

CHINA

Shanghai Rendu NPO Development Centre
Yonglong Liu

COSTA RICA

Asociacion Terra Nostra
Giovanna Longhi

CYPRUS

ISOTECH and AKTI Project and Research Centre
Demetra Orthodoxou

DOMINICA

Dominica Youth Environment Organization
Terry Raymond

DOMINICAN REPUBLIC

Fundación Vida Azul
Oscar Oviedo

ECUADOR

Mar y Ambiente Consultores
Jaime Paredes

EL SALVADOR

Vivazul El Salvador
Enriqueta Ramirez

FRANCE

Ar Viltansou
Arnaud Botquelen

GERMANY

Kieler Forschungswerkstatt
Henrike Bratz

GHANA

Smart Nature Freak Youth Volunteers Foundation of Accra-Ghana
Tyler Kobla

GREECE

HELMEPA
Constantinos Triantafillou

GRENADA

St. George's University
Dr. Clare Morrall

GUAM

Bureau of Statistics & Plans, Guam Coastal Management Program
Brenda Ann T. Atalig

GUATEMALA

Wildlife Rescue and Conservation Association (ARCAS)
Lucia Garcia

GUYANA

Caribbean Youth Environment Network - Guyana
Elon Mc Curdy

HONDURAS

Mahogany Bay Cruise Center
Elena González

HONG KONG

Ecozine's Hong Kong Cleanup
Lisa Christensen & Nissa Marion

INDIA NORTH

Indian Maritime Foundation
Commodore P K Malhotra

SOUTH

Indian Maritime Foundation
Admiral KR Srinivasan & Tilbin Thambi

INDONESIA

Plasticman Institute
Stefan Rafael

Bali Hotel Association
Jacinta Julianti Widiana

IRELAND

An Taisce - Environmental Education Unit
Sinead McCoy

JAMAICA

Jamaica Environmental Trust
Suzanne Stanley

JAPAN

Japan Environmental Action Network (JEAN)
Yoshiko Ohkura

KENYA

Local Ocean Trust Kenya
Casper van de Geer

Kenya Conservation of Aquatic Resources
David Olendo

World Student Community for Sustainable Development
Ezra Onyango

KUWAIT

Kuwait Dive Team
Dari AlHuwait

MALAWI

International Coastal Cleanup Malawi (ICCM)
Moses Laija Banda, Innocent Sopha Mjumira

“ [In the next 30 years] I would like to see a true drop in the amount of micro material – pellets and nodules – in the marine environment ... And of course that cleanups only collect materials that have been in the environment longer than 30 years ... no new introductions! ”

John Kieser, Plastics SA, South Africa

MALAYSIA

The Body Shop Malaysia
Wern Pei, Jesse Siew & Loshini John

MARSHALL ISLANDS

Marshall Islands Blu Cru
Benedict Yamamura

MAURITIUS

Belle Verte
Courtney Jenkins, Lee Foley, Virginia Lamarque & the Belle Verte Team

MEXICO

COLIMA
Universidad de Colima

Lidia Silva Iniguez

QUINTANA ROO

ARSA CARIBE
Araceli Ramirez Lopez

SONORA

Centro Intercultural de Estudios de Desiertos y Océanos (CEDO)
Paloma Valdivia & Sherie Steele

TAMAULIPAS

Club Regatas Corona, A.C.
Alejandra Lopez de Roman

MOROCCO

Surfrider Foundation
Yassine Belhouari

NICARAGUA

Paso Pacifico
Liza Gonzalez & Sarah Otterstrom

NIGERIA

Butterfly Events Nigeria
Christine Amadi-Ndawe

NORTHERN IRELAND

Keep Northern Ireland Beautiful
Nicola Murray

NORTHERN MARIANA ISLANDS

Coastal Resources Management Office
William T. Pendergrass

PACIFIC REGION

Secretariat of the Pacific Regional Environment Programme (SPREP)
Kelsey Richardson

PERU

VIDA- Instituto Para la Proteccion del Medio Ambiente
Ursula Carrascal & Arturo E. Alfaro Medina

PHILIPPINES

ICC Philippines
Geronimo P. Reyes

Philippine Coast Guard Auxiliary
Vice Admiral Valentin B. Prieto Jr.
PCGA

PORTUGAL

Sailors for the Sea Portugal
Mel Amancio & Isaac Silveira

PROJECT AWARE, UNDERWATER CLEANUPS

Project AWARE
Hannah Pragnell-Raasch & Ania Budziak

PUERTO RICO

Scuba Dogs Society
Angela Perez

ROMANIA

U.S. Embassy Bucharest, Navy League of the United States & Romania Council of Constanta
Stephanie Boscaino

“ My vision [for the next 30 years] is to keep growing, both the number of volunteers participating in cleanups around Mexico, and also the awareness of the dangers of ocean trash. ”

Alejandra Lopez de Roman, Club Regatas Corona A.C., Mexico

RUSSIA

Maritime State University
Yana Blinovskaya

SABA

Saba Conservation Foundation
Leslie Revel

SAINT KITTS AND NEVIS

NEVIS
Nevis Historical and Conservation Society

Danielle Moore

SAINT KITTS

Department of Physical Planning and Environment

Sylvester Belle

SAINT VINCENT AND THE GRENADINES

Sustainable Grenadines Inc.
Orisha Joseph, Martin Barriteau & Kristy Shortte

SAUDI ARABIA

APO- Center for Environmental Advocacy

Pedro Holanda

SCOTLAND

Keep Scotland Beautiful

Katie Murray & John Simpson

SENEGAL

U.S. Embassy of Senegal
Craig D. Gerard & Emma Tolerton

SINGAPORE

Lee Kong Chian Natural History Museum, NUS

N. Sivasothi

SINT MAARTEN, DUTCH WEST INDIES

Sint Maarten Pride Foundation
Norina Hermoso

SLOVENIA

Eco Vitae
Andreja Palatinus

SOUTH AFRICA

Plastics SA
John Kieser

Wayne Munger
Ezemvelo KZN Wildlife

SOUTH KOREA

Our Sea of East Asia Network
Dr. Jongmyoung Lee

SPAIN

Asociacion Ambiente Europeo
Daniel Rolleri

SRI LANKA

Marine Environment Protection Authority
Jagath Gunasekara

SWEDEN

Clean Sweden
Anton Hedlund

TAIWAN

National Museum of Marine Science & Technology, Taiwan Ocean Cleanup Alliance (TOCA)

Tai-Di Chang & Dr. Leon Yun-Chih

TANZANIA

Nipe Fagio Ltd.
Cathy Hadlow & Anton Fouquet

THAILAND

Department of Marine and Coastal Resources

Suhaitai Praisankul

TRINIDAD & TOBAGO

TRINIDAD

Caribbean Network for Integrated Rural Development

Marissa Mohamed

TOBAGO

Department of Natural Resources and the Environment

Deon Brebnor

TURKEY

Turkish Marine Environment Protection Association (TURMEPA)

Seyda Dağdeviren Hill

U.S. VIRGIN ISLANDS

ST. CROIX

University of the Virgin Islands - VIMAS
Marcia Taylor

ST. JOHN

Friends of Virgin Islands National Park
Karen Jarvis

ST. THOMAS

University of the Virgin Islands
Howard Forbes, Jr.

UNITED ARAB EMIRATES

Emirates Diving Association
Ahmed Bin Byat, Ibrahim Al-Zubi & Reema Abbas

UNITED KINGDOM

Marine Conservation Society
Lauren Eyles

URUGUAY

EcoPlata
Cristina Quintas

VANUATU

Vanuatu Environmental Science Society (VESS)

Dr. Christina Shaw

VENEZUELA

FUDENA
Déborah Bigio, Luisa Escobar, Nelson Ovalles

Vietnam

The Body Shop Vietnam
Kha Tran

US CLEANUPS:

ALABAMA

ADCNR State Lands Division Coastal Section

Angela Underwood

ARKANSAS

Arkansas Department of Parks & Tourism

Julie Lovett

CALIFORNIA

California Coastal Commission

Eben Schwartz

COLORADO

Colorado Springs Utilities

Allison Plute

CONNECTICUT

Save the Sound, Connecticut Fund for the Environment

Chris Cryder & Kelly Pfeiffer

DELAWARE

Delaware Department of Natural Resources & Environmental Control

Joanna Wilson

DISTRICT OF COLUMBIA

Ocean Conservancy

Emily Cotton

FLORIDA

Keep Florida Beautiful

Mary Jean Yon

GEORGIA

Georgia Environmental Protection Division

Harold Harbert

HAWAII

Keep the Hawaiian Islands Beautiful

Chris Woolaway

ILLINOIS

Alliance for the Great Lakes

Sarah Neville

INDIANA

Alliance for the Great Lakes

Sarah Neville

LOUISIANA

Save Our Lake, Lake Pontchartrain Basin Foundation

Joann Haydel

MAINE

Maine Coastal Program

Theresa Torrent

MARYLAND

Geri Schlenoff

MASSACHUSETTS

Massachusetts Office of Coastal Zone Management

Robin Lacey

MICHIGAN

Alliance for the Great Lakes

Jamie Cross

MINNESOTA

Alliance for the Great Lakes

Jamie Cross

MISSISSIPPI

Mississippi Marine Debris Task Force

Ed Cake & Irene McIntosh

NEBRASKA

Keep Nebraska Beautiful

Jane Polson

NEW HAMPSHIRE

Blue Ocean Society for Marine Conservation

Jen Kennedy

NEW JERSEY

New Jersey Clean Communities Council

Sandy Huber & Paula Berg

Clean Ocean Action

Catie Tobin

NEW YORK

American Littoral Society

Natalie Grant

NORTH CAROLINA

Wake Soil & Water Conservation District

Sheila Jones

OHIO

Alliance for the Great Lakes

Hyle Lowry

Partners for Clean Streams

Ava Slotnick

OREGON

SOLVE

Joy Irby

PENNSYLVANIA

Keep Pennsylvania Beautiful

Michelle Dunn

RHODE ISLAND

Save the Bay

July Lewis

SOUTH CAROLINA

South Carolina Sea Grant Consortium

Susan Ferris Hill

S.C. DHEC Ocean and Coastal Resource Management, Adopt-A-Beach Program

Liz Hartje

TEXAS

Texas General Land Office

Reneé Tuggle

VERMONT

Rozalia Project for a Clean Ocean

Rachael Miller

VIRGINIA

Clean Virginia Waterways- Longwood University

Katie Register

WASHINGTON

Joan Hauser-Crowe

Washington CoastSavers

Jon Schmidt

Puget Soundkeeper Alliance

Kathryn Davis

WISCONSIN

Alliance for the Great Lakes

Todd Brennan

Mera Yi

“ SOLVE is fortunate to have many ‘ocean trash heroes’ that have been with us since the first volunteer coastwide cleanup in Oregon in 1984 including Mark Saelens [who] always goes above and beyond to take groups out during the year and Angela Stewart who served as a zone captain for 28 years! ”

Joy Irby, SOLVE, USA

U.S. VIRGIN ISLANDS





CREATE A CLEAN SWELL

With Clean Swell™, join a global community working to improve our ocean by adding vital data to the world's largest database on marine debris. This database is used by scientists, conservation groups, governments and industry leaders to study ocean trash and take action to ensure trash never reaches our beaches.



ISRAEL

ACKNOWLEDGMENTS

DESIGN

Dever Designs

PRINTING

Cavanaugh Press

TRASH FREE SEAS® PROGRAM:

DIRECTOR

Nicholas Mallos

SENIOR MANAGER/MANAGING EDITOR

Allison Schutes

SENIOR MANAGER, COMMUNICATIONS

Adam Williams

MANAGER

Eric DesRoberts

PROJECT AND OUTREACH SPECIALIST

Sarah Kollar

COORDINATOR

Emily Cotton

PHOTO CREDITS

Front cover: Nicholas Mallos

Inside front cover: Ireland: Clean Coasts Ireland; Malaysia: Muda Am; Philippines: Geronimo P. Reyes; Ghana: Tyler Kobla

1. Andreas Merkl; Paolo Vescia/Ocean Conservancy; USA: Keep Pennsylvania Beautiful
2. USA: Michael Hults; Japan: Japan Environmental Action Network; USA: 1989, Andrew Hamman
3. Jamaica: Jamaica Environment Trust; Greece: HELMEPA; USA: SOLVE; Hong Kong: Hong Kong Cleanup; Dominican Republic: Fundación Vida Azul
4. Ghana: Tyler Kobla
5. Midway Island: Nicholas Mallos
16. Jamaica: Jamaica Environment Trust
17. USA: SOLVE
18. Morocco: Yassine Belhouari
19. Slovenia: Uroš Robič, Institute for Water of the Republic of Slovenia
20. Philippines: Geronimo P. Reyes
21. Canada: Great Canadian Shoreline Cleanup
23. U.S. Virgin Islands: Howard Forbes, Jr.
24. Israel: Clean Coast Israel

Inside back cover: Ecuador: Santiago Diaz; Sint Maarten: Sint Maarten Pride Foundation; U.S. Virgin Islands: Howard Forbes, Jr.; South Africa: Plastics SA

Back cover: Nicholas Mallos



ECUADOR



SINT MAARTEN



U.S. VIRGIN ISLANDS



SOUTH AFRICA



1300 19th Street, NW, 8th Floor
Washington, DC 20036

With offices in Alaska and on the West,
Gulf and East coasts.

TOLL-FREE +1 800.519.1541

www.oceanconservancy.org

FOLLOW US

 facebook.com/oceanconservancy

 twitter.com/ourocean

 instagram.com/oceanconservancy

अंतरराष्ट्रीय तटीय सफाई

“This report is not about trash. It's about people – people all over the world who care about the health of our planet and who put that care into action.”

1993 International Coastal Cleanup Results

Limpieza Internacional de Costas
국제연안정화

国際海岸クリーンアップ

ΠΑΓΚΟΣΜΙΟΣ
ΕΘΕΛΟΝΤΙΚΟΣ
ΚΑΘΑΡΙΣΜΟΣ ΑΚΤΩΝ

International Coastal Cleanup

Международная акция по очистке побережья

Limpeza Costeira Internacional

国际海滩清洁日

التنظيف الدولي للسواحل

Usafishaji wa Kimataifa wa Pwani

Nettoyage des Côtes Internationales

