

Regulatory Instruments for Fair Personalized Pricing

Renzhe Xu¹, Xingxuan Zhang¹, Peng Cui^{1*}, Bo Li², Zheyang Shen¹, Jiazheng Xu¹

¹Department of Computer Science and Technology, Tsinghua University, Beijing, China

²School of Management and Economics, Tsinghua University, Beijing, China

xrz199721@gmail.com, xingxuanzhang@hotmail.com, cuip@tsinghua.edu.cn

libo@sem.tsinghua.edu.cn, {shenzy17, xujz18}@mails.tsinghua.edu.cn

ABSTRACT

Personalized pricing is a business strategy to charge different prices to individual consumers based on their characteristics and behaviors. It has become common practice in many industries nowadays due to the availability of a growing amount of high granular consumer data. The discriminatory nature of personalized pricing has triggered heated debates among policymakers and academics on how to design regulation policies to balance market efficiency and equity. In this paper, we propose two sound policy instruments, *i.e.*, capping the range of the personalized prices or their ratios. We investigate the optimal pricing strategy of a profit-maximizing monopoly under both regulatory constraints and the impact of imposing them on consumer surplus, producer surplus, and social welfare. We theoretically prove that both proposed constraints can help balance consumer surplus and producer surplus at the expense of total surplus for common demand distributions, such as uniform, logistic, and exponential distributions. Experiments on both simulation and real-world datasets demonstrate the correctness of these theoretical results[†]. Our findings and insights shed light on regulatory policy design for the increasingly monopolized business in the digital era.

CCS CONCEPTS

• Applied computing → Electronic commerce.

KEYWORDS

fair personalized pricing, regulatory instruments, social welfare

ACM Reference Format:

Renzhe Xu, Xingxuan Zhang, Peng Cui, Bo Li, Zheyang Shen, and Jiazheng Xu. 2022. Regulatory Instruments for Fair Personalized Pricing. In *Proceedings of the ACM Web Conference 2022 (WWW '22)*, April 25–29, 2022, Virtual Event, Lyon, France. ACM, New York, NY, USA, 11 pages. <https://doi.org/10.1145/3485447.3512046>

*Corresponding Author

[†]<https://github.com/windxrz/fair-pricing>

Permission to make digital or hard copies of all or part of this work for personal or classroom use is granted without fee provided that copies are not made or distributed for profit or commercial advantage and that copies bear this notice and the full citation on the first page. Copyrights for components of this work owned by others than ACM must be honored. Abstracting with credit is permitted. To copy otherwise, or republish, to post on servers or to redistribute to lists, requires prior specific permission and/or a fee. Request permissions from permissions@acm.org.

WWW '22, April 25–29, 2022, Virtual Event, Lyon, France

© 2022 Association for Computing Machinery.

ACM ISBN 978-1-4503-9096-5/22/04...\$15.00

<https://doi.org/10.1145/3485447.3512046>

1 INTRODUCTION

Personalized pricing, once considered the idealized construction of economic theories, has become common practice in many industries due to the availability of the increasing amount of consumer data [31]. With the high granular data of consumers' characteristics, companies can precisely assess consumers' willingness to pay and develop pricing strategies appropriately. The main concern of personalized pricing is that it transfers value from consumers to shareholders, increasing inequality and inefficiency from a utilitarian standpoint [28]. As a result, effective regulatory policies are required to balance the benefits between consumers and companies.

The discriminatory nature of personalized pricing has triggered heated debates among policymakers and academics on designing regulatory policies to balance market efficiency and equity [22–24, 28, 54]. Although several legal constraints on antitrust [12, 43], data privacy [1, 2], and anti-discrimination [3, 31] have been proposed, their impact on social welfare, especially on the balance between consumer surplus and producer surplus, remains an open question. Recently, Dubé and Misra [18] have demonstrated that regulatory policies may be harmful to consumers, highlighting the challenges of developing proper policies that can guarantee the benefits of consumers.

In this paper, we study in designing effective policy instruments to balance benefits between consumers and companies. Similar to [16], we consider the most straightforward scenario where a monopoly sells a single product with fixed marginal cost to different consumers. In addition, we assume that the monopoly can precisely estimate each consumers' willingness to pay and the purpose of the monopoly is to find a personalized pricing strategy to maximize its revenue while remaining compliant with either of the policy instruments. We propose two sound policy instruments and prove their effectiveness in balancing consumer surplus and producer surplus. These two policies, named ϵ -difference and γ -ratio constraints, are introduced to regulate the range of personalized prices by constraining the difference and ratio between the maximal price and minimal price, respectively.

We draw conclusions on typical demand assumptions (strong regularity condition, a variant of the standard regularity [42], or monotone hazard rate (MHR) [26]) and common demand distributions [9, 10, 16] (including uniform, logistic, exponential and some power law distributions). The theoretical results are threefold. (1) Firstly, both constraints can effectively balance the consumer surplus and producer surplus, which means the consumer surplus increases while the producer surplus decreases as the constraints become stricter. This monotonicity property is satisfied by the full range of regulatory intensity, *i.e.*, from perfect price discrimination (no regulation) [39] to uniform pricing (the strictest regulation) if the demand distribution is MHR or the regulatory policy is the

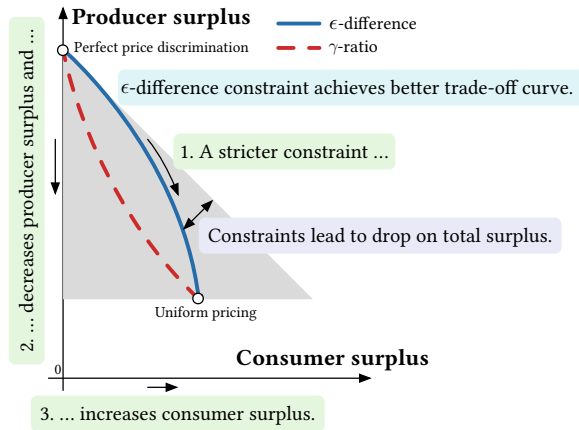


Figure 1: Graphical explanations of our major findings.

γ -ratio constraint. As for applying the ϵ -difference constraint on strongly regular demand distributions, the property also holds for a large, despite not full, range of regulatory intensity. (2) Secondly, we compare the trade-off between consumer surplus and producer surplus achieved by the two constraints and show that ϵ -difference constraint outperforms γ -ratio constraint. This means that the consumer surplus under γ -ratio constraint is smaller than that under ϵ -difference constraint if the producer surplus under the two constraints is equal. (3) Thirdly, imposing either of the constraints will inevitably, to some extent, harm the total surplus. This result is reasonable, given that the efficiency-equity trade-off is largely recognized in practice [39]. In addition, the perfect price discrimination achieves the maximal market efficiency and any regulatory policies to avoid it will inevitably harm the total surplus. Graphical explanations of these findings are shown in Figure 1. These theories are validated by experiments on both simulation and real-world datasets [44, 50, 55].

To conclude, for industry practitioners and policymakers, our paper offers the following takeaways.

- (1) We propose two sound and effective policy instruments on the range of personalized prices, *i.e.*, the difference or ratio between the maximal price and minimal price, and study their impacts on consumer surplus, producer surplus, and social welfare.
- (2) For common demand distributions, both constraints can help balance consumer surplus and producer surplus despite the expense of total surplus, which implies that they can protect consumers in the increasingly monopolized business in the digital era.
- (3) Comparatively, the γ -ratio constraint is more suitable for designing policies on the grounds that ratios could be easily adapted to various scenarios. The ϵ -difference constraint has better performance on the trade-off between consumer surplus and producer surplus. As a result, the two constraints could be adopted in different applications in practice.

2 RELATED WORKS

Personalized pricing and price discrimination. With the increasing amount of consumers' data, personalized pricing or price discrimination have become common practice in grocery chains [15],

department stores [20], airlines [52], and many other industries [28]. The value of personalized pricing for the companies are studied in [6, 21, 41, 51]. In addition, effective approaches have been developed to achieve personalized pricing, including both online [5, 30, 45] and offline algorithms [11, 13].

The price discrimination is often achieved by monopolies, *i.e.*, firms that is the sole seller of a product without close substitutes [39]. They have absolute market power and consumers have to take the prices offered by them. There are three types of price discrimination [48]. The most extreme case is first-degree price discrimination (or perfect price discrimination equivalently), under which circumstances the prices offered to consumers are exactly their willingness to pay. Second-degree price discrimination occurs when a company charges different prices for various quantities consumed, such as buck discounts. Third-degree price discrimination divides the market into segments and charges a different price to each segment. In this paper, we consider developing policy instruments towards first-degree price discrimination.

Social welfare analysis under personalized pricing. The benefits earned by consumers, producers, and society in a market are often measured as welfare, *i.e.*, consumer surplus, producer surplus (or revenue equivalently), and total surplus respectively [39].

Under perfect price discrimination, consumer surplus is zero while producer surplus is maximized. Several literatures also studied the welfare implications of third-degree price discrimination. Schmalensee [47] and Varian [53] noted a necessary condition for third-degree price discrimination to increase social welfare is that output increase. Bergemann et al. [8] proved that an intermediary between consumers and companies who knows the distribution of consumers' exact willingness to pay can design market segments to maximize any linear combination of consumer surplus and seller revenue. Cummings et al. [17] further studied the theoretical computational efficiency of finding such segmentation. Recently, Dubé and Misra [18] found that finer-grained personalized pricing in third-degree price discrimination can increase consumer welfare, which is contrary to the common belief that personalized pricing will always harm consumers.

Fair regulation towards personalized pricing. The discriminatory nature of personalized pricing has triggered heated debate among policymakers and academics on designing fair regulatory policies to restrict price discrimination [22–24, 28, 54]. People have developed legal constraints on antitrust [12, 43], data privacy [1, 2], and anti-discrimination [3, 31]. The former two constraints can help mitigate price discrimination by avoiding the formation of monopolies and precise estimations of consumers' willingness to pay. Anti-discrimination constraints aim to protect different subgroups of consumers such as female and blacks. In this paper, similar to [16] we suppose a monopoly with perfect information of consumers' willingness to pay and consider the regulation towards first-degree price discrimination, which differs from settings considered by the legal constraints mentioned above.

Several constraints on pricing algorithms are also considered. Li and Jain [37] studied the impact of consumers' fairness concerns in a duopoly market. Cohen et al. [16], Kallus and Zhou [31] proposed several fair pricing constraints for anti-discrimination. Biggs et al. [11] presented a customized, prescriptive tree-based algorithm and

Table 1: Detailed properties of several distributions. Common demand distributions, including uniform, exponential, and logistic distributions are both monotone hazard rate (MHR) and strongly regular. Some power law distributions are also strongly regular, despite not MHR.

Distribution	Uniform	Exponential	Logistic	Power law [*]
Support and parameters	$[0, a]. a > 0$	$[0, \infty). \lambda > 0$	$[0, \infty). s > 0, \mu$	$[0, \infty). \Delta > 0, \alpha > 0$
Probability density function	$\frac{1}{a}$	$\lambda e^{-\lambda v}$	$\frac{e^{-(v-\mu)/s}}{s(1+e^{-(v-\mu)/s})^2}$	$\alpha \Delta^\alpha (v + \Delta)^{-(\alpha+1)}$
Hazard rate function	$\frac{a}{(v-a)^2}$	λ	$\frac{1}{s(1+e^{-(v-\mu)/s})}$	$\frac{\alpha}{v+\Delta}$
MHR?	✓	✓	✓	✗
Strongly regular?	✓, $\forall k < a, k$ -strongly regular	✓, ∞ -strongly regular	✓, ∞ -strongly regular	✓, ∞ -strongly regular if $\alpha > 1$

^{*} To ensure the support of power law distribution is $[0, \infty)$, here we adopt the power law + shortscale distribution as shown in [59].

the depth of the tree can be considered as a restriction on the segmentation granularity.

Fair machine learning. There are increasing concerns on fairness [19, 40] and robustness [49, 60, 61] recently. Various fairness notions, including group fairness [25, 33, 56], individual fairness [19, 58], and causality-based fairness notions [14, 34, 36] are proposed to protect different subgroups or individuals. Recently, several works [27, 29, 32, 46] have connected fairness with welfare analysis in allocating decisions. A thorough survey on fair machine learning can be found in [40].

3 PRELIMINARIES

3.1 Notations

We consider a single-period setting where a monopoly offers a single product, with fixed marginal cost $c \geq 0$ to different consumers. Let V denote the consumers' willingness to pay. V is supported on $[0, U]$ (U could be ∞ , and in this case V is supported on $[0, \infty)$) and is drawn independently from a distribution F , called demand distribution. Let $f(v)$ be the probability density function, $F(v)$ be the cumulative density function, i.e., $F(v) = \mathbb{P}[V \leq v]$. In addition, we introduce the survival function $S(v) \triangleq 1 - F(v)$ and the hazard rate function $h(v) \triangleq f(v)/S(v)$. $S(v)$ and $f(v)$ can be expressed with $h(v)$ as $S(v) = \exp\left(-\int_0^v h(t)dt\right)$, $f(v) = h(v) \exp\left(-\int_0^v h(t)dt\right)$.

We suppose the monopoly could precisely estimate consumers' willingness to pay and make personalized prices accordingly. The pricing function is defined as $p : [0, U] \rightarrow [0, U]$, which means a consumer with willingness to pay V is charged with price $p(V)$. We assume that the monopoly has enough supply to fulfill all the demand. In addition, a consumer with willingness to pay V buys the product only if V is at least the offered price $p(V)$, i.e., the quantity demanded of the consumer is $\mathbb{I}[p(V) \leq V]$. Therefore, $S(v)$ can be considered as the overall quantity demanded function at price v .

Under pricing strategy p , the benefits of monopolies, consumers, and society as a whole are measured by the producer surplus $\text{PS}(p)$ (or revenue equivalently), consumer surplus $\text{CS}(p)$, and total surplus $\text{TS}(p)$ respectively and are given by

$$\begin{cases} \text{PS}(p) = \mathbb{E}[\mathbb{I}[p(V) \leq V](p(V) - c)], \\ \text{CS}(p) = \mathbb{E}[\mathbb{I}[p(V) \leq V](V - p(V))], \\ \text{TS}(p) = \mathbb{E}[\mathbb{I}[p(V) \leq V](V - c)]. \end{cases} \quad (1)$$

3.2 Assumptions on willingness to pay

To model the distribution of consumers' willingness to pay, We adopt regular and monotone hazard rate distributions from auction theory and revenue management [4, 26, 42, 57]. For a thorough analysis on social welfare, we slightly strengthen the assumption on regularity as follows.

Definition 3.1 (k -strongly regular distribution). We say F is a k -strongly regular distribution if

- (1) $F(\cdot)$ is twice differentiable, and
- (2) the function $w(v) \triangleq v - S(v)/f(v)$ is a monotone strictly increasing function, and
- (3) $\lim_{v \rightarrow U} w(v) > k$.

Furthermore, if F is k -strongly regular for any $k > 0$, we say F is ∞ -strongly regular.

Remark. Compared with standard regular distributions [42], k -strongly regular distributions differ in two aspects. Firstly, we assume the strict monotonicity of $w(v)$ here while the standard one assumes the non-decreasing property. Secondly, we further assume the lower bound of the limit of $w(v)$ when $v \rightarrow U$. We add these two additional assumptions to guarantee the existence and uniqueness of the optimal pricing strategy under our proposed regulatory policies.

In addition, monotone hazard rate distributions are defined as follows.

Definition 3.2 (Monotone hazard rate (MHR) distribution). We say F is a monotone hazard rate distribution if $F(\cdot)$ is twice differentiable and the hazard rate $h(v) = f(v)/S(v)$ is non-decreasing.

The monotone hazard rate assumption is stronger than the strongly regular assumption, given by the following proposition.

PROPOSITION 3.1. *Suppose F is supported on $[0, U]$ and is a monotone hazard rate distribution. Then $\forall k < U$, F is also a k -strongly regular distribution.*

Both strongly regular and monotone hazard rate assumptions are mild and common demand distributions [9, 10, 16], such as uniform, exponential, logistic distributions, are satisfied by both of them. In addition, some power law distributions are strongly regular, despite not MHR. See Table 1 for detailed properties of these distributions.

4 PROPOSED POLICY INSTRUMENTS AND THEIR IMPACTS ON SOCIAL WELFARE

In this section, we propose two sound policy instruments and discuss the impacts of them on social welfare. The policy instruments are regulatory constraints on the range of personalized prices as shown in Section 4.1, namely the ϵ -difference and γ -ratio constraints. Then we prove the existence and uniqueness of the optimal pricing strategy under either of the constraints in Section 4.2. Afterward, we prove that both constraints can help balance the consumer surplus and producer surplus (Section 4.3) at the expense of total surplus (Section 4.4). We compare the trade-off between consumer surplus and producer surplus under the two constraints in Section 4.5. To simplify the proofs, we suppose the marginal cost c is zero in sections listed above. But the results could be applied to general settings when $c > 0$, which is shown in Section 4.6.

4.1 Proposed policy instruments

Without any constraint, the monopoly could charge each consumer with his or her willingness to pay exactly, which is well known as perfect price discrimination or first-degree price discrimination [48]. In this case, consumers get no benefits and the revenue is maximized. Now we consider constraining the maximal price difference and ratio for the pricing strategy p .

Definition 4.1 (ϵ -difference fair). $\forall 0 \leq \epsilon < U$, we say pricing strategy p is ϵ -difference fair if the maximal price difference is no more than ϵ , i.e., $\max_v p(v) - \min_v p(v) \leq \epsilon$.

Definition 4.2 (γ -ratio fair). $\forall \gamma \geq 1$, we say pricing strategy p is γ -ratio fair if $\max_v(p(v) - c) \leq \gamma \cdot \min_v(p(v) - c)$.

Remark. We subtract the price with the marginal cost here for normalization. The ratio constraint is well defined because the minimal price must be greater than the marginal cost from the producer's perspective. After the subtraction, the effective range of γ is scale-free and is always $[1, \infty)$. By contrast, the range of ϵ depends on the support of the underlying demand distribution. Therefore, the setting of γ is more generic in different applications.

Let $p_l = \min_v p(v)$ be the upper price and $p_u = \max_v p(v)$ be the lower price. To maximize the revenue, p_l must be greater than marginal cost c and the pricing strategy must be

$$p(v) = \begin{cases} p_u, & \text{if } v \geq p_u, \\ v, & \text{if } p_l \leq v < p_u, \\ p_l, & \text{otherwise.} \end{cases} \quad (2)$$

Hence, the optimal pricing strategy can be determined by the lower price p_l and the upper price p_u . The corresponding producer surplus, consumer surplus, and total surplus can be written as functions of p_l and p_u .

$$\begin{cases} \text{PS}(p_l, p_u) = (p_u - c)S(p_u) + \int_{p_l}^{p_u} (v - c)f(v)dv, \\ \text{CS}(p_l, p_u) = \int_{p_u}^U (v - p_u)f(v)dv, \\ \text{TS}(p_l, p_u) = \int_{p_l}^U (v - c)f(v)dv. \end{cases} \quad (3)$$

As a result, the optimal pricing strategy can be formulated.

- The optimal ϵ -difference fair pricing strategy can be given as

$$p_l^*(\epsilon), p_u^*(\epsilon) = \arg \max_{p_l, p_u} \text{PS}(p_l, p_u), \quad \text{s.t. } p_u - p_l \leq \epsilon. \quad (4)$$

- The optimal γ -ratio fair pricing strategy can be given as

$$q_l^*(\gamma), q_u^*(\gamma) = \arg \max_{q_l, q_u} \text{PS}(q_l, q_u), \quad \text{s.t. } \frac{q_u - c}{q_l - c} \leq \gamma. \quad (5)$$

The producer surplus, consumer surplus, and total surplus under the optimal ϵ -difference fair pricing strategy are given as follows: $\text{PS}_{\text{diff}}^*(\epsilon) \triangleq \text{PS}(p_l^*(\epsilon), p_u^*(\epsilon))$, $\text{CS}_{\text{diff}}^*(\epsilon) \triangleq \text{CS}(p_l^*(\epsilon), p_u^*(\epsilon))$, and $\text{TS}_{\text{diff}}^*(\epsilon) \triangleq \text{TS}(p_l^*(\epsilon), p_u^*(\epsilon))$, respectively. Similarly, the surpluses under the optimal γ -ratio fair pricing strategy are given as: $\text{PS}_{\text{ratio}}^*(\gamma) \triangleq \text{PS}(q_l^*(\gamma), q_u^*(\gamma))$, $\text{CS}_{\text{ratio}}^*(\gamma) \triangleq \text{CS}(q_l^*(\gamma), q_u^*(\gamma))$, and $\text{TS}_{\text{ratio}}^*(\gamma) \triangleq \text{TS}(q_l^*(\gamma), q_u^*(\gamma))$.

4.2 Existence and uniqueness of the optimal pricing strategy

In this subsection, we prove the existence and uniqueness of the optimal pricing strategy under either of the constraints.

4.2.1 ϵ -difference fair.

PROPOSITION 4.1. *When $c = 0$, if F is a c -strongly regular distribution, then the solution $(p_l^*(\epsilon), p_u^*(\epsilon))$ to Equation 4 exists and is unique. In addition, $p_l^*(\epsilon)$ and $p_u^*(\epsilon)$ are differentiable.*

The proof of the Proposition 4.1 is based on the following lemma.

LEMMA 4.2. *If F is a c -strongly regular distribution, then $\forall 0 \leq \epsilon < U$, $r_\epsilon(v) \triangleq v - \epsilon - S(v)/f(v - \epsilon)$ is strictly increasing. In addition, $\lim_{v \rightarrow U} r_\epsilon(v) > 0$.*

Afterward, we can prove the proposition.

PROOF OF PROPOSITION 4.1. It is obvious that $p_u^*(\epsilon) - p_l^*(\epsilon) = \epsilon$. Hence, $p_l^*(\epsilon) = \arg \max_{p_l} \text{PS}(p_l, p_l + \epsilon)$. The derivative of $\text{PS}(p_l, p_l + \epsilon)$ is

$$G_l(p_l, \epsilon) \triangleq \frac{d \text{PS}}{d p_l} = S(p_l + \epsilon) - p_l f(p_l) = f(p_l) \left(\frac{S(p_l + \epsilon)}{f(p_l)} - p_l \right).$$

According to Lemma 4.2, $S(p_l + \epsilon)/f(p_l) - p_l = -r_\epsilon(p_l + \epsilon)$ is strictly decreasing w.r.t. p_l . In addition,

$$\begin{aligned} \lim_{p_l \rightarrow 0} \left(\frac{S(p_l + \epsilon)}{f(p_l)} - p_l \right) &= \frac{S(\epsilon)}{f(0)} > 0, \\ \lim_{p_l \rightarrow (U - \epsilon)} \left(\frac{S(p_l + \epsilon)}{f(p_l)} - p_l \right) &= - \lim_{v \rightarrow U} r_\epsilon(v) < 0 \end{aligned}$$

which implies the solution to $d \text{PS}/d p_l = 0$ exists and is unique. As a result, for all $0 \leq \epsilon < U$, the solution $(p_l^*(\epsilon), p_u^*(\epsilon))$ exists and is unique.

In addition, $G_l(p_l^*, \epsilon) = 0$ is the implicit function that determines the relationship between p_l^* and ϵ and $G_l(p_l^*, \epsilon)$ is differentiable. Notice that according to Lemma 4.2, we have

$$\frac{dr_\epsilon}{dv} = \frac{f^2(v - \epsilon) + f(v)f(v - \epsilon) + S(v)f'(v - \epsilon)}{f^2(v - \epsilon)} > 0,$$

Hence,

$$\begin{aligned} \frac{\partial G_l}{\partial p_l}(p_l^*, \epsilon) &= -f(p_l^* + \epsilon) - f(p_l^*) - p_l^* f'(p_l^*) \\ &= -\left(f(p_l^* + \epsilon) + f(p_l^*) + \frac{S(p_l^* + \epsilon)}{f(p_l^*)} f'(p_l^*)\right) \\ &= -f(p_l^*) \cdot \frac{dr_\epsilon}{dv} \Big|_{v=p_l^* + \epsilon} < 0. \end{aligned}$$

According to the implicit function theorem [35, Theorem 1.3.1], $p_l^*(\epsilon)$ is differentiable, which implies that $p_u^*(\epsilon)$ is also differentiable. \square

4.2.2 γ -ratio fair. Similarly, the existence and uniqueness of the optimal pricing strategy that is γ -ratio fair are given as follows.

PROPOSITION 4.3. *When $c = 0$, if F is a c -strongly regular distribution, then the solution $(q_l^*(\gamma), q_u^*(\gamma))$ to Equation 5 exists and is unique. In addition, $q_l^*(\gamma)$ and $q_u^*(\gamma)$ are differentiable.*

4.3 Balancing consumer surplus and producer surplus

A stronger constraint can inevitably lead to the decrease in producer surplus. However, it remains a question on whether the constraints can lead to an increase in consumer surplus. To answer it, we first show that the lower price p_l and upper price p_u have close relationships with total surplus and consumer surplus.

PROPOSITION 4.4. *Total surplus is strictly decreasing w.r.t. lower price p_l when $p_l > c$. Consumer surplus is strictly decreasing w.r.t. upper price p_u .*

With this proposition, the impact of the constraints on consumer surplus can be measured by the monotonicity of the optimal upper price $p_u^*(\epsilon)$ and $q_u^*(\gamma)$.

4.3.1 ϵ -difference fair.

THEOREM 4.5. *When $c = 0$, if F is a monotone hazard rate distribution, then $p_u^*(\epsilon)$ is strictly increasing and $CS_{diff}^*(\epsilon)$ is strictly decreasing w.r.t. ϵ .*

Remark. We should notice that, a stronger constraint represents a smaller ϵ . As a result, according to the theorem, when F is MHR, a stronger constraint will lead to a decrease in optimal upper price p_u^* , as well as an increase in consumer surplus.

PROOF. $\forall 0 < \epsilon < U$, it is obvious that $p_u^*(\epsilon) - p_l^*(\epsilon) = \epsilon$. The optimal p_u^* is given by $p_u^*(\epsilon) = \arg \max_{p_u} PS(p_u - \epsilon, p_u)$. The derivative of $PS(p_u - \epsilon, p_u)$ is

$$G_u(p_u, \epsilon) \triangleq \frac{dPS}{dp_u} = S(p_u) - (p_u - \epsilon)f(p_u - \epsilon).$$

According to Proposition 4.1, $G_u(p_u^*, \epsilon) = 0$ is the implicit function that determines the relationship between p_u^* and ϵ . According to [35, Theorem 1.3.1], the derivative of $p_u^*(\epsilon)$ is given by

$$\frac{dp_u^*}{d\epsilon} = -\frac{\frac{\partial G_u}{\partial \epsilon}(p_u^*, \epsilon)}{\frac{\partial G_u}{\partial p_u}(p_u^*, \epsilon)} = \frac{f(p_u^* - \epsilon) + (p_u^* - \epsilon)f'(p_u^* - \epsilon)}{f(p_u^*) + f(p_u^* - \epsilon) + (p_u^* - \epsilon)f'(p_u^* - \epsilon)}.$$

Because F is a monotone hazard rate distribution, $h(v)$ is non-decreasing, which implies, $\frac{dh}{dv} = \frac{f'(v)S(v) + f^2(v)}{S^2(v)} \geq 0$. As a result, $f'(p_u^* - \epsilon) \geq -f^2(p_u^* - \epsilon)/S(p_u^* - \epsilon)$. Hence,

$$\begin{aligned} & f(p_u^* - \epsilon) + (p_u^* - \epsilon)f'(p_u^* - \epsilon) \\ & \geq f(p_u^* - \epsilon) - (p_u^* - \epsilon) \cdot \frac{f(p_u^* - \epsilon)f(p_u^* - \epsilon)}{S(p_u^* - \epsilon)} \\ & = f(p_u^* - \epsilon) \left(1 - \frac{S(p_u^*)}{S(p_u^* - \epsilon)}\right) > 0. \end{aligned}$$

As a result, $dp_u^*/d\epsilon > 0$ and p_u^* is strictly increasing w.r.t. ϵ . In addition, according to Proposition 4.4, $CS_{diff}^*(\epsilon)$ is strictly decreasing. \square

However, when F is not a monotone hazard rate distribution, even if F is a strongly regular distribution, we can not guarantee the monotonicity of $p_u^*(\epsilon)$. But we can show that $p_u^*(\epsilon)$ is monotone over a range of ϵ .

THEOREM 4.6. *When $c = 0$, if F is a c -strongly regular distribution, let ϵ_0 be the solution to equation $\epsilon - 2p_l^*(\epsilon) = 0$. Then when $\epsilon > \epsilon_0$, $p_u^*(\epsilon)$ is strictly increasing and $CS_{diff}^*(\epsilon)$ is strictly decreasing w.r.t. ϵ .*

Remark. We first notice that $p_l^*(\epsilon)$ is decreasing and show it in Theorem 4.8. This implies $\epsilon - 2p_l^*(\epsilon)$ is strictly increasing. In addition, $p_l^*(\epsilon) \leq p_l^*(0)$. As a result, the solution to $\epsilon - 2p_l^*(\epsilon) = 0$ exists and $\epsilon_0 \leq 2p_l^*(0)$, which means ϵ_0 is not greater than the double of uniform price. We empirically show that the range of $\epsilon > \epsilon_0$ is fairly large on a class of common strongly regular but not MHR demand distributions, i.e., power law distributions in Section 5.

PROOF. $\forall 0 < \epsilon < U$, consider the numerator of $dp_u^*(\epsilon)/d\epsilon$,

$$\begin{aligned} & f(p_u^* - \epsilon) + (p_u^* - \epsilon)f'(p_u^* - \epsilon) = f(p_l^*) + p_l^* f'(p_l^*) \\ & = h(p_l^*) \exp\left(-\int_0^{p_l^*} h(t) dt\right) + p_l^* \left(h(p_l^*) \exp\left(-\int_0^{p_l^*} h(t) dt\right)\right)' \\ & = \exp\left(-\int_0^{p_l^*} h(t) dt\right) \left(h(p_l^*) + p_l^* h'(p_l^*) - p_l^* h^2(p_l^*)\right) \\ & \geq h(p_l^*) \exp\left(-\int_0^{p_l^*} h(t) dt\right) (1 - 2p_l^* h(p_l^*)). \end{aligned}$$

The last inequality is due to the monotonicity of $w(v) = v - 1/h(v)$, which means $w'(v) = 1 + h'(v)/h^2(v) \geq 0$. The relationship between p_l^* and ϵ is given by $G_l(p_l^*, \epsilon) = S(p_l^* + \epsilon) - p_l^* f(p_l^*) = 0$, i.e.,

$$\exp\left(-\int_{p_l^*}^{p_l^* + \epsilon} h(v) dv\right) - p_l^* h(p_l^*) = 0.$$

Because $w(v)$ is strictly increasing, then $\forall v \in (p_l^*, p_l^* + \epsilon]$, $w(v) > w(p_l^*)$, which implies that $v - 1/h(v) > p_l^* - 1/h(p_l^*)$. Hence,

$$h(v) > \frac{1}{v - p_l^* + 1/h(p_l^*)}.$$

As a result,

$$\int_{p_l^*}^{p_l^* + \epsilon} h(v) dv > \int_{p_l^*}^{p_l^* + \epsilon} \frac{1}{v - p_l^* + \frac{1}{h(p_l^*)}} dv = \ln\left(1 + h(p_l^*)\epsilon\right).$$

This implies

$$p_l^* h(p_l^*) = \exp\left(-\int_{p_l^*}^{p_l^* + \epsilon} h(v) dv\right) < \frac{1}{1 + h(p_l^*)\epsilon},$$

and $h(p_l^*) < \frac{-p_l^* + \sqrt{(p_l^*)^2 + 4p_l^* \epsilon}}{2p_l^* \epsilon}$. Let $t(\epsilon) = p_l^*(\epsilon)/\epsilon$. Then when $\epsilon > \epsilon_0$, because of the monotonicity of p_l^* according to Theorem 4.8, $t(\epsilon) < p_l^*(\epsilon_0)/\epsilon_0 = 1/2$. Therefore, when $\epsilon > \epsilon_0$,

$$p_l^* h(p_l^*) < \frac{1}{2} \left(-t + \sqrt{t^2 + 4t} \right) < \frac{1}{2} \left(-\frac{1}{2} + \sqrt{\left(\frac{1}{2}\right)^2 + 4 \cdot \frac{1}{2}} \right) = \frac{1}{2}.$$

Hence,

$$\begin{aligned} & f(p_u^* - \epsilon) + (p_u^* - \epsilon) f'(p_u^* - \epsilon) \\ & \geq h(p_l^*) \exp \left(- \int_0^{p_l^*} h(t) dt \right) (1 - 2p_l^* h(p_l^*)) \\ & > h(p_l^*) \exp \left(- \int_0^{p_l^*} h(t) dt \right) \left(1 - 2 \cdot \frac{1}{2} \right) = 0, \end{aligned}$$

which implies $\frac{dp_u^*}{d\epsilon} > 0$ and p_u^* is increasing when $\epsilon > \epsilon_0$. As a result, according to Proposition 4.4, $CS_{\text{diff}}^*(\epsilon)$ is strictly decreasing when $\epsilon > \epsilon_0$. \square

4.3.2 γ -ratio fair. As shown above, ϵ -difference fair can not guarantee the increase of consumer surplus when demand distribution is strongly regular. However, as for the γ -ratio constraint, the monotonicity of consumer surplus will always hold.

THEOREM 4.7. *When $c = 0$, if F is a c -strongly regular distribution, $q_u^*(\gamma)$ is strictly increasing and $CS_{\text{ratio}}^*(\gamma)$ is strictly decreasing w.r.t. γ .*

Remark. Similar to ϵ -difference fair, a stronger constraint corresponds to a smaller γ here. As a result, a stronger constraint on γ -ratio fair will lead to the decrease in optimal upper price $q_u^*(\gamma)$ and increase in consumer surplus.

4.4 Drop on total surplus

In this subsection, we show that imposing either of the constraints will harm total surplus. This result is reasonable, given that the efficiency-equity trade-off is primarily recognized in practice [39]. In addition, the perfect price discrimination achieves the maximal market efficiency and any regulatory policy attempting to avoid perfect price discrimination will inevitably harm the total surplus. Similar to previous sections, stronger constraints represent smaller ϵ and γ in the two constraints.

4.4.1 ϵ -difference fair.

THEOREM 4.8. *When $c = 0$, if F is a c -strongly regular distribution, then $p_l^*(\epsilon)$ is strictly decreasing and $TS_{\text{diff}}^*(\epsilon)$ is strictly increasing w.r.t. ϵ .*

PROOF. $\forall 0 < \epsilon < U$, according to Proposition 4.1, $G_l(p_l^*, \epsilon) = 0$ is the implicit function that determines the relationship between p_l^* and ϵ . According to [35, Theorem 1.3.1], the derivative of $p_l^*(\epsilon)$ is given by

$$\frac{dp_l^*}{d\epsilon} = - \frac{\frac{\partial G_l}{\partial \epsilon}(p_l^*, \epsilon)}{\frac{\partial G_l}{\partial p_l}(p_l^*, \epsilon)} = - \frac{f(p_l^* + \epsilon)}{f(p_l^* + \epsilon) + f(p_l^*) + p_l^* f'(p_l^*)}.$$

According to the proof of Proposition 4.1,

$$f(p_l^* + \epsilon) + f(p_l^*) + p_l^* f'(p_l^*) = - \frac{\partial G_l}{\partial p_l}(p_l^*, \epsilon) > 0.$$

Hence, $\frac{dp_l^*}{d\epsilon} < 0$ and $p_l^*(\epsilon)$ is strictly decreasing. As a result, according to Proposition 4.4, $TS_{\text{diff}}^*(\epsilon)$ is strictly increasing w.r.t. ϵ . \square

4.4.2 γ -ratio fair. A similar result also holds for γ -ratio constraint.

THEOREM 4.9. *When $c = 0$, if F is a c -strongly regular distribution, then $q_l^*(\gamma)$ is strictly decreasing and $TS_{\text{ratio}}^*(\gamma)$ is strictly increasing w.r.t. γ .*

4.5 ϵ -difference fair vs γ -ratio fair

We compare the performance on the trade-off of between consumer surplus and producer surplus in this subsection under either of the constraints. The result is given by the following theorem.

THEOREM 4.10. *Suppose F is strongly regular. Suppose $0 \leq \epsilon < U$, $\gamma \geq 1$, and $CS_{\text{diff}}^*(\epsilon) = CS_{\text{ratio}}^*(\gamma)$. Then $TS_{\text{diff}}^*(\epsilon) \geq TS_{\text{ratio}}^*(\gamma)$ and $PS_{\text{diff}}^*(\epsilon) \geq PS_{\text{ratio}}^*(\gamma)$.*

Remark. This theorem shows that the ϵ -difference constraint outperforms the γ -ratio constraint on the trade-off between consumer surplus and producer surplus, resulting in higher efficiency while fairness is guaranteed.

PROOF. Prove the theorem by contradiction. Suppose $TS_{\text{diff}}^*(\epsilon) < TS_{\text{ratio}}^*(\gamma)$. According to Proposition 4.4, we have $q_l^*(\gamma) < p_l^*(\epsilon)$, $q_u^*(\gamma) = p_u^*(\epsilon)$. Hence, let $\gamma' \triangleq p_u^*(\epsilon)/p_l^*(\epsilon) < q_u^*(\gamma)/q_l^*(\gamma) = \gamma$.

On the one hand, by the strict monotonicity of q_l^* and q_u^* suggested by Theorem 4.7 and Theorem 4.9, $q_l^*(\gamma') > q_l^*(\gamma)$ and $q_u^*(\gamma') < q_u^*(\gamma)$. According to Proposition 4.3, $(q_l^*(\gamma'), q_u^*(\gamma'))$ is the solution to Equation 5 and is unique, we have $PS(q_l^*(\gamma'), q_u^*(\gamma')) > PS(p_l^*(\epsilon), p_u^*(\epsilon))$. On the other hand,

$$q_u^*(\gamma') - q_l^*(\gamma') = (\gamma' - 1)q_l^*(\gamma') < (\gamma' - 1)p_l^*(\epsilon) = p_u^*(\epsilon) - p_l^*(\epsilon) = \epsilon.$$

As a result,

$$PS(q_l^*(\gamma'), q_u^*(\gamma')) \leq PS_{\text{diff}}^*(q_u^*(\gamma') - q_l^*(\gamma')) \leq PS(p_l^*(\epsilon), p_u^*(\epsilon)),$$

which leads to a contradiction. To conclude, we have $TS_{\text{diff}}^*(\epsilon) \geq TS_{\text{ratio}}^*(\gamma)$. In addition, because $CS_{\text{diff}}^*(\epsilon) = CS_{\text{ratio}}^*(\gamma)$, we have $PS_{\text{diff}}^*(\epsilon) \geq PS_{\text{ratio}}^*(\gamma)$. \square

4.6 General cases when marginal cost is positive

To simplify proofs, we suppose the marginal cost c is zero in previous subsections. In this subsection, we show that the conclusions also hold for general settings when c is greater than zero.

The general idea is that we can transfer the raw distribution F to a new distribution \tilde{F} supported on $[0, U - c]$ ($U - c = \infty$ if $U = \infty$) and the social welfare for positive marginal cost on distribution F are equal to that for zero marginal cost on the new distribution \tilde{F} . The corresponding functions can be given as

$$\tilde{f}(v) = \frac{f(v+c)}{S(c)}, \quad \tilde{S}(v) = \frac{S(v+c)}{S(c)}, \quad \tilde{h}(v) = h(v+c). \quad (6)$$

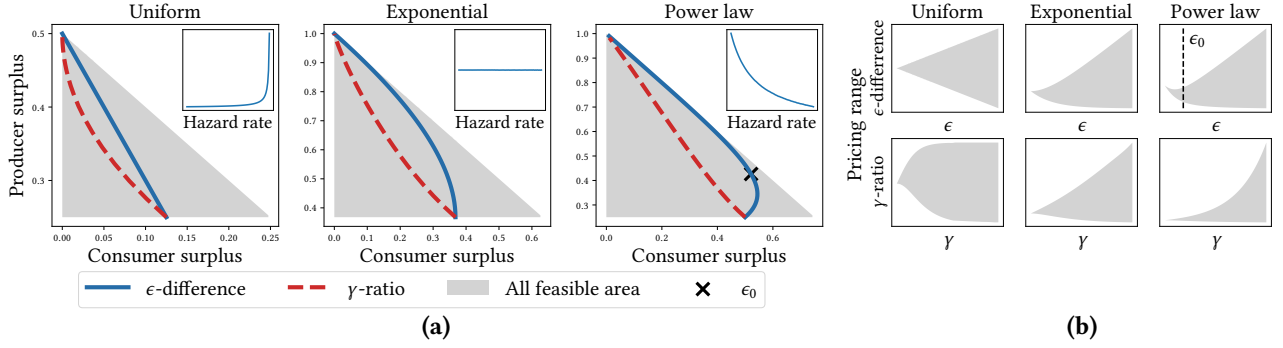


Figure 2: Experiments on simulations. Subfigure (a) shows trade-off curves between consumer surplus and producer surplus under the ϵ -difference and γ -ratio constraints, as well as the hazard rate functions of uniform, exponential, and power law distributions. Subfigure (b) shows the pricing range under the constraints.

Then the revenue, consumer surplus, and total surplus with lower price p_l and upper price p_u can be written as

$$\left\{ \begin{array}{l} \text{PS}(p_l, p_u) = (p_u - c)S(p_u) + \int_{p_l}^{p_u} (v - c)f(v)dv \\ \quad = S(c) \left((p_u - c)\tilde{S}(p_u - c) + \int_{p_l - c}^{p_u - c} v\tilde{f}(v)dv \right), \\ \text{CS}(p_l, p_u) = \int_{p_u}^u (v - p_u)f(v)dv \\ \quad = S(c) \int_{p_u - c}^{u - c} (v - (p_u - c))\tilde{f}(v)dv, \\ \text{TS}(p_l, p_u) = \int_{p_l}^u (v - c)f(v)dv = S(c) \int_{p_l - c}^u v\tilde{f}(v)dv. \end{array} \right. \quad (7)$$

They are proportional to producer surplus, consumer surplus and total surplus with lower price ($p_l - c$) and upper price ($p_u - c$) when the demand distribution is \tilde{F} and marginal cost is zero. In addition, the properties of \tilde{F} are given by the following proposition.

PROPOSITION 4.11. *If F is a monotone hazard rate distribution, so does \tilde{F} . If F is a c -strongly regular distribution, \tilde{F} will be a 0-strongly regular distribution.*

As a result, our major conclusions in previous subsections hold for more general settings when marginal cost is positive.

5 EXPERIMENTS

We run experiments on both simulation and real-world datasets to prove the correctness of our theoretical results.

5.1 Simulation

5.1.1 Data. We simulate common demand distributions including MHR distributions, namely uniform and exponential distributions [9, 10, 16], and a strongly regular distribution, namely power law distribution [59]. The detailed properties of these distributions are shown in Table 1. We choose $a = 1$ for uniform distribution, $\lambda = 1$ for exponential distribution, and $\Delta = 1$, $\alpha = 2$ for power law distribution. The marginal cost is set to 0. Note that the choice of parameters does not bring a difference as long as the distribution is MHR or strongly regular.

5.1.2 Results and analysis. With closed-form probability density functions of these distributions, we can optimize Equation 4 and

Equation 5 directly. We choose different ϵ and γ and calculate the corresponding optimal lower / upper price, consumer surplus, producer surplus and total surplus accordingly.

The results on trade-off curves between consumer surplus and producer surplus are shown in Figure 2(a). The grey area in Figure 2(a) represents all possible pairs of consumer surplus and producer surplus that: (1) consumer surplus is nonnegative, (2) producer surplus is not less than revenue under uniform pricing, and (3) total surplus does not exceed the surplus generated by efficient trade [8], *i.e.*, $\mathbb{E}[\mathbb{I}[V \geq c](V - c)]$. The endpoints of the trade-off curve for both constraints fall on the upper left corner and the bottom line of the grey area, which denote the perfect price discrimination and the uniform pricing, respectively. We also show the pricing range under both constraints in Figure 2(b). From the figure, we have the following observations and they all coincide with the theoretical results listed in Section 4.

- *The trade-off between consumer surplus and producer surplus.* As shown in Figure 2(a), for MHR distributions (uniform and exponential), both constraints can help balance the consumer surplus and producer surplus for the whole range of regulatory intensity. However, when the distribution is strongly regular but not MHR, the monotonicity property holds for the γ -ratio constraint but fails for the ϵ -difference constraint. Under this circumstance, the ϵ -difference fair constraint can guarantee the property when the trade-off curve is above the X point shown in Figure 2(a), which corresponds to the proposed ϵ_0 in Theorem 4.6. In addition, the monotonicity property of the optimal upper price can be validated in Figure 2(b) and further proves the trade-off between consumer surplus and producer surplus, according to Proposition 4.4.

- *Drop on total surplus.* As shown in Figure 2(a), as an anchor point moves along the curves from the upper left corner to the bottom line, the distance between the anchor point to the upper right borderline of the grey triangle becomes larger. This implies both constraints can lead to a decrease in total surplus given that the distance can be viewed as the drop of total surplus from the efficient trade. Furthermore, a stricter constraint results in a larger loss on total surplus. In addition, the monotonicity property of the optimal lower price is presented in Figure 2(b) and the property can further prove the loss on total surplus, according to Proposition 4.4. The drop on total surplus is reasonable because the perfect price discrimination achieves the maximal market efficiency and any

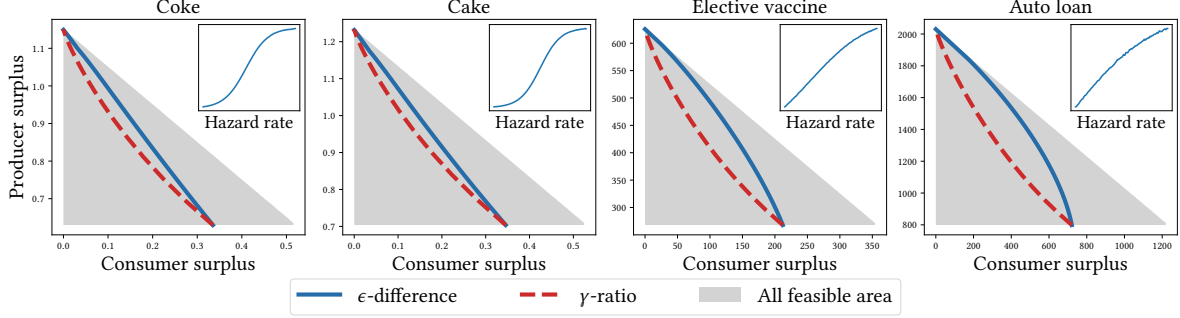


Figure 3: Experiments on real-worlds datasets. It shows trade-off curves between consumer surplus and producer surplus under the ϵ -difference and γ -ratio constraints, as well as the hazard rate functions of these datasets.

regulatory policies attempting to avoid perfect price discrimination will inevitably harm total surplus.

- ϵ -difference fair vs γ -ratio fair. As shown in Figure 2, the trade-off curve of ϵ -difference fair is on top of that achieved by γ -ratio fair as long as the demand distribution is strongly regular, which validates our theoretical results in Theorem 4.10.

5.2 Real-world datasets

5.2.1 Datasets and preprocessing.

(1) *Coke and cake.* Wertenbroch and Skiera [55] adopted Becker, DeGroot, and Marschak’s method [7] to estimate willingness-to-pay for a can of Coca-Cola on a public beach and a piece of pound cake on a commuter ferry in Kiel, Germany. The quantity demanded are then regressed with a logistic model $S(p) \propto 1/(1 + e^{-(a+bp)})$. The fitted parameters are $a = 3.94$, $b = -3.44$ for the demand of Coke and $a = 4.58$, $b = -3.72$ for the demand of cake. These parameters are good estimations of the raw willingness to pay according to [55]. We use the fitted logistic model as the demand function. As a result, the demand distributions are logistic distributions and satisfy the assumption of MHR.

(2) *Elective vaccine.* Slunge [50] studied willingness to pay for vaccination against tick-borne encephalitis in Sweden. They asked individuals with covariate x about take-up at a random price of 100, 250, 500, 750, or 1000 SEK. We follow [31, 50] and learn a logistic regression model of binary demand by appending the price variable with the other covariates, i.e., $D(x, p) = \sigma(\gamma^T x + \beta p)$ where $\sigma(\cdot)$ is the logistic function. The overall demand function can be given as $S(p) = \mathbb{E}_x[D(x, p)]$.

(3) *Auto loan.* The dataset records 208,085 auto loan applications received by a major online lender in the United States with loan-specific features. Following [5, 38, 44], we adopt the feature selection results and consider only four features: the loan amount approved, FICO score, prime rate, and the competitor’s rate. The price p of a loan is computed as the net present value of future payment minus the loan amount, i.e., $p = \text{Monthly Payment} \times \sum_{\tau=1}^{\text{Term}} (1 + \text{Rate})^{-\tau} - \text{Loan Amount}$. Following [38], we set the rate as 0.12% to estimate the monthly London interbank offered rate for the studied time period. We further fit the demand function with a logistic regression model.

5.2.2 *Results and analysis.* With closed-form demand functions of these datasets, we can optimize Equation 4 and Equation 5 directly.

We choose different ϵ and γ and calculate the corresponding optimal lower / upper price, consumer surplus, producer surplus and total surplus accordingly.

We first analyze the hazard rate function for the demand distributions on these real-world datasets. As shown in the upper right subfigures of Figure 3, all of the datasets approximately satisfy the MHR condition. For coke and cake, the demand distributions are logistic and they satisfy the MHR condition by nature. For elective vaccine and auto loan, the hazard rate functions are not strictly increasing and we can find fluctuations in the figures. However, they can be considered increasing from the long-run trend.

The trade-off curve between consumer surplus and producer surplus can be found in Figure 3. As shown in the figure, the fluctuations on hazard rate functions do not affect the major results. Similar to simulation experiments, both constraints can help balance consumer surplus and producer surplus at the expense of total surplus. In addition, the curve of the γ -ratio constraint is on top of the ϵ -difference constraint. These results match the theories we propose in Section 4.

6 CONCLUSIONS

To conclude, in this paper, we propose two sound and effective policy instruments on the range of personalized prices and study their impact on consumer surplus, producer surplus, and social welfare. For common demand distributions, both constraints can help balance consumer surplus and producer surplus at the expense of total surplus. In addition, the ϵ -difference constraint has better performance on the trade-off between consumer surplus and producer surplus while the γ -ratio constraint is more suitable for designing policies. As a result, the two constraints could be adopted in different applications in practice.

7 ACKNOWLEDGMENTS

This work was supported in part by National Natural Science Foundation of China (No. 62141607, U1936219, 72171131), National Key R&D Program of China (No. 2020AAA0106300), Beijing Academy of Artificial Intelligence (BAAI), the Tsinghua University Initiative Scientific Research Grant (No. 2019THZWC11), and Technology and Innovation Major Project of the Ministry of Science and Technology of China under Grant 2020AAA0108400 and 2020AAA01084020108403.

REFERENCES

- [1] Alessandro Acquisti, Laura Brandimarte, and George Loewenstein. Privacy and human behavior in the age of information. *Science*, 347(6221):509–514, 2015.
- [2] Alessandro Acquisti, Curtis Taylor, and Liad Wagman. The economics of privacy. *Journal of Economic Literature*, 54(2):442–92, 2016.
- [3] Massachusetts Post Audit. Shear discrimination: Bureau finds wide price bias against women at massachusetts hair salons despite anti-discrimination laws, 1997.
- [4] Moshe Babaioff, Shaddin Dughmi, Robert Kleinberg, and Aleksandr Slivkins. Dynamic pricing with limited supply. In *Proceedings of the 13th ACM Conference on Electronic Commerce*, pages 74–91, 2012.
- [5] Gah-Yi Ban and N Bora Keskin. Personalized dynamic pricing with machine learning: High-dimensional features and heterogeneous elasticity. *Management Science*, 2021.
- [6] Richard E Barlow, Albert W Marshall, and Frank Proschan. Properties of probability distributions with monotone hazard rate. *The Annals of Mathematical Statistics*, pages 375–389, 1963.
- [7] Gordon M Becker, Morris H DeGroot, and Jacob Marschak. Measuring utility by a single-response sequential method. *Behavioral science*, 9(3):226–232, 1964.
- [8] Dirk Bergemann, Benjamin Brooks, and Stephen Morris. The limits of price discrimination. *American Economic Review*, 105(3):921–57, 2015.
- [9] Omar Besbes and Assaf Zeevi. Dynamic pricing without knowing the demand function: Risk bounds and near-optimal algorithms. *Operations Research*, 57(6):1407–1420, 2009.
- [10] Omar Besbes and Assaf Zeevi. On the (surprising) sufficiency of linear models for dynamic pricing with demand learning. *Management Science*, 61(4):723–739, 2015.
- [11] Max Biggs, Wei Sun, and Markus Ettl. Model distillation for revenue optimization: Interpretable personalized pricing. In *International Conference on Machine Learning*, pages 946–956. PMLR, 2021.
- [12] Roger D Blair and Christina DePasquale. “antitrust’s least glorious hour”: The robinson-patman act. *The Journal of Law and Economics*, 57(S3):S201–S215, 2014.
- [13] Xi Chen, Zachary Owen, Clark Pixton, and David Simchi-Levi. A statistical learning approach to personalization in revenue management. *Management Science*, 2021.
- [14] Silvia Chiappa. Path-specific counterfactual fairness. In *Proceedings of the AAAI Conference on Artificial Intelligence*, volume 33, pages 7801–7808, 2019.
- [15] Stephanie Clifford. Shopper alert: Price may drop for you alone. *New York Times*, 9, 2012.
- [16] Maxime C Cohen, Adam N Elmachtoub, and Xiao Lei. Price discrimination with fairness constraints. In *Proceedings of the 2021 ACM Conference on Fairness, Accountability, and Transparency*, pages 2–2, 2021.
- [17] Rachel Cummings, Nikhil R Devanur, Zhiyi Huang, and Xiangning Wang. Algorithmic price discrimination. In *Proceedings of the Fourteenth Annual ACM-SIAM Symposium on Discrete Algorithms*, pages 2432–2451. SIAM, 2020.
- [18] Jean-Pierre Dubé and Sanjog Misra. Personalized pricing and customer welfare. Available at SSRN 2992257, 2019.
- [19] Cynthia Dwork, Moritz Hardt, Toniann Pitassi, Omer Reingold, and Richard Zemel. Fairness through awareness. In *Proceedings of the 3rd innovations in theoretical computer science conference*, pages 214–226, 2012.
- [20] Anne D’Innocenzio. Neiman marcus focuses on exclusives, personalized offers; ends merger talks. <https://www.usatoday.com/story/money/business/2017/06/13/neiman-marcus-focuses-exclusives-personalized-offers/102814962>, 2017.
- [21] Adam N Elmachtoub, Vishal Gupta, and Michael L Hamilton. The value of personalized pricing. *Management Science*, 2021.
- [22] Chris Gee. Fair pricing in financial services. <https://www.fca.org.uk/publication/discussion/dp18-09.pdf>, 2018.
- [23] Joshua A Gerlick and Stephan M Liozu. Ethical and legal considerations of artificial intelligence and algorithmic decision-making in personalized pricing. *Journal of Revenue and Pricing Management*, pages 1–14, 2020.
- [24] Talia B Gillis. False dreams of algorithmic fairness: The case of credit pricing. Available at SSRN, 3571266, 2020.
- [25] Moritz Hardt, Eric Price, and Nati Srebro. Equality of opportunity in supervised learning. *Advances in neural information processing systems*, 29:3315–3323, 2016.
- [26] Jason D Hartline. Mechanism design and approximation. *Book draft*. October, 122:1, 2013.
- [27] Hoda Heidari, Claudio Ferrari, Krishna P Gummadi, and Andreas Krause. Fairness behind a veil of ignorance: a welfare analysis for automated decision making. *Advances in Neural Information Processing Systems 31*, pages 1265–1276, 2019.
- [28] White House. Big data and differential pricing. https://obamawhitehouse.archives.gov/sites/default/files/whitehouse_files/docs/Big_Data_Report_Nonembargo_v2.pdf, 2015.
- [29] Lily Hu and Yiling Chen. Fair classification and social welfare. In *Proceedings of the 2020 Conference on Fairness, Accountability, and Transparency*, pages 535–545, 2020.
- [30] Adel Javanmard and Hamid Nazerzadeh. Dynamic pricing in high-dimensions. *The Journal of Machine Learning Research*, 20(1):315–363, 2019.
- [31] Nathan Kallus and Angela Zhou. Fairness, welfare, and equity in personalized pricing. In *Proceedings of the 2021 ACM Conference on Fairness, Accountability, and Transparency*, pages 296–314, 2021.
- [32] Maximilian Kasy and Rediet Abebe. Fairness, equality, and power in algorithmic decision-making. In *Proceedings of the 2021 ACM Conference on Fairness, Accountability, and Transparency*, pages 576–586, 2021.
- [33] Michael Kearns, Seth Neel, Aaron Roth, and Zhiwei Steven Wu. Preventing fairness gerrymandering: Auditing and learning for subgroup fairness. In *International Conference on Machine Learning*, pages 2564–2572. PMLR, 2018.
- [34] Niki Kilbertus, Mateo Rojas-Carulla, Giambattista Parascandolo, Moritz Hardt, Dominik Janzing, and Bernhard Schölkopf. Avoiding discrimination through causal reasoning. *Advances in Neural Information Processing Systems*, 30, 2017.
- [35] Steven G Krantz and Harold R Parks. *The implicit function theorem: history, theory, and applications*. Springer Science & Business Media, 2012.
- [36] Matt J Kusner, Joshua Loftus, Chris Russell, and Ricardo Silva. Counterfactual fairness. *Advances in Neural Information Processing Systems*, 30, 2017.
- [37] Krista J Li and Sanjay Jain. Behavior-based pricing: An analysis of the impact of peer-induced fairness. *Management Science*, 62(9):2705–2721, 2016.
- [38] Yiyun Luo, Will Wei Sun, et al. Distribution-free contextual dynamic pricing. *arXiv preprint arXiv:2109.07340*, 2021.
- [39] N Gregory Mankiw. *Principles of economics*. Cengage Learning, 2014.
- [40] Ninareh Mehrabi, Fred Morstatter, Nripsuta Saxena, Kristina Lerman, and Aram Galstyan. A survey on bias and fairness in machine learning. *ACM Computing Surveys (CSUR)*, 54(6):1–35, 2021.
- [41] Andres Munoz and Sergei Vassilvitskii. Revenue optimization with approximate bid predictions. *Advances in Neural Information Processing Systems*, 30:1858–1866, 2017.
- [42] Roger B Myerson. Optimal auction design. *Mathematics of operations research*, 6(1):58–73, 1981.
- [43] United States. Department of Justice. Antitrust Division. *Antitrust division manual*. The Division, 2018.
- [44] Robert Phillips, A Serdar Şimşek, and Garrett Van Ryzin. The effectiveness of field price discretion: Empirical evidence from auto lending. *Management Science*, 61(8):1741–1759, 2015.
- [45] Sheng Qiang and Mohsen Bayati. Dynamic pricing with demand covariates. Available at SSRN 2765257, 2016.
- [46] Esther Rolf, Max Simchowitz, Sarah Dean, Lydia T Liu, Daniel Bjorkegren, Moritz Hardt, and Joshua Blumensstock. Balancing competing objectives with noisy data: Score-based classifiers for welfare-aware machine learning. In *International Conference on Machine Learning*, pages 8158–8168. PMLR, 2020.
- [47] Richard Schmalensee. Output and welfare implications of monopolistic third-degree price discrimination. *The American Economic Review*, 71(1):242–247, 1981.
- [48] Carl Shapiro, Shapiro Carl, Hal R Varian, et al. *Information rules: a strategic guide to the network economy*. Harvard Business Press, 1998.
- [49] Zheyuan Shen, Jiashuo Liu, Yue He, Xingxuan Zhang, Renzhe Xu, Han Yu, and Peng Cui. Towards out-of-distribution generalization: A survey. *arXiv preprint arXiv:2108.13624*, 2021.
- [50] Daniel Slunge. The willingness to pay for vaccination against tick-borne encephalitis and implications for public health policy: evidence from sweden. *PLoS one*, 10(12):e0143875, 2015.
- [51] Omer Tamuz. A lower bound on seller revenue in single buyer monopoly auctions. *Operations Research Letters*, 41(5):474–476, 2013.
- [52] Brad Tuttle. Flight prices to get personal? airfares could vary depending on who is traveling. <http://business.time.com/2013/03/05/flight-prices-to-get-personal-airfares-could-vary-depending-on-who-is-traveling>, 2013.
- [53] Hal R Varian. Price discrimination and social welfare. *The American Economic Review*, 75(4):870–875, 1985.
- [54] Brian Wallheimer. Are you ready for personalized pricing? <https://review.chicagobooth.edu/marketing/2018/article/are-you-ready-personalized-pricing>, 2018.
- [55] Klaus Wertenbroch and Bernd Skiera. Measuring consumers’ willingness to pay at the point of purchase. *Journal of marketing research*, 39(2):228–241, 2002.
- [56] Renzhe Xu, Peng Cui, Kun Kuang, Bo Li, Linjun Zhou, Zheyuan Shen, and Wei Cui. Algorithmic decision making with conditional fairness. In *Proceedings of the 26th ACM SIGKDD International Conference on Knowledge Discovery & Data Mining*, pages 2125–2135, 2020.
- [57] Qiqi Yan. Mechanism design via correlation gap. In *Proceedings of the twenty-second annual ACM-SIAM symposium on Discrete Algorithms*, pages 710–719. SIAM, 2011.
- [58] Mikhail Yurochkin and Yuekai Sun. Sensei: Sensitive set invariance for enforcing individual fairness. *arXiv preprint arXiv:2006.14168*, 2020.
- [59] Chengxi Zang, Peng Cui, and Wenwu Zhu. Learning and interpreting complex distributions in empirical data. In *Proceedings of the 24th ACM SIGKDD International Conference on Knowledge Discovery & Data Mining*, pages 2682–2691, 2018.
- [60] Xingxuan Zhang, Peng Cui, Renzhe Xu, Linjun Zhou, Yue He, and Zheyuan Shen. Deep stable learning for out-of-distribution generalization. In *Proceedings of the IEEE/CVF Conference on Computer Vision and Pattern Recognition*, pages 5372–5382, 2021.

[61] Xingxuan Zhang, Linjun Zhou, Renzhe Xu, Peng Cui, Zheyang Shen, and Haoxin Liu. Domain-irrelevant representation learning for unsupervised domain generalization. *arXiv preprint arXiv:2107.06219*, 2021.

A OMITTED PROOFS

A.1 Proof of Proposition 3.1

PROOF. Suppose F is a monotone hazard rate distribution, which means $h(v)$ is non-decreasing. As a result, $w(v) = v - \frac{1}{h(v)}$ is strictly increasing. In addition,

$$\lim_{v \rightarrow U} w(v) \begin{cases} \geq \lim_{v \rightarrow \infty} v - \frac{1}{h(v)} = \infty, & \text{if } U = \infty, \\ = U - \frac{S(U)}{f(U)} = U > k & \text{otherwise.} \end{cases}$$

As a result, F is k -strongly regular. \square

A.2 Proof of Lemma 4.2

PROOF. The results for $r_0(v)$ hold by definition of strong regularity. Now consider $\epsilon > 0$. We express r_ϵ with hazard functions.

$$r_\epsilon(v) = v - \epsilon - \frac{S(v)}{S(v-\epsilon)} \cdot \frac{S(v-\epsilon)}{f(v-\epsilon)} = v - \epsilon - \frac{\exp\left(-\int_{v-\epsilon}^v h(t)dt\right)}{h(v-\epsilon)}.$$

Because F is strongly regular, $w(v) = v - 1/h(v)$ is strictly increasing, which implies $\frac{dw}{dv} = 1 + \frac{h'(v)}{h^2(v)} \geq 0$. Hence, $h'(v) \geq -h^2(v)$. Then we calculate the derivative of r_ϵ ,

$$\begin{aligned} \frac{dr_\epsilon}{dv} &= 1 - \frac{\exp\left(-\int_{v-\epsilon}^v h(t)dt\right)}{h^2(v-\epsilon)} \left(h^2(v-\epsilon) - h(v)h(v-\epsilon) - h'(v-\epsilon)\right) \\ &\geq 1 + \exp\left(-\int_{v-\epsilon}^v h(t)dt\right) \left(\frac{h(v)}{h(v-\epsilon)} - 2\right). \end{aligned}$$

Because $w(v)$ is strictly increasing, then $\forall t \in (v-\epsilon, v]$, $w(t) > w(v-\epsilon)$, which implies that $t - \frac{1}{h(t)} > v - \epsilon - \frac{1}{h(v-\epsilon)}$. Hence,

$h(t) > \frac{1}{t - v + \epsilon + 1/h(v-\epsilon)}$. As a result, $\frac{h(v)}{h(v-\epsilon)} > \frac{1}{1 + h(v-\epsilon)\epsilon}$ and

$$\begin{aligned} \int_{v-\epsilon}^v h(t)dt &> \int_{v-\epsilon}^v \frac{1}{t - v + \epsilon + \frac{1}{h(v-\epsilon)}} dt \\ &= \ln\left(t - v + \epsilon + \frac{1}{h(v-\epsilon)}\right) \Big|_{t=v-\epsilon}^v = \ln(1 + h(v-\epsilon)\epsilon). \end{aligned}$$

As a result,

$$\begin{aligned} \exp\left(\int_{v-\epsilon}^v h(t)dt\right) \cdot \frac{dr_\epsilon}{dv} &\geq \exp\left(\int_{v-\epsilon}^v h(t)dt\right) + \frac{h(v)}{h(v-\epsilon)} - 2 \\ &> 1 + h(v-\epsilon)\epsilon + \frac{1}{1 + h(v-\epsilon)\epsilon} - 2 \geq 0, \end{aligned}$$

which implies $r_\epsilon(v)$ is strictly increasing. Now consider the limits of $r_\epsilon(v)$ when $v \rightarrow U$.

$$\begin{aligned} \lim_{v \rightarrow U} r_\epsilon(v) &= \lim_{v \rightarrow U} v - \epsilon - \frac{S(v)}{f(v-\epsilon)} \\ &\begin{cases} > \lim_{v \rightarrow \infty} v - \epsilon - \frac{S(v-\epsilon)}{f(v-\epsilon)} = \lim_{v \rightarrow \infty} w(v) > 0, & \text{if } U = \infty, \\ = U - \epsilon > 0, & \text{otherwise.} \end{cases} \end{aligned}$$

\square

A.3 Proof of Proposition 4.3

To prove the proposition, we need the following lemma.

LEMMA A.1. *If F is a c -strongly regular distribution, then $\forall \gamma \geq 1$, $z_\gamma(v) \triangleq v - \frac{\gamma S(\gamma v)}{f(v)}$ is strictly increasing. In addition, $\lim_{\gamma v \rightarrow U} z_\gamma(v) > 0$.*

PROOF. The results for $z_1(v)$ hold by definition, now consider $\gamma > 1$. We express z_γ with hazard functions.

$$z_\gamma(v) = v - \gamma \cdot \frac{S(\gamma v)}{S(v)} \cdot \frac{S(v)}{f(v)} = v - \gamma \frac{\exp\left(-\int_v^{\gamma v} h(t)dt\right)}{h(v)}.$$

The derivative of z_γ is given by

$$\begin{aligned} \frac{dz_\gamma}{dv} &= 1 - \gamma \cdot \frac{\exp\left(-\int_v^{\gamma v} h(t)dt\right)}{h^2(v)} \left(h^2(v) - \gamma h(v)h(\gamma v) - h'(v)\right) \\ &\geq 1 + \gamma \cdot \exp\left(-\int_v^{\gamma v} h(t)dt\right) \left(\frac{\gamma h(\gamma v)}{h(v)} - 2\right). \end{aligned}$$

Similar with the proof of Lemma 4.2, the last inequality is due to the monotonicity of $w(v)$. We also have $\forall t \in (v, \gamma v]$, $h(t) > \frac{1}{t - v + 1/h(v)}$.

As a result, $\frac{h(\gamma v)}{h(v)} > \frac{1}{1 + (\gamma - 1)vh(v)}$ and

$$\begin{aligned} \int_v^{\gamma v} h(t)dt &> \int_v^{\gamma v} \frac{1}{t - v + \frac{1}{h(v)}} dt \\ &= \ln\left(t - v + \frac{1}{h(v)}\right) \Big|_{t=v}^{\gamma v} = \ln(1 + (\gamma - 1)vh(v)). \end{aligned}$$

As a result,

$$\begin{aligned} \frac{1}{\gamma} \exp\left(\int_v^{\gamma v} h(t)dt\right) \cdot \frac{dz_\gamma}{dv} &\geq \frac{1}{\gamma} \exp\left(\int_v^{\gamma v} h(t)dt\right) + \frac{\gamma h(\gamma v)}{h(v)} - 2 \\ &> \frac{1 + (\gamma - 1)vh(v)}{\gamma} + \frac{\gamma}{1 + (\gamma - 1)vh(v)} - 2 \geq 0, \end{aligned}$$

which implies $z_\gamma(v)$ is strictly increasing. Now consider the limits of $z_\gamma(v)$ when $\gamma \rightarrow U$. If U is finite, then $\lim_{\gamma v \rightarrow U} z_\gamma(v) = U/\gamma > 0$. When $U = \infty$, because $\lim_{v \rightarrow \infty} w(v) > 0$, we have $\lim_{v \rightarrow \infty} vh(v) > 1$. Then when $v \rightarrow \infty$,

$$\begin{aligned} \frac{\gamma S(\gamma v)}{S(v)} &= \gamma \exp\left(-\int_v^{\gamma v} h(t)dt\right) < \frac{\gamma}{1 + (\gamma - 1)vh(v)} \\ &< \frac{\gamma}{1 + (\gamma - 1) \cdot 1} = 1. \end{aligned}$$

Hence, when $v \rightarrow \infty$,

$$z_\gamma(v) = v - \frac{\gamma S(\gamma v)}{S(v)} \cdot \frac{1}{h(v)} > v - \frac{1}{h(v)} = w(v) > 0. \quad \square$$

PROOF OF PROPOSITION 4.3. It is obvious that $q_l^*(\gamma) = \gamma q_l^*(\gamma)$. Hence,

$$q_l^*(\gamma) = \arg \max_{q_l} \text{PS}(q_l, \gamma q_l).$$

The derivative of $\text{PS}(q_l, \gamma q_l)$ is

$$H_l(q_l, \gamma) \triangleq \frac{d \text{PS}}{dq_l} = \gamma S(\gamma q_l) - q_l f(q_l) = f(q_l) \left(\frac{\gamma S(\gamma q_l)}{f(q_l)} - q_l\right).$$

According to Lemma A.1, $\left(\frac{\gamma S(\gamma q_l)}{f(q_l)} - q_l\right)$ is strictly decreasing. In addition,

$$\begin{aligned} \lim_{q_l \rightarrow 0} \left(\frac{\gamma S(\gamma q_l)}{f(q_l)} - q_l\right) &= \frac{\gamma S(0)}{f(0)} > 0, \\ \lim_{\gamma q_l \rightarrow U} \left(\frac{\gamma S(\gamma q_l)}{f(q_l)} - q_l\right) &= - \lim_{\gamma q_l \rightarrow U} z_\gamma(q_l) < 0, \end{aligned}$$

which implies the solution to $\frac{dPS}{dq_l} = 0$ exists and is unique. As a result, for all $\gamma \geq 1$, the solution $(q_l^*(\gamma), q_u^*(\gamma))$ exists and unique.

In addition, $H_l(q_l^*, \gamma) = 0$ is the implicit function that determines the relationship between q_l^* and γ and $H_l(q_l^*, \gamma)$ is continuously differentiable. Notice that according to Lemma A.1,

$$\frac{dz_\gamma}{dv} = \frac{f^2(v) + \gamma^2 f(v)f(\gamma v) + \gamma S(\gamma v)f'(v)}{f^2(v)} > 0,$$

Hence,

$$\begin{aligned} \frac{\partial H_l}{\partial q_l}(q_l^*, \gamma) &= -\gamma^2 f(\gamma q_l^*) - f(q_l^*) - q_l^* f'(q_l^*) \\ &= -\left(\gamma^2 f(\gamma q_l^*) + f(q_l^*) + \frac{\gamma S(\gamma q_l^*)}{f(q_l^*)} f'(q_l^*)\right) \\ &= -f(q_l^*) \cdot \left. \frac{dz_\gamma}{dv} \right|_{v=q_l^*} < 0. \end{aligned}$$

According to the implicit function theorem [35, Theorem 1.3.1], $q_l^*(\epsilon)$ is differentiable, which implies that $q_u^*(\epsilon)$ is also differentiable. \square

A.4 Proof of Proposition 4.4

PROOF. On the one hand, when $c < p_l < U$,

$$\frac{\partial TS(p_l, p_u)}{\partial p_l} = -(p_l - c)f(p_l) < 0.$$

Hence total surplus is strictly decreasing w.r.t. p_l . On the other hand, when $0 < p_u < U$,

$$\frac{\partial CS(p_l, p_u)}{\partial p_u} = -(p_u - p_u)f(p_u) + \int_{p_u}^U -f(v)dv = -S(p_u) < 0,$$

which implies consumer surplus is strictly decreasing w.r.t. p_u . \square

A.5 Proof of Theorem 4.7 and Theorem 4.9

PROOF. We first prove the non-increasing property of q_l^* . According to Proposition 4.3, $H_l(q_l, \gamma) = 0$ is the implicit function that determines the relationship between q_l^* and γ . Notice that when $\gamma = 1$, the optimal solution $q_l^*(1)$ and $q_u^*(1)$ should satisfy $q_l^*(1) = q_u^*(1)$ and $S(q_u^*(1)) = q_u^*(1)f(q_u^*(1))$. According to [35, Theorem 1.3.1], the derivative of $q_l^*(\gamma)$ is given by

$$\begin{aligned} \frac{dq_l^*}{d\gamma} &= -\frac{\frac{\partial H_l}{\partial \gamma}(q_l^*, \gamma)}{\frac{\partial H_l}{\partial q_l}(q_l^*, \gamma)} = \frac{S(\gamma q_l^*) - \gamma q_l^* f(\gamma q_l^*)}{\gamma^2 f(\gamma q_l^*) + f(q_l^*) + q_l^* f'(q_l^*)} \\ &= \frac{S(q_u^*) - q_u^* f(q_u^*)}{\gamma^2 f(\gamma q_l^*) + f(q_l^*) + q_l^* f'(q_l^*)}. \end{aligned}$$

According to the proof of Proposition 4.3, the denominator of the equation above is greater than 0. Now consider the numerator.

Suppose there exists $\gamma_0 > 1$ such that $q_u^*(\gamma_0) < q_u^*(1)$. Because of the differentiability of $q_u^*(\gamma)$ according to Proposition 4.3, there exist a range $[\gamma_1, \gamma_2] \subseteq [1, \gamma_0]$ such that $q_u^*(\gamma)$ is non-increasing when $\gamma \in [\gamma_1, \gamma_2]$ and $q_u^*(\gamma_1) < q_u^*(1)$. Hence, $\forall \gamma \in [\gamma_1, \gamma_2]$, $q_u^*(\gamma) < q_u^*(1)$. Because $w(v) = v - S(v)/f(v)$ is strictly increasing,

$$q_u^*(\gamma) - \frac{S(q_u^*(\gamma))}{f(q_u^*(\gamma))} < q_u^*(1) - \frac{S(q_u^*(1))}{f(q_u^*(1))} = 0,$$

which means $S(q_u^*(\gamma)) - q_u^*(\gamma)f(q_u^*(\gamma)) > 0$ and $\frac{dq_l^*}{d\gamma} > 0$. Hence $q_l^*(\gamma)$ is strictly increasing when $\gamma \in [\gamma_1, \gamma_2]$. Because $q_u^*(\gamma)$ is non-increasing when $\gamma \in [\gamma_1, \gamma_2]$, $\gamma = q_u^*(\gamma)/q_l^*(\gamma)$ is non-increasing

when $\gamma \in [\gamma_1, \gamma_2]$, which results in a contradiction. Hence $\forall \gamma \geq 1$, $q_u^*(\gamma) \geq q_u^*(1)$. As a result, $S(q_u^*) - q_u^* f(q_u^*) \leq 0$, which implies $q_l^*(\gamma)$ is non-increasing w.r.t. γ .

Next we prove the non-decreasing property of q_u^* . Similarly, the optimal q_u^* is given by

$$q_u^*(\gamma) = \arg \max_{q_u} PS(q_u/\gamma, q_u).$$

The derivative of $PS(q_u/\gamma, q_u)$ is

$$H_u(q_l, \gamma) \triangleq \frac{dPS}{dq_u} = S(q_u) - \frac{q_u f(q_u/\gamma)}{\gamma^2}.$$

According to Proposition 4.3, $H_u(q_u^*, \gamma) = 0$ is the implicit function that determines the relationship between q_u^* and γ . According to [35, Theorem 1.3.1], the derivative of $q_u^*(\gamma)$ is given by

$$\begin{aligned} \frac{dq_u^*}{d\gamma} &= -\frac{\frac{\partial H_u}{\partial \gamma}(q_u^*, \gamma)}{\frac{\partial H_u}{\partial q_u}(q_u^*, \gamma)} = \frac{\left(\frac{q_u^*}{\gamma}\right)^2 f'\left(\frac{q_u^*}{\gamma}\right) + 2\frac{q_u^*}{\gamma} f\left(\frac{q_u^*}{\gamma}\right)}{\gamma^2 f(q_u^*) + f\left(\frac{q_u^*}{\gamma}\right) + \frac{q_u^*}{\gamma} f'\left(\frac{q_u^*}{\gamma}\right)} \\ &= \frac{\left(q_l^*\right)^2 f'(q_l^*) + 2q_l^* f(q_l^*)}{\gamma^2 f(\gamma q_l^*) + f(q_l^*) + q_l^* f'(q_l^*)}. \end{aligned}$$

According to the proof of Proposition 4.3, the denominator of the equation above is greater than 0. Now consider the numerator. Because $w(v) = v - S(v)/f(v)$ is strictly increasing,

$$w'(v) = \frac{2f^2(v) + S(v)f'(v)}{f^2(v)} \geq 0.$$

Hence $f'(q_l^*) \geq -2f^2(q_l^*)/S(q_l^*)$, and

$$\left(q_l^*\right)^2 f'(q_l^*) + 2q_l^* f(q_l^*) \geq \frac{2q_l^{*2} f^2(q_l^*)}{S(q_l^*)} \left(\frac{S(q_l^*)}{f(q_l^*)} - q_l^*\right).$$

Because $q_l^*(\gamma)$ is non-increasing, $q_l^*(\gamma) \leq q_l^*(1)$. For the monotonicity of $w(v) = v - S(v)/f(v)$,

$$\frac{S(q_l^*(\gamma))}{f(q_l^*(\gamma))} - q_l^*(\gamma) = -w(q_l^*(\gamma)) \geq -w(q_l^*(1)) = 0.$$

As a result, $\frac{dq_u^*}{d\gamma} \geq 0$ and q_u^* is non-decreasing.

Then We could prove the strict monotonicity of q_l^* and q_u^* . Suppose there exists $\gamma_0 > 1$ such that $q_u^*(\gamma_0) = q_u^*(1)$. Because the non-decreasing property, $\forall \gamma \in [1, \gamma_0]$, $q_u^*(\gamma) = q_u^*(1)$. Then $\forall \gamma \in [1, \gamma_0]$, $dq_l^*/d\gamma = 0$, which means $q_l^*(\gamma) = q_l^*(1)$. Therefore, $\gamma_0 = q_u^*(\gamma_0)/q_l^*(\gamma_0) = q_u^*(1)/q_l^*(1) = 1$, which results in a contradiction. As a result, $\forall \gamma > 1$, $q_u^*(\gamma) > q_u^*(1)$. Therefore, $\forall \gamma > 1$, $dq_l^*/d\gamma < 0$, and $q_l^*(\gamma)$ is strictly decreasing. Similarly, $\forall \gamma > 1$, $q_l^*(\gamma) < q_l^*(1)$, which implies $dq_u^*/d\gamma > 0$ and $q_u^*(\gamma)$ is strictly increasing.

Finally, according to Proposition 4.4, $CS_{\text{ratio}}^*(\gamma)$ is strictly decreasing and $TS_{\text{ratio}}^*(\gamma)$ is strictly increasing w.r.t. γ . \square

A.6 Proof of Proposition 4.11

PROOF. The conclusion is obvious for monotone hazard rate distributions. Now if F is c -strongly regular, $\tilde{w}(v) = v - \frac{S(v+c)}{f(v+c)}$ is obvious strictly increasing. In addition,

$$\lim_{v \rightarrow U} \tilde{w}(v) = \lim_{v \rightarrow U} \left(v + c - \frac{S(v+c)}{f(v+c)}\right) - c > c - c = 0.$$

Hence \tilde{F} is strongly regular. \square