

RoboCup Standard Platform League (NAO) Technical Challenges

RoboCup Technical Committee

(2023 technical challenges, as of 2023-06-21)

Questions or comments on the technical challenge rules should be submitted via <https://github.com/RoboCup-SPL/Rules/issues>, to the #rule-book channel on the SPL Discord server, or by mail to rc-spl-tc@lists.robocup.org.

Contents

1	Introduction	1
2	In-Game Visual Referee Challenge	2
3	Dynamic Ball Handling Challenge	8
4	Data Minimization Challenge	14

1 Introduction

At RoboCup 2023, the Standard Platform League will hold three technical challenges, which are described in this document. RoboCup 2023 awards a trophy for winning the overall ranking of the three challenges and the option for pre-qualification if a team is not pre-qualified by other means.

Technical challenges are used in the SPL to develop technical capabilities which will be used in upcoming RoboCups in the main competition. The purpose is to give teams time to develop solutions and exchange ideas before they will be introduced into the main competition. Challenges are designed to move the league in a direction of further improvement of soccer skills and towards the overall goal of 2050. Each team is strongly encouraged to participate in these challenges to contribute to the league's advancement.

1.1 Code Publication

Every team participating in a challenge must publish the corresponding code used in that competition according to Appendix A.7 of the SPL rule book, unless a specific challenge states otherwise.

1.2 Scoring

The scores earned in each challenge will vary in magnitude. Hence, they must be scaled before calculating the overall technical challenge rankings. Teams who do not participate in a challenge will receive 0 points for that challenge. The team with the highest total score for a challenge will get 25 points for that challenge, while the team with the lowest total score for a challenge will get 5 points for that challenge. A linear equation will then be fit to these two points, and each other participating team in that challenge will gain points for that challenge based on this equation.

2 In-Game Visual Referee Challenge

2.1 Challenge Goal

In the current SPL rules, the only time that a robot is required to listen directly to the human referees is for the kick-off and goal whistle. Otherwise, all human referee decisions are communicated to the robots via electronic GameController messages. In moving towards the 2050 RoboCup goal, robots will need to directly interpret referee calls and signals (such as whistles, spoken calls and hand signals), rather than receive information from an external electronic source. Building on the Visual Referee Challenge from 2022, this year's In-game Visual Referee Challenge asks the robots to detect visual referee signs during a regular match when a whistle has been blown. The normal game play is not influenced by this challenge.

This technical challenge tests a robot's ability to identify three categories of hand signals during a match:

1. Static hand signals with one hand.
2. Static hand signals with two hands.
3. Dynamic (motion) hand signals with one or two hands.

The intent of this challenge is to choose a *subset* of potential referee calls in SPL matches and test ability of a team to recognize different types of hand signals in preparation for adoption in future RoboCup matches.

2.2 Challenge Setup

As this is an in-game challenge, the challenge is executed during all preliminary matches of the main competition. All usual rules apply and teams are free to participate or not.

Two additional assistants are needed for this challenge: One of them is standing on the border strip at the T-junction of the halfway line with the touchline opposite the technical area, wearing referee clothes and red gloves. The purpose of this clothing is to clearly distinguish the challenge assistant and its hands from the other referees and from people in the background. The other assistant is sitting in the technical area and has an ordered list of hand-signals (see Section 2.3) that is obtained from the organizers before the match starts. Each list contains two random permutations of the 13 hand-signals (i. e. 26 items in total, all hand-signals appear once within the first 13 items and a second time in the other 13 items). It is guaranteed that hand-signals from all three categories appear within the first four items of the list.

During set and anytime during playing when the head referee whistles (kick-off, goal, end of half) except for penalty kicks, the challenge assistant in the technical area will communicate the next hand-signal from the list to the challenge assistant on the field. Starting 5 s after the whistle, the challenge assistant on the field will perform that hand-signal for 10 s. In case the head referee has to stand on the T-junction, he will stand close to the challenge assistant and do his referee job from that close by position.

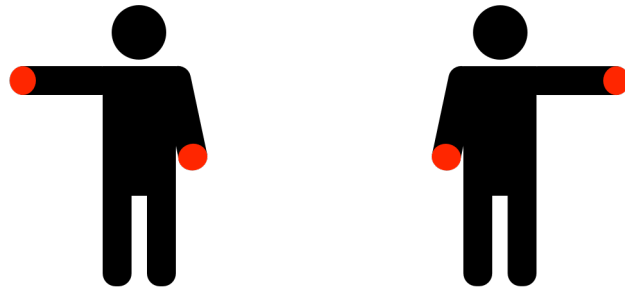
The description of this challenge and hand-signals are described based on the viewpoint of the challenge assistant. In these descriptions from the perspective of the head referee the “red team” is defined as playing from left-to-right, and the “blue team” as playing from right-to-left. The use of colors for identifying teams is used to give equivalence to the head referee calls during the match.

The challenged team reports its evaluation of the particular hand-signal to the GameController using the protocol described at https://github.com/RoboCup-SPL/GameController3/blob/master/game_controller_msgs/headers/VisualRefereeChallenge.h. Only reports within 15 s after the signaling started (i. e. 20 s after the whistle) will be accepted. If multiple reports arrive, only the first one will be counted.

It is possible that two events that require a hand-signal to be shown occur within a short amount of time (e. g. a goal after a kick-off or the end of half after a goal or kick-off). The assistant in the technical area should always proceed in the list of hand-signals, even if the assistant on the field is still showing the previous signal. The assistant on the field should attempt to perform the hand-signal only if they are completely done (i. e. 10 s have passed) with the previous signal. During evaluation however, any event that the GameController believes to be within 30 s of the previous event will be ignored.

2.3 Available Hand-Signals


Each hand-signal for the challenge is **described from the perspective of the head referee and pictured from the perspective of the robots**. Note that for the purpose of clarity, these do not necessarily correspond to human soccer hand-signals.



(a) Kick-in ⟨blue⟩ Team

(b) Kick-in ⟨red⟩ Team

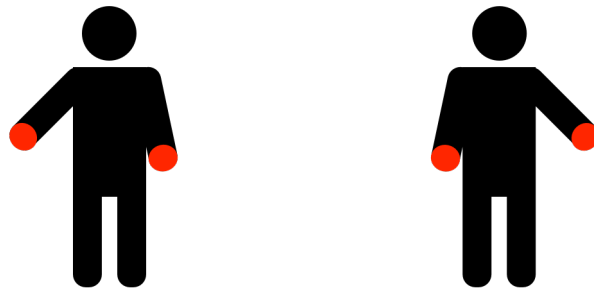
Figure 1: **Kick-in** ⟨color⟩ **Team**. One-handed signal. One arm, extended horizontally in the direction of the half of the field corresponding to the team that receives the Kick-in Free Kick. That is, right arm extended for the “Blue team”, and left arm extended for the “Red team”. The non-signal hand is flat and motionless by the side of the body.



(a) Goal Kick ⟨blue⟩ Team

(b) Goal Kick ⟨red⟩ Team

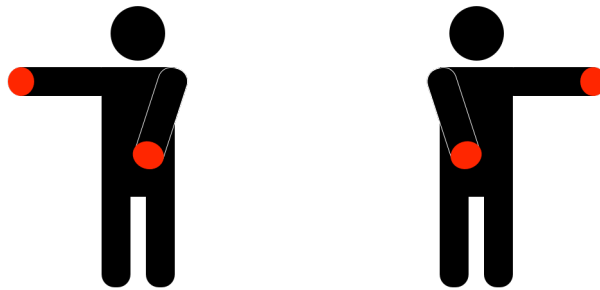
Figure 2: **Goal Kick** ⟨color⟩ **Team**. One-handed signal. One arm, extended 45-degree *up* in the direction of the end of the field where the goal kick will occur. That is, right arm extended for the “Blue team”, and left arm extended for the “Red team”. The non-signal hand is flat and motionless by the side of the body.



(a) **Corner Kick** **<blue>** Team
(on the half of the **red** team)

(b) **Corner Kick** **<red>** Team (on the
half of the **blue** team)

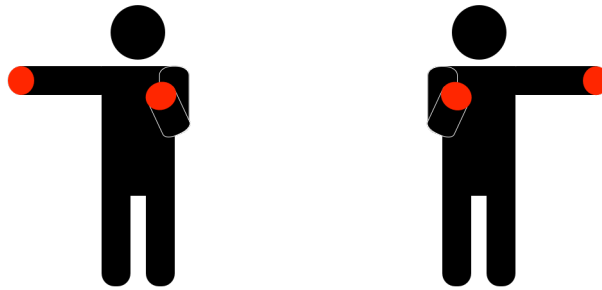
Figure 3: **Corner Kick** **<color>** Team. One-handed signal. One arm, extended 45-degree *down* in the direction of the team executing the corner kick. That is, right arm extended for the “Blue team” executing the corner kick on the “Red team’s” side, and left arm extended for the “Red team” executing the corner kick on the “Blue team’s” side. The non-signal hand is flat and motionless by the side of the body.



(a) **Goal** **<blue>** Team

(b) **Goal** **<red>** Team

Figure 4: **Goal** **<color>** Team. Two-handed signal. One arm, extended pointing at the center circle. Other arm, extended horizontally in the direction of the half of the field corresponding to the team that scored the goal. That is, right arm extended for the “Blue team”, and left arm extended for the “Red team”.



(a) Pushing Free-kick ⟨blue⟩ Team because a red robot has pushed. (b) Pushing Free-kick ⟨red⟩ Team because a blue robot has pushed.

Figure 5: **Pushing Free-kick** ⟨color⟩ Team. Two-handed signal. One arm, vertical with bent elbow and palm facing in the direction of the extended arm. Other arm, extended horizontally in the direction of the half of the field corresponding to the team that is *executing* the Free-kick. That is, left arm extended for the “Red team”, and right arm extended for the “Blue team”.





Figure 6: **Full-Time**. Dynamic two-handed signal. Both arms slowly move symmetrically inward and outwards on a horizontal plane, bending at the elbows.



(a) Rotation around virtual axis to indicate substitution. (b) Kick-in signal to indicate the team which is substituting a player. Two possible directions.

Figure 7: **Substitution**. Dynamic two-handed signal. Both arms slowly rotate symmetrically around a virtual horizontal axis parallel to the touchline. After three rotations the referee indicates the team which is substituting a player with the kick-in signal.

2.4 Challenge Evaluation

A team scores 1 point for every direction (team blue, team red or none) and 1 point for every hand-signal (ignoring the direction) correctly identified. The time it takes a team to report a hand-signal (relative to the when signaling started, as calculated by the GameController) is recorded. If a team does not report any hand-signal within the time limit, the time for the hand-signal is 15 s. For incorrect reports, the time is how long that incorrect report took.

As the head referee only whistles in three different match situations (kick-off, goal, end of half), the signals are categorized accordingly. The average points and time per category will be calculated. The average points \bar{P}_{XXX} are summed with weighting factors as well as the average time \bar{T}_{XXX} :

$$\begin{aligned}\Sigma_{\text{Points}} &= \bar{P}_{\text{kick.off}} + 3 \times \bar{P}_{\text{goal}} + 2 \times \bar{P}_{\text{end.of.half}} \\ \Sigma_{\text{Time}} &= 3 \times \bar{T}_{\text{kick.off}} + \bar{T}_{\text{goal}} + 2 \times \bar{T}_{\text{end.of.half}}\end{aligned}$$

These two values will be determined for each match. After the preliminary matches have been finished, the minimum number of matches each team has played will be evaluated over all teams referenced as N . For each team the total number of points and the total time is calculated as the sum of the $N - 1$ best ranked matches according to the number of points.

Teams are ranked by their total number of points. In the case of a tie, the team with the fastest total time to identify the hand-signals is ranked higher. The team with the highest total number of points, and lowest total time (for tie-breakers), wins this in-game challenge.

3 Dynamic Ball Handling Challenge

This challenge is a follow-up to the Dynamic Ball Handling Challenge of RoboCup 2022 and for this new edition a few small things were changed, but especially the scoring was adjusted. The purpose of this challenge is to enhance skills in ball passing and handling, and in robot's movement estimation.

3.1 Challenge Goal

Score a goal as the attacking team after two or more passes without letting the defending players touch the ball. To allow for fast attacks, each player should pass the ball to the next target without them having to walk back or turn around.

3.2 Challenge Setup

This challenge is executed on a standard SPL field with GameController and consists of three individual runs with time in between (the exact time is subject to the given scheduling) in which changes/adjustments to the code are allowed. Three attacking robots, provided by the challenged team, and three defending robots, operating a provided common image (see Section 3.6) from another team, are competing. For each run a new defending image will be randomly selected (if more than one image exists), so that all teams have to compete against the same image.

The defending robots have to be flashed and calibrated with the selected image for each run. Teams have to practice setting up defending robots. It is preferable that all teams in a run play against the same robots with the same defender image. However, this is only possible if one team per round agrees to provide these robots in addition. In this case, it should be ensured that the common defenders are not actively used for more than 10 min at a time, otherwise a forced break of 10 min (like a half-time) must be introduced. This will be decided by the referee of this challenge. Otherwise each team will be teamed with another team for a run. Following from this, each run is divided into two phases executed after each other. For the first phase of a run the first mentioned team brings their three attacking robots and the other team provides the defending team. During the second phase teams switch their robots respectively.

All participating teams have to have their robots ready 10 min before each challenge run starts. Attacking robots are not allowed to be modified afterwards for this run (except a robot breaks, but even then the code should remain the same except for some necessary parameters).

The robots are placed by the referees facing the opponent's half and they should allow a bit of randomness into the position same for all teams in this run.

Attacker: *1st:* goal area front line; *2nd:* near halfway line left of center circle, but at least 10 cm in its own half; *3rd:* next to halfway line right of center circle, but at least 10 cm in its own half.

Defender: *1st:* goalkeeper on the goal line between the two goal posts; *2nd:* front line of penalty area; *3rd:* within center circle, but at least 10 cm in its own half;

Ball: On penalty mark of the attacking team's side

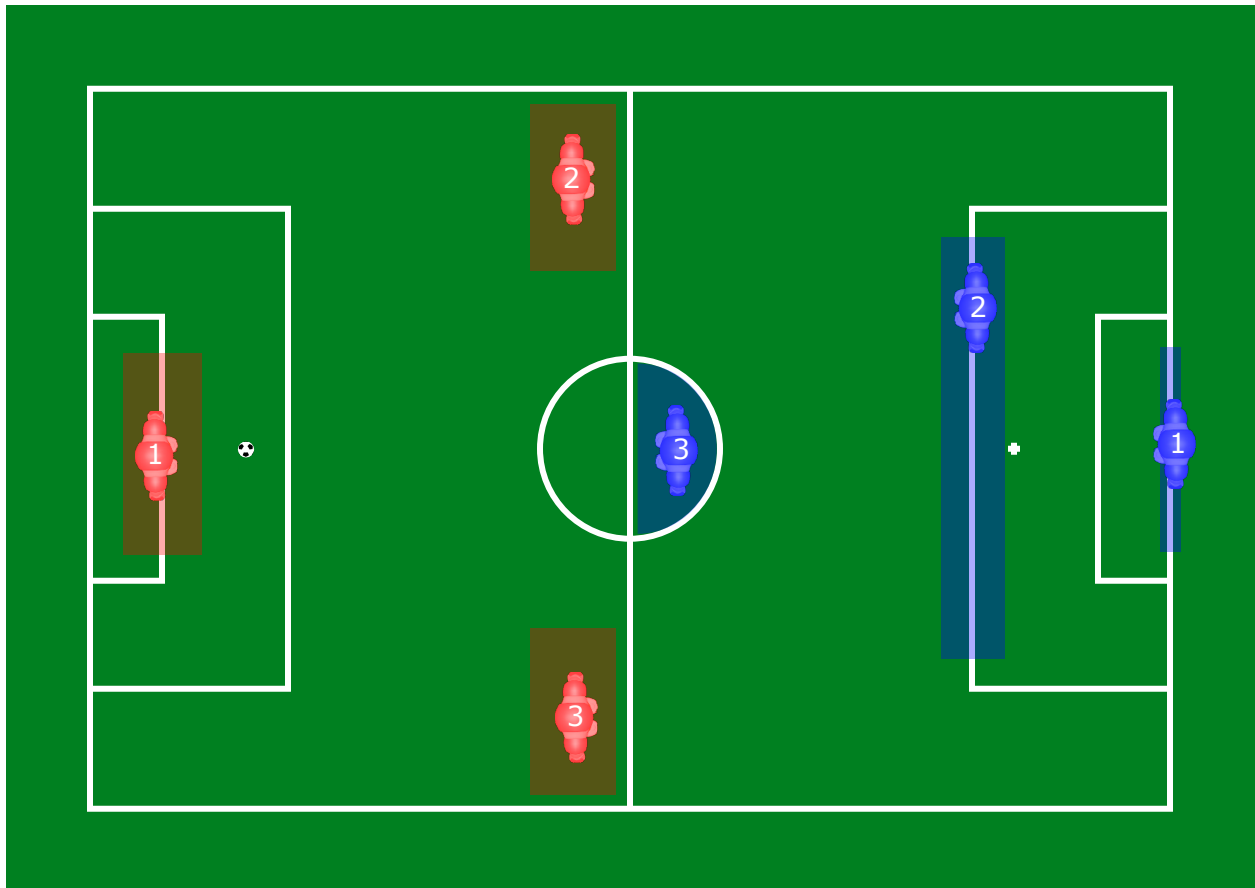


Figure 8: Possible positions of the **attacking (red)** and **defending (blue)** robots at the beginning of the challenge. All robots are facing their opponent's half and the possible randomized area is highlighted under the robots.

3.3 GameController

All robots have to communicate with the GameController. There is a special mode in the GameController for this challenge.

3.4 Challenge Execution

In `initial` the robots get placed by the referees at their randomized starting positions, see Figure 8. The GameController switches/skips from `ready` directly into `set`. The ball gets placed, and the head referee starts the run with one whistle blow, like at kick-off. If a robot does not listen to the whistle, it will receive the `playing` signal from the GameController after the normal delay.

In `playing` the teams have now 240 s time and the following happens: All robots are allowed to move and dribble. The 1st attacker passes the ball towards the 2nd or 3rd attacker while he is under attack by the 1st defender. After the 2nd or 3rd attacker received the ball, and the ball is in the defender's half, it gets attacked by the 2nd defender. Next, the 2nd or 3rd attacker passes towards the other robot, which can pass again or tries to score a goal.

Defending robots are limited to a maximum speed of 200 mm s^{-1} . Also the defenders are not allowed to listen/react to the whistle and only get the 15 s delayed `playing` signal from the GameController! The 1st defender has to walk immediately into the attackers half and does not walk back in its own half, so it only defends in the attacker's half. The 2nd defender is only allowed to stay in its own half and the goalkeeper remains on the goal line and is not allowed to dive. The objective of the defending team is to intercept the passes, see Section 3.5.

When the ball has been kicked by a robot who has a minimum distance to the receiving robot of 2.0 m it is called a pass and then differentiated into the following categories:

1. **substantial pass attempt:**

- (a) The ball stops in a circle with radius 2.0 m, but greater 1.0 m, around the receiver.

2. **semi-valid pass:**

- (a) The ball stops in a circle with radius 1.0 m around the receiver, but not within the arc defined in the next point.

3. **valid pass:**

- (a) The ball stops in an 180° arc with radius 1.0 m around the receiver facing the next target, either next receiver or opponent's goal, so the receiving robot does not have to move backwards to pass or shoot a goal (see Figure 9).
- (b) The ball is without stoppage played in the direction of the next target, either next receiver or opponent's goal. Target direction is defined as a 90° cone towards the next target.
- (c) The ball gets *intentionally* deflected by the receiving robot in the direction of the next target either next receiver or opponent's goal. Target direction is defined as a 90° cone towards the next target.

All rules from the normal game play (including penalties) still apply. Only the standard removal penalty time gets extended to 240 s.

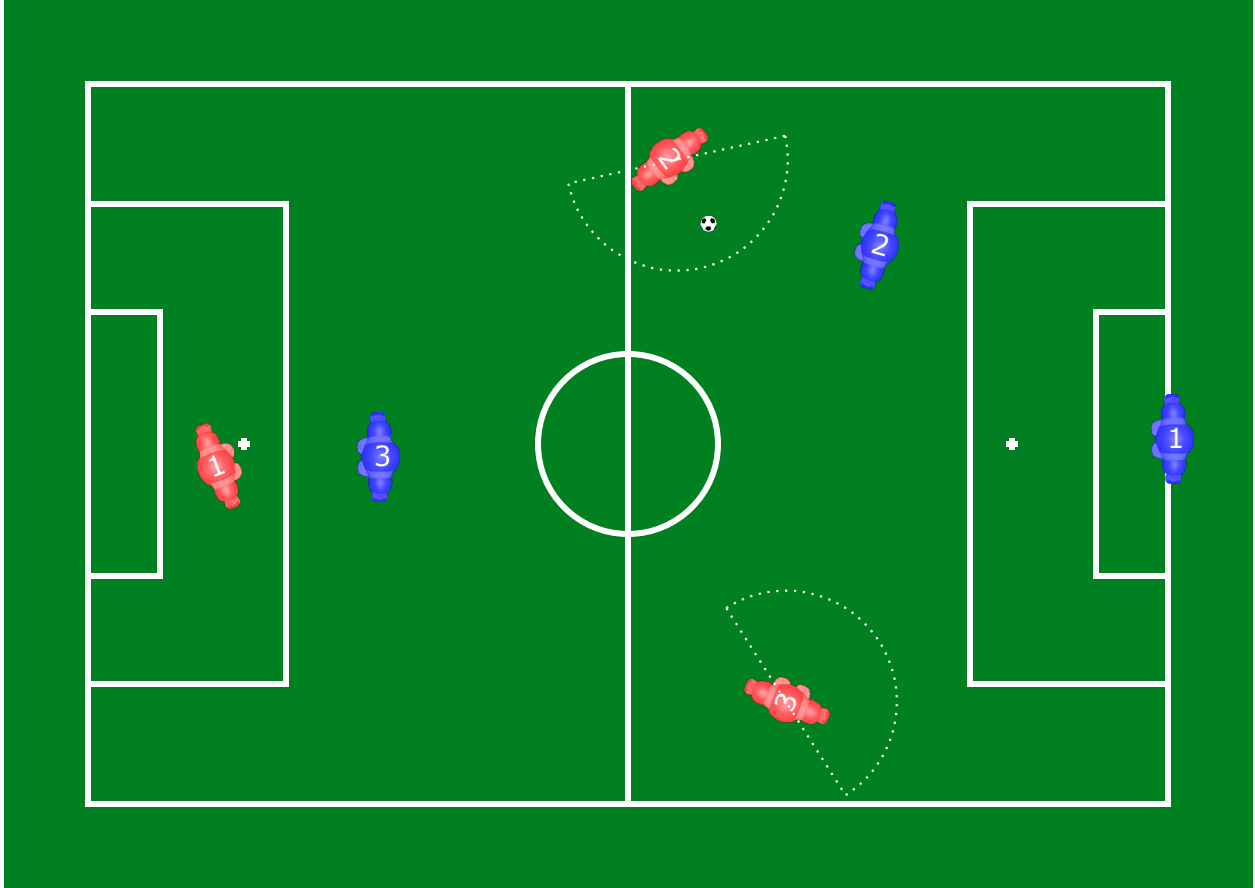


Figure 9: Possible challenge situation with **attacking (red)** robots already oriented towards their targets. The arcs for a valid pass are indicated with dashed line style. Please note the possible difference between robot orientation and valid arcs.

3.5 Challenge Scoring

In each run the GameController measures the execution time from initial whistle until the run is stopped by one of the following criteria:

- A goal is scored after at least two passes, out of the following list, have been executed:
 - valid pass,
 - semi-valid pass,
 - substantial pass attempt.
- A defender (except the goalkeeper) touches the ball.
- Ball leaves the field outside the defending goal area.

-
- An attacker pushes.
 - There is only one attacker left on the field.
 - A run exceeds 4 min execution time.
 - Attacking team is not communicating with the GameController.

In the case that a goal gets scored before two passes were executed, there was an own goal or the ball leaves the field within the defending goal area, the ball gets quickly placed on the closest goal kick spot.

The score for the attacking team in a run will be calculated based on the following rules:

1. For the first two passes, add
 - (a) **valid pass**: 30 points.
 - (b) **semi-valid pass**: 20 points.
 - (c) **substantial pass attempt**: 10 points.
2. For a third pass, add
 - (a) **valid pass**: 20 points.
 - (b) **semi-valid pass**: 13 points.
 - (c) **substantial pass attempt**: 6 points.
3. For a fourth pass, add
 - (a) **valid pass**: 10 points.
 - (b) **semi-valid pass**: 6 points.
 - (c) **substantial pass attempt**: 3 points.
4. For a goal after at least two passes the time measured counts and can lead to 120 points if 0 s are needed and 0 points if 240 s are needed. In between full points (rounded) will be awarded linearly. *Please note these points are **not** awarded if the run was stopped by a stopping criteria different to scoring a goal, see above.*
5. If an attacking robot has been pushed by a defender, subtract 20 s of the time measured.

The final score is the sum of the two best runs out of the three runs.

3.6 Defender Image

Common defender images can be provided by the community with a standardized setup procedure and with automatic calibration. Every team can propose such an image until 2023-05-14. The image will be tested until 2023-05-31 if they match the requirements and afterwards published. If not, the team gets feedback and has the opportunity to hand in a revised image. If teams want to test their attackers before this deadline the old images from 2022 and the old GameController can be used.

1. One image conforming to the standard button interface, using autonomous calibration and receiving its player number through a text file on USB-stick.
2. Existence of documentation on how to flash, how to operate a robot, how to handle issues.
3. Does it comply with the rules?
4. Does it operate robustly?
5. Does it defend according to the rules?

4 Data Minimization Challenge

This challenge will take place throughout all matches of the main competition and the score will be based on the quantity of bytes exchanged by active robots during matches.

4.1 Challenge Goal

The purpose of this challenge is to reward good network data usage strategies that minimize the number of bytes sent by each active robot. Both the quantity of exchanged bytes and the uptime of active robots will be taken into consideration when computing the score.

4.2 Challenge Scoring

Network data usage will be evaluated by keeping track of the ratio R between the cumulative count of bytes sent by all active robots in the team and the total uptime of robots in the team for SPL match m :

$$R^m = \frac{\sum_i^n b_i}{\sum_i^n t_i}$$

where:

- b_i is the number of bytes sent by robot i
- t_i is the uptime of robot i , i. e., the duration robot i is participating in the match and is not penalized.

The sum takes into account all robots that were at some point active during the match, therefore also correctly taking into account substitutions and penalizations but excluding penalty shoot-outs (neither bytes nor uptime during penalty shoot-outs are taken into account in the sums).

An average R^m is computed for each match. The final score A^t for team t is the average over all matches disputed by that team:

$$A^t = \frac{1}{M} \left(\sum_m^M R^m \right)$$

where:

- M is the number of matches played by team t .

The objective of each team in this challenge is to minimize the average A^t .

4.3 Exclusion from Challenge

Being an in-game challenge, all teams participating in the main competition will automatically take part in this challenge if they score at least one goal during the whole duration of the preliminary tournament phase.

4.4 Code Publication

Teams are exempted from publishing code related to this challenge, as it may involve a full code publication. Even if it is not mandatory, teams are still encouraged to publish code related to this in-game challenge in some measure.