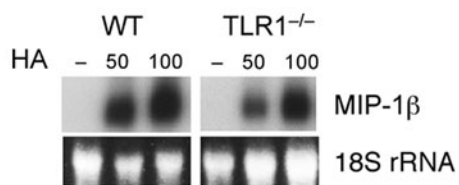
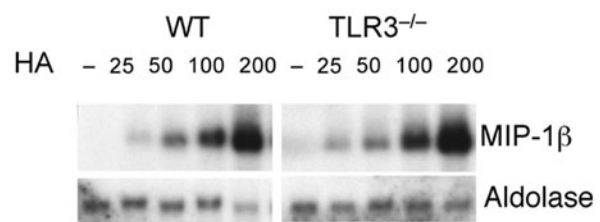


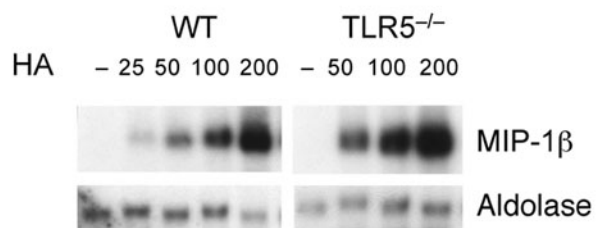
a



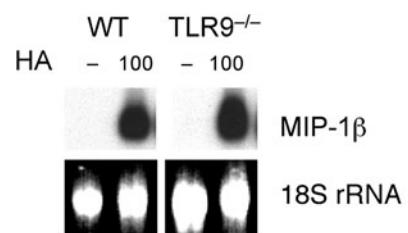
b



c



d



Supplementary Figure 2. HA-induced chemokine expression is independent of TLR-1, -3, -5, and -9. MIP-1 β expression by peritoneal macrophages from wild type (WT), TLR1^{-/-} (a), TLR3^{-/-} (b), TLR5^{-/-} (c), and TLR9^{-/-} mice (d) treated with indicated concentration of HA fragments (g/ml) in the presence of polymyxin B. Aldolase or 18S rRNA was indicated.