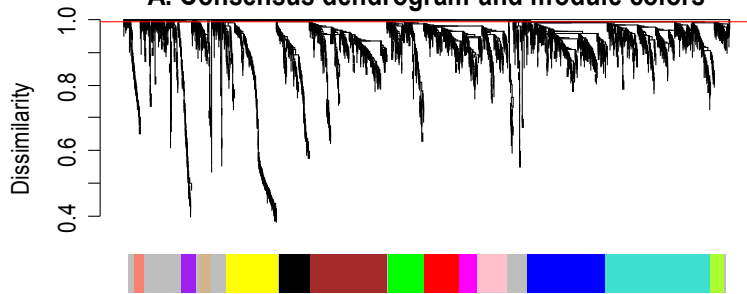
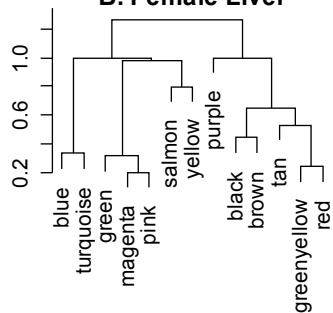


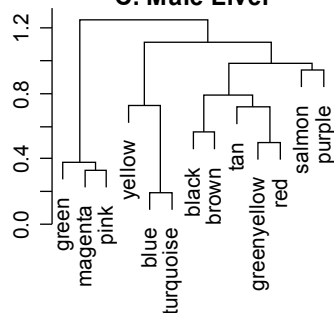
A. Consensus dendrogram and module colors




B. Female Liver



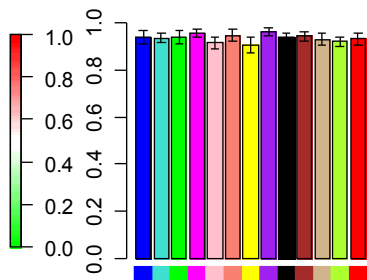
C. Male Liver



D. Female Liver




E. D= 0.94



F. Preservation

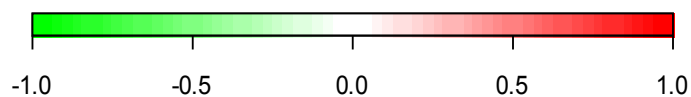


G. Male Liver



H. Female Liver module-trait correlation and p-value

0.26 (0.003)	0.23 (0.007)	0.12 (0.2)	0.043 (0.6)	-0.044 (0.6)	0.27 (0.002)
0.5 (5e-10)	0.49 (2e-09)	0.31 (3e-04)	0.34 (7e-05)	-0.39 (3e-06)	0.43 (1e-07)
0.23 (0.007)	0.16 (0.06)	0.11 (0.2)	0.16 (0.07)	-0.31 (3e-04)	0.31 (3e-04)
0.086 (0.3)	-0.12 (0.2)	-0.096 (0.3)	-0.025 (0.8)	-0.081 (0.3)	0.25 (0.003)
0.071 (0.4)	-0.021 (0.8)	-0.072 (0.4)	-0.0097 (0.9)	-0.15 (0.08)	0.21 (0.01)
0.0064 (0.9)	0.14 (0.1)	-0.033 (0.7)	0.072 (0.4)	-0.12 (0.2)	-0.083 (0.3)
0.17 (0.05)	0.24 (0.006)	0.19 (0.03)	0.38 (5e-06)	-0.5 (1e-09)	0.12 (0.2)
0.0078 (0.9)	-0.043 (0.6)	-0.064 (0.5)	0.0071 (0.9)	0.093 (0.3)	-0.058 (0.5)
-0.15 (0.08)	-0.15 (0.08)	-0.087 (0.3)	-0.28 (9e-04)	0.44 (7e-08)	-0.28 (9e-04)
0.0094 (0.9)	0.21 (0.01)	0.078 (0.4)	-0.047 (0.6)	0.17 (0.05)	-0.18 (0.03)
-0.05 (0.6)	0.09 (0.3)	-0.082 (0.3)	0.09 (0.3)	0.038 (0.7)	-0.14 (0.1)
-0.44 (8e-08)	-0.29 (7e-04)	-0.14 (0.1)	-0.28 (9e-04)	0.4 (1e-06)	-0.51 (3e-10)
-0.16 (0.07)	-0.012 (0.9)	0.032 (0.7)	-0.03 (0.7)	0.16 (0.06)	-0.29 (8e-04)
Weight	Other fat	LDL + VLDL	Insulin	Gluc+Insulin	Leptin



I. Male Liver module-trait correlation and p-value

0.29 (0.001)	0.23 (0.009)	0.31 (5e-04)	0.17 (0.06)	-0.098 (0.3)	0.3 (7e-04)
0.47 (3e-08)	0.32 (3e-04)	0.36 (3e-05)	0.22 (0.01)	-0.31 (5e-04)	0.33 (1e-04)
0.19 (0.03)	0.13 (0.1)	0.058 (0.5)	0.046 (0.6)	0.057 (0.5)	0.027 (0.8)
0.031 (0.7)	0.15 (0.1)	0.031 (0.7)	-0.098 (0.3)	0.24 (0.007)	0.086 (0.3)
-0.015 (0.9)	0.025 (0.8)	-0.0028 (1)	-0.16 (0.08)	0.2 (0.03)	0.03 (0.7)
-0.022 (0.8)	-0.051 (0.6)	0.014 (0.9)	0.2 (0.03)	-0.035 (0.7)	-0.0064 (0.9)
0.25 (0.005)	0.072 (0.4)	0.25 (0.005)	0.35 (7e-05)	-0.36 (5e-05)	0.071 (0.4)
-0.037 (0.7)	-0.082 (0.4)	-0.009 (0.9)	-0.017 (0.8)	0.064 (0.5)	-0.028 (0.8)
-0.21 (0.02)	-0.16 (0.07)	-0.24 (0.007)	-0.15 (0.1)	0.074 (0.4)	-0.013 (0.9)
0.076 (0.4)	0.016 (0.9)	0.068 (0.5)	0.00079 (1)	-0.11 (0.2)	-0.093 (0.3)
0.0075 (0.9)	0.012 (0.9)	-0.029 (0.7)	0.13 (0.2)	-0.27 (0.003)	-0.075 (0.4)
-0.5 (4e-09)	-0.38 (1e-05)	-0.34 (1e-04)	-0.2 (0.03)	0.19 (0.03)	-0.33 (2e-04)
-0.069 (0.4)	-0.11 (0.2)	-0.077 (0.4)	0.09 (0.3)	-0.22 (0.02)	-0.033 (0.7)
Weight	Other fat	LDL + VLDL	Insulin	Gluc+Insulin	Leptin

