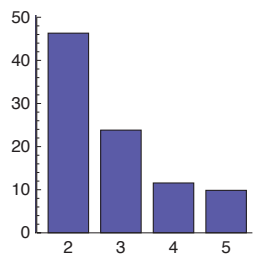
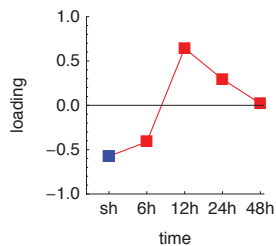
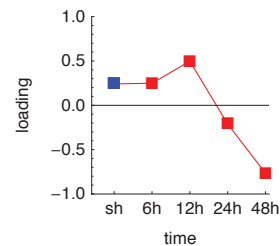
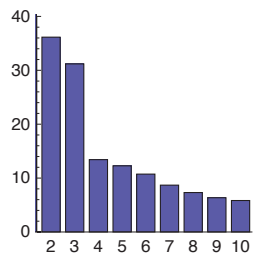
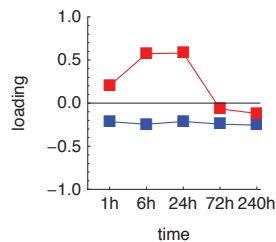
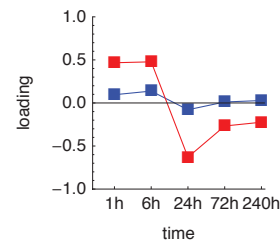
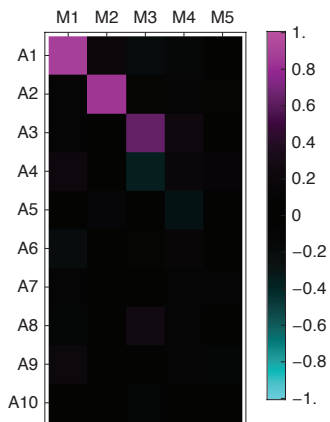
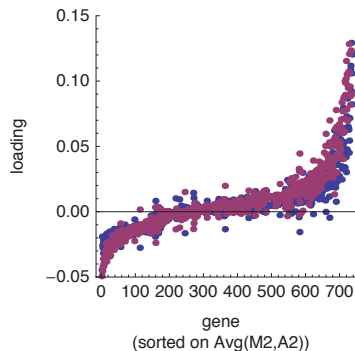


A Mcao singular values 2-5**B** eigengene M2**C** eigengene M3**D** Kainate singular values 2-10**E** eigengene A2 (folded)**F** eigengene A3 (folded)**G** Correlations of eigenarrays**H** eigenarrays M2, A2 (values for the common genes)**I** eigenarrays M3, A3 (values for the common genes)