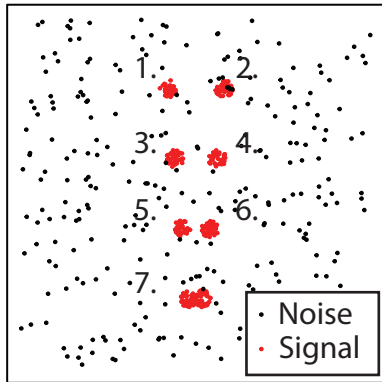


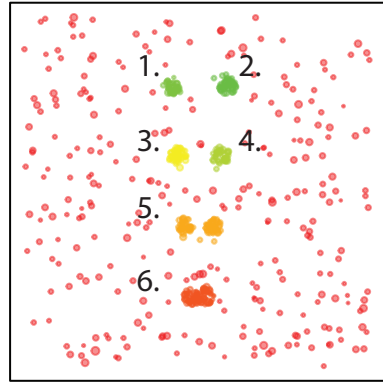
A

Test Data



B

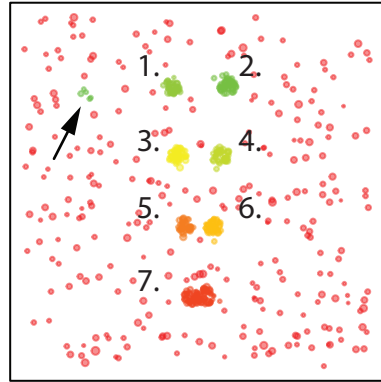
KDE



6/7 clusters detected
 0 false positive clusters
 5% noise incorporated
 100% clustered localizations
 incorporated

C

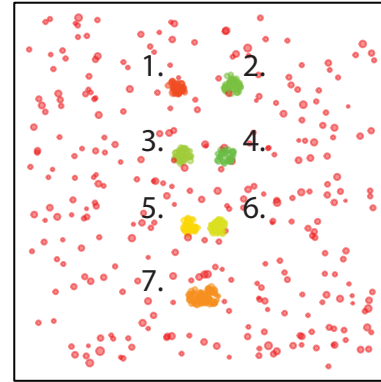
DBSCAN



7/7 clusters detected
 1 false positive cluster
 6.7% noise incorporated
 100% clustered localizations
 incorporated

D

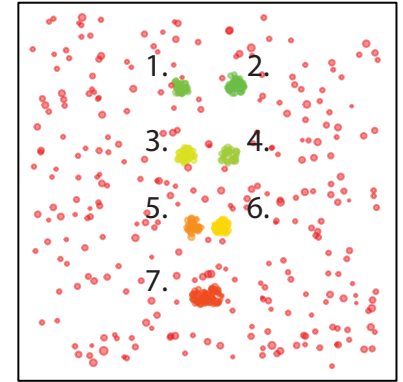
Voronoi



7/7 clusters detected
 0 false positive clusters
 2.7% noise incorporated
 98.4% clustered localizations
 incorporated

E

Bayesian clustering



7/7 clusters detected
 0 false positive clusters
 3.3% noise incorporated
 99.4% clustered localizations
 incorporated