Figure S4

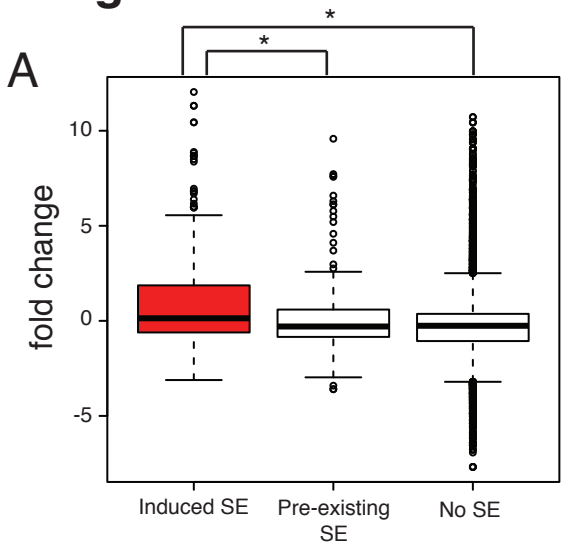
A
*
*
fold change
10
5
0
-5
Induced SE
Pre-existing SE
No SE

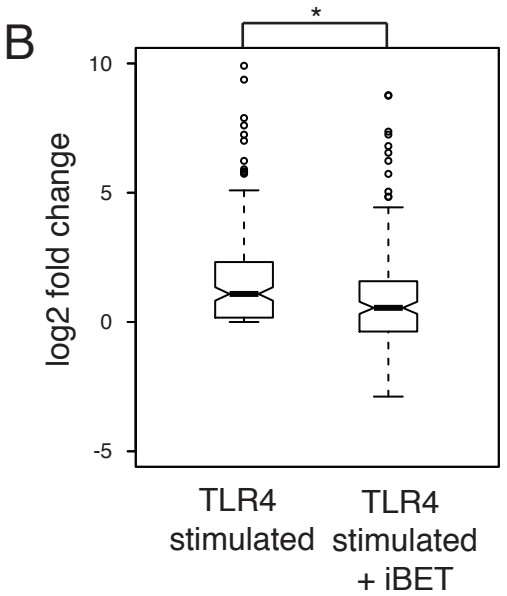
B
*
log2 fold change
10
5
0
-5
TLR4 stimulated
TLR4 stimulated + iBET

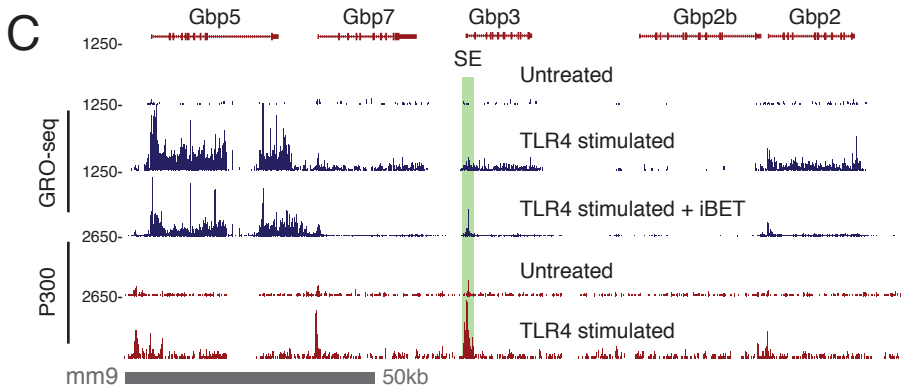
C
Gbp5
Gbp7
Gbp3
Gbp2b
Gbp2
SE
1250-
Untreated
GRO-seq
1250-
TLR4 stimulated
1250-
TLR4 stimulated + iBET
2650-
P300
Untreated
2650-
TLR4 stimulated
mm9
50kb

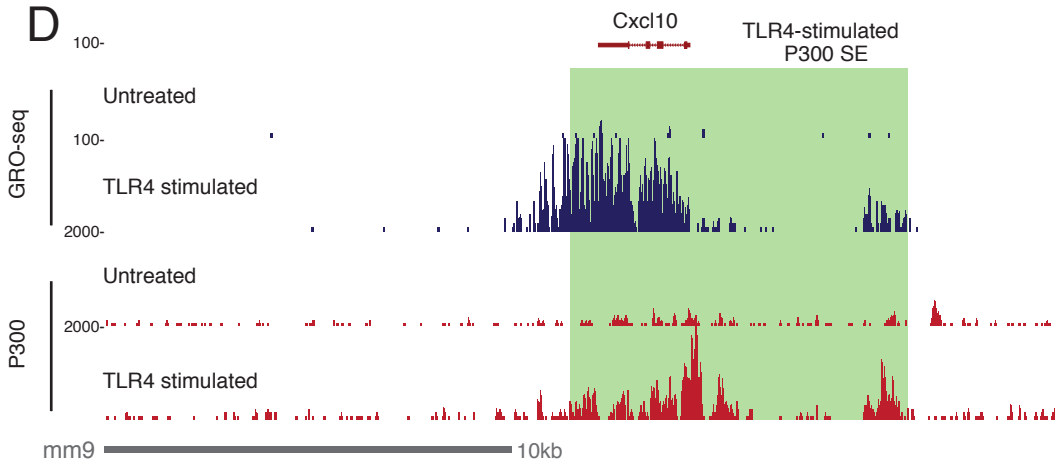
D
100-
Cxcl10
TLR4-stimulated P300 SE
GRO-seq
Untreated
100-
TLR4 stimulated
2000-
P300
Untreated
2000-
TLR4 stimulated
mm9
10kb

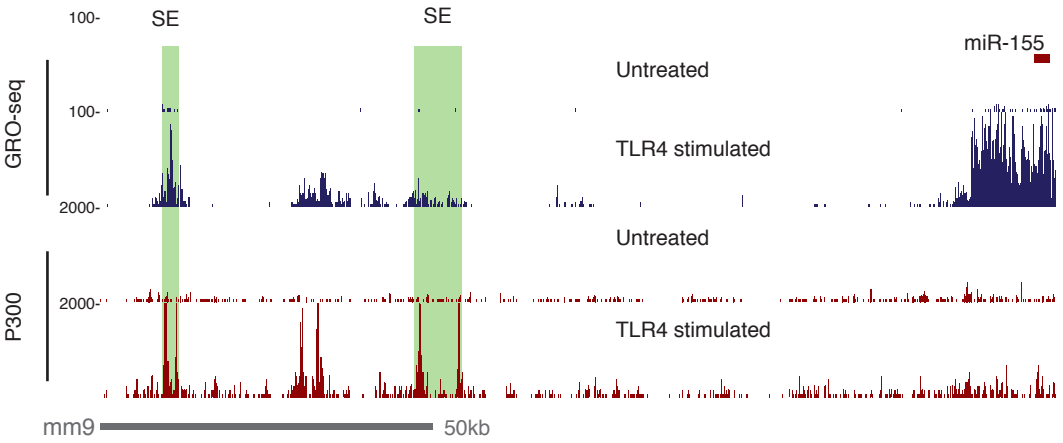
100-
SE
SE
miR-155
GRO-seq
Untreated
100-
TLR4 stimulated
2000-
Untreated
P300
2000-
TLR4 stimulated
mm9
50kb