

# MEDIA GUIDE

2020



**TENNESSEE TITANS**

## SAINT THOMAS SPORTS PARK

460 Great Circle Rd.  
Nashville, TN 37228  
615-565-4000  
(same for training camp)



## TRAINING CAMP

- Saint Thomas Sports Park

## NISSAN STADIUM/TICKET OPERATIONS

One Titans Way  
Nashville, TN 37213  
615-565-4200 (Ticket Dept.)  
615-565-4300 (Nissan Stadium Administration)  
(69,143 capacity)

## TITANS MEDIA RELATIONS

615-565-4100  
Robbie Bohren Senior Director of Communications  
Dwight Spradlin Assistant Director of Media Relations  
Jared Puffer Media Relations Manager  
Kate Guerra Team Publicist  
Kim Smith Media Relations Coordinator  
Arden Shirley Seasonal Media Relations Assistant

## TITANS' OFFICIAL WEBSITE

[www.TennesseeTitans.com](http://www.TennesseeTitans.com)

## MOBILE APP

[apps.yinzcam.com/nfl/ten](https://apps.yinzcam.com/nfl/ten)

## SOCIAL MEDIA

Facebook: @titans  
Instagram: @titans  
Snapchat: nfltitans  
Twitter: @titans  
YouTube: /titans

## ONLINE MEDIA GUIDE

[www.TennesseeTitans.com/mediaguide](http://www.TennesseeTitans.com/mediaguide)

## TITANS COLORS

Titans Blue (Pantone 279), Titans Navy (289), Titans Red (186), Titans Silver (877 metallic), White, DK Steel Grey (425), Wolf Grey (429)

## DIVISION/CONFERENCE/LEAGUE TITLES

- Two AFL Championships (1960, 1961)
- One AFC Championship (1999)
- Four AFL Eastern Division Championships (1960, 1961, 1962, 1967)
- Two AFC South Division Championships (2002, 2008)
- Three AFC Central Division Championships (1991, 1993, 2000)
- Four AFL Championship Game Appearances (1960, 1961, 1962, 1967)
- Five AFC Championship Game Appearances (1978, 1979, 1999, 2002, 2019)
- One Super Bowl Appearance (XXXIV)
- 23 Playoff Appearances (1960, 1961, 1962, 1967, 1969, 1978, 1979, 1980, 1987, 1988, 1989, 1990, 1991, 1992, 1993, 1999, 2000, 2002, 2003, 2007, 2008, 2017, 2019)

## TITANS/OILERS ALL-TIME RECORD

**Regular Season: 440-470-6**  
Home: 253-203-2  
Road: 187-267-4  
As Titans: 173-163-0  
As Oilers: 267-307-6  
**Postseason: 17-21**  
Home: 6-5  
Road: 11-15  
Super Bowl (XXXIV): 0-1

## 2020 TITANS SCHEDULE

### PRESEASON (SUBJECT TO CHANGE)

Day	Date	Opponent	Kickoff	TV
Sat.	Aug. 15	at Washington	1 p.m.	WKRN
Sat.	Aug. 22	<b>NY GIANTS</b>	7 p.m.	WKRN
Sat.	Aug. 29	at Tampa Bay	6 p.m.	WKRN
Thur.	Sept. 3	<b>CHICAGO</b>	7 p.m.	WKRN

### REGULAR SEASON

Day	Date	Opponent	Kickoff	TV
Mon.	Sept. 14	at Denver	9:10 p.m.	ESPN
Sun.	Sept. 20	<b>JACKSONVILLE</b>	Noon	CBS
Sun.	Sept. 27	at Minnesota	Noon	CBS
Sun.	Oct. 4	<b>PITTSBURGH</b>	Noon	CBS
Sun.	Oct. 11	<b>BUFFALO</b>	Noon*	CBS
Sun.	Oct. 18	<b>HOUSTON</b>	Noon*	CBS
Sun.	Oct. 25	Bye		
Sun.	Nov. 1	at Cincinnati	Noon*	CBS
Sun.	Nov. 8	<b>CHICAGO</b>	Noon*	FOX
Thur.	Nov. 12	<b>INDIANAPOLIS</b>	7:20 p.m.	FOX/NFLN/ Amazon
Sun.	Nov. 22	at Baltimore	Noon*	CBS
Sun.	Nov. 29	at Indianapolis	Noon*	CBS
Sun.	Dec. 6	<b>CLEVELAND</b>	Noon*	CBS
Sun.	Dec. 13	at Jacksonville	Noon*	CBS
Sat./Sun.	Dec. 19/20	<b>DETROIT</b>	TBD	TBD
Sun.	Dec. 27	at Green Bay	7:20 p.m.*	NBC
Sun.	Jan. 3	at Houston	Noon*	CBS

All kickoff times Central

\* Time, TV subject to change

## FRANCHISE TIMELINE

1960–1996 Houston Oilers  
1997 Team Relocates from Houston to Nashville  
1997 Tennessee Oilers (Liberty Bowl, Memphis)  
1998 Tennessee Oilers (Vanderbilt Stadium, Nashville)  
1999–Present Tennessee Titans (Nissan Stadium, Nashville)

## FRANCHISE CAREER RECORD HOLDERS

Rushing Yards	Eddie George (1996-03)	10,009
Passing Yards	Warren Moon (1984-1993)	33,685
Receiving Yards	Ernest Givins (1986-1994)	7,935
Receptions	Ernest Givins (1986-1994)	542
Interceptions	Jim Norton (1960-1968)	45
Sacks	Elvin Bethea (1968-83)	105
Field Goals	Al Del Greco (1991-2000)	246
Points	Al Del Greco (1991-2000)	1,060
Touchdowns	Eddie George (1996-2003)	74
Wins (Coach)	Jeff Fisher (1994-2010)	147
Wins (QB)	Steve McNair (1995-2005)	81

## FRANCHISE SEASON RECORD HOLDERS

Rushing Yards	Chris Johnson (2009)	2,006
Passing Yards	Warren Moon (1991)	4,690
Receiving Yards	Charlie Hennigan (1961)	1,746
Receptions	Charlie Hennigan (1964)	101
Interceptions	Fred Glick (1963)	12
	Mike Reinfeldt (1979)	12
Sacks	Elvin Bethea (1973)	17
Field Goals	Al Del Greco (1998)	36
Points	Ryan Succop (2017)	136
	Al Del Greco (1998)	136
Touchdowns	Earl Campbell (1979)	19

# MEDIA GUIDE TABLE OF CONTENTS

## TEAM INFORMATION (2-5)

Fingertip Information.....	2
Table of Contents.....	3
Staff Directory.....	4-5

## TITANS EXECUTIVES (6-14)

Amy Adams Strunk.....	7-8
Burke Nihill.....	8
Jon Robinson.....	9-10
Jenneen Kaufman.....	10
Gil Beverly.....	11
Adolpho Birch.....	11
Ryan Cowden.....	12
Brooke Ellenberger.....	12
Bob Flynn.....	13
Vin Marino.....	13
Ralph Ockenfels.....	14

## COACHING STAFF (15-32)

Mike Vrabel.....	16-17
Arthur Smith.....	17-18
Craig Aukerman.....	18-19
Brian Bell.....	19
Scott Booker.....	19-20
Shane Bowen.....	20
Keith Carter.....	21
Ryan Crow.....	21
Tony Dews.....	22
Todd Downing.....	22-23
Matt Edwards.....	23-24
Mondray Gee.....	24
Jim Haslett.....	24-25
Chandler Henley.....	25
Zak Kahr.....	26
Anthony Midget.....	26-27
Rob Moore.....	27-28
Pat O'Hara.....	28-29
Frank Piraino.....	29
Luke Steckel.....	30
John Streicher.....	30
Mike Sullivan.....	31
Terrell Williams.....	31-32

## VETERANS & DRAFT PICKS (33-224)

Rosters.....	34-40
Alphabetical.....	34-35
Numerical.....	35-37
Pronunciation Guide.....	37
Positional.....	38-39
How They Were Built.....	40
Cameron Batson.....	41-42
Vic Beasley Jr.....	43-45
Khari Blasingame.....	46-47
Amani Bledsoe.....	48
Beau Brinkley.....	49-50
A.J. Brown.....	51-53
Jayon Brown.....	54-56
Malcolm Butler.....	57-60
Kevin Byard.....	61-64
Ibraheim Campbell.....	65-66
Kamalei Correa.....	67-69
Jack Crawford.....	70-71
Dane Cruikshank.....	72-73
Corey Davis.....	74-76
Nate Davis.....	77-78
Rashard Davis.....	79-80
Dalyn Dawkins.....	81-82
Matt Dickerson.....	83-84
Jamil Douglas.....	85-86
Kenneth Durden.....	87-88
Nick Dzubnar.....	89-90
Darrynton Evans.....	91-92
Rashaan Evans.....	93-95
Anthony Firkser.....	96-97
Kristian Fulton.....	98-99
Avery Gennesy.....	100
Reggie Gilbert.....	101-103
Nigel Harris.....	104-105
Derrick Henry.....	106-111
Cole Herdman.....	112

Parker Hesse.....	113
Cody Hollister.....	114-115
Amani Hooker.....	116-117
Adam Humphries.....	118-121
Joey Ivie.....	122-123
Adoree' Jackson.....	124-128
Chris Jackson.....	129-130
Ben Jones.....	131-133
DaQuan Jones.....	134-137
Greg Joseph.....	138-139
Johnathan Joseph.....	140-145
Joshua Kalu.....	146-147
Dennis Kelly.....	148-149
Zac Kerin.....	150-151
Brett Kern.....	152-159
Harold Landry III.....	160-162
Taylor Lewan.....	163-165
David Long Jr.....	166-167
Isaiah Mack.....	168-169
Cole McDonald.....	170-171
Chris Milton.....	172-173
Daniel Munyer.....	174
Larrell Murchison.....	175-176
Kareem Orr.....	177-178
Seniorise Perry.....	179-180
MyCole Pruitt.....	181-183
David Quessenberry.....	184-185
Kalif Raymond.....	186-189
Derick Roberson.....	190-191
Rodger Saffold III.....	192-193
Ty Sambrailo.....	194-195
Jeffery Simmons.....	196-197
Jonnu Smith.....	198-200
Josh Smith.....	201
Tye Smith.....	202-204
Ryan Tannehill.....	205-210
Trevion Thompson.....	211
Kenny Vaccaro.....	212-215
D'Andre Walker.....	216-217
Jordan Williams.....	218-219
Isaiah Wilson.....	220
Shaun Wilson.....	221-222
Logan Woodside.....	223-224

## ROOKIE FREE AGENTS (225-232)

Aaron Brewer.....	226
Cale Garrett.....	226
Tommy Hudson.....	227
Khaylan Kearsse-Thomas.....	227
Brandon Kemp.....	227
Mason Kinsey.....	228
Tucker McCann.....	228
Anthony McKinney.....	229
Cameron Scarlett.....	229
Kobe Smith.....	230
Teair Tart.....	230
Nick Westbrook-Ikhine.....	231
Kristian Wilkerson.....	231
Kyle Williams.....	232

## 2019 REVIEW (233-286)

2019-20 Transactions.....	234-235
Participation Chart.....	236-237
Regular Season Stats.....	238
Regular Season Defensive Stats.....	239
Postseason Stats.....	240
Postseason Defensive Stats.....	241
Preseason Stats.....	242
Preseason Defensive Stats.....	243
Game-by-Game Team Stats.....	244-245
Postseason Game-by-Game Team Stats.....	246
Game-by-Game Starters.....	247
Game-by-Game Individual Stats.....	248-266
Field Goals and Scoring.....	267
Game Summaries.....	268-286

## RECORDS (287-326)

All-Pro and Pro Bowl Leaders.....	288
League Season Leaders.....	288
Leaders by Category.....	289-293

Year-by-Year Leaders.....	293-297
Individual Records.....	297-308
Team Records.....	308-315
Two-Point Conversions.....	315-316
Shutouts.....	317
Game-Winning Field Goals.....	317
All-Time Return Touchdowns.....	318-319
Top Performances.....	319-326
100-Yard Rushing Games.....	319-321
300-Yard Passing Games.....	321-322
100-Yard Receiving Games.....	322-324
Career 100- and 300-Yard Games.....	324-325
Top Performances by Teammates.....	325-326
Largest Win/Loss Margins.....	326

## HISTORY (327-500)

Year-by-Year Stats, 1960-2019.....	328-387
Preseason.....	388-390
All-Time Summary.....	388
Year-by-Year Results.....	388-390
Titans vs. the NFL.....	391
Team-by-Team Results.....	392-398
Titans and the NFL Draft.....	398-412
All-Time First-Rounders.....	398-399
All-Time Selections.....	399-411
Picks by University.....	412
Trade History, 1997-2020.....	413-419
Free Agency History.....	419-421
All-Time Coaches Roster.....	422
Head Coaches Summary.....	423
All-Time Player Roster.....	424-433
All-Time Jersey Numbers.....	433-440
Practice Squad Players.....	441-443
NFL Europa Players.....	443
Starting Quarterback Summary.....	443
Year-by-Year Starting Quarterbacks.....	444-449
Honors.....	450-470
All-Pro Selections.....	450-453
Pro Bowl Selections.....	454-455
Miscellaneous Honors.....	455-458
Titans/Oilers Hall of Fame.....	458
Pro Football Hall of Famers.....	459-469
Retired Jersey Numbers.....	470
Oilers Logo History.....	471
Stadium History.....	472
Historical Highlights.....	473-489
Home/Away Win-Loss Records.....	490
Month-by-Month Records.....	491
Situational Win-Loss Records.....	492
Primetime Results.....	492-493
Overtime History.....	494-496
Hottest/Coldest Games.....	496
All-Time Offensive Yards/Rankings.....	497
All-Time Defensive Yards/Rankings.....	498
Attendance.....	499-500

## PLAYOFF HISTORY (501-535)

Franchise Playoff Game History.....	502
All-Time Playoff Leaders.....	503
Individual Records.....	504-508
Team Records.....	508-513
Big Days/Playoffs.....	513
Game Summaries.....	514-535

# TITANS STAFF DIRECTORY

## OWNERSHIP

Amy Adams Strunk . . . . Controlling Owner and Co-Chairman, Board of Directors  
Susie Adams Smith . . . Co-Chairman, Board of Directors  
Kenneth S. Adams, IV . . Board of Directors  
Barclay Adams  
Susan Lewis

## EXECUTIVES

Burke Nihill . . . . . President/CEO  
Jon Robinson . . . . . Executive Vice President/General Manager  
Gil Beverly . . . . . Senior Vice President/Chief Marketing & Revenue Officer  
Adolpho Birch III . . . . Senior Vice President/Business Affairs and Chief Legal Officer  
Jenneen Kaufman . . . . Senior Vice President and CFO

## VICE PRESIDENTS

Ryan Cowden . . . . . Vice President of Player Personnel  
Brooke Ellenberger . . . Vice President of Ticketing  
Bob Flynn . . . . . Vice President of Facilities and Game Day Operations  
Vin Marino . . . . . Vice President of Football Administration  
Ralph Ockenfels . . . . Vice President of Corporate Partnerships

## COACHING

Mike Vrabel . . . . . Head Coach  
Arthur Smith . . . . . Offensive Coordinator  
Craig Aukerman . . . . Special Teams  
Brian Bell . . . . . Strength & Conditioning Assistant  
Scott Booker . . . . . Safeties  
Shane Bowen . . . . . Outside Linebackers  
Keith Carter . . . . . Offensive Line  
Ryan Crow . . . . . Assistant Special Teams  
Tony Dews . . . . . Running Back  
Todd Downing . . . . . Tight Ends  
Matt Edwards . . . . . Defensive Assistant  
Mondray Gee . . . . . Strength & Conditioning Assistant  
Jim Haslett . . . . . Inside Linebackers  
Chandler Henley . . . . Quality Control  
Zak Kuhr . . . . . Quality Control  
Anthony Midget . . . . Secondary  
Rob Moore . . . . . Wide Receivers  
Pat O'Hara . . . . . Quarterbacks  
Frank Piraino . . . . . Strength and Conditioning  
Luke Steckel . . . . . Offensive Assistant  
Mike Sullivan . . . . . Assistant Offensive Line  
Terrell Williams . . . . Defensive Line  
John Streicher . . . . . Coordinator of Football Development

## FOOTBALL ADMINISTRATION

Jon Robinson . . . . . Executive Vice President/General Manager  
Vin Marino . . . . . Vice President of Football Administration  
Max Curtis . . . . . Executive Assistant to EVP & General Manager/  
Football Administration Coordinator

## PLAYER PERSONNEL

Ryan Cowden . . . . . Vice President of Player Personnel  
Monti Ossenfort . . . . Director of Player Personnel  
Brian Gardner . . . . . Director of Pro Scouting  
Jon Salge . . . . . Director of College Scouting  
Kevin Turks . . . . . Assistant Director of Pro Scouting  
Jay Thomas . . . . . Personnel Analyst  
Mike Boni . . . . . National Scout  
Dale Thompson . . . . National Scout  
Brandon Taylor . . . . Pro Scout  
Casey Callahan . . . . College Scout  
Patrick Callaway . . . . College Scout  
T.J. Earley . . . . . College Scout  
Tom Roth . . . . . College Scout

Wes Slay . . . . . College Scout  
Rob Riederer . . . . . Scouting Coordinator  
Patrick Woo . . . . . Scouting Coordinator  
Matt Miller . . . . . Scouting Assistant  
Blaise Taylor . . . . . Scouting Assistant

## PLAYER ENGAGEMENT

Chic Ejiasi . . . . . Director of Player Engagement  
James Mitchell . . . . . Team Chaplain

## EQUIPMENT

Paul Noska . . . . . Equipment Manager  
Joey Barranco . . . . . Assistant Equipment Manager  
Matt Thompson . . . . . Equipment Assistant  
John Bartlett . . . . . Equipment Assistant  
Jerome Kline . . . . . Equipment Assistant

## VIDEO

Anthony Pastrana . . . . Director of Football Technology  
Craig Patterson . . . . Assistant Video Director  
George Momirovic . . . Video Assistant

## TEAM OPERATIONS

Brent Akers . . . . . Director of Team Operations  
Chris Matusek . . . . . Team Operations and Football Facility Manager  
Luke Morrow . . . . . Team Operations Assistant

## MEDICAL STAFF

Todd Toriscelli . . . . . Director of Sports Medicine  
Matt Gregg . . . . . Associate Head Athletic Trainer  
Adrian Dixon . . . . . Assistant Athletic Trainer/Rehabilitation Coordinator  
Salvador Lopez . . . . Assistant Athletic Trainer  
Don Moseley . . . . . Assistant Athletic Trainer  
Jon Takahashi . . . . . Assistant Athletic Trainer  
Dr. Thomas Byrd . . . . Team Physician  
Dr. Daniel Lamar . . . . Team Physician  
Dr. Damon Petty . . . . Team Physician  
Dr. Craig Rutland . . . . Team Physician  
Dr. John Williams . . . . Team Physician  
Dr. John Zvijac . . . . Team Physician

## BROADCASTING

Mike Keith . . . . . Senior Director of Broadcasting  
Amie Wells . . . . . Broadcasting Manager

## COMMUNICATIONS

Robbie Bohren . . . . . Senior Director of Communications  
Jim Wyatt . . . . . Senior Writer/Editor  
Dwight Spradlin . . . . Assistant Director of Media Relations  
Jared Puffer . . . . . Media Relations Manager  
Kate Guerra . . . . . Team Publicist  
Kim Smith . . . . . Media Relations Coordinator  
Arden Shirley . . . . . Seasonal Media Relations Assistant

## COMMUNITY IMPACT

Tina Tuggle . . . . . Senior Director of Community Impact  
Josh Corey . . . . . Football Outreach Manager  
Susanna Nickell . . . . Community Impact Coordinator  
Natalie Johnson . . . . Community Impact Assistant  
Jackie Pfeiffer . . . . . Cheer Liaison & Community Outreach Coordinator  
Justin Sullivan . . . . . Mascot Coordinator  
T-Rac . . . . . Mascot

## CORPORATE PARTNERSHIPS

Ralph Ockenfels . . . . Vice President of Corporate Partnerships  
Brad McClanahan . . . . Senior Director of Corporate Partnerships  
Lynne McCracken . . . . Client Services Manager  
Patrick Scully . . . . . Corporate Partnerships Manager

# TITANS STAFF DIRECTORY

Amanda Lockwood . . . . Corporate Partnerships Activation Coordinator  
Kaity Diskerud . . . . . Partnerships Services Associate  
Shin Nagahama . . . . . Partnerships Sales Associate

## EVENT PRESENTATION AND PRODUCTION

Surf Melendez . . . . . Creative Director  
David Schindler . . . . . Senior Director/Executive Producer of Event  
Presentation & Production  
Ashley Farrell . . . . . Broadcast & Digital Producer  
Brian Myers . . . . . Broadcast Technology and Production Manager  
Michael Deuel . . . . . Video Content Manager  
Bill Flanagan . . . . . Video Content Producer  
Todd Gray . . . . . Video Content Producer  
Matt Unger . . . . . Digital Media Content Associate Producer  
Steve Wisinski . . . . . Video Content Associate Producer

## FACILITIES

Bob Flynn . . . . . Vice President of Facilities and Game Day  
Operations  
Walter Overton . . . . . General Manager/Nissan Stadium  
Derek Amelunke . . . . . Audio/Visual Manager  
Floyd Hyde . . . . . Stadium Safety Manager  
Jeff Rhinehart . . . . . Facilities Manager  
George Sargent . . . . . Engineering Manager  
John Williams . . . . . Stadium Operations Manager,  
Scot Baldwin . . . . . Electrician  
Anthony King . . . . . Audio/Visual Technician  
Tim Young . . . . . Diagnostics Technician  
David Maynor . . . . . Maintenance Technician  
Jose Reyes . . . . . Maintenance Technician  
Jerry Woodall . . . . . Maintenance Technician  
James Bohling . . . . . Operations Technician  
Clifford Thomas . . . . . Operations Technician  
Lorena Keenan . . . . . Operations Assistant  
Marterrio Johnson . . . . . Stadium Operations Assistant  
James Peterson . . . . . Stadium Operations Assistant

## FINANCE

Jenneen Kaufman . . . . Senior Vice President and CFO  
Shereme Siewnarine . . . Director of Finance  
Shannon McPeters . . . Payroll/Accounting Services  
Ryan Thramer . . . . . Accounting Manager  
Justin Holt . . . . . Accounting Coordinator  
Nick Hahn . . . . . Accounting Administrative Assistant  
Wade McManus . . . . . Accounting Assistant

## GENERAL

Amanda Birk . . . . . Business Office Manager  
Jeni Zahn . . . . . Executive Assistant

## GRAPHIC DESIGN

Lauren Lott . . . . . Graphic Design Associate

## GROUNDS

Terry Porch . . . . . Sports Field Manager  
Michael Henry . . . . . Sports Field Coordinator  
Austyn Carter . . . . . Sports Field Assistant  
Dudley Johnson . . . . . Sports Field Assistant  
Paul Miller . . . . . Sports Field Assistant  
Elijah Potter . . . . . Sports Field Assistant

## HUMAN RESOURCES

Allie Lessmiller . . . . . Human Resources Manager  
Hailey Langowski . . . . . Human Resources Generalist

## INFORMATION TECHNOLOGY

Russ Hudson . . . . . Senior Director of Information Systems  
Canton Cooper . . . . . Assistant Director of Information Systems  
Joel Kronk . . . . . Software Developer

Paul Fenner . . . . . Information Systems Manager  
Colton Belmonto . . . . . Information Technology Assistant  
Willie Nelson . . . . . Information Systems Assistant  
Adam Bondi . . . . . Software Developer

## LEGAL

Adolpho Birch III . . . . Senior Vice President/Business Affairs and Chief  
Legal Officer  
Dan Werly . . . . . General Counsel  
Jorene Martin . . . . . Assistant to Senior VP and General Counsel

## MARKETING

Gil Beverly . . . . . Senior Vice President/Chief Marketing &  
Revenue Officer  
Jennifer Hinkle . . . . . Senior Director of Marketing & Digital Strategy  
Gary Glenn . . . . . Senior Director of Nissan Stadium Digital  
Alex Knodel . . . . . Director of Brand, Creative & Promotions  
Jeff Harding . . . . . Assistant Director of Digital Media  
Nate Bain . . . . . Social Media Manager  
Jourdan Gottlieb . . . . . Social Media Coordinator  
Toks Sokoya . . . . . Marketing Coordinator  
Carly Mygrants . . . . . Marketing Programs Manager  
Donald Page . . . . . Team Photographer  
Sara DeVene . . . . . CRM Coordinator  
Casey Dant . . . . . Ticket Research & Strategy Analyst

## SECURITY

John Albertson . . . . . Director of Security  
David Haywood . . . . . Safety and Security Coordinator  
Jeb Johnston . . . . . Security Coordinator

## STADIUM EVENTS

Ashlee Stokely . . . . . Director of Stadium Events and Experience  
Rachel Guymon . . . . . Stadium Event Sales Manager  
Ginny Needham . . . . . Stadium Events Manager  
Skylan Morris . . . . . Stadium Event Services Coordinator  
Haley Schaafsma . . . . . Stadium Event Services Coordinator  
Mandy Valentine . . . . . Stadium Event Sales Coordinator

## TICKETS

Brooke Ellenberger . . . . Vice President of Ticketing  
Stephanie Atkins . . . . . Senior Manager of Ticket Services  
Jim Rice . . . . . Senior Manager of Ticket Sales  
Chris Sprunger . . . . . Senior Manager of Ticket Operations  
Jake Kopczyk . . . . . Manager of Ticket Services  
Kristen Arek . . . . . Guest Service Coordinator  
Matt Mango . . . . . Group Sales Coordinator  
Joey Meredith . . . . . Inside Sales Coordinator  
Sean Mihalik . . . . . Club Memberships Coordinator  
Brad Putch . . . . . Suite Sales Coordinator  
Katie Grubbs . . . . . Suite Services Coordinator  
Lauren Dilger . . . . . Ticket Operations Coordinator – Finance  
Matt Youtsey . . . . . Ticket Operations Coordinator  
Drew Silver . . . . . Senior Account Executive - Group Sales  
Justin Ventline . . . . . Senior Account Executive – Ticket Sales  
Haley Clark . . . . . Account Executive – Group Sales  
Cole Horan . . . . . Account Executive – Group Sales  
Kyle Malden . . . . . Account Executive - Group Sales  
Carli Anderson . . . . . Account Executive – Ticket Sales  
Kevin Coleman . . . . . Account Executive – Ticket Sales  
Alexandra Harrigan . . . . Account Executive – Ticket Sales  
Jordan Johnson . . . . . Account Executive – Ticket Sales  
Jake Mroczynski . . . . . Account Executive – Ticket Sales  
Tramaine Parks . . . . . Account Executive – Ticket Sales  
Emily Brown . . . . . Account Executive - Season Ticket Services  
Helen Lee . . . . . Account Executive - Season Ticket Services  
Ryan Logan . . . . . Account Executive – Season Ticket Services  
Erica Schuelke . . . . . Account Executive – Club Memberships



TENNESSEE  
**TITANS**

**EXECUTIVES**

# AMY ADAMS STRUNK

## CONTROLLING OWNER AND CO-CHAIRMAN, BOARD OF DIRECTORS



Amy Adams Strunk assumed the role of controlling owner of the team in March 2015. She also serves as the co-chairman of the franchise's Board of Directors.

In her time as controlling owner Strunk has transformed the franchise through her vision, commitment and decisions that have set the team on an ascending trajectory. She hired Jon Robinson as General Manager and Mike Vrabel as Head Coach, while installing Steve Underwood first and then Burke Nihill to the position of President/CEO. Additionally, she has annually committed significant resources to upgrade Nissan Stadium and the team's practice facility, Saint Thomas Sports Park. Strunk also continues to grow the administrative staff for the franchise with significant additions across all departments.

All those changes translated to success on the field as the Titans went from a three-win team in 2015, to 9-7 records in each of the past four campaigns, playoff berths in two of the last three years and a trip to the AFC Championship game last year. It was the franchise's first appearance in the AFC Championship game since 2002, and the streak of four consecutive winning seasons is the longest in the "Titans era" (1999-present).

In the spring of 2018, she collaborated with Nashville city officials to secure the 2019 NFL Draft for downtown Nashville. By any measure, the 2019 NFL Draft was the most successful in NFL history, drawing a record 600,000 fans to downtown Nashville over the three-day event and setting television ratings records. The Draft resulted in \$224 million in economic impact and \$133 million in direct spending for the Tennessee economy, which were both NFL high-water marks. In June of 2019, Strunk was honored by the Tennessee Sports Hall of Fame as the "Tennessean of the Year," for her role in bring the NFL Draft to Nashville and her work to transform the franchise into a consistent winner.

Two years ago, the Titans launched the "We Stand For" campaign, designed to bring attention to the causes that are important to the team's



Amy Adams Strunk was named the 2019 Tennessean of the Year by the Tennessee Sports Hall of Fame.

players, coaches and executives. In July 2019, Strunk presented \$450,000 in grant funding to 10 local non-profit organizations to help aid their causes. Strunk also was a leader in the community following the tornado which struck Nashville and Middle Tennessee in 2020, stepping up to donate \$1 million from the Titans Foundation to the Community Foundation of Middle Tennessee to help those affected by the disaster.

One of the daughters of Titans franchise founder K.S. "Bud" Adams, Jr., Strunk was raised on football and is proud of her father's role in founding the American Football League as well as the decades of leadership he provided not only to the Titans franchise, but also to the National Football League. Her goal is to build upon that legacy and establish the Titans as one of the league's elite franchises.

An independent businesswoman for more than 30 years, Strunk is the owner and president of both Kenada Farms and the Little River Oil and Gas Company. She has been significantly involved in the family's farming and ranching businesses, including serving as the vice president of Bud Adams Ranches, Inc. These ventures provided her valuable knowledge about customer service as well as the opportunity to manage a diverse range of employees and business operations, and these experiences have shaped her management style.

"I believe in hiring good people and letting them do their jobs," said Strunk. "Everything should revolve around what's best for the Titans and not around the owner. While I talk frequently with the leaders of the Titans as I do with all of our family's companies, the people in our football operations need the control and latitude necessary to create an exciting and competitive team.

"Our business staff needs the same freedom in order for our organization to reach its full potential and to continue to create a first-class fan experience at Nissan Stadium. Decisions will always be made based on what is the best for the team to reach our goals of becoming one of the elite franchises of the NFL and enriching the communities of Nashville and middle Tennessee.

"Nashville is one of the most dynamic and rapidly growing cities in the nation with a very promising future," said Strunk. "We are proud to be a part of Nashville and Middle Tennessee, and we want the Titans to be a leader in providing opportunities for people and businesses in the city and the region to achieve their dreams."

Engaged in the process of improving all aspects of the franchise, Strunk has the best interest of the football team and the fans on her mind as she makes her decisions. As evidence of that engagement, the Titans have become one of the best home teams in the NFL, posting a 20-8 home mark in the last 28 games leading into the 2020 season.

Last fall, the team also broke ground on a significant addition to Saint Thomas Sports Park, which will more than double the footprint and will allow all departments to be under one roof, after spending many years spread out over multiple locations. Additionally, the team will refurbish a number of football areas that have been untouched since the building opened in 1999.

In 2016, Strunk was appointed to the NFL's Hall of Fame Committee. Her appointment continues a family legacy, as her father was a long-time member of the committee. Additionally, in 2017, Strunk was named to the

Board of Trustees for the Pro Football Hall of Fame. In 2018, she added an appointment to the NFL's Super Bowl and Major Event Advisory Committee.

A graduate of the University of Texas with a degree in history, Strunk is an avid horse enthusiast whose other interests include farming, ranching, tennis and a variety of other outdoor activities. She also served as a volunteer coach of both the boys and girls varsity tennis teams at her daughter's high school.

Never one to turn down a challenge, during the 2017 offseason, Strunk accepted an invitation to skydive with members of the Army's Golden Knights to kick off draft week.

Strunk is married to her husband Bill. She has three children — Tracy, Tommy, and Blanche, who are all avid sports fans and outdoor enthusiasts.



*Strunk announced an expansion of Saint Thomas Sports Park in December 2019.*

## BURKE NIHILL

PRESIDENT/CEO



Burke Nihill is in his fifth season with the Titans and his first as the team's President/CEO. Prior to becoming President/CEO in May of 2020, he was elevated in February to Senior Vice President/Business Operations & Chief Legal Officer. He originally joined the organization as General Counsel in 2016 and was elevated to Vice President and General Counsel in 2019.

In his previous roles with the team, Nihill oversaw the club's legal and human resources functions and worked on club initiatives related to state and local government, company culture, and general business planning and strategy for both the Titans and Nissan Stadium. During his time with the Titans, he has participated in the negotiation of club contracts with team sponsors, media rights partners, stadium vendors, and major concert and event promoters. Nihill was instrumental in Nashville's effort to secure and execute the 2019 NFL Draft. He also was tasked with overseeing the renovation and expansion of Saint Thomas Sports Park.

Before joining the Titans, Nihill gained 15 years of professional experience in several industries. He held legal and management roles at VMware, an international software company based in Silicon Valley. Prior to VMware, he served as Associate General Counsel at OfficeMax Incorporated and as a private attorney at a Chicago law firm.


Nihill received his bachelor's degree in Business Administration from Illinois Wesleyan University and his law degree with honors from Chicago-Kent College of Law.

Nihill resides in Franklin, Tenn., with his wife, Holly, and their three children, Emma, Jack, and Chase.



# JON ROBINSON

## EXECUTIVE VICE PRESIDENT/GENERAL MANAGER



Jon Robinson enters his fifth season as the team's general manager. He was hired in January of 2016 and was promoted in 2017 to executive vice president/general manager.

Robinson's work in his first four years helped the team go from three wins in the season prior to his arrival to four consecutive 9-7 seasons, earning playoff berths in two of the past three seasons and a spot in the 2019 AFC Championship Game for the first time since 2002. He became the fifth general manager in franchise history to have the team in the playoffs within his first two full seasons. Robinson also is the only general manager during the "Titans era" (1999-present) to oversee four consecutive winning seasons.

The roster constructed by Robinson in 2019 featured the NFL's leading rusher (Derrick Henry), the NFL's leader in passer rating (Ryan Tannehill), the leading rookie receiver (A.J. Brown) and four Pro Bowl players (Henry, Tannehill, defensive tackle Jurrell Casey, punter Brett Kern). With this success, the 2020 offseason presented a number of challenges with 15 players reaching the end of their contracts. He was able to retain many key members, including Tannehill, Henry, tackle Dennis Kelly and outside linebacker Kamalei Correa. Additionally, he extended contracts with Kevin Byard and Ben Jones, who were scheduled to reach free agency following the season, prior to the 2019 season kicking off. In free agency the team added outside linebacker Vic Beasley, cornerback Johnathan Joseph and special teamer/linebacker Nick Dzubnar. In the draft, the Titans selected tackle Isaiah Wilson, cornerback Kristian Fulton and running back Darrynton Evans in the first three rounds.

In the 2019 offseason, Robinson added key veterans to bolster the roster, engineering a trade with Miami that brought Tannehill to the team, while also adding guard Rodger Saffold, wide receiver Adam Humphries and outside linebacker Cameron Wake. Robinson also was able to keep two key contributors on the roster, re-signing S Kenny Vaccaro Kern. On draft day, Robinson added Mississippi State defensive lineman Jeffery Simmons in the first round and Brown from Ole Miss in the second round.

Early in the 2018 unrestricted free agent signing period, Robinson targeted a pair of former New England Patriots: cornerback Malcolm Butler and running back Dion Lewis. During the 2018 NFL Draft, Robinson used trades to move up three times as he selected linebackers Rashaan Evans and Harold Landry.

During the 2017 offseason, Robinson used free agency to address needs on defense and special teams. Most notably, he spearheaded deals for cornerback Logan Ryan (New England), safety Johnathan Cyprien (Jacksonville) and special teams Pro Bowler Brynden Trawick (Oakland).

In the 2017 NFL Draft, Robinson spent first-round picks on wide receiver Corey Davis (fifth overall) and cornerback Adoree' Jackson (18th overall). It marked the first time the franchise had a pair of first-round draft selections since 1987. Overall, the members of the 2017 draft class combined for 76 games played and 42 starts as rookies.

In his first year as an NFL general manager, Robinson's leadership and decision-making helped the Titans triple their win total from the previous season, finishing 9-7 in 2016 after a 3-13 finish in 2015. The six-win improvement tied for the most in franchise history (1967 and 1974) and doubled the previous club benchmark for the most wins in the first year under a new general manager (three by Bum Phillips in 1975).

Within the first four months at his post, Robinson pulled the trigger on several key personnel decisions. On March 9, 2016, he made his first major acquisition, swapping fourth-round draft picks with the Philadelphia Eagles

in exchange for running back DeMarco Murray. The trade provided major dividends in 2016, as Murray led the AFC and ranked third in the NFL with 1,287 rushing yards.

Around the same time, Robinson began to work the free agent market. Ben Jones and wide receiver Rishard Matthews highlighted the haul, and both were instrumental in helping to transform the Titans offense into the 11th-ranked unit in the NFL in 2016. Jones started all 16 games and keyed a rushing attack that ranked third in the league, while Matthews set career highs with 65 receptions (tied for the team lead), a team-high 945 receiving yards and a team-high nine touchdown receptions. The latter number tied for sixth in the NFL and tied for ninth in franchise history.

On April 14, 2016, two weeks before the NFL Draft, Robinson and the Titans dealt the first overall pick to the Los Angeles Rams in one of the biggest trades in recent NFL history. The Titans gave up the No. 1 pick and a fourth-rounder in order to receive the 15th overall pick, two second-rounders and a third-rounder in 2016, plus the Rams' first- and third-round picks in 2017. From 1990–2015, there were seven trades involving the No. 1 overall pick, but this was the first since 2004, when the San Diego Chargers selected Eli Manning with the first pick and dealt his rights to the New York Giants.

The Titans had their hands at one point or another on 17 selections in the 2016 draft due to five different trades (including one trade in 2015), and in the end, they ended up with a class of 10 players, including four of the top 45 picks. Robinson swung a draft-day trade with the Cleveland Browns to move back up to the eighth slot to choose Michigan State tackle Jack Conklin.

All 10 members of Robinson's first draft class played in at least one game in 2016. They accumulated a total of 110 games played and 38 starts, including 16 starts at right tackle by Conklin. The eighth-overall pick capped his successful rookie campaign by being named first-team All-Pro by Associated Press. Other rookies in 2016 who made significant contributions included Henry, Byard and fifth-round wide receiver Tajaé Sharpe. Byard earned first-team All-Pro honors and a Pro Bowl berth in his second season.

Robinson arrived in Tennessee with a wide range of experience from working his way up on the personnel side of the NFL. From 2014–2015, he served as director of player personnel for the Buccaneers and oversaw both college and pro departments as the team rebuilt its roster. The 2015 Buccaneers draft class made a significant impact, including four rookie starters: quarterback Jameis Winston, tackle Donovan Smith, guard Ali Marpet and linebacker Kwon Alexander.


Prior to joining Tampa Bay, Robinson spent 12 years with the New England Patriots, including his last five years (2009-13) as the director of college scouting. In the five years heading up their college scouting, the Patriots added a number of key components to their roster that won the Super Bowl in 2014, including wide receiver Julian Edelman, defensive back Devin McCourty, tight end Rob Gronkowski, tackle Nate Solder and defensive end Chandler Jones. He joined the Patriots as an area scout in 2002, a role he served for four seasons. Robinson then spent two years (2006-07) as a regional scout, before being promoted to assistant director of college scouting in 2008 and then director of college scouting in 2009. In his time scouting for the Patriots the team won 10 division titles, four conference titles and two Super Bowls (2003, 2004).

Robinson played three years at Southeast Missouri State as a defensive lineman after starting his college career at the Air Force Academy. Following

his college career as a player, he spent one season (1998) coaching at his alma mater and three years (1999-2001) coaching at Nicholls State.

A native of Union City, Tenn., Robinson and his wife, Jaimie, have two daughters, Taylor and Bailey.

He and his wife are deeply involved in the Juvenile Diabetes Research Foundation (JDRF), as the disease affects their oldest daughter, Taylor. In 2018, the Robinsons chaired the JDRF Gala in Nashville which raised over 1.8 million dollars for diabetes research.



Jenneen Kaufman is in her 24th season and her 12th as Senior Vice President/CFO for the Titans in 2020. Kaufman spent her first 11 seasons as the team's controller before being promoted to Vice President/Controller in 2008.

Kaufman is responsible for financial reporting, budgeting and the Collective Bargaining Agreement audit for the franchise. She also oversees the accounting of ticket and suite sales, sponsorships and broadcast revenues, player and staff payroll, while assisting with special projects. In addition, she oversees the accounting for Nissan Stadium, including concerts, Tennessee State University football games, the Music City Bowl and other events; and served as human resources liaison for all Titans employees in Nashville from 1999-2014.

In 2008, Kaufman was selected to attend the NFL's Stanford Program for Managers, which included a wide range of educational programs designed for league executives.

Before joining the Titans, Kaufman was Vice President of Finance and Human Resources for the American Cancer Society from 1995-97. She previously worked for Arthur Andersen LLP (1992-95) as an audit division senior accountant.

A native of Knoxville, Tenn., Kaufman graduated summa cum laude with a B.S. in Business Administration from the University of Tennessee. She earned her CPA certification in 1994 and is a member of the Tennessee Society of CPA's, serving as the chair of the Sports and Entertainment Conference Committee.

For the past 18 years, Kaufman has participated in the Tennessee Society of CPA's Accounting Academy, promoting accounting to high school students throughout Tennessee. Kaufman is featured in an award-winning video produced by the American Institute of Certified Public Accountants. The video is played for high school and college students across the country seeking to get into the accounting field.

In 2011, she was named one of Nashville's "Most Powerful Women" by the Nashville Post and subsequently honored during a luncheon by Nashville's premier business publication.

An active member of the Nashville community, Kaufman serves on the United Way Board and the Downtown Partnership Board. She also volunteers at her church and speaks at various financial seminars in Nashville.

She and her daughter, Maggie, reside in Nashville, Tenn.

## GIL BEVERLY

SENIOR VICE PRESIDENT/CHIEF MARKETING & REVENUE OFFICER



Gil Beverly enters his second season with the Titans and his first as Senior Vice President/Chief Marketing & Revenue Officer. He joined the team in 2019 as team's Vice President of Brand, Marketing & Communications. In this new role, he will direct Ticketing, Marketing, Corporate Partnerships, Digital Communications and Community Impact.

In his first season with the Titans, Beverly challenged and guided departments to find new and innovative ways to engage with fans. Highlights on the marketing side included a joint venture with Lipscomb University on the development and launching of the cartoon character "Titans Man," a series of Pop Up Shop parties to introduce new merchandise to a younger demographic and "Titans Art Rush," an art show that featured Titans-centric photos and artwork. On the ticketing side, the team introduced a digital season ticket for new fans, the "Fireball Fast Pass," and a season ticket member reward program, "The 22nd Element." The digital content team debuted several new content series, including a three-part series on Marcus Mariota that originated from Hawaii. The team's community relations outreach was also a focal point and rose to new heights in response to the tornadoes that swept through middle Tennessee in March 2020, and in July 2019, hosting a community engagement panel with players and local agencies addressing issues in the Nashville community with \$450,000 distributed in grants.


Before joining the Titans, Beverly worked as Vice President, Partnership Solutions for Learfield IMG-College. In this role he oversaw the development of marketing & sponsorship programs across over 200 collegiate athletics departments and other related sports properties. In doing so, he helped to create and drive partnerships with a range of Fortune 500 companies including Allstate, Nissan and State Farm, among others.

Prior to his experience at Learfield, Beverly served as Vice President College Sports Marketing for ESPN. In doing so, he was involved in development of sponsorship architecture and promotional strategy around various media properties including the College Football Playoff, SEC Network, College GameDay and Tournament Challenge, among others.

A native of Evanston, Ill., Beverly graduated from the undergraduate division of the Wharton School of Business at the University of Pennsylvania. He then went on to secure his MBA from the Warsaw Sports Marketing Center at the University of Oregon.

## ADOLPHO BIRCH

SENIOR VICE PRESIDENT/BUSINESS AFFAIRS & CHIEF LEGAL OFFICER



Adolpho Birch is in his first season with the Titans as Senior Vice President, Business Affairs & Chief Legal Officer. He joined the organization in 2020 after spending 23 years at the NFL headquarters in New York.

Birch's responsibilities with the Titans include legal affairs, human resources, government relations, and business planning and strategy.

As an advisor to Commissioners Paul Tagliabue and Roger Goodell, Birch served in many senior-level roles throughout his time at the league office.

Most recently, from 2015 to 2020, Birch served as the NFL's Senior Vice President of Labor Policy & League Affairs. His broad range of duties covered labor negotiations, litigation matters, government relations, player engagement, employee development and the league's critical response team. He helped develop, administer and enforce policies respecting the integrity of the game and the reputation of the league, including those on substances of abuse, performance-enhancing drugs, gambling and criminal misconduct.

Working with government officials, he also advanced the NFL's legislative, political and regulatory interests on key issues such as youth concussion laws, the league's tax status and the FCC's blackout rule.

In supervising the NFL's player engagement efforts, which encompass a number of programs to support player and employee off-field success, he helped improve access to continuing education, financial education, career development and clinical assistance.

Additionally, he served on several executive working groups and cross-organizational committees including those related to sponsorship, legalized sports betting, media advertising policy, and disaster relief.

Birch began his career with the NFL as Labor Relations Counsel from 1997 to 2007. His primary responsibility in that role was the enforcement of the league's Collective Bargaining Agreement, including player and club contract and injury grievances, benefit matters and salary cap disputes. He later was promoted to Vice President of Labor Policy and Player Development (2007–2010), Senior Vice President of Law and Labor Policy (2010–2012), and Senior Vice President of Labor Policy and Government Affairs (2012–2014).

Prior to his work in the league office, Birch clerked for the Honorable Thomas A. Wiseman, Jr., Chief Judge of the U.S. District Court for the Middle District of Tennessee. He then worked in private practice in Houston as an associate at Fulbright & Jaworski and later a labor and litigation boutique.


A Nashville native and graduate of Father Ryan High School, Birch attended Vanderbilt University Law School as a Patricia Roberts Harris Scholar, serving on the Editorial Board of the Vanderbilt Law Review and earning his juris doctorate in 1991. He did his undergraduate work at Harvard University, where he graduated with honors in government.

Birch is involved with several professional and philanthropic organizations, including Vanderbilt University Board of Trust (Secretary); Sports Lawyers Association (Board of Directors); Partnership for Clean Competition (Board of Governors); Business of Sports School, New York City (Industrial Advisory Board); and Why Not Sports? (Advisory Board).

His father, A.A. Birch, Jr., was the first African-American Chief Justice of the Tennessee Supreme Court and became the first judge to serve at every level of the Tennessee judiciary. In 2006, the city of Nashville named its new criminal justice building after him.

## RYAN COWDEN

### VICE PRESIDENT OF PLAYER PERSONNEL



Ryan Cowden is in his 21st NFL season and his fifth with the Titans. In 2018, he was promoted to Vice President of Player Personnel. He originally joined the franchise as the Director of Player Personnel.

Cowden oversees all areas of the scouting department, both college and pro, including advance scouting, free agency preparation, and evaluation of players in the NFL and all other professional leagues. In addition, he assists with college scouting and preparation for the NFL Draft.


He joined the Titans in 2016 after 16 years with the Carolina Panthers. In Carolina, Cowden last held the title of Assistant Director of College Scouting, a position he held for two years. Prior to that role, he served as the team's National Scout/Senior College Scout for two years (2012-14) and was a national scout from 2008-12.

Cowden originally joined the Panthers as a scouting assistant in 2000. He became an area scout in 2001 and was responsible for the southeast area from 2001-07. During his time in Carolina, the franchise won two NFC titles, five division crowns and advanced to the playoffs six times.

Cowden and his wife, Dana, have a son, Noah, and a daughter, London.

## BROOKE ELLENBERGER

### VICE PRESIDENT OF TICKETING



Brooke Ellenberger enters her sixth season with the Titans after joining the Titans in March of 2015. She spent 11 years with the Houston Astros, including her last three years in Houston as the Senior Director of Ticket Operations and Strategy.

In her time with the Titans, Ellenberger has grown the team's ticket office and developed a plan to improve both engagement and customer service for the season ticket members. Under her leadership, the team also implemented digital ticketing, a variable pricing model, innovative ticket packages and a rewards program for season ticket members.


She originally joined the Astros in 2004 as the Ticket Systems Manager and worked her way up through the ticket office, holding various titles.

Before working for the Astros, Ellenberger spent four years with the New Orleans Saints. She joined the organization as ticket sales representative and was the Box Office Manager at the time of her departure to the Astros.

A native of Rock Hill, S.C., Ellenberger graduated with a degree in Marketing from Clemson University.

## BOB FLYNN

VICE PRESIDENT OF FACILITIES AND GAME DAY OPERATIONS



Bob Flynn joined the Titans in 2015 as the team's Vice President of Facilities and Game Day Operations.

In his role for the Titans, he oversees both Nissan Stadium and Saint Thomas Sports Park. More specifically, he is responsible for all aspects of stadium operations on game day and the fan experience. He also serves as the point person for scheduling additional events at Nissan Stadium. Since his arrival, Nissan Stadium has hosted many unique events, including the Rolling Stones, Guns 'N Roses, Beyoncé, Taylor Swift, Kenny Chesney, Ed Sheeran, Eric Church, Monster Jam and a Topgolf event. Under his direction, the stadium has hosted top-flight soccer matches including Nashville Soccer Club, the She Believes Cup, a Gold Cup soccer semi-final, International Champions Cup and games featuring both the U.S. National Men's team and the Mexican National Team.

Flynn previously served as Senior Director of Corporate Partnerships for the Nashville Predators and was an Arena Football League general manager, including four years with the Nashville Kats.

With the Predators, Flynn was responsible for soliciting, retaining and closing sales of corporate partnerships, including major accounts with Vanderbilt University, AT&T, Jack Daniel's (Brown Forman) and Tropicana Evansville. In addition to developing and designing new sellable inventory, Flynn assisted with several Nashville Predators Foundation initiatives, including the Predators Foundation Wine Festival and Tasting.


Prior to joining the Predators, Flynn developed the re-launch of the Nashville Kats under NFL management. He was responsible for all business operations of the Arena Football team, including marketing, advertising, ticket sales, sponsor partnerships and game operations. He also directed the hiring of all front office and game day staff, coordinated team travel and maintained the fiscal budget for all operating costs of the team.

Flynn began his AFL career with the Orlando Predators from 1991-98, serving as Chief Operating Officer, Sponsorship Manager and Marketing Manager. He later became Vice President of Operations with the AFL's Los Angeles Avengers from 1999-03. In that role he was in charge of all aspects of startup operations, including name selection, sponsorship development, marketing, ticketing, game presentation and football operations.

Flynn earned a B.A. in History and Master's in Sports Administration from the University of Florida. He received the Barry Trotz Award for Community Involvement in 2013 and sits on the Events Committee for the Nashville Sports Council.

## VIN MARINO

VICE PRESIDENT OF FOOTBALL ADMINISTRATION



Vincent Marino is in his 14th season with the Titans and 10th as Vice President of Football Administration in 2020. He originally joined the organization in 2007 as the Senior Director of Football Administration after spending 18 years at the NFL offices in New York.

Marino's primary responsibilities include the management of the Titans' salary cap and player contract negotiations. He interacts closely with Titans General Manager Jon Robinson on numerous football-related issues.

Marino also serves as the Titans liaison with the NFL office regarding labor and contract issues as well as player personnel matters. In 2014, he was selected to participate in the prestigious NFL's Career Development Symposium at the Wharton School of Business in Philadelphia. Currently, he is a member of the NFL Player Insurance Trust; and additionally, he sits on the appeals panels for the NFL Player Tuition Assistance Plan and the NFL Severance Pay Plan.

During his time with the NFL's Management Council, Marino spent eight years in the Player Personnel Department (Analyst, 1990-95; Manager/Player Personnel, 1995-98) and eight years in Labor Operations (Sr. Manager of Labor Operations, 1998-03), the last three as the Director of Labor Operations (2003-06). Marino gained expertise in various capacities and his experience includes: being a primary club contact for player contract valuations, enforcing the rules of the CBA (collective bargaining agreement), salary cap regulation and participating in a strategic group related to forming the CBA between the league and the players.

Additionally, he has assisted the league in Super Bowl game operations and has served as a replay communicator at numerous games during his tenure. He originally joined the NFL as an assistant in the Public Relations department, where he spent two years.

Born and raised in the Bronx, N.Y., Marino graduated from the Bronx High School of Science and went on to earn summa cum laude honors from Fordham University. While at Fordham, he earned a communications degree and is a member of Phi Beta Kappa.

Marino and his wife, Nikoleta, have two sons: Nikolas and Alexander.



Ralph Ockenfels is in his 23rd season with the Titans, 15th as a vice president and 30th overall in the National Football League in 2020. He was named Vice President of Corporate Sponsorships in 2019, after serving as Vice President of Marketing and Broadcast & Digital Rights for the previous four seasons.

In his current role, Ockenfels oversees a wide array of Titans revenue generating concepts, sponsorship platforms and marketing assets.

Under his leadership, the team has seen growth in both new and existing partnerships. The team announced on June 25th, 2015 it had secured a dynamic, new 20-year naming rights agreement with Nissan North America to rename the Titans' home Nissan Stadium. He served the same role for the previous naming rights agreement with LP Building Products in 2006.

In addition, the team announced major marketing extensions with additional marquis partners. Both Pinnacle Financial Partners and LP Building Products announced long-term extensions and were also secured as enduring team partners under his management. In 2016, he spearheaded the highly innovative Nissan "Hall of Greats" displays in the concourses of the stadium that honor the best players in Tennessee Titans history and showcasing their stellar careers in two-tone blue. The "Hall of Greats" provides a unique state-of-the-art interactive area for fans to enjoy at every event at Nissan Stadium and to learn more about Titans greats via interactive player photos, statistics, and video highlights.

Ockenfels helped launch the Titans' syndicated feature television show, "Titans All Access," which enters its 18th season in 2020 and brings Titans programming into multiple television markets throughout the Mid-South region as well as spearheading sales on Titans pre-season games. "Titans Blitz" made its debut in 2016, bringing another piece of television programming to the Middle Tennessee market. In 2018, he also helped launch the all-new "Titan Up Tailgate Party," a free, fan-friendly tailgate party featuring live music, Titans cheerleaders and an array of sponsored interactive areas for fans to enjoy prior to kickoff. In 2017, he organized the first of its kind Miller Lite Ride Share Lounge at Nissan Stadium to help promote safe rides and improve traffic flow.

He was also instrumental in launching the highly creative and nationally recognized "Aloha Y'all" campaign welcoming Titans quarterback Marcus Mariota to Tennessee less than 24 hours after the 2015 NFL Draft pick was announced. Ockenfels also spearheaded the annual innovative celebration of Tennessee Titans fans with the Coke "Hall of Fans" campaign at Nissan Stadium.

His community involvement includes serving as a board member on Big Brothers and Big Sisters of Middle TN and working with Tennessee Donor Services to promote organ donation. In addition, he launched the Nissan "Titans of Taste" charity dinner to aid deserving Tennessee non-profit agencies in an impactful way during the 2015 season going forward. The event in 2019 benefited Boys and Girls Clubs of Middle Tennessee and raised approximately \$90,000 in one evening.

Prior to joining the Titans, Ockenfels was the Assistant Director of Marketing for the Green Bay Packers from 1992-98 after joining the team as an intern in 1991. Ockenfels served on the advance team for the Packers in Super Bowls XXXI and XXXII and Super Bowl XXXIV for the Titans.

A native of Iowa City, Iowa, Ockenfels earned his B.A. from the University of Northern Iowa and M.S. from Western Illinois University. He and his wife, Jannette, reside in Franklin, Tenn.




TENNESSEE  
**TITANS**

**COACHING STAFF**

# MIKE VRABEL

## HEAD COACH



Mike Vrabel heads into his third season with the Titans after being named head coach on Jan. 20, 2018. He became the 19th head coach in franchise history.

Last year, Vrabel led the franchise to the AFC Championship game for the first time since 2002, after posting his second consecutive 9-7 mark in the regular season. His 20 wins over the first two seasons are the second highest in franchise history (Jack Pardee, 21 wins) and he became the first head coach to win multiple playoff games within the first two years. The 2019 Titans became just the third team since 1990 to start the season 2-4 or worse and reach the Championship Game (2002, Titans and 1996, Jacksonville). Last year's team ranked in the NFL's top 10 in scoring margin (eighth, +71), turnover margin (sixth, +6), offensive yards per play (fourth, 6.12), rushing offense (third, 138.9 yards per game), red-zone efficiency (first, 75.6 percent), total touchdowns (tied for third, 54) and third-down defense (eight, 36.3 percent). Individually, Derrick Henry led the NFL in rushing, Ryan Tannehill was the league's highest rated passer and A.J. Brown was the NFL's leading rookie receiver.

In his first season as a head coach, Vrabel guided the Titans to a 9-7 record and to within one game of a playoff berth, all while navigating one of the NFL's toughest schedules. The Titans played a league-high nine games during the regular season against seven eventual playoff teams, and their four wins against playoff clubs tied for the most in the league. Only New England, the Los Angeles Rams and Carolina had as many. The Titans committed only 82 penalties in 2018. Not only was that number the best in franchise history over a 16-game season, it was the lowest total by an NFL team since 2014.

The Titans improved from having the 13th-ranked NFL defense in 2017 to an eighth-overall ranking in 2018 (333.4 yards allowed per game). They finished third in scoring defense at 18.9 points allowed per game, recording their best mark since 2008. The 2018 Titans defense also ranked second in the red zone (44.7 touchdown percentage), 10th on third down (36.6 percent), sixth in passing defense (216.9 yards per game), second in touchdowns allowed (32) and first in fourth-quarter defense (65.9 yards per game).

The 2018 Titans offense relied heavily upon a strong running attack. Averaging 126.4 rushing yards per game, the team upgraded from the NFL's 15th-ranked rushing offense the year before he arrived to the seventh-ranked rushing attack in 2018.



Vrabel ascended quickly to his position as a head coach following a 14-year playing career as a linebacker with the Pittsburgh Steelers (1997-2000), New England Patriots (2001-08) and Kansas City Chiefs (2009-10). He spent three years as an assistant coach at Ohio State (2011-13) and four years on the Houston Texans staff (2014-17), including 2017 as the defensive coordinator, before he was hired to his current post by Titans controlling owner Amy Adams Strunk.

Vrabel's accomplishments as a player included three Super Bowl wins (2001, 2003 and 2004), one Pro Bowl selection (2007) and an All-Pro honor (2007). He appeared in 206 NFL games and totaled 57 sacks, 496 tackles, 11 interceptions (one returned for a touchdown), 20 forced fumbles and nine fumble recoveries. A cerebral and versatile athlete, he also saw action as a tight end and totaled 10 touchdown receptions. Additionally, his teams advanced to the playoffs eight times (20 postseason games), with Vrabel recording eight postseason sacks and two additional postseason touchdown receptions.

Vrabel has spent his football life around accomplished leaders. After entering the NFL as a player in 1997, he played or coached under Bill Belichick, Bill Cowher, Romeo Crennel, Urban Meyer and Bill O'Brien. He gleaned attributes from each that helped form his philosophies as a head coach.

Upon arriving in Tennessee, Vrabel stated: "We want to build a culture around winning, competitiveness and toughness. Everything we do is going to be geared towards winning and being physical. We want to prepare our players so they know what to do, which will allow them to play fast and aggressive."

Vrabel likewise made his own indelible impression on the same group of coaches. Upon the trade of Vrabel from the Patriots to the Chiefs in 2009, Belichick, who coached Vrabel his entire time in New England, made this comment: "Mike Vrabel epitomizes everything a coach could seek in a professional football player: toughness, intelligence, playmaking, leadership, versatility and consistency at the highest level. Behind the scenes, Mike's wit and personality is one of the things we have all enjoyed about coming to work every day. The toughest aspect of my job is the day I stop coaching people like Mike, who did everything in his power to contribute to team success. Of all the players I have coached in my career, there is nobody I enjoyed working with more than Mike."

Vrabel joined the Titans after four seasons with O'Brien at the Houston Texans, spending the first three seasons (2014-16) coaching linebackers and one year (2017) as the team's defensive coordinator. During his time in Houston, the Texans built one of the top defenses in the NFL and experienced tremendous success as a team, earning division titles in 2015 and 2016.

In 2017, Vrabel's first year as a defensive coordinator, the Texans finished the campaign with 19 players on injured reserve. Despite the setbacks, he led the defense to the fifth-best third-down percentage in the NFL and a franchise-record 3.97 yards per carry by opponents. Houston also had 18 different players record at least half a sack and 26 players tally at least one tackle for loss.

As the Texans linebackers coach from 2014-16, Vrabel helped mold several top-notch performers within his position group, including Jadeveon Clowney, Whitney Mercilus, Benardrick McKinney and Brian Cushing. During those three seasons, the Texans defense ranked third in the NFL



in yards allowed per game (319.9) and net passing yards (218.4). Houston also ranked first in third-down defense (33.6 percent), fourth in opponent completion percentage (59.5) and sixth in points allowed per game (19.8).

The 2016 Texans ranked number one in the NFL – for the first time in franchise history – in total defense, surrendering only 301.3 yards per game. The defense also gave up the fewest first downs (17.0) per game and second-fewest net passing yards (201.6) per game in the league. Clowney, Mercilus and McKinney all earned second-team All-Pro honors, while Clowney was named to the Pro Bowl for the first time in his career after posting then personal bests with 52 tackles, six sacks, 16 tackles for loss and 17 quarterback hits. Mercilus led the team in sacks for the first time in his career with 7.5 quarterback takedowns and tied for the NFL lead with four defensive fumble recoveries. McKinney led the team with a then career-high 129 tackles and became the second player in franchise history with over 100 tackles and five sacks in a season.

The 2015 Texans had the top third-down defense in the NFL, allowing a 28.5 percent conversion rate, which was the lowest percentage in franchise history and the lowest by any NFL team since the 2003 Titans (27.7 percent). The 2015 defense also set a franchise mark with 45 sacks – 22.5 of which came from Vrabel's linebacking corps. The 2015 squad also finished third in the NFL in net yards (310.2) and net passing yards (210.4) allowed per game and tied for seventh in points allowed per game (19.6). Cushing's 110 tackles led the linebacking corps and were the third-highest mark of his career. Mercilus enjoyed the best year of his career as he set a personal high with 12 sacks.

Prior to joining the NFL coaching ranks, Vrabel transitioned immediately from an NFL player to college coach. He started as the linebacker coach at Ohio State in 2011 and coached the defensive line from 2012–2013. In 2012, the Buckeyes finished the season undefeated at 12-0, and Vrabel was named Big Ten Recruiter of the Year by ESPN.com. That same season, he coached four Ohio State defensive linemen who were either drafted into the NFL or signed free agent contracts.

Vrabel was selected by the Pittsburgh Steelers in the third round (91st overall) of the 1997 NFL Draft after playing four years at Ohio State (1993-96). With the Buckeyes, he was a dominant performer, earning back-to-back All-American honors and becoming the first two-time winner of the Big Ten Conference Defensive Lineman of the Year Award (1995 and 1996). He graduated from Ohio State with a degree in exercise science.

A native of Akron, Ohio, Vrabel attended Walsh Jesuit High School. He and his wife, Jennifer, have two sons: Tyler and Carter.

#### **Mike Vrabel's Coaching Timeline:**

<b>2018-20:</b>	Head Coach, Tennessee Titans
<b>2017:</b>	Defensive Coordinator, Houston Texans
<b>2014-16:</b>	Linebackers, Houston Texans
<b>2012-13:</b>	Defensive Line, Ohio State
<b>2011:</b>	Linebackers, Ohio State

#### **Mike Vrabel's Playing Timeline:**

<b>2009-10:</b>	Linebacker, Kansas City Chiefs
<b>2001-08:</b>	Linebacker, New England Patriots
<b>1997-2000:</b>	Linebacker, Pittsburgh Steelers
<b>1993-96:</b>	Defensive End, Ohio State



Arthur Smith enters his 10th season on the Titans coaching staff and his second season as offensive coordinator. He was the team's tight ends coach prior to his promotion.

Smith has served under four different Titans head coaches, working his way up from defensive assistant/quality control coach in 2011. He also was an offensive assistant/quality control coach (2012), offensive line/tight ends assistant (2013) and assistant tight ends coach (2014-15) before taking over as tight ends coach during the 2015 season and holding the position through 2018.


In 2019, Smith helped the Titans rebound from a 2-4 start to the team's first AFC Championship Game appearance in 17 years. In his first season as offensive coordinator, the Titans ranked first in the NFL in red zone efficiency (75.6 percent), third in rushing offense (138.9 yards per game), and fourth in yards per play (6.12). The Titans' percentage in the red zone was the highest since the 2013 Denver Broncos (76.1).

Ryan Tannehill took control as the team's starting quarterback in Week 7 of the 2019 season, and from that point forward, the Titans fielded one of the league's most potent offenses. Over the final 11 weeks of the NFL season, the Titans were third in total offense (406.2 yards per game), third in scoring offense (30.4 points per game), first in yards per play (6.94), second in rushing (160.6 yards per game) and 10th in passing (245.6 yards per game).

Tannehill led the NFL with a 117.5 passer rating in 2019. Along with running back Derrick Henry, who led the NFL with 1,540 rushing yards, the pair became the fourth NFL teammates to lead the NFL in passer rating and rushing yards, respectively, since the current passer rating system was implemented in 1973 (Philadelphia's Nick Foles and LeSean McCoy, 2013; Dallas' Tony Romo and DeMarco Murray, 2014; Kansas City's Alex Smith and Kareem Hunt, 2017). Additionally, second-round draft pick A.J. Brown led all NFL rookies with 1,051 receiving yards, becoming the first 1,000-yard rookie receiver since New Orleans' Michael Thomas in 2016.

Smith took over as tight ends coach in Week 9 of the 2015 season, and from that point through 2018 the unit accounted for 29.7 percent of the team's total receptions (326 of 1,096), a number that ranked second behind only the Philadelphia Eagles tight ends (34.0 percent). In the same time period, the Titans ranked fifth in the NFL in total rushing yards (6,827), with Smith and the tight ends involved heavily in the run scheme and execution.

In 2018, with Pro Bowl tight end Delanie Walker lost for the season due to an injury in the season opener, the tight end corps still produced 67 receptions for 750 yards and seven touchdowns. Second-year tight end Jonnu Smith reached then-career highs (20 receptions, 258 yards, three touchdowns), as did eighth-year veteran Luke Stocker (165 yards, two touchdowns), third-year veteran MyCole Pruitt (102 yards, one touchdown)



and first-year tight end Anthony Firkser (19 receptions, 225 yards, one touchdown).

From 2014 through 2017, Walker produced the top four single-season receiving yardage totals in franchise history among tight ends. Walker's 3,585 total receiving yards in that time ranked third in the NFL behind only the totals of Rob Gronkowski (3,924) and Travis Kelce (3,900). Additionally, Walker's 296 catches in the same time period finished second to Kelce (307).

In 2017, Walker was named to his third consecutive Pro Bowl after leading the club with 74 receptions and 807 receiving yards. Additionally, Smith was charged with developing Smith, a third-round rookie. Smith was one of three rookie tight ends to appear in all 16 games (Gerald Everett and David Njoku) and one of two rookie tight ends with at least 13 starts (O.J. Howard). He caught 18 passes for 157 yards and two touchdowns, ranking fifth among all rookie tight end in receptions.

In 2015, Titans tight ends accounted for 139 receptions for 1,572 yards and 10 touchdowns. Walker led NFL tight ends in receptions with 94 catches for 1,088 yards – setting team records in both categories – and earned his first trip to the Pro Bowl.

After being hired by Joe Gibbs, Smith spent two years as the defensive quality control coach for the Washington Redskins from 2007-08. During the spring of 2007, he worked as a college scouting assistant for the Redskins. In 2010, a year prior to jumping back to the NFL, he was at Ole Miss as an administrative assistant/defensive intern and primarily worked with the linebackers.

Smith played offensive line and graduated from North Carolina before joining the Tar Heels coaching staff for one season (2006) as a graduate assistant, working with the offensive line.

Born and raised in Memphis, Tenn., he went to high school at Georgetown Prep (North Bethesda, Md.). Smith and his wife, Allison, currently live in Nashville with their two sons, Tanner and Liam, and their daughter, Sophie.

#### **Arthur Smith's Coaching Timeline:**

**2019-20:** Offensive Coordinator

**2016-18:** Tight Ends, Tennessee Titans

**2014-15:** Assistant Tight Ends, Tennessee Titans\*

**2013:** Offensive Line/Tight End Assistant, Tennessee Titans

**2012:** Offensive Assistant/Quality Control, Tennessee Titans

**2011:** Defensive Assistant/Quality Control, Tennessee Titans

**2010:** Administrative Assistant/Defensive Intern, University of Mississippi

**2007-08:** Defensive Assistant/Quality Control, Washington Redskins

**2006:** Graduate Assistant, University of North Carolina

\*Took over tight ends for the final nine games of the 2015 season.



Craig Aukerman enters his fourth season with the Titans and his third season as special teams coach. The 2020 campaign is his 11th NFL season and his 21st year coaching. He originally joined the Titans in 2017 as assistant special teams coach.

In 2019, Tennessee tied New England for the NFL lead with four total blocked kicks and punts (three field goals and one extra point). It was the team's highest number of total blocks in its "Titans era" (1999 to present). The Titans' three blocked field goals in 2019 were the most in the NFL and the most by the club since 1997.

Also in 2019, the Titans finished fourth in the NFL in net punting. Punter Brett Kern was named to his third consecutive Pro Bowl, and he added first-team Associated Press All-Pro honors. His 37 punts inside the 20 led the NFL, and his 43.1-yard net average ranked second in team history.

The 2019 Titans tied for sixth place in the NFL with only 14 special teams penalties, following a season in 2018 with just nine special teams penalties, which ranked second in the NFL behind Minnesota (eight). From 2000 through 2018, the lowest previous single-season penalty total for the Titans special teams units was 14 infractions in 2002. Only the Vikings had fewer total special teams flags than the Titans from 2018-19.

In 2018, the Titans set a new NFL record for kickoff return average (32.0), becoming the first team in NFL history to average more than 30.0 yards per kickoff return in a season. Darius Jennings' 31.7-yard kickoff return average set a new individual franchise record, and his 94-yard touchdown return at Miami was one of two special teams touchdowns on the season. The other came on a fake punt against Houston on a 66-yard touchdown pass from

Kevin Byard to Dane Cruikshank.


Kern's 41.7-yard net average ranked second in team annals at the time (surpassed in 2019). His 39 punts placed inside the 20-yard line set a franchise record, and his 52.7 percent of punts (39 of 74) placed inside the 20 led the NFL.

In 2017, with Aukerman serving as assistant special teams coach, Kern's 44.6-yard net average ranked second in NFL history, and his 49.7-yard gross average was eighth in league annals. Both numbers led the NFL. Additionally, kicker Ryan Succop tied a franchise record with 136 points during the season, while his 35 field goals tied for second place in team history.

Aukerman joined the Titans after four seasons (2013-16) with the San Diego Chargers, first as an assistant special teams coach (2013-15) and then as the special teams coordinator (2016). In 2016, second-year kicker Josh Lambo led the NFL in touchbacks (67) and rookie punter Drew Kaser ranked 10th in the NFL for average (46.3).

Aukerman broke into the NFL as a defensive assistant for the Denver Broncos in 2010 and then joined the Jacksonville Jaguars in the same capacity in 2011. In 2012, he was an assistant special teams coach with the Jaguars.

Aukerman has 10 years of coaching experience on the collegiate level. He spent time coaching at Kent State (2009), Miami (Ohio) (2005-08 & 2001-02), Western Kentucky (2003-04) and University of Findlay (Ohio) (2000).



He was a two-time NAIA All-America at the University of Findlay, where he played defensive back and wide receiver from 1995-98.

Aukerman and his wife, Summer, have two sons: Cayden and Bryce.

**Craig Aukerman's Coaching Timeline:**

**2018-20:** Special Teams, Tennessee Titans  
**2017:** Assistant Special Teams, Tennessee Titans  
**2016:** Special Teams Coordinator, San Diego Chargers  
**2013-15:** Assistant Special Teams, San Diego Chargers  
**2012:** Assistant Special Teams, Jacksonville Jaguars  
**2011:** Defensive Assistant, Jacksonville Jaguars  
**2010:** Defensive Assistant, Denver Broncos  
**2009:** Linebackers, Kent State  
**2005-08:** Linebackers & Co-Special Teams Coordinator, Miami (Ohio)  
**2003-04:** Linebackers & Special Teams Coordinator, Western Kentucky  
**2001-02:** Graduate Assistant, Miami (Ohio)  
**2000:** Wide Receivers, University of Findlay (Ohio)

## BRIAN BELL

### STRENGTH AND CONDITIONING ASSISTANT

Brian Bell is in his third season as a strength and conditioning assistant with the Titans and his sixth season coaching in the NFL.

Prior to joining the Titans, Bell spent three seasons with the Houston Texans as assistant strength and conditioning coach. He was a member of back-to-back AFC South division championships in his first two campaigns in Houston.

Bell was an assistant strength and conditioning coach at Penn State from 2012-13.


Prior to accepting his position with the Texans, Bell was co-owner of The Athletic Factory, a sports performance center in Bowie, Md. From 2011-12, he served as the head football strength and conditioning coach at his high school alma mater, DeMatha Catholic, in Hyattsville, Md.

Bell was a tight end and fullback at Kent State from 2002-06. In 2007, Bell signed with the Washington Redskins as an undrafted free agent and served on the team's practice squad.

Bell and his wife, Crystal, have two daughters, Logan and Parker, and a son, Brian Jr.

**Brian Bell's Coaching Timeline:**

**2018-20:** Strength and Conditioning Assistant, Tennessee Titans  
**2015-17:** Assistant Strength and Conditioning, Houston Texans  
**2012-13:** Assistant Strength and Conditioning, Penn State  
**2011-12:** Head Strength and Conditioning, DeMatha Catholic High School



## SCOTT BOOKER

### SAFETIES

Scott Booker is in his third season with the Titans and in his first season as safeties coach. He arrived in Tennessee in 2018 as a defensive assistant following 15 years of college coaching experience.


Focusing on the safeties for the second consecutive year in 2019, Booker helped Kevin Byard and Kenny Vaccaro solidify themselves as one of the NFL's top safety duos. Each safety started all 16 games, a first for the team since 2010. Byard's five interceptions tied for the second-highest total among all NFL safeties, and only four teams had more interceptions from their safeties than the six combined from Byard and Vaccaro during the regular season. In the playoffs, Byard and Vaccaro each notched an interception in a divisional round win at Baltimore.

In 2018, Booker helped Byard accumulate four interceptions and worked to acclimate Vaccaro to the Titans defense after the veteran was added during training camp. The Titans ranked sixth in the NFL in passing defense (216.9 yards per game), and they ranked eighth in the league with an opponent passer rating of 88.4.

Prior to joining the Titans, Booker coached safeties and special teams for Nebraska in 2017.

Booker spent seven years at Notre Dame, first as an offensive intern from 2010-11 and then as tight ends and special teams coordinator from 2012-16. During his time in South Bend, the Fighting Irish participated in six bowl games, including the 2012 BCS National Championship Game and the 2015 Fiesta Bowl. In 2012, tight end Tyler Eifert won the John Mackey Award and was a consensus first-team All-American. Eifert, along with tight ends Ben Koyack and Troy Niklas, were all drafted in the NFL after playing under Booker.

On special teams under Booker's watch, kicker Kyle Brindza set Notre Dame career records for field goals (57), field-goal attempts (81) and 50-yard field goals (four), while also establishing the top three single-season point totals by a kicker in Irish history. From 2015-16, Booker's



special teams units scored six touchdowns, including four in 2015, which was the most by a Notre Dame team since 2000. The previous year (2014), Notre Dame led the nation in blocked kicks.


Booker was the secondary coach at Western Kentucky in 2009 after playing and coaching under former Titans defensive coordinator Dean Pees at Kent State. After playing in the secondary for the Golden Flashes when Pees was the head coach, he joined the coaching staff as a graduate assistant from 2003-04 and then served as the secondary coach from 2005-08. In that time, he developed a pair of NFL Draft picks in Jack Williams and Usama Young and helped Kent State rank first or second in the MAC in pass efficiency defense, pass defense and interceptions in 2006.

The Pittsburgh, Pa., native was a four-year letter winner for the Golden Flashes from 1999 to 2002, and he was named to the MAC all-academic team in 2001. He earned his bachelor's in business administration from Kent State in 2003, and his master's in sport studies in 2006.

He and his wife, Jennifer, have one daughter, Morgan.

#### **Scott Booker's Coaching Timeline:**

**2020:** Safeties, Tennessee Titans  
**2018-19:** Defensive Assistant, Tennessee Titans  
**2017:** Safeties and Special Teams Coordinator, Nebraska  
**2012-16:** Tight Ends and Special Teams Coordinator, Notre Dame  
**2010-11:** Offensive Intern, Notre Dame  
**2009:** Secondary, Western Kentucky  
**2005-08:** Defensive Backs, Kent State  
**2003-04:** Graduate Assistant, Kent State



Shane Bowen is in his third season as the outside linebackers coach with the Titans and his fifth season coaching in the NFL.

From 2018 through 2019, the Titans ranked fifth in the NFL in points allowed (19.8 per game). Outside linebackers accounted for 34 of the team's 81 sacks during that time period, including a team-high 13.5 sacks by Harold Landry III in his first two seasons.

Among Titans outside linebackers in 2019, Landry III (nine sacks) and Kamalei Correa (five) achieved career highs in sacks, while undrafted rookie Derick Roberson added three sacks.

In 2018, the Titans defense ranked eighth overall (333.4 yards per game), third in points allowed (18.9 per game), 10th on third down (36.6 percent) and second in the red zone (44.7 touchdown percentage). Bowen helped two rookies—Landry III, a second-round draft pick, and undrafted free agent Sharif Finch—combine for six sacks.

Bowen joined the Titans after spending two seasons with the Houston Texans as a defensive assistant. In 2017, despite being beset by key injuries, the Texans ranked fifth in third-down defense and set a franchise record for fewest yards per carry by opponents (3.97). In 2016, he was part of a coaching staff that produced the NFL's top-ranked defense (301.3 yards allowed per game) for the first time in franchise history. The 2016 squad, which also gave up the fewest first downs (17.0) and second-fewest net passing yards (201.6) per game, won the AFC South Division and advanced to the Divisional Playoff Round.

Before joining the Texans, Bowen was hired by Kennesaw State University in 2013 as one of the first coaches to help launch the school's new football program. The team's first season was 2015, and with Bowen serving as linebackers coach, the Owls went 6-5 in the Big South Conference.

Bowen spent the 2012 campaign as a defensive graduate assistant at Ohio State. He assisted with the defensive line, a unit that produced two first-team All-Big Ten selections and the conference's Defensive Player of the Year, former Texans outside linebacker John Simon. The Buckeyes concluded the year with a 12-0 mark and ranked No. 3 nationally.

The 2012 season at Ohio State was the first time Bowen and current Titans head coach Mike Vrabel were on the same staff. They reunited from 2016-17 with the Texans.

Bowen began his coaching career as a student assistant at Georgia Tech after an injury ended his playing career during his junior season. He finished the year assisting with the linebackers before being named an offensive graduate assistant in 2010. He held that position for two years before leaving for Ohio State.

Bowen was a three-year letter winner at Georgia Tech, where he played outside linebacker. He started 10 games and had a streak of 38 consecutive games played before an injury sidelined him for the remainder of his junior season. He helped the Yellow Jackets win Atlantic Coast Conference (ACC) Coastal Division titles in 2006 and 2008. The team also played in three consecutive bowl games, participating in the 2007 Gator Bowl, 2007 Humanitarian Bowl and 2008 Chick-fil-A Bowl.

Bowen, named to the Dean's List three times while at Georgia Tech, earned a Bachelor of Science degree in business management in 2009, and a master's degree in workforce development and education in 2014. He is a native of Pickerington, Ohio.


He and his wife, Courtney, have one daughter, Harper Belle.

#### **Shane Bowen's Coaching Timeline:**

**2018-20:** Outside Linebackers, Tennessee Titans  
**2016-17:** Defensive Assistant, Houston Texans  
**2013-15:** Linebackers, Kennesaw State  
**2012:** Defensive Graduate Assistant, Ohio State  
**2010-11:** Offensive Graduate Assistant, Georgia Tech  
**2009:** Assistant Linebackers, Georgia Tech

# KEITH CARTER

## OFFENSIVE LINE



Keith Carter is in his third season as the Titans offensive line coach, his eighth season coaching in the NFL and his 15th total season in coaching.

In 2019, the Titans offense finished third in the NFL in rushing (138.9 yards per game) with Derrick Henry leading the league in rushing yards (1,540). The offensive line protected NFL Comeback Player of the Year Ryan Tannehill as the veteran quarterback led the NFL with a 117.5 passer rating. Third-round rookie Nate Davis started 15 consecutive games (including playoffs) at right guard.

In 2018, a season in which the offense implemented a new blocking scheme, the Titans used five different starting offensive line combinations due to injuries. Nevertheless, the Titans had the seventh-ranked rushing offense in the NFL (126.4 yards per game), as running back Derrick Henry finished second in the AFC with 1,059 rushing yards and placed third in the NFL with 12 rushing touchdowns. Left tackle Taylor Lewan was named to the Pro Bowl following the 2018 campaign.

Carter joined the Titans after three campaigns with the Atlanta Falcons. He spent 2015 and 2016 as Atlanta's assistant offensive line coach and 2017 as the running backs coach. The 2017 Falcons tied for the NFL's seventh-best rushing average (4.30 yards per carry) and tied for the 11th-highest total of carries of at least 10 yards (50). Running backs Devonta Freeman and Tevin Coleman combined for 1,493 yards and 12 rushing touchdowns.

The offensive line for the 2016 NFC Champion Falcons protected NFL MVP quarterback Matt Ryan (4,944 passing yards and 38 touchdowns) and paved the way for the fifth-best rushing attack in the NFL (120.5 yards per game).

Prior to joining the Falcons, Carter was the offensive line/run game coach in 2014 at San Jose State, where the Spartans ran for 1,696 yards and 11 touchdowns while averaging 141.3 yards per game on the ground.

Carter tallied two seasons (2012-13) as the offensive quality control coach for the Seattle Seahawks, including Seattle's march to a Super Bowl XLVIII Championship at the end of the 2013 campaign.

Additionally, Carter had coaching stops at the University of San Diego (tight ends, 2009; offensive line, 2010-11), University of Redlands (offensive line, 2007-08), Wagner College (tight ends, 2006) and UCLA (undergraduate assistant, 2005). He played tight end, H-back and fullback at UCLA (2001-04).

A native of Downingtown, Pa., he is the grandson of Pro Football Hall of Fame defensive end Gino Marchetti, who spent 13 years with the Baltimore Colts.

He and his wife, Kristin, have two daughters: Kayla and Kamryn.


Keith Carter's Coaching Timeline:

### Keith Carter's Coaching Timeline:

- 2018-20:** Offensive Line, Tennessee Titans
- 2017:** Running Backs, Atlanta Falcons
- 2015-16:** Assistant Offensive Line, Atlanta Falcons
- 2014:** Offensive Line/Run Game, San Jose State
- 2012-13:** Offensive Quality Control, Seattle Seahawks
- 2010-11:** Offensive Line, University of San Diego
- 2009:** Tight Ends, University of San Diego
- 2007-08:** Offensive Line, University of Redlands
- 2006:** Tight Ends, Wagner College
- 2005:** Undergraduate Assistant, UCLA

# RYAN CROW

## ASSISTANT SPECIAL TEAMS



Ryan Crow is in his third season with the Titans and his first year as assistant special teams coach. He arrived in Tennessee in 2018 as a defensive assistant after spending seven seasons in the college coaching ranks.

From 2018 through 2019, the Titans ranked fifth in the NFL in scoring defense (19.8 points per game). The 2018 unit finished sixth in the league in passing defense (216.9 yards per game), and the 2019 Titans were eighth in third-down defense (36.3 percent).

In 2017, Crow was a graduate assistant at Ohio State, where he primarily worked with linebackers.

Prior to his time in Columbus, Crow spent three seasons at Baldwin Wallace University. He worked with the offensive line in 2014 and was promoted to offensive coordinator/offensive line coach for the 2015 and 2016 campaigns.

He also logged three years of experience at Purdue, beginning in 2011 as the Boilermakers assistant strength coach and then as a graduate assistant working with the offensive line from 2012-13.

A native of Findlay, Ohio, Crow went from a walk-on to a scholarship linebacker at Bowling Green State University (2007-10). He graduated from BGSU with a degree in exercise science in 2011 and joined the University of Florida for one spring as a strength intern.

He and his wife, Holly, reside in Nashville.


### Ryan Crow's Coaching Timeline:

- 2020:** Assistant Special Teams, Tennessee Titans
- 2018-19:** Defensive Assistant, Tennessee Titans
- 2017:** Graduate Assistant/Defense, Ohio State
- 2015-16:** Offensive Coordinator/Offensive Line Coach, Baldwin Wallace University
- 2014:** Offensive Line Coach, Baldwin Wallace University
- 2012-13:** Graduate Assistant/Offensive Line, Purdue
- 2011:** Assistant Strength & Conditioning Coach, Purdue
- 2011:** Strength Intern, Florida



# TONY DEWS

## RUNNING BACKS



Tony Dews is in his third season with the Titans as running backs coach after spending 20 years in the college coaching ranks. He has experience coaching every offensive and defensive position group other than quarterbacks during his career.

In Dews' first two seasons with the Titans, running back Derrick Henry ranked second in the NFL in total rushing yards (2,599), trailing only Ezekiel Elliott (2,791). Henry also finished second in rushing touchdowns (28) in the same time period behind only Todd Gurley (29).

In 2019, the Titans offense finished third in the NFL in rushing (138.9 yards per game). Henry was named to the Pro Bowl and added second-team Associated Press All-Pro honors after leading the NFL with 1,540 rushing yards, which also was the fourth-highest total in franchise history. With 16 rushing touchdowns, Henry tied for the NFL lead (Aaron Jones) and finished second in team history (19 by Earl Campbell in 1979). Over the final six games of the regular season plus three playoff appearances, Henry registered seven 100-yard games. During a three-game stretch (Dec. 29 at Houston, Jan. 4 at New England and Jan. 11 at Baltimore), he became the first player in NFL history to rush for at least 180 yards in three consecutive regular season and/or postseason games.

In 2018, the Titans finished with the NFL's seventh-ranked rushing offense (126.4 yards per game) after Dews helped implement a new scheme. Henry ranked second in the AFC with 1,059 rushing yards and third in the NFL with 12 rushing touchdowns. Henry's 238 rushing yards against Jacksonville on Dec. 6 set a new franchise record and made up the highest single-game total in the NFL since 2012. In the same game, Henry became the second player in NFL history (Tony Dorsett) with a 99-yard touchdown run.

Additionally, Dion Lewis' 517 rushing yards in 2018 were the second most of his career, and his 59 receptions and 400 receiving yards set career highs. Lewis' 917 scrimmage yards made up the second-highest total of his career.

In 2017, Dews was the running backs coach at West Virginia University. Under his tutelage, Justin Crawford totaled 1,061 rushing yards (5.6 avg.) and seven touchdowns, while the Mountaineers rushed for 1,954 yards as an offense.

The 2017 campaign was Dews' third stint at West Virginia. He originally arrived in Morgantown as a graduate assistant in 1999 and worked with the offensive line and defensive backs through 2001. Then, in 2007, he returned to coach the wide receivers.

Dews spent five years (2012-16) at the University of Arizona coaching wide receivers. He was a part of four consecutive bowl teams from 2012-15, and in 2016, three of his receivers averaged more than 15 yards per reception, while four had at least 20 receptions.

Dews coached tight ends at the University of Pittsburgh in 2011, following a three-year stint at Michigan as wide receivers coach (2008-10). He also spent time as the linebackers coach at UNLV (2006); special teams coordinator/tight ends (2005) and tackles/tight ends coach (2004) at Central Michigan; defensive line coach at Holy Cross (2003); offensive line coach at California (Pa.) (2002); and defensive line coach at Millersville (1998).

A native of Reston, Va., Dews played tight end at Liberty University from 1992-95 and was the Flames' leading receiver among tight ends his final two years. He graduated from Liberty in 1997 and earned a master's degree from West Virginia in 2001.

He and his wife, Tamika, have four daughters: Savannah, Sierra, Sydney and Sienna.


### Tony Dews' Coaching Timeline:

- 2018-20:** Running Backs, Tennessee Titans
- 2017:** Running Backs, West Virginia
- 2012-16:** Wide Receivers, University of Arizona
- 2011:** Tight Ends/Recruiting Coordinator, University of Pittsburgh
- 2008-10:** Wide Receivers/Punt Team Coordinator, Michigan
- 2007:** Wide Receivers, West Virginia
- 2006:** Linebackers/Special Teams, UNLV
- 2005:** Special Teams Coordinator/Tight Ends, Central Michigan
- 2004:** Tackles/Tight Ends, Central Michigan
- 2003:** Defensive Line, Holy Cross
- 2002:** Offensive Line, California (Pa.)
- 1999-2001:** Graduate Assistant/Offensive Line/Defensive Backs, West Virginia
- 1998:** Defensive Line, Millersville



# TODD DOWNING

## TIGHT ENDS



Todd Downing enters his second season with the Titans, his 20th NFL season and his 22nd season in coaching.

In Downing's first season with the team, the Titans tight ends played a key role in the offense, totaling 76 receptions and seven touchdowns as a group. Downing helped Jonnu Smith set career highs in receptions (35) and yards (439). Anthony Firkser (15 games) and MyCole Pruitt (10 starts) also saw the most extensive playing time of their careers, as Pro Bowl veteran Delanie Walker was limited to only seven total games due to injuries. The tight ends played an integral role in the Titans finishing third in the NFL in rushing offense (138.9 yards per game).

Downing joined the Titans after spending 2018 with the Minnesota Vikings

as tight ends coach. In his one season with Downing, Pro Bowl tight end Kyle Rudolph posted the second highest reception (64) and yardage totals (634) of his eight-year career. Downing was initially hired as a senior offensive assistant in the spring before being named the tight ends coach near the start of training camp.

Downing served as the Raiders offensive coordinator in 2017 after spending two years as quarterbacks coach. During his Raiders tenure, he helped Derek Carr earn three consecutive Pro Bowl berths (2015-17).

In 2016, Downing helped the Raiders offense finish sixth in the NFL in

total offense (373.3 yards per game) and guided Carr to a career year. Carr finished with 3,937 yards on 357-of-560 passing (63.8 percent) with 28 touchdowns, six interceptions and a passer rating of 96.7. In Week 8 against Tampa Bay, he set the franchise record with 513 passing yards in the team's overtime victory, the second time a Downing-coached quarterback surpassed 500 yards in a game (Matthew Stafford on Jan. 1, 2012).

Carr's 2016 campaign was highlighted by seven fourth quarter/overtime comeback and game-winning drives in 2016. His seven such games ranked second in the NFL in 2016 and set a new franchise single-season record. Carr also became the first quarterback in NFL history with five game-winning touchdown passes in the fourth quarter/overtime in a single season. He was named the Castrol Edge Clutch Performer of the Year.

In his first season with Oakland, Downing helped Carr post one of the most prolific passing campaigns in team history on his way to becoming the first quarterback to represent the Raiders in the Pro Bowl since 2002. For his efforts with the position group in 2015, Downing was named Pro Football Focus' Quarterbacks Coach of the Year. Raiders quarterbacks combined for the second-most passing touchdowns (34) and the third-most passing yards (4,129) in team history.

Prior to joining the Raiders, Downing coached quarterbacks for the Buffalo Bills in 2014 after previously coaching for the Detroit Lions from 2009 to 2013. Downing served as the Lions offensive quality control coach in 2009, assistant quarterbacks coach in 2010 and quarterbacks coach from 2011-13.

In Downing's three seasons as quarterbacks coach in Detroit, Stafford started all 48 games and passed for at least 4,600 yards and 20 touchdowns each year, including a 5,000-yard, 41-touchdown season in 2011, which led to the Lions' first playoff berth since 1999. Under Downing's tutelage, Stafford went on to become the franchise leader in attempts, completions and passing yards, and he ranked second in touchdowns with 109 by the end of 2013.

Before working exclusively with quarterbacks, Downing served as a defensive assistant and assistant special teams coach with the St. Louis Rams in 2006 and 2007. In 2008, he was named assistant secondary/defensive quality control coach in St. Louis.


Downing got his start in the NFL with Minnesota, where he worked as an intern and coaching assistant from 2001-02 and as a football systems analyst from 2003-04. He was named offensive quality control coach for the Vikings in 2005. He helped the Vikings achieve top-five offensive finishes in three years (2003-05) and a playoff appearance in 2004.

Before he entered the NFL ranks, Downing began his coaching career with his high school alma mater, Eden Prairie High School, from 1999 to 2000. In 2000, he helped lead the Eagles to the Minnesota Class 5-A State Title.

Downing studied business communications at the University of Minnesota. He played quarterback for a semi-pro team, the Minnesota Maulers, from 2000-03.

#### **Todd Downing's Coaching Timeline:**

<b>2019-20:</b>	Tight Ends, Tennessee Titans
<b>2018:</b>	Tight Ends, Minnesota Vikings
<b>2017:</b>	Offensive Coordinator, Oakland Raiders
<b>2015-16:</b>	Quarterbacks, Oakland Raiders
<b>2014:</b>	Quarterbacks, Buffalo Bills
<b>2011-13:</b>	Quarterbacks, Detroit Lions
<b>2010:</b>	Assistant Quarterbacks, Detroit Lions
<b>2009:</b>	Offensive Quality Control, Detroit Lions
<b>2008:</b>	Assistant Secondary/Quality Control, St. Louis Rams
<b>2006-07:</b>	Defensive Assistant/Assistant Special Teams, St. Louis Rams
<b>2005:</b>	Quality Control – Offense, Minnesota Vikings
<b>2003-04:</b>	Football Systems Analyst, Minnesota Vikings
<b>2001-02:</b>	Intern/Assistant, Minnesota Vikings
<b>1999-2000:</b>	Assistant Coach, Eden Prairie (Minn.) High School



Matt Edwards is in his third season with the Titans and his first year as defensive assistant. He joined the team in 2018 as assistant special teams coach after spending 15 years coaching in the college ranks.

In 2019, the Titans tied New England for the NFL lead with four total blocked kicks and punts (three field goals and one extra point). It was the team's highest number of total blocks in its "Titans era" (1999 to present). Additionally, punter Brett Kern was named to his third consecutive Pro Bowl, and he added first-team Associated Press All-Pro honors. His 37 punts inside the 20 led the NFL, and his 43.1-yard net average ranked second in team history.

In 2018, the Titans became the first team in NFL history to average more than 30.0 yards per kickoff return, setting a new NFL record with a 32.0-yard average. Darius Jennings' 31.7-yard kickoff return average set a new individual franchise record. Pro Bowl punter Brett Kern ranked second in team history with a 41.7-yard net average and set a team record with 39 punts inside the 20. His 52.7 percent of punts (39 of 74) placed inside the 20 led the NFL. The Titans had only nine special teams penalties in 2018, ranking second behind the Minnesota Vikings (eight).

In his 15 seasons of college coaching, Edwards mentored 13 players who went on to play professional football.

From 2014 through 2017, Edwards served as the defensive coordinator at Tiffin University. He helped Tiffin to consecutive winning seasons (8-3 in 2016 and 6-5 in 2017) in his final two years there. In 2017, the Dragons led the Great Lakes Intercollegiate Athletic Conference in sacks (3.0 per game) and tackles for loss (8.7 per game), ranking 19th and eighth, respectively, in all of Division II. Opposing offenses only managed to convert 31 percent of third downs, ranking second in the conference and 20th in Division II.

Edwards served as special teams coordinator and coached the defensive line at Florida Atlantic University in 2013. The FAU defense finished 11th nationally in total defense, broke four sack records and finished bowl eligible.

In 2011, Edwards returned to his alma mater and coached the Miami Redhawks' defensive ends for one season before taking on the responsibility of special teams coordinator and linebackers coach in 2012.

After beginning his coaching career in 2003 as the linebackers coach at the College of Wooster, Edwards spent the next seven seasons working at Kent State, initially as a graduate assistant (2004-05) and then as the defensive line coach (2006-10).

Edwards played his college football at Miami (Ohio), where he served as a linebacker and defensive end and was named a team captain during his senior season. He earned his bachelor's degree in sport organization in 2002.

He and his wife, Mary, have four sons: Andrew, Luke, Nathan and William.

#### **Matt Edwards' Coaching Timeline:**

**2020:** Defensive Assistant, Tennessee Titans  
**2018-19:** Assistant Special Teams, Tennessee Titans  
**2014-17:** Defensive Coordinator, Tiffin  
**2013:** Defensive Line/Special Teams Coordinator, Florida Atlantic  
**2012:** Linebackers/Special Teams Coordinator, Miami (Ohio)  
**2011:** Defensive Ends, Miami (Ohio)  
**2006-10:** Defensive Line, Kent State  
**2004-05:** Defensive Graduate Assistant/Video Coordinator, Kent State  
**2003:** Linebackers, College of Wooster

## MONDRAY GEE

### STRENGTH AND CONDITIONING ASSISTANT

Mondray Gee enters his second season with the Titans, his 20th NFL season and his 21st season in coaching.

Gee joined the Titans after spending nine seasons with the Seattle Seahawks (2010-18), where he served as an assistant strength and conditioning coach. During his time with the Seahawks, in conjunction with working with all of the players, he worked alongside the athletic training staff to conduct rehabilitation programs for players returning from injured reserve and/or the team's physically unable to perform list. Gee helped manage the return to the field of nine injured players. He was in charge of the rookie orientation lifting program and organized the weekly wellness programs for the specialists. The Seahawks earned playoff berths in seven of his nine seasons there, including back-to-back Super Bowl appearances, a Super Bowl XLVII victory following the 2013 season, and an NFC title the following year. Collectively during his tenure in Seattle, the Seahawks won four NFC West titles, two NFC Championships, and won 10 or more games in six of nine seasons.

From 2008-09, Gee was a strength and conditioning assistant with the Green Bay Packers, working with players on improving power development, speed, recovery, regeneration and flexibility. His stint in Green Bay followed seven seasons (2001-07) with the Detroit Lions as a strength and conditioning assistant.

Gee also worked in many capacities at Michigan State from 1996 to 2001. With the Spartans, he assisted the strength and conditioning department and the football team, working with several future NFL and NBA players. He worked as an intern as an undergrad and served as a graduate assistant from 2000-01.

In the summer of 1999, Gee interned for the Chicago Cubs Class A affiliate, the Lansing Lugnuts.

Gee earned a bachelor's degree in kinesiology education from Michigan State in 1999 and added a master's degree in athletic administration in 2002.


Gee, pronounced like the letter 'G,' served on the 2014 Gatorade advisory board along with fellow NFL strength coaches, athletic trainers and nutritionists.

His cousin, Karl Williams, played for the Tampa Bay Buccaneers and Arizona Cardinals.

He is a native of Detroit, Mich.

#### **Mondray Gee's Coaching Timeline:**

**2019-20:** Strength and Conditioning Assistant, Tennessee Titans  
**2010-18:** Assistant Strength and Conditioning, Seattle Seahawks  
**2008-09:** Strength and Conditioning Assistant, Green Bay Packers  
**2001-07:** Strength and Conditioning Assistant, Detroit Lions  
**2000-01:** Graduate Assistant, Strength & Conditioning, Michigan State



## JIM HASLETT

### INSIDE LINEBACKERS

Jim Haslett is in his first season with the Titans, his 25th season as an NFL coach and his 32nd overall year in coaching. Additionally, he was an NFL linebacker for nine years prior to his coaching career.

Haslett (pronounced "HAZ-lett") arrived in Tennessee after most recently spending three seasons (2016-18) as the linebackers coach for the Cincinnati Bengals. He came to the Titans with 12 total seasons of NFL coordinating experience, and he has been an NFL head coach for seven campaigns, including a six-year run with the New Orleans Saints (2000-05) and an interim head coaching position with the St. Louis Rams in 2008. With New Orleans, he earned Associated Press Coach of the Years honors in 2000.

Haslett's tenure as defensive coordinator in Pittsburgh coincided with the first three seasons of current Titans head coach Mike Vrabel's playing career. They were together with the Steelers from 1997 through 1999.

Haslett holds the distinction of being the only person recognized as a College Football Hall of Fame member (as a player), an Associated Press NFL Defensive Rookie of the Year and an AP NFL Coach of the Year.

From 2017 to 2018, the Cincinnati linebackers fought through a rash of injuries. Nevertheless, the 2017 Bengals ranked sixth in the NFL in fewest





yards per play (5.0), eighth against the pass (211.2 yards per game) and sixth in red-zone defense (46.4 percent). Vincent Rey (team-leading 84 tackles in 2017), Nick Vigil (77) and Vontaze Burfict (69) all finished in the top five on the team in tackles that season, despite missing a combined 13 games. Vigil then set a career high with 84 total stops in 2018.

In 2016, Haslett's first in Cincinnati, the linebackers helped the Bengals defense rank eighth in the NFL in fewest points allowed per game (19.7) and seventh in red-zone defense (51.0 touchdown percentage).

Haslett spent 2015 as a consultant to the Penn State University football program after five years (2010-14) as defensive coordinator with the Washington Redskins. In Washington, he worked under head coach Mike Shanahan for the first four seasons and head coach Jay Gruden for one campaign.

Haslett was head coach of the St. Louis Rams for the last 12 games of 2008, after opening the season as defensive coordinator. Once Scott Linehan was released after an 0-4 start, he directed the team's only two victories on the year.

Haslett's New Orleans record was 46-52, including 1-1 in postseason. He ranks third in Saints history in career wins. He was named Associated Press NFL Coach of the Year in 2000, when he took over the Saints and raised them from a 3-13 finish in 1999 to a 10-6 record and the NFC South title. The Saints' 31-28 wild card playoff win that season over St. Louis was the first postseason victory in New Orleans franchise history.


Haslett was also a head coach in the developmental United Football League in 2009, leading the Florida Tuskers to a 6-0 record before the team lost in overtime in the league championship game to a Las Vegas club coached by former N.Y. Giants head coach Jim Fassel.

His first NFL coaching job was as linebackers coach for the Los Angeles Raiders (1993-94) before serving in the same capacity with the Saints in 1995. In 1996, the Saints promoted him to defensive coordinator, and he joined the Steelers the following season as coordinator.

He received his start in coaching at the University of Buffalo for three seasons (1988-90) before joining the World League of American Football's Sacramento Surge as defensive coordinator for two seasons (1991-92). A Pittsburgh native, Haslett was a four-time Little All-America defensive player as a linebacker and defensive end at Indiana (Pa.) University. After entering the NFL as a player in 1979 as a second-round draft choice of the Buffalo Bills, he earned AP Defensive Rookie of the Year honors in 1979 and All-Pro honors in 1980. He played eight seasons (1979-86) for the Bills and later was named to the franchise's Silver Anniversary Team. He closed his playing career in 1987 with the N.Y. Jets.

#### **Jim Haslett's Coaching Timeline:**

**2020:** Inside Linebackers, Tennessee Titans  
**2016-18:** Linebackers, Cincinnati Bengals  
**2015:** Football Consultant, Penn State University  
**2010-14:** Defensive Coordinator, Washington Redskins  
**2009:** Head Coach, Florida Tuskers (UFL)  
**2008:** Head Coach, St. Louis Rams (Final 12 games)  
**2006-08:** Defensive Coordinator, St. Louis Rams  
**2000-05:** Head Coach, New Orleans Saints  
**1997-99:** Defensive Coordinator, Pittsburgh Steelers  
**1996:** Defensive Coordinator, New Orleans Saints  
**1995:** Linebackers, New Orleans Saints  
**1993-94:** Linebackers, Los Angeles Raiders  
**1991-92:** Defensive Coordinator, Sacramento Surge (WLAF)  
**1989-90:** Defensive Coordinator, University of Buffalo  
**1988:** Linebackers, University of Buffalo



Chandler Henley is in his third season coaching in the NFL. He joined the Titans in 2018 as quality control coach.

In 2019, the Titans offense finished third in the NFL in rushing (138.9 yards per game), first in red zone efficiency (75.6 percent) and fourth in yards per play (6.12). They had the NFL's leading rusher in Derrick Henry (1,540 yards) and the league's leading passer in Ryan Tannehill (117.5 passer rating).

Working with the offensive line in 2018, Henley helped the Titans finish with the seventh-ranked rushing offense in the NFL (126.4 yards per game), as Henry placed second in the AFC with 1,059 rushing yards. Left tackle Taylor Lewan was named to the Pro Bowl at the conclusion of the 2018 campaign.

Prior to joining the Titans, Henley spent three years coaching tight ends at Yale, his alma mater. In 2017, Yale earned a 9-1 record and its first outright Ivy League title since 1980, and Henley helped starting tight end Jaeden Graham receive first-team All-Ivy League honors.

Henley spent three total seasons at Vanderbilt University, starting as an offensive/recruiting graduate assistant (2012-13) and adding assistant quarterback coach to his responsibilities in 2014. During his first two seasons with the Commodores, the team enjoyed its first back-to-back nine-win seasons in school history. While at Vanderbilt, Henley also received a Master of Education in Higher Education Administration.

A native of Littleton, Colo., Henley played wide receiver for Yale (2002-06), recording 110 receptions for 1,609 yards and 11 touchdowns during his career. He led the team in receptions, yards and touchdowns during the Bulldogs' 2006 co-championship season and was awarded the 2006 Carn Cozza Leadership Award.


Following his graduation from Yale and before joining the coaching ranks, Henley worked in sales for International Business Machines Corp. and Google. He also worked as a researcher for NBC's Football Night in America.

#### **Chandler Henley's Coaching Timeline:**

**2018-20:** Quality Control, Tennessee Titans  
**2015-17:** Tight Ends, Yale  
**2014:** Assistant Quarterbacks, Vanderbilt  
**2012-13:** Offensive/Recruiting Graduate Assistant, Vanderbilt

# ZAK KUHR

## QUALITY CONTROL



Zak Kuhr is in his first season coaching in the NFL. He was hired in 2020 as a quality control coach to work with the Titans defense.

Prior to joining the Titans, Kuhr spent the 2019 season at the University of Texas with head coach Tom Herman. The Longhorns finished with an 8-5 record, including a win in the Valero Alamo Bowl. They were 25th in the final Associated Press Top 25 rankings.

Kuhr was with head coach Everett Withers for two years at Texas State (2017-18). In his first season with the Bobcats, during which time he was the co-offensive coordinator and running backs coach, Texas State's offense averaged over 389 yards of total offense and nearly 23 points during the final five games after netting just 304 yards and 13.4 points per contest in the first seven games. Kuhr also coached a trio of running backs (Anthony Taylor, Anthony Smith and Robert Brown, Jr.) who combined for over 1,200 yards and five touchdowns. He was promoted to assistant head coach/offensive coordinator/running backs coach for the 2018 season.

Before his time at Texas State, Kuhr had a one-year stop in 2016 at Rutgers, where he was the Scarlet Knights' running backs coach.

After spending 2013 as a graduate assistant at Old Dominion, where he worked with the running backs and special teams, Kuhr completed two campaigns (2014-15) on the coaching staff at James Madison. He served as the co-offensive coordinator and running backs coach for the Dukes in 2015 after being hired as running backs coach the previous year. In 2015, James Madison finished with a 9-3 record, advanced to the second round of the FCS playoffs, leading the country in third-down efficiency (54 percent) while ranking second in scoring offense (44.3 points per game) and third in total offense (528.8 yards per game).

He was an intern under Urban Meyer at Ohio State for two seasons (2011-12), working with running backs and special teams units. It was there that he first worked with current Titans head coach Mike Vrabel, who was an assistant for the Buckeyes at the time. Kuhr helped mentor running back Carlos Hyde, who went on to earn All-American honors.

A native of Jacksonville, Fla., Kuhr launched his coaching career in his hometown at a young age. He first worked as an assistant coach at Mandarin High School and Westside High School, where he served as offensive coordinator. He then spent two seasons (2009-10) as special teams coordinator at Edward Waters College.


Kuhr earned his bachelor's degree in sports management at Florida in 2013.

### Zak Kuhr's Coaching Timeline:

<b>2020:</b>	Quality Control, Tennessee Titans
<b>2019:</b>	Assistant Coach, Texas
<b>2018:</b>	Assistant Head Coach/Offensive Coordinator/Running Backs, Texas State
<b>2017:</b>	Co-Offensive Coordinator/Running Backs, Texas State
<b>2016:</b>	Running Backs, Rutgers
<b>2015:</b>	Co-Offensive Coordinator/Running Backs, James Madison
<b>2014:</b>	Running Backs, James Madison
<b>2013:</b>	Graduate Assistant, Old Dominion
<b>2011-12:</b>	Intern, Ohio State
<b>2009-10:</b>	Special Teams Coordinator, Edward Waters

# ANTHONY MIDGET

## SECONDARY



Anthony Midget is in his first year with the Titans as secondary coach and his seventh total season coaching in the NFL. He also has seven seasons of college coaching experience.

Prior to his arrival in Tennessee, Midget was Houston's secondary coach for two years (2018-19) following four seasons as the team's assistant secondary coach (2014-17).

In 2019, Midget directed a defensive backfield that incorporated several new pieces, helping the Texans capture their second consecutive AFC South title and their fourth in five years. They added safety Tashaun Gipson Sr. and cornerback Bradley Roby in free agency, while corners Vernon Hargreaves and Gareon Conley were acquired during the season. Meanwhile, safety Justin Reid continued to flourish in only his second NFL season.

In Midget's first season overseeing Houston's secondary in 2018, the Texans allowed 19.8 points per game, including an NFL-best 17.3 points per game from Weeks 5-17. Reid quickly blossomed into an impact player in his rookie season, appearing in all 16 games and becoming the first rookie to post a stat line of 81 total tackles, three interceptions (including one returned 101 yards for a touchdown), 10 passes defended, one

quarterback hit, two tackles for loss, one forced fumble, two fumble recoveries and seven special teams tackles since each stat became officially tracked by the NFL.

Midget also helped veteran Kareem Jackson record the best season of his nine-year career with a career-high 17 passes defended and two interceptions.

In 2017, Houston tied with Cincinnati, Miami and Pittsburgh for the NFL lead with three different defensive backs posting at least one interception and at least one sack—Jackson, Marcus Gilchrist and Eddie Pleasant. Houston had seven different players record an interception.

The Texans won back-to-back AFC South championships in 2015-16 and put together three consecutive winning seasons (2014-16) for the first time in franchise history. Houston's 7-1 record at home and 5-1 record in the division in 2016 both tied franchise records. The team also advanced to the AFC Divisional Round for the first time since 2012.

The Texans finished the 2016 season with the NFL's top-ranked defense for the first time in franchise history, surrendering an average of only 301.3 total net yards per game. They also gave up the fewest first downs (17.0)

and second-fewest net passing yards (201.6) per game. Houston was the only team in the NFL to not allow a 300-yard passer in 2016. Safety Quintin Demps led all NFL safeties with a career-high six interceptions, which also tied for the second-most in a single season in Texans history. Cornerback A.J. Bouye set single-season career highs with 62 total tackles and 16 passes defended, and he became the first player in team history with a pick in back-to-back postseason games.

In 2015, the Texans defense finished third in the NFL in net yards (310.2) and net passing yards allowed per game (210.4), tied for third in passes defended (90) and tied for seventh in points allowed per game (19.6). The Texans also allowed the fifth-lowest opponent completion percentage (59.0) in the league. They led the league on third down (28.5 percent), surrendering the lowest opponent third-down percentage by any NFL team since the 2003 Titans (27.7).

In 2014, the Texans secondary was involved in 22 of Houston's 34 takeaways and had seven players with either a forced fumble, fumble recovery or interception. The group accounted for nine forced fumbles, five fumble recoveries, 16 interceptions and three interceptions returned for touchdowns.

Prior to joining the Texans, Midget spent the 2013 season at Penn State, where he held the role of safeties coach for head coach Bill O'Brien. In his lone year at the school, Penn State's pass defense efficiency ranked fifth in the Big Ten, and the Nittany Lions joined Ohio State as the only two teams to have three players rank in the top 20 of passes defended in the conference.

From 2008 through 2012, Midget served as secondary coach and special teams coordinator (2008-11) before becoming defensive coordinator (2012) at Georgia State. During his tenure, he worked with kick returner Albert Wilson, who led the Colonial Athletic Association with a 25.9 kickoff return average en route to being selected CAA Co-Special Teams Player of the Year in 2012. Midget was also instrumental in the development of punter Lain Vance, who was a third-team All-American in 2010.

Midget joined the collegiate coaching ranks as a graduate assistant at Virginia Tech, his alma mater, helping the Hokies win the 2007 Atlantic Coast Conference title. He began his coaching career at Lake Worth (Fla.) High School, where he served as an assistant coach for four seasons (2003-06).

As a player, Midget was a four-year letterman and a three-year starter at cornerback at Virginia Tech. As a senior in 1999, he earned third-team All-American honors and first-team All-Big East honors, helping the Hokies reach the BCS National Championship Game. He also was named to the Big East All-Academic team and the Athletic Director's Honor Roll. Midget was selected by the Atlanta Falcons in the fifth round (134th overall) of the 2000 NFL Draft.

Midget and his wife, Tresica, have two daughters, Anaiya and Kaylin, and one son, Jalen.

#### **Anthony Midget's Coaching Timeline:**

**2020:** Secondary, Tennessee Titans

**2018-19:** Secondary, Houston Texans

**2014-17:** Assistant Secondary, Houston Texans


**2013:** Safeties, Penn State

**2012:** Defensive Coordinator, Georgia State

**2008-11:** Secondary/Special Teams Coordinator, Georgia State

**2007:** Graduate Assistant, Virginia Tech

**2003-06:** Assistant Coach, Lake Worth (Fla.) High School



Rob Moore is in his third season with the Titans as wide receivers coach, his 19th NFL season as a player or coach, and his 12th total season in coaching.

In 2019, the Titans offense ranked fourth in the NFL in yards per play (6.12) and first in red zone efficiency (75.6 percent). From Week 7 to Week 17, as the team made its run to the playoffs, the Titans were third in total offense (406.2 yards per game) and 10th in passing (245.6 yards per game). Along the way, Moore helped second-round draft pick A.J. Brown put together one of the best seasons by a rookie in franchise history. Brown led the 2019 NFL rookie class in receiving yards (1,051), tied for the rookie lead in touchdown receptions (eight), and ranked fifth among rookies in receptions (52). Among all rookies in franchise history, Brown ranked third in receiving yards and fifth in receptions, and he tied for the third-highest receiving touchdown total. Among all NFL players in 2019—rookies and veterans—Brown finished second in receiving average (20.2), behind only the Los Angeles Chargers' Mike Williams (20.4).

Moore oversaw the development of a youthful group in 2018 that included second-year receivers Corey Davis and Taywan Taylor and third-year veteran Tajaé Sharpe. Davis led the offense with 65 receptions, 891 receiving yards and four touchdowns, seeing dramatic increases from his rookie campaign (34 catches for 375 yards). His yardage total ranked ninth among all AFC wide receivers.

Prior to arriving in Tennessee, Moore spent three seasons (2015-17) as the Oakland Raiders wide receivers coach. In Oakland, he worked with Amari Cooper and Michael Crabtree, who combined for 435 receptions, 5,446 receiving yards, 43 touchdowns and 17 100-yard games during their three seasons together. With seven touchdowns by Cooper and eight from Crabtree in 2017, the two became the first Raiders teammates since Tim Brown and Rick Dudley from 1997-99 to have at least five touchdown receptions apiece in three consecutive seasons.

In 2016, Cooper (1,153 yards) and Crabtree (1,003) became the first pair of Raiders wide receivers to surpass 1,000 receiving yards in the same season since 2001. Cooper became only the third player in NFL history to surpass 1,000 receiving yards and 70 receptions in each of his first two seasons (2015-16) in the league, joining Odell Beckham Jr. and Marques Colston.

In his first season in Oakland, Moore was charged with overseeing the rookie development of Cooper, the team's first-round draft selection in 2015. Cooper set franchise rookie records for receptions (72), receiving yards (1,070) and 100-yard games (five), and his reception total was the highest by any NFL wide receiver 21 years old or younger. Additionally, first-year player and former undrafted wide receiver Seth Roberts accounted for five touchdown receptions.

After coaching five seasons at the collegiate level, Moore joined the Buffalo Bills in 2014 to help mentor a youthful wide receiving corps. Moore helped rookie Sammy Watkins, the team's fourth-overall pick in the 2014 NFL Draft, total 65 receptions for 982 yards and six touchdowns, setting the team's rookie records for receptions and yards. Second-year receiver Robert Woods set new personal bests with 65 catches for 699 yards and five touchdowns, while another young receiver, Chris Hogan, set career highs with 41 receptions, 426 yards and four touchdowns.

As wide receivers coach for four years at Syracuse (2010-13), Moore helped the Orange to three bowl victories. Under his tutelage, wide receiver Alec Lemon finished his career ranked first in the Orange record books for all-time receptions (201) and second in all-time receiving yards (1,780).

Moore got his start in coaching at Montclair (N.J.) High School from 2002-03, working with wide receivers, and in 2009, he became the wide receivers coach for Phoenix (Ariz.) Junior College. He also spent time working as a consultant for Protect Management and Athlete's Performance, training athletes for the NFL Draft, such as future draft picks Robert Meachem, Dwayne Bowe, Vernon Davis, Golden Tate and Arrelious Benn.

Moore played 12 years as a wide receiver in the NFL after being selected by the New York Jets in the first round of the 1990 Supplemental Draft. He spent five seasons with New York Jets (1990-94) and seven years with the Arizona Cardinals (1995-2001). His career totals included 153 games, 146 starts, 628 receptions, 9,368 receiving yards and 49 touchdowns. He

was named to the Pro Bowl following the 1994 and 1997 campaigns, the latter of which he led the NFL with 1,584 receiving yards en route to being named All-Pro.

A native of Hempstead, N.Y., Moore played collegiately at Syracuse from 1987-89, starting all three seasons. He set team records for receiving yards per game (75.8) and career touchdown receptions (22) while going to three consecutive bowl games. He was on Syracuse's undefeated (11-0-1) team in 1987. In 1999, he was named to Syracuse's All-Century Team.

He is married to Candice and has five children: son Satchel and daughters Dakota, Savoy, Meadow and Charlie.

#### **Rob Moore's Coaching Timeline:**


**2018-20:** Wide Receivers, Tennessee Titans

**2015-17:** Wide Receivers, Oakland Raiders

**2014:** Wide Receivers, Buffalo Bills

**2010-13:** Wide Receivers, Syracuse

**2009:** Wide Receivers, Phoenix (Ariz.) JC



Pat O'Hara is in his third season with the Titans as quarterbacks coach after spending the previous three seasons (2015-17) with the Houston Texans.

O'Hara brings a deep and varied set of experiences to the Titans, with a playing career as a quarterback that spanned 16 years in the NFL, World League and the Arena Football League. Additionally, he spent 10 years coaching in the AFL, including multiple stints as a head coach.

In 2019, O'Hara was part of a staff that turned the season around from a 2-4 start to the team's first AFC Championship Game appearance in 17 seasons. The Titans traded for veteran Ryan Tannehill during the 2019 offseason, and in Week 7 he recorded his first start for the club. Tannehill subsequently set single-season franchise records and led the NFL with a 117.5 passer rating and a passing average of 9.6 yards per attempt. His passer rating was the fourth-highest figure in NFL history among qualifiers. Additionally, he set a club record and placed third in the NFL with a 70.3 completion percentage. He capped the season by winning the Associated Press Comeback Player of the Year Award in addition to Pro Bowl honors.

In 2018, O'Hara helped guide quarterback Marcus Mariota to a single-season franchise record with a 68.9 completion percentage (228 of 331), shattering the previous record of 65.6 percent by Cody Carlson in 1992. Mariota also finished 2018 with a career-best average of 7.64 yards per attempt (2,528 passing yards), a career-best 357 rushing yards and a career-low eight interceptions. At Houston, he completed 22 of 23 passes to rank second in NFL history with a single-game completion rate of 95.7 percent.

In his time with the Texans, O'Hara was an offensive assistant and helped coach quarterbacks. In 2017, rookie quarterback Deshaun Watson completed 61.8 percent of his passes for 1,699 yards and 19 touchdowns in only seven games before suffering a season-ending injury. Watson set NFL records for most passing touchdowns (19) through a player's first seven career games in NFL history and most passing touchdowns (18 in Weeks 3-8) by a rookie over any five-game span in NFL history. Watson

recorded three games with four-or-more passing touchdowns, joining Fran Tarkenton (1961) as the only rookies in NFL history to do so. He also became the fifth quarterback and first rookie in NFL history to have a five-game stretch of at least 225 passing yards and at least 20 rushing yards.

The Texans won the AFC South in 2015 and 2016 with back-to-back 9-7 records. In 2015, Houston became the first NFL team since 1950 to earn a trip to the postseason with four different starting quarterbacks winning at least one regular season game.

Before joining the Texans, O'Hara spent the 2014 AFL offseason as the director of player personnel for the Jacksonville Sharks, following 10 seasons coaching arena football. He was the head coach for the Los Angeles Avengers (2009), Tri-Cities Fever (AF2, 2009), Orlando Predators (2010-11) and New Orleans VooDoo (2012-14).

While still playing quarterback in the Arena League, O'Hara began his coaching career in 1996 as the quarterbacks coach at Point Loma High School in California. Two years later, he became the quarterbacks coach for New Smyrna Beach (Fla.) High School and was eventually named offensive coordinator at Olympia (Fla.) High School in 2001. O'Hara got his first AFL coaching job as the offensive coordinator of the Tampa Bay Storm in 2005 and held the unique position of a player-coach. Eventually, O'Hara retired as a player in 2007 and landed his first head coaching job with the Los Angeles Avengers (AFL) in 2009.

As a player, O'Hara spent six seasons in Orlando and helped lead the Predators to wins in ArenaBowls XII and XIV. He then joined the Toronto Phantoms in 2001 and the Tampa Bay Storm in 2003, helping lead the Storm to a win in ArenaBowl XVII.

O'Hara attended the University of Southern California, where he played quarterback for the Trojans under head coach Larry Smith. After Rodney Peete left in 1989, O'Hara was poised to take over as USC's starting

quarterback until a knee injury ended his junior season just 10 days before the first game.

After graduating from USC with a degree in public administration, O'Hara was drafted by the Tampa Bay Buccaneers in the 10th round of the 1991 NFL Draft. Following the 1991 season, he was allocated to the World League of American Football's Ohio Glory. He then spent the 1992 and 1993 seasons with the San Diego Chargers before heading to training camp with the Washington Redskins in 1994.


O'Hara has done consulting work in the film industry, coordinating and choreographing football action scenes for movies such as "The Longest Yard," "Invincible," "We Are Marshall" and "The Game Plan." His work includes coaching actors Adam Sandler, Mark Wahlberg and Dwayne "The Rock" Johnson. He appeared on screen in "The Waterboy," "Any Given Sunday," and "The Game Plan."

O'Hara served as an analyst for CBS Sports Network on AFL broadcasts from 2014-18. Additionally, he has worked as a television football analyst for Spectrum Sports/Bright House Sports Network covering Florida High School football and served as the color analyst for the University of Central Florida IMG Radio Network.

A native of Santa Monica (Calif.), O'Hara and his wife, Billie, have two sons: Tyler and Trace.

#### **Pat O'Hara's Coaching Timeline:**

**2018-20:** Quarterbacks, Tennessee Titans  
**2017:** Offensive Assistant/Quarterbacks, Houston Texans  
**2015-16:** Offensive Assistant, Houston Texans  
**2014:** Director of Player Personnel, Jacksonville Sharks (AFL)  
**2012-14:** Head Coach, New Orleans VooDoo (AFL)  
**2010-11:** Head Coach, Orlando Predators (AFL)  
**2009:** Head Coach, Tri-Cities Fever (AF2)  
**2009:** Head Coach, Los Angeles Avengers (AFL)  
**2007-08:** Offensive Coordinator, Tampa Bay Storm (AFL)  
**2005:** Offensive Coordinator, Tampa Bay Storm (AFL)  
**2001-03:** Offensive Coordinator, Olympia (Fla.) High School  
**1998-00:** Quarterbacks, New Smyrna Beach (Fla.) High School  
**1996:** Quarterbacks, Point Loma (Calif.) High School



Frank Piraino is in his second season as strength and conditioning coach with the Titans. He arrived in Tennessee with 16 years of experience in the collegiate ranks developing the strength and conditioning of athletes.

Piraino joined the Titans after serving as head strength and conditioning coach for football at Boston College, where he spent six total seasons (2013-18).

Piraino joined head coach Steve Addazio at Boston College after spending two seasons (2011-12) as his head strength and conditioning coach at Temple and one year as the head strength and conditioning coach for football at Marshall (2010).

He served on the strength and conditioning staff at the University of Florida for five years (2005-09), during a stretch when Florida won a pair of national championships (2006 and 2008) under head coach Urban Meyer.

Piraino also spent time at Notre Dame (2004), Michigan State (2003-04) and Walsh Jesuit (Cuyahoga Falls, Ohio) High School (2000-03), as well as an internship with the Cleveland Indians (2000-01).

A native of Cleveland, Ohio, Piraino earned his bachelor's degree at the University of Akron and later earned a master's degree from Michigan State.

He and his wife, Evan, reside in Nashville.

#### **Frank Piraino's Coaching Timeline:**

**2019-20:** Strength and Conditioning, Tennessee Titans  
**2013-18:** Head Strength and Conditioning, Boston College  
**2011-12:** Head Strength and Conditioning, Temple  
**2010:** Head Strength and Conditioning, Marshall  
**2005-09:** Strength and Conditioning, Florida  
**2004:** Strength and Conditioning, Notre Dame  
**2003-04:** Graduate Assistant, Michigan State  
**2000-03:** Assistant Coach, Walsh Jesuit (Cuyahoga Falls, Ohio) High School

# LUKE STECKEL

## OFFENSIVE ASSISTANT



Luke Steckel is in his eighth season with the Titans and his seventh as an assistant coach.

In 2019, Steckel worked with the Titans wide receivers throughout the offseason and preseason. Second-round draft pick A.J. Brown would go on to lead the 2019 NFL rookie class in receiving yards (1,051), tie for the rookie lead in touchdown receptions (eight), rank fifth among rookies in receptions (52), and place second among all NFL players in receiving average (20.2).

During the 2019 regular season, Steckel's focus was on the quarterbacks. His work contributed to the success of the NFL's Comeback Player of the Year, Ryan Tannehill, who set single-season franchise records and led the NFL with a 117.5 passer rating and a passing average of 9.6 yards per attempt. The Titans offense ranked fourth in the NFL in yards per play (6.12) and first in red zone efficiency (75.6 percent).

In 2018, Steckel helped develop a youthful group of wide receivers. Second-year talent Corey Davis led the offense with 65 receptions, 891 receiving yards and four touchdowns, seeing dramatic increases from his rookie campaign (34 catches for 375 yards). His yardage total ranked ninth among all AFC wide receivers.

Steckel was initially hired by the Titans in 2013 as the assistant to the head coach and then began helping with the running backs the following year. In 2016, he worked with Arthur Smith and the tight ends, and in 2017, he served as assistant wide receivers coach.

Prior to joining the Titans, Steckel spent four seasons with the Cleveland Browns as the assistant to the head coach. In that capacity, he handled a variety of duties for the head coach and the coaching staff.

Steckel was a three-year letterman as a linebacker at Princeton (2004-06), where he earned a degree in political economy. As a senior, he served as team captain and led the Tigers to a 9-1 record and the Ivy League Championship.

Born in Boston, he is the son of former Titans offensive coordinator Les Steckel. Luke Steckel went to Brentwood (Tenn.) High School, where he helped the team to a 5A State Championship as team captain in his senior season.


He and his wife, Lindsay, reside in Nashville.

### Luke Steckel's Coaching Timeline:

- 2018-20:** Offensive Assistant, Tennessee Titans
- 2017:** Assistant Wide Receivers, Tennessee Titans
- 2014-16:** Offensive Assistant, Tennessee Titans
- 2013:** Assistant to the Head Coach, Tennessee Titans
- 2009-12:** Assistant to the Head Coach, Cleveland Browns

# JOHN STREICHER

## COORDINATOR OF FOOTBALL DEVELOPMENT



John Streicher is in his third season with the Titans and his first season as coordinator of football development. He joined the club in 2018 as the assistant to head coach Mike Vrabel.

Prior to his arrival in Tennessee, Streicher spent two years (2016-17) as Texas State's director of football operations. There he managed the day-to-day operations of the program and oversaw recruiting under Bobcats head coach Everett Withers.

From 2014-15, Streicher served on James Madison's football staff. He was promoted to the director of football operations and player personnel in 2015 after originally joining JMU as special assistant to the head coach.

Streicher went to James Madison after spending six seasons on the football staff at Ohio State. He worked the first four years as an equipment manager and his final two years as a student assistant with the defensive staff.

A native of Cincinnati, Ohio, Streicher earned his bachelor's degree in 2012 and his master's degrees in 2014 at Ohio State.


He and his wife, Caroline, reside in Nashville.

### John Streicher's Coaching Timeline:

- 2020:** Coordinator of Football Development, Tennessee Titans
- 2018-19:** Assistant to Head Coach, Tennessee Titans
- 2016-17:** Director of Football Operations, Texas State
- 2015:** Director of Football Operations and Player Personnel, James Madison
- 2014:** Special Assistant to the Head Coach, James Madison
- 2012-13:** Student Assistant/Defense, Ohio State

# MIKE SULLIVAN

## ASSISTANT OFFENSIVE LINE



Mike Sullivan is in his 18th year as an NFL coach and his seventh season with the Titans. He has worked with the Titans offensive line since joining the club in 2014. Having played the position for a number of years within the NFL, Sullivan brings experience and insight to his position.

In 2019, the Titans offense finished third in the NFL in rushing (138.9 yards per game) with Derrick Henry leading the league in rushing yards (1,540). The offensive line protected NFL Comeback Player of the Year Ryan Tannehill as the veteran quarterback led the NFL with a 117.5 passer rating. Third-round rookie Nate Davis started 15 consecutive games (including playoffs) at right guard.

In 2018, his efforts with the offensive line contributed to the NFL's seventh-ranked rushing offense (126.4 yards per game), despite the team utilizing five different starting line combinations due to injuries. Henry finished second in the AFC with 1,059 rushing yards and placed third in the NFL with 12 rushing touchdowns. Left tackle Taylor Lewan was named to his third consecutive Pro Bowl following the 2018 campaign.

In 2016, the revamped Titans offensive line gained a reputation as one of the best lines in the NFL. Lewan earned his first Pro Bowl berth while rookie right tackle Jack Conklin earned first-team Associated Press All-Pro honors. The line paved the way for the AFC's leading rusher, DeMarco Murray (1,287 rushing yards), and allowed the seventh-lowest sack total in the NFL (28).

In his first two years (2014-15), the offensive line group dealt with a myriad of injuries, which forced a number of different starting combinations during his time working with the group. Despite some of the hardships, Lewan earned All-Rookie honors from the Pro Football Writers of America for his play in limited starts in 2014.

In 2013, Sullivan coached two of the Cleveland Browns linemen to Pro Bowl selections – tackle Joe Thomas and center Alex Mack.

Sullivan's third stint with the Browns was preceded by four seasons as an offensive line coach for the San Diego Chargers. His coaching helped lead the Chargers offensive unit to average 1,640 rushing yards and 13 rushing touchdowns per season. He also guided guard Kris Dielman to three Pro Bowl selections (2009, 2010, 2011) and Louis Vasquez to PFWA All-Rookie team in 2009.

Prior to joining the Chargers, Sullivan coached for the Browns on two separate occasions: first from 2001-04 as an assistant offensive line coach and then from 2007-08 as offensive line coach. His second stint with the team helped produce two consecutive Pro Bowl selections for Thomas.

Sullivan also has three seasons of college coaching experience, first as a graduate assistant for his alma mater, the University of Miami (Fla.), in 2000 and then as the offensive line coach for Western Michigan from 2005-06. His coaching career began abroad in 1997, his first of five campaigns coaching in Germany, France and Spain for teams within the European Federation of American Football.

A four-year starter (48 games) for the Miami Hurricanes from 1987-90, Sullivan played both guard and tackle collegiately before being drafted in the sixth round of the 1991 NFL Draft by the Dallas Cowboys. He was a member of two National Title teams in 1987 and 1989 and was inducted into the University of Miami Sports Hall of Fame in 2009. Sullivan would go on to play a total of 48 NFL games, all for the Tampa Bay Buccaneers from 1992-95.

A native of Chicago, he and his wife, Carole, have three children: daughter Teagan and sons Patrick and John.

### Mike Sullivan's Coaching Timeline:

**2019-20:** Assistant Offensive Line, Tennessee Titans  
**2018:** Offensive Assistant, Tennessee Titans  
**2014-17:** Assistant Offensive Line, Tennessee Titans  
**2013:** Offensive Line, Cleveland Browns  
**2009-12:** Offensive Line, San Diego Chargers  
**2007-08:** Offensive Line, Cleveland Browns  
**2005-06:** Offensive Line, Western Michigan University  
**2001-04:** Assistant Offensive Line, Cleveland Browns  
**2000:** Graduate Assistant, University of Miami (Fla.)

# TERRELL WILLIAMS

## DEFENSIVE LINE



Terrell Williams is in his third season with the Titans as defensive line coach. It is his 23rd season in coaching and his ninth campaign in the NFL.

In 2019, Williams helped acclimate first-round rookie Jeffery Simmons to the NFL, while veteran Jurrell Casey earned his fifth consecutive Pro Bowl berth after posting five sacks and a team-high 30 quarterback pressures. The Titans rebounded from a 2-4 start to make the franchise's first AFC Championship Game in 17 years.

In Williams' first season with the Titans, Casey was named to the Pro Bowl after leading the defense with seven sacks. The Titans defense ranked eighth overall (333.4 yards per game), third in points allowed

(18.9 per game), 10th on third down (36.6 percent) and second in the red zone (44.7 touchdown percentage).

Prior to his arrival in Tennessee, Williams' most recent stop was three years (2015-17) with the Miami Dolphins coaching the defensive line. During Williams' three seasons with the Dolphins, defensive end Cameron Wake tallied 29 sacks, which was the eighth-highest total by a player in that period, while Ndamukong Suh totaled the eighth-highest number of sacks (15.5) among defensive tackles. Wake's nine forced fumbles tied for fifth in the NFL over the same span.

In 2016, Williams helped the Dolphins to their most successful season in eight years, winning 10 games and earning their first playoff berth since 2008. Both Suh and Wake earned Pro Bowl selections. Wake returned from an Achilles injury at 34 years old and had one of the most dominant seasons of his eight-year NFL career, finishing third in the AFC and tied for sixth in the NFL with 11.5 sacks. Miami won nine of its final 11 games, and in those 11 contests, Wake was second in the NFL with 10.5 sacks. Suh posted five sacks, and his 72 total tackles set a career high and ranked third among all interior defensive linemen in the league.

In 2015, Williams' first season with Miami, he helped the Dolphins defensive line become one of just four NFL teams to have three players with at least six sacks – seven by Wake, six by Suh and 7.5 by defensive end Olivier Vernon. Wake posted four sacks in a win at Tennessee (10/18), tied for the fifth-most sacks in a single game in club history. Vernon finished the 2015 campaign with 36 quarterback hits, the third-most in the NFL, and tied for fourth among all players with 18 tackles for loss. Among all defensive tackles, Suh was second with 11.5 tackles for loss. He also was tied for fourth among players at his position with 20 quarterback hits.

Williams spent three seasons as the defensive line coach for the Oakland Raiders (2012-14). In 2014, Williams' unit helped the defense rank eighth in the NFL in fewest rushing yards allowed per play (3.97) and finished second in the NFL in stuffs (tackles recorded at or behind the line of scrimmage) with 54.

Prior to joining the Raiders, Williams spent two seasons (2010-11) as defensive line coach at Texas A&M. During his tenure, the Aggies advanced to a pair of bowl games, including a win over Northwestern in the Meineke Car Care Bowl of Texas in 2011. The Aggies led the nation with 51 sacks in 2011 and finished third nationally with an average of eight tackles for loss per game. In 2010, Williams helped lead the Aggies to a share of the program's first Big 12 South crown in more than a decade and a berth in the Cotton Bowl.

From 2006 through 2009, Williams was the defensive line coach at Purdue. During his time with the Boilermakers, he coached the entire line each year with the exception of 2008, when he focused solely on the defensive end position. Williams tutored future NFL lineman Anthony Spencer, who led the NCAA in tackles for loss and was a first-team All-American before becoming a first-round pick of the Dallas Cowboys. He also coached future NFL players Cliff Avril, Alex McGee, Mike Neal, Ryan Kerrigan, Kawann Short and Ryan Baker.

Williams coached the defensive line at Akron from 2004 through 2005. During that period, the Zips won the Mid-American Conference Championship Game (2005) and played in the Motor City Bowl, both marking firsts in program history. Williams spent two years (2002-03) as the defensive line coach at Youngstown State and served on the coaching staff at North Carolina A&T from 1999-2001. He got his start in coaching working with the defensive line at Fort Scott Community College during the 1998 season.

Williams had three summer internships in the NFL during his college coaching tenure. During the summer of 1999, he assisted the Jacksonville Jaguars with the defensive line, and he had a similar role with the Seattle Seahawks in 2007 and with the Dallas Cowboys in 2008.

A native of Los Angeles, Williams played nose guard at East Carolina and helped the Pirates to a Liberty Bowl victory over Stanford in 1995. He transferred to East Carolina from West Los Angeles College and earned a bachelor's degree in communications with a minor in history.

He and his wife, Tifini, have two sons: Tahj and Tyson, who passed away in 2012.

#### **Terrell Williams' Coaching Timeline:**

<b>2018-20:</b>	Defensive Line, Tennessee Titans
<b>2015-17:</b>	Defensive Line, Miami Dolphins
<b>2012-14:</b>	Defensive Line, Oakland Raiders
<b>2010-11:</b>	Defensive Line, Texas A&M
<b>2006-09:</b>	Defensive Line, Purdue
<b>2004-05:</b>	Defensive Line, Akron
<b>2002-03:</b>	Defensive Line, Youngstown State
<b>1999-2001:</b>	Defensive Line, North Carolina A&T
<b>1998:</b>	Defensive Line, Fort Scott CC





TENNESSEE  
**TITANS**

**VETERANS AND  
DRAFT PICKS**

## TENNESSEE TITANS ALPHABETICAL ROSTER

NO.	NAME	POS.	HT.	WT.	BIRTHDATE	EXP.	COLLEGE	HOMETOWN	ACQUIRED
13	Batson, Cameron	WR	5-8	175	12/20/95	3	Texas Tech	Oklahoma City, Okla.	FA-'18
44	Beasley Jr., Vic	OLB	6-3	246	7/8/92	6	Clemson	Adairsville, Ga.	UFA (ATL)-'20
41	Blasingame, Khari	FB/RB	6-0	233	7/1/96	2	Vanderbilt	New Market, Ala.	FA-'19
95	Bledsoe, Amani	DE	6-4	280	2/6/98	1	Oklahoma	Lawrence, Kan.	FA-'19
62	Brewer, Aaron	C	6-1	274	10/28/97	R	Texas State	Dallas, Texas	FA-'20
48	Brinkley, Beau	LS	6-4	260	1/25/90	9	Missouri	Kearney, Mo.	FA-'12
11	Brown, A.J.	WR	6-1	226	6/30/97	2	Mississippi	Starkville, Miss.	D2-'19
55	Brown, Jayon	LB	6-0	226	2/26/95	4	UCLA	Long Beach, Calif.	D5-'17
21	Butler, Malcolm	CB	5-11	190	3/2/90	7	West Alabama	Vicksburg, Miss.	UFA (NE)-'18
31	Byard, Kevin	S	5-11	212	8/17/93	5	Middle Tennessee State	Lithonia, Ga.	D3-'16
36	Campbell, Ibraheim	DB	5-11	208	5/13/92	6	Northwestern	Philadelphia, Pa.	FA-'20
40	Correa, Kamalei	OLB	6-3	241	4/27/94	5	Boise State	Honolulu, Hawaii	T (BAL)-'18
94	Crawford, Jack	DL	6-5	274	9/7/88	9	Penn State	London, United Kingdom	UFA (ATL)-'20
29	Cruikshank, Dane	DB	6-1	209	4/27/95	3	Arizona	Chino Hills, Calif.	D5-'18
84	Davis, Corey	WR	6-3	209	1/11/95	4	Western Michigan	Wheaton, Ill.	D1a-'17
64	Davis, Nate	OL	6-3	316	9/23/96	2	Charlotte	Ashburn, Va.	D3-'19
12	Davis, Rashard	WR	5-9	175	9/14/95	1	James Madison	Charlottesville, Va.	FA-'19
28	Dawkins, Dalyn	RB	5-7	183	12/26/94	1	Colorado State	Louisville, Ky.	FA-'18
92	Dickerson, Matt	DE	6-5	292	11/9/95	3	UCLA	San Mateo, Calif.	FA-'18
75	Douglas, Jamil	G/C	6-4	309	2/28/92	3	Arizona State	Cypress, Calif.	FA-'18
38d	Durden, Kenneth	CB	6-1	180	5/16/92	2	Youngstown State	Valdosta, Ga.	FA-'18
49	Dzubnar, Nick	LB	6-1	240	8/15/91	6	Cal Poly - San Luis Obispo	Mission Viejo, Calif.	UFA (LAC)-'20
32	Evans, Darrynton	RB	5-10	203	7/9/98	R	Appalachian State	Oak Hill, Fla.	D3-'20
54	Evans, Rashaan	LB	6-2	232	11/8/95	3	Alabama	Auburn, Ala.	D1-'18
86	Firkser, Anthony	TE	6-2	246	2/19/95	3	Harvard	Manalapan, N.J.	FA-'18
26	Fulton, Kristian	CB	5-11	197	9/3/98	R	Louisiana State	New Orleans, La.	D2-'20
47	Garrett, Cale	LB	6-1	234	12/2/97	R	Missouri	Kearney, Mo.	FA-'20
67	Gennesy, Avery	OL	6-3	318	2/6/94	1	Texas A&M	Southaven, Miss.	FA-'20
93	Gilbert, Reggie	OLB	6-4	260	4/1/93	3	Arizona	Laveen, Ariz.	T (GB)-'19
57	Harris, Nigel	LB	6-2	225	12/7/94	2	South Florida	Tampa, Fla.	FA-'18
22	Henry, Derrick	RB	6-3	247	1/4/94	5	Alabama	Yulee, Fla.	D2c-'16
88	Herdman, Cole	TE	6-4	238	6/27/95	1	Purdue	Oakton, Va.	FA-'20
83	Hesse, Parker	TE	6-3	261	5/26/95	1	Iowa	Waukon, Iowa	FA-'19
16	Hollister, Cody	WR	6-4	216	11/18/93	3	Arkansas	Bend, Ore.	FA-'19
37	Hooker, Amani	DB	5-11	210	6/14/98	2	Iowa	Minneapolis, Minn.	D4-'19
89	Hudson, Tommy	TE	6-3	255	2/22/97	R	Arizona State	San Jose, Calif.	FA-'20
10	Humphries, Adam	WR	5-11	195	6/24/93	6	Clemson	Spartanburg, S.C.	UFA (TB)-'19
96	Ivie, Joey	DT	6-3	301	1/22/95	2	Florida	Dade City, Fla.	FA-'19
25	Jackson, Adoree'	CB	5-11	185	9/18/95	4	Southern California	East St. Louis, Ill.	D1b-'17
35	Jackson, Chris	DB	5-10	193	4/13/98	R	Marshall	Tallahassee, Fla.	D7b-'20
60	Jones, Ben	C	6-3	308	7/2/89	9	Georgia	Brent, Ala.	UFA (HOU)-'16
90	Jones, DaQuan	DL	6-4	322	12/27/91	7	Penn State	Johnson City, N.Y.	D4a-'14
7	Joseph, Greg	K	6-0	210	8/4/94	2	Florida Atlantic	Boca Raton, Fla.	FA-'19
33	Joseph, Johnathan	CB	5-11	186	4/16/84	15	South Carolina	Rock Hill, S.C.	FA-'20
46	Kalu, Joshua	DB	6-0	203	8/28/95	2	Nebraska	Houston, Texas	FA-'18
56	Kearse-Thomas, Khaylan	LB	5-11	220	2/7/97	R	Arizona State	Rancho Cucamonga, Calif.	FA-'20
71	Kelly, Dennis	T	6-8	321	1/16/90	9	Purdue	Chicago Heights, Ill.	T (PHI)-'16
66	Kemp, Brandon	T	6-6	317	1/18/97	R	Valdosta State	Atlanta, Ga.	FA-'20
69	Kerin, Zac	G	6-5	305	8/13/91	5	Toledo	Lewis Center, Ohio	FA-'20
6	Kern, Brett	P	6-2	214	2/17/86	13	Toledo	Grand Island, N.Y.	W (DEN)-'09
18	Kinsey, Mason	WR	5-10	198	8/29/98	R	Berry College	Demorest, Ga.	FA-'20
58	Landry III, Harold	OLB	6-2	252	6/5/96	3	Boston College	Spring Lake, N.C.	D2-'18
77	Lewan, Taylor	T	6-7	309	7/22/91	7	Michigan	Cave Creek, Ariz.	D1-'14
51	Long Jr., David	LB	5-11	227	10/12/96	2	West Virginia	Cincinnati, Ohio	D6-'19
97	Mack, Isaiah	DT	6-1	299	3/19/96	2	Chattanooga	Tunnel Hill, Ga.	FA-'19
3	McCann, Tucker	K	6-0	218	11/10/97	R	Missouri	O'Fallon, Ill.	FA-'20
2	McDonald, Cole	QB	6-3	215	5/20/98	R	Hawaii	La Mirada, Calif.	D7a-'20
61	McKinney, Anthony	T	6-7	316	10/25/97	R	Texas Christian	Rockford, Ill.	FA-'20
30	Milton, Chris	CB	5-11	190	9/15/92	5	Georgia Tech	Folkston, Ga.	W (IND)-'19
52o	Munyer, Daniel	C	6-1	305	3/4/92	3	Colorado	Harbor City, Calif.	FA-'19

**TENNESSEE TITANS ALPHABETICAL ROSTER (CONTINUED)**

91	Murchison, Larrell	DL	6-2	297	4/24/97	R	North Carolina State	Elizabethtown, N.C.	D5-'20
20d	Orr, Kareem	CB	5-11	195	1/2/97	1	Chattanooga	Chattanooga, Tenn.	FA-'19
20o	Perry, Seniorise	RB	6-0	210	9/19/91	6	Louisville	Summerville, Ga.	FA-'20
85	Pruitt, MyCole	TE	6-2	245	3/24/92	5	Southern Illinois	South Bend, Ind.	FA-'18
72	Quessenberry, David	OL	6-5	310	8/24/90	2	San Jose State	La Jolla, Calif.	FA-'18
14	Raymond, Kalif	WR	5-8	182	8/8/94	3	Holy Cross	Lawrenceville, Ga.	FA-'18
50	Roberson, Derick	OLB	6-3	250	11/15/95	2	Sam Houston State	San Antonio, Texas	FA-'19
76	Saffold III, Rodger	G	6-5	325	6/6/88	11	Indiana	Bedford, Ohio	UFA (LAR)-'19
70	Sambrailo, Ty	T	6-5	311	3/10/92	6	Colorado State	Watsonville, Calif.	FA-'20
38o	Scarlett, Cameron	RB	6-0	219	10/9/96	R	Stanford	Portland, Ore.	FA-'20
98	Simmons, Jeffery	DL	6-4	305	7/28/97	2	Mississippi State	Macon, Miss.	D1-'19
81	Smith, Jonnu	TE	6-3	248	8/22/95	4	Florida International	Ocala, Fla.	D3b-'17
45	Smith, Josh	OLB	6-4	240	2/25/97	1	Vanderbilt	Murfreesboro, Tenn.	FA-'19
73	Smith, Kobe	NT	6-2	312	6/23/98	R	South Carolina	Lawrenceville, Ga.	FA-'20
23	Smith, Tye	CB	6-0	195	5/3/93	5	Towson	Raleigh, N.C.	FA-'17
17	Tannehill, Ryan	QB	6-4	217	7/27/88	9	Texas A&M	Big Spring, Texas	T (MIA)-'19
78	Tart, Teair	DT	6-2	304	2/28/97	R	Florida International	Philadelphia, Pa.	FA-'20
87	Thompson, Trevion	WR	6-2	205	11/14/95	1	Clemson	Durham, N.C.	FA-'19
24	Vaccaro, Kenny	S	6-0	214	2/15/91	8	Texas	Brownwood, Texas	FA-'18
42	Walker, D'Andre	OLB	6-2	251	1/23/97	2	Georgia	College Park, Ga.	D5-'19
15	Westbrook-Ikhine, Nick	WR	6-2	211	3/21/97	R	Indiana	Lake Mary, Fla.	FA-'20
19	Wilkerson, Kristian	WR	6-1	201	1/10/97	R	Southeast Missouri State	Memphis, Tenn.	FA-'20
52d	Williams, Jordan	OLB	6-4	262	3/23/93	3	Tennessee	Gainesville, Fla.	FA-'19
80	Williams, Kyle	WR	5-10	192	10/15/98	R	Arizona State	Murrieta, Calif.	FA-'20
79	Wilson, Isaiah	T	6-6	350	2/12/99	R	Georgia	Brooklyn, N.Y.	D1-'20
39	Wilson, Shaun	RB	5-9	185	12/2/95	2	Duke	Charlotte, N.C.	FA-'19
5	Woodside, Logan	QB	6-1	213	1/27/95	1	Toledo	Frankfort, Ky.	FA-'19

Active Roster Count: 87

As of July 24, 2020

**TENNESSEE TITANS NUMERICAL ROSTER**

NO.	NAME	POS.	HT.	WT.	AGE	EXP.	COLLEGE	HOMETOWN	ACQUIRED
2	Cole McDonald	QB	6-3	215	22	R	Hawaii	La Mirada, Calif.	D7a-'20
3	Tucker McCann	K	6-0	218	22	R	Missouri	O'Fallon, Ill.	FA-'20
5	Logan Woodside	QB	6-1	213	25	1	Toledo	Frankfort, Ky.	FA-'19
6	Brett Kern	P	6-2	214	34	13	Toledo	Grand Island, N.Y.	W (DEN)-'09
7	Greg Joseph	K	6-0	210	25	2	Florida Atlantic	Boca Raton, Fla.	FA-'19
10	Adam Humphries	WR	5-11	195	27	6	Clemson	Spartanburg, S.C.	UFA (TB)-'19
11	A.J. Brown	WR	6-1	226	23	2	Mississippi	Starkville, Miss.	D2-'19
12	Rashard Davis	WR	5-9	175	24	1	James Madison	Charlottesville, Va.	FA-'19
13	Cameron Batson	WR	5-8	175	24	3	Texas Tech	Oklahoma City, Okla.	FA-'18
14	Kalif Raymond	WR	5-8	182	25	3	Holy Cross	Lawrenceville, Ga.	FA-'18
15	Nick Westbrook-Ikhine	WR	6-2	211	23	R	Indiana	Lake Mary, Fla.	FA-'20
16	Cody Hollister	WR	6-4	216	26	3	Arkansas	Bend, Ore.	FA-'19
17	Ryan Tannehill	QB	6-4	217	31	9	Texas A&M	Big Spring, Texas	T (MIA)-'19
18	Mason Kinsey	WR	5-10	198	21	R	Berry College	Demorest, Ga.	FA-'20
19	Kristian Wilkerson	WR	6-1	201	23	R	Southeast Missouri State	Memphis, Tenn.	FA-'20
20d	Kareem Orr	CB	5-11	195	23	1	Chattanooga	Chattanooga, Tenn.	FA-'19
20o	Seniorise Perry	RB	6-0	210	28	6	Louisville	Summerville, Ga.	FA-'20
21	Malcolm Butler	CB	5-11	190	30	7	West Alabama	Vicksburg, Miss.	UFA (NE)-'18
22	Derrick Henry	RB	6-3	247	26	5	Alabama	Yulee, Fla.	D2c-'16
23	Tye Smith	CB	6-0	195	27	5	Towson	Raleigh, N.C.	FA-'17
24	Kenny Vaccaro	S	6-0	214	29	8	Texas	Brownwood, Texas	FA-'18
25	Adoree' Jackson	CB	5-10	186	24	4	Southern California	East St. Louis, Ill.	D1b-'17
26	Kristian Fulton	CB	5-11	197	21	R	Louisiana State	New Orleans, La.	D2-'20
28	Dalyn Dawkins	RB	5-7	183	25	1	Colorado State	Louisville, Ky.	FA-'18
29	Dane Cruikshank	DB	6-1	209	25	3	Arizona	Chino Hills, Calif.	D5-'18

## TENNESSEE TITANS NUMERICAL ROSTER (CONTINUED)

30	Chris Milton	CB	5-11	190	27	5	Georgia Tech	Folkston, Ga.	W (IND)-'19
31	Kevin Byard	S	5-11	212	26	5	Middle Tennessee State	Lithonia, Ga.	D3-'16
32	Darrynton Evans	RB	5-10	203	22	R	Appalachian State	Oak Hill, Fla.	D3-'20
33	Johnathan Joseph	CB	5-11	186	36	15	South Carolina	Rock Hill, S.C.	FA-'20
35	Chris Jackson	DB	5-10	193	22	R	Marshall	Tallahassee, Fla.	D7b-'20
36	Ibraheim Campbell	DB	5-11	208	28	6	Northwestern	Philadelphia, Pa.	FA-'20
37	Amani Hooker	DB	5-11	210	22	2	Iowa	Minneapolis, Minn.	D4-'19
38d	Kenneth Durden	CB	6-1	180	28	2	Youngstown State	Valdosta, Ga.	FA-'18
38o	Cameron Scarlett	RB	6-0	219	23	R	Stanford	Portland, Ore.	FA-'20
39	Shaun Wilson	RB	5-9	185	24	2	Duke	Charlotte, N.C.	FA-'19
40	Kamalei Correa	OLB	6-3	241	26	5	Boise State	Honolulu, Hawaii	T (BAL)-'18
41	Khari Blasingame	FB/RB	6-0	233	24	2	Vanderbilt	New Market, Ala.	FA-'19
42	D'Andre Walker	OLB	6-2	251	23	2	Georgia	College Park, Ga.	D5-'19
44	Vic Beasley Jr.	OLB	6-3	246	28	6	Clemson	Adairsville, Ga.	UFA (ATL)-'20
45	Josh Smith	OLB	6-4	240	23	1	Vanderbilt	Murfreesboro, Ten..	FA-'20
46	Joshua Kalu	DB	6-0	203	24	2	Nebraska	Houston, Texas	FA-'18
47	Cale Garrett	LB	6-1	234	22	R	Missouri	Kearney, Mo.	FA-'20
48	Beau Brinkley	LS	6-4	260	30	9	Missouri	Kearney, Mo.	FA-'12
49	Nick Dzubnar	LB	6-1	240	28	6	Cal Poly - San Luis Obispo	Mission Viejo, Calif.	UFA (LAC)-'20
50	Derick Roberson	OLB	6-3	250	24	2	Sam Houston State	San Antonio, Texas	FA-'19
51	David Long Jr.	LB	5-11	227	23	2	West Virginia	Cincinnati, Ohio	D6-'19
52o	Daniel Munyer	C	6-1	305	28	3	Colorado	Harbor City, Calif.	FA-'19
52d	Jordan Williams	OLB	6-4	262	27	3	Tennessee	Gainesville, Fla.	FA-'19
54	Rashaan Evans	LB	6-2	232	24	3	Alabama	Auburn, Ala.	D1-'18
55	Jayon Brown	LB	6-0	226	25	4	UCLA	Long Beach, Calif.	D5-'17
56	Khaylan Kearse-Thomas	LB	5-11	220	23	R	Arizona State	Rancho Cucamonga, Calif.	FA-'20
57	Nigel Harris	LB	6-2	225	25	2	South Florida	Tampa, Fla.	FA-'18
58	Harold Landry III	OLB	6-2	252	24	3	Boston College	Spring Lake, N.C.	D2-'18
60	Ben Jones	C	6-3	308	31	9	Georgia	Brent, Ala.	UFA (HOU)-'16
61	Anthony McKinney	T	6-7	316	22	R	Texas Christian	Rockford, Ill.	FA-'20
62	Aaron Brewer	C	6-1	274	22	R	Texas State	Dallas, Texas	FA-'20
64	Nate Davis	OL	6-3	316	23	2	Charlotte	Ashburn, Va.	D3-'19
66	Brandon Kemp	T	6-6	317	23	R	Valdosta State	Atlanta, Ga.	FA-'20
67	Avery Gennesy	OL	6-3	318	26	1	Texas A&M	Southaven, Miss.	FA-'20
69	Zac Kerin	G	6-5	305	28	5	Toledo	Lewis Center, Ohio	FA-'20
70	Ty Sambrailo	T	6-5	311	28	6	Colorado State	Watsonville, Calif.	FA-'20
71	Dennis Kelly	T	6-8	321	30	9	Purdue	Chicago Heights, Ill.	T (PHI)-'16
72	David Quessenberry	OL	6-5	305	29	2	San Jose State	La Jolla, Calif.	FA-'18
73	Kobe Smith	NT	6-2	312	22	R	South Carolina	Lawrenceville, Ga.	FA-'20
75	Jamil Douglas	G/C	6-4	309	28	3	Arizona State	Cypress, Calif.	FA-'18
76	Rodger Saffold III	G	6-5	325	32	11	Indiana	Bedford, Ohio	UFA (LAR)-'19
77	Taylor Lewan	T	6-7	309	29	7	Michigan	Cave Creek, Ariz.	D1-'14
78	Teair Tart	DT	6-2	304	23	R	Florida International	Philadelphia, Pa.	FA-'20
79	Isaiah Wilson	T	6-6	350	21	R	Georgia	Brooklyn, N.Y.	D1-'20
80	Kyle Williams	WR	5-10	192	21	R	Arizona State	Murrieta, Calif.	FA-'20
81	Jonnu Smith	TE	6-3	248	24	4	Florida International	Ocala, Fla.	D3b-'17
83	Parker Hesse	TE	6-3	261	25	1	Iowa	Waukon, Iowa	FA-'19
84	Corey Davis	WR	6-3	209	25	4	Western Michigan	Wheaton, Ill.	D1a-'17
85	MyCole Pruitt	TE	6-2	245	28	5	Southern Illinois	South Bend, Ind.	FA-'18
86	Anthony Firkser	TE	6-2	246	25	3	Harvard	Manalapan, N.J.	FA-'18
87	Trevion Thompson	WR	6-2	205	24	1	Clemson	Durham, N.C.	FA-'19
88	Cole Herdman	TE	6-4	238	25	1	Purdue	Oakton, Va.	FA-'20
89	Tommy Hudson	TE	6-3	255	23	R	Arizona State	San Jose, Calif.	FA-'20
90	DaQuan Jones	DL	6-4	322	28	7	Penn State	Johnson City, N.Y.	D4a-'14
91	Larrell Murchison	DL	6-2	297	23	R	North Carolina State	Elizabethtown, N.C.	D5-'20
92	Matt Dickerson	DE	6-5	292	24	3	UCLA	San Mateo, Calif.	FA-'18
93	Reggie Gilbert	OLB	6-4	260	27	3	Arizona	Laveen, Ariz.	T (GB)-'19
94	Jack Crawford	DL	6-5	274	31	9	Penn State	London, United Kingdom	UFA (ATL)-'20
95	Amani Bledsoe	DE	6-4	280	22	1	Oklahoma	Lawrence, Kan.	FA-'19
96	Joey Ivie	DT	6-3	301	25	2	Florida	Dade City, Fla.	FA-'19

## TENNESSEE TITANS NUMERICAL ROSTER (CONTINUED)

97	Isaiah Mack	DT	6-1	299	24	2	Chattanooga	Tunnel Hill, Ga.	FA-'19
98	Jeffery Simmons	DL	6-4	305	22	2	Mississippi State	Macon, Miss.	D1-'19

Active Roster Count: 87

As of July 24, 2020

### HEAD COACH: MIKE VRABEL

**ASSISTANT COACHES:** **ARTHUR SMITH** (offensive coordinator), **CRAIG AUKERMAN** (special teams), **BRIAN BELL** (strength and conditioning assistant), **SCOTT BOOKER** (safeties), **SHANE BOWEN** (outside linebackers), **KEITH CARTER** (offensive line), **RYAN CROW** (assistant special teams), **TONY DEWS** (running backs), **TODD DOWNING** (tight ends), **MATT EDWARDS** (defensive assistant), **MONDRAY GEE** (strength and conditioning assistant), **JIM HASLETT** (inside linebackers), **CHANDLER HENLEY** (quality control), **ZAK KUHR** (defensive quality control), **ANTHONY MIDGET** (secondary), **ROB MOORE** (wide receivers), **PAT O'HARA** (quarterbacks), **FRANK PIRAINO** (strength and conditioning), **LUKE STECKEL** (offensive assistant), **MIKE SULLIVAN** (assistant offensive line), **TERRELL WILLIAMS** (defensive line)

**HOW ACQUIRED KEY:** FA (free agent), UFA (unrestricted free agent), RFA (restricted free agent), D (draft pick), W (waivers), T (trade)

## PRONUNCIATION GUIDE

**Kevin BYARD** (BY-urd); **IBRAHEIM Campbell** (EE-brah-heem); **KAMALEI CORREA** (KAH-mah-lay corr-A-uh); **Dane CRUIKSHANK** (CROOK-shank); **JAMIL Douglas** (juh-MEEL); **Nick DZUBNAR** (duh-ZOOB-nar); **Avery GENNESY** (JIN-ih-see); **DAQUAN Jones** (day-QUAN); **Taylor LEWAN** (leh-WAHN); **SENORISE Perry** (suh-nah-RISS); **TY SAMBRAILO** (sam-BRI-low); **JONNU Smith** (JAH-new); **Ryan TANNEHILL** (TAN-uh-hill)



## TITANS POSITIONAL ROSTER - OFFENSE

### QUARTERBACKS (3)

2	McDonald, Cole	QB	6-3	215	5/20/98	R	Hawaii	La Mirada, Calif.	D7a-'20
17	Tannehill, Ryan	QB	6-4	217	7/27/88	9	Texas A&M	Big Spring, Texas	T (MIA)-'19
5	Woodside, Logan	QB	6-1	213	1/27/95	1	Toledo	Frankfort, Ky.	FA-'19

### RUNNING BACKS/FULLBACKS (7)

41	Blasingame, Khari	FB/RB	6-0	233	7/1/96	2	Vanderbilt	New Market, Ala.	FA-'19
28	Dawkins, Dalyn	RB	5-7	183	12/26/94	1	Colorado State	Louisville, Ky.	FA-'18
32	Evans, Darrynton	RB	5-10	203	7/9/98	R	Appalachian State	Oak Hill, Fla.	D3-'20
22	Henry, Derrick	RB	6-3	247	1/4/94	5	Alabama	Yulee, Fla.	D2c-'16
20	Perry, Seniorise	RB	6-0	210	9/19/91	6	Louisville	Summerville, Ga.	FA-'20
38	Scarlett, Cameron	RB	6-0	219	10/9/96	R	Stanford	Portland, Ore.	FA-'20
39	Wilson, Shaun	RB	5-9	185	12/2/95	2	Duke	Charlotte, N.C.	FA-'19

### WIDE RECEIVERS (12)

13	Batson, Cameron	WR	5-8	175	12/20/95	3	Texas Tech	Oklahoma City, Okla.	FA-'18
11	Brown, A.J.	WR	6-1	226	6/30/97	2	Mississippi	Starkville, Miss.	D2-'19
84	Davis, Corey	WR	6-3	209	1/11/95	4	Western Michigan	Wheaton, Ill.	D1a-'17
12	Davis, Rashard	WR	5-9	175	9/14/95	1	James Madison	Charlottesville, Va.	FA-'19
16	Hollister, Cody	WR	6-4	216	11/18/93	3	Arkansas	Bend, Ore.	FA-'19
10	Humphries, Adam	WR	5-11	195	6/24/93	6	Clemson	Spartanburg, S.C.	UFA (TB)-'19
18	Kinsey, Mason	WR	5-10	198	8/29/98	R	Berry College	Demorest, Ga.	FA-'20
14	Raymond, Kalif	WR	5-8	182	8/8/94	3	Holy Cross	Lawrenceville, Ga.	FA-'18
87	Thompson, Trevion	WR	6-2	205	11/14/95	1	Clemson	Durham, N.C.	FA-'19
15	Westbrook-Ikhine, Nick	WR	6-2	211	3/21/97	R	Indiana	Lake Mary, Fla.	FA-'20
19	Wilkerson, Kristian	WR	6-1	201	1/10/97	R	Southeast Missouri State	Memphis, Tenn.	FA-'20
80	Williams, Kyle	WR	5-10	192	10/15/98	R	Arizona State	Murrieta, Calif.	FA-'20

### TIGHT ENDS (6)

86	Firker, Anthony	TE	6-2	246	2/19/95	3	Harvard	Manalapan, N.J.	FA-'18
88	Herdman, Cole	TE	6-4	238	6/27/95	1	Purdue	Oakton, Va.	FA-'20
83	Hesse, Parker	TE	6-3	261	5/26/95	1	Iowa	Waukon, Iowa	FA-'19
89	Hudson, Tommy	TE	6-3	255	2/22/97	R	Arizona State	San Jose, Calif.	FA-'20
85	Pruitt, MyCole	TE	6-2	245	3/24/92	5	Southern Illinois	South Bend, Ind.	FA-'18
81	Smith, Jonnu	TE	6-3	248	8/22/95	4	Florida International	Ocala, Fla.	D3b-'17

### CENTERS (3)

62	Brewer, Aaron	C	6-1	274	10/28/97	R	Texas State	Dallas, Texas	FA-'20
60	Jones, Ben	C	6-3	308	7/2/89	9	Georgia	Brent, Ala.	UFA (HOU)-'16
52	Munyer, Daniel	C	6-1	305	3/4/92	3	Colorado	Harbor City, Calif.	FA-'19

### GUARDS (5)

64	Davis, Nate	OL	6-3	316	9/23/96	2	Charlotte	Ashburn, Va.	D3-'19
75	Douglas, Jamil	G/C	6-4	309	2/28/92	3	Arizona State	Cypress, Calif.	FA-'18
67	Gennesy, Avery	OL	6-3	318	2/6/94	1	Texas A&M	Southaven, Miss.	FA-'20
69	Kerin, Zac	G	6-5	305	8/13/91	5	Toledo	Lewis Center, Ohio	FA-'20
76	Saffold III, Rodger	G	6-5	325	6/6/88	11	Indiana	Bedford, Ohio	UFA (LAR)-'19

### TACKLES (7)

71	Kelly, Dennis	T	6-8	321	1/16/90	9	Purdue	Chicago Heights, Ill.	T (PHI)-'16
66	Kemp, Brandon	T	6-6	317	1/18/97	R	Valdosta State	Atlanta, Ga.	FA-'20
77	Lewan, Taylor	T	6-7	309	7/22/91	7	Michigan	Cave Creek, Ariz.	D1-'14
61	McKinney, Anthony	T	6-7	316	10/25/97	R	Texas Christian	Rockford, Ill.	FA-'20
72	Quessenberry, David	OL	6-5	310	8/24/90	2	San Jose State	La Jolla, Calif.	FA-'18
70	Sambraio, Ty	T	6-5	311	3/10/92	6	Colorado State	Watsonville, Calif.	FA-'20
79	Wilson, Isaiah	T	6-6	350	2/12/99	R	Georgia	Brooklyn, N.Y.	D1-'20

### LONG SNAPPER (1)

48	Brinkley, Beau	LS	6-4	260	1/25/90	9	Missouri	Kearney, Mo.	FA-'12
----	----------------	----	-----	-----	---------	---	----------	--------------	--------

### PLACEKICKERS (2)

7	Joseph, Greg	K	6-0	210	8/4/94	2	Florida Atlantic	Boca Raton, Fla.	FA-'19
3	McCann, Tucker	K	6-0	218	11/10/97	R	Missouri	O'Fallon, Ill.	FA-'20

## TITANS POSITIONAL ROSTER - DEFENSE

### DEFENSIVE LINEMEN (10)

95	Bledsoe, Amani	DE	6-4	280	2/6/98	1	Oklahoma	Lawrence, Kan.	FA-'19
94	Crawford, Jack	DL	6-5	274	9/7/88	9	Penn State	London, United Kingdom	UFA (ATL)-'20
92	Dickerson, Matt	DE	6-5	292	11/9/95	3	Florida	San Mateo, Calif.	FA-'18
96	Ivie, Joey	DT	6-3	301	1/22/95	2	Florida	Dade City, Fla.	FA-'19
90	Jones, DaQuan	DL	6-4	322	12/27/91	7	Penn State	Johnson City, N.Y.	D4a-'14
97	Mack, Isaiah	DT	6-1	299	3/19/96	2	Chattanooga	Tunnel Hill, Ga.	FA-'19
91	Murchison, Larrell	DL	6-2	297	4/24/97	R	North Carolina State	Elizabethtown, N.C.	D5-'20
98	Simmons, Jeffery	DL	6-4	305	7/28/97	2	Mississippi State	Macon, Miss.	D1-'19
73	Smith, Kobe	NT	6-2	312	6/23/98	R	South Carolina	Lawrenceville, Ga.	FA-'20
78	Tart, Teair	DT	6-2	304	2/28/97	R	Florida International	Philadelphia, Pa.	FA-'20

### LINEBACKERS (15)

44	Beasley Jr., Vic	OLB	6-3	246	7/8/92	6	Clemson	Adairsville, Ga.	UFA (ATL)-'20
55	Brown, Jayon	LB	6-0	226	2/26/95	4	UCLA	Long Beach, Calif.	D5-'17
40	Correa, Kamalei	OLB	6-3	241	4/27/94	5	Boise State	Honolulu, Hawaii	T (BAL)-'18
49	Dzubnar, Nick	LB	6-1	240	8/15/91	6	Cal Poly - San Luis Obispo	Mission Viejo, Calif.	UFA (LAC)-'20
54	Evans, Rashaan	LB	6-2	232	11/8/95	3	Alabama	Auburn, Ala.	D1-'18
47	Garrett, Cale	LB	6-1	234	12/2/97	R	Missouri	Kearney, Mo.	FA-'20
93	Gilbert, Reggie	OLB	6-4	260	4/1/93	3	Arizona	Laveen, Ariz.	T (GB)-'19
57	Harris, Nigel	LB	6-2	225	12/7/94	2	South Florida	Tampa, Fla.	FA-'18
56	Kearse-Thomas, Khaylan	LB	5-11	220	2/7/97	R	Arizona State	Rancho Cucamonga, Calif.	FA-'20
58	Landry III, Harold	OLB	6-2	252	6/5/96	3	Boston College	Spring Lake, N.C.	D2-'18
51	Long Jr., David	LB	5-11	227	10/12/96	2	West Virginia	Cincinnati, Ohio	D6-'19
50	Roberson, Derick	OLB	6-3	250	11/15/95	2	Sam Houston State	San Antonio, Texas	FA-'19
45	Smith, Josh	OLB	6-4	240	2/25/97	1	Vanderbilt	Murfreesboro, Tenn.	FA-'19
42	Walker, D'Andre	OLB	6-2	251	1/23/97	2	Georgia	College Park, Ga.	D5-'19
52	Williams, Jordan	OLB	6-4	262	3/23/93	3	Tennessee	Gainesville, Fla.	FA-'19

### CORNERBACKS (8)

21	Butler, Malcolm	CB	5-11	190	3/2/90	7	West Alabama	Vicksburg, Miss.	UFA (NE)-'18
38	Durden, Kenneth	CB	6-1	180	5/16/92	2	Youngstown State	Valdosta, Ga.	FA-'18
26	Fulton, Kristian	CB	5-11	197	9/3/98	R	Louisiana State	New Orleans, La.	D2-'20
25	Jackson, Adoree'	CB	5-11	185	9/18/95	4	Southern California	East St. Louis, Ill.	D1b-'17
33	Joseph, Johnathan	CB	5-11	186	4/16/84	15	South Carolina	Rock Hill, S.C.	FA-'20
30	Milton, Chris	CB	5-11	190	9/15/92	5	Georgia Tech	Folkston, Ga.	W (IND)-'19
20	Orr, Kareem	CB	5-11	195	1/2/97	1	Chattanooga	Chattanooga, Tenn.	FA-'19
23	Smith, Tye	CB	6-0	195	5/3/93	5	Towson	Raleigh, N.C.	FA-'17

### SAFETIES (7)

31	Byard, Kevin	S	5-11	212	8/17/93	5	Middle Tennessee State	Lithonia, Ga.	D3-'16
36	Campbell, Ibraheim	DB	5-11	208	5/13/92	6	Northwestern	Philadelphia, Pa.	FA-'20
29	Cruikshank, Dane	DB	6-1	209	4/27/95	3	Arizona	Chino Hills, Calif.	D5-'18
37	Hooker, Amani	DB	5-11	210	6/14/98	2	Iowa	Minneapolis, Minn.	D4-'19
35	Jackson, Chris	DB	5-10	193	4/13/98	R	Marshall	Tallahassee, Fla.	D7b-'20
46	Kalu, Joshua	DB	6-0	203	8/28/95	2	Nebraska	Houston, Texas	FA-'18
24	Vaccaro, Kenny	S	6-0	214	2/15/91	8	Texas	Brownwood, Texas	FA-'18

### PUNTERS (1)

6	Kern, Brett	P	6-2	214	2/17/86	13	Toledo	Grand Island, N.Y.	W (DEN)-'09
---	-------------	---	-----	-----	---------	----	--------	--------------------	-------------

As of July 24, 2020

## HOW THE TITANS WERE BUILT

YEAR	DRAFTEES (23)	FREE AGENTS (58)	TRADES/WAIVERS (6)
<b>2020</b>	T Isaiah Wilson (1) CB Kristian Fulton (2) RB Darrynton Evans (3) DL Larrell Murchison (5) QB Cole McDonald (7a) DB Chris Jackson (7b)	OLB Josh Smith (FA) TE Cole Herdman (FA) T Ty Sambrailo (FA) LB Nick Dzubnar (UFA-LAC) OLB Vic Beasley Jr. (UFA-ATL) DL Jack Crawford (UFA-ATL) OL Avery Gennesy (FA) G Zac Kerin (FA) RB Senorise Perry (FA) DB Ibraheim Campbell (FA) CB Johnathan Joseph (FA) C Aaron Brewer (FA) LB Cale Garrett (FA) TE Tommy Hudson (FA) LB Khaylan Kearsse-Thomas (FA) T Brandon Kemp (FA) WR Mason Kinsey (FA) K Tucker McCann (FA) T Anthony McKinney (FA) RB Cameron Scarlett (FA) NT Kobe Smith (FA) DT Teair Tart (FA) WR Nick Westbrook-Ikhine (FA) WR Kristian Wilkerson (FA) WR Kyle Williams (FA)	
<b>2019</b>	DL Jeffery Simmons (1) WR A.J. Brown (2) OL Nate Davis (3) DB Amani Hooker (4) OLB D'Andre Walker (5) LB David Long Jr. (6)	WR Adam Humphries (UFA-TB) G Rodger Saffold III (UFA-LAR) QB Logan Woodside (FA) DT Isaiah Mack (FA) DT Amani Bledsoe (FA) OLB Derick Roberson (FA) TE Parker Hesse (FA) WR Cody Hollister (FA) CB Kareem Orr (FA) OLB Jordan Williams (FA) LB Nigel Harris (FA) WR Rashard Davis (FA) FB/RB Khari Blasingame (FA) C Daniel Munyer (FA) CB Kenneth Durden (FA) DT Joey Ivie (FA) K Greg Joseph (FA) WR Trevion Thompson (FA) RB Shaun Wilson (FA)	QB Ryan Tannehill (T-MIA) OLB Reggie Gilbert (T-GB) CB Chris Milton (W-IND)
<b>2018</b>	LB Rashaan Evans (1) OLB Harold Landry III (2) DB Dane Cruikshank (5)	CB Malcolm Butler (UFA-NE) DE Matt Dickerson (FA) S Kenny Vaccaro (FA) WR Cameron Batson (FA) TE Anthony Firkser (FA) DB Joshua Kalu (FA) RB Dalyn Dawkins (FA) TE MyCole Pruitt (FA) OL David Quessenberry (FA) G/C Jamil Douglas (FA) WR Khalif Raymond (FA)	OLB Kamalei Correa (T-BAL)
<b>2017</b>	WR Corey Davis (1a) CB Adoree' Jackson (1b) TE Jonnu Smith (3b) LB Jayon Brown (5)	CB Tye Smith (FA)	
<b>2016</b>	RB Derrick Henry (2c) S Kevin Byard (3)	C Ben Jones (UFA-HOU)	T Dennis Kelly (T-PHI)
<b>2014</b>	T Taylor Lewan (1) DL DaQuan Jones (4a)		
<b>2012</b>		LS Beau Brinkley (FA)	
<b>2009</b>			P Brett Kern (W-DEN)

As of July 24, 2020





# 13 CAMERON BATSON

WIDE RECEIVER • 5'8" • 175 LBS • COLLEGE: TEXAS TECH  
 ACQUIRED: FREE AGENT - 2018 • NFL EXPERIENCE (NFL/TITANS): 3/3  
 HOMETOWN: OKLAHOMA CITY, OKLA.  
 GAMES PLAYED/GAMES STARTED: 11/2 (PLAYOFFS: 0/0)

**PRO:** The Titans signed Cameron Batson as a rookie free agent following the 2018 NFL Draft. The 5-foot-8-inch, 180-pounder is a shifty route-runner with good burst and run-after-catch ability. The Texas Tech product also has experience in the return game having brought back both kickoffs and punts during his collegiate career. In four seasons with the Red Raiders, Batson collected 157 receptions for 1,499 yards and 14 touchdowns, while returning 22 kickoffs for 417 yards and 65 punts for 394 yards.

### CAREER HIGHLIGHTS:

- In 2018, Batson made the Titans' active roster out of training camp as a rookie free agent. He appeared in 11 games with two starts at wide receiver and posted eight catches for 82 yards.

### TITANS TIDBITS:

- Batson was the valedictorian of his class at Millwood (Okla.) High School, and at Texas Tech, he graduated cum laude with his accounting degree in just over three years. His valedictorian speech – he had 52 in his graduating class – focused on his class, along with his past, and his journey.
- Batson wasn't necessarily expecting to make the team's 53-man roster as a rookie free agent in 2018. So when he walked into general manager Jon Robinson's office during cutdown day, he was expecting the worst. But things took a nice turn, and then something happened even the GM had never experienced before. Robinson told Batson he'd made the team's 53-man roster, and an impromptu prayer broke out. "I sat there and prayed," Batson said, "and Jon bowed his head with me. He said, "That's the first time anyone had ever done that.' ... I just wanted to give God the glory, with everything that is going on good or bad, because without Him nothing is possible."
- He has a dog named Kookie, and runs an Instagram account for her @ms.kookiemonster.
- Batson was roommates with Kansas City Chiefs quarterback Patrick Mahomes at Texas Tech.

### CAREER TRANSACTIONS:

- The Oklahoma City, Okla., native was signed by the Titans as an undrafted free agent on May 11, 2018.
- Waived by the Titans on Sept. 17, 2018 and signed to the team's practice squad a day later.
- Signed by the Titans to their active roster from the practice squad on Oct. 10, 2018.

### SEASON RECAPS:

**2019 (0/0, 0/0):** Spent the entire season on injured reserve after getting injured during training camp.

**2018 (11/2):** Appeared in 11 games with two starts at wide receiver as a rookie and recorded eight receptions for 82 yards. Carried the ball once for one yard. Returned three punts for four yards. Collected a special teams tackle on coverage units. Was inactive for two games. Spent three weeks on the team's practice squad. Saw action in his first career NFL game against Baltimore (10/14/18). Made his first career reception at L.A. Chargers in London (10/21/18). Made his first career start at Indianapolis (11/18/18).

- Against Baltimore (10/14), made his NFL debut as a reserve on special teams and returned one punt for zero yards.
- At Los Angeles Chargers in London (10/21), played as a reserve at wide receiver and hauled in his first NFL reception for no gain.

- At Dallas (11/5), saw action as a reserve at wide receiver and hauled in two receptions for 21 yards. Kept the Titans' second touchdown drive alive with a 12-yard grab on third-and-seven in the second quarter.
- Against New England (11/11), played as a reserve at wide receiver and collected two receptions for 36 yards. Hauled in a 26-yard reception with a toe-drag catch along the sideline in the third quarter.
- At Indianapolis (11/18), made his first career start at wide receiver and caught one pass for five yards. Rushed once for one yard.
- At Houston (11/26), saw action as a reserve at wide receiver and hauled in one reception for 13 yards. Collected a special teams stop on coverage units.
- Against N.Y. Jets (12/2), started at wide receiver and caught one pass for seven yards.

### COLLEGE:

- Appeared in 50 games over four seasons at Texas Tech and totaled 157 receptions for 1,499 yards and 14 touchdowns. Also returned 22 kickoffs for 417 yards and returned 65 punts for 394 yards.
- As a senior (2017), saw action in all 13 games with nine starts. Set a single-season career-high with 924 all-purpose yards. Caught 59 passes for 487 yards and five touchdowns. Returned 14 kicks for 308 yards and 17 punts for 91 yards. Also rushed six times for 38 yards. Named a semifinalist for the Campbell Award given to the best football scholar-athlete in the nation and named first-team Academic All-Big 12.
- As a junior (2016), appeared in all 12 games with 10 starts and his 60 receptions ranked second on the team and his 644 receiving yards ranked fourth on the squad. Scored eight touchdowns on the season. Returned 13 kickoffs for 308 yards and 17 punts for 157 yards. Named first-team Academic All-Big 12.
- As a sophomore (2015), saw action in all 13 games and finished the season with 29 receptions for 327 yards and one touchdown. Returned 13 punts for 81 yards. Named Academic All-Big 12 first-team honoree.
- As a true freshman (2014), played in 12 games and tallied nine receptions for 41 yards. Returned 18 punts for 65 yards.
- Graduated cum laude with a degree in accounting in 2017 from Texas Tech.

### PERSONAL:

- Attended Millwood (Okla.) High School where he was named the Oklahoma Gatorade State Player of the Year and The Oklahoman's first-team All-State selection.
- As a senior, passed for over 2,000 yards, rushed for over 1,200 yards and returned four punts for touchdowns. As a defensive back, tallied 48 tackles and 19 career interceptions, including five interceptions he returned for touchdowns.
- Helped guide his high school basketball team to a state championship as a junior.
- Son of Ericka Batson and Willie Batson III and has twin sisters, Caira and Carmen.
- Follow Batson on Twitter at @KillaCam\_3\_.
- Follow Batson on Instagram at @Camb\_13.
- Born Cameron Malik Batson on Dec. 20, 1995 in Oklahoma City, Okla.

## CAMERON BATSON'S GAME-BY-GAME

2018 Tennessee Titans				RECEIVING															
Date	Opp.	W/L	P/S	No	Yds	Avg	Lg	TD											
Sept 9	@ Mia	L	IA						Dec 2	NYJ	W	S	1	7	7.0	7	0		
Sept 16	Hou	W	IA						Dec 6	Jax	W	p	0	0	-	0	0		
Sept 23	@ Jax	W	PS						Dec 16	@ NYG	W	p	0	0	-	0	0		
Sept 30	Phi	W	PS						Dec 22	Was	W	p	0	0	-	0	0		
Oct 7	@ Buf	L	PS						Dec 30	Ind	L	p	0	0	-	0	0		
Oct 14	Bal	L	p	0	0	-	0	0	<b>Totals</b>				<b>9-7</b>	<b>11/2</b>	<b>8</b>	<b>82</b>	<b>10.3</b>	<b>26</b>	<b>0</b>
Oct 21	@ LAC	L	p	1	0	0.0	0	0											
Nov 5	@ Dal	W	p	2	21	10.5	12	0											
Nov 11	NE	W	p	2	36	18.0	26	0											
Nov 18	@ Ind	L	S	1	5	5.0	5	0											
Nov 26	@ Hou	L	p	1	13	13.0	13	0											

## CAMERON BATSON'S NFL STATISTICS

REGULAR SEASON				RECEIVING						RUSHING				
Year	Team	GP	GS	No	Yds	Avg	Lg	TD	Att	Yds	Avg	Lg	TD	
2018	Tennessee	11	2	8	82	10.3	26	0	1	1	1.0	1	0	
2019	Tennessee	0	0						Injured Reserve					
<b>NFL Totals</b>		<b>11</b>	<b>2</b>	<b>8</b>	<b>82</b>	<b>10.3</b>	<b>26</b>	<b>0</b>	<b>1</b>	<b>1</b>	<b>1.0</b>	<b>1</b>	<b>0</b>	

REGULAR SEASON				PUNT RETURNS				KICKOFF RETURNS				
Year	Team	No	FC	Yds	Avg	Lg	TD	No	Yds	Avg	Lg	TD
2018	Tennessee	3	1	4	1.3	5	0	0	0	-	-	0
2019	Tennessee							Injured Reserve				
<b>NFL Totals</b>		<b>3</b>	<b>1</b>	<b>4</b>	<b>1.3</b>	<b>5</b>	<b>0</b>	<b>0</b>	<b>0</b>	<b>-</b>	<b>-</b>	<b>0</b>

Single-Game Highs

Receptions - 2 (Twice, last vs. New England 11/11/18)  
 Receiving Yards - 36 vs. New England (11/11/18)  
 Long Reception - 26 vs. New England (11/11/18)  
 Attempts - 1 at Indianapolis (11/18/18)  
 Rushing Yards - 1 at Indianapolis (11/18/18)  
 Long Rush - 1 at Indianapolis (11/18/18)  
 Punt Returns - 2 vs. Jacksonville (12/6/18)  
 Punt Return Yards - 4 vs. Jacksonville (12/6/18)  
 Punt Return Long - 5 vs. Jacksonville (12/6/18)

Additional Career Statistics

Special Teams Tackles - 1 (2018)



# 44 VIC BEASLEY JR.

OUTSIDE LINEBACKER • 6'3" • 246 LBS • COLLEGE: CLEMSON  
 ACQUIRED: UNRESTRICTED FREE AGENT (ATLANTA) - 2020  
 NFL EXPERIENCE (NFL/TITANS): 6/1 • HOMETOWN: ADAIRSVILLE, GA.  
 GAMES PLAYED/GAMES STARTED: 78/60 (PLAYOFFS: 5/4)



## Pro Bowl: 2016

**PRO:** The Titans signed unrestricted free agent Vic Beasley Jr. in the 2020 offseason to bolster the team's depth and experience at outside linebacker. The 6-foot-3-inch, 246-pounder saw action in 78 games with 60 starts while totaling 156 tackles, 37.5 sacks, one interception, 36 tackles for loss, 11 forced fumbles, 12 passes defended, and 46 quarterback hits during his first five seasons (2015-19) with the Atlanta Falcons. The former 2015 first-round pick has shown incredible burst as a pass rusher as a pro and was named to his lone Pro Bowl in 2016 after leading the NFL with 15.5 sacks.

### CAREER HIGHLIGHTS:

- In 2019, Beasley Jr. notched a career-best 42 tackles, including eight for a loss and eight sacks.
- In 2016, Beasley Jr. led the NFL with 15.5 sacks and added 39 tackles, 10 tackles for loss, six forced fumbles and 28 quarterback hurries. Named to his first Pro Bowl and earned AP All-Pro honors for his breakout performance in 2016.
- In 2015, Beasley Jr. started all 16 games and led the team with a club rookie record four sacks.

### TITANS TIDBITS:

- Beasley Jr.'s late father, Victor, played football at Auburn from 1982-1984.

### CAREER TRANSACTIONS:

- The Adairsville, Ga., native was selected by the Atlanta Falcons in the first round (eighth overall) of the 2015 NFL Draft.
- Signed by the Titans as an unrestricted free agent on March 31, 2020.

### SEASON RECAPS:

**2019 (16/15 - Atlanta):** Played in all 16 games with 15 starts and recorded a career-high 42 tackles, including eight for a loss, eight sacks, 12 quarterback hits, two forced fumbles and two passes defended.

- At New Orleans (11/10), notched four tackles, including 1.5 sacks and two quarterback hits in the road victory.
- Against Carolina (12/8), recorded two strip-sacks, with one fumble recovered by Tyler Davison that led to a 13-yard touchdown run by Devonta Freeman.
- At San Francisco (12/15), matched a season-high with five tackles, including a sack and a quarterback hit in a road win against the eventual NFC champions.

**2018 (16/9 - Atlanta):** Played in all 16 games with nine starts, recording 20 tackles, five sacks, three passes defended, a fumble recovery for a touchdown, seven tackles for loss and eight quarterback hits.

- Against Dallas (11/18), recorded his first double-sack game since 2016.
- Against Baltimore (12/2), recorded his second-career fumble recovery for a touchdown when he scooped up a loose ball and raced 74 yards for a score.

**2017 (14/8, 2/2 - Atlanta):** Saw action in 14 games with eight starts and recorded 29 tackles, seven tackles for loss, five quarterback hits, a pass defended, a forced fumble and five sacks. Was inactive for two games. Started two postseason games and logged six tackles with a sack, a tackle for loss, a quarterback hit, and a pass defended.

- At Chicago (9/10), posted two tackles, including a sack and a stop for loss.
- Against Green Bay (9/17), collected two tackles, including a sack and a forced fumble. His strip-sack of Aaron Rodgers led to a 15-yard fumble return touchdown by Desmond Trufant in Week 2.

- At Carolina (11/5), registered five tackles, including a sack and two tackles for loss

**2016 (16/12, 3/2 - Atlanta):** Named to his first Pro Bowl and earned Associated Press All-Pro honors. Saw action in all 16 games with 12 starts and led the NFL with 15.5 sacks. Posted 39 tackles, 15 quarterback hits, 10 tackles for loss, six forced fumbles and 28 quarterback pressures. His 15.5 sacks were the second-most by a Falcon in a single season since sacks became an official statistic in 1982. Only John Abraham had more sacks with 16.5 in 2008.

- At Denver (10/9), had a breakout game, posting a career-best 3.5 sacks and eight total tackles to go along with a pair of forced fumbles. His 3.5 sacks tied for the fourth-most in a single game in franchise history (Chuck Smith/Claude Humphrey 5.0; Claude Humphrey 4.0; John Abraham 3.5) and were the most by a player in the 2016 season.
- Against San Diego (10/23), posted three tackles, including two sacks, a tackle for loss and a forced fumble.
- At Philadelphia (11/13), registered four tackles, including a pair of sacks, a stop for loss and a forced fumble.
- Against Kansas City (12/4), became the first Falcons player to record double-digit sacks in a single season since John Abraham (10) in 2012, dropping Alex Smith for a four-yard loss. Also tied Lester Archambeau for the second-most forced fumbles in a single season in club history with five.
- At L.A. Rams (12/11), recorded his fourth multi-sack game of the season and scored his first career touchdown. Forced his sixth fumble of the season and returned the ball 21 yards for a touchdown. Became the 10th player in NFL history to have three sacks and a fumble return for a touchdown in a game since sacks became an official statistic in 1982.
- Against New England (2/5), started at outside linebacker and notched a quarterback pressure and a pass defended in Super Bowl LI.

**2015 (16/16 - Atlanta):** Started all 16 games and led the team with four sacks to go along with 27 tackles, an interception, two forced fumbles, and two passes defended. His four sacks were a Falcons rookie record.

- Against Philadelphia (9/14), started his first NFL game and recorded three tackles while adding a quarterback hit and a pass defended.
- At N.Y. Giants (9/20), notched his first NFL sack dropping Eli Manning and forcing a fumble. Also added five tackles.
- At Dallas (9/27), started and posted his second sack. Dropped Brandon Weeden for a nine-yard loss on a key third-down play in the fourth quarter. Added two tackles in the come-from-behind win.
- At Carolina (12/13), notched his third sack of the season, dropping Cam Newton for a 13-yard loss.
- Against Carolina (12/27), posted four tackles, a pass defended, a forced fumble and his fourth sack of the season. Sealed the win with a 13-yard strip-sack of Cam Newton in the fourth quarter.

### COLLEGE:

- Played in 48 games with 25 starts at Clemson, and posted 101 tackles, 52.5 tackles for loss, 33 sacks, 29 quarterback pressures, 11 pass breakups, seven forced fumbles, two fumble recoveries and two touchdowns in his career. Finished his career first in school history in sacks, fourth in tackles for loss and tied for seventh in forced fumbles. Selected as a two-time, first-team All-American and a two-time, first-team All-ACC selection.
- As a senior (2014), named one of three finalists for the Bednarik Award, one of four finalists for the Lombardi Award, one of six finalists for the Hendricks Award and one of nine semifinalists for the Lott Impact Trophy. Named Associated Press first-team All-American and selected the ACC

Defensive Player of the Year by the media and coaches. Played in 13 games with 12 starts and collected 37 tackles, a team-high 21.5 tackles for loss, a team-high 12 sacks, nine quarterback pressures, three passes defended, two forced fumbles, one fumble recovery and a 16-yard fumble return for a touchdown.

- As a junior (2013), named one of six finalists for the Hendricks Award, one of 12 semifinalists for the Lombardi Award and one of 16 semifinalists for the Bednarik Award. Named a consensus All-American and was a first-team All-ACC selection by the media, and coaches. Started all 13 games and produced 44 tackles, 23 tackles for loss, 13 sacks, 12 quarterback pressures, six pass breakups, four forced fumbles and one fumble recovery. Led the team in tackles for loss, sacks and forced fumbles. Ranked third in the nation in tackles for loss, tied for third in the country in sacks and tied for 10th in the nation in forced fumbles.
- As a sophomore (2012), appeared in 13 games and collected 18 tackles, eight tackles for loss, a team-high eight sacks (fourth-most in the ACC and the only freshman or sophomore in the top 10), eight quarterback pressures, two passes defended and one forced fumble.
- As a redshirt freshman (2011), played as a reserve in nine games and posted two tackles and a special teams stop. Clemson had a 9-0 record in his nine games.
- Redshirted during the 2010 season.
- Graduated with a degree in sociology in the summer of 2014 before his final season at Clemson.

**PERSONAL:**

- Attended Adairsville (Ga.) High School, where he played linebacker, running back and wide receiver.
- During his senior year, produced 102 tackles, 12 tackles for loss and an interception. Posted 120 rushes for 828 yards and seven touchdowns. Also had seven punt returns for a 17.3-yard average and two touchdowns. In his only kickoff return, he took it 80 yards for a touchdown.
- Was first-team all-state by the Associated Press and Georgia Sportswriter Association. Named all-county and all-area as a junior and senior.
- As a junior, tallied 57 tackles, two recovered fumbles and an interception while collecting 15 receptions for 200 yards as a junior.
- Played high school basketball and AAU basketball. Averaged a double-double for the AAU Georgia All-Stars.
- Follow Beasley Jr. on Twitter and on Instagram at @VicBeasley3.
- Born Victor Ramon Beasley Jr. on July 8, 1992 in Adairsville, Ga.

**VIC BEASLEY JR.'S GAME-BY-GAME**

**2015 Atlanta Falcons**

Date	Opp	W/L	P/S	Tot Solo Asst	Sk - Yds	QBP	TFL	Int - Yds	-TD	PD	FF	FR - Yds	SpT
Sept 14	Phi	W	S	3 1 2	0.0 0.0	1	0	0 0	0	1	0	0	0
Sept 20	@ NYG	W	S	5 3 2	1.0 0.0	0	0	0 0	0	1	0	0	0
Sept 27	@ Dal	W	S	2 2 0	1.0 9.0	1	1	0 0	0	0	0	0	0
Oct 4	Hou	W	S	1 1 0	0.0 0.0	1	0	0 0	0	0	0	0	0
Oct 11	Was	W	S	1 1 0	0.0 0.0	0	0	0 0	0	0	0	0	0
Oct 15	@ NO	L	S	3 2 1	0.0 0.0	0	0	0 0	0	0	0	0	0
Oct 25	@ Ten	W	S	2 2 0	0.0 0.0	1	0	0 0	0	0	0	0	0
Nov 1	TB	L	S	1 0 1	0.0 0.0	0	0	0 0	0	0	0	0	0
Nov 8	@ SF	L	S	1 1 0	0.0 0.0	0	0	1 0	0	1	0	0	0
Nov 22	Ind	L	S	1 1 0	0.0 0.0	0	0	0 0	0	0	0	0	0
Nov 29	Min	L	S	0 0 0	0.0 0.0	0	0	0 0	0	1	0	0	0
Dec 6	@ TB	L	S	0 0 0	0.0 0.0	0	0	0 0	0	0	0	0	0
Dec 13	@ Car	L	S	2 2 0	1.0 13.0	1	1	0 0	0	0	0	0	0
Dec 20	@ Jax	W	S	0 0 0	0.0 0.0	0	0	0 0	0	0	0	0	0
Dec 27	Car	W	S	4 4 0	1.0 13.0	0	0	0 0	0	1	0	0	0
Jan 3	NO	L	S	0 0 0	0.0 0.0	0	0	0 0	0	0	0	0	0
<b>Totals</b>		<b>8-8</b>	<b>16/16</b>	<b>26 20 6</b>	<b>4.0 35.0</b>	<b>5</b>	<b>2</b>	<b>1 0</b>	<b>0 3</b>	<b>2 0</b>	<b>0 0</b>	<b>0 0</b>	<b>0 0</b>

**2016 Atlanta Falcons**

Date	Opp	W/L	P/S	Tot Solo Asst	Sk - Yds	QBP	TFL	Int - Yds	-TD	PD	FF	FR - Yds	SpT
Sept 11	TB	L	S	0 0 0	0.0 0.0	0	0	0 0	0	0	0	0	0
Sept 18	@ Oak	W	S	2 2 0	1.0 0.0	1	0	0 0	0	0	0	0	0
Sept 26	@ NO	W	p	3 3 0	0.0 0.0	1	1	0 0	0	0	0	0	0
Oct 2	Car	W	S	1 1 0	0.0 0.0	1	1	0 0	0	0	0	0	0
Oct 9	@ Den	W	S	8 7 1	3.5 26.0	3	1	0 0	0	2	0	0	0
Oct 16	@ Sea	L	S	3 2 1	0.0 0.0	0	0	0 0	0	1	0	0	0
Oct 23	SD	L	S	3 2 1	2.0 13.0	2	1	0 0	0	1	0	0	0
Oct 30	GB	W	p	3 2 1	1.0 7.0	1	1	0 0	0	0	0	0	0
Nov 3	@ TB	W	S	3 2 1	0.0 0.0	0	0	0 0	0	0	0	0	0
Nov 13	@ Phil	L	S	4 3 1	2.0 10.0	1	1	0 0	0	1	0	0	0
Nov 27	Ari	W	p	0 0 0	0.0 0.0	2	0	0 0	0	1	0	0	0
Dec 4	KC	L	S	1 1 0	1.0 4.0	1	0	0 0	0	1	0	0	0
Dec 11	@ LAR	W	p	3 3 0	3.0 27.0	2	2	0 0	0	1	1	21	0
Dec 18	SF	W	S	1 1 0	1.0 5.0	0	1	0 0	0	0	0	0	0
Dec 24	@ Car	W	S	2 1 1	0.0 0.0	0	0	0 0	0	0	0	0	0
Jan 1	NO	W	S	2 2 0	1.0 1.0	1	2	0 0	0	0	0	0	0
<b>Totals</b>		<b>11-5</b>	<b>16/2</b>	<b>3 2 1</b>	<b>15.5 93.0</b>	<b>16</b>	<b>11</b>	<b>0 0</b>	<b>0 2</b>	<b>6 1</b>	<b>21</b>	<b>0</b>	<b>0</b>
<b>Playoffs</b>													
Jan 14	Sea	W	p	2 0 2	0.0 0.0	0	0	0 0	0	0	0	0	0
Jan 22	GB	W	S	0 0 0	0.0 0.0	0	0	0 0	0	1	0	0	0
Jan 5	vs NE	L	S	0 0 0	0.0 0.0	1	0	0 0	0	1	0	0	0
<b>Totals</b>		<b>2-1</b>	<b>3/2</b>	<b>2 0 2</b>	<b>0.0 0.0</b>	<b>1</b>	<b>0</b>	<b>0 0</b>	<b>0 2</b>	<b>0 0</b>	<b>0 0</b>	<b>0 0</b>	<b>0 0</b>

**2017 Atlanta Falcons**

Date	Opp	W/L	P/S	Tot Solo Asst	Sk - Yds	QBP	TFL	Int - Yds	-TD	PD	FF	FR - Yds	SpT
Sept 10	@ Chi	W	p	2 2 0	1.0 4.0	1	1	0 0	0	0	0	0	0
Sept 17	GB	W	S	2 1 1	1.0 15.0	1	0	0 0	0	0	1	0	0
Sept 24	@ Det	W	IA										
Oct 1	Buf	L	IA										
Oct 15	Mia	L	p	1 0 1	0.0 0.0	0	0	0 0	0	0	0	0	0
Oct 22	@ NE	L	p	5 4 1	1.0 1.0	1	2	0 0	0	0	0	0	0
Oct 29	@ NYJ	W	S	1 1 0	0.0 0.0	0	0	0 0	0	0	0	0	0
Nov 5	@ Car	L	S	5 4 1	1.0 8.0	1	2	0 0	0	0	0	0	0
Nov 12	Dal	W	S	2 2 0	0.0 0.0	0	0	0 0	0	0	0	0	0
Nov 20	@ Sea	W	S	1 0 1	0.0 0.0	0	0	0 0	0	1	0	0	0
Nov 26	TB	W	S	0 0 0	0.0 0.0	0	0	0 0	0	0	0	0	0
Dec 3	Min	L	S	5 5 0	0.0 0.0	0	1	0 0	0	0	0	0	0
Dec 7	NO	W	S	1 1 0	0.0 0.0	0	0	0 0	0	0	0	0	0
Dec 18	@ TB	W	p	1 0 1	0.0 0.0	0	0	0 0	0	0	0	0	0
Dec 24	@ NO	L	p	2 2 0	0.0 0.0	0	1	0 0	0	1	0	0	0
Dec 31	Car	W	p	1 1 0	1.0 8.0	1	1	0 0	0	0	0	0	0
<b>Totals</b>		<b>10-6</b>	<b>14/8</b>	<b>29 23 6</b>	<b>5.0 36.0</b>	<b>5</b>	<b>8</b>	<b>0 0</b>	<b>0 2</b>	<b>1 0</b>	<b>0 0</b>	<b>0 0</b>	<b>0 0</b>
<b>Playoffs</b>													
Jan 6	@ LAR	W	S	3 2 1	1.0 1.0	1	1	0 0	0	1	0	0	0
Jan 13	@ Phi	L	S	3 3 0	0.0 0.0	0	0	0 0	0	0	0	0	0
<b>Totals</b>		<b>1-1</b>	<b>2/2</b>	<b>6 5 1</b>	<b>1.0 1.0</b>	<b>1</b>	<b>1</b>	<b>0 0</b>	<b>0 0</b>	<b>1 0</b>	<b>0 0</b>	<b>0 0</b>	<b>0 0</b>

**2018 Atlanta Falcons**

Date	Opp	W/L	P/S	Tot Solo Asst	Sk - Yds	QBP	TFL	Int - Yds	-TD	PD	FF	FR - Yds	SpT
Sept 6	@ Phi	L	S	1 1 0	0.0 0.0	0	0	0 0	0	0	0	0	0
Sept 16	Car	W	S	2 0 2	0.0 0.0	0	0	0 0	0	0	0	0	0
Sept 23	NO	L	S	2 2 0	1.0 5.0	1	1	0 0	0	0	0	0	0
Sept 30	Cin	L	S	1 1 0	0.0 0.0	0	0	0 0	0	1	0	0	0
Oct 7	@ Pit	L	p	0 0 0	0.0 0.0	2	0	0 0	0	0	0	0	0
Oct 14	TB	W	S	0 0 0	0.0 0.0	0	0	0 0	0	0	0	0	0
Oct 22	NYG	W	S	1 1 0	0.0 0.0	0	0	0 0	0	0	0	0	0
Nov 4	@ Was	W	S	0 0 0	0.0 0.0	1	0	0 0	0	0	0	0	0
Nov 11	@ Cle	L	p	0 0 0	0.0 0.0	0	0	0 0	0	0	0	0	0
Nov 18	Dal	L	p	3 3 0	2.0 17.0	2	2	0 0	0	0	0	0	0
Nov 22	@ NO	L	p	1 1 0	0.0 0.0	0	0	0 0	0	0	0	0	0
Dec 2	Bal	L	S	2 2 0	0.0 0.0	0	1	0 0	0	0	0	1	74
Dec 9	@ GB	L	S	2 1 1	1.0 12.0	1	1	0 0	0	0	0	0	0
Dec 16	Ari	W	p	3 3 0	1.0 2.0	1	2	0 0	0	2	0	0	0
Dec 23	@ Car	W	p	2 1 1	0.0 0.0	0	0	0 0	0	0	0	0	0
Dec 30	@ TB	W	p	0 0 0	0.0 0.0	0	0	0 0	0	0	0	0	0
<b>Totals</b>		<b>7-9</b>	<b>16/9</b>	<b>20 16 4</b>	<b>5.0 36.0</b>	<b>8</b>	<b>7</b>	<b>0 0</b>	<b>0 3</b>	<b>0 1</b>	<b>74</b>	<b>0</b>	<b>0</b>

## VIC BEASLEY JR.'S GAME-BY-GAME CONT.

### 2019 Atlanta Falcons

Date	Opp	W/L	P/S	Tot	Solo	Asst	Sk	- Yds	QBP	TFL	Int	- Yds	-TD	PD	FF	FR	- Yds	SpT
Sept 8	Min	L	S	3	2	1	0.0	0.0	0	0	0	0	0	0	0	0	0	0
Sept 15	Phi	W	S	1	1	0	1.0	4.0	3	1	0	0	0	0	0	0	0	0
Sept 22	@ Ind	L	S	3	2	1	0.5	5.0	2	0	0	0	0	0	0	0	0	0
Sept 29	Ten	L	S	4	1	3	0.0	0.0	0	1	0	0	0	0	0	0	0	0
Oct 6	@ Hou	L	S	0	0	0	0.0	0.0	0	0	0	0	0	0	0	0	0	0
Oct 13	@ Ari	L	S	1	1	0	0.0	0.0	0	0	0	0	0	1	0	0	0	0
Oct 20	LAR	L	p	2	2	0	0.0	0.0	0	0	0	0	0	0	0	0	0	0
Oct 27	Sea	L	S	5	3	2	0.0	0.0	0	0	0	0	0	0	0	0	0	0
Nov 10	@ NO	W	S	4	3	1	1.5	10.0	2	1	0	0	0	0	0	0	0	0
Nov 17	@ Car	W	S	2	2	0	1.0	13.0	1	1	0	0	0	1	0	0	0	0
Nov 24	TB	L	S	1	1	0	0.0	0.0	0	0	0	0	0	0	0	0	0	0
Nov 28	NO	L	S	2	0	2	0.0	0.0	0	0	0	0	0	0	0	0	0	0
Dec 8	Car	W	S	4	4	0	2.0	23.0	2	1	0	0	0	0	2	0	0	0
Dec 15	@ SF	W	S	5	3	2	1.0	7.0	1	1	0	0	0	0	0	0	0	0
Dec 22	Jax	W	S	2	2	0	1.0	7.0	1	1	0	0	0	0	0	0	0	0
Dec 29	@ TB	W	S	3	1	2	0.0	0.0	0	1	0	0	0	0	0	0	0	0
<b>Totals</b>				<b>7-9</b>	<b>16/15</b>	<b>42</b>	<b>28</b>	<b>14</b>	<b>8.0</b>	<b>69.0</b>	<b>12</b>	<b>8</b>	<b>0</b>	<b>0</b>	<b>2</b>	<b>2</b>	<b>0</b>	<b>0</b>

## VIC BEASLEY JR.'S NFL STATISTICS

REGULAR SEASON			TACKLES								INTERCEPTIONS					FUMBLES			
Year	Team	GP	GS	Tot	Solo	Asst	Sk	Yds	QBP	TFL	No	Yds	Lg	TD	PD	FF	FR	Yds	SpT
2015	Atlanta	16	16	26	20	6	4.0	35.0	NA	2	1	0	0	0	3	2	0	0	0
2016	Atlanta	16	12	39	32	7	15.5	93.0	NA	11	0	0	0	0	2	6	1	21	0
2017	Atlanta	14	8	29	23	6	5.0	36.0	NA	8	0	0	0	0	2	1	0	0	0
2018	Atlanta	16	9	20	16	4	5.0	36.0	NA	7	0	0	0	0	3	0	1	74	0
2019	Atlanta	16	15	42	28	14	8.0	69.0	NA	8	0	0	0	0	2	2	0	0	0
<b>NFL Totals</b>		<b>78</b>	<b>60</b>	<b>156</b>	<b>119</b>	<b>37</b>	<b>37.5</b>	<b>269.0</b>	<b>NA</b>	<b>36</b>	<b>1</b>	<b>0</b>	<b>0</b>	<b>0</b>	<b>12</b>	<b>11</b>	<b>2</b>	<b>95</b>	<b>0</b>


PLAYOFFS			TACKLES								INTERCEPTIONS					FUMBLES			
Year	Team	GP	GS	Tot	Solo	Asst	Sk	Yds	QBP	TFL	No	Yds	Lg	TD	PD	FF	FR	Yds	SpT
2016	Atlanta	3	2	2	0	2	0.0	0.0	NA	0	0	0	0	0	2	0	0	0	0
2017	Atlanta	2	2	6	5	1	1.0	1.0	NA	1	0	0	0	0	1	0	0	0	0
<b>NFL Totals</b>		<b>5</b>	<b>4</b>	<b>8</b>	<b>5</b>	<b>3</b>	<b>1.0</b>	<b>1.0</b>	<b>NA</b>	<b>1</b>	<b>0</b>	<b>0</b>	<b>0</b>	<b>0</b>	<b>3</b>	<b>0</b>	<b>0</b>	<b>0</b>	<b>0</b>

### Single-Game Highs

Tackles - 8 at Denver (10/9/16)  
 Sacks - 3.5 at Denver (10/9/16)  
 Tackles for Loss - 2 (Six times, last vs. Arizona 12/16/18)  
 Forced Fumbles - 2 (Twice, last vs. Carolina 12/8/19)  
 Fumble Recovery - 1 (Twice, last vs. Baltimore 12/2/18)  
 Passes Defensed - 2 vs. Arizona (12/16/18)

### Playoff Single-Game Highs

Tackles - 3 (Twice, last at Philadelphia 1/13/18)  
 Sacks - 1 at L.A. Rams (1/6/18)  
 Tackles for Loss - 1 at L.A. Rams (1/6/18)  
 Passes Defensed - 1 (Three times, last at L.A. Rams 1/6/18)



# 41 KHARI BLASINGAME

FULLBACK/RUNNING BACK • 6'0" • 233 LBS • COLLEGE: VANDERBILT  
 ACQUIRED: FREE AGENT - 2019 • NFL EXPERIENCE (NFL/TITANS): 2/2  
 HOMETOWN: NEW MARKET, ALA.  
 GAMES PLAYED/GAMES STARTED: 6/3 (PLAYOFFS: 3/1)

**PRO:** The Titans signed fullback/running back Khari Blasingame off the Minnesota Vikings' practice squad during the 2019 season to provide depth in the backfield and on special teams. Blasingame originally signed with the Vikings as a rookie free agent following the 2019 NFL Draft and spent the first 10 weeks of his rookie campaign on the team's practice squad. The 6-foot, 233-pounder amassed 997 rushing yards and 15 rushing scores as well as 35 catches for 380 yards and two receiving touchdowns during his collegiate career at Vanderbilt.

#### TITANS TIDBITS:

- Blasingame enjoys playing the saxophone.
- Blasingame originally started his Vanderbilt career at linebacker before transitioning to running back as a sophomore in 2016.
- After his football career, Blasingame's goal is to become the CEO of a hospital or health care system. Once there, he wants to focus on improving health care outcomes for disadvantaged populations. He earned his undergraduate degree in medicine, health and society from Vanderbilt in 2017 and is working towards master's degree in education, after playing his final collegiate season in 2018 as a graduate student.

#### CAREER TRANSACTIONS:

- The New Market, Ala., native was originally signed by the Minnesota Vikings as a rookie free agent on May 3, 2019.
- Waived by the Vikings on Aug. 31, 2019 and signed to the team's practice squad a day later.
- Signed by the Titans to their active roster from the Minnesota Vikings' practice squad on Nov. 13, 2019.

#### SEASON RECAPS:

**2019 (6/3, 3/1 - Tennessee):** Saw action in six games with three starts at fullback during his rookie campaign. Caught four passes for 54 yards and collected two special teams tackles. Played in all three postseason contests with a start at fullback and notched two special teams tackles and a forced fumble on coverage units. Spent the first 10 weeks of the season on the Minnesota Vikings' practice squad before being signed by the Titans to their active roster on Nov. 13, 2019. Tied for the team lead in special teams tackles twice in 2019 (at IND, at NE). Made his first career start in his NFL debut against Jacksonville (11/24/19).

- Against Jacksonville (11/24), started at fullback in his NFL debut. Notched a special teams tackle on coverage units.
- At Indianapolis (12/1), played as a reserve at fullback and on special teams. Tied for the team lead with a special teams tackle on coverage units.
- At Oakland (12/8), saw action as a reserve at fullback and snared two receptions for 47 yards. Helped open holes for Titans' rushers to gain 161 yards on the ground. Set up the Titans' opening score with his first career catch, a 24-yard reception, in the first quarter. Got the Titans offense some breathing room with a 23-yard catch to the Tennessee 34-yard line in the third quarter.
- Against Houston (12/15), played as a reserve at fullback and caught one pass for no gain.
- Against New Orleans (12/22), started at fullback and helped the Titans amass 149 rushing yards on 26 carries.
- At Houston (12/29), started at fullback and caught one pass for seven yards. Helped open holes for Titans' rushers to gain 245 yards on the ground.
- At New England (1/4), started at fullback in his first career postseason game and blocked for Derrick Henry to amass 182 rushing yards. Tied for

the team lead with a special teams tackle and a forced fumble on coverage units.

- At Baltimore (1/11), played as a reserve at fullback and helped open holes for Derrick Henry to collect a franchise postseason record 195 yards on the ground. Played as a reserve on special teams and collected a tackle on coverage units.
- At Kansas City (1/19), saw action as a reserve at fullback and on special teams.

#### COLLEGE:

- Helped revitalize Vanderbilt's football program, advancing to Independence Bowl against N.C. State in 2016 and Texas Bowl against Baylor in 2018. Capped his collegiate career with CoSIDA Academic All-District honors in 2017 and 2018 and SEC Academic Honor Roll recognition from 2015-17.
- As a graduate student (2018), played in all 13 games with two starts and rushed for 401 yards and five touchdowns on 96 attempts, while adding 25 receptions for 320 yards and a score.
- As a junior (2017), participated in 11 games with one start at running back. As the top reserve to Commodores all-time leading rusher Ralph Webb, produced 147 yards on 45 carries.
- As a sophomore (2016), after moving from linebacker to running back in spring drills, played in all 13 games at running back and on special team return units. Finished the season second on the squad with 449 rushing yards and 10 rushing touchdowns on 97 carries. Also registered four receptions.
- As a redshirt freshman (2015), played in 11 games, contributing at inside linebacker and on special teams.
- In 2014, did not see action as a true freshman.
- Earned an undergraduate degree in medicine, health and society from Vanderbilt in May 2017, and is currently working toward a Master's of Education from Vanderbilt's Peabody College.

#### PERSONAL:

- Named second team All-State as a defensive back at Buckhorn (Huntsville, Ala.) High School.
- As a senior, posted 64 solo tackles and pair of interceptions as a safety. Also rushed for 966 yards and 10 touchdowns.
- Started at cornerback during junior and sophomore seasons.
- Played baseball and did sprints and jumps on the track and field squad at Buckhorn.
- Served as school ambassador and member of National Honor Society.
- Son of Stanley and Tara Blasingame and has an older sister, Camara.
- Born Khari Thomas Blasingame on July 1, 1996 in Huntsville, Ala.

## KHARI BLASINGAME'S GAME-BY-GAME

2019 Tennessee Titans				RUSHING				RECEIVING				Playoffs																		
Date	Opp	W/L	P/S	Att	Yds	Avg	Lg	TD	No	Yds	Avg	Lg	TD																	
Nov 24	Jax	W	S	0	0	-	0	0	0	0	-	0	0	Jan 4	@	NE	W	S	0	0	-	0	0	0	0	0	-	0	0	
Dec 1	@ Ind	W	p	0	0	-	0	0	0	0	-	0	0	Jan 11	@	Bal	W	p	0	0	-	0	0	0	0	0	0	-	0	0
Dec 8	@ Oak	W	p	0	0	-	0	0	2	47	23.5	24	0	Jan 19	@	KC	L	p	0	0	-	0	0	0	0	0	-	0	0	
Dec 15	Hou	L	p	0	0	-	0	0	1	0	0.0	0	0	<b>Totals</b>					<b>2-1</b>	<b>3/1</b>	<b>0</b>	<b>0</b>	<b>-</b>	<b>0</b>	<b>0</b>	<b>0</b>	<b>0</b>	<b>0</b>	<b>0</b>	
Dec 22	NO	L	S	0	0	-	0	0	0	0	-	0	0																	
Dec 29	@ Hou	W	S	0	0	-	0	0	1	7	7.0	7	0																	
<b>Totals</b>		<b>4-2</b>	<b>6/3</b>	<b>0</b>	<b>0</b>	<b>-</b>	<b>0</b>	<b>0</b>	<b>4</b>	<b>54</b>	<b>13.5</b>	<b>24</b>	<b>0</b>																	

## KHARI BLASINGAME'S NFL STATISTICS

REGULAR SEASON		RUSHING				RECEIVING							
Year	Team	GP	GS	No	Yds	Avg	Lg	TD	Att	Yds	Avg	Lg	TD
2019	Tennessee	6	3	0	0	-	0	0	4	54	13.5	24	0
<b>NFL Totals</b>		<b>6</b>	<b>3</b>	<b>0</b>	<b>0</b>	<b>-</b>	<b>0</b>	<b>0</b>	<b>4</b>	<b>54</b>	<b>13.5</b>	<b>24</b>	<b>0</b>

PLAYOFFS		RUSHING				RECEIVING							
Year	Team	GP	GS	Att	Yds	Avg	Lg	TD	No	Yds	Avg	Lg	TD
2019	Tennessee	3	1	0	0	-	0	0	0	0	-	0	0
<b>NFL Totals</b>		<b>3</b>	<b>1</b>	<b>0</b>	<b>0</b>	<b>-</b>	<b>0</b>	<b>0</b>	<b>0</b>	<b>0</b>	<b>-</b>	<b>0</b>	<b>0</b>

### Single-Game Highs

Receptions - 2 at Oakland (12/8/19)  
 Receiving Yards - 47 at Oakland (12/8/19)  
 Long Reception - 24 at Oakland (12/8/19)

### Additional Statistics

Special Teams Tackles - 2 (2019)

### Additional Playoff Statistics

Special Teams Tackles - 2 (2019)  
 Special Teams Forced Fumble - 1 at New England (1/4/20)



**95 AMANI BLEDSOE**

DEFENSIVE END • 6'4" • 280 LBS • COLLEGE: OKLAHOMA  
 ACQUIRED: FREE AGENT - 2019 • NFL EXPERIENCE (NFL/TITANS): 1/1  
 HOMETOWN: LAWRENCE, KAN.  
 GAMES PLAYED/GAMES STARTED: 0/0 (PLAYOFFS: 0/0)

**PRO:** The Titans signed Amani Bledsoe as a rookie free agent following the 2019 NFL Draft. The 6-foot-4-inch, 280-pounder appeared in 30 games with 22 starts over three seasons at Oklahoma. The Lawrence, Kan., native totaled 59 tackles, 7.5 tackles for loss, four sacks and eight passes defended as a Sooner. Bledsoe spent the entire 2019 season on the practice squad.

**CAREER TRANSACTIONS:**

- The Lawrence, Kan., native was signed by the Titans as a rookie free agent on May 10, 2019.
- Waived by the Titans on Aug. 31, 2019 and signed to the team's practice squad a day later.
- Signed by the Titans to a future's contract on Jan. 20, 2020.

**SEASON RECAPS:**

**2019 (0/0, 0/0):** Spent the entire season on the Titans practice squad.

**COLLEGE:**

- Started 30 games and made 22 starts over three seasons at Oklahoma (2016-18), and totaled 59 tackles, 7.5 tackles for loss, four sacks and eight passes defended as a Sooner.
- As a junior (2018), started all 14 games at defensive end and recorded 37 tackles, four tackles for loss, two sacks and seven passes defended. Earned All-Big 12 Honorable Mention recognition by the league's coaches.
- As a sophomore (2017), appeared in 10 games and made eight starts. Tallied 19 tackles, three tackles for loss and two sacks. Named Academic All-Big 12 Second Team honoree.

- As a freshman (2016), appeared in six contests as a reserve and totaled three tackles, a half sack and one pass defended.
- Majored in health and exercise science at Oklahoma.

**PERSONAL:**

- Attended Lawrence (Kan.) High School where he was a four-star recruit by ESPN, Rivals, Scout and 247 Sports.
- Bledsoe ranked 122nd overall in the nation by Rivals, 125th overall by 247Sports, and 185th overall by Scout.
- Also competed in track and field.
- Son of Elanie Cannefax and Jeff Bledsoe.
- Follow Bledsoe on Twitter and Instagram @amani\_bledsoe.
- Born Amani Elijah Bledsoe on Feb. 6, 1998 in Lawrence, Kan.

**AMANI BLEDSOE'S NFL STATISTICS**

REGULAR SEASON		TACKLES									INTERCEPTIONS					FUMBLES			
Year	Team	GP	GS	Tot	Solo	Asst	Sk	Yds	QBP	TFL	No	Yds	Lg	TD	PD	FF	FR	Yds	SpT
2019	Tennessee																		
NFL Totals		0	0	0	0	0	0.0	0.0	0	0	0	0	0	0	0	0	0	0	0


  

PLAYOFFS		TACKLES									INTERCEPTIONS					FUMBLES			
Year	Team	GP	GS	Tot	Solo	Asst	Sk	Yds	QBP	TFL	No	Yds	Lg	TD	PD	FF	FR	Yds	SpT
2019	Tennessee																		
NFL Totals		0	0	0	0	0	0.0	0.0	0	0	0	0	0	0	0	0	0	0	0

**Single-Game Highs**

- Tackles -
- Sacks -
- Quarterback Pressures -





# 48 BEAU BRINKLEY

LONG SNAPPER • 6'4" • 260 LBS • COLLEGE: MISSOURI  
 ACQUIRED: FREE AGENT - 2012 • NFL EXPERIENCE (NFL/TITANS): 9/9  
 HOMETOWN: KEARNEY, MO.  
 GAMES PLAYED/GAMES STARTED: 128/0 (PLAYOFFS: 5/0)

**PRO:** Beau Brinkley was signed by the Titans as an undrafted free agent following the 2012 NFL Draft and has handled all of the team's long snapping duties in every game since then. His consistency helped Brett Kern set the franchise records for both gross and net punting average in 2017 and helped Titans kickers make 82.1 percent of their field goals in Brinkley's first seven campaigns.

#### CAREER HIGHLIGHTS:

- In 2019, Brinkley was the team's long snapper for every punt, field goal and extra point attempt for his eighth consecutive season.
- In 2018, he played in his 100th career regular season game against Philadelphia (9/30/18).
- In 2014, Brinkley set a career high and tied for third on the squad with 10 special teams stops.
- As a rookie in 2012, Brinkley played in every game and contributed six special teams tackles.

#### TITANS TIDBITS:

- Brinkley's father, Mike, was an All-American defensive end and long snapper at Missouri Valley College. He taught Beau the skill of long snapping when he was just seven years old. Beau's football idol growing up was Kansas City Chiefs long snapper Kendall Gammon.
- An avid golfer, Brinkley won the 2018 Pepsi Tournament C Flight Championship in Brookfield, Mo.
- Brinkley raced four-wheelers in the Extreme Dirt Track Racing Series while growing up in Missouri. He traveled the country competing in both motor cross and flat track competitions and won a flat track regional title in 2005.
- In June 2015, Brinkley participated in the Nashville Sports Council Golf Tournament at Gaylord Springs Golf Course. On the par-3 eighth hole, he sunk a hole-in-one to win a barrel of Jack Daniel's Tennessee whiskey.

#### CAREER TRANSACTIONS:

- The Kearney, Mo., native was signed by the Titans as an undrafted free agent on May 4, 2012.

#### SEASON RECAPS:

**2019 (16/0, 3/0):** Saw action as the long snapper in all 16 games for the eighth consecutive season. Notched three special teams tackles. Played as a reserve in all three postseason contests. Led the team in special teams tackles once in 2019 (vs. NO).

- Against Indianapolis (9/15), saw action as the team's long snapper and notched a special teams stop.
- Against New Orleans (12/22), saw action as a reserve at long snapper and led the team with two special teams tackles.
- At New England (1/4), served as a long snapper in his third career postseason game.

**2018 (16/0):** Served as the long snapper in all 16 games for the seventh consecutive season. Collected five special teams tackles. Tied for the team lead in special teams tackles once in 2018 (at JAX). Played in his 100th career regular season game against Philadelphia (9/30/18).

- Against Houston (9/16), served as the team's long snapper and collected a special teams stop on coverage units.
- At Jacksonville (9/23), saw action as a reserve at long snapper and registered a tackle on coverage units.
- Against Philadelphia (9/30), played as a reserve at long snapper in his 100th career game and collected a tackle on coverage units.
- Against New England (11/11), played as a reserve at long snapper and

notched a stop on coverage units.

- At N.Y. Giants (12/16), played as a reserve at long snapper and notched a special teams stop on coverage.

**2017 (16/0, 2/0):** Saw action in all 16 games for the sixth consecutive season and registered two special teams tackles as the team's long snapper. Played in his first two career postseason contests and notched a special teams stop.

- At Jacksonville (9/17), saw action at long snapper and collected a special teams tackle on coverage units.
- Against Jacksonville (12/31), served as the team's long snapper and collected a special teams tackle.
- At Kansas City (1/6), saw action as a reserve as the team's long snapper in his first career postseason game.
- At New England (1/13), registered a special teams tackle while serving as the team's long snapper.

**2016 (16/0):** Played in all 16 games for the fifth consecutive season and collected six special teams tackles. Tied for the team lead in special teams tackles three times in 2016 (at MIA, vs. IND, at JAX).

- At Detroit (9/18), saw action at long snapper and collected a special teams tackle.
- At Miami (10/9), played as a reserve at long snapper and tied for the team lead with one special teams tackle on coverage units.
- Against Indianapolis (10/23), played as a reserve at long snapper and posted a special teams stop.
- Against Green Bay (11/13), played as a reserve at long snapper and registered a special teams stop on coverage units.
- At Jacksonville (12/24), played as a reserve at long snapper and collected a special teams tackle on coverage units.
- Against Houston (1/1), saw action as the long snapper and registered a special teams stop.

**2015 (16/0):** Played in all 16 games as the long snapper for the fourth consecutive campaign and registered seven special teams tackles. Tied for the team lead in special teams tackles three times in 2015 (at CLE, vs. BUF, vs. CAR).

- At Cleveland (9/20), collected a special teams stop.
- Against Buffalo (10/11), collected a special teams stop.
- At Houston (11/1), posted a special teams stop.
- Against Carolina (11/15), posted a special teams tackle on coverage units.
- Against Oakland (11/29), recorded a special teams tackle.
- Against Jacksonville (12/6), collected a special teams stop.
- At Indianapolis (1/3), recorded a special teams tackle.

**2014 (16/0):** Played in all 16 games for the third consecutive season. Tied for third on the team with a career-high 10 special teams tackles.

- At Kansas City (9/7), collected two solo special teams tackles.
- At Philadelphia (11/23), collected two special teams tackles as the long snapper.
- At Jacksonville (12/18), notched a special teams stop.

**2013 (16/0):** Played in all 16 games as a reserve long snapper and collected six special teams tackles. Tied for the team lead in special teams tackles twice in 2013 (vs. SD, vs. KC).

- Against San Diego (9/22), notched a special teams tackle.
- Against N.Y. Jets (9/29), posted a special teams tackle on coverage units.

- Against Kansas City (10/6), tied for the team lead with two special teams tackles.
- Against San Francisco (10/20), posted a special teams tackle on coverage units.
- At St. Louis (11/3), collected a solo tackle on coverage units.

**2012 (16/0):** Appeared in all 16 games as a rookie long snapper and posted six special teams tackles. Helped Brett Kern set franchise records in both gross (47.6 yards) and net (40.4) punting average. Led or tied for the team lead in special teams tackles twice (vs. PIT, at IND). Played in his first career NFL game against New England (9/9/12).

- Against New England (9/9), made his NFL debut as a reserve long snapper.
- Against Detroit (9/23), snapped for Rob Bironas' game-winning field goal in overtime.
- Against Pittsburgh (10/11), led the team with three special teams tackles and snapped for Rob Bironas' game-winning field goal.
- At Miami (11/11), snapped for Brett Kern's career-long 71-yard punt.
- Against Houston (12/2), posted a special teams tackle.
- At Indianapolis (12/9), tied for the team lead with a special teams tackle.
- Against Jacksonville (12/30), posted a solo special teams tackle.

#### COLLEGE:

- Spent four seasons as Missouri's long snapper after joining the team as a preferred walk-on. Appeared in 50 career games during his time at Missouri and helped field goal kickers make a combined 79-of-98 field goal attempts (80.6 pct.) and 210-of-212 on extra point attempts (99.1 pct.).
- As a senior (2011), played in all 13 games as the team's long snapper and also registered five tackles on special teams. Named the Tigers' 2011 Co-Special Teams Player of the Year. Helped Tigers kickers make a combined 16-of-25 field goal attempts and 53-of-53 PATs.
- As a junior (2010), played in 11 games as the long snapper and helped the Tigers rank 14th in the NCAA in net punting. Snapped for placekicker Grant Ressel, who was 17-of-19 on field goal attempts and 45-of-47 on PATs. Posted one special teams stop.
- As a sophomore (2009), played in all 13 games as the team's long snapper and was named the Tigers' Special Teams Player of the Year. Helped Ressel set an NCAA single-season kicking accuracy record for combined kicks (26-of-27 on field goals and 39-of-39 extra points). Also helped MU rank fourth in the NCAA in team net punting (40.48 avg.).
- As a freshman (2008), joined the team as a walk-on and won the long-snapping job for placekicks and punts. Appeared in all 13 games and was named the Tigers' Walk-On Player of the Year. Helped Jeff Wolfert to a perfect 73-for-73 mark on extra point attempts and a 20-for-27 mark on field goals. Posted three tackles as part of the punt coverage team.
- Graduated in May 2012 with a major in general studies at Missouri.

#### PERSONAL:

- Attended Kearney (Mo.) High School.
- List of favorites: (movie) "Tommy Boy"; (TV show) "The Walking Dead"; (actor) Chris Farley; (music artist) Garth Brooks; (school subject) history; (car) Ford F-350; (video game) "Call of Duty"; (food) sushi; and (book) "Lone Survivor" by Marcus Luttrell.
- Follow Brinkley on Twitter at @Brinkley86.
- Follow Brinkley on Instagram at @brinkley486.
- Born Beau Michael Brinkley on Jan. 25, 1990 in Kansas City, Mo.

## BEAU BRINKLEY'S NFL STATISTICS

### REGULAR SEASON

Year	Team	GP	GS	SpT Tackles
2012	Tennessee	16	0	6
2013	Tennessee	16	0	6
2014	Tennessee	16	0	10
2015	Tennessee	16	0	7
2016	Tennessee	16	0	6
2017	Tennessee	16	0	2
2018	Tennessee	16	0	5
2019	Tennessee	16	0	3
<b>NFL Totals</b>		<b>128</b>	<b>0</b>	<b>45</b>

### PLAYOFFS

Year	Team	GP	GS	SpT Tackles
2017	Tennessee	2	0	1
2019	Tennessee	3	0	0
<b>NFL Totals</b>		<b>5</b>	<b>0</b>	<b>1</b>



# 11 A.J. BROWN

WIDE RECEIVER • 6'1" • 226 LBS • COLLEGE: MISSISSIPPI  
 ACQUIRED: 2ND ROUND - 2019 • NFL EXPERIENCE (NFL/TITANS): ROOKIE  
 HOMETOWN: STARKVILLE, MISS.  
 GAMES PLAYED/GAMES STARTED: 16/11 (PLAYOFFS: 3/3)

**PRO:** The Titans selected A.J. Brown in the second round (51st overall) of the 2019 NFL Draft. The 6-foot-1-inch, 226-pounder owns a complete skill set as a wide receiver, excelling in route-running, blocking, and the ability to get open and catch the ball. As a rookie in 2019, he led all NFL rookies in receiving yards (1,051) and total touchdowns (nine), while his 20.2-yard receiving average ranked second among all players behind only Los Angeles Chargers veteran Mike Williams (20.4).

### CAREER HIGHLIGHTS:

- In 2019, Brown led the Titans in every major receiving category, totaling 52 catches for 1,051 yards and eight touchdowns. Among all rookies in franchise history, he ranked third in receiving yards and fifth in receptions, and he tied for the third-highest receiving touchdown total.
- Brown led the 2019 NFL rookie class in receiving yards and total touchdowns, and he tied for the rookie lead in touchdown receptions. He also placed fifth among rookies in receptions. Among all NFL players in 2019—rookies and veterans—Brown finished second in receiving average (20.2), behind only the Los Angeles Chargers' Mike Williams (20.4).
- In his first NFL game at Cleveland on Sept. 8, 2019, he recorded three catches for 100 yards, becoming the franchise's first player with 100 receiving yards in his first career game since Sid Blanks on Sept. 12, 1964.
- In 2018, Brown started all 12 games in his final season at Ole Miss and set school single-season records in receiving yards (1,320) and catches (85). He led the SEC in both categories.

### TITANS TIDBITS:

- Brown was selected in the 19th round of the 2016 Major League Baseball Draft by the San Diego Padres as a centerfielder, and he participated in the team's extended spring training program each summer from 2016-18.
- He has a dog, Bentley Juan Brown, and runs an Instagram account for him @bentleyjuan1.
- During a pre-draft visit to San Francisco, Brown was able to link up and work out with Hall of Fame NFL receiver and fellow Mississippian Jerry Rice. Rice took Brown on the horse trail at Edgewood Park in Redwood City, known as one of Rice's training sites, where the pair ran hills as part of their work out. Brown's hometown Starkville, Miss., and Rice's hometown Crawford, Miss., are a 30-minute drive apart.
- In every sport Brown played growing up, he wore jersey No. 1.
- Brown names the 2017 Egg Bowl as his most memorable college football moment. "Playing against Mississippi State in my hometown," he says, "Everything was great. We won, and I had six catches for 167 yards and one touchdown." After reaching the end zone, Brown yelled to the crowd, "This is my city."
- Brown briefly stopped playing football during junior high and his freshman year of high school. He returned to the field his sophomore year after his high school coach suggested he play again.
- He enjoys shooting pool in his free time.
- His transition from college to the pros was made easier due to his older sister, Reva, already living in Nashville before he was drafted by the Titans.

### CAREER TRANSACTIONS:

- The Starkville, Miss., native was selected by the Titans in the second round (51st overall) the 2019 NFL Draft.

### SEASON RECAPS:

**2019 (16/11, 3/3):** Received all-rookie first team honors from the Pro Football Writers Association. Appeared in all 16 games with 11 starts at

wide receiver. Led the team with 52 receptions, 1,051 receiving yards and eight receiving touchdowns. Led all NFL rookies with 1,051 receiving yards, ranked fifth among all rookies with 52 receptions and tied for first among all NFL rookies with eight touchdown receptions. Led all NFL rookies with five 100-yard receiving games in 2019. His 20.2-yard receiving average in 2019 ranked second among all qualifying NFL players. Also rushed three times for 60 yards with a rushing score. Started all three postseason contests and notched five catches for 64 yards to go along with one rush for nine yards. Led the team in receiving yards eight times (at CLE, at ATL, at CAR, vs. JAX, at IND, at OAK, vs. HOU, at HOU). Led or tied for the team lead in receptions six times (vs. LAC, vs. JAX, at IND, at OAK, vs. HOU, at HOU). Posted five 100-yard receiving performances (at CLE, vs. JAX, at OAK, vs. HOU, at HOU). Made his first career start in his NFL debut at Cleveland (9/8/19). Collected his first two receiving touchdowns at Atlanta (9/29/19). Became the first rookie in the "Titans era" (1999–present) to have five 100-yard receiving games. Became the first rookie in the "Titans era" (1999–present) with at least five touchdown receptions—he finished with eight. Ranked third in team history for receiving yards by a rookie, fifth in franchise history for receptions by a rookie and tied for third in franchise history for touchdown receptions by a rookie. Posted his fourth touchdown reception of the season of at least 50 yards at Houston (12/29/19), the first rookie to do so since Randy Moss (five in 1998). Named the AFC Offensive Rookie of the Month for December, after hauling in 21 receptions for 470 yards with four touchdowns.

- At Cleveland (9/8), started at wide receiver in his NFL debut and snared three catches for a team-best 100 yards. With his 100 receiving yards, he became the franchise's first player with 100 receiving yards in his first career game since Sid Blanks on Sept. 12, 1964. Got the Titans' opening scoring drive rolling with his first career reception, a 47-yard catch-and-run play, in the first quarter. Kickstarted the Titans' scoring drive early in the third quarter with a 51-yard reception over the middle.
- At Atlanta (9/29), led the team with 94 receiving yards on three catches, including a team-high two touchdowns. Became the first Titans rookie with two or more touchdown receptions in a game since Chris Sanders against the Denver Broncos on Nov. 26, 1995. Gave the Titans an early 7-0 lead with a 55-yard catch-and-run touchdown on the first play of the second possession. Made an acrobatic, toe-drag 11-yard touchdown reception in the corner of the end zone late in the first quarter.
- Against L.A. Chargers (10/20), tied for the team lead with six catches for 64 yards. Totaled three receptions for 42 yards during the Titans' touchdown drive late in the second quarter.
- Against Tampa Bay (10/27), gave the Titans a 27-23 lead with an eight-yard touchdown grab on third-and-eight midway through the fourth quarter.
- At Carolina (11/3), led the team with 81 receiving yards on four catches. Extended the Titans' second touchdown drive with a beautiful over the shoulder catch on a 35-yard bomb.
- Against Jacksonville (11/24), led the team with four catches and a then career-high 135 receiving yards with a touchdown. Kickstarted the Titans' touchdown drive to open the second half with a 35-yard catch early in the third quarter. Increased the Titans lead to 35-3 with a career-long 65-yard catch-and-run touchdown in the third stanza.
- At Oakland (12/8), started at wide receiver and led the team with five catches, a career-high 153 receiving yards and two receiving scores. Gave the Titans a 14-7 advantage with a career-long 91-yard touchdown grab early in the second quarter. His 91-yard touchdown reception was the fourth-longest touchdown catch in franchise history and the longest since 1965. Increased the Titans lead to 21-14 with a physical 16-yard touchdown catch on third-and-13 in the second quarter.
- Against Houston (12/15), started at wide receiver and led the team with a

career-high eight catches and 114 receiving yards with a touchdown. Got open deep and hauled in a 60-yard reception down the right sideline in the opening quarter. Extended the Titans' initial touchdown drive with a pair of third-down conversions: a nine-yard catch on third-and-five and an 11-yard reception on third-and-three in the third quarter. Evened the score at 14-14 with a five-yard touchdown grab early in the fourth quarter.

- Against New Orleans (12/22), started at wide receiver and hauled in a 34-yard catch to go along with a 49-yard rushing touchdown. Extended the Titans lead to 14-0 with a 49-yard touchdown jaunt on a reverse in the first quarter.
- At Houston (12/29), started at wide receiver and led the team with 124 receiving yards while tying for the team lead with four receptions and a receiving touchdown. Evened the score at 7-7 with a 51-yard catch-and-run touchdown down the right sideline on third-and-five in the opening quarter. Eclipsed 1,000 yards receiving for the season with a 24-yard grab from Marcus Mariota during the Titans' second touchdown drive. Set up the Titans' fourth touchdown with a 47-yard catch over double coverage down to the Houston one-yard line early in the fourth quarter.
- At New England (1/4), started at wide receiver in his first career postseason game and caught one pass for four yards.
- At Baltimore (1/11), started at wide receiver and hauled in one reception for nine yards.
- At Kansas City (1/19), started at wide receiver and grabbed three receptions for 51 yards. Kickstarted the Titans' first scoring drive with a 37-yard reception over the middle on the second play from scrimmage.

**COLLEGE:**

- In three seasons at Ole Miss (2016-18), appeared in 36 games and made 25 starts. He became the program's all-time leading receiver with 2,984 yards, ranked third in school history with 189 receptions, and placed fifth all-time with 19 touchdowns. Brown averaged 15.8 yards per catch and 82.9 yards per game, and he tallied the most 100-yard receiving games in Ole Miss history with 12. He became the third player in school history to top 1,000 yards in a single season and the only receiver in Ole Miss history to tally 60 or more receptions in back-to-back seasons.
- As a junior (2018), played and started all 12 games and set career highs and Ole Miss single-season receiving records with 85 receptions and 1,320 yards. His 1,320 receiving yards led the SEC, were seventh in the nation, and broke the Ole Miss record for single-season receiving yards that he had set in 2017. He added six touchdowns on the year. Brown had six games of 100-plus yards and caught seven or more passes in seven contests. Earned All-America honors from FWAA (second team), Phil Steele (second team), Associated Press (third team), and All-SEC first team honors (Associated Press, coaches). Named a Biletnikoff Award semifinalist and was a finalist for the C Spire Conerly Trophy.

- As a sophomore (2017), played and started all 12 games and caught 75 passes for 1,254 yards and a career-high 11 touchdowns. His 11 scores tied Ole Miss' single-season school record, led the SEC and ranked 11th in the nation. Posted six 100-yard games and became the third receiver in Ole Miss history to record a 1,000-yard season. Brown's 1,254 receiving yards led the SEC, ranked 10th in the nation, and broke the school record for a single season. Scored two touchdowns in four different contests. Earned All-America honors from Phil Steele (second team), Associated Press (third team), All-SEC first team honors (coaches, Associated Press, Phil Steele) and second team honors (Athlon). He was the 2017 recipient of the C Spire Conerly Trophy, and was a semifinalist for the Biletnikoff Award.
- Established an Ole Miss single-game record with 233 receiving yards at South Alabama (9/11/17) and tied a team record with 14 receptions against Louisiana (11/11/17).
- As a freshman (2016), played in all 12 games with one start as a true freshman. He finished fifth on the team with 29 catches and 412 yards, and added a pair of touchdowns. He ranked fourth among SEC freshman with 2.4 catches per game and fifth with 34.4 receiving yards per game.
- Majored in broadcast journalism and minored in criminal justice and education at Ole Miss.

**PERSONAL:**

- Attended Starkville (Miss.) High School, where he was an Under Armour All-America selection and a consensus 4-star prospect by the major recruiting services.
- Ranked the No. 45 overall recruit by Scout, No. 47 by 24/7 Sports, No. 53 by Rivals, and No. 66 by ESPN.
- As a senior, caught 83 passes for 1,371 yards and 13 touchdowns en route to leading Starkville to a 6A state championship.
- Named first team All-State by USA Today, The Clarion-Ledger, and the Mississippi Association of Coaches.
- Became the second player ever to be selected to both the Under Armour football and baseball All-American games.
- Also played baseball and basketball in high school. Brown batted over .360 for the Yellowjackets.
- List of favorites: (movie) "Bad Boys"; (TV show) "Martin"; (musician) "Kevin Gates"; (dessert) chocolate cake.
- Has two older sisters.
- Son of Arthur Brown, Josette Robertson and Mellisa Smith.
- Follow Brown on Twitter at @Brown1arthur.
- Follow Brown on Instagram at @1k\_alwaysopen.
- Born Arthur Juan Brown on June 30, 1997 in Starkville, Miss.

**A.J. BROWN'S GAME-BY-GAME**

2019 Tennessee Titans					RECEIVING					
Date	Opp.	W/L	P/S	No	Yds	Avg	Lg	TD		
Sept 8	@ Cle	W	S	3	100	33.3	51	0		
Sept 15	Ind	L	S	3	25	8.3	11	0		
Sept 19	@ Jax	L	S	1	4	4.0	4	0		
Sept 29	@ Atl	W	p	3	94	31.3	55t	2		
Oct 6	Buf	L	S	2	27	13.5	14	0		
Oct 13	@ Den	L	S	2	23	11.5	13	0		
Oct 20	LAC	W	p	6	64	10.7	16	0		
Oct 27	TB	W	p	2	11	5.5	8t	1		
Nov 3	@ Car	L	p	4	81	20.3	35	0		
Nov 10	KC	W	S	1	17	17.0	17	0		
Nov 24	Jax	W	p	4	135	33.8	65t	1		
Dec 1	@ Ind	W	S	3	45	15.0	16	0		
Dec 8	@ Oak	W	S	5	153	30.6	91t	2		
Dec 15	Hou	L	S	8	114	14.3	60	1		
Dec 22	NO	L	S	1	34	34.0	34	0		
Dec 29	@ Hou	W	S	4	124	31.0	51t	1		
<b>Totals</b>				<b>9-7</b>	<b>16/11</b>	<b>52</b>	<b>1,051</b>	<b>20.2</b>	<b>91t</b>	<b>8</b>
<b>Playoffs</b>										
Jan 4	@ NE	W	S	1	4	4.0	4	0		
Jan 11	@ Bal	W	S	1	9	9.0	9	0		
Jan 19	@ KC	L	S	3	51	17.0	37	0		
<b>Totals</b>				<b>2-1</b>	<b>3/3</b>	<b>5</b>	<b>64</b>	<b>12.8</b>	<b>37</b>	<b>0</b>

## A.J. BROWN'S NFL STATISTICS

REGULAR SEASON				RECEIVING					RUSHING				
Year	Team	GP	GS	No	Yds	Avg	Lg	TD	Att	Yds	Avg	Lg	TD
2019	Tennessee	16	11	52	1,051	20.2	91t	8	3	60	20.0	49t	1
<b>NFL Totals</b>		<b>16</b>	<b>11</b>	<b>52</b>	<b>1,051</b>	<b>20.2</b>	<b>91t</b>	<b>8</b>	<b>3</b>	<b>60</b>	<b>20.0</b>	<b>49t</b>	<b>1</b>

PLAYOFFS				RECEIVING					RUSHING				
Year	Team	GP	GS	No	Yds	Avg	Lg	TD	Att	Yds	Avg	Lg	TD
2019	Tennessee	3	3	5	64	12.8	37	0	1	9	9.0	9	0
<b>NFL Totals</b>		<b>3</b>	<b>3</b>	<b>5</b>	<b>64</b>	<b>12.8</b>	<b>37</b>	<b>0</b>	<b>1</b>	<b>9</b>	<b>9.0</b>	<b>9</b>	<b>0</b>

### Single-Game Highs

Receptions - 8 vs. Houston (12/15/19)  
 Receiving Yards - 153 at Oakland (12/8/19)  
 Long Reception - 91t at Oakland (12/8/19)  
 Receiving Touchdowns - 2 (Twice, last at Oakland 12/8/19)  
 Rushing Attempts - 1 (Three times, last vs. New Orleans 12/22/19)  
 Rushing Yards - 49 vs. New Orleans (12/22/19)  
 Long Rush - 49t vs. New Orleans (12/22/19)  
 Rushing Touchdowns - 1 vs. New Orleans (12/22/19)

### Playoff Single-Game Highs

Receptions - 3 at Kansas City (1/19/20)  
 Receiving Yards - 51 at Kansas City (1/19/20)  
 Long Reception - 37 at Kansas City (1/19/20)  
 Rushing Attempts - 1 at Baltimore (1/11/20)  
 Rushing Yards - 9 at Baltimore (1/11/20)  
 Long Rush - 9 at Baltimore (1/11/20)

### Additional Career Statistics

Misc. Tackles - 1 (2019)



# 55 JAYON BROWN

LINEBACKER • 6'0" • 226 LBS • COLLEGE: UCLA

ACQUIRED: 5TH ROUND - 2017 • NFL EXPERIENCE (NFL/TITANS): 4/4

HOMETOWN: LONG BEACH, CALIF.

GAMES PLAYED/GAMES STARTED: 46/23 (PLAYOFFS: 4/2)

**PRO:** The Titans selected Jayon Brown in the fifth round of the 2017 NFL Draft. He possesses tremendous speed for the position and excels at covering tight ends and running backs. The 6-foot, 226-pound defender has emerged as one of the Titans' top defensive playmakers, ranking third on the team with a career-high 117 tackles in 2019 and finishing second on the squad with 107 total tackles and six sacks in 2018.

### CAREER HIGHLIGHTS:

- In 2019, Brown started a career-best 14 games and ranked third on the team with a career-high 117 tackles and fourth on squad with nine passes defended.
- In 2018, Brown finished second on the defense with 107 tackles and six sacks, and his 18 quarterback pressures tied for the second-highest total on the team. He was one of only six NFL linebackers with at least six sacks, one interception, one forced fumble and one fumble recovery during the season.
- Against Indianapolis on Dec. 30, 2018, Brown recorded his first career interception and returned the ball 22 yards for his first career touchdown. He later recorded a forced fumble and fumble recovery, and in doing so, he became the third NFL player in 2018 to record an interception for a touchdown, a forced fumble and a fumble recovery in the same game (Bobby Wagner, Khalil Mack). Brown became the first Titans player to accomplish the feat since at least 1993.
- As a rookie in 2017, Brown appeared in every game as the team's nickel linebacker. He registered 67 tackles, which tied for the 10th-highest total by a "Titans era" rookie (1999–present) and ranked fifth among the team's rookie linebackers in that span.

### TITANS TIDBITS:

- Brown went to the same California high school, Long Beach Poly, as former Titans great Jurrell Casey. Brown's older brother, Juwuan, was Jurrell's teammate there.
- He likes spending as much time as possible with his dogs, "a mutt named Lou" and a Rottweiler named Kali. He also enjoys puzzles and watching movies.
- Former Long Beach Poly and New England Patriots star Willie McGinest is a close friend of the Brown family.
- Brown's younger brother, Joshua, is a defensive end at the University of Arizona, and his two older brothers also played college football. Jason played linebacker at Idaho, while Juwuan was a defensive lineman at Southern Oregon.

### CAREER TRANSACTIONS:

- The Long Beach, Calif., native was selected by the Titans in the fifth round (155th overall) of the 2017 NFL Draft.

### SEASON RECAPS:

**2019 (14/14, 2/2):** Started a career-best 14 games at linebacker. Ranked third on the team with a career-high 117 tackles and fourth on squad with nine passes defended. Also notched a sack, an interception, seven quarterback pressures, four stops for loss and a fumble recovery for a touchdown. Was inactive for two games. Started two postseason games at linebacker and collected eight tackles and a pass defended. Was inactive for a postseason contest. Led the team in tackles five times in 2019 (vs. IND, at JAX, vs. JAX, at IND, vs. NO). Led or tied for the team lead in passes defended four times in 2019 (at CLE, vs. TB, at IND, at KC).  
 • At Cleveland (9/8), started at linebacker and collected three tackles, two passes defended and a quarterback pressure. Deflected a pass intended

for Rashard Higgins and the ball was almost intercepted on the opening play from scrimmage in the first quarter. Batted down a pass intended for Demetrius Harris midway through the second quarter.

- Against Indianapolis (9/15), started at linebacker and led the team with 10 tackles, while adding a pass defended. Teamed with Rashaan Evans to stuff Marlon Mack for no gain on a rush off right guard late in the fourth quarter.
- At Jacksonville (9/19), started at linebacker and led the team with 11 tackles, including a stop for loss and a quarterback pressure. Teamed with Jurrell Casey to stuff Leonard Fournette for no gain on a rush up the middle in the second quarter.
- At Atlanta (9/29), started at linebacker and registered nine tackles, a sack, three quarterback pressures, a stop for loss and a pass defended. Tipped a pass intended to Julio Jones in the second quarter. Halted a Falcons' drive by dropping Matt Ryan for a one-yard sack on fourth-and-four late in the final stanza.
- Against Buffalo (10/6), started at linebacker and notched eight tackles. Ended a Bills' drive by stopping Josh Allen for a one-yard rush on fourth-and-two in the first quarter. Stuffed T.J. Yeldon for no gain on a short pass early in the second quarter.
- At Denver (10/13), started at linebacker and recorded a tackle before leaving the game early in the first quarter with an injury.
- Against Tampa Bay (10/27), started at linebacker and tallied seven tackles and tied for the team lead with a career-best three passes defended. Broke up a pass intended for Dare Ogunbowale in the second stanza. Knocked out a pass intended for Peyton Barber along the sideline in the third quarter.
- Against Jacksonville (11/24), started at linebacker and led the team with a career-high 16 tackles with a quarterback pressure.
- At Indianapolis (12/1), started at linebacker and led the team with 10 tackles and a pass defended. Broke up a pass intended for Jack Doyle in the fourth quarter.
- At Oakland (12/8), started at linebacker and amassed seven tackles, a stop for loss and a fumble recovery returned for a touchdown. Flew over the line and stuffed Alec Ingold for a one-yard loss on a first-and-goal rush from the one-yard line late in the second quarter. Scooped up a Darren Waller fumble along the sideline that was forced by Tye Smith and raced 47 yards for a touchdown early in the fourth quarter.
- Against Houston (12/15), started at linebacker and totaled 11 tackles and an interception. Halted a potential Texans' scoring drive by intercepting a Deshaun Watson pass in the end zone after it was initially batted in the air by Jeffery Simmons at the line of scrimmage.
- Against New Orleans (12/22), started at linebacker and led the team with 11 tackles, including a stop for loss and a quarterback pressure. Stopped Alvin Kamara for a two-yard loss on a short pass late in the second quarter.
- At New England (1/4), started at linebacker and posted three tackles before leaving the game in the second quarter with an injury. Combined with Rashaan Evans to stonewall Sony Michel for no gain on a rush off right tackle in the opening quarter.
- At Kansas City (1/19), started at linebacker and registered five tackles and a pass defended. Broke up a pass intended for Damien Williams in the third quarter.

**2018 (16/9):** Played in all 16 games with nine starts at linebacker. Ranked second on the squad with 107 tackles and six sacks and tied for second on the team with 18 quarterback pressures. Collected six tackles for loss, an interception he returned for a touchdown, seven passes defended, two forced fumbles, a fumble recovery and a special teams tackle. Led the team in tackles three times (vs. PHI, at BUF, at LAC). Led or tied for the team lead in sacks five times (vs. PHI, at BUF, at LAC, at DAL, vs. NYJ).

Tied for the team lead in passes defended four times (vs. PHI, at IND, vs. NYJ, vs. IND). Tied for the team lead in quarterback pressures twice (at BUF, vs. NYJ). Made his first career NFL start at linebacker against Philadelphia (9/30/18).

- Against Philadelphia (9/30), made his first career start at linebacker and led the team with 11 tackles, including a sack, a stop for loss, four quarterback pressures and a pass defended. Combined with Jurrell Casey to stonewall Jay Ajayi for no gain on a rush off right end early in the second quarter. Teamed with Brian Orakpo to stuff Wendell Smallwood for a three-yard loss on a short pass late in the second stanza. Dropped Carson Wentz for a 10-yard sack on the first play of the fourth quarter.
- At Buffalo (10/7), started at linebacker and led the team with 11 tackles, a sack, two stops for loss and two quarterback pressures. Sniffed out an end around and stopped Ray-Ray McCloud for a three-yard loss in the first quarter. Forced the Bills to settle for a field goal by sacking Josh Allen for a five-yard loss on third-and-five late in the third quarter.
- At Los Angeles Chargers in London (10/21), saw action as a reserve at linebacker and led the team with eight tackles, including a sack, a stop for loss and a quarterback pressure. Sacked Philip Rivers for a one-yard loss late in the third quarter. Stuffed Austin Ekeler for no gain on a rush off left tackle in the final stanza.
- At Dallas (11/5), saw significant action as a reserve at linebacker and posted four tackles, including a sack, forced fumble and a quarterback pressure. Stonewalled Ezekiel Elliott for a three-yard loss on a rush off right guard in the first quarter. Ended a Cowboys' drive by strip-sacking Dak Prescott on third-and-13 and the loose ball was recovered by Wesley Woodyard at the Dallas 40-yard line.
- Against New England (11/11), started at linebacker and notched four tackles, a half sack and a quarterback pressure. Ended a Patriots' drive by combining with Wesley Woodyard to sack Tom Brady for a five-yard loss on third-and-nine on the opening drive of the third quarter.
- At Houston (11/26), saw action as a reserve at linebacker and recorded seven tackles, including a half sack, a stop for loss and a quarterback pressure. Halted a Texans' drive by combining with Derrick Morgan to drop Deshaun Watson for an 11-yard sack on third-and-two in the first quarter.
- Against N.Y. Jets (12/2), started at linebacker and tallied five tackles, including a sack, a quarterback pressure and a pass defended. Dropped Josh McCown for a one-yard sack in the third quarter. Deflected a pass intended for Chris Herndon in the third quarter. Halted a Jets' drive by stuffing Trenton Cannon for no gain on a run off right end late in the fourth quarter.
- At N.Y. Giants (12/16), played as a reserve at linebacker and posted three tackles and a pass defended in the Titans' first shutout win since 2000. Broke up a pass intended for Evan Engram late in the second quarter.
- Against Indianapolis (12/30), started at linebacker and registered nine tackles, an interception returned for a score, another pass defended, a forced fumble and a fumble recovery. Became the third NFL player in 2018 to record an interception for a touchdown, a forced fumble and a fumble recovery in the same game. Brown became the first Titans player to accomplish the feat since at least 1993. Intercepted an Andrew Luck pass that was intended for Nyheim Hines and raced 22 yards for a touchdown in the second quarter. Halted a Colts' drive by breaking up a third-and-one pass intended for Eric Ebron in the second quarter. Stunted a potential Colts' scoring drive by forcing and recovering a Marlon Mack fumble in the second quarter.

**2017 (16/0, 2/0):** Played in all 16 games as a reserve linebacker in his rookie campaign and posted 67 tackles, 1.5 sacks, six quarterback pressures, two tackles for loss, four passes defended, a fumble recovery and two special teams tackles. Saw action in both postseason contests and notched five tackles and a pass defended. Appeared in his first career NFL game against Oakland (9/10/17). Tied for the team lead in sacks once (at SF). Tied for the team lead in passes defended twice (at JAX, vs. IND). Tied for the team lead in special teams tackles twice (vs. SEA, at PIT).

- Against Oakland (9/10), played as a reserve at linebacker in his NFL debut and posted four tackles. Stuffed Michael Crabtree for no gain on a short pass in the third quarter.
- Against Indianapolis (10/16), recorded four tackles and a team-high two passes defended. Ended a Colts' drive by breaking up a third-and-five pass intended for Jack Doyle in the third quarter. Defended a third-and-20 pass intended for Doyle in the fourth stanza.
- Against Baltimore (11/5), collected a then-career-best six tackles.
- At Pittsburgh (11/16), notched five tackles, including a stop for loss. Tied for the team lead with a special teams tackle on coverage units. Stopped Le'Veon Bell for a one-yard loss on a short pass in the second quarter.

- At Indianapolis (11/26), registered three tackles, including a half sack and two quarterback pressures. Halted a Colts' drive by combining with Derrick Morgan to sack Jacoby Brissett for a three-yard sack on third-and-12 in the first quarter.
- At Arizona (12/10), tallied a season-high seven tackles.
- At San Francisco (12/17), posted five tackles, including a sack, two quarterback pressures and a stop for loss. Stuffed Carlos Hyde for no gain on a rush off right end late in the second quarter. Dropped Jimmy Garoppolo for a sack in the fourth quarter.
- Against Jacksonville (12/31), tallied two tackles and a fumble recovery. Recovered a Keelan Cole fumble that was forced by Adoree' Jackson late in the second quarter.
- At Kansas City (1/6), recorded three tackles in his first career postseason game.

#### COLLEGE:

- In four seasons at UCLA (2013-16), Brown appeared in 49 games with 21 starts and totaled 220 tackles, three sacks, nine tackles for loss, three interceptions, 15 passes defended, one forced fumble and four fumble recoveries. He started 21 games over his final two seasons and totaled nine games with double-digit tackles.
- As a senior (2016), played and started 12 games and led the Bruins with 119 tackles, which tied for 16th on the all-time school single-season list. Added 2.5 sacks, seven tackles for loss (ranked third on team), three interceptions (ranked third on team), 23 passes defended and two fumble recoveries. Named first-team All-Pac-12 Conference. Ranked ninth in the country and led the Pac-12 with 9.9 total tackles per game. Tied for 10th in the Pac-12 in interceptions. Became the first UCLA player with 100 tackles in a season since Eric Kendricks (149) in 2014.
- As a junior (2015), saw action in 12 games with nine starts, entering the starting lineup after an injury to Myles Jack. Went on to lead the team with 93 tackles and ranked second on the squad with six passes defended.
- As a sophomore (2014), saw action in 12 games, primarily as a special teams player. Credited with two tackles on the year. Returned five kickoffs for 42 total yards.
- As a freshman (2013), appeared in all 13 games as a special teams player and reserve linebacker and made six tackles on the season. Presented with the John Boncheff, Jr. Award for Rookie of the Year on special teams at the team's annual banquet. Earned a spot on the Athletic Director's Academic Honor Roll.
- Graduated from UCLA in spring 2017 with a degree in political science.

#### PERSONAL:

- Attended Long Beach (Calif.) Poly High School, where he became a three-star recruit according to Scout.com and Rivals.com. Ranked as the No. 87 outside linebacker in the nation according to Scout.com and the No. 17 OLB in the West. Rated as ESPN.com's No. 122 outside linebacker in the nation and the No. 156-rated recruit in the state of California. Earned PrepStar All-West Region honors.
- As a senior, helped lead his team to 12-4 and was credited with 112 tackles and 11.5 tackles for loss. Named CIF Pac-5 Division Defensive Player of the Year, a first-team All-CIF Pac-5 Division selection and Long Beach Press-Telegram's Dream Team.
- List of favorites: (TV show) "Game of Thrones"; (movies) "Interstellar" and "Friday"; (musicians) Future and Rae Sremmurd; (food) Mexican food; and (guilty pleasure) Flamin' Hot Cheetos.
- Follow Brown on Twitter and Instagram at @JayonBrown12.
- Born Jayon Lee Brown on Feb. 26, 1995 in Long Beach, Calif.

## JAYON BROWN'S GAME-BY-GAME

### 2017 Tennessee Titans

Date	Opp	W/L	P/S	Tot Solo	Asst	Sk	- Yds	QBP	TFL	Int - Yds	-TD	PD	FF	FR - Yds	SpT
Sept 10	Oak	L	p	4	3	1	0.0	0.0	0	0	0	0	0	0	0
Sept 17	@ Jax	W	p	3	1	2	0.0	0.0	0	0	0	0	1	0	0
Sept 24	Sea	W	p	5	3	2	0.0	0.0	0	0	0	0	0	0	1
Oct 1	@ Hou	L	p	5	3	2	0.0	0.0	1	0	0	0	0	0	0
Oct 8	@ Mia	L	p	1	1	0	0.0	0.0	0	0	0	0	0	0	0
Oct 16	Ind	W	p	4	2	2	0.0	0.0	1	0	0	0	2	0	0
Oct 22	@ Cle	W	p	5	3	2	0.0	0.0	0	0	0	0	0	0	0
Nov 5	Bal	W	p	6	5	1	0.0	0.0	0	0	0	0	0	0	0
Nov 12	Cin	W	p	6	4	2	0.0	0.0	0	0	0	0	0	0	0
Nov 16	@ Pit	L	p	5	3	2	0.0	0.0	0	1	0	0	0	0	1
Nov 26	@ Ind	W	p	3	1	2	0.5	1.5	2	0	0	0	0	0	0
Dec 3	Hou	W	p	1	0	1	0.0	0.0	0	0	0	0	1	0	0
Dec 10	@ Ari	L	p	7	3	4	0.0	0.0	0	0	0	0	0	0	0
Dec 17	@ SF	L	p	5	5	0	1.0	0.0	2	1	0	0	0	0	0
Dec 24	LAR	L	p	5	3	2	0.0	0.0	0	0	0	0	0	0	0
Dec 31	Jax	W	p	2	2	0	0.0	0.0	0	0	0	0	0	1	0
<b>Totals</b>			<b>9-7</b>	<b>16/0</b>	<b>67</b>	<b>42</b>	<b>25</b>	<b>1.5</b>	<b>1.5</b>	<b>6</b>	<b>2</b>	<b>0</b>	<b>0</b>	<b>4</b>	<b>0</b>

### 2018 Tennessee Titans

Date	Opp	W/L	P/S	Tot Solo	Asst	Sk	- Yds	QBP	TFL	Int - Yds	-TD	PD	FF	FR - Yds	SpT
Sept 9	@ Mia	L	p	6	5	1	0.0	0.0	0	0	0	0	0	0	0
Sept 16	Hou	W	p	4	2	2	0.0	0.0	2	0	0	0	0	0	0
Sept 23	@ Jax	W	p	6	5	1	0.0	0.0	0	1	0	0	0	0	1
Sept 30	Phi	W	S	11	9	2	1.0	10.0	4	1	0	0	1	0	0
Oct 7	@ Buf	L	S	11	8	3	1.0	3.0	2	2	0	0	0	0	0
Oct 14	Bal	L	S	8	4	4	0.0	0.0	2	0	0	0	0	0	0
Oct 21	@ LAC	L	p	8	7	1	1.0	1.0	1	1	0	0	0	0	0
Nov 5	@ Dal	W	p	4	3	1	1.0	2.0	1	0	0	0	0	1	0
<b>Totals</b>			<b>1-1</b>	<b>2/0</b>	<b>5</b>	<b>4</b>	<b>1</b>	<b>0.0</b>	<b>0.0</b>	<b>0</b>	<b>0</b>	<b>0</b>	<b>0</b>	<b>1</b>	<b>0</b>

Nov 11	NE	W	S	4	2	2	0.5	2.5	1	0	0	0	0	0	0
Nov 18	@ Ind	L	S	7	4	3	0.0	0.0	0	0	0	0	0	1	0
Nov 26	@ Hou	L	p	6	4	2	0.5	5.5	1	1	0	0	0	0	0
Dec 2	NYJ	W	S	5	4	1	1.0	1.0	1	0	0	0	1	0	0
Dec 6	Jax	W	S	6	4	2	0.0	0.0	3	0	0	0	1	0	0
Dec 16	@ NYG	W	p	3	3	0	0.0	0.0	0	0	0	0	0	1	0
Dec 22	Was	W	S	9	6	3	0.0	0.0	0	0	0	0	0	0	0
Dec 30	Ind	L	S	9	6	3	0.0	0.0	0	0	1	22	1	2	1
<b>Totals</b>			<b>9-7</b>	<b>16/9</b>	<b>107</b>	<b>76</b>	<b>31</b>	<b>6.0</b>	<b>25.0</b>	<b>18</b>	<b>6</b>	<b>1</b>	<b>22</b>	<b>1</b>	<b>7</b>

### 2019 Tennessee Titans

Date	Opp	W/L	P/S	Tot Solo	Asst	Sk	- Yds	QBP	TFL	Int - Yds	-TD	PD	FF	FR - Yds	SpT
Sept 8	@ Cle	W	S	3	2	1	0.0	0.0	1	0	0	0	2	0	0
Sept 15	Ind	L	S	10	8	2	0.0	0.0	0	0	0	0	1	0	0
Sept 19	@ Jax	L	S	11	9	2	0.0	0.0	1	1	0	0	0	0	0
Sept 29	@ Atl	W	S	9	6	3	1.0	1.0	3	1	0	0	1	0	0
Oct 6	Buf	L	S	8	7	1	0.0	0.0	0	0	0	0	0	0	0
Oct 13	@ Den	L	S	1	1	0	0.0	0.0	0	0	0	0	0	0	0
Oct 20	LAC	W	IA												
Oct 27	TB	W	S	7	7	0	0.0	0.0	0	0	0	0	0	3	0
Nov 3	@ Car	L	S	9	7	2	0.0	0.0	0	0	0	0	0	0	0
Nov 10	KC	W	IA												
Nov 24	Jax	W	S	16	11	5	0.0	0.0	1	0	0	0	0	0	0
Dec 1	@ Ind	W	S	10	7	3	0.0	0.0	0	0	0	0	1	0	0
Dec 8	@ Oak	W	S	7	3	4	0.0	0.0	0	1	0	0	0	1	47t
Dec 15	Hou	L	S	11	8	3	0.0	0.0	0	0	1	0	0	1	0
Dec 22	NO	L	S	11	10	1	0.0	0.0	1	1	0	0	0	0	0
Dec 29	@ Hou	W	S	4	3	1	0.0	0.0	0	0	0	0	0	0	0
<b>Totals</b>			<b>9-7</b>	<b>14/14</b>	<b>117</b>	<b>89</b>	<b>28</b>	<b>1.0</b>	<b>1.0</b>	<b>7</b>	<b>4</b>	<b>1</b>	<b>0</b>	<b>9</b>	<b>0</b>

Playoffs															
Jan 4	@ NE	W	S	3	3	0	0.0	0.0	0	0	0	0	0	0	0
Jan 11	@ Bal	W	IA												
Jan 19	@ KC	L	S	5	5	0	0.0	0.0	0	0	0	0	1	0	0
<b>Totals</b>			<b>2-1</b>	<b>2/2</b>	<b>8</b>	<b>8</b>	<b>0</b>	<b>0.0</b>	<b>0.0</b>	<b>0</b>	<b>0</b>	<b>0</b>	<b>0</b>	<b>1</b>	<b>0</b>

## JAYON BROWN'S NFL STATISTICS

REGULAR SEASON		TACKLES						INTERCEPTIONS					FUMBLES						
Year	Team	GP	GS	Tot	Solo	Asst	Sk	Yds	QBP	TFL	No	Yds	Lg	TD	PD	FF	FR	Yds	SpT
2017	Tennessee	16	0	67	42	25	1.5	1.5	6	2	0	0	0	0	4	0	1	0	2
2018	Tennessee	16	9	107	76	31	6.0	25.0	18	6	1	22	22t	1	7	2	1	7	1
2019	Tennessee	14	14	117	89	28	1.0	1.0	7	4	1	0	0	0	9	0	1	47t	0
<b>NFL Totals</b>		<b>46</b>	<b>23</b>	<b>291</b>	<b>207</b>	<b>84</b>	<b>8.5</b>	<b>27.5</b>	<b>31</b>	<b>12</b>	<b>2</b>	<b>22</b>	<b>22t</b>	<b>1</b>	<b>20</b>	<b>2</b>	<b>3</b>	<b>47t</b>	<b>3</b>

PLAYOFFS		TACKLES						INTERCEPTIONS					FUMBLES						
Year	Team	GP	GS	Tot	Solo	Asst	Sk	Yds	QBP	TFL	No	Yds	Lg	TD	PD	FF	FR	Yds	SpT
2017	Tennessee	2	0	5	4	1	0.0	0.0	0	0	0	0	0	0	1	0	0	0	0
2019	Tennessee	2	2	8	8	0	0.0	0.0	0	0	0	0	0	0	1	0	0	0	0
<b>NFL Totals</b>		<b>4</b>	<b>2</b>	<b>13</b>	<b>12</b>	<b>1</b>	<b>0.0</b>	<b>0.0</b>	<b>0</b>	<b>0</b>	<b>0</b>	<b>0</b>	<b>0</b>	<b>0</b>	<b>2</b>	<b>0</b>	<b>0</b>	<b>0</b>	<b>0</b>

### Single-Game Highs

- Tackles - 16 vs. Jacksonville (11/24/19)
- Sacks - 1 (Seven times, last at Atlanta 9/29/19)
- Interceptions - 1 (Twice, last vs. Houston 12/15/19)
- Quarterback Pressures - 4 vs. Philadelphia (9/30/18)
- Passes Defensed - 3 vs. Tampa Bay (10/27/19)
- Forced Fumble - 1 (Twice, last vs. Indianapolis 12/30/18)
- Fumble Recovery - 1 (Three times, last at Oakland 12/8/19)
- Special Teams Tackles - 1 (Three times, last at Jacksonville 9/23/18)

### Playoff Single-Game Highs

- Tackles - 5 at Kansas City (1/19/20)
- Passes Defensed - 1 (Twice, last at Kansas City 1/19/20)

### Additional Statistics

- Touchdowns - 2 (22-yard interception return vs. Indianapolis, 12/30/18; 47-yard fumble return at Oakland, 12/8/19)





# 21 MALCOLM BUTLER

CORNERBACK • 5'11" • 190 LBS • COLLEGE: WEST ALABAMA  
 ACQUIRED: UNRESTRICTED FREE AGENT (NEW ENGLAND) - 2018  
 NFL EXPERIENCE (NFL/TITANS): 7/3 • HOMETOWN: VICKSBURG, MISS.  
 GAMES PLAYED/GAMES STARTED: 84/68 (PLAYOFFS: 11/7)



Super Bowl: 2014, 2016



Pro Bowl: 2015, 2016

**PRO:** The Titans entered the 2018 offseason looking to add more experience to their secondary. The club found just that when it signed two-time Super Bowl Champion and two-time Pro Bowler Malcolm Butler as an unrestricted free agent on March 16, 2018. The 5-foot-11-inch, 190-pounder arrived in Tennessee having collected nine total interceptions and 56 passes defended in four seasons (2014-17) with the New England Patriots. Butler originally entered the league as a rookie free agent out of West Alabama.

### CAREER HIGHLIGHTS:

- Butler is a two-time Super Bowl champion, having captured the title with the New England Patriots in 2014 and 2016.
- In 2019, he posted his fifth consecutive season with at least two interceptions, and his second consecutive season with an interception returned for a touchdown.
- In 2018, Butler led the Titans with 13 passes defended and was second on the team with three interceptions in his first season with the Titans.
- In 2016, Butler was named to his second career Pro Bowl and received Associated Press second-team All-Pro honors after notching a career-high four interceptions and 17 passes defended.
- In 2015, Butler made his first career Pro Bowl after posting 72 tackles, two interceptions and 15 passes defended.
- As a rookie free agent in 2014, Butler was involved in one of the most clutch plays in Super Bowl history. With 26 seconds left in Super Bowl XLIX, he intercepted a pass intended for Ricardo Lockette at the goal line, preventing a go-ahead touchdown by the Seattle Seahawks, and sealing the Patriots' championship victory.

### TITANS TIDBITS:

- Every offseason since 2015, Butler has hosted free skills and multi-sport experience camps in his hometown of Vicksburg, Miss., for 500 boys and girls in first through 12th grades.
- In February 2017, the production company Narrative Capital acquired the rights to the story of Butler for a film tentatively titled "The Secondary."
- Following Butler's crucial goal line interception to seal Super Bowl XLIX, Patriots quarterback Tom Brady, who received a 2015 Chevrolet Colorado as part of his Super Bowl XLIX MVP Award, requested Chevrolet award the truck directly to Butler.
- Prior to securing a rookie free agent tryout with the Patriots in 2014, Butler was operating the fryolator at a Popeye's restaurant.

### CAREER TRANSACTIONS:

- The Vicksburg, Miss., native was signed by the New England Patriots as a rookie free agent on May 19, 2014.
- Signed by the Titans as an unrestricted free agent on March 16, 2018.

### SEASON RECAPS:

**2019 (9/9, 0/0 - Tennessee):** Started nine games at cornerback and collected 30 tackles, two interceptions, including one he returned for a touchdown. Finished tied for second on the team with 10 passes defended. Placed on injured reserve on Nov. 5, 2019. Led or tied for the team lead in passes defended twice in 2019 (at DEN, at CAR).

- At Cleveland (9/8), started at cornerback and collected five tackles and an interception he returned 38 yards for a score. Picked off a Baker Mayfield pass intended for Jarvis Landry and returned the interception 38 yards for a touchdown late in the fourth quarter.
- Against Indianapolis (9/15), started at cornerback and tallied seven tackles and a pass defended. Broke up a third-and-seven pass intended for Deon Cain early in the third quarter.

- At Atlanta (9/29), started at cornerback and registered six tackles and a pass defended. Stopped Devonta Freeman for a one-yard loss on a short pass in the fourth quarter.
- At Denver (10/13), started at cornerback and recorded two tackles and a team-best two passes defended. Broke up a third-and-seven pass intended for Courtland Sutton in the opening stanza. Knocked down a pass intended for Emmanuel Sanders in the first quarter.
- Against L.A. Chargers (10/20), started at cornerback and posted five tackles and a pass defended. Combined with Wesley Woodyard to stuff Austin Ekeler for no gain on a rush off left end late in the opening quarter.
- Against Tampa Bay (10/27), started at cornerback and tallied a tackle and an interception. Intercepted a Jameis Winston pass intended for Chris Godwin and returned it 23 yards to the Tampa Bay six-yard line late in the first quarter.
- At Carolina (11/3), started at cornerback and produced two passes defended before leaving the game late in the second quarter with an injury.

**2018 (16/11 - Tennessee):** Played in all 16 games with 11 starts at cornerback in his first season with the Titans and led the team with 13 passes defended. Ranked second on the team with three interceptions. Collected 56 tackles, a sack, three stops for loss, a quarterback pressure and a forced fumble. Led or tied for the team lead in passes defended seven times (at MIA, vs. HOU, vs. BAL, at IND, vs. NYJ, vs. JAX, vs. IND). Tied for the team lead in sacks once (vs. PHI).

- At Miami (9/9), started at cornerback in his first game with the Titans and collected five tackles, an interception, a stop for loss and two passes defended. Stuffed Kenyan Drake for a one-yard loss on a short pass to the flat in the second quarter. Intercepted a Ryan Tannehill pass intended for Mike Gesicki in the end zone and returned it 34 yards in the third quarter. Batted down a pass intended for Albert Wilson late in the third stanza.
- Against Houston (9/16), started at cornerback and tallied six tackles and two passes defended. Broke up a pass intended for DeAndre Hopkins early in the first quarter. Batted down a pass intended for Hopkins during the Texans' final drive late in the fourth quarter.
- Against Philadelphia (9/30), started at cornerback and notched seven tackles, including a sack. Came off the edge on a blitz and dropped Carson Wentz for a nine-yard sack in the first quarter. Forced an Alshon Jeffery fumble that went out of bounds in the second quarter.
- Against Baltimore (10/14), played as a reserve at cornerback and amassed three tackles and two passes defended. Broke up a deep pass intended for Michael Crabtree late in the second quarter.
- At Indianapolis (11/18), started at cornerback and collected two tackles and a pass defended. Halted the Colts' opening drive by breaking up a third-and-nine pass intended for Ryan Grant in the first quarter.
- Against N.Y. Jets (12/2), started at cornerback and tallied six tackles, an interception and a stop for loss. Halted a Jets' drive by stonewalling Elijah McGuire for a four-yard loss on a short third-and-two swing pass in the fourth quarter. Sealed the victory by intercepting a Josh McCown pass intended for Chris Herndon late in the fourth quarter.
- Against Washington (12/22), started at cornerback and totaled three tackles, an interception returned for a score, a stop for loss and a quarterback pressure. Broke up a pass intended for Josh Doctson in the third quarter. Sealed the victory by intercepting a Josh Johnson pass and racing 56 yards as time expired in the game.
- Against Indianapolis (12/30), started at cornerback and registered six tackles and two passes defended. Batted down a pass intended for Dontrelle Inman in the second quarter. Broke up a pass intended for Eric Ebron in the third stanza.

**2017 (16/15, 3/2 - New England):** Played in all 16 games with 15 starts at cornerback and amassed 60 tackles, two interceptions, a sack, 12 passes defended and three forced fumbles. Saw action in all three postseason games with two starts and posted four tackles.

- Against Carolina (10/1), started at cornerback and led the team with eight tackles, while adding a pass defended and a first quarter interception of Cam Newton that led to the Patriots first touchdown drive.
- At N.Y. Jets (10/15), started at cornerback and was a key contributor with four tackles, three passes defended and an interception late in the second quarter that led to a Patriots touchdown to tie the game going into halftime. Also forced a fumble of Austin Seferian-Jenkins as he was going into the end zone for a fourth-quarter score which caused the fumble out of bounds to be ruled a touchback and returned possession to the Patriots.
- Against Atlanta (10/22), contributed with six tackles and a pass defended in a starting role at cornerback. The pass defended came on a third-and-one pass breakup of a Julio Jones fourth quarter target in the end zone which led to a fourth-down stop on the ensuing play for the Patriots.
- At Buffalo (12/3), made the start at cornerback and finished with a team-high eight tackles.
- At Pittsburgh (12/17), started at cornerback and finished with three tackles, including a key stop on the penultimate play of the game when he tackled Darrius Heyward-Bey inbounds to keep the clock running prior to Duron Harmon's game-sealing interception on the next play in the win.
- Against Buffalo (12/24), made the start at cornerback and finished with three tackles, a pass defended and a 13-yard sack of Tyrod Taylor in the fourth quarter.
- Against Jacksonville (1/21), started at cornerback and finished with six tackles total and added a pass defended in the AFC Championship victory.

**2016 (16/16, 3/3 - New England):** Earned his second career Pro Bowl invitation and named to the Associated Press All-Pro second team after starting all 16 regular season games and recording 63 tackles, one sack, and notched career-high four interceptions and 17 passes defended. Also forced one fumble and recovered two others. Started all three postseason contests and posted 11 tackles and one pass defended.

- Against Miami (9/18), led the team with eight tackles and one pass defended.
- At Pittsburgh (10/23), picked off Landry Jones in the end zone during the first quarter to end a Steelers scoring threat. Finished the game with six tackles and three passes defended.
- Against Seattle (11/13), led the defense with nine total tackles.
- At San Francisco (11/20), recorded his first ever NFL sack when he took down Colin Kaepernick. Added two tackles.
- At N.Y. Jets (11/27), forced and recovered a fumble to mark the first forced fumble and fumble recovery of his NFL career that led to a Patriots touchdown. Also added five total tackles.
- Against the Los Angeles Rams (12/4), picked off Jared Goff for seven yards. Added one total tackle and three passes defended.
- Against N.Y. Jets (12/24), had his first career two-interception game in the win when he picked off Bryce Petty on third-and-11 in the first quarter and Ryan Fitzpatrick for a 21-yard gain at the end of the third stanza. Had three total takeaways in the game after adding a fumble recovery in the second quarter to mark the first time that a Patriots player has had three takeaways in the same game since Steve Gregory had three (one interception and two fumble recoveries at N.Y. Jets Nov. 22, 2012).
- Against Pittsburgh (1/22), recorded four tackles and a pass defended in the AFC Championship.

**2015 (16/16, 2/2 - New England):** Earned his first career Pro Bowl invitation after starting all 16 regular season contests and recording 72 tackles, two interceptions and 15 passes defended. Started both playoff games and posted 12 tackles and three passes defended.

- At Buffalo (9/20), recorded his first career regular season interception off a Tyrod Taylor pass. Also added six tackles and one pass defended.
- At Indianapolis (10/18), recorded a single-game career-high nine tackles and two passes defended.
- At N.Y. Giants (11/15), recorded two solo tackles and three passes defended. Butler's three passes defended came against Odell Beckham Jr., who Butler held to four receptions on 12 targets.
- Against Tennessee (12/20), recorded seven tackles, an interception and one pass defended.
- Against Kansas City (1/16), made his first postseason start and recorded five tackles and one pass defended in the playoff victory.
- At Denver (1/24), recorded a career playoff-high seven tackles and two passes defended in the AFC Championship Game.

**2014 (11/1, 3/0 - New England):** Made the team as a rookie free agent and appeared in 11 regular season games with one start and totaled 14 tackles, four passes defended and one special teams tackle. Was inactive for four games and did not play in another contest. Played as a reserve in all three playoff contests and made four tackles, one interception and three passes defended.

- At Miami (9/7), made his NFL debut on special teams and at cornerback and recorded two tackles.
- Against Denver (11/2), saw significant playing time as a fourth cornerback and finished with four tackles and one pass defended.
- Against Miami (12/14), made his first NFL start at defensive back and notched two tackles.
- Against Buffalo (12/28), posted four tackles and one special teams stop.
- Against Seattle (2/1), sealed the Patriots' 28-24 Super Bowl XLIX win by intercepting Russell Wilson's pass intended for Ricardo Lockette in the end zone with 26 seconds left to play. He undercut a slant route, picked off the pass and returned it to the two-yard line. It was his first career NFL interception. Two plays before the interception, Butler swatted a deep pass intended for Jermaine Kearse, but Kearse was able to gather the tipped ball before Butler pushed him out of bounds at the five-yard line. Butler led the team with a game-high three passes defended in just 18 defensive snaps and posted three tackles.

#### COLLEGE:

- Played two seasons at West Alabama after transferring from Hinds (Miss.) Community College. Was a two-time first team All-Gulf South Conference selection at cornerback as a junior and senior.
- Played in 25 games at West Alabama and compiled 94 tackles, seven interceptions, 27 passes defended and blocked a field goal. Also returned kickoffs and punts.
- As a senior (2013), named first-team All-Gulf South Conference selection at cornerback led the GSC with 18 passes defended. Posted 45 tackles, two interceptions, one returned for a touchdown and blocked a field goal.
- As a junior (2012), selected a first-team All-Gulf South Conference selection after starting 12 games and tallying 49 tackles, five interceptions and 14 passes defended. Intercepted three passes in a game against West Georgia.
- Recorded 43 tackles with three interceptions and 12 broken up passes as a sophomore at Hinds (Miss.) Community College. Averaged 15 yards per interception return, including one for a score.
- Transferred to Alcorn State University before being invited back to Hinds Community College in 2011.
- Played in five games as a freshman (2010), making 22 tackles and picking off one pass at Hinds.
- Majored in physical education at West Alabama.

#### PERSONAL:

- Played for Coach Alonzo Stevens at Vicksburg (Miss.) High School and averaged five tackles per game as a senior.
- Despite only playing football as a freshman and senior at Vicksburg, Butler earned a scholarship to Hinds Community College in Raymond, Miss.
- Also participated in track & field at Vicksburg, where he competed in sprint events and jumps. Posted personal-bests of 12.07 seconds in the 100-meter dash, 1.83 meters (6'0") in the high jump, and 6.92 meters (22'8.5") in the long jump.
- Son of Deborah Butler and is one of five children.
- Follow Butler on Twitter and Instagram at @Mac\_BZ.
- Born Malcolm Terel Butler on March 2, 1990, in Vicksburg, Miss.

# MALCOLM BUTLER'S GAME-BY-GAME

## 2014 New England Patriots

Date	Opp	W/L	P/S	Tot Solo Asst	Sk - Yds	QBP	TFL	Int - Yds -TD	PD	FF	FR - Yds	SpT
Sept 7	@ Mia	L	p	2 2 0	0.0 0.0	NA	NA	0 0 0	0 0 0	0 0	0 0	0 0
Sept 14	@ Min	W	p	1 1 0	0.0 0.0	NA	NA	0 0 0	1 0 0	0 0	0 0	0 0
Sept 21	Oak	W	p	0 0 0	0.0 0.0	NA	NA	0 0 0	0 0 0	0 0	0 0	0 0
Sept 29	@ KC	L	p	1 1 0	0.0 0.0	NA	NA	0 0 0	0 0 0	0 0	0 0	0 0
Oct 5	Cin	W	IA									
Oct 12	@ Buf	WDNP										
Oct 16	NYJ	W	IA									
Oct 26	Chi	W	p	0 0 0	0.0 0.0	NA	NA	0 0 0	2 0 0	0 0	0 0	0 0
Nov 2	Den	W	p	4 4 0	0.0 0.0	NA	NA	0 0 0	1 0 0	0 0	0 0	0 0
Nov 16	@ Ind	W	p	0 0 0	0.0 0.0	NA	NA	0 0 0	0 0 0	0 0	0 0	0 0
Nov 23	Det	W	IA									
Nov 30	@ GB	L	IA									
Dec 7	@ SD	W	p	0 0 0	0.0 0.0	NA	NA	0 0 0	0 0 0	0 0	0 0	0 0
Dec 14	Mia	W	S	2 2 0	0.0 0.0	NA	NA	0 0 0	0 0 0	0 0	0 0	0 0
Dec 21	@ NYJ	W	p	0 0 0	0.0 0.0	NA	NA	0 0 0	0 0 0	0 0	0 0	0 0
Dec 28	Buf	L	p	4 3 1	0.0 0.0	NA	NA	0 0 0	0 0 0	0 0	0 1	0 0
<b>Totals</b>		<b>12-4</b>	<b>11/1</b>	<b>14 13 1</b>	<b>0.0 0.0</b>	<b>NA NA</b>	<b>0 0</b>	<b>0 0 4</b>	<b>0 0</b>	<b>0 0</b>	<b>0 1</b>	<b>0 0</b>
<b>Playoffs</b>												
Jan 10	Bal	W	p	0 0 0	0.0 0.0	NA	NA	0 0 0	0 0 0	0 0	0 0	0 0
Jan 18	Ind	W	p	1 1 0	0.0 0.0	NA	NA	0 0 0	0 0 0	0 0	0 0	0 0
Feb 1	Sea	W	p	3 3 0	0.0 0.0	NA	NA	1 3 0	3 0 0	0 0	0 0	0 0
<b>Totals</b>		<b>3-0</b>	<b>3/0</b>	<b>4 4 0</b>	<b>0.0 0.0</b>	<b>NA NA</b>	<b>1 3</b>	<b>0 3 0</b>	<b>0 0</b>	<b>0 0</b>	<b>0 0</b>	<b>0 0</b>

## 2015 New England Patriots

Date	Opp	W/L	P/S	Tot Solo Asst	Sk - Yds	QBP	TFL	Int - Yds -TD	PD	FF	FR - Yds	SpT
Sept 10	Pit	W	S	5 3 2	0.0 0.0	NA	NA	0 0 0	0 0 0	0 0	0 0	0 0
Sept 20	@ Buf	W	S	6 4 2	0.0 0.0	NA	NA	1 9 0	1 0 0	0 0	0 0	0 0
Sept 27	Jax	W	S	4 4 0	0.0 0.0	NA	NA	0 0 0	3 0 0	0 0	0 0	0 0
Oct 11	@ Dal	W	S	1 0 1	0.0 0.0	NA	NA	0 0 0	1 0 0	0 0	0 0	0 0
Oct 18	@ Ind	W	S	9 7 2	0.0 0.0	NA	NA	0 0 0	2 0 0	0 0	0 0	0 0
Oct 25	NYJ	W	S	6 4 2	0.0 0.0	NA	NA	0 0 0	0 0 0	0 0	0 0	0 0
Oct 29	Mia	W	S	4 4 0	0.0 0.0	NA	NA	0 0 0	0 0 0	0 0	0 0	0 0
Nov 8	Was	W	S	5 4 1	0.0 0.0	NA	NA	0 0 0	1 0 0	0 0	0 0	0 0
Nov 15	@ NYG	W	S	2 2 0	0.0 0.0	NA	NA	0 0 0	3 0 0	0 0	0 0	0 0
Nov 23	Buf	W	S	3 3 0	0.0 0.0	NA	NA	0 0 0	0 0 0	0 0	0 0	0 0
Nov 29	@ Den	L	S	7 7 0	0.0 0.0	NA	NA	0 0 0	1 0 0	0 0	0 0	0 0
Dec 6	Phi	L	S	2 2 0	0.0 0.0	NA	NA	0 0 0	1 0 0	0 0	0 0	0 0
Dec 13	@ Hou	W	S	1 1 0	0.0 0.0	NA	NA	0 0 0	1 0 0	0 0	0 0	0 0
Dec 20	Ten	W	S	7 5 2	0.0 0.0	NA	NA	1 0 0	1 0 0	0 0	0 0	0 0
Dec 27	@ NYJ	L	S	3 2 1	0.0 0.0	NA	NA	0 0 0	0 0 0	0 0	0 0	0 0
Jan 3	@ Mia	L	S	7 5 2	0.0 0.0	NA	NA	0 0 0	0 0 0	0 0	0 0	0 0
<b>Totals</b>		<b>12-4</b>	<b>16/16</b>	<b>72 57 15</b>	<b>0.0 0.0</b>	<b>NA NA</b>	<b>2 9</b>	<b>0 15 0</b>	<b>0 0</b>	<b>0 0</b>	<b>0 0</b>	<b>0 0</b>
<b>Playoffs</b>												
Jan 16	KC	W	S	5 4 1	0.0 0.0	NA	NA	0 0 0	1 0 0	0 0	0 0	0 0
Jan 24	@ Den	L	S	7 6 1	0.0 0.0	NA	NA	0 0 0	2 0 0	0 0	0 0	0 0
<b>Totals</b>		<b>1-1</b>	<b>2/2</b>	<b>12 10 2</b>	<b>0.0 0.0</b>	<b>NA NA</b>	<b>0 0</b>	<b>0 3 0</b>	<b>0 0</b>	<b>0 0</b>	<b>0 0</b>	<b>0 0</b>

## 2016 New England Patriots

Date	Opp	W/L	P/S	Tot Solo Asst	Sk - Yds	QBP	TFL	Int - Yds -TD	PD	FF	FR - Yds	SpT
Sept 11	@ Ari	W	S	4 3 1	0.0 0.0	NA	NA	0 0 0	2 0 0	0 0	0 0	0 0
Sept 18	Mia	W	S	8 7 1	0.0 0.0	NA	NA	0 0 0	1 0 0	0 0	0 0	0 0
Sept 22	Hou	W	S	4 2 2	0.0 0.0	NA	NA	0 0 0	1 0 0	0 0	0 0	0 0
Oct 2	Buf	L	S	3 3 0	0.0 0.0	NA	NA	0 0 0	0 0 0	0 0	0 0	0 0
Oct 9	@ Cle	W	S	1 1 0	0.0 0.0	NA	NA	0 0 0	0 0 0	0 0	0 0	0 0
Oct 16	Cin	W	S	3 2 1	0.0 0.0	NA	NA	0 0 0	4 0 0	0 0	0 0	0 0
Oct 23	@ Pit	W	S	6 3 3	0.0 0.0	NA	NA	1 0 0	3 0 0	0 0	0 0	0 0
Oct 30	@ Buf	W	S	4 3 1	0.0 0.0	NA	NA	0 0 0	0 0 0	0 0	0 0	0 0
Nov 13	Sea	L	S	9 7 2	0.0 0.0	NA	NA	0 0 0	0 0 0	0 0	0 0	0 0
Nov 20	@ SF	W	S	2 2 0	1.0 0.0	NA	NA	0 0 0	0 0 0	0 0	0 0	0 0
Nov 27	@ NYJ	W	S	5 5 0	0.0 0.0	NA	NA	0 0 0	1 1 0	0 0	0 0	0 0
Dec 4	LA	W	S	1 1 0	0.0 0.0	NA	NA	1 7 0	3 0 0	0 0	0 0	0 0
Dec 12	Bal	W	S	4 3 1	0.0 0.0	NA	NA	0 0 0	1 0 0	0 0	0 0	0 0
Dec 18	@ Den	W	S	3 3 0	0.0 0.0	NA	NA	0 0 0	0 0 0	0 0	0 0	0 0
Dec 24	NYJ	W	S	0 0 0	0.0 0.0	NA	NA	2 21 0	2 0 1	0 0	0 0	0 0
Jan 1	@ Mia	W	S	6 3 3	0.0 0.0	NA	NA	0 0 0	0 0 0	0 0	0 0	0 0
<b>Totals</b>		<b>14-2</b>	<b>16/16</b>	<b>63 48 15</b>	<b>1.0 0.0</b>	<b>NA NA</b>	<b>4 28</b>	<b>0 17 1</b>	<b>2 0</b>	<b>0 0</b>	<b>0 0</b>	<b>0 0</b>
<b>Playoffs</b>												
Jan 14	Hou	W	S	5 5 0	0.0 0.0	NA	NA	0 0 0	0 0 0	0 0	0 0	0 0
Jan 22	Pit	W	S	4 3 1	0.0 0.0	NA	NA	0 0 0	1 0 0	0 0	0 0	0 0
Feb 5	Atl	W	S	2 1 1	0.0 0.0	NA	NA	0 0 0	0 0 0	0 0	0 0	0 0
<b>Totals</b>		<b>3-0</b>	<b>3/3</b>	<b>11 9 2</b>	<b>0.0 0.0</b>	<b>NA NA</b>	<b>0 0</b>	<b>0 1 0</b>	<b>0 0</b>	<b>0 0</b>	<b>0 0</b>	<b>0 0</b>

## 2017 New England Patriots

Date	Opp	W/L	P/S	Tot Solo Asst	Sk - Yds	QBP	TFL	Int - Yds -TD	PD	FF	FR - Yds	SpT
Sept 7	KC	L	S	4 4 0	0.0 0.0	NA	NA	0 0 0	0 0 0	0 0	0 0	0 0
Sept 17	@ NO	W	p	2 2 0	0.0 0.0	NA	NA	0 0 0	1 0 0	0 0	0 0	0 0
Sept 24	Hou	W	S	3 2 1	0.0 0.0	NA	NA	0 0 0	0 0 0	0 0	0 0	0 0
Oct 1	Car	L	S	8 7 1	0.0 0.0	NA	NA	1 -2 0	1 0 0	0 0	0 0	0 0
Oct 5	@ TB	W	S	4 3 1	0.0 0.0	NA	NA	0 0 0	1 0 0	0 0	0 0	0 0
Oct 15	@ NYJ	W	S	4 4 0	0.0 0.0	NA	NA	1 1 0	3 1 0	0 0	0 0	0 0
Oct 22	Atl	W	S	6 6 0	0.0 0.0	NA	NA	0 0 0	0 1 0	0 0	0 0	0 0
Oct 29	LAC	W	S	1 1 0	0.0 0.0	NA	NA	0 0 0	0 0 0	0 0	0 0	0 0
Nov 12	@ Den	W	S	3 3 0	0.0 0.0	NA	NA	0 0 0	1 0 0	0 0	0 0	0 0
Nov 19	@ Oak	W	S	2 2 0	0.0 0.0	NA	NA	0 0 0	0 1 0	0 0	0 0	0 0
Nov 26	Mia	W	S	4 3 1	0.0 0.0	NA	NA	0 0 0	2 1 0	0 0	0 0	0 0
Dec 3	@ Buf	W	S	8 7 1	0.0 0.0	NA	NA	0 0 0	0 0 0	0 0	0 0	0 0
Dec 11	@ Mia	L	S	3 3 0	0.0 0.0	NA	NA	0 0 0	0 0 0	0 0	0 0	0 0
Dec 17	@ Pit	W	S	3 3 0	0.0 0.0	NA	NA	0 0 0	0 0 0	0 0	0 0	0 0
Dec 24	Buf	W	S	3 3 0	1.0 13.0	NA	NA	0 0 0	0 1 0	0 0	0 0	0 0
Dec 31	NYJ	W	S	2 2 0	0.0 0.0	NA	NA	0 0 0	0 0 0	0 0	0 0	0 0
<b>Totals</b>		<b>13-3</b>	<b>16/15</b>	<b>60 55 5</b>	<b>1.0 13.0</b>	<b>NA NA</b>	<b>2 -1</b>	<b>0 12</b>	<b>3 0</b>	<b>0 0</b>	<b>0 0</b>	<b>0 0</b>
<b>Playoffs</b>												
Jan 13	Ten	W	S	4 4 0	0.0 0.0	NA	NA	0 0 0	0 0 0	0 0	0 0	0 0
Jan 21	Jax	W	S	6 4 2	0.0 0.0	NA	NA	0 0 0	0 0 0	0 0	0 0	0 0
Feb 4	Phi	L	p	0 0 0	0.0 0.0	NA	NA	0 0 0	0 0 0	0 0	0 0	0 0
<b>Totals</b>		<b>2-1</b>	<b>3/2</b>	<b>10 8 2</b>	<b>0.0 0.0</b>	<b>NA NA</b>	<b>0 0</b>	<b>0 0 0</b>	<b>0 0 0</b>	<b>0 0</b>	<b>0 0</b>	<b>0 0</b>

## 2018 Tennessee Titans

Date	Opp	W/L	P/S	Tot Solo Asst	Sk - Yds	QBP	TFL	Int - Yds -TD	PD	FF	FR - Yds	SpT
Sept 9	@ Mia	L	S	5 4 1	0.0 0.0	0	1 1	34 0	1 0	0 0	0 0	0 0
Sept 16	Hou	W	S	6 6 0	0.0 0.0	0	0 0	0 0	2 0	0 0	0 0	0 0
Sept 23	@ Jax	W	S	3 3 0	0.0 0.0	0	0 0	0 0	0 0	0 0	0 0	0 0
Sept 30	Phi	W	S	7 7 0	1.0 9.0	0	0 0	0 0	0 0	1 0	0 0	0 0
Oct 7	@ Buf	L	S	1 0 1	0.0 0.0	0	0 0	0 0	0 0	0 0	0 0	0 0
Oct 14	Bal	L	p	3 3 0	0.0 0.0	0	0 0	0 0	2 0	0 0	0 0	0 0
Oct 21	@ LAC	L	p	1 1 0	0.0 0.0	0	0 0	0 0	0 0	0 0	0 0	0 0
Nov 5	@ Dal	W	p	3 3 0	0.0 0.0	0	0 0	0 0	0 0	0 0	0 0	0 0
Nov 11	NE	W	S	3 3 0	0.0 0.0	0	0 0	0 0	0 0	0 0	0 0	0 0
Nov 18	@ Ind	L	S	2 2 0	0.0 0.0	0	0 0	0 0	1 0	0 0	0 0	0 0
Nov 26	@ Hou	L	p	2 2 0	0.0 0.0	0	0 0	0 0	0 0	0 0	0 0	0 0
Dec 2	NYJ	W	S	6 3 3	0.0 0.0	0	1 1	0 0	1 0	0 0	0 0	0 0
Dec 6	Jax	W	S	4 3 1	0.0 0.0	0	0 0	0 0	2 0	0 0	0 0	0 0
Dec 16	@ NYG	W	p	1 1 0	0.0 0.0	0	0 0	0 0	1 0	0 0	0 0	0 0
Dec 22	Was	W	S	3 3 0	0.0 0.0	1	1 1	56 1	1 0	0 0	0 0	0 0
Dec 30	Ind	L	S	6 5 1	0.0 0.0	0	0 0	0 0	2 0	0 0	0 0	0 0
<b>Totals</b>		<b>9-7</b>	<b>16/11</b>	<b>56 49 7</b>	<b>1.0 9.0</b>	<b>1 3</b>	<b>3 90</b>	<b>1 13</b>	<b>1 0</b>	<b>0 0</b>	<b>0 0</b>	

## MALCOLM BUTLER'S NFL STATISTICS

REGULAR SEASON				TACKLES							INTERCEPTIONS					FUMBLES			
Year	Team	GP	GS	Tot	Solo	Asst	Sk	Yds	QBP	TFL	No	Yds	Lg	TD	PD	FF	FR	Yds	SpT
2014	New England	11	1	14	13	1	0.0	0.0	NA	NA	0	0	-	0	3	0	0	0	1
2015	New England	16	16	67	56	11	0.0	0.0	NA	NA	2	9	9	0	15	0	0	0	0
2016	New England	16	16	63	48	15	1.0	0.0	NA	NA	4	28	21	0	17	1	2	0	0
2017	New England	16	15	60	55	5	1.0	13.0	NA	NA	2	-1	1	0	12	3	0	0	0
2018	Tennessee	16	11	56	49	7	1.0	9.0	1	3	3	90	56t	1	13	1	0	0	0
2019	Tennessee	9	9	30	23	7	0.0	0.0	0	0	2	61	38t	1	10	0	0	0	0
<b>NFL Totals</b>		<b>84</b>	<b>68</b>	<b>290</b>	<b>244</b>	<b>46</b>	<b>3.0</b>	<b>22.0</b>	<b>1</b>	<b>3</b>	<b>13</b>	<b>187</b>	<b>56t</b>	<b>2</b>	<b>70</b>	<b>5</b>	<b>2</b>	<b>0</b>	<b>1</b>

PLAYOFFS				TACKLES							INTERCEPTIONS					FUMBLES			
Year	Team	GP	GS	Tot	Solo	Asst	Sk	Yds	QBP	TFL	No	Yds	Lg	TD	PD	FF	FR	Yds	SpT
2014	New England	3	0	4	4	0	0.0	0.0	NA	NA	1	3	3	0	3	0	0	0	0
2015	New England	2	2	12	10	2	0.0	0.0	NA	NA	0	0	-	0	3	0	0	0	0
2016	New England	3	3	11	9	2	0.0	0.0	NA	NA	0	0	-	0	1	0	0	0	0
2017	New England	3	2	10	8	2	0.0	0.0	NA	NA	0	0	-	0	1	0	0	0	0
2019	Tennessee	0	0	0	0	0	0.0	0.0	0	0	0	0	-	0	0	0	0	0	0
<b>Playoff Totals</b>		<b>11</b>	<b>7</b>	<b>37</b>	<b>31</b>	<b>6</b>	<b>0.0</b>	<b>0.0</b>	<b>NA</b>	<b>NA</b>	<b>1</b>	<b>3</b>	<b>3</b>	<b>0</b>	<b>8</b>	<b>0</b>	<b>0</b>	<b>0</b>	<b>0</b>

### Single-Game Highs


Tackles - 9 (Twice, last vs. Seattle 11/13/16)  
 Interceptions - 2 vs. N.Y. Jets (12/24/16)  
 Interception Long - 56t vs. Washington (12/22/18)  
 Sacks - 1 (Three times, last vs. Philadelphia 9/30/18)  
 Passes Defensed - 4 vs. Cincinnati (10/16/16)  
 Forced Fumbles - 1 (Five times, last vs. Philadelphia 9/30/18)  
 Fumble Recoveries - 1 (Twice, last vs. N.Y. Jets 12/24/16)

### Playoff Single-Game Highs

Tackles - 7 at Denver (1/24/15)  
 Interceptions - 1 vs. Seattle (2/1/15)  
 Interception Long - 3 vs. Seattle (2/1/15)  
 Passes Defensed - 3 vs. Seattle (2/1/15)

### Additional Statistics

Touchdown - 2 (56-yard interception return vs. Washington, 12/22/18; 38-yard interception at Cleveland, 9/8/19)



# 31 KEVIN BYARD

**SAFETY • 5'11" • 212 LBS • COLLEGE: MIDDLE TENNESSEE STATE**  
**ACQUIRED: 3RD ROUND - 2016 • NFL EXPERIENCE (NFL/TITANS): 4/4**  
**HOMETOWN: LITHONIA, GA.**  
**GAMES PLAYED/GAMES STARTED: 64/55 (PLAYOFFS: 5/5)**



**Captain: 2019**



**Pro Bowl: 2017**

**PRO:** The Titans selected Kevin Byard with the first pick of the third round in the 2016 NFL Draft, and he is now considered one of the top safeties in the NFL. Following his second season, during which he tied for the NFL lead in interceptions (eight) and led the NFL in total takeaways (10), he was named first-team Associated Press All-Pro and earned his first Pro Bowl berth. From 2017 through 2019, no player had more interceptions than Byard, who totaled 17. The 5-foot-11-inch, 212-pound defender was named a team captain for the defense for the first time in 2019. A product of Middle Tennessee State University, Byard has a reputation as a sideline-to-sideline, ball-hawking safety who plays with tremendous intelligence and effort.

### CAREER HIGHLIGHTS:

- From 2017 through 2019, Byard led the NFL with 17 interceptions.
- In 2019, Byard led the team in interceptions (five) for the third consecutive season, while starting every contest for the third consecutive season.
- In 2018, Byard led the team with four interceptions and ranked third on the team with 96 tackles and 10 passes defended.
- In 2017, Byard was named to the Pro Bowl and earned first-team Associated Press All-Pro honors after tying Detroit's Darius Slay for the NFL lead with eight interceptions. He added a pair of fumble recoveries to pace the league with 10 total takeaways.
- His eight interceptions in 2017 tied for seventh in franchise history and made up the highest total by any franchise player since Oilers cornerback Richard Johnson picked off eight passes in 1990.
- In 2016, Byard saw action in all 16 games with seven starts and compiled 63 tackles, a sack, five tackles for loss, three quarterback pressures, four passes defended and 10 special teams tackles. His seven starts were the most by a Titans rookie safety since Michael Griffin (10) in 2007.

### TITANS TIDBITS:

- In July 2020, Byard was named the official spokesperson for the United Way of Greater Nashville. His first order of business was to participate in the organization's virtual Stuff the Bus school supply drive.
- Byard credits his mother, Artina Stanley, for much of his success. Following a divorce when Byard was in ninth grade, his mother moved with the children from Philadelphia to Atlanta. Although it was a financial struggle, Stanley worked long hours to make sure her children received what they needed. Byard claims he and his older brother "had to grow up really fast" as they helped their mother with taking care of the younger kids in the family. In May 2020, Byard was able to accomplish a goal of helping to purchase his mother her "forever home."
- During the 2019 offseason, Byard hosted 200-plus youngsters at the inaugural Kevin Byard Football Camp at Ensworth School. He plans to hold the camp—which is free—every year.
- The Titans had an inside track in their scouting of Byard. Titans general manager Jon Robinson received glowing reports on Byard from his friend and MTSU recruiting coordinator Steve Ellis. When Robinson was a linebackers coach at Nicholls State, Ellis was one of his pupils, and the two remained close through the years. Additionally, Patrick Callaway, college scout for the Titans, was Byard's high school teammate.
- Byard says his football role models are Ed Reed, Brian Dawkins and Troy Polamalu.
- Byard has aspirations to travel the world, and his bucket list includes setting foot on every continent.

### CAREER TRANSACTIONS:

- The Lithonia, Ga., native was selected by the Titans in the third round (64th overall) of the 2016 NFL Draft.

### SEASON RECAPS:

- 2019 (16/16, 3/3):** Started all 16 games for the third consecutive season and led the team and tied for fourth in the NFL with five interceptions. Tied for second on the squad with 10 passes defended. Also posted 91 tackles, including two stops for loss, a quarterback pressure and five special teams tackles. Led the NFL with 17 regular season interceptions from 2017 through 2019. Also caught one pass for 11 yards in 2019. Started all three postseason contests and registered 20 tackles, an interception and a special teams tackle. Led or tied for the team lead in passes defended four times (at ATL, vs. BUF, at IND, at HOU).
- At Cleveland (9/8), collected seven tackles and an interception. Intercepted a Baker Mayfield pass intended for Odell Beckham Jr. and returned it 28 yards early in the fourth quarter.
  - At Atlanta (9/29), registered eight tackles and a team-best two passes defended. Broke up a pass intended for Austin Hooper late in the third quarter.
  - Against Buffalo (10/6), notched seven tackles and two passes defended, including an interception. Set up the Titans' touchdown by intercepting a Josh Allen third-and-five pass in the third quarter. Halted a Bills' drive by knocking down a third-and-six pass intended for Dawson Knox late in the third quarter.
  - At Denver (10/13), recorded three tackles and an interception. Notched a special teams tackle on coverage units. Halted a Broncos' drive by intercepting Joe Flacco's deep pass intended for Noah Fant and returning it 25 yards in the third quarter.
  - Against L.A. Chargers (10/20), posted eight tackles and a pass defended. Posted his first career reception on a fake punt. Halted the Chargers' opening drive by breaking up a fourth-and-two pass intended for Hunter Henry. Extended the Titans' opening scoring drive with an 11-yard reception from Brett Kern on the fake punt on fourth-and-eight in the opening stanza.
  - Against Jacksonville (11/24), notched a season-high 11 tackles and a special teams tackle on coverage units.
  - At Indianapolis (12/1), posted four tackles, an interception and a quarterback pressure. Intercepted a Jacoby Brissett pass and returned it 21 yards to the Colts' 14-yard line setting up a Titans' field goal in the third quarter.
  - At Houston (12/29), recorded six tackles and an interception. Intercepted an A.J. McCarron pass intended for Jordan Akins late in the fourth quarter.
  - At New England (1/4), posted five tackles. Tied for the team lead with a special teams tackle on coverage units.
  - At Baltimore (1/11), recorded 11 tackles and an interception. Intercepted a Lamar Jackson pass intended for Mark Andrews and returned it 31 yards setting up the Titans' opening touchdown in the first quarter. Stuffed Andrews for no gain on a short pass in the right flat early in the fourth quarter.
  - At Kansas City (1/19), registered four tackles.

**2018 (16/16):** Started all 16 games for the second consecutive season and led the team with four interceptions. Ranked third on the team with 96 tackles and 10 passes defended. Collected two sacks, four quarterback pressures and six special teams tackles. Also posted a 66-yard touchdown pass on a fake punt. Led the team in tackles once (vs. WAS). Tied for the team lead in passes defended six times (at MIA, vs. PHI, at DAL, vs. NE, at NYG, vs. WAS). Tied for the team lead in quarterback pressures once (vs.

NYJ). Tied for the team lead in sacks once (at NYG). Set a career-high with 16 tackles against Washington (12/22/18).

- Against Houston (9/16), tallied four tackles. Gave the Titans a 7-0 lead with a 66-yard touchdown pass to Dane Cruikshank on a fake punt early in the first quarter. It was the longest touchdown pass by a defensive player in the Super Bowl era. Byard became the first primarily defensive player in franchise history to record a touchdown pass. Posted a special teams stop on coverage units.
- Against Philadelphia (9/30), tied a then career-high with 10 tackles, and added a quarterback pressure and a pass defended.
- Against Baltimore (10/14), amassed five tackles, an interception and two quarterback pressures. Registered two special teams stops on coverage units. Teamed with Jayon Brown to stop Hayden Hurst for no gain on a jet sweep in the first quarter. Collected his first interception of the season on a Joe Flacco pass that was deflected by Logan Ryan late in the second quarter.
- At Dallas (11/5), posted five tackles with an interception. Stuffed Ezekiel Elliott for a one-yard loss on a rush off right end early in the first quarter. Halted a potential Cowboys' scoring drive by intercepting a pass intended for Amari Cooper in the back of the end zone in the first quarter.
- Against New England (11/11), notched five tackles and two passes defended. Halted a Patriots' drive by knocking down a third-and-four pass intended for Jacob Hollister in the third quarter.
- Against Jacksonville (12/6), amassed three tackles, including a sack and a quarterback pressure. Ended a Jaguars' drive by sacking Cody Kessler for an eight-yard loss on third-and-nine in the first quarter.
- At N.Y. Giants (12/16), posted three tackles, including a sack, an interception and another pass defended in the Titans' first shutout win since 2000. Collected a special teams tackle on coverage units. Ended the first half by sacking Eli Manning for a 10-yard loss on third-and-10. Halted a potential Giants' scoring drive by intercepting an Eli Manning pass intended for Russell Shepard on third-and-20 in the third quarter. Sealed the shutout by breaking up a fourth-and-goal pass intended for Evan Engram late in the fourth quarter.
- Against Washington (12/22), led the team with a career-best 16 tackles, an interception and another pass defended. Broke up a deep pass over the middle intended for Michael Floyd in the third quarter. Intercepted a Josh Johnson third-and-three pass intended for Josh Doctson late in the fourth quarter.

**2017 (16/16, 2/2):** Selected first-team Associated Press All-Pro at safety and named to his first career Pro Bowl. Started all 16 games and tied for the NFL lead with eight interceptions. Ranked second on the team with 18 passes defended and third on the squad with a career-high 87 tackles. Notched three quarterback pressures, four tackles for loss and two fumble recoveries. Started both postseason contests and led the team with 16 tackles. Named AFC Defensive Player of the Week after tallying eight tackles and two interceptions against Jacksonville (12/31/17). Named AFC Defensive Player of the Week after tying a single-game franchise record with three interceptions at Cleveland (10/22/17). His eight interceptions in 2017 were the most by any franchise player since Oilers cornerback Richard Johnson picked off eight passes in 1990. Collected his first career NFL interception at Houston (10/1/17). Tied a career-high with 10 tackles at Houston (10/1/17). Led or tied for the team lead in passes defended six times (at JAX, at HOU, at CLE, vs. CIN, at PIT, vs. JAX).

- At Jacksonville (9/17), collected nine tackles and a pass defended. Combined with Derrick Morgan to stonewall Leonard Fournette for no gain on a rush off left end in the second quarter. Halted a Jaguars' drive by batting down a pass intended for Mercedes Lewis on third-and-14 in the third quarter.
- At Houston (10/1), tied a career-high with 10 tackles while posting a team-best two passes defended, including his first career interception. Broke up a pass intended for DeAndre Hopkins in the second quarter. Halted a potential Texans' scoring drive by intercepting a Deshaun Watson pass intended for DeAndre Hopkins just before halftime.
- At Miami (10/8), totaled four tackles, including two stops for loss and a fumble recovery. Stuffed Jarvis Landry for no gain on a short pass in the first quarter. Recovered a Jay Ajayi fumble that was forced by Adoree' Jackson and returned it six yards in the second quarter. Stuffed Ajayi for a one-yard loss on a rush off right guard in the final stanza.
- At Cleveland (10/22), named AFC Defensive Player of the Week after posting two tackles, including a stop for loss and a career-high three interceptions. Tied a single-game franchise record with three interceptions and the feat had only happened nine previous times in team annals.

Stonewalled Duke Johnson for a three-yard loss on a short pass in the second quarter. Halted a potential Browns' scoring drive by intercepting a DeShone Kizer pass intended for Rashard Higgins late in the second quarter. Intercepted Kizer for a second time by jumping in front of a pass intended for Bryce Treggs early in the third quarter. Collected his third interception of the afternoon by picking off a Cody Kessler pass intended for David Njoku on third-and-13 in the fourth quarter.

- Against Baltimore (11/5), collected six tackles, two interceptions and another pass defended. With three interceptions at Cleveland and two interceptions against the Ravens, became the first player in franchise history to record five interceptions in a two-game span. Intercepted a Joe Flacco pass intended for Breshad Perriman after Logan Ryan deflected the ball in the first quarter. Hauled in his second interception of the afternoon by picking off a deep pass intended for Benjamin Watson early in the third quarter. Batted down a deep pass intended for Mike Wallace in the end zone late in the fourth quarter.
- At Indianapolis (11/26), registered four tackles and a fumble recovery. Set up the Titans' first touchdown by pouncing on a Marlon Mack fumble on the Colts' four-yard line in the third quarter.
- Against Jacksonville (12/31), named AFC Defensive Player of the Week after tallying eight tackles and two interceptions. Picked off a Blake Bortles pass intended for Allen Hurns on third-and-nine early in the fourth quarter. Sealed the victory by intercepting a Bortles pass intended for James O'Shaughnessy with 10 seconds left in the game.
- At Kansas City (1/6), started at safety and recorded six tackles in his first career postseason game. Stuffed Kareem Hunt for no gain on a short pass in the left flat in the second quarter.
- At New England (1/13), started at safety and finished second on the team with 10 tackles. Teamed with Avery Williamson to stop James White for no gain on a rush up the middle early in the second quarter.

**2016 (16/7):** Played in all 16 games with seven starts as a rookie and finished fifth on the team with 63 tackles. Ranked second on the squad with 10 special teams tackles. Collected a sack, five tackles for loss, three quarterback pressures and four passes defended. Led or tied for the team lead in tackles twice in 2016 (at SD, vs. GB). Tied for the team lead in passes defended twice in 2016 (vs. IND, at SD). Led or tied for the team lead in special teams tackles seven times in 2016 (vs. MIN, at DET, at MIA, vs. JAX, at SD, at CHI, vs. DEN). Appeared in his first career NFL game against Minnesota (9/11/16). Made his first NFL start at safety against Green Bay (11/13/16).

- Against Minnesota (9/11), made his NFL debut as a reserve safety and collected four tackles, including a stop for loss. Notched a special teams tackle on coverage units. Burst through the line and stuffed Adrian Peterson for a five-yard loss on a rush off right tackle at the end of the third quarter.
- Against Jacksonville (10/27), played significant snaps as a reserve at safety and posted five tackles, including two stops for loss. Tied for the team lead with a special teams tackle. Pounced on Chris Ivory for no gain after the running back recovered his own fumble late in the first quarter. Stuffed Blake Bortles for a one-yard loss on a rush off left end in the final quarter.
- At San Diego (11/6), saw significant action as a reserve at safety and tied for the team lead with a career-best 10 tackles, including a stop for loss and a pass defended. Tied for the team lead with a special teams tackle on coverage units. Ended a Chargers' drive by breaking up a third-and-two pass intended for Antonio Gates late in the second quarter. Stuffed Melvin Gordon for a two-yard loss on a rush off left guard late in the second quarter.
- Against Green Bay (11/13), made his first career NFL start at safety and notched a team-leading nine tackles, including a sack. Ended a Packers' drive by registering his first career sack when he dropped Aaron Rodgers for an eight-yard loss on third-and-eight in the opening stanza.
- At Chicago (11/27), started at safety and registered seven tackles. Led the team with two special teams tackles on coverage units. Defended a deep pass intended for Cameron Meredith in the fourth quarter.
- Against Denver (12/11), started at safety and collected five tackles, two quarterback pressures and a pass defended. Tied for the team lead with a special teams stop.
- Against Houston (1/1), started at safety and registered five tackles, including a stop for loss and a pass defended. Broke up a pass intended for Alfred Blue in the first quarter. Stuffed Jonathan Grimes for no gain on a rush off left tackle on the final play of the first quarter. Stuffed Alfred Blue for no gain on a third-and-goal rush off right tackle in the fourth quarter.

**COLLEGE:**

- During a four-year career at Middle Tennessee State, he appeared in 49 games and notched 46 starts at safety. He set school records with 19 career interceptions, 377 interception return yards and four interception returns for touchdowns. He finished sixth in MTSU history with 312 career tackles. In 49 career games, he had a hand in 25 turnovers (19 interceptions, five forced fumbles and one fumble recovery). Had 17 additional career passes defended and five tackles for loss. He was twice named first-team All-Conference USA.
- As a senior (2015), appeared in 12 games with nine starts as a permanent team captain. Ranked fourth on the team with 66 tackles and led the squad with four interceptions and six additional pass breakups. Ranked second among safeties with 718 snaps played. Named first-team All-Conference USA for the second consecutive season. Against North Texas on Nov. 21, 2015, he set the Middle Tennessee State record with his 18th career interception. He picked off another pass the following week to finish his career with 19 interceptions.
- As a junior (2014), played and started all 12 games and led the team with six interceptions. Ranked fourth on the team with 66 tackles, including three tackles for loss, and added four pass breakups, two forced fumbles and a blocked kick. Ranked seventh nationally and first in Conference USA in interceptions. Played a team-high 980 snaps. Named first-team All-Conference USA.
- As a sophomore (2013), played and started all 13 games. Registered a career-best 106 tackles to finish second on the team. Led the team with five interceptions. Also finished with an additional five pass breakups, a forced fumble and a fumble recovery. Equaled his own school mark with two interceptions returned for touchdowns. Led the team with 996 snaps played. Voted honorable mention All-Conference USA.
- As a redshirt freshman (2012), started all 12 games and led the team with four interceptions. Tied for third on the team with 74 tackles and added two pass breakups, two forced fumbles and a hurry. Equaled the school record with two interception returns for touchdowns and set the single-season record for interception return yards with 167. Led the entire team with 925 total snaps played and had 80 or more snaps four times. Named FWAA Freshman All-American, second-team All-SBC. Against Troy (11/24), forced three turnovers in win with two interceptions and a forced fumble to go with a pass breakup and six tackles. Second pick went for 77 yards and game-winning score late in fourth quarter. Named the SBC Defensive Player of the Week and the College Performance Awards National Defensive Back of the Week.
- As a freshman (2011), redshirted.
- Graduated in May 2015 with a degree in liberal studies.

**PERSONAL:**

- He splits time between Nashville and Lithonia, Ga., with his wife, Clarke, and their daughter, Eliana.
- Attended M.L. King (Lithonia, Ga.), where as a senior he totaled 94 tackles, two interceptions, two blocked punts, and two fumble recoveries on defense. On offense, he recorded 35 receptions for 723 yards and six touchdowns, as well as 245 rushing yards and two rushing touchdowns. Also returned 12 kickoffs for 350 yards and a touchdown.
- Voted Class AAAAA first-team all-state by the Atlanta Journal Constitution and the Associated Press. Earned all-region honors on offense and defense, while also garnering all-area and all-county accolades.
- Also lettered in track as a high school athlete.
- Byard has three brothers and three sisters and is the second oldest of the group.
- List of favorites: (TV show) "Martin"; (movie) "Wolf of Wall Street" and "Paid in Full"; (musician or band) Future; (food) Philadelphia cheesesteaks and hot wings; (childhood sports teams) Philadelphia 76ers; (athlete as a child) Allen Iverson; and (guilty pleasure) late-night snacks.
- Follow Byard on Twitter at @KB31\_Era.
- Follow Byard on Instagram at @kb31\_savage.
- Born Kevin Leon Byard Jr. on Aug. 17, 1993 in Philadelphia, Pa.

## KEVIN BYARD'S GAME-BY-GAME

### 2016 Tennessee Titans

Date	Opp	W/L	P/S	Tot	Solo	Asst	Sk	- Yds	QBP	TFL	Int	- Yds	-TD	PD	FF	FR	- Yds	SpT
Sept 11	Min	L	p	4	3	1	0.0	0.0	0	1	0	0	0	0	0	0	0	1
Sept 18	@ Det	W	p	2	2	0	0.0	0.0	0	0	0	0	0	0	0	0	0	2
Sept 25	Oak	L	p	3	3	0	0.0	0.0	0	0	0	0	0	0	0	0	0	1
Oct 2	@ Hou	L	p	1	1	0	0.0	0.0	0	0	0	0	0	0	0	0	0	0
Oct 9	@ Mia	W	p	2	2	0	0.0	0.0	0	0	0	0	0	0	0	0	0	1
Oct 16	Cle	W	p	2	2	0	0.0	0.0	0	0	0	0	0	0	0	0	0	0
Oct 23	Ind	L	p	0	0	0	0.0	0.0	0	0	0	0	0	1	0	0	0	0
Oct 27	Jax	W	p	5	3	2	0.0	0.0	0	2	0	0	0	0	0	0	0	1
Nov 6	@ SD	L	p	10	5	5	0.0	0.0	0	1	0	0	0	1	0	0	0	1
Nov 13	GB	W	S	9	7	2	1.0	8.0	0	0	0	0	0	0	0	0	0	0
Nov 20	@ Ind	L	S	2	1	1	0.0	0.0	0	0	0	0	0	0	0	0	0	0
Nov 27	@ Chi	W	S	7	4	3	0.0	0.0	0	0	0	0	0	0	0	0	0	2
Dec 11	Den	W	S	5	3	2	0.0	0.0	2	0	0	0	0	1	0	0	0	1
Dec 18	@ KC	W	S	4	2	2	0.0	0.0	1	0	0	0	0	0	0	0	0	0
Dec 24	@ Jax	L	S	2	2	0	0.0	0.0	0	0	0	0	0	0	0	0	0	0
Jan 1	Hou	W	S	5	2	3	0.0	0.0	0	1	0	0	0	1	0	0	0	0
<b>Totals</b>				<b>9-7</b>	<b>16/7</b>	<b>63</b>	<b>42</b>	<b>21</b>	<b>1.0</b>	<b>8.0</b>	<b>3</b>	<b>5</b>	<b>0</b>	<b>0</b>	<b>4</b>	<b>0</b>	<b>0</b>	<b>10</b>

### 2017 Tennessee Titans

Date	Opp	W/L	P/S	Tot	Solo	Asst	Sk	- Yds	QBP	TFL	Int	- Yds	-TD	PD	FF	FR	- Yds	SpT		
Sept 10	Oak	L	S	9	7	2	0.0	0.0	1	0	0	0	0	0	0	0	0	0		
Sept 17	@ Jax	W	S	9	8	1	0.0	0.0	0	0	0	0	0	1	0	0	0	0		
Sept 24	Sea	W	S	1	0	1	0.0	0.0	1	0	0	0	0	1	0	0	0	0		
Oct 1	@ Hou	L	S	10	5	5	0.0	0.0	0	0	1	7	0	2	0	0	0	0		
Oct 8	@ Mia	L	S	4	3	1	0.0	0.0	0	2	0	0	0	0	0	1	6	0		
Oct 16	Ind	W	S	3	3	0	0.0	0.0	0	0	0	0	0	0	0	0	0	0		
Oct 22	@ Cle	W	S	2	2	0	0.0	0.0	0	1	3	60	3	0	0	0	0	0		
Nov 5	Bal	W	S	6	4	2	0.0	0.0	0	0	2	33	0	3	0	0	0	0		
Nov 12	Cin	W	S	5	3	2	0.0	0.0	0	1	0	0	0	2	0	0	0	0		
Nov 16	@ Pit	L	S	1	1	0	0.0	0.0	0	0	0	0	0	3	0	0	0	0		
Nov 26	@ Ind	W	S	4	3	1	0.0	0.0	0	0	0	0	0	0	0	1	0	0		
Dec 3	Hou	W	S	8	6	2	0.0	0.0	0	0	0	0	0	1	0	0	0	0		
Dec 10	@ Ari	L	S	6	4	2	0.0	0.0	0	0	0	0	0	0	0	0	0	0		
Dec 17	@ SF	L	S	5	4	1	0.0	0.0	0	0	0	0	0	0	0	0	0	0		
Dec 24	LAR	L	S	6	4	2	0.0	0.0	1	0	0	0	0	0	0	0	0	0		
Dec 31	Jax	W	S	8	7	1	0.0	0.0	0	0	2	30	0	2	0	0	0	0		
<b>Totals</b>				<b>9-7</b>	<b>16/16</b>	<b>87</b>	<b>64</b>	<b>23</b>	<b>0.0</b>	<b>0.0</b>	<b>3</b>	<b>4</b>	<b>8</b>	<b>130</b>	<b>0</b>	<b>18</b>	<b>0</b>	<b>2</b>	<b>6</b>	<b>0</b>
<b>Playoffs</b>																				
Jan 6	@ KC	W	S	6	5	1	0.0	0.0	0	0	0	0	0	0	0	0	0	0	0	0
Jan 13	@ NE	L	S	10	9	1	0.0	0.0	0	0	0	0	0	0	0	0	0	0	0	0
<b>Totals</b>				<b>1-1</b>	<b>2/2</b>	<b>16</b>	<b>14</b>	<b>2</b>	<b>0.0</b>	<b>0.0</b>	<b>0</b>	<b>0</b>	<b>0</b>	<b>0</b>	<b>0</b>	<b>0</b>	<b>0</b>	<b>0</b>	<b>0</b>	<b>0</b>

### 2018 Tennessee Titans

Date	Opp	W/L	P/S	Tot	Solo	Asst	Sk	- Yds	QBP	TFL	Int	- Yds	-TD	PD	FF	FR	- Yds	SpT	
Sept 9	@ Mia	L	S	5	4	1	0.0	0.0	0	0	0	0	0	0	1	0	0	0	0
Sept 16	Hou	W	S	4	3	1	0.0	0.0	0	0	0	0	0	0	0	0	0	0	1
Sept 23	@ Jax	W	S	2	1	1	0.0	0.0	0	0	0	0	0	0	0	0	0	0	0
Sept 30	Phi	W	S	10	7	3	0.0	0.0	1	0	0	0	0	1	0	0	0	0	
Oct 7	@ Buf	L	S	7	6	1	0.0	0.0	0	0	0	0	0	0	0	0	0	0	0
Oct 14	Bal	L	S	5	2	3	0.0	0.0	1	0	1	0	0	1	0	0	0	2	
Oct 21	@ LAC	L	S	4	2	2	0.0	0.0	0	0	0	0	0	0	0	0	0	0	0
Nov 5	@ Dal	W	S	5	4	1	0.0	0.0	0	0	1	0	0	1	0	0	0	0	0
Nov 11	NE	W	S	5	4	1	0.0	0.0	0	0	0	0	0	2	0	0	0	0	0
Nov 18	@ Ind	L	S	8	7	1	0.0	0.0	0	0	0	0	0	0	0	0	0	0	0
Nov 26	@ Hou	L	S	4	2	2	0.0	0.0	0	0	0	0	0	0	0	0	0	0	1
Dec 2	NYJ	W	S	5	2	3	0.0	0.0	1	0	0	0	0	0	0	0	0	0	1
Dec 6	Jax	W	S	3	2	1	1.0	8.0	1	0	0	0	0	0	0	0	0	0	0
Dec 16	@ NYG	W	S	3	2	1	1.0	10.0	0	0	1	0	0	2	0	0	0	1	
Dec 22	Was	W	S	16	10	6	0.0	0.0	0	0	1	1	0	2	0	0	0	0	0
Dec 30	Ind	L	S	10	6	4	0.0	0.0	0	0	0	0	0	0	0	0	0	0	0
<b>Totals</b>				<b>9-7</b>	<b>16/16</b>	<b>96</b>	<b>64</b>	<b>32</b>	<b>2.0</b>	<b>18.0</b>	<b>4</b>	<b>0</b>	<b>4</b>	<b>1</b>	<b>0</b>	<b>10</b>	<b>0</b>	<b>0</b>	<b>6</b>

### 2019 Tennessee Titans

Date	Opp	W/L	P/S	Tot	Solo	Asst	Sk	- Yds	QBP	TFL	Int	- Yds	-TD	PD	FF	FR	- Yds	SpT	
Sept 8	@ Cle	W	S	7	3	4	0.0	0.0	0	0	1	28	0	1	0	0	0	0	0
Sept 15	Ind	L	S	4	4	0	0.0	0.0	0	0	0	0	0	0	0	0	0	0	1
Sept 19	@ Jax	L	S	5	4	1	0.0	0.0	0	1	0	0	0	0	0	0	0	0	0
Sept 29	@ Atl	W	S	8	5	3	0.0	0.0	0	0	0	0	0	2	0	0	0	0	0
Oct 6	Buf	L	S	7	5	2	0.0	0.0	0	0	1	5	0	2	0	0	0	0	0
Oct 13	@ Den	L	S	3	3	0	0.0	0.0	0	0	1	25	0	1	0	0	0	1	
Oct 20	LAC	W	S	8	4	4	0.0	0.0	0	0	0	0	0	1	0	0	0	0	0
Oct 27	TB	W	S	3	3	0	0.0	0.0	0	1	0	0	0	0	0	0	0	0	0
Nov 3	@ Car	L	S	6	3	3	0.0	0.0	0	0	0	0	0	1	0	0	0	1	
Nov 10	KC	W	S	6	5	1	0.0	0.0	0	0	0	0	0	0	0	0	0	0	0
Nov 24	Jax	W	S	11	4	7	0.0	0.0	0	0	0	0	0	0	0	0	0	0	1
Dec 1	@ Ind	W	S	4	1	3	0.0	0.0	1	0	1	21	0	1	0	0	0	0	0
Dec 8	@ Oak	W	S	8	5	3	0.0	0.0	0	0	0	0	0	0	0	0	0	0	0
Dec 15	Hou	L	S	2	1	1	0.0	0.0	0	0	0	0	0	0	0	0	0	0	0
Dec 22	NO	L	S	3	3	0	0.0	0.0	0	0	0	0	0	0	0	0	0	0	1
Dec 29	@ Hou	W	S	6	4	2	0.0	0.0	0	0	1	0	0	1	0	0	0	0	0
<b>Totals</b>				<b>9-7</b>	<b>16/16</b>	<b>91</b>	<b>57</b>	<b>34</b>	<b>0.0</b>	<b>0.0</b>	<b>1</b>	<b>2</b>	<b>5</b>	<b>79</b>	<b>0</b>	<b>10</b>	<b>0</b>	<b>0</b>	<b>5</b>
<b>Playoffs</b>																			
Jan 4	@ NE	W	S	5	4	1	0.0	0.0	0	0	0	0	0	0	0	0	0	0	1
Jan 11	@ Bal	W	S	11	8	3	0.0	0.0	0	0	1	31	0	1	0	0	0	0	0
Jan 19	@ KC	L	S	4	3	1	0.0	0.0	0	0	0	0	0	0	0	0	0	0	0
<b>Totals</b>				<b>2-1</b>	<b>3/3</b>	<b>20</b>	<b>15</b>	<b>5</b>	<b>0.0</b>	<b>0.0</b>	<b>0</b>	<b>0</b>	<b>1</b>	<b>31</b>	<b>0</b>	<b>1</b>	<b>0</b>	<b>0</b>	<b>1</b>

## KEVIN BYARD'S NFL STATISTICS

### REGULAR SEASON

Year	Team	GP	GS	TACKLES					INTERCEPTIONS					FUMBLES					
				Tot	Solo	Asst	Sk	Yds	QBP	TFL	No	Yds	Lg	TD	PD	FF	FR	Yds	SpT
2016	Tennessee	16	7	63	42	21	1.0	8.0	3	5	0	0	0	0	4	0	0	0	10
2017	Tennessee	16	16	87	64	23	0.0	0.0	3	4	8	130	33	0	18	0	2	6	0
2018	Tennessee	16	16	96	64	32	2.0	18.0	4	0	4	1	1	0	10	0	0	0	6
2019	Tennessee	16	16	91	57	34	0.0	0.0	1	2	5	79	28	0	10	0	0	0	5
<b>NFL Totals</b>		<b>64</b>	<b>55</b>	<b>337</b>	<b>227</b>	<b>110</b>	<b>3.0</b>	<b>26.0</b>	<b>11</b>	<b>11</b>	<b>17</b>	<b>210</b>	<b>33</b>	<b>0</b>	<b>42</b>	<b>0</b>	<b>2</b>	<b>6</b>	<b>21</b>

### PLAYOFFS





# 36 IBRAHEIM CAMPBELL

DEFENSIVE BACK • 5'11" • 208 LBS • COLLEGE: NORTHWESTERN  
 ACQUIRED: FREE AGENT - 2020 • NFL EXPERIENCE (NFL/TITANS): 6/1  
 HOMETOWN: PHILADELPHIA, PA.  
 GAMES PLAYED/GAMES STARTED: 53/15 (PLAYOFFS: 2/0)

**PRO:** The Titans signed Ibraheim Campbell during the 2020 offseason to strengthen the team's depth and experience in the secondary. The 5-foot-11-inch, 208-pounder entered the NFL as a fourth-round pick of the Cleveland Browns in 2015 and saw action in 29 games with the club during his first two pro campaigns. The Northwestern product has since appeared in games with the Houston Texans (2017), Dallas Cowboys (2018), N.Y. Jets (2018) and Green Bay Packers (2018-19).

#### CAREER HIGHLIGHTS:

- In 2018, Campbell played in a total of eight games with three different teams, finishing the campaign with the Packers where he produced 20 tackles, a forced fumble and a pass defensed.
- In 2016, Campbell saw action in 14 games with a career-best eight starts for the Browns and compiled a career-high 43 tackles and a quarterback hit.

#### TITANS TIDBITS:

- Campbell is the youngest of 11 siblings and has eight brothers and two sisters. Three of his older brothers played college football: Rashad Campbell (Cornell), Aquil Stinson (Georgetown) and Malik Jones (Bloomsburg).
- Campbell worked as a baseball instructor for the Illinois Baseball Association while at Northwestern.
- Campbell enjoys spending time mentoring youth about the importance of education and also likes volunteering at local hospitals.

#### CAREER TRANSACTIONS:

- The Philadelphia, Pa., native was originally selected by the Cleveland Browns in the fourth round (115th overall) of the 2015 NFL Draft.
- Waived by the Browns with an injury settlement on Nov. 16, 2017.
- Signed by the Houston Texans to their practice squad on Dec. 13, 2017.
- Signed by the Texans to the active roster from the practice squad on Dec. 19, 2017.
- Waived by the Texans on Sept. 1, 2018.
- Claimed off waivers by the Dallas Cowboys on Sept. 2, 2018.
- Waived by the Cowboys on Oct. 9, 2018.
- Signed by N.Y. Jets as a free agent Oct. 24, 2018.
- Waived by the Jets on Nov. 2, 2018.
- Claimed off waivers by the Green Bay Packers on Nov. 5, 2018.
- Signed by the Titans as a free agent on May 1, 2020.

#### SEASON RECAPS:

**2019 (7/3, 2/0 - Green Bay):** Placed on reserve/physically unable to perform by the Packers on Sept. 3. Was activated from reserve/physically unable to perform list on Nov. 5. Played in seven games with three starts and posted 15 tackles (nine solo) and a forced fumble. Registered two tackles on special teams. Appeared in both postseason games and recorded two tackles and was tied for the team lead with three tackles on special teams.

- Against Carolina (11/10), made his season debut, recording six tackles and a forced fumble. Midway through the third quarter, forced a fumble on a Christian McCaffrey run, one that the Panthers recovered.
- At N.Y. Giants (12/1), started as the third safety and recorded three tackles.
- Against Chicago (12/15), started as the third safety and tallied two tackles on defense and a tackle on special teams.
- At Detroit (12/29), started as the third safety and posted a solo tackle on defense.
- Against Seattle (1/12), posted an assisted tackle on defense and two

tackles on special teams in the Divisional round.

- At San Francisco (1/19), notched a solo tackle on defense in the NFC Championship Game.

**2018 (0/0 - Houston; 4/0 - Dallas; 1/0 - N.Y. Jets; 3/1 - Green Bay):** Spent the offseason and training camp with the Texans before being released on Sept. 1. Claimed off waivers by the Cowboys and played as a reserve in four games and did not play in another contest. Waived by the Cowboys on Oct. 9. Signed by N.Y. Jets as a free agent Oct. 24 and played in one game as a reserve before being waived on Nov. 2. Claimed off waivers by Green Bay Packers on Nov. 5. Played in three games with one start for the Packers and recorded 20 tackles, a pass defensed and a forced fumble. Was inactive for one contest. Placed on injured reserve on Dec. 4.

- Against Arizona (12/2), started at safety and tallied a career-high 10 tackles.

**2017 (8/2 - Cleveland; 1/0 - Houston):** Saw action in eight games with two starts for the Browns and totaled 15 tackles, one tackle for loss, one pass defensed and one fumble recovery. Placed on injured reserve on Nov. 10. Waived by the Browns with an injury settlement on Nov. 16. Signed by the Texans to their practice squad on Dec. 13 and added to the active roster on Dec. 19. Played in one game with the Texans and compiled two special teams tackles.

- At Indianapolis (9/24), recorded the first pass defensed of his career.
- Against Minnesota (10/29), tallied a then career-high seven solo tackles and notched his first ever tackle for loss.
- At Indianapolis (12/31), made his Texans debut and had two special teams tackles.

**2016 (14/8 - Cleveland):** Played in 14 games with a career-best eight starts and compiled a career-high 43 total tackles and one quarterback hit. Was inactive for two contests.

- At Baltimore (11/10), logged a then career-high eight total tackles.
- At Buffalo (12/18), produced seven total tackles.

**2015 (15/1 - Cleveland):** Saw action in 15 games with one start as a rookie and collected 10 tackles on defense and a career-best six special teams stops. Was inactive for one contest.

- At N.Y. Jets (9/13), made his NFL debut, contributing on special teams.
- At Cincinnati (11/5), made his first career start at strong safety, amassing five tackles.

#### COLLEGE:

- Played four seasons (2011-14) at Northwestern and appeared in 50 career games, amassing 317 total tackles, 27 passes defensed, 11 interceptions, six forced fumbles and two fumble recoveries.
- Was a four-time Academic All-Big Ten selection.
- As a senior (2014), served as a co-captain and posted a league-high four forced fumbles while earning second-team All-Big Ten honors.
- As a junior (2013), named honorable mention All-Big Ten after starting all 12 games at strong safety and ranking tied for third in the Big Ten with four interceptions.
- As a sophomore (2012), was tabbed an honorable mention All-Big Ten honoree after registering a team-high 12 pass breakups, tied for the seventh-best single-season total in NU history.
- As a redshirt freshman (2011), led Northwestern with 100 total tackles to receive Freshman All-America honors.
- Redshirted during the 2010 campaign.
- Graduated with a degree in economics from Northwestern.

**PERSONAL:**

- Attended Chestnut Hill Academy in Philadelphia, Pa. and earned All-State and All-Southeastern Pennsylvania honors at running back and All-League and All-City honors at defensive back.
- Was named to the Philadelphia Daily News All-Decade Team as a defensive back.
- Finished his senior season with 1,885 rushing yards with 28 touchdowns and added 135 total tackles, nine interceptions, two forced fumbles and two fumble recoveries.
- Also lettered basketball and in track & field, mostly in sprints and hurdles.
- Graduated high school cum laude and spent three years on the Chestnut Hill Academy Honor Roll.
- First name is pronounced EE-brah-heem.
- Follow Campbell on Twitter at @OOIbro.
- Follow Campbell on Instagram at @ibraheim.
- Born Ibraheim Malcolm-Ramon Campbell on May 13, 1992 in Philadelphia, Pa.

**IBRAHEIM CAMPBELL'S NFL STATISTICS**

REGULAR SEASON				TACKLES							INTERCEPTIONS					FUMBLES			
Year	Team	GP	GS	Tot	Solo	Asst	Sk	Yds	QBP	TFL	No	Yds	Lg	TD	PD	FF	FR	Yds	SpT
2015	Cleveland	15	1	10	9	1	0.0	0.0	NA	NA	0	0	-	0	0	0	0	0	6
2016	Cleveland	14	8	43	30	13	0.0	0.0	NA	NA	0	0	-	0	0	0	0	0	5
2017	CLE/HOU	9	2	15	12	3	0.0	0.0	NA	NA	0	0	-	0	1	0	1	0	3
2018	DAL/NYJ/GB	8	1	20	16	4	0.0	0.0	NA	NA	0	0	-	0	1	1	0	0	0
2019	Green Bay	7	3	15	9	6	0.0	0.0	NA	NA	0	0	-	0	0	1	0	0	2
<b>NFL Totals</b>		<b>53</b>	<b>15</b>	<b>103</b>	<b>76</b>	<b>27</b>	<b>0.0</b>	<b>0.0</b>	<b>NA</b>	<b>NA</b>	<b>0</b>	<b>0</b>	<b>-</b>	<b>0</b>	<b>2</b>	<b>2</b>	<b>1</b>	<b>0</b>	<b>16</b>

PLAYOFFS				TACKLES							INTERCEPTIONS					FUMBLES			
Year	Team	GP	GS	Tot	Solo	Asst	Sk	Yds	QBP	TFL	No	Yds	Lg	TD	PD	FF	FR	Yds	SpT
2019	Green Bay	2	0	2	1	1	0.0	0.0	NA	NA	0	0	-	0	0	0	0	0	2
<b>Playoff Totals</b>		<b>2</b>	<b>0</b>	<b>2</b>	<b>1</b>	<b>1</b>	<b>0.0</b>	<b>0.0</b>	<b>NA</b>	<b>NA</b>	<b>0</b>	<b>0</b>	<b>-</b>	<b>0</b>	<b>0</b>	<b>0</b>	<b>0</b>	<b>0</b>	<b>2</b>

**Single-Game Highs**

Tackles - 10 vs. Arizona (12/2/18)  
 Passes Defensed - 1 (Twice, last vs. Arizona 12/2/18)  
 Forced Fumble - 1 (Twice, last vs. Carolina 11/10/18)  
 Fumble Recovery - 1 vs. Tennessee 10/22/17)

**Playoff Single-Game Highs**

Tackles - 1 (Twice, last at San Francisco 1/19/20)  
 Special Teams Tackles - 2 vs. Seattle (1/12/20)



# 40 KAMALEI CORREA

**OUTSIDE LINEBACKER • 6'3" • 241 LBS • COLLEGE: BOISE STATE**  
**ACQUIRED: TRADE (BAL) – 2018 • NFL EXPERIENCE (NFL/TITANS): 5/3**  
**HOMETOWN: HONOLULU, HAWAII**  
**GAMES PLAYED/GAMES STARTED: 54/13 (PLAYOFFS: 3/3)**

**PRO:** The Titans traded for Kamalei Correa (KAH-mah-lay corr-A-uh) late in the 2018 preseason to bolster the team's depth and experience at linebacker. The 6-foot-3-inch, 241-pounder played in 29 games with nine starts during his first two seasons (2018-19) with the Titans. The former 2016 second-round pick has played both inside and outside linebacker during his NFL career and also has extensive experience on special teams coverage units.

### CAREER HIGHLIGHTS:

- In 2019, Correa set career-best marks with 37 tackles, five sacks and seven quarterback pressures. His five sacks tied for second on the team. He made his postseason debut and started all three playoff contests, totaling 16 tackles and two sacks.
- In his first season with the Titans in 2018, Correa notched 3.5 sacks, five quarterback pressures, four tackles for loss and a forced fumble.
- In 2017, Correa played in all 16 games with the Ravens for the first time and notched eight tackles, a pass defended and seven special teams stops.
- As a rookie in 2016, Correa saw action in nine games and posted three tackles, a pass defended and a forced fumble for Baltimore's seventh-ranked defense.

### TITANS TIDBITS:

- In the 2020 offseason, Correa incorporated boxing into his workout regimen to improve his hands and footwork.
- Correa attended St. Louis School in Honolulu, Hawaii, where he played football for two seasons with Las Vegas Raiders quarterback Marcus Mariota.
- Correa grew up a huge fan of the Green Bay Packers all the way from Honolulu, Hawaii.

### CAREER TRANSACTIONS:

- The Honolulu, Hawaii, native was selected by the Baltimore Ravens in the second round (42nd overall) of the 2016 NFL Draft.
- Traded by the Ravens to the Titans in exchange for a 2019 sixth-round draft pick on Aug. 28, 2018.
- Re-signed by the Titans as an unrestricted free agent on April, 10, 2020.

### SEASON RECAPS:

**2019 (16/5, 3/3 - Tennessee):** Played in all 16 games with five starts at outside linebacker and tied for second on the team with a career-best five sacks. Also posted a career-high 37 tackles, seven quarterback pressures, two stops for loss, two passes defended, a fumble recovery and five special teams tackles. Started all three postseason contests and notched 16 tackles, two sacks, two quarterback pressures and a special teams stop. Led the team in tackles once in 2019 (at KC). Led or tied for the team lead in sacks six times in 2019 (at CAR, at IND, at OAK, vs. HOU, at HOU, at KC). Tied for the team lead in quarterback pressures once in 2019 (at HOU). Tied for the team lead in special teams tackles four times in 2019 (vs. TB, at IND, at HOU, at NE).

- At Cleveland (9/8), saw action as a reserve at outside linebacker and collected four tackles. Notched a special teams tackle on coverage units.
- Against Tampa Bay (10/27), played as a reserve at outside linebacker and tallied three tackles. Notched a special teams tackle on coverage units.
- At Carolina (11/3), made his first start of the season at outside linebacker and produced three tackles, including a sack and a quarterback pressure. Dropped Kyle Allen for a three-yard sack early in the first quarter.
- Against Jacksonville (11/24), started at outside linebacker and notched a career-high-tying five tackles. Halted a Jaguars' drive by stonewalling

Leonard Fournette for no gain on a short third-and-two pass in the third quarter.

- At Indianapolis (12/1), started at outside linebacker in his 50th career game and posted five tackles, including a sack, a stop for loss and a fumble recovery. Tied for the team lead with a special teams tackle on coverage units. Teamed with Jeffery Simmons to stuff Jonathan Williams for a two-yard loss on a rush off left end in the opening quarter. Halted a Colts' drive by registering a sack of Jacoby Brissett on third-and-nine in the final stanza. Clinched the victory by recovering a Ross Travis fumble at the Titans' eight-yard line after it was forced out by Tye Smith late in the fourth quarter.
- At Oakland (12/8), played as a reserve at outside linebacker and amassed two tackles, including a sack. Registered a sack of Derek Carr early in the second quarter.
- Against Houston (12/15), saw significant action as a reserve at outside linebacker and totaled four tackles, including a sack. Dropped Deshaun Watson for a nine-yard sack in the opening quarter.
- At Houston (12/29), started at outside linebacker and recorded a sack and three quarterback pressures. Tied for the team lead with a special teams stop on coverage units. Dropped A.J. McCarron for an eight-yard sack in the second quarter.
- At New England (1/4), started at outside linebacker in his postseason debut and posted two tackles. Tied for the team lead with a special teams tackle on coverage units.
- At Baltimore (1/11), started at outside linebacker and recorded four tackles, including a sack and a quarterback pressure. Dropped Lamar Jackson for a six-yard sack late in the second quarter.
- At Kansas City (1/19), started at outside linebacker and led the team with 10 tackles, including a sack and a quarterback pressure. Dropped Patrick Mahomes for a two-yard sack in the first quarter.

**2018 (13/4 - Tennessee):** Appeared in 13 games with four starts at outside linebacker in his first season with the Titans. Collected 27 tackles, 3.5 sacks, five quarterback pressures, four tackles for loss and a forced fumble. Was inactive for three games. Led or tied for the team lead in sacks twice in 2018 (at MIA, at NYG). Tied for the team lead in quarterback pressures once in 2018 (vs. WAS). Tied for the team lead in passes defended once in 2018 (at BUF).

- At Miami (9/9), started at outside linebacker in his first game with the Titans and collected three tackles, including his first career sack and a stop for loss. Combined with Jurrell Casey to stonewall Frank Gore for a three-yard loss on a third-and-two rush off right tackle in the third quarter. Registered his first career NFL sack when he dropped Ryan Tannehill for an eight-yard loss in the fourth quarter. Teamed with Will Compton to stuff Kenyan Drake for a three-yard loss on a rush off right end late in the final stanza.
- Against Houston (9/16), played as a reserve at outside linebacker and tallied four tackles, including a sack, a tackle for loss and a quarterback pressure. Pounced on Deshaun Watson for no gain after a fumbled snap in the first quarter. Dropped Watson for a five-yard sack in the third quarter.
- Against Baltimore (10/14), saw action as a reserve at outside linebacker and amassed a career-best five tackles.
- At Los Angeles Chargers in London (10/21), started at outside linebacker and tallied three tackles, including a half sack and a stop for loss. Combined with Jurrell Casey to sack Philip Rivers for an eight-yard loss in the third quarter. Stuffed Austin Ekeler for a one-yard loss on a short pass in the fourth quarter.
- At Dallas (11/5), started at outside linebacker and posted four tackles, including a stop for loss and a quarterback pressure. Combined with Kenny Vaccaro to stop Ezekiel Elliott for a two-yard loss on a rush off left end in

the first quarter.

- At N.Y. Giants (12/16), played as a reserve at outside linebacker and posted a sack and a forced fumble in the Titans' first shutout win since 2000. Set up the Titans' second touchdown by strip-sacking Eli Manning and the fumble was recovered by Jurrell Casey at the New York 15-yard line in the third quarter.
- Against Washington (12/22), saw action as a reserve at outside linebacker and totaled three tackles and two quarterback pressures.

**2017 (16/3 - Baltimore):** Saw action in all 16 games with three starts at linebacker. Collected eight tackles and a pass defended on defense. Tallied seven special teams tackles on coverage units.

- At Cincinnati (9/10), earned his second-career start and notched a career-best three solo tackles for a defense that forced five turnovers and posted the 11th shutout in franchise history.
- Against Cleveland (9/17), started as part of a unit that forced five turnovers for the second-consecutive game.

**2016 (9/1 - Baltimore):** Appeared in nine games with one start during his rookie season and totaled three tackles, a pass defended and a forced fumble for a defense that allowed the NFL's fifth-fewest rushing yards (89.4 ypg) and ranked seventh overall (322.1 ypg). Placed on injured reserve on Dec. 24, 2016 and missed the final two contests. Was inactive for five games.

- At Jacksonville (9/25), saw his first-career action from scrimmage and notched a pass defended for a unit that limited the Jaguars to 216 total yards of offense in the 19-17 win. Also posted his first-career special teams tackle.
- At N.Y. Jets (10/23), made his first career start and established a career-high three tackles and recorded his first career forced fumble that was recovered by Timmy Jernigan.

#### COLLEGE:

- Played in 40 games at Boise State, making 27 consecutive starts to round out his three-year career.
- Started every game in his final two seasons before declaring for the NFL Draft after his junior campaign.
- As a junior (2015), led the team with seven sacks and 11 tackles for loss, also recording a career-high three forced fumbles.
- Named Defensive MVP of the 2015 Poinsettia Bowl after posting four tackles, two sacks for 17 yards, 2.5 tackles for loss and a forced fumble in his final collegiate performance.
- As a sophomore (2014), earned first-team All-Conference honors after setting career bests with 59 tackles, 12 sacks (led Mountain West), 19

tackles for loss and two passes defended.

- As a freshman (2013), appeared in 13 games and recorded 12 tackles, a sack for 14 yards and 1.5 tackles for loss.
- Majored in general studies at Boise State.

#### PERSONAL:

- Attended St. Louis School (Honolulu, Hawaii), where he was a three-year letter winner and was named first-team All-Interscholastic League of Hawaii (I/II) on the defensive line as a senior.
- Earned academic recognition as a junior and senior after being twice named to the Honor Roll, as well as serving on the student council both years.
- Also lettered twice in basketball.
- Follow Correa on Twitter and on Instagram at @kamalei\_correa.
- Born Kamalei Correa on April 27, 1994 in Honolulu, Hawaii.

## KAMALEI CORREA'S GAME-BY-GAME

### 2016 Baltimore Ravens

Date	Opp	W/L	P/S	Tot	Solo	Asst	Sk	- Yds	QBP	TFL	Int	- Yds	-TD	PD	FF	FR	- Yds	SpT		
Sept 11	Buf	W	p	0	0	0	0.0	0.0	NA	NA	0	0	0	0	0	0	0	0	NA	
Sept 18	@ Cle	W	p	0	0	0	0.0	0.0	NA	NA	0	0	0	0	0	0	0	0	NA	
Sept 25	@ Jax	W	p	0	0	0	0.0	0.0	NA	NA	0	0	0	1	0	0	0	0	NA	
Oct 2	Oak	L	p	0	0	0	0.0	0.0	NA	NA	0	0	0	0	0	0	0	0	NA	
Oct 9	Was	L	IA																	
Oct 16	@ NYG	L	p	0	0	0	0.0	0.0	NA	NA	0	0	0	0	0	0	0	0	NA	
Oct 23	@ NYJ	L	S	3	2	1	0.0	0.0	NA	NA	0	0	0	0	1	0	0	0	NA	
Nov 6	Pit	W	IA																	
Nov 10	Cle	W	IA																	
Nov 20	@ Dal	L	p	0	0	0	0.0	0.0	NA	NA	0	0	0	0	0	0	0	0	NA	
Nov 27	Cin	W	IA																	
Dec 4	Mia	W	IA																	
Dec 12	@ NE	L	p	0	0	0	0.0	0.0	NA	NA	0	0	0	0	0	0	0	0	NA	
Dec 18	Phi	W	p	0	0	0	0.0	0.0	NA	NA	0	0	0	0	0	0	0	0	NA	
Dec 25	@ Pit	L																		
Jan 1	@ Cin	L																		
<b>Totals</b>				<b>8-8</b>	<b>9/1</b>	<b>3</b>	<b>2</b>	<b>1</b>	<b>0.0</b>	<b>0.0</b>	<b>NA</b>	<b>NA</b>	<b>0</b>	<b>0</b>	<b>0</b>	<b>1</b>	<b>1</b>	<b>0</b>	<b>0</b>	<b>1</b>

### 2017 Baltimore Ravens

Date	Opp	W/L	P/S	Tot	Solo	Asst	Sk	- Yds	QBP	TFL	Int	- Yds	-TD	PD	FF	FR	- Yds	SpT	
Sept 10	@ Cin	W	S	3	3	0	0.0	0.0	NA	NA	0	0	0	0	0	0	0	0	NA
Sept 17	Cle	W	S	1	0	1	0.0	0.0	NA	NA	0	0	0	0	0	0	0	0	NA
Sept 24	@ Jax	L	p	2	2	0	0.0	0.0	NA	NA	0	0	0	1	0	0	0	0	NA
Oct 1	Pit	L	S	2	1	1	0.0	0.0	NA	NA	0	0	0	0	0	0	0	0	NA
Oct 8	@ Oak	W	p	0	0	0	0.0	0.0	NA	NA	0	0	0	0	0	0	0	0	NA
Oct 15	Chi	L	p	0	0	0	0.0	0.0	NA	NA	0	0	0	0	0	0	0	0	NA
Oct 22	@ Min	L	p	0	0	0	0.0	0.0	NA	NA	0	0	0	0	0	0	0	0	NA
Oct 26	Mia	W	p	0	0	0	0.0	0.0	NA	NA	0	0	0	0	0	0	0	0	NA
Nov 5	@ Ten	L	p	0	0	0	0.0	0.0	NA	NA	0	0	0	0	0	0	0	0	NA
Nov 19	@ GB	W	p	0	0	0	0.0	0.0	NA	NA	0	0	0	0	0	0	0	0	NA
Nov 27	Hou	W	p	0	0	0	0.0	0.0	NA	NA	0	0	0	0	0	0	0	0	NA
Dec 3	Det	W	p	0	0	0	0.0	0.0	NA	NA	0	0	0	0	0	0	0	0	NA
Dec 10	@ Pit	L	p	0	0	0	0.0	0.0	NA	NA	0	0	0	0	0	0	0	0	NA
Dec 17	@ Cle	W	p	0	0	0	0.0	0.0	NA	NA	0	0	0	0	0	0	0	0	NA
Dec 23	Ind	W	p	0	0	0	0.0	0.0	NA	NA	0	0	0	0	0	0	0	0	NA
Dec 31	Cin	L	p	0	0	0	0.0	0.0	NA	NA	0	0	0	0	0	0	0	0	NA
<b>Totals</b>				<b>9-7</b>	<b>16/3</b>	<b>8</b>	<b>6</b>	<b>2</b>	<b>0.0</b>	<b>0.0</b>	<b>NA</b>	<b>NA</b>	<b>0</b>	<b>0</b>	<b>0</b>	<b>1</b>	<b>0</b>	<b>0</b>	<b>7</b>

### 2018 Tennessee Titans

Date	Opp	W/L	P/S	Tot	Solo	Asst	Sk	- Yds	QBP	TFL	Int	- Yds	-TD	PD	FF	FR	- Yds	SpT	
Sept 9	@ Mia	L	S	3	2	1	1.0	8.0	0	1	0	0	0	0	0	0	0	0	0
Sept 16	Hou	W	p	4	3	1	1.0	5.0	1	1	0	0	0	0	0	0	0	0	0
Sept 23	@ Jax	W	IA																
Sept 30	Phi	W	p	1	0	1	0.0	0.0	0	0	0	0	0	0	0	0	0	0	0
Oct 7	@ Buf	L	p	0	0	0	0.0	0.0	0	0	0	0	0	0	0	0	0	0	0
Oct 14	Bal	L	p	5	4	1	0.0	0.0	0	0	0	0	0	0	0	0	0	0	0
Oct 21	@ LAC	L	S	3	2	1	0.5	4.0	0	1	0	0	0	0	0	0	0	0	0
Nov 5	@ Dal	W	S	4	3	1	0.0	0.0	1	1	0	0	0	0	0	0	0	0	0
Nov 11	NE	W	S	1	0	1	0.0	0.0	1	0	0	0	0	0	0	0	0	0	0
Nov 18	@ Ind	L	p	1	1	0	0.0	0.0	0	0	0	0	0	0	0	0	0	0	0
Nov 26	@ Hou	L	p	1	0	1	0.0	0.0	0	0	0	0	0	0	0	0	0	0	0
Dec 2	NYJ	W	IA																
Dec 6	Jax	W	IA																
Dec 16	@ NYG	W	p	1	1	0	1.0	2.0	0	0	0	0	0	0	0	0	1	0	0
Dec 22	Was	W	p	3	1	2	0.0	0.0	2	0	0	0	0	0	0	0	0	0	0
Dec 30	Ind	L	p	0	0	0	0.0	0.0	0	0	0	0	0	0	0	0	0	0	0
<b>Totals</b>				<b>9-7</b>	<b>13/4</b>	<b>27</b>	<b>17</b>	<b>10</b>	<b>3.5</b>	<b>19.0</b>	<b>5</b>	<b>4</b>	<b>0</b>	<b>0</b>	<b>0</b>	<b>0</b>	<b>1</b>	<b>0</b>	<b>0</b>

### 2019 Tennessee Titans

Date	Opp	W/L	P/S	Tot	Solo	Asst	Sk	- Yds	QBP	TFL	Int	- Yds	-TD	PD	FF	FR	- Yds	SpT	
Sept 8	@ Cle	W	p	4	2	2	0.0	0.0	0	0	0	0	0	0	0	0	0	0	1
Sept 15	Ind	L	p	0	0	0	0.0	0.0	0	0	0	0	0	0	1	0	0	0	0
Sept 19	@ Jax	L	p	1	1	0	0.0	0.0	1	1	0	0	0	0	0	0	0	0	0
Sept 29	@ Atl	W	p	1	1	0	0.0	0.0	0	0	0	0	0	0	0	0	0	0	0
Oct 6	Buf	L	p	2	0	2	0.0	0.0	1	0	0	0	0	0	0	0	0	0	0
Oct 13	@ Den	L	p	2	0	2	0.0	0.0	0	0	0	0	0	0	0	0	0	0	0
Oct 20	LAC	W	p	2	0	2	0.0	0.0	1	0	0	0	0	0	0	0	0	0	0
Oct 27	TB	W	p	3	1	2	0.0	0.0	0	0	0	0	0	0	0	0	0	0	1
Nov 3	@ Car	L	S	3	3	0	1.0	3.0	1	0	0	0	0	0	0	0	0	0	0
Nov 10	KC	W	S	2	1	1	0.0	0.0	0	0	0	0	0	0	0	0	0	0	0
Nov 24	Jax	W	S	5	3	2	0.0	0.0	0	0	0	0	0	0	0	0	0	0	0
Dec 1	@ Ind	W	S	5	4	1	1.0	1.0	0	1	0	0	0	0	0	0	1	0	1
Dec 8	@ Oak	W	p	2	2	0	1.0	0.0	0	0	0	0	0	0	0	0	0	0	0
Dec 15	Hou	L	p	4	4	0	1.0	9.0	0	0	0	0	0	0	0	0	0	0	0
Dec 22	NO	L	p	0	0	0	0.0	0.0	0	0	0	0	0	0	1	0	0	0	1
Dec 29	@ Hou	W	S	1	1	0	1.0	8.0	3	0	0	0	0	0	0	0	0	0	1
<b>Totals</b>				<b>9-7</b>	<b>16/5</b>	<b>37</b>	<b>23</b>	<b>14</b>	<b>5.0</b>	<b>21.0</b>	<b>7</b>	<b>2</b>	<b>0</b>	<b>0</b>	<b>2</b>	<b>0</b>	<b>1</b>	<b>0</b>	<b>5</b>
<b>Playoffs</b>																			
Jan 4	@ NE	W	S	2	1	1	0.0	0.0	0	0	0	0	0	0	0	0	0	0	1
Jan 11	@ Bal	W	S	4	2	2	1.0	6.0	1	0	0	0	0	0	0	0	0	0	0
Jan 19	@ KC	L	S	10	6	4	1.0	2.0	1	0	0	0	0	0	0	0	0	0	0
<b>Totals</b>				<b>2-1</b>	<b>3/3</b>	<b>16</b>	<b>9</b>	<b>7</b>	<b>2.0</b>	<b>8.0</b>	<b>2</b>	<b>0</b>	<b>0</b>	<b>0</b>	<b>0</b>	<b>0</b>	<b>0</b>	<b>0</b>	<b>1</b>

## KAMALEI CORREA'S NFL STATISTICS

### REGULAR SEASON

Year	Team	GP	GS	TACKLES							INTERCEPTIONS					FUMBLES			
				Tot	Solo	Asst	Sk	Yds	QBP	TFL	No	Yds	Lg	TD	PD	FF	FR	Yds	SpT
2016	Baltimore	9	1	3	2	1	0.0	0.0	NA	NA	0	0	0	0	1	1	0	0	1
2017	Baltimore	16	3	8	6	2	0.0	0.0	NA	NA	0	0	0	0	1	0	0	0	7
2018	Tennessee	13	4	27	17	10	3.5	19.0	5	4	0	0	0	0	1	0	0	0	
2019	Tennessee	16	5	37	23	14	5.0	21.0	7	2	0	0	0	2	0	1	0	5	
<b>NFL Totals</b>		<b>54</b>	<b>13</b>	<b>75</b>	<b>48</b>	<b>27</b>	<b>8.5</b>	<b>40.0</b>	<b>12</b>	<b>6</b>	<b>0</b>	<b>0</b>	<b>0</b>	<b>4</b>	<b>2</b>	<b>1</b>	<b>0</b>	<b>13</b>	

### PLAYOFFS

Year	Team	GP	GS	TACKLES							INTERCEPTIONS					FUMBLES			
				Tot	Solo	Asst	Sk	Yds	QBP	TFL	No	Yds	Lg	TD	PD	FF	FR	Yds	SpT
2019	Tennessee	3	3	16	9	7	2.0	8.0	2	0	0	0	0	0	0	0	0	0	1
<b>NFL Totals</b>		<b>3</b>	<b>3</b>	<b>16</b>	<b>9</b>	<b>7</b>	<b>2.0</b>	<b>8.0</b>	<b>2</b>	<b>0</b>	<b>0</b>	<b>0</b>	<b>0</b>	<b>0</b>	<b>0</b>	<b>0</b>	<b>0</b>	<b>0</b>	<b>1</b>

### Single-Game Highs

Tackles - 5 (Three times, last at Indianapolis 12/1/19)  
 Sacks - 1 (Eight times, last at Houston 12/



# 94 JACK CRAWFORD

DEFENSIVE LINE • 6'5" • 274 LBS • COLLEGE: PENN STATE  
 ACQUIRED: UNRESTRICTED FREE AGENT (ATLANTA) - 2020  
 NFL EXPERIENCE (NFL/TITANS): 9/1 • HOMETOWN: LONDON, UNITED KINGDOM  
 GAMES PLAYED/GAMES STARTED: 93/26 (PLAYOFFS: 1/0)

**PRO:** The Titans signed unrestricted free agent Jack Crawford in the 2020 offseason to strengthen the team's depth and experience on the defensive front. The 6-foot-5-inch, 274-pounder saw action in 93 games with 26 starts while totaling 132 tackles, 16 sacks and 30 quarterback hits during his first eight seasons with the Oakland Raiders (2012-13), Dallas Cowboys (2014-16) and the Atlanta Falcons (2017-19). A physically imposing player, Crawford was born in London, England and did not play football until his junior year of high school when he moved to the United States. His versatility will allow him to be a key component on the defensive line with the Titans, as he has experience playing both inside and at the end positions.

#### CAREER HIGHLIGHTS:

- In 2018, Crawford played in all 16 games with a career-best 11 starts for the Falcons and recorded career-bests with 35 tackles and six sacks.
- In 2016, Crawford saw action in all 16 games for the Cowboys and posted 27 tackles, 3.5 sacks, and 12 quarterback pressures.
- In 2015, Crawford played in all 16 games for the first time in his career and registered 18 tackles, four sacks which ranked fourth on the team, 10 quarterback pressures and three tackles for loss.

#### TITANS TIDBITS:

- Crawford was born in London, England and moved to the United States in 2005. That year as a junior in high school marked his first year playing football. He initially moved to the United States to pursue a career playing basketball.

#### CAREER TRANSACTIONS:

- The London, United Kingdom, native was selected by the Oakland Raiders in the fifth round (158th overall) of the 2012 NFL Draft.
- Released by the Raiders on Aug. 30, 2014.
- Signed by the Dallas Cowboys as a free agent on Sept. 2, 2014.
- Signed by the Atlanta Falcons as an unrestricted free agent on March 9, 2017.
- Signed by the Titans as an unrestricted free agent on April 8, 2020.

#### SEASON RECAPS:

**2019 (16/4 - Atlanta):** Played all 16 games with four starts and recorded 27 tackles, one tackle for loss and a half sack.

- At Minnesota (9/8), notched four tackles in the regular season opener.
- Against L.A. Rams (10/20), posted four tackles.
- Against Jacksonville (12/22), collected a half sack and a quarterback hit.

**2018 (16/11 - Atlanta):** Saw action in all 16 games with a career-best 11 starts and recorded career-highs with 35 tackles and six sacks. Notched seven tackles for loss, a pass defended, a forced fumble and nine quarterback hits.

- Against Cincinnati (9/30), posted four tackles and a half sack.
- Against Tampa Bay (10/14), collected two tackles, including a sack.
- Against N.Y. Giants (10/22), registered an eight-yard sack, his second in as many games.
- At Washington (11/4), tallied four tackles, including a pair of sacks and a quarterback hit.
- At New Orleans (11/22), notched three tackles, including a three-yard sack of Drew Brees.

**2017 (4/0, 0/0 - Atlanta):** Played in four games in his first season with the Falcons and amassed five tackles and three quarterback hits before being

placed on injured reserve on Oct. 3, 2017.

- Against Green Bay (9/17), collected two tackles and a quarterback hit in the victory.

**2016 (16/10, 1/0 - Dallas):** Saw action in all 16 games with a then career-high 10 starts, mostly at left defensive end, posting 27 tackles, 3.5 sacks, and 12 quarterback pressures. Finished fifth on the team with 3.5 sacks and 12 pressures.

- At Washington (9/18), posted four tackles, a six-yard sack and a quarterback hit.
- Against Cincinnati (10/9), recorded two tackles and a half sack.
- Against Baltimore (11/20), notched a two-yard sack.
- At Philadelphia (1/1), collected three tackles, including a five-yard sack, a stop for loss and two quarterback hits in the regular season finale.
- Against Green Bay (1/15), made his postseason debut as a reserve and notched a tackle.

**2015 (16/1 - Dallas):** Played in all 16 games for the first time in his career and registered then career-highs with 18 tackles, four sacks which ranked fourth on the team, 10 quarterback pressures and three tackles for loss.

- Against Atlanta (9/27), made his first career NFL start and assisted on a tackle.
- At New Orleans (10/4), had his first sack of the season to go along with two tackles and a hurry as a reserve lineman.
- Against New England (10/11), notched a sack and a pressure.
- At N.Y. Giants (10/25), collected a sack in his third straight game and added a pressure and a tackle.
- At Miami (11/22), posted a sack with a tackle.
- At Washington (1/3), tied his career-high with four tackles in the season finale.

**2014 (6/0 - Dallas):** Played in six games in his first season with the Cowboys and posted seven tackles, two sacks, a tackle for a loss, two pressures and a forced fumble. Was placed on injured reserve on Nov. 26, 2014. Was inactive for one contest.

- Against New Orleans (9/28), collected his first career sack when he took down the punter on a fake in the win.
- At Jacksonville (11/9), saw action in front of his countrymen for the win in London. Registered two tackles, a sack, his first career tackle for a loss, one pressure and his first career forced fumble.

**2013 (15/0 - Oakland):** Played both inside and outside in his second year on the Raiders defensive line, appearing in 15 games and contributing 12 tackles, two quarterback pressures and a tackle for loss. Was inactive for one contest.

- Against Washington (9/29), saw significant action along the defensive line, establishing a career-high with four solo tackles.
- Against Philadelphia (11/3), dropped Nick Foles for a four-yard loss in the fourth quarter. The play was originally ruled a sack, then reclassified as a tackle on a designed run.

**2012 (4/0 - Oakland):** Played in four games and posted five tackles as a rookie for the Raiders. Was inactive for 12 contests.

- Against Pittsburgh (9/23), made his NFL debut as a reserve and recorded his first two career tackles.

#### COLLEGE:

- Played four years at Penn State and saw action in 49 games with 33 starts and tallied 89 tackles, 14 sacks, 26.5 stops for loss, 11 passes

defensed, three fumble recoveries and a forced fumble.

- As a senior (2011), started all 13 games and totaled 42 stops with 7.5 tackles, 6.5 sacks, six passes defensed and two fumble recoveries.
- As a junior (2010), played in 10 games with seven starts and compiled 14 tackles, with 4.5 tackles for loss and two sacks.
- As a sophomore (2009), started every game at defensive end and was among the Big Ten leaders in minus-yardage plays. Ranked ninth in the Big Ten with 14.5 tackles for losses and 10th with 5.5 sacks. Finished second on the team in minus-yardage hits, earning honorable-mention all-conference honors. Posted 31 tackles, was tied for the team lead with two fumble recoveries, had one forced fumble and three pass breakups.
- As a freshman (2008), was one of only three true freshmen to play in every game. Saw action at defensive tackle and tight end and made four tackles with two pass breakups.
- Studied anthropology at Penn State.

#### PERSONAL:

- After moving to the United States from London, England as a junior in 2006, Crawford attended St. Augustine (Longport, N.J.) High School. He joined the football team and found immediate success.
- During his senior season, he emerged as a standout playing defensive end and tight end and earned all-area and All-Parochial honors. He collected 12 touchdown receptions his senior season.
- Also played basketball and soccer.
- Follow Crawford on Twitter at @Sack\_Religious and on Instagram at @j\_crawford58.
- Born Jack Justin Crawford on Sept. 7, 1988 in London, England.

## JACK CRAWFORD'S NFL STATISTICS

REGULAR SEASON		TACKLES									INTERCEPTIONS					FUMBLES			
Year	Team	GP	GS	Tot	Solo	Asst	Sk	Yds	QBP	TFL	No	Yds	Lg	TD	PD	FF	FR	Yds	SpT
2012	Oakland	4	0	3	2	1	0.0	0.0	NA	0	0	0	0	0	0	0	0	0	0
2013	Oakland	15	0	11	5	6	0.0	0.0	NA	1	0	0	0	0	0	0	0	0	4
2014	Dallas	6	0	8	6	2	2.0	10.0	NA	2	0	0	0	0	0	1	0	0	0
2015	Dallas	16	1	21	13	8	4.0	29.0	NA	7	0	0	0	0	0	0	0	0	0
2016	Dallas	16	10	25	13	12	3.5	14.5	NA	4	0	0	0	0	0	0	0	0	0
2017	Atlanta	4	0	5	3	2	0.0	0.0	NA	0	0	0	0	0	0	0	0	0	0
2018	Atlanta	16	11	35	19	16	6.0	35.0	NA	7	1	6	6	0	1	1	0	0	0
2019	Atlanta	16	4	24	6	18	0.5	1.0	NA	1	0	0	0	0	3	0	0	0	0
<b>NFL Totals</b>		<b>93</b>	<b>26</b>	<b>132</b>	<b>67</b>	<b>65</b>	<b>16.0</b>	<b>89.5</b>	<b>NA</b>	<b>22</b>	<b>1</b>	<b>6</b>	<b>6</b>	<b>0</b>	<b>4</b>	<b>2</b>	<b>0</b>	<b>0</b>	<b>4</b>

PLAYOFFS		TACKLES									INTERCEPTIONS					FUMBLES			
Year	Team	GP	GS	Tot	Solo	Asst	Sk	Yds	QBP	TFL	No	Yds	Lg	TD	PD	FF	FR	Yds	SpT
2016	Dallas	1	0	1	0	1	0.0	0.0	NA	0	0	0	0	0	0	0	0	0	0
2017	Atlanta	0	0	0	0	0	0.0	0.0	NA	0	0	0	0	0	0	0	0	0	0
<b>NFL Totals</b>		<b>1</b>	<b>0</b>	<b>1</b>	<b>0</b>	<b>1</b>	<b>0.0</b>	<b>0.0</b>	<b>NA</b>	<b>0</b>	<b>0</b>	<b>0</b>	<b>0</b>	<b>0</b>	<b>0</b>	<b>0</b>	<b>0</b>	<b>0</b>	<b>0</b>

#### Single-Game Highs


Tackles - 4 (Nine times, last vs. L.A. Rams 10/20/19)  
 Sacks - 2 at Washington (11/4/18)  
 Tackles for Loss - 2 (Twice, last at Washington 11/4/18)  
 Forced Fumbles - 1 (Twice, last vs. Dallas 11/18/18)  
 Interceptions - 1 at Carolina (12/23/18)  
 Interception Return Yards - 6 at Carolina (12/23/18)  
 Passes Defensed - 1 (Four times, last vs. New Orleans 11/28/19)  
 Special Teams Tackles - 2 at Houston (11/17/13)

#### Playoff Single-Game Highs

Tackles - 1 vs. Green Bay (1/15/17)

#### Additional Career Statistics

Punt Returns - 1 for -1 yard at N.Y. Giants (12/23/18)



# 29 DANE CRUIKSHANK

DEFENSIVE BACK • 6'1" • 209 LBS • COLLEGE: ARIZONA  
 ACQUIRED: 5TH ROUND - 2018 • NFL EXPERIENCE (NFL/TITANS): 3/3  
 HOMETOWN: CHINO HILLS, CALIF.  
 GAMES PLAYED/GAMES STARTED: 28/0 (PLAYOFFS: 3/0)

**PRO:** The Titans traded up to select Dane Cruikshank with the 152nd overall pick in the fifth round of the 2018 NFL Draft. The 6-foot-1 inch, 209-pound defender possesses above average size and speed for a defensive back, and was coveted for his versatility, having played safety, and both inside and outside cornerback at Arizona. Cruikshank has established himself as a core special teams contributor in Tennessee after notching 18 special teams stops in his first two seasons, including a career-high 10 in 2019, blocking one extra point and one field goal, and catching a touchdown pass on a fake punt from 2018-19.

#### CAREER HIGHLIGHTS:

- From 2018-19, Cruikshank tallied 18 special teams tackles which ranked second on the squad.
- In 2019, Cruikshank totaled a career-high 10 special teams tackles, which ranked second on the team, and blocked one extra point and one field goal.
- In 2018, scored his first career touchdown with a 66-yard reception on a fake punt against Houston (9/16) and was named AFC Special Teams Player of the Week.

#### TITANS TIDBITS:

- Cruikshank credits his grandparents and his mother for his success in life. "My grandparents have provided for their whole family, and they've helped everyone in the family be successful at whatever they choose to do. My mom, (Beverley Jackson, a hair stylist) she's been able to raise her kids by working hard and never taking days off. She loves us and gives us everything we need."
- Growing up a Southern California fan, his most memorable college football moment was playing the Trojans in the Coliseum. Cruikshank posted 10 tackles and one interception in the contest.
- Cruikshank's nickname is 'Smooove.' He wore jersey No. 2 in high school, earning the nickname '2 Smooove,' which was then shortened to Smooove.
- He lists owning his own business as a goal on his bucket list. He would one day like to open his own training facility.

#### CAREER TRANSACTIONS:

- The Chino Hills, Calif., native was selected by the Titans in the fifth round (152nd overall) of the 2018 NFL Draft.

#### SEASON RECAPS:

- 2019 (16/0, 3/0):** Saw action as a reserve in all 16 games and ranked second on the team with a career-best 10 special teams tackles to go along with a blocked extra point and a blocked field goal. Saw action as a reserve in all three postseason contests and notched a pass defended on defense. Tied for the team lead in special teams tackles four times in 2019 (vs. IND, vs. BUF, at CAR, at OAK).
- Against Indianapolis (9/15), tied for the team lead with two special teams tackles on coverage units.
  - At Carolina (11/3), saw action as a reserve on special teams and tied for the team lead with two tackles on coverage units. Kept it a two-possession game by blocking an extra point early in the fourth quarter.
  - Against Jacksonville (11/24), saw action as a reserve on special teams and notched two tackles on coverage units.
  - At Indianapolis (12/1), played as a reserve on special teams and blocked a field goal. Shot through the line and blocked an Adam Vinatieri 46-yard field goal with the ball being scooped up by Tye Smith and returned 63 yards for a touchdown to give the Titans a 24-17 lead late in the fourth quarter.
  - At Oakland (12/8), played as a reserve on special teams and tied for the

team lead with a special teams tackle on coverage units.

- At New England (1/4), played as a reserve on special teams in his first career postseason game.
- At Baltimore (1/11), saw action as a reserve defensive back and recorded a pass defended. Halted a potential Ravens' scoring drive by breaking up a fourth-and-five pass intended for Mark Andrews late in the fourth quarter.
- At Kansas City (1/19), played as a reserve on special teams and as an extra defensive back in the dime package.

**2018 (12/0):** Played in 12 games as a reserve in his rookie campaign and ranked fourth on the squad with eight special teams tackles. Collected a 66-yard touchdown reception on a fake punt and a 39-yard kickoff return on a reverse. Registered two tackles on defense. Was inactive for four games. Led or tied for the team lead in special teams tackles four times in 2018 (vs. HOU, at BUF, at LAC, vs. IND). Led the team in receiving yards once in 2018 (vs. HOU). Saw action in his first career NFL game at Miami (9/9/18). Named AFC Special Teams Player of the Week after leading the team with two special teams tackles and notching a 66-yard touchdown reception on a fake punt against Houston (9/16/18).

- At Miami (9/9), made his NFL debut as a reserve on special teams and notched a stop on coverage units.
- Against Houston (9/16), named AFC Special Teams Player of the Week after leading the team with two special teams tackles and notching a touchdown on a fake punt. Gave the Titans a 7-0 lead with a 66-yard touchdown reception from Kevin Byard on a fake punt early in the first quarter. Cruikshank became the first primarily defensive player in team annals to record a touchdown reception.
- At Jacksonville (9/23), saw action as a reserve on special teams. Snuffed out a fake punt and slowed down Corey Grant allowing LeShaun Sims to make the tackle short of the first down in the first quarter.
- Against Baltimore (10/14), played as a reserve at safety and amassed two tackles. Stuffed Nick Boyle for a one-yard loss on a short pass in the fourth quarter.
- At Los Angeles Chargers in London (10/21), led the team with two special teams tackles on coverage units.
- Against Indianapolis (12/30), played as a reserve on special teams and tied for the team lead with a tackle on coverage units. Returned the opening kickoff 39 yards after taking a reverse from Darius Jennings.

#### COLLEGE:

- During a two-year career at Arizona, he started all 25 games at 'spur' safety and cornerback. Cruikshank recorded 135 tackles, 1.5 sacks, seven tackles for loss, 17 passes defended, one forced fumble and intercepted five passes for 68 yards.
- Prior to Arizona, he played two seasons at Citrus College.
- As a senior (2017), started all 13 games after switching to spur safety from cornerback. Ranked fifth on the team with 75 tackles. Also posted 1.5 sacks, 5.5 tackles for loss, eight passes defended, one forced fumble and three interceptions for 65 yards as a Wildcat. Voted as a team captain by his teammates.
- As a redshirt junior (2016), started all 13 games at cornerback in his first season at Arizona and finished fourth on the team in tackles with 60. Tied for the team lead with a pair of interceptions. Also tallied 1.5 tackles for loss and nine passes defended.
- As a junior (2015), redshirted after transferring to Arizona.
- As a sophomore (2014), saw action in 10 games as an Owl and notched 45 tackles, a tackle for loss, four passes defended and one interception for 29 yards. Named first-team all-state.
- As a freshman (2013), appeared in all 11 games for Citrus College and



posted five tackles and one forced fumble. Caught four passes for 147 yards and one touchdown, and added five kick returns for 103 yards.

- Graduated in May 2017 from Arizona with a degree in general studies.

**PERSONAL:**

- Attended Ayala (Chino Hills, Calif.), High School where he played cornerback, safety, wide receiver, running back and return specialist.
- Also ran track as a high school athlete.
- List of favorites: (TV show) "Power"; (movies) "Friday," "Black Panther" and "Avengers: Infinity War"; (musician or band) Meek Mill, Drake, Migos and YoungBoy; (food) seafood; (childhood sports team) Los Angeles Lakers; and (guilty pleasure) peach cobbler or sour candy.
- He has three siblings, two older sisters and one younger brother.
- Follow Cruikshank on Twitter and Instagram at @Dane2Smooove.
- Born Dane Ashton Cruikshank on April 27, 1995 in Los Angeles, Calif.

**DANE CRUIKSHANK'S DEFENSIVE GAME-BY-GAME**

2018 Tennessee Titans

Date	Opp	W/L	P/S	Tot	Solo	Asst	Sk	- Yds	QBP	TFL	Int	- Yds	-TD	PD	FF	FR	- Yds	SpT	
Sept 9	@ Mia	L	p	0	0	0	0.0	0.0	0	0	0	0	0	0	0	0	0	0	1
Sept 16	Hou	W	p	0	0	0	0.0	0.0	0	0	0	0	0	0	0	0	0	0	2
Sept 23	@ Jax	W	p	0	0	0	0.0	0.0	0	0	0	0	0	0	0	0	0	0	0
Sept 30	Phi	W	p	0	0	0	0.0	0.0	0	0	0	0	0	0	0	0	0	0	0
Oct 7	@ Buf	L	p	0	0	0	0.0	0.0	0	0	0	0	0	0	0	0	0	0	1
Oct 14	Bal	L	p	2	2	0	0.0	0.0	0	0	0	0	0	0	0	0	0	0	0
Oct 21	@ LAC	L	p	0	0	0	0.0	0.0	0	0	0	0	0	0	0	0	0	0	2
Nov 5	@ Dal	W	p	0	0	0	0.0	0.0	0	0	0	0	0	0	0	0	0	0	0
Nov 11	NE	W	IA																
Nov 18	@ Ind	L	p	0	0	0	0.0	0.0	0	0	0	0	0	0	0	0	0	0	0
Nov 26	@ Hou	L	IA																
Dec 2	NYJ	W	IA																
Dec 6	Jax	W	IA																
Dec 16	@ NYG	W	p	0	0	0	0.0	0.0	0	0	0	0	0	0	0	0	0	0	1
Dec 22	Was	W	p	0	0	0	0.0	0.0	0	0	0	0	0	0	0	0	0	0	0
Dec 30	Ind	L	p	0	0	0	0.0	0.0	0	0	0	0	0	0	0	0	0	0	1
Totals		9-7	12/0	2	2	0	0.0	0.0	0	0	0	0	0	0	0	0	0	0	8

2019 Tennessee Titans

Date	Opp	W/L	P/S	Tot	Solo	Asst	Sk	- Yds	QBP	TFL	Int	- Yds	-TD	PD	FF	FR	- Yds	SpT	
Sept 8	@ Cle	W	p	0	0	0	0.0	0.0	0	0	0	0	0	0	0	0	0	0	0
Sept 15	Ind	L	p	0	0	0	0.0	0.0	0	0	0	0	0	0	0	0	0	0	2
Sept 19	@ Jax	L	p	0	0	0	0.0	0.0	0	0	0	0	0	0	0	0	0	0	0
Sept 29	@ Atl	W	p	0	0	0	0.0	0.0	0	0	0	0	0	0	0	0	0	0	0
Oct 6	Buf	L	p	0	0	0	0.0	0.0	0	0	0	0	0	0	0	0	0	0	1
Oct 13	@ Den	L	p	0	0	0	0.0	0.0	0	0	0	0	0	0	0	0	0	0	1
Oct 20	LAC	W	p	0	0	0	0.0	0.0	0	0	0	0	0	0	0	0	0	0	0
Oct 27	TB	W	p	0	0	0	0.0	0.0	0	0	0	0	0	0	0	0	0	0	0
Nov 3	@ Car	L	p	0	0	0	0.0	0.0	0	0	0	0	0	0	0	0	0	0	2
Nov 10	KC	W	p	0	0	0	0.0	0.0	0	0	0	0	0	0	0	0	0	0	0
Nov 24	Jax	W	p	0	0	0	0.0	0.0	0	0	0	0	0	0	0	0	0	0	2
Dec 1	@ Ind	W	p	0	0	0	0.0	0.0	0	0	0	0	0	0	0	0	0	0	0
Dec 8	@ Oak	W	p	0	0	0	0.0	0.0	0	0	0	0	0	0	0	0	0	0	1
Dec 15	Hou	L	p	0	0	0	0.0	0.0	0	0	0	0	0	0	0	0	0	0	0
Dec 22	NO	L	p	0	0	0	0.0	0.0	0	0	0	0	0	0	0	0	0	0	1
Dec 29	@ Hou	W	p	0	0	0	0.0	0.0	0	0	0	0	0	0	0	0	0	0	0
Totals		9-7	16/0	0	0	0	0.0	0.0	0	0	0	0	0	0	0	0	0	0	10
<b>Playoffs</b>																			
Jan 4	@ NE	W	p	0	0	0	0.0	0.0	0	0	0	0	0	0	0	0	0	0	0
Jan 11	@ Bal	W	p	0	0	0	0.0	0.0	0	0	0	0	0	1	0	0	0	0	0
Jan 19	@ KC	L	p	0	0	0	0.0	0.0	0	0	0	0	0	0	0	0	0	0	0
Totals		2-1	3/0	0	0	0	0.0	0.0	0	0	0	0	0	0	1	0	0	0	0

**DANE CRUIKSHANK'S NFL STATISTICS**

**REGULAR SEASON**

Year	Team	GP	GS	TACKLES						INTERCEPTIONS					FUMBLES					
				Tot	Solo	Asst	Sk	Yds	QBP	TFL	No	Yds	Lg	TD	PD	FF	FR	Yds	SpT	
2018	Tennessee	12	0	2	2	0	0.0	0.0	0	0	0	0	0	0	0	0	0	0	0	8
2019	Tennessee	16	0	0	0	0	0.0	0.0	0	0	0	0	0	0	0	0	0	0	0	10
<b>NFL Totals</b>		<b>28</b>	<b>0</b>	<b>2</b>	<b>2</b>	<b>0</b>	<b>0.0</b>	<b>0.0</b>	<b>0</b>	<b>0</b>	<b>0</b>	<b>0</b>	<b>0</b>	<b>0</b>	<b>0</b>	<b>0</b>	<b>0</b>	<b>0</b>	<b>18</b>	

**PLAYOFFS**

Year	Team	GP	GS	TACKLES						INTERCEPTIONS					FUMBLES					
				Tot	Solo	Asst	Sk	Yds	QBP	TFL	No	Yds	Lg	TD	PD	FF	FR	Yds	SpT	
2019	Tennessee	3	0	0	0	0	0.0	0.0	0	0	0	0	0	1	0	0	0	0	0	0
<b>NFL Totals</b>		<b>3</b>	<b>0</b>	<b>0</b>	<b>0</b>	<b>0</b>	<b>0.0</b>	<b>0.0</b>	<b>0</b>	<b>0</b>	<b>0</b>	<b>0</b>	<b>0</b>	<b>1</b>	<b>0</b>	<b>0</b>	<b>0</b>	<b>0</b>	<b>0</b>	

**Single-Game Highs**

Tackles - 2 vs. Baltimore (10/14/18)  
 Special Teams Tackles - 2 (Five times, last vs. Jacksonville, 11/24/19)

**Playoff Single-Game Highs**

Passes Defensed - 1 at Baltimore (1/11/20)

**Additional Statistics**

Receptions - 1 for 66 yards and a touchdown vs. Houston (9/16/18)  
 Kickoff Returns - 1 for 39 yards vs. Indianapolis (12/30/18)  
 Blocked Extra Point - 1 at Carolina (11/3/19)  
 Blocked Field Goal - 1 at Indianapolis (12/1/19)



# 84 COREY DAVIS

WIDE RECEIVER • 6'3" • 209 LBS • COLLEGE: WESTERN MICHIGAN  
 ACQUIRED: 1ST ROUND - 2017 • NFL EXPERIENCE (NFL/TITANS): 3/3  
 HOMETOWN: WHEATON, ILL.  
 GAMES PLAYED/GAMES STARTED: 42/36 (PLAYOFFS: 5/5)

**PRO:** The Titans selected Corey Davis with the fifth-overall pick in the 2017 NFL Draft, which was obtained in a 2016 trade with the Los Angeles Rams. During his first three seasons (2017-19), Davis led the Titans in total receptions (142), receiving yards (1,867) and receiving first downs (97), and his six touchdown catches tied for third place on the club. The 6-foot-3-inch, 209-pound wide receiver brings a complete skill set to his position, excelling in route running, making plays after the catch, and blocking. His 5,285 receiving yards at Western Michigan set an all-time FBS record, and he became the second player in FBS history to record 52 career receiving touchdowns. Davis became the highest drafted player from Western Michigan and the first first-rounder from the school since Jason Babin in 2004. The fifth pick was the highest selection ever used by the Titans/Oilers on a wide receiver by 11 slots, topping the 1998 choice of Kevin Dyson with the 16th pick.

## CAREER HIGHLIGHTS:

- Davis' 2019 statistics included 43 receptions for 601 yards and a pair of touchdowns in 15 games. He added 68 yards and a touchdown on six receptions during the playoffs.
- In 2018, Davis led the Titans with 65 receptions, 891 receiving yards and four touchdowns. His yardage total ranked ninth among all AFC wide receivers.
- In a playoff game at New England on Jan. 13, 2018, Davis caught two touchdown passes to tie the franchise single-game postseason record (five previous times). He became the first player to accomplish the feat in the postseason since wide receiver Haywood Jeffires did so at Buffalo on Jan. 3, 1993. Davis was the first NFL rookie with two touchdown receptions in a playoff game since Panthers receiver Kelvin Benjamin on Jan. 10, 2015.
- In Week 1 of the 2017 season, Davis caught six passes for 69 yards. This reception total ranks second among all rookies in Week 1 games in the "Titans era" (1999–present).
- During his time at Western Michigan, Davis set an FBS all-time record with 5,285 career receiving yards.
- Davis set Western Michigan records for single-season touchdown receptions (19), single-game receiving yards (272), touchdown receptions in a bowl game (three), career receptions (332), career touchdown receptions (52) and career receiving yards (5,285).

## TITANS TIDBITS:

- Davis and his six siblings survived a tough economic upbringing in Wheaton, Ill. While he has always maintained a loving relationship with his parents, Olasheni Timson and Michelle Davis, he made the decision as a high school junior to move into the home of Robin and Dan Graham, who became his legal guardians. Dan, Corey Davis' youth football coach, was an offensive lineman for the Tampa Bay Buccaneers. His son, Ryan Graham, played youth and high school football with Davis and currently plays quarterback at Northern Illinois.
- Davis' brother, Titus, played football at Central Michigan and was signed by the Chargers as a rookie free agent in 2015. Titus also spent time with the Jets, Bills and Bears.
- One of Davis' favorite quotes is "Never die easy" by Walter Payton, who used the saying as the title to his autobiography.

## CAREER TRANSACTIONS:

- The Wheaton, Ill., native was selected by the Titans in the first round (fifth overall) of the 2017 NFL Draft.

## SEASON RECAPS:

**2019 (15/11, 3/3):** Played in 15 games with 11 starts at wide receiver and ranked second on the team with 601 receiving yards and 43 receptions to go along with two touchdowns. Started all three postseason contests at wide receiver and tied for the team lead with six catches for a team-best 68 receiving yards with a touchdown. Led or tied for the team lead in receptions four times (at ATL, vs. LAC, at HOU, at KC). Led the team in receiving yards twice (vs. LAC, at KC).

- Against Indianapolis (9/15), caught three passes for 38 yards. In the first quarter, recorded his 100th career catch on a six-yard grab. Set up the Titans' second touchdown with a 25-yard reception down to the Colts' three-yard line in the third quarter.
- At Atlanta (9/29), started at wide receiver and led the team with five catches for 91 yards with a touchdown. Extended the Titans' second touchdown drive with a 16-yard catch on third-and-15 in the first quarter. Increased the Titans lead to 24-7 with a 23-yard touchdown reception on third-and-five late in the second quarter.
- Against L.A. Chargers (10/20), started at wide receiver and tied for the team lead with six receptions for a team-best 80 receiving yards with a touchdown. Evened the score at 10-10 with an eight-yard touchdown catch late in the second quarter. Kept the Titans' final touchdown drive alive with a 38-yard catch-and-run reception on third-and-one in the final stanza.
- Against Kansas City (11/10), was inactive.
- Against Jacksonville (11/24), started at wide receiver and snared two receptions for 29 yards. Set up the Titans' opening touchdown with a 24-yard catch in the second quarter.
- At Oakland (12/8), started at wide receiver and grabbed two receptions for 34 yards. Helped set up the Titans' third touchdown with a 24-yard catch down to the Raiders' 13-yard line in the second quarter.
- Against Houston (12/15), played as a reserve at wide receiver and hauled in three passes for 57 yards. Helped set up the Titans first touchdown with a 16-yard reception in the third quarter.
- At Houston (12/29), started at wide receiver and tied for the team lead with four catches for 44 yards. Extended the Titans' second touchdown drive with a pair of third-down conversions: a 12-yard catch on third-and-nine and a five-yard grab to the Texans' one-yard line on third-and-two.
- At Baltimore (1/11), started at wide receiver and snared a touchdown. Extended the Titans lead to 21-6 by grabbing a three-yard touchdown pass from Derrick Henry out of the wildcat formation midway through the third stanza.
- At Kansas City (1/19), started at wide receiver and led the team with five catches and 65 receiving yards.

**2018 (16/16):** Started all 16 games at wide receiver and led the team with 65 catches, 891 receiving yards and four receiving touchdowns which were all career-highs. Rushed six times for 55 yards. Led or tied for the team lead in receptions 10 times (at MIA, vs. HOU, vs. PHI, at BUF, at DAL, vs. NE, vs. NYJ, at NYG, vs. WAS, vs. IND). Led the team in receiving yards eight times (at MIA, at JAX, vs. PHI, at BUF, vs. NE, at HOU, at NYG, vs. IND). Posted two career 100-yard receiving performances (vs. PHI, vs. NE). Posted his first career regular season touchdown against Philadelphia (9/30/18). Posted career-highs with nine receptions and 161 receiving yards against Philadelphia (9/30/18).

- At Miami (9/9), led the team with six receptions and 62 receiving yards. Extended the Titans' first scoring drive with a 17-yard reception on third-and-six in the first quarter. Kept the Titans' scoring drive alive with a 15-yard catch on third-and-nine on the first play of the fourth quarter.
- Against Houston (9/16), led the team with five receptions for 55 yards. Kept the Titans' second touchdown drive alive with a seven-yard catch on

third-and-four late in the first quarter.

- At Jacksonville (9/23), snared two receptions for a team-high 34 yards. Kept the Titans' game-winning scoring drive alive with a 12-yard grab on third-and-five in the fourth quarter.
- Against Philadelphia (9/30), led the team with a career-best 161 receiving yards on a career-high nine receptions with his first career touchdown grab in the regular season. Became the third player in NFL history to score a touchdown in the final 10 seconds of overtime. Kept the Titans' initial scoring drive alive with a 28-yard grab on third-and-three in the first quarter. Extended the Titans' first touchdown drive with a 20-yard catch on third-and-one in the third stanza. Kickstarted a Titans' touchdown drive with a career-long 51-yard bomb from Marcus Mariota midway through the fourth quarter. Gave the Titans' 26-23 overtime victory with a leaping, 10-yard touchdown grab on third-and-10 with five seconds remaining in the extra session.
- At Dallas (11/5), led the team with six catches for 56 yards. Extended the Titans' initial touchdown drive with a 17-yard grab on third-and-nine in the opening quarter. Kept the Titans' final touchdown drive alive with an eight-yard catch on third-and-six in the fourth quarter.
- Against New England (11/11), led the team with seven catches and 125 receiving yards with a touchdown. Kickstarted the Titans' opening touchdown drive with a 24-yard grab over the middle. Increased the Titans lead to 14-3 with a 23-yard touchdown grab midway through the first quarter. Extended the Titans' third touchdown drive with a 20-yard reception on third-and-14 in the second quarter.
- At Houston (11/26), led the team with 96 receiving yards on four receptions, including a touchdown. On a 19-yard catch in the first quarter, reached the 1,000-yard receiving mark for his career. Took a reverse handoff from Derrick Henry and scampered 39 yards in the second quarter. Cut the Texans lead to 27-17 with a 48-yard touchdown catch on third-and-seven late in the third quarter.
- Against N.Y. Jets (12/2), snared three receptions for 42 yards with the game-winning touchdown. Gave the Titans a 26-22 lead with an 11-yard touchdown grab on third-and-seven with 36 seconds left in the game.
- At N.Y. Giants (12/16), tied for the team lead with three catches for a team-best 33 receiving yards. Converted a pair of third downs, an 11-yard catch on third-and-nine and a 17-yard reception on third-and-12, during the Titans' opening touchdown drive in the first quarter.

**2017 (11/9, 2/2):** Played in 11 games with nine starts at wide receiver during his rookie campaign and recorded 34 receptions for 375 yards. Was inactive for five games. Started his first two career postseason contests and tied for the team lead with nine catches for 98 yards with a team-best two receiving touchdowns. Tied for the team lead in receptions twice in 2017 (at IND, vs. LAR). Led the team in receiving yards once in 2017 (vs. LAR). Appeared in his first career NFL game against Oakland (9/10/17). Made his first career NFL start at Jacksonville (9/17/17).

- Against Oakland (9/10), played as a reserve at wide receiver in his NFL debut and finished second on the team with six receptions for 69 yards. In the team's "Titans era" (1999-2017), his reception total ranks second among all rookies in Week 1 games. Only Tajaé Sharpe had more, with seven catches (9/11/16). Only Sharpe (76 yards) and Kenny Britt (85 yards on 9/10/09) had more receiving yards than Davis in a rookie Week 1 debut. Registered his first career reception and extended the Titans' opening touchdown drive with a leaping 23-yard catch down the right sideline on third-and-eight in the first quarter.
- At Jacksonville (9/17), made his first career start at wide receiver and caught one pass for four yards before leaving the game in the second quarter with an injury.
- Against Baltimore (11/5), returned to the lineup as a starter at wide receiver and snared two receptions for 28 yards. Helped set up the Titans' first touchdown of the afternoon with a 23-yard, toe-drag reception along the right sideline in the first quarter.
- At Pittsburgh (11/16), started at wide receiver and grabbed three receptions for 27 yards. Extended the Titans' first touchdown drive with a 15-yard, toe-drag reception along the sideline in the first quarter.
- At Indianapolis (11/26), started at wide receiver and tied for the team lead with four receptions for 39 yards. Hauled in a leaping 19-yard reception during the Titans' game-winning touchdown drive in the fourth quarter.
- Against Los Angeles Rams (12/24), started at wide receiver and tied for the team lead with six receptions for a team-best 91 receiving yards. Extended the Titans' opening scoring drive with a leaping, 18-yard catch on third-and-six. Hauled in a season-long 37-yard reception.
- At Kansas City (1/6), started at wide receiver and hauled in four passes

for 35 yards in his first career postseason game.

- At New England (1/13), started at wide receiver and grabbed five passes for 63 yards with his first two career touchdowns. Gave the Titans a 7-0 lead with an acrobatic, one-handed 15-yard touchdown catch with 1:14 left to play in the opening quarter. Kept the Titans' final touchdown drive alive with a 17-yard catch on fourth-and-11. Got open in the corner of the end zone and hauled in an 11-yard touchdown reception with 1:55 left to play in the fourth quarter.

#### COLLEGE:

- In four seasons at Western Michigan (2013-16), Davis played and started 50 games. He registered 332 career receptions for 5,285 yards and 52 touchdowns, setting the Mid-American Conference record in each category and becoming the only player in FBS history with 300 catches, 5,000 yards and 50 touchdowns. His 5,285 career receiving yards were the most in FBS history, and he ended his career ranked second all-time in FBS history with 52 career receiving touchdowns (60 by Jarett Dillard). Davis' 332 career receptions ranked fourth all-time in FBS annals.
- As a senior (2016), played and started 13 games and set career highs with 97 receptions, 1,500 receiving yards and 19 touchdowns. He helped his team win the MAC and go undefeated until a Cotton Bowl loss. He had five games of 100-plus yards and six games of two or more receiving touchdowns. His receiving yardage total ranked seventh in FBS, while his reception total was eighth. Named a Biletnikoff Award semifinalist and earned All-American honors from Associated Press (first-team), FWAA (first-team), Phil Steele (first-team), USA Today, Sporting News and Sports Illustrated. Named Mid-American Conference Offensive Player of the Year. At Ball State (11/1), posted 12 catches for a WMU-record 272 yards with three touchdowns and was named MAC Player of the Week.
- As a junior (2015), played and started 13 games and caught 90 passes for 1,436 yards and 12 touchdowns. Finished fifth in the nation and second in the MAC in receiving yards, and his 6.9 receptions per game ranked third in the league and 11th nationally. He ended the season with seven consecutive 100-yard games and nine total for the year and was named first-team All-MAC.
- As a sophomore (2014), finished with 78 receptions for 1,408 yards and 15 touchdowns in 12 games (all starts). Ranked seventh in the nation and first in the MAC in receiving yards. Named first-team All-MAC and Phil Steele first-team All-MAC. Went over 100 yards receiving in eight games.
- As a freshman (2013), played and started 11 games and set WMU freshman records for receiving yards (941), receptions (67) and 100-yard games (five). Named MAC Freshman of the Year, earned Freshman All-America honors from FWAA and College Football News, and was a second-team All-MAC selection.
- Majored in sports management at Western Michigan.

#### PERSONAL:

- Attended Wheaton-Warrenville (Ill.) High School, where he totaled 45 receptions and six receiving touchdowns as a senior. He added three touchdowns on returns and was named all-conference and all-area.
- Follow Davis on Twitter at @c\_davis\_81, on Instagram at @coreydavis84, and on Snapchat at coreydavis3.
- List of favorites: (TV show) "Game of Thrones"; (movie) "Friday Night Lights"; (musician) Future; (athlete as a child) Walter Payton; (food) deep dish pizza; and (song on his pregame playlist) "Over" by Drake.
- Born Corey Damon Davis on Jan. 11, 1995 in Chicago, Ill.

## COREY DAVIS' GAME-BY-GAME

2017 Tennessee Titans					RECEIVING				
Date	Opp.	W/L	P/S	No	Yds	Avg	Lg	TD	
Sept 10	Oak	L	p	6	69	11.5	23	0	
Sept 17	@ Jax	W	S	1	4	4.0	4	0	
Sept 24	Sea	W	IA						
Oct 1	@ Hou	L	IA						
Oct 8	@ Mia	L	IA						
Oct 16	Ind	W	IA						
Oct 22	@ Cle	W	IA						
Nov 5	Bal	W	S	2	28	14.0	23	0	
Nov 12	Cin	W	S	4	48	12.0	19	0	
Nov 16	@ Pit	L	S	3	27	9.0	15	0	
Nov 26	@ Ind	W	S	4	39	9.8	19	0	
Dec 3	Hou	W	S	2	12	6.0	13	0	
Dec 10	@ Ari	L	p	3	29	9.7	22	0	
Dec 17	@ SF	L	S	3	28	9.3	13	0	
Dec 24	LAR	L	S	6	91	15.2	37	0	
Dec 31	Jax	W	S	0	0	-	0	0	
<b>Totals</b>		<b>9-7</b>	<b>11/9</b>	<b>34</b>	<b>375</b>	<b>11.0</b>	<b>37</b>	<b>0</b>	
<b>Playoffs</b>									
Jan 6	@ KC	W	S	4	35	8.8	13	0	
Jan 13	@ NE	L	S	5	63	12.6	17	2	
<b>Totals</b>		<b>1-1</b>	<b>2/2</b>	<b>9</b>	<b>98</b>	<b>10.9</b>	<b>17</b>	<b>2</b>	

2018 Tennessee Titans					RECEIVING				
Date	Opp.	W/L	P/S	No	Yds	Avg	Lg	TD	
Sept 9	@ Mia	L	S	6	62	10.3	18	0	
Sept 16	Hou	W	S	5	55	11.0	18	0	
Sept 23	@ Jax	W	S	2	34	17.0	22	0	
Sept 30	Phi	W	S	9	161	17.9	51	1	
Oct 7	@ Buf	L	S	4	49	12.3	23	0	
Oct 14	Bal	L	S	1	24	24.0	24	0	
Oct 21	@ LAC	L	S	3	10	3.3	5	0	
Nov 5	@ Dal	W	S	6	56	9.3	17	0	

2019 Tennessee Titans					RECEIVING				
Date	Opp.	W/L	P/S	No	Yds	Avg	Lg	TD	
Nov 11	NE	W	S	7	125	17.9	27	1	
Nov 18	@ Ind	L	S	2	30	15.0	23	0	
Nov 26	@ Hou	L	S	4	96	24.0	48	1	
Dec 2	NYJ	W	S	3	42	14.0	22	1	
Dec 6	Jax	W	S	2	21	10.5	13	0	
Dec 16	@ NYG	W	S	3	33	11.0	17	0	
Dec 22	Was	W	S	3	45	15.0	16	0	
Dec 30	Ind	L	S	5	48	9.6	18	0	
<b>Totals</b>		<b>9-7</b>	<b>16/16</b>	<b>65</b>	<b>891</b>	<b>13.7</b>	<b>51</b>	<b>4</b>	

2019 Tennessee Titans					RECEIVING				
Date	Opp.	W/L	P/S	No	Yds	Avg	Lg	TD	
Sept 8	@ Cle	W	S	0	0	-	0	0	
Sept 15	Ind	L	p	3	38	12.7	25	0	
Sept 19	@ Jax	L	S	3	44	14.7	19	0	
Sept 29	@ Atl	W	S	5	91	18.2	23	1	
Oct 6	Buf	L	p	2	28	14.0	23	0	
Oct 13	@ Den	L	p	3	36	12.0	18	0	
Oct 20	LAC	W	S	6	80	13.3	38	1	
Oct 27	TB	W	S	2	9	4.5	8	0	
Nov 3	@ Car	L	S	4	48	12.0	18	0	
Nov 10	KC	W	IA						
Nov 24	Jax	W	S	2	29	14.5	24	0	
Dec 1	@ Ind	W	S	1	23	23.0	23	0	
Dec 8	@ Oak	W	S	2	34	17.0	24	0	
Dec 15	Hou	L	p	3	57	19.0	22	0	
Dec 22	NO	L	S	3	40	13.3	22	0	
Dec 29	@ Hou	W	S	4	44	11.0	16	0	
<b>Totals</b>		<b>9-7</b>	<b>15/11</b>	<b>43</b>	<b>601</b>	<b>14.0</b>	<b>38</b>	<b>2</b>	
<b>Playoffs</b>									
Jan 4	@ NE	W	S	0	0	-	0	0	
Jan 11	@ Bal	W	S	1	3	3.0	3	1	
Jan 19	@ KC	L	S	5	65	13.0	22	0	
<b>Totals</b>		<b>2-1</b>	<b>3/3</b>	<b>6</b>	<b>68</b>	<b>11.3</b>	<b>22</b>	<b>1</b>	

## COREY DAVIS' NFL STATISTICS

REGULAR SEASON				RECEIVING					RUSHING				
Year	Team	GP	GS	No	Yds	Avg	Lg	TD	Att	Yds	Avg	Lg	TD
2017	Tennessee	11	9	34	375	11.0	37	0	0	0	-	0	0
2018	Tennessee	16	16	65	891	13.7	51	4	6	55	9.2	39	0
2019	Tennessee	15	11	43	601	14.0	38	2	0	0	-	0	0
<b>NFL Totals</b>		<b>42</b>	<b>36</b>	<b>142</b>	<b>1,867</b>	<b>13.1</b>	<b>51</b>	<b>6</b>	<b>6</b>	<b>55</b>	<b>9.2</b>	<b>39</b>	<b>0</b>

PLAYOFFS				RECEIVING					RUSHING				
Year	Team	GP	GS	No	Yds	Avg	Lg	TD	Att	Yds	Avg	Lg	TD
2017	Tennessee	2	2	9	98	10.9	17	2	0	0	-	0	0
2019	Tennessee	3	3	6	68	11.3	22	1	0	0	-	0	0
<b>NFL Totals</b>		<b>5</b>	<b>5</b>	<b>15</b>	<b>166</b>	<b>11.1</b>	<b>22</b>	<b>3</b>	<b>0</b>	<b>0</b>	<b>-</b>	<b>0</b>	<b>0</b>

### Single-Game Highs

Receptions - 9 vs. Philadelphia (9/30/18)  
 Receiving Yards - 161 vs. Philadelphia (9/30/18)  
 Long Reception - 51 vs. Philadelphia (9/30/18)  
 Touchdowns - 1 (Six times, last vs. L.A. Chargers 10/20/19)

### Playoff Single-Game Highs

Receptions - 5 (Twice, last at Kansas City 1/19/20)  
 Receiving Yards - 65 at Kansas City (1/19/20)  
 Long Reception - 22 at Kansas City (1/19/20)  
 Touchdowns - 2 at New England (1/13/18)

### Additional Career Statistics

Misc. Tackles - 1 (2017), 1 (2018), 1 (2019)  
 Forced Fumble - 1 (2018)



# 64 NATE DAVIS

OFFENSIVE LINEMAN • 6'3" • 316 LBS • COLLEGE: CHARLOTTE  
 ACQUIRED: 3RD ROUND - 2019 • NFL EXPERIENCE (NFL/TITANS): 2/2  
 HOMETOWN: ASHBURN, VA.  
 GAMES PLAYED/GAMES STARTED: 13/12 (PLAYOFFS: 3/3)

**PRO:** The Titans selected Nate Davis in the third round (82nd overall) of the 2019 NFL Draft. The 6-foot-3-inch, 316-pounder brings quick feet and physicality to the trenches of the offensive line. The Ashburn, Va., native appeared in 13 games with 12 starts at right guard as a rookie, and also started all three postseason contests in 2019.

#### CAREER HIGHLIGHTS:

- As a rookie in 2019, Davis appeared in 13 games with 12 starts at right guard, assuming starting duties in Week 5. Davis also started all three playoff games.

#### TITANS TIDBITS:

- Growing up, Davis was 'always a pretty big kid.' He played on the offensive or defensive line during Pop Warner, and estimates that in the fourth grade he weighed around 200 pounds.
- Davis was invited to the 2019 Senior Bowl, which he credits for helping him during the draft process. He went head-to-head with defensive linemen from larger conferences, and as an athlete from a smaller conference, he credits his performance at the Senior Bowl for helping put his name into the conversation ahead of the draft.
- Davis' father purchased him a fishing rod as a child and would take him to the pond near their home in Ashburn, Va., to fish and relax.
- Davis is a car enthusiast who has a knack for identifying the year, make and model of a car. He lists his dream car as a Rolls-Royce.

#### CAREER TRANSACTIONS:

- The Ashburn, Va., native was selected by the Titans in the third round (82nd overall) of the 2019 NFL Draft.

#### SEASON RECAPS:

**2019 (13/12, 3/3):** Played in 13 games with 12 starts at right guard and helped Derrick Henry lead the NFL with 1,540 rushing yards. Was inactive for the first three regular season contests. Started all three postseason contests at right guard. Appeared in his first career NFL contest at Atlanta (9/29/19). Made his first career NFL start against Buffalo (10/6/19).

- At Atlanta (9/29), made his NFL debut as a reserve at right guard. Was a part of an offensive front that did not allow a sack on 27 pass attempts, while opening holes for Titans' ball carriers to gain 138 yards on the ground.
- Against Buffalo (10/6), started his first career NFL contest at right guard.
- Against Kansas City (11/10), started at right guard and helped open holes for Titans' rushers to gain 225 yards on the ground.
- Against Jacksonville (11/24), started at right guard and blocked for Titans' ball carriers to gain 219 rushing yards.
- At Indianapolis (12/1), started at right guard and helped open holes for Derrick Henry to collect 149 rushing yards on 26 carries.
- At Oakland (12/8), started at right guard and was a part of an offensive front that blocked for Titans' ball carriers to gain 161 yards on the ground, while also not allowing a sack on 27 pass attempts.
- Against Houston (12/15), started at right guard and was a member of an offensive line that opened holes for Titans' rushers to gain 163 yards on the ground.
- Against New Orleans (12/22), started at right guard and helped the Titans amass 149 rushing yards on 26 carries.
- At Houston (12/29), started at right guard and was a part of an offensive front that blocked for Derrick Henry to amass 211 yards on the ground and become the NFL's leading rusher in 2019.
- At New England (1/4), started at right guard in his first career postseason game and was a member of an offensive front that opened holes for Derrick

Henry to collect 182 yards on the ground.

- At Baltimore (1/11), started at right guard and was a part of an offensive line that blocked for Derrick Henry to collect a franchise postseason record 195 rushing yards.

#### COLLEGE:

- In four seasons at Charlotte (2015-18), Davis appeared in 41 career games with 37 starts. A four-year starter on the offensive line, Davis started at guard from 2015-17 before switching to right tackle for his senior season in 2018.
- As a senior (2018), appeared in eight games with seven starts at tackle. Blocked for the league's fifth-best rushing attack which averaged 159.9 yards per game. Helped create lanes for running back Benny LeMay to record a 1,000-yard season. Earned First Team All-C-USA recognition by Phil Steele and Second Team All-C-USA recognition by the league's coaches. Named Charlotte's Best Offensive Player for 2018 by SB Nation.
- As a junior (2017), started all 12 games at right guard. Helped the 49ers rushing offense rank eighth in C-USA, averaging 166.2 yards per game. Was part of an offensive line that ranked fifth in sacks allowed with 22. Earned Honorable Mention All-C-USA honors.
- As a sophomore (2016), saw action in nine games with eight starts at right guard and helped the 49ers run game rank sixth in C-USA averaging 176.2 yards per game. Earned Honorable Mention All-C-USA honors.
- As a freshman (2015), appeared in all 12 games with 10 starts at right guard.
- Redshirted in 2014.
- Majored in Africana studies and minored in American studies at Charlotte.

#### PERSONAL:

- Attended Stone Bridge (Va.) High School and was a first-team all-state and 5A North All-Region First Team lineman. Davis was a four-year letterman in high school.
- Helped lead the Bulldogs to a Liberty District Championship as a senior in 2014.
- In 2013, he was named team MVP, captain, and first-team All-Liberty conference en route to helping the Bulldogs win the Virginia AAA Div. 5 Championship.
- Has one older sister, Kimberley.
- Son of Ken and Natalie Davis.
- Follow Davis on Twitter at @Nate\_Davis73.
- Follow Davis on Instagram at @Nate.Davis64.
- List of favorites: (TV show) "Black-ish"; (movie) "The Dark Knight"; (musician) Drake; (food) chicken wings; and (dessert) ice cream.
- Born Nathaniel Matthew Eugene Davis on Sept. 23, 1996 in York, Maine.

## NATE DAVIS' NFL STATISTICS

### REGULAR SEASON

Year	Team	GP	GS
2019	Tennessee	13	12
<b>NFL Totals</b>		<b>13</b>	<b>12</b>

### PLAYOFFS

Year	Team	GP	GS
2019	Tennessee	3	3
<b>NFL Totals</b>		<b>3</b>	<b>3</b>

### Starts Breakdown:

2019 - RG 12 (Playoffs - RG 3)

### Additional Career Statistics

Misc. Tackles - 3 (2019)



# 12 RASHARD DAVIS

WIDE RECEIVER • 5'9" • 175 LBS • COLLEGE: JAMES MADISON  
 ACQUIRED: FREE AGENT - 2019 • NFL EXPERIENCE (NFL/TITANS): 1/1  
 HOMETOWN: CHARLOTTEVILLE, VA  
 GAMES PLAYED/GAMES STARTED: 1/0 (PLAYOFFS: 1/0)

**PRO:** The Titans signed Rashard Davis to the practice squad during Week 10 of the 2019 season and elevated him to the active roster prior to Week 17 to add depth to the receiving corps and as a return specialist. The 5-foot-9-inch, 175-pounder was originally signed by the Philadelphia Eagles as a rookie free agent following the 2017 NFL Draft. The Charlottesville, Va., native has also spent time with the Oakland Raiders and Kansas City Chiefs.

#### CAREER HIGHLIGHTS:

- In 2019, Davis made his NFL debut as a reserve wide receiver and return specialist. He appeared in one regular season game and one playoff contest on the year.

#### TITANS TIDBITS:

- Davis was drafted No. 1 overall by the D.C. Defenders in the 2019 XFL Draft.
- He was a member of the Philadelphia Eagles practice squad when the team won Super Bowl LII.
- Davis was a dual-threat quarterback at Charlottesville (Va.) High School, throwing for 1,074 yards and 15 touchdowns and recording 130 rushes for 1,383 yards and 17 touchdowns as a senior.

#### CAREER TRANSACTIONS:

- The Charlottesville, Va., native originally signed with the Philadelphia Eagles as a rookie free agent following the 2017 NFL Draft.
- Waived by the Eagles on Sept. 1, 2017.
- Signed by the Eagles to the team's practice squad on Oct. 4, 2017.
- Waived by the Eagles on Oct. 10, 2017.
- Signed by the Eagles to the team's practice squad on Oct. 19, 2017.
- Waived by the Eagles on Dec. 14, 2017.
- Signed by the Eagles to the team's practice squad on Dec. 27, 2017.
- Signed by the Eagles as a free agent on Feb. 7, 2018.
- Waived by the Eagles on Sept. 1, 2018 and signed to the practice squad a day later.
- Waived by the Eagles on Sept. 7, 2018.
- Signed by the Oakland Raiders to the team's practice squad on Nov. 14, 2018.
- Waived by the Raiders on Nov. 20, 2018.
- Signed by the Raiders to the team's practice squad on Dec. 27, 2018.
- Waived by the Raiders on April 30, 2019.
- Signed by Kansas City Chiefs as a free agent on May 7, 2019.
- Waived by the Chiefs on Aug. 31, 2019.
- Signed by the Titans to the team's practice squad on Nov. 5, 2019.
- Signed by the Titans to their active roster from the practice squad on Dec. 23, 2019.

#### SEASON RECAPS:

**2019 (1/0, 1/0 - Tennessee):** Appeared in one game as a reserve at wide receiver and snared one pass for 16 yards. Returned two punts for nine yards. Spent six weeks on the Titans' practice squad before being elevated to the active roster for the regular season finale. Saw action as a reserve in one postseason contest. Was inactive for the other two postseason games.

- At Houston (12/29), made his Titans debut and caught his first career pass for 16 yards. Returned two punts for nine yards.
- At New England (1/4), played as a reserve at punt returner in his first career postseason contest.

**2018 (0/0 - Philadelphia; 0/0 - Oakland):** Spent time on the practice

squads of the Eagles and Raiders.

**2017 (0/0 - Philadelphia):** Spent part of the season on the Eagles practice squad.

#### COLLEGE:

- Appeared in 50 games with 22 starts over four seasons (2013-16) at James Madison. Caught 114 passes for 1,549 yards and 11 touchdowns, and added 25 carries for 203 yards and two scores. Recorded one 37-yard touchdown pass. Also recorded 21 punt returns for 489 yards and four touchdowns, as well as 19 kick returns for 363 yards. Earned FCS All-America honors, named Colonial Athletic Association Special Teams Player of the Year, and first-team All-CAA recognition as a punt returner as a senior.
- As a senior (2016), played in all 15 games with 12 starts and caught 42 passes for 530 yards and three touchdowns. Returned 15 punts for 426 yards and a conference-record four touchdowns, and earned FCS All-America honors, CAA Special Teams Player of the Year, and first-team All-CAA recognition as a punt returner.
- As a junior (2015), appeared in 11 games and made nine starts. Posted 39 receptions for a career-high 592 yards and a career-high six touchdowns, and added six carries for 48 yards. Recorded five kick returns for 102 yards and returned one punt for 16 yards. Ranked eighth in CAA with 53.8 receiving yards per game.
- As a sophomore (2014), saw action in 12 games and caught 21 passes for 254 yards and two touchdowns. Tallied six rushes for 22 yards and one score. Also had six kick returns for 102 yards and three punt returns for 44 yards.
- As a freshman (2013), appeared in all 12 games and made one start. Recorded 12 receptions for 173 yards and rushed eight times for 124 yards and one touchdown.
- Majored in sport recreation management at James Madison.

#### PERSONAL:

- Attended Charlottesville (Va.) High School where he earned first-team All-District honors as an athlete and second-team All-District accolades at quarterback.
- Davis was a dual-threat quarterback at Charlottesville (Va.) High School, throwing for 1,074 yards and 15 touchdowns and recording 130 rushes for 1,383 yards and 17 touchdowns as a senior.
- Also ran track in high school, posting a 10.8 time in the 100-meter dash, jumping 6-1 in the high jump, and 21-2 in the long jump.
- Son of Russell and Katrina Hunter.
- Follow Davis on Instagram @sweetfeet6\_.
- Follow Davis on Twitter @rasharddavis6.
- Born Rashard Markese Davis on Sept. 14, 1995 in Charlottesville, Va.

## RASHARD DAVIS' GAME-BY-GAME

2019 Tennessee Titans					RECEIVING					2019 Tennessee Titans					PUNT RETURNS					KICKOFF RETURNS				
Date	Opp.	W/L	P/S	No	Yds	Avg	Lg	TD	Date	Opp	W-L	P/S	No	FC	Yds	Avg	Lg	TD	No	Yds	Avg	Lg	TD	
Dec 29	@ Hou	W	p	1	16	16.0	16	0	Dec 29	@ Hou	W	p	2	3	9	4.5	10	0	0	0	-	0	0	
<b>Totals</b>		<b>1-0</b>	<b>1/0</b>	<b>1</b>	<b>16</b>	<b>16.0</b>	<b>16</b>	<b>0</b>	<b>Totals</b>		<b>1-0</b>	<b>1/0</b>	<b>2</b>	<b>3</b>	<b>9</b>	<b>4.5</b>	<b>10</b>	<b>0</b>	<b>0</b>	<b>0</b>	<b>-</b>	<b>0</b>	<b>0</b>	
<b>Playoffs</b>																								
Jan 4	@ NE	W	p	0	0	-	0	0	Jan 4	@ NE	W	p	0	2	0	-	0	0	0	0	-	0	0	
Jan 11	@ Bal	W	IA						Jan 11	@ Bal	W	IA												
Jan 19	@ KC	L	IA						Jan 19	@ KC	L	IA												
<b>Totals</b>		<b>2-1</b>	<b>1/0</b>	<b>0</b>	<b>0</b>	<b>0.0</b>	<b>0</b>	<b>0</b>	<b>Totals</b>		<b>2-1</b>	<b>1/0</b>	<b>0</b>	<b>2</b>	<b>0</b>	<b>0.0</b>	<b>0</b>	<b>0</b>	<b>0</b>	<b>0</b>	<b>0.0</b>	<b>0</b>	<b>0</b>	

## RASHARD DAVIS' NFL STATISTICS

REGULAR SEASON				RECEIVING					RUSHING				
Year	Team	GP	GS	No	Yds	Avg	Lg	TD	Att	Yds	Avg	Lg	TD
2017	Philadelphia												
2018	Phi/Oak												
2019	Tennessee	1	0	1	16	16.0	16	0	0	0	-	0	0
<b>NFL Totals</b>		<b>1</b>	<b>0</b>	<b>1</b>	<b>16</b>	<b>16.0</b>	<b>16</b>	<b>0</b>	<b>0</b>	<b>0</b>	<b>-</b>	<b>0</b>	<b>0</b>

REGULAR SEASON				PUNT RETURNS					KICKOFF RETURNS				
Year	Team	No	FC	Yds	Avg	Lg	TD	No	Yds	Avg	Lg	TD	
2017	Philadelphia												
2018	Phi/Oak												
2019	Tennessee	2	3	9	4.5	10	0	0	0	0.0	0	0	
<b>NFL Totals</b>		<b>2</b>	<b>3</b>	<b>9</b>	<b>4.5</b>	<b>10</b>	<b>0</b>	<b>0</b>	<b>0</b>	<b>0.0</b>	<b>0</b>	<b>0</b>	

PLAYOFFS				RECEIVING					RUSHING				
Year	Team	GP	GS	No	Yds	Avg	Lg	TD	Att	Yds	Avg	Lg	TD
2019	Tennessee	1	0	0	0	0.0	-	0	0	0	-	0	0
<b>NFL Totals</b>		<b>1</b>	<b>0</b>	<b>0</b>	<b>0</b>	<b>0.0</b>	<b>-</b>	<b>0</b>	<b>0</b>	<b>0</b>	<b>-</b>	<b>0</b>	<b>0</b>

PLAYOFFS				PUNT RETURNS					KICKOFF RETURNS				
Year	Team	No	FC	Yds	Avg	Lg	TD	No	Yds	Avg	Lg	TD	
2019	Tennessee	0	2	0	0.0	-	0	0	0	0.0	-	0	
<b>NFL Totals</b>		<b>0</b>	<b>2</b>	<b>0</b>	<b>0.0</b>	<b>-</b>	<b>0</b>	<b>0</b>	<b>0</b>	<b>0.0</b>	<b>-</b>	<b>0</b>	

### Single-Game Highs

Receptions - 1 at Houston (12/29/19)  
 Receiving Yards - 16 at Houston (12/29/19)  
 Long Reception - 16 at Houston (12/29/19)  
 Punt Returns - 2 at Houston (12/29/19)  
 Punt Return Yards - 9 at Houston (12/29/19)  
 Punt Return Long - 10 at Houston (12/29/19)

### Playoff Single-Game Highs

Punt Returns -  
 Punt Return Yards -  
 Punt Return Long -





# 28 DALYN DAWKINS

**RUNNING BACK • 5'7" • 183 LBS • COLLEGE: COLORADO STATE**  
**ACQUIRED: FREE AGENT - 2018 • NFL EXPERIENCE (NFL/TITANS): 1/1**  
**HOMETOWN: LOUISVILLE, KY.**  
**GAMES PLAYED/GAMES STARTED: 3/0 (PLAYOFFS: 0/0)**

**PRO:** The Titans originally signed running back Dalyn Dawkins as a rookie free agent following the 2018 NFL Draft. The 5-foot-7-inch, 183-pounder spent majority of his first two seasons on the practice squad with a total of three game appearances in that span. In three campaigns at Colorado State, Dawkins rushed 557 times for 3,185 yards and 14 touchdowns and added 70 receptions for 650 yards and three touchdowns.

#### TITANS TIDBITS:

- Dawkins' uncle, Brian Dawkins, is a Pro Football Hall of Fame safety and nine-time NFL Pro Bowl selection.

#### CAREER TRANSACTIONS:

- The Louisville, Ky., native was signed by the Titans as an undrafted free agent on May 11, 2018.
- Waived by the Titans by Sept. 1, 2018 and signed to the team's practice squad a day later.
- Signed by the Titans to their active roster from the practice squad on Sept. 18, 2018.
- Waived by the Titans by Oct. 8, 2018 and signed to the team's practice squad two days later.
- Signed by the Titans to their active roster from the practice squad on Nov. 13, 2018.
- Waived by the Titans on Dec. 3, 2018 and signed to the team's practice squad two days later.
- Waived by the Titans on Sept. 10, 2019 and signed to the team's practice squad a day later.
- Signed by the Titans to their active roster from the practice squad on Oct. 8, 2019.
- Waived by the Titans on Oct. 26, 2019 and signed to the team's practice squad three days later.
- Signed by the Titans to their active roster from the practice squad on Dec. 21, 2019.
- Waived by the Titans on Dec. 23, 2019 and signed to the practice squad two days later.
- Re-signed by the Titans on Jan. 20, 2020.

#### SEASON RECAPS:

**2019 (2/0, 0/0):** Appeared in two games as a reserve running back and carried the ball 11 times for 26 yards. Was inactive for one contest and did not play in another game. Spent 14 weeks, including the entire postseason, on the Titans' practice squad.

- At Cleveland (9/8), was inactive.
- At Denver (10/13), saw action as a reserve at running back and carried the ball twice for two yards.
- Against L.A. Chargers (10/20), dressed but did not play.
- Against New Orleans (12/22), played as a reserve at running back and carried the ball nine times for 24 yards. Recorded carries on four consecutive plays for 26 total yards, including a 14-yard run, during a fourth-quarter touchdown drive.

**2018 (1/0):** Appeared in one game as a rookie. Was inactive for three contests and did not play in two other games. Spent 10 weeks on the team's practice squad over two stints during the regular season. Saw action in his first career NFL game at Jacksonville (9/23/18).

- At Jacksonville (9/23), made his NFL debut as a reserve on special teams.

- Against Philadelphia (9/30), dressed but did not play.
- At Indianapolis (11/18), dressed but did not play.

#### COLLEGE:

- Played his first season at Purdue before transferring to Colorado State. Appeared in 37 games with 33 starts over three seasons for the Rams. Carried the ball 557 times for 3,185 yards and 14 touchdowns and added 70 receptions for 650 yards and three touchdowns. Returned eight kicks for 185 yards while totaling 4,020 career all-purpose yards.
- As a senior (2017), started all 13 games and rushed for 1,399 yards and eight touchdowns on 226 carries. Hauled in 26 catches for 310 yards and one touchdown. His 1,399 rushing yards were fifth-most in a single season in Colorado State history and also ranked 19<sup>th</sup> in the country.
- As a junior (2016), played in 12 games with 11 starts and carried the ball 161 times for 919 yards and four touchdowns. Added 20 receptions for 157 yards and one touchdown. Returned seven kickoffs for 169 yards and a 24.1-yard average. Posted five 110-yard rushing games on the season.
- As a redshirt sophomore (2015), appeared in 12 games with nine starts at running back and rushed for 867 yards and two touchdowns on 170 carries. Caught 24 passes for 178 yards and a score. Recorded four 100-yard rushing games.
- As a sophomore (2014), redshirted after transferring to Colorado State.
- As a true freshman (2013), played in all 12 games at Purdue and carried the ball 32 times for 115 yards and caught nine passes for 84 yards.
- Graduated from Colorado State with a degree in criminal justice in 2017.

#### PERSONAL:

- Attended Trinity (Ky.) High School where he rushed for 1,479 yards and 18 touchdowns and caught 38 receptions for 367 yards and five touchdowns as a senior.
- Rated as a four-star recruit by Scout and earned three stars from Rivals. Earned 2012 Louisville Courier-Journal second-team All-Kentucky honors as a senior.
- Son of Ralph and Michelle Dawkins and has two brothers, Ryan and Kaiden.
- Follow Dawkins on Twitter at @DDawk1.
- Follow Dawkins on Instagram at @totedatrockuno.
- Born Dalyn Daeel Dawkins on Dec. 26, 1994 in Louisville, Ky.

## DALYN DAWKINS' GAME-BY-GAME

2018 Tennessee Titans				RUSHING					RECEIVING					2019 Tennessee Titans				RUSHING					RECEIVING					
Date	Opp	W/L	P/S	Att	Yds	Avg	Lg	TD	No	Yds	Avg	Lg	TD	Date	Opp	W/L	P/S	Att	Yds	Avg	Lg	TD	No	Yds	Avg	Lg	TD	
Sept 9	@ Mia	L	PS											Sept 8	@ Cle	W	IA											
Sept 16	Hou	W	PS											Sept 15	Ind	L	PS											
Sept 23	@ Jax	W	p	0	0	-	0	0	0	0	-	0	0	Sept 19	@ Jax	L	PS											
Sept 30	Phi	W	DNP											Sept 29	@ Atl	W	PS											
Oct 7	@ Buf	L	IA											Oct 6	Buf	L	PS											
Oct 14	Bal	L	PS											Oct 13	@ Den	L	p	2	2	1.0	1	0	0	0	0	-	0	0
Oct 21	@ LAC	L	PS											Oct 20	LAC	W	DNP											
Nov 5	@ Dal	W	PS											Oct 27	TB	W	PS											
Nov 11	NE	W	PS											Nov 3	@ Car	L	PS											
Nov 18	@ Ind	L	DNP											Nov 10	KC	W	PS											
Nov 26	@ Hou	L	IA											Nov 24	Jax	W	PS											
Dec 2	NYJ	W	IA											Dec 1	@ Ind	W	PS											
Dec 6	Jax	W	PS											Dec 8	@ Oak	W	PS											
Dec 16	@ NYG	W	PS											Dec 15	Hou	L	PS											
Dec 22	Was	W	PS											Dec 22	NO	L	p	9	24	2.7	14	0	0	0	0	-	0	0
Dec 30	Ind	L	PS											Dec 29	@ Hou	W	PS											
<b>Totals</b>		<b>9-7</b>	<b>1/0</b>	<b>0</b>	<b>0</b>	<b>-</b>	<b>0</b>	<b>0</b>	<b>0</b>	<b>0</b>	<b>0</b>	<b>-</b>	<b>0</b>	<b>Totals</b>		<b>9-7</b>	<b>2/0</b>	<b>11</b>	<b>26</b>	<b>2.4</b>	<b>14</b>	<b>0</b>	<b>0</b>	<b>0</b>	<b>-</b>	<b>0</b>	<b>0</b>	

## DALYN DAWKINS' NFL STATISTICS

REGULAR SEASON		RUSHING								RECEIVING				
Year	Team	GP	GS	No	Yds	Avg	Lg	TD	Att	Yds	Avg	Lg	TD	
2018	Tennessee	1	0	0	0	-	0	0	0	0	-	0	0	
2019	Tennessee	2	0	11	26	2.4	14	0	0	0	-	0	0	
<b>NFL Totals</b>		<b>3</b>	<b>0</b>	<b>11</b>	<b>26</b>	<b>2.4</b>	<b>14</b>	<b>0</b>	<b>0</b>	<b>0</b>	<b>-</b>	<b>0</b>	<b>0</b>	

### Single-Game Highs

Rushes - 9 vs. New Orleans (12/22/19)

Rushing Yards - 24 vs. New Orleans (12/22/19)

Long Rush - 14 vs. New Orleans (12/22/19)



# 92 MATT DICKERSON

DEFENSIVE END • 6'5" • 292 LBS • COLLEGE: UCLA  
 ACQUIRED: FREE AGENT - 2018 • NFL EXPERIENCE (NFL/TITANS): 3/3  
 HOMETOWN: SAN MATEO, CALIF.  
 GAMES PLAYED/GAMES STARTED: 8/0 (PLAYOFFS: 3/0)

**PRO:** The Titans signed Matt Dickerson as a rookie free agent following the 2018 NFL Draft. He has appeared in 11 games, including three postseason contests in his first two NFL campaigns. The 6-foot-5-inch, 292-pounder is an athletic defensive lineman with good size that moves well along the line of scrimmage. In four seasons at UCLA, Dickerson saw action in 44 games and notched 97 tackles, seven tackles for loss, four passes defended and 1.5 sacks.

#### TITANS TIDBITS:

- Dickerson originally committed to play for Notre Dame. However, his father, Clarence, was diagnosed with prostate cancer before he left for South Bend. Dickerson decided to stay in-state to play for the Bruins to be an hour flight from home rather than across the country. His father is in remission.
- Dickerson's father, Clarence, played college football at Henderson State (Ark.).
- Dickerson has a twin sister named Megan.

#### CAREER TRANSACTIONS:

- The San Mateo, Calif., native was signed by the Titans as an undrafted free agent on May 11, 2018.
- Released by the Titans on Oct. 19, 2019.
- Signed by the Titans as a free agent on Oct. 22, 2019.
- Released by the Titans on Oct. 26, 2019.
- Signed by the Titans as a free agent on Oct. 29, 2019.

#### SEASON RECAPS:

**2019 (5/0, 3/0):** Saw action as a reserve in five games and posted two tackles, a quarterback pressure and a stop for loss. Was inactive for nine games. Saw action in all three postseason contests and notched a tackle.

- Against Indianapolis (9/15), played as a reserve on the defensive front and tallied a quarterback pressure.
- Against Buffalo (10/6), saw action as a reserve on the defensive front and notched a tackle.
- Against New Orleans (12/22), played as a reserve at defensive end and produced a tackle for loss. Teamed with Rashaan Evans to stonewall Latavius Murray for a one-yard loss on a rush off left guard in the final quarter.
- At New England (1/4), made his postseason debut as a reserve on the defensive front and posted a tackle.
- At Baltimore (1/11), saw limited action as a reserve at defensive end.
- At Kansas City (1/19), played limited snaps as a reserve on the defensive front.

**2018 (3/0):** Played in three games as a rookie and collected three tackles. Was inactive for 12 games and did not play in another contest. Saw action in his first career NFL game at Jacksonville (9/23/18).

- At Jacksonville (9/23), made his NFL debut as a reserve at defensive end.
- Against Baltimore (10/14), played as a reserve on the defensive front and amassed a tackle.
- Against Indianapolis (12/30), saw his first action since Week 6 as a reserve on the defensive front and registered two tackles.

#### COLLEGE:

- Appeared in 44 games with 16 starts over four seasons at UCLA and totaled 97 tackles, seven tackles for loss, four passes defended and 1.5 sacks.
- As a senior (2017), started all seven games he saw action in before

missing the remainder of the season due to injury. Recorded 21 tackles and a tackle for loss on the season. Posted a season-high five tackles three times as a senior, against Texas A&M (9/3), at Stanford (9/23) and at Arizona (10/14).

- As a junior (2016), appeared in 12 contests with eight starts along the defensive line and totaled 37 tackles and 1.5 tackles for loss. Notched a single-game career-high seven tackles at Washington State (10/15).
- As a sophomore (2015), saw action in all 13 games with one start and tallied 38 tackles, four tackles for loss, four passes defended and a sack. Earned second-team Academic All-Conference recognition.
- As a freshman (2014), played in 12 contests as a reserve on the defensive front and on special teams. Credited with one tackle, a half tackle for loss and a half sack.
- Graduated from UCLA in 2017 with a degree in political science.

#### PERSONAL:

- Attended Junipero Serra (Calif.) High School and played football for the first time as a freshman.
- Son of Clarence and Pamela Dickerson.
- His hobbies include fishing and golfing.
- Follow Dickerson on Twitter at @doublemdicky.
- Follow Dickerson on Instagram at @matttdicky.
- Born Matthew Miller Dickerson on Nov. 9, 1995 in San Francisco, Calif.

## MATT DICKERSON'S DEFENSIVE GAME-BY-GAME

### 2018 Tennessee Titans

Date	Opp	W/L	P/S	Tot	Solo	Asst	Sk	- Yds	QBP	TFL	Int	- Yds	-TD	PD	FF	FR	- Yds	SpT	
Sept 9	@ Mia	L	DNP																
Sept 16	Hou	W	IA																
Sept 23	@ Jax	W	p	0	0	0	0.0	0.0	0	0	0	0	0	0	0	0	0	0	0
Sept 30	Phi	W	IA																
Oct 7	@ Buf	L	IA																
Oct 14	Bal	L	p	1	0	1	0.0	0.0	0	0	0	0	0	0	0	0	0	0	0
Oct 21	@ LAC	L	IA																
Nov 5	@ Dal	W	IA																
Nov 11	NE	W	IA																
Nov 18	@ Ind	L	IA																
Nov 26	@ Hou	L	IA																
Dec 2	NYJ	W	IA																
Dec 6	Jax	W	IA																
Dec 16	@ NYG	W	IA																
Dec 22	Was	W	IA																
Dec 30	Ind	L	p	2	2	0	0.0	0.0	0	0	0	0	0	0	0	0	0	0	0
<b>Totals</b>				<b>9-7</b>	<b>3/0</b>	<b>3</b>	<b>2</b>	<b>1</b>	<b>0.0</b>	<b>0.0</b>	<b>0</b>	<b>0</b>	<b>0</b>	<b>0</b>	<b>0</b>	<b>0</b>	<b>0</b>	<b>0</b>	<b>0</b>

### 2019 Tennessee Titans

Date	Opp	W/L	P/S	Tot	Solo	Asst	Sk	- Yds	QBP	TFL	Int	- Yds	-TD	PD	FF	FR	- Yds	SpT		
Sept 8	@ Cle	W	IA																	
Sept 15	Ind	L	p	0	0	0	0.0	0.0	0	1	0	0	0	0	0	0	0	0	0	
Sept 19	@ Jax	L	IA																	
Sept 29	@ Atl	W	IA																	
Oct 6	Buf	L	p	1	1	0	0.0	0.0	0	0	0	0	0	0	0	0	0	0	0	
Oct 13	@ Den	L	IA																	
Oct 20	LAC	W	NOR																	
Oct 27	TB	W	NOR																	
Nov 3	@ Car	L	p	0	0	0	0.0	0.0	0	0	0	0	0	0	0	0	0	0	0	
Nov 10	KC	W	p	0	0	0	0.0	0.0	0	0	0	0	0	0	0	0	0	0	0	
Nov 24	Jax	W	IA																	
Dec 1	@ Ind	W	IA																	
Dec 8	@ Oak	W	IA																	
Dec 15	Hou	L	IA																	
Dec 22	NO	L	p	1	1	0	0.0	0.0	0	1	0	0	0	0	0	0	0	0	0	
Dec 29	@ Hou	W	IA																	
<b>Totals</b>				<b>9-7</b>	<b>5/0</b>	<b>2</b>	<b>2</b>	<b>0</b>	<b>0.0</b>	<b>0.0</b>	<b>1</b>	<b>1</b>	<b>0</b>	<b>0</b>	<b>0</b>	<b>0</b>	<b>0</b>	<b>0</b>	<b>0</b>	
<b>Playoffs</b>																				
Jan 4	@ NE	W	p	1	0	1	0.0	0.0	0	0	0	0	0	0	0	0	0	0	0	
Jan 11	@ Bal	W	p	0	0	0	0.0	0.0	0	0	0	0	0	0	0	0	0	0	0	
Jan 19	@ KC	L	p	0	0	0	0.0	0.0	0	0	0	0	0	0	0	0	0	0	0	
<b>Totals</b>				<b>2-1</b>	<b>3/0</b>	<b>1</b>	<b>0</b>	<b>1</b>	<b>0.0</b>	<b>0.0</b>	<b>0</b>	<b>0</b>	<b>0</b>	<b>0</b>	<b>0</b>	<b>0</b>	<b>0</b>	<b>0</b>	<b>0</b>	

## MATT DICKERSON'S NFL STATISTICS

### REGULAR SEASON

Year	Team	REGULAR SEASON		TACKLES								INTERCEPTIONS					FUMBLES			
		GP	GS	Tot	Solo	Asst	Sk	Yds	QBP	TFL	No	Yds	Lg	TD	PD	FF	FR	Yds	SpT	
2018	Tennessee	3	0	3	2	1	0.0	0.0	0	0	0	0	0	0	0	0	0	0	0	
2019	Tennessee	5	0	2	2	0	0.0	0.0	1	1	0	0	0	0	0	0	0	0		
<b>NFL Totals</b>		<b>8</b>	<b>0</b>	<b>5</b>	<b>4</b>	<b>1</b>	<b>0.0</b>	<b>0.0</b>	<b>1</b>	<b>1</b>	<b>0</b>	<b>0</b>	<b>0</b>	<b>0</b>	<b>0</b>	<b>0</b>	<b>0</b>	<b>0</b>		

### PLAYOFFS

Year	Team	PLAYOFFS		TACKLES								INTERCEPTIONS					FUMBLES			
		GP	GS	Tot	Solo	Asst	Sk	Yds	QBP	TFL	No	Yds	Lg	TD	PD	FF	FR	Yds	SpT	
2019	Tennessee	3	0	1	0	1	0.0	0.0	0	0	0	0	0	0	0	0	0	0		
<b>NFL Totals</b>		<b>3</b>	<b>0</b>	<b>1</b>	<b>0</b>	<b>1</b>	<b>0.0</b>	<b>0.0</b>	<b>0</b>	<b>0</b>	<b>0</b>	<b>0</b>	<b>0</b>	<b>0</b>	<b>0</b>	<b>0</b>	<b>0</b>	<b>0</b>		

### Single-Game Highs

Tackles - 2 vs. Indianapolis (12/30/18)  
 Quarterback Pressures - 1 vs. Indianapolis (9/15/19)  
 Tackles for Loss - 1 vs. New Orleans (12/22/19)

### Playoff Single-Game Highs

Tackles - 1 at New England (1/4/20)



# 75 JAMIL DOUGLAS

GUARD • 6'4" • 309 LBS • COLLEGE: ARIZONA STATE  
 ACQUIRED: FREE AGENT - 2018 • NFL EXPERIENCE (NFL/TITANS): 3/2  
 HOMETOWN: CYPRESS, CALIF.  
 GAMES PLAYED/GAMES STARTED: 32/11 (PLAYOFFS: 3/0)

**PRO:** The Titans signed offensive lineman Jamil Douglas to the practice squad during Week 5 of the 2018 season. The 6-foot-4-inch, 309-pounder was originally drafted by the Miami Dolphins in the fourth round (114th overall) of the 2015 NFL Draft and has also spent time with the New England Patriots, Atlanta Falcons and Indianapolis Colts. He appeared in 15 games with four starts at right guard and one at center for the Titans in 2019.

#### CAREER HIGHLIGHTS:

- In 2019, Douglas appeared in 15 games for the Titans and made four starts at right guard and one start at center. Made his postseason debut and saw action in all three playoff contests.
- Douglas helped open holes for Derrick Henry to lead the NFL with 1,540 rushing yards in 2019.
- In 2015, rookie Douglas saw action in a career-high 16 games for the Dolphins and made a career-high six starts with four at right guard and two at center.

#### TITANS TIDBITS:

- First name is pronounced "Juh-MILL."
- Douglas was on the New England Patriots practice squad when the team won Super Bowl LI.

#### CAREER TRANSACTIONS:

- The Cypress, Calif., native was selected by the Miami Dolphins in the fourth round (114th overall) of the 2015 NFL Draft.
- Waived by the Dolphins on Sept. 3, 2016 and signed to the practice squad a day later.
- Signed by the Dolphins to the active roster off of the practice squad on Sept. 29, 2016.
- Waived by the Dolphins on Oct. 11, 2016.
- Signed by the New England Patriots to the team's practice squad on Oct. 18, 2016.
- Signed by the Patriots to a future's contract on Feb. 7, 2017.
- Waived by the Patriots on Sept. 2, 2017.
- Signed by the Atlanta Falcons to the team's practice squad on Sept. 5, 2017.
- Signed to the Falcons active roster off of the practice squad on Dec. 29, 2017.
- Waived by the Falcons on Sept. 2, 2018.
- Signed by the Indianapolis Colts to the practice squad on Sept. 3, 2018.
- Waived by the Colts on Sept. 10, 2018.
- Signed by the Titans to the practice squad on Oct. 3, 2018.

#### SEASON RECAPS:

- 2019 (15/5, 3/0 - Tennessee):** Played in 15 games with four starts at right guard and one start at center while helping Derrick Henry lead the NFL with 1,540 rushing yards. Dressed but did not play in one game. Saw action as a reserve in all three postseason contests.
- At Cleveland (9/8), started at right guard in his Titans debut and opened holes for Titans' ball carriers to gain 123 yards on the ground. It marked his first start since his 2015 rookie season as a member of the Miami Dolphins.
  - Against Indianapolis (9/15), started at right guard.
  - At Jacksonville (9/19), started at right guard.
  - At Atlanta (9/29), started at right guard and was a part of an offensive front that did not allow a sack on 27 pass attempts, while opening holes for Titans' ball carriers to gain 138 yards on the ground.
  - Against L.A. Chargers (10/20), entered the game as a reserve at right

- guard in the second quarter and helped the offense amass 403 total yards.
- Against Tampa Bay (10/27), saw significant action as a reserve at left guard after Rodger Saffold left the game in the first quarter with an injury.
- At Carolina (11/3), made his first start of the season at center.
- At New England (1/4), made his first postseason debut as a reserve on special teams.

**2018 (0/0 - Atlanta, Indianapolis, Tennessee):** Spent the preseason with the Atlanta Falcons before being waived during roster cuts. Signed by the Indianapolis Colts to the team's practice squad during Week 1 but was waived the following week. Signed by the Titans to the practice squad during Week 5 where he spent the remainder of the season.

**2017 (0/0 - New England, Atlanta):** Spent the preseason with the New England Patriots before being waived during roster cuts. Signed by the Atlanta Falcons to the team's practice squad during Week 1 where he spent majority of the season. Signed to the Falcons' active roster during Week 17 but did not appear in a contest.

**2016 (1/0 - Miami, New England):** Began the season on the Miami Dolphins practice squad. Was signed to the active roster and appeared in one contest before being waived in Week 6. Signed by the New England Patriots to the team's practice squad in Week 7 where he spent the rest of the season.

- At Cincinnati (9/29), saw action at guard as a reserve.

**2015 (16/6 - Miami):** Appeared in 16 games with six starts as a rookie.

- At Washington (9/13), made his NFL debut and started at right guard.

#### COLLEGE:

- In four seasons at Arizona State (2011-14), Douglas appeared in 53 games and made 40 consecutive starts. A three-year starter, Douglas made 27 starts at guard and 13 at tackle.
- As a senior (2014), started all 13 games at left tackle after switching over from guard. Earned All-Pac-12 First Team and Phil Steele's All-Pac-12 First Team recognition.
- As a junior (2013), started all 14 games at guard and named to the All-Pac-12 Second Team.
- As a sophomore (2012), started all 13 games at guard.
- As a redshirt freshman (2011), appeared in all 13 contests.
- As a freshman (2010), redshirted.
- Graduated from Arizona State in fall 2013 with a degree in criminal justice.

#### PERSONAL:

- Attended Cypress (Calif.) High School where he played tight end and halfback. He caught three passes for 79 yards and one touchdown as a senior.
- Follow Douglas on Twitter at @JamilDouglas\_.
- Follow Douglas on Instagram at @jamil.
- Born Jamil Douglas on Feb. 28, 1992 in Cypress, Calif.

## JAMIL DOUGLAS' NFL STATISTICS

### REGULAR SEASON

Year	Team	GP	GS
2015	Miami	16	6
2016	Miami	1	0
2017	NE/ATL	PS	
2018	ATL/IND/TEN	PS	
2019	Tennessee	15	5
<b>NFL Totals</b>		<b>32</b>	<b>11</b>

### PLAYOFFS

Year	Team	GP	GS
2019	Tennessee	3	0
<b>NFL Totals</b>		<b>3</b>	<b>0</b>

### Starts Breakdown:

2015 - 4 RG, 2 C; 2019 - 4 RG, 1 C

### Additional Career Statistics

Fumble Recovery - 1 (2019)



# 38

## KENNETH DURDEN

CORNERBACK • 6'1" • 180 LBS • COLLEGE: YOUNGSTOWN STATE

ACQUIRED: FREE AGENT - 2018 • NFL EXPERIENCE (NFL/TITANS): 2/2

HOMETOWN: VALDOSTA, GA.

GAMES PLAYED/GAMES STARTED: 5/0 (PLAYOFFS: 0/0)

**PRO:** The Titans originally signed free agent cornerback Kenneth Durden to the practice squad following the 2017 preseason. After spending a portion of 2017 on the practice squad and the majority of the 2018 season on the 53-man roster, he rejoined the Titans practice squad for the final two weeks of the 2019 regular season and the 2019 playoffs. The 6-foot-1-inch, 180-pounder originally entered the league as an undrafted free agent with the Oakland Raiders following the 2016 NFL Draft and spent his entire rookie campaign on their practice squad. A two-year contributor to Youngstown State's defense, Durden totaled 64 tackles, two interceptions and 11 passes defended for the Penguins.

**TITANS TIDBITS:**

- At Lowndes High School in Valdosta, Ga., Durden set the school record in the triple jump as a junior with a mark of 48-6.

**CAREER TRANSACTIONS:**

- The Valdosta, Ga. native originally signed with the Oakland Raiders as a rookie free agent on May 10, 2016.
- Waived by the Raiders on Sept. 3, 2016.
- Signed by the Raiders to the team's practice squad on Sept. 4, 2016.
- Signed by the Raiders to a future's contract on Jan. 9, 2017.
- Waived by the Raiders on Sept. 2, 2017.
- Signed by the Titans to the practice squad on Sept. 5, 2017.
- Released from the Titans' practice squad on Oct. 3, 2017.
- Signed by the N.Y. Giants as a free agent on June 11, 2018.
- Released by the Giants on July 11, 2018.
- Signed by the Titans as a free agent on Aug. 11, 2018.
- Released by the Titans on Sept. 15, 2018.
- Signed by the Titans as a free agent on Sept. 18, 2018.
- Waived by the Titans on Dec. 1, 2018 and signed to the team's practice squad two days later.
- Signed by the Titans to their active roster from the team's practice squad on Dec. 18, 2018.
- Waived by the Titans on Aug. 31, 2019.
- Signed by the Titans to the practice squad on Nov. 26, 2019.
- Re-signed by the Titans on Jan. 23, 2020.

**SEASON RECAPS:**

**2019 (0/0, 0/0 - Tennessee):** Spent the final two weeks of the regular season and all three postseason contests on the Titans practice squad.

**2018 (5/0 - Tennessee):** Played in five games as a reserve. Was inactive for seven games. Spent three weeks on the team's practice squad. Saw action in his first career NFL game at Miami (9/9/18).

- At Miami (9/9), made his NFL debut as a reserve on special teams.
- At Jacksonville (9/23), played as a reserve on special teams and saw limited snaps late in the game as an extra cornerback.
- Against New England (11/11), saw action as a reserve on special teams and limited snaps at cornerback in the fourth quarter.
- At Houston (11/26), played limited snaps as a reserve at cornerback and on special teams.

**2017 (0/0 - Tennessee):** Spent the first four weeks of the season on the team's practice squad.

**2016 (0/0 - Oakland):** Spent the entire season on the practice squad.

**COLLEGE:**

- Appeared in 30 games with 12 starts over four seasons at Youngstown State (2014-15) and South Florida (2012-13). Totaled 64 tackles, two interceptions, 11 passes defended, one forced fumble and one fumble recovery over his career.
- As a senior (2015), appeared in 11 games and totaled 22 tackles, one interception and five passes defended at Youngstown State. Also returned seven kickoffs for 97 yards.
- As a junior (2014), did not see game action.
- As a sophomore (2013), saw action in 12 games and made 11 starts at South Florida. Recorded 32 tackles, one interception, five passes defended, one forced fumble and one fumble recovery.
- As a redshirt freshman (2012), appeared in seven games for the Bulls and made one start.
- Redshirted in 2011.
- Majored in general studies at Youngstown State.

**PERSONAL:**

- Attended Lowndes (Ga.) High School where he posted 78 career tackles, eight interceptions, 17 passes defended and blocked two field goal attempts. Earned all-state and all-region honors as a senior.
- Also competed in basketball and track and field. Set the school record in the triple jump as a junior with a mark of 48-6.
- Has two sisters, Kenyarda and Kenya.
- Follow Durden on Twitter at @229kd.
- Follow Durden on Instagram @beenlivinghumble.
- Born Kenneth Durden on May 16, 1992 in Valdosta, Ga.

### KENNETH DURDEN'S DEFENSIVE GAME-BY-GAME

**2018 Tennessee Titans**

Date	Opp	W/L	P/S	Tot	Solo	Asst	Sk	-Yds	QBP	TFL	Int	-Yds	-TD	PD	FF	FR	-Yds	SpT
Sept 9	@ Mia	L	p	0	0	0	0.0	0.0	0	0	0	0	0	0	0	0	0	0
Sept 16	Hou	W	NOR															
Sept 23	@ Jax	W	p	0	0	0	0.0	0.0	0	0	0	0	0	0	0	0	0	0
Sept 30	Phi	W	IA															
Oct 7	@ Buf	L	p	0	0	0	0.0	0.0	0	0	0	0	0	0	0	0	0	0
Oct 14	Bal	L	IA															
Oct 21	@ LAC	L	IA															
Nov 5	@ Dal	W	IA															
Nov 11	NE	W	p	0	0	0	0.0	0.0	0	0	0	0	0	0	0	0	0	0

Nov 18	@ Ind	L	IA															
Nov 26	@ Hou	L	p	0	0	0	0.0	0.0	0	0	0	0	0	0	0	0	0	0
Dec 2	NYJ	W	PS															
Dec 6	Jax	W	PS															
Dec 16	@ NYG	W	PS															
Dec 22	Was	W	IA															
Dec 30	Ind	L	IA															
<b>Totals</b>				<b>9-7</b>	<b>5/0</b>		<b>0</b>	<b>0</b>	<b>0</b>	<b>0</b>	<b>0.0</b>	<b>0.0</b>	<b>0</b>	<b>0</b>	<b>0</b>	<b>0</b>	<b>0</b>	<b>0</b>

## KENNETH DURDEN'S NFL STATISTICS

REGULAR SEASON		TACKLES										INTERCEPTIONS					FUMBLES			
Year	Team	GP	GS	Tot	Solo	Asst	Sk	Yds	QBP	TFL	No	Yds	Lg	TD	PD	FF	FR	Yds	SpT	
2016	Oakland																			
2017	Tennessee																			
2018	Tennessee	5	0	0	0	0	0.0	0.0	0	0	0	0	0	0	0	0	0	0	0	0
2019	Tennessee																			
<b>NFL Totals</b>		<b>5</b>	<b>0</b>	<b>0</b>	<b>0</b>	<b>0</b>	<b>0.0</b>	<b>0.0</b>	<b>0</b>	<b>0</b>	<b>0</b>	<b>0</b>	<b>0</b>	<b>0</b>	<b>0</b>	<b>0</b>	<b>0</b>	<b>0</b>	<b>0</b>	<b>0</b>

**Single-Game Highs**

- Tackles -
- Sacks -
- Passes Defensed -
- Special Teams Tackles -





# 49 NICK DZUBNAR

LINEBACKER • 6'1" • 240 LBS • COLLEGE: CAL POLY — SAN LUIS OBISPO  
 ACQUIRED: UNRESTRICTED FREE AGENT (LOS ANGELES CHARGERS) - 2020  
 NFL EXPERIENCE (NFL/TITANS): 6/1 • HOMETOWN: MISSION VIEJO, CALIF.  
 GAMES PLAYED/GAMES STARTED: 65/0 (PLAYOFFS: 2/0)

**PRO:** Nick Dzubnar is a savvy linebacker that has excelled on special teams coverage units during his NFL career. The 6-foot-1-inch, 240-pounder joined the Titans as a free agent in 2020 after spending time his first five seasons with the Chargers organization. Dzubnar, a former rookie free agent, will look to make his biggest impact as a core member of the Titans' special teams units having collected 61 special teams stops in 65 career games, as well as provide veteran depth in the linebacking corps.

#### CAREER HIGHLIGHTS:

- In 2019, Dzubnar appeared in all 16 games for the third time in his career, posting 12 special teams tackles.
- In 2018, Dzubnar collected 15 special teams tackles on coverage units and tied for the team lead with three special teams tackles in the 2018 postseason.
- In 2017, Dzubnar led the Chargers with a career-best 21 special teams tackles.

#### TITANS TIDBITS:

- Dzubnar feels he was better at hockey than football in high school. He participated as a Junior Anaheim Duck in his youth.
- Dzubnar's last name is pronounced duh-ZOOB-nar.

#### CAREER TRANSACTIONS:

- The Mission Viejo, Calif., native was originally signed by the San Diego Chargers as undrafted free agent on May 12, 2015.
- Waived by the Los Angeles Chargers on Sept. 4, 2017 and signed to the team's practice squad two days later.
- Signed by the Chargers to their active roster from the practice squad on Sept. 23, 2017.
- Signed by the Titans as an unrestricted free agent on March 26, 2020.

#### SEASON RECAPS:

**2019 (16/0 - L.A. Chargers):** Saw action as a reserve in all 16 games and tallied 12 tackles on special teams.

- Against Indianapolis (9/8), appeared on special teams in his 50th career game.
- At Oakland (11/7), notched two tackles on special teams.
- At Jacksonville (12/8), recorded three tackles on special teams coverage units.
- Against Oakland (12/22), posted a pair of stops on special teams, reaching 60 career special teams tackles.

**2018 (16/0 - L.A. Chargers):** Appeared as a reserve in all 16 games and recorded 15 special teams tackles. Saw action in both postseason games and registered three special teams tackles.

- Against San Francisco (9/30), posted his third special teams tackle of the season. Provided a block on Desmond King II's 56-yard punt return at the end of the first half.
- At Pittsburgh (12/2), registered two special teams tackles, giving him 10 on the season. Threw a key block on Desmond King II's 73-yard punt return for a touchdown.
- Against Cincinnati (12/9), posted three tackles on special teams.
- At Denver (12/30), posted two special teams tackles.
- At Baltimore (1/6), made his NFL postseason debut in the wild card matchup and finished with a tackle on special teams.
- At New England (1/13), registered a pair of special teams tackles in the divisional playoff contest.

**2017 (13/0 - L.A. Chargers):** Appeared in 13 games as a reserve and

tallied a team-high 21 special teams tackles with 13 on kickoff coverage and eight on punt coverage. Was inactive for one contest. Spent the first two weeks of the season on the Chargers' practice squad. Named Pro Football Journal second team All-AFC as a special teamer.

- At N.Y. Giants (10/8), recorded two special teams tackles on kickoff coverage and one on punt coverage.
- Against Denver (10/22), registered two special teams tackles on punt coverage, including one that forced Denver to start the ensuing drive inside the 20-yard line.
- Against Buffalo (11/19), collected a season-high five special teams tackles on kickoff coverage with one pinning the Bills inside their 20.
- Against Washington (12/10), appeared in the 30th game of his career, totaling three special teams tackles on kickoff coverage, including one that pinned Washington inside their 20. Added another special teams tackle on punt coverage.

**2016 (4/0 - San Diego):** Appeared in four games, finishing with six tackles. Was inactive for one contest. Suffered a season-ending injury and was placed on injured reserve on Oct. 10.

- At Indianapolis (9/25), posted a career-high four tackles.

**2015 (16/0 - San Diego):** Appeared in all 16 games as a reserve, finishing with two assisted tackles. Led the team with 13 special teams tackles.

- At Green Bay (10/18), tied for a team high with two tackles on special teams.
- Against Oakland (10/25), saw the first action of his career on defense and assisted on two tackles.

#### COLLEGE:

- Played four seasons (2011-14) at Cal Poly — San Luis Obispo, ending his Mustang career as the second-leading tackler in school history with 414 stops.
- Added 24 tackles for loss, four sacks, seven forced fumbles, five interceptions and 15 passes defended.
- As a senior (2014), after setting a single-season school record with 167 tackles, earned All-America, first-team All-Big Sky and team MVP honors.
- Finished sixth in voting for the Buck Buchanan Award, which recognizes the top defensive player in Football Championship Subdivision.
- Recognized as third-team All-Big Sky as a junior and was named honorable mention All-Big Sky as a sophomore.
- Redshirted during the 2010 campaign.
- Earned a degree in construction management from Cal Poly — San Luis Obispo.

#### PERSONAL:

- Earned All-Orange County and All-CIF Southern Section Pac-5 honors at Mission Viejo (Calif.) High School.
- Recognized as a team captain, first-team All-League and as the league's Defensive MVP.
- Wrestled at 215 pounds and helped the school to its first league title since 1972.
- Was Senior class president and a four-year ASB member.
- Grew up surfing, wrestling and playing hockey.
- His brother-in-law is former Chargers offensive tackle Cory Lekkerkerker.
- Follow Dzubnar on Twitter and Instagram at @NickDzubnar.
- Born Nicholas David Dzubnar on Aug. 15, 1991 in Anaheim, Calif.

## NICK DZUBNAR'S NFL STATISTICS

REGULAR SEASON				TACKLES							INTERCEPTIONS					FUMBLES				
Year	Team	GP	GS	Tot	Solo	Asst	Sk	Yds	QBP	TFL	No	Yds	Lg	TD	PD	FF	FR	Yds	SpT	
2015	San Diego	16	0	2	0	2	0.0	0.0	0	0	0	0	-	0	0	0	0	0	0	13
2016	San Diego	4	0	6	3	3	0.0	0.0	0	0	0	0	-	0	0	0	0	0	0	0
2017	L.A. Chargers	13	0	0	0	0	0.0	0.0	0	0	0	0	-	0	0	0	0	0	0	21
2018	L.A. Chargers	16	0	0	0	0	0.0	0.0	0	0	0	0	-	0	0	0	0	0	0	15
2019	L.A. Chargers	16	0	0	0	0	0.0	0.0	0	0	0	0	-	0	0	0	0	0	0	12
<b>NFL Totals</b>		<b>65</b>	<b>0</b>	<b>8</b>	<b>3</b>	<b>5</b>	<b>0.0</b>	<b>0.0</b>	<b>0</b>	<b>0</b>	<b>0</b>	<b>0</b>	<b>-</b>	<b>0</b>	<b>0</b>	<b>0</b>	<b>0</b>	<b>0</b>	<b>0</b>	<b>61</b>

PLAYOFFS				TACKLES							INTERCEPTIONS					FUMBLES				
Year	Team	GP	GS	Tot	Solo	Asst	Sk	Yds	QBP	TFL	No	Yds	Lg	TD	PD	FF	FR	Yds	SpT	
2018	L.A. Chargers	2	0	0	0	0	0.0	0.0	0	0	0	0	-	0	0	0	0	0	0	3
<b>NFL Totals</b>		<b>2</b>	<b>0</b>	<b>0</b>	<b>0</b>	<b>0</b>	<b>0.0</b>	<b>0.0</b>	<b>0</b>	<b>0</b>	<b>0</b>	<b>0</b>	<b>-</b>	<b>0</b>	<b>0</b>	<b>0</b>	<b>0</b>	<b>0</b>	<b>0</b>	<b>3</b>

### Single-Game Highs

Tackles - 4 at Indianapolis (9/25/16)  
 Special Teams Tackles - 5 vs. Buffalo (11/19/17)

### Playoff Single-Game Highs

Special Teams Tackles - 2 at New England (1/13/19)



# 32 DARRYNTON EVANS

RUNNING BACK • 5'10" • 203 LBS • COLLEGE: APPALACHIAN STATE  
 ACQUIRED: 3RD ROUND - 2020 • NFL EXPERIENCE (NFL/TITANS): ROOKIE  
 HOMETOWN: OAK HILL, FLA.  
 GAMES PLAYED/GAMES STARTED: 0/0 (PLAYOFFS: 0/0)

**PRO:** The Titans selected Darrynton Evans in the third round (93rd overall) of the 2020 NFL Draft. The 5-foot-10-inch, 203-pounder brings a complete skill set to the running back corps, excelling in rushing between the tackles, blocking, and the ability to catch the ball out of the backfield. The Appalachian State product has also shown big-play ability having posted 11 rushes of at least 50 yards in his final two seasons for the Mountaineers. As a junior in 2019, Evans scored 24 total touchdowns which ranked third nationally.

### CAREER HIGHLIGHTS:

- Evans was named the 2019 Sun Belt Offensive Player of the Year after posting 1,480 rushing yards and scoring 24 total touchdowns.
- In 2019, Evans joined Stanford's Christian McCaffrey (2015) and East Carolina's Chris Johnson (2007) as the only FBS players this millennium with at least 1,400 rushing yards, five touchdown receptions and a kickoff return for a score in the same season.
- In 2018, Evans was selected first-team All-Sun Belt after compiling a league-leading 1,187 rushing yards and nine total touchdowns. His 6.6-yards per carry was the third-best season average in Appalachian State history for a player with at least 150 attempts.

### TITANS TIDBITS:

- In 2019, Evans' mother, Evelyn, a retired probation officer for the Department of Corrections, was diagnosed with endometrial cancer. Luckily, doctors caught it early, but she couldn't come to his games for half of the season because of treatment and needing to be close to home. But once she was cleared to attend, she didn't miss another game. At the NFL Scouting Combine in February, Evans raised money and brought awareness to ECANA (Endometrial Cancer Action Network for African-Americans) by getting pledges for every inch of his vertical leap. He raised more than \$3,200 with a vertical of 37 inches.
- Evans grew up with and went to high school with San Francisco 49ers running back Raheem Mostert, Tampa Bay Buccaneers safety D'Cota Dixon and Washington linebacker Cole Holcomb. Mostert, who led the NFC champion 49ers in rushing in 2019, was among the first to reach out to Evans on social media during the draft, tweeting three simple words: "We built different!"
- Evans got a headstart on the Titans' playbook during his final season at Appalachian State. Every year, the Mountaineer coaches study one NFL offense and incorporate some of its principles into their own playbook. It just so happened that App State chose the Titans prior to the 2019 season.
- Evans earned a grade point average of 3.34 and was tabbed the Sun Belt's Top Scholar by Street & Smith magazine.
- Evans enjoys playing video games, particularly NBA2K, Call of Duty and Madden, solving rubix cubes and producing music in his spare time.

### CAREER TRANSACTIONS:

- The Oak Hill, Fla., native was selected by the Titans in the third round (93rd overall) of the 2020 NFL Draft.

### COLLEGE:

- In three on-field seasons at Appalachian State (2016, 2018-19), Evans appeared in 39 games and made 22 starts. He was a two-time All-Sun Belt first-team selection and was the Sun Belt's Offensive Player of the Year in 2019. Evans was a two-time Sun Belt Championship Game MVP and MVP of the 2019 New Orleans Bowl. He finished his career with 2,884 rushing yards (ninth all-time at Appalachian State) despite being the

primary running back for just 23 career games. Set school records for most career rushes without a fumble (482) and single-season rushes without a fumble (255 in 2019). Had 4,642 all-purpose yards, including 1,439 yards on kickoff returns and 319 yards as a receiver, plus 14 passing yards on a forward-flipped jet sweep. Scored 34 total touchdowns with 25 rushing, six receiving and a program-record three as a kick returner. Totaled 11 runs of at least 50 yards in his final two seasons.

**AS A JUNIOR (2019)**, named Sun Belt Offensive Player of the Year after producing 2,064 all-purpose yards, including 1,480 rushing on 255 carries, 198 receiving yards on 21 catches and 386 yards on 16 kickoff returns. Scored 24 total touchdowns (18 rushing, five receiving, one on a kickoff return) to rank third nationally, tie the Sun Belt's single-season record and post the second-highest single-season total in Appalachian State history. Made watch lists for Maxwell, Doak Walker Award and Paul Hornung awards.

- Against Charlotte (9/7), became the first player this millennium to post at least 200 rushing yards (239), score three rushing touchdowns and have a kickoff return for a touchdown (45 yards) in the same game.
- At North Carolina (9/21), rushed for three touchdowns and 78 yards in the 34-31 win.
- Against Louisiana-Monroe (10/19), rushed 17 times for 136 yards with a touchdown and added three catches for 41 yards with another score.
- Against Texas State (11/23), carried the ball 21 times for 154 yards and completed one pass for 14 yards
- Against Louisiana (12/7), named MVP of the Sun Belt Championship Game after posting three touchdowns (one rushing, two on receptions) to help App State build a 21-0 lead in the first quarter.
- Against Alabama-Birmingham (12/21), selected as MVP of the New Orleans Bowl. Rushed 19 times for 157 yards with a touchdown.

**AS A REDSHIRT SOPHOMORE (2018)**, named first-team All-Sun Belt after registering a league-leading 1,187 rushing yards on 179 attempts, even though he didn't become the team's primary running back until Game 5, following a season-ending injury to starter Jalin Moore. His 6.6-yards per carry was the third-best season average in Appalachian State history for a player with at least 150 attempts. His nine touchdowns included seven rushing, one receiving and one via a kickoff return. Caught 12 passes for 87 yards. Returned 15 kickoffs for 490 yards with a score. As the primary back over the final nine games, rushed for 1,060 yards for an average of 117.8 yards per game. Led the Sun Belt at 91.3 rushing yards per game and second at 135.7 all-purpose yards per game. Rushed for more than 100 yards in seven of the last nine games.

- At Penn State (9/1), posted a 100-yard kickoff return in the first quarter of an overtime loss in the season opener. It marked the second consecutive game with a kickoff return touchdown going back to the Camellia Bowl to end his true freshman season in 2016. The two scores occurred over a span of three returns.
- Against Louisiana (10/20), had a then career-high 183 rushing yards with a touchdown and added 20-yard touchdown catch in the regular season win.
- At Coastal Carolina (11/3), tallied 159 rushing yards on 27 carries with a score.
- Against Georgia State (11/17), rushed the ball 15 times for 127 yards with a touchdown.
- Against Louisiana (12/1), totaled 218 all-purpose yards to become the Sun Belt Championship MVP. Posted 111 rushing yards on 17 carries. Also had a 97-yard kickoff return to set up a short touchdown run.

**AS A SOPHOMORE (2017)**, redshirted because of an injury.

**AS A FRESHMAN (2016)**, played in the final 12 games of the season, contributing as a kickoff returner and as a backup running back. Rushed for 217 yards on 48 carries and hauled in six passes for 34 yards. Returned 25 kickoffs for 563 yards with a touchdown. Finished with 814 all-purpose yards.

- At Akron (9/24), carried the ball three times for 22 yards and caught one pass for 23 yards. Returned six kickoffs for 154 yards.
- Against Toledo (12/17), returned a kickoff 94 yards for a touchdown in the Camellia Bowl win.
- Graduated with a degree in communication studies with a minor in sports science and coaching from Appalachian State.

**PERSONAL:**

- Attended New Smyrna Beach (Fla.) High School and was named honorable-mention 6A All-State and first-team All-Area as a team captain and two-time team MVP.
- Rushed for more than 1,600 yards and 25 touchdowns over his final two high school seasons despite missing six games due to injury.
- As a senior (2105), recorded 940 rushing yards and nine touchdowns in just seven games. Participated in Central Florida East-West All-Star game.
- As a junior (2014), had a breakout campaign, rushing for nearly 700 yards and 16 touchdowns before suffering a broken thumb that forced him to miss the final three games of the season.
- Was an honor roll student and member of the National Honor Society.
- Also participated in track (100, long jump, 200, 4x100), and played basketball.

- Son of Darryl and Evelyn Evans and has two older sisters, Kristen and Dasmine, and an older brother, Darryl II.
- Follow Evans on Twitter and Instagram at @ItzLiveee
- Born Darrynton L.A. Evans on July 9, 1998 in Daytona Beach, Fla.

## DARRYNTON EVANS' COLLEGE STATISTICS

Year	Team	GP	GS	RUSHING					RECEIVING				
				Att	Yds	Avg	Lg	TD	No	Yds	Avg	Lg	TD
2016	Appalachian St.	12	0	48	217	4.5	25	0	6	34	5.7	23	0
2017	Appalachian St.												
2018	Appalachian St.	13	8	179	1,187	6.6	79t	7	12	87	7.3	25	1
2019	Appalachian St.	14	14	255	1,480	5.8	87t	18	21	198	9.4	58t	5
<b>College Totals</b>		<b>39</b>	<b>22</b>	<b>482</b>	<b>2,884</b>	<b>6.0</b>	<b>87t</b>	<b>25</b>	<b>39</b>	<b>319</b>	<b>8.2</b>	<b>58t</b>	<b>6</b>

Year	Team	PUNT RETURNS					KICKOFF RETURNS					
		No	FC	Yds	Avg	Lg	TD	No	Yds	Avg	Lg	TD
2016	Appalachian St.	0	0	0	0.0	-	0	25	563	22.5	94t	1
2017	Appalachian St.											
2018	Appalachian St.	0	0	0	0.0	-	0	15	490	32.7	100t	1
2019	Appalachian St.	0	0	0	0.0	-	0	16	386	24.1	45t	1
<b>College Totals</b>		<b>0</b>	<b>0</b>	<b>0</b>	<b>0.0</b>	<b>-</b>	<b>0</b>	<b>56</b>	<b>1,439</b>	<b>25.7</b>	<b>100t</b>	<b>3</b>

**Single-Game Highs**

Rushes - 27 at Coastal Carolina (11/3/18)  
 Rushing Yards - 234 vs. Charlotte (9/7/19)  
 Long Rush - 87t vs. Charlotte (9/7/19)  
 Rushing Touchdowns - 3 (Three times, last vs. Texas State 11/23/19)  
 Receptions - 3 (Twice, last at Troy 11/29/19)  
 Receiving Yards - 63 vs. Louisiana (12/7/19)  
 Long Reception - 58t vs. Louisiana (12/7/19)  
 Receiving Touchdowns - 2 vs. Louisiana (12/7/19)

Kickoff Returns - 6 at Akron (9/24/16)  
 Kickoff Return Yards - 154 at Akron (9/24/16)  
 Long Kickoff Return - 100t at Penn State (9/1/18)  
 Kickoff Return Touchdowns - 1 (Three times, last vs. Charlotte 9/7/19)

**Additional Statistics**

Passing - 1 for 1 for 14 yards vs. Texas State (11/23/19)




# 54 RASHAAN EVANS

LINEBACKER • 6'2" • 232 LBS • COLLEGE: ALABAMA

ACQUIRED: 1ST ROUND - 2018 • NFL EXPERIENCE (NFL/TITANS): 2/2

HOMETOWN: AUBURN, ALA.

GAMES PLAYED/GAMES STARTED: 31/23 (PLAYOFFS: 3/3)



**PRO:** The Titans traded up to select Rashaan Evans with the 22nd overall pick in the first round of the 2018 NFL Draft. The 6-foot-2 inch, 232-pound defender was identified as a playmaker that could quickly bolster the linebacking corps and develop into a leader on defense. He appeared in all but one game in his first two campaigns, including starts at inside linebacker in every game of 2019. He led the Titans defense with 139 tackles and 11 tackles for loss in his second season. At Alabama, Evans tied for a team-leading 74 tackles as a senior while helping the Crimson Tide capture a 2018 College Football Playoff National Championship title.

### CAREER HIGHLIGHTS:

- In 2019, Evans started every game during the regular season and playoffs. He led the team with 139 tackles and 11 tackles for loss.
- As a rookie in 2018, Evans played in 15 games with seven starts at inside linebacker and totaled 63 tackles, six quarterback pressures, two tackles for loss and three passes defended.

### TITANS TIDBITS:

- Upon being drafted by Tennessee, Evans was reunited with former Crimson Tide teammate Derrick Henry. Henry phoned Evans immediately after he was selected with the 22nd pick to congratulate him.
- He has two pregame rituals. Evans prays before each game and pulls grass from the field early in pregame to get a feel for the turf.
- His nickname is 'Razor, because I cut up.'
- At Alabama, Evans shared the field with his brother, Alex, a member of the Crimson Tide spirit squad.
- Two of his football role models are DeMarcus Ware and Lawrence Taylor. He met Ware, who also is from Auburn, Ala., at the 2018 NFL Draft. He later had a chance to meet Taylor during a trip to Miami and calls each experience an "amazing moment."
- Growing up in rural Alabama, Evans would chase wild horses to work on improving his speed and athleticism.
- Evans' father, Alan, was a star running back at Auburn. Evans' mother, Chenavis, received four degrees from Auburn, including her doctorate. Evans' older sister was a cheerleader at Auburn, and despite the family ties including his cousins attending Auburn, Evans stuck with his gut and instead chose Alabama.

### CAREER TRANSACTIONS:

- The Auburn, Ala., native was selected by the Titans in the first round (22nd overall) of the 2018 NFL Draft.

### SEASON RECAPS:

**2019 (16/16, 3/3):** Started all 16 games at linebacker and led the team with a career-best 139 tackles and 11 stops for loss. Also posted 2.5 sacks, 11 quarterback pressures, a pass defended and a fumble recovery he returned for a touchdown. Started all three postseason contests and recorded 22 tackles, two quarterback pressures and three stops for loss. Led the team in tackles seven times (at ATL, vs. BUF, at DEN, vs. LAC, vs. TB, at CAR, at NE). Tied for the team lead in sacks twice (vs. KC, vs. JAX).

- At Atlanta (9/29), led the team with 10 tackles, a half sack, a stop for loss and two quarterback pressures. Combined with Isaiah Mack to drop Matt Ryan for a five-yard sack in the final quarter.
- Against Buffalo (10/6), led the team with 10 tackles, including a stop for loss. Stonewalled Frank Gore for a one-yard loss in the first quarter.
- At Denver (10/13), led the team with 11 tackles. Forced the Broncos to kick a field goal by stonewalling Phillip Lindsay for no gain on a third-and-one rush in the second quarter.

- Against L.A. Chargers (10/20), led the team with 11 tackles, including a stop for loss and a quarterback pressure. Combined with Logan Ryan to stuff Melvin Gordon for a two-yard loss on a rush off right guard in the opening quarter. Combined with Jeffery Simmons to stop Gordon for no gain on first-and-goal during the final goal-line stand.
- Against Tampa Bay (10/27), led the team with a career-best 14 tackles, including a stop for loss. Shot through the line and stuffed Dare Ogunbowale for a two-yard loss on a third-and-four rush up the middle in the second quarter.
- At Carolina (11/3), led the team with 12 tackles to go along with a quarterback pressure.
- Against Kansas City (11/10), registered seven tackles, a sack, two stops for loss, two quarterback pressures and a fumble recovery he returned for a touchdown. Stopped Darwin Thompson for a one-yard loss on a rush off left end in the second quarter. Scooped up a Damien Williams' fumble that was forced by David Long Jr. and raced 53 yards for a touchdown, his first career score, in the second stanza. Halted a Chiefs' drive by dropping Patrick Mahomes for a five-yard sack on third-and-two late in the fourth quarter.
- Against Jacksonville (11/24), notched three tackles, a sack, a stop for loss and a quarterback pressure. Dropped Nick Foles for a six-yard sack late in the fourth quarter.
- Against New Orleans (12/22), started at linebacker and produced 10 tackles, including two stops for loss. Stuffed Alvin Kamara for a one-yard loss on a rush up the middle in the first quarter. Stopped Deonte Harris for no gain on a short pass in the fourth quarter. Teamed with Matt Dickerson to stonewall Latavius Murray for a one-yard loss on a rush off left guard in the final quarter.
- At New England (1/4), started at linebacker in his first career postseason game and led the team with 12 tackles, including a team-high three tackles for loss. Stuffed Rex Burkhead for a one-yard loss on a rush off left guard in the first quarter. Combined with Jayon Brown to stonewall Sony Michel for no gain on a rush off right tackle in the opening quarter. Stopped Michel for a one-yard loss on a first-and-goal rush off left tackle during the Titans' goal-line stand in the second quarter. Shot through the line and stuffed Michel for a two-yard loss on a third-and-goal rush during the Titans' goal-line stand in the second quarter.
- At Baltimore (1/11), recorded nine tackles and two quarterback pressures. Stopped Mark Ingram II for no gain on a rush off right guard in the opening quarter.
- At Kansas City (1/19), started at linebacker but was in and out of the lineup because of injury. Registered a tackle on defense.

**2018 (15/7):** Played in 15 games with seven starts at linebacker as a rookie. Collected 63 tackles, six quarterback pressures, two tackles for loss and three passes defended. Was inactive for one contest. Led the team in tackles twice (vs. BAL, vs. NYJ). Tied for the team lead in passes defended once (vs. PHI). Saw action in his first career NFL game against Houston (9/16/18). Made his first career start at Jacksonville (9/23/18).

- Against Houston (9/16), made his NFL debut on special teams.
- At Jacksonville (9/23), made his first career start at linebacker and posted a tackle.
- Against Philadelphia (9/30), saw significant action as a reserve at linebacker and notched four tackles, a quarterback pressure and a pass defended.
- Against Baltimore (10/14), started at linebacker and led the team with nine tackles, including a stop for loss. Combined with Brian Orakpo to stuff Alex Collins for a one-yard loss on a rush off right end in the first quarter. Stopped Gus Edwards for no gain on a rush off right tackle late in the fourth

quarter.

- Against New England (11/11), played as a reserve at linebacker and notched two tackles, two quarterback pressures and a pass defended. Combined with Austin Johnson to stop Sony Michel for no gain on a rush up the middle in the second quarter.
- At Houston (11/26), started at linebacker and recorded seven tackles and a quarterback pressure. Halted a Texans' drive by stuffing Alfred Blue for no gain on a third-and-one rush early in the fourth quarter.
- Against N.Y. Jets (12/2), played as a reserve at linebacker and led the team with eight tackles. Stuffed Isaiah Crowell for no gain on a rush off right guard in the second quarter. Ended a Jets' drive by stonewalling Crowell for no gain on a run up the middle on third-and-two in the second stanza. Stopped Elijah McGuire for no gain on a rush off right tackle in the fourth quarter.
- Against Jacksonville (12/6), saw action as a reserve at linebacker and amassed five tackles and a quarterback pressure. Shot through the line and stonewalled Leonard Fournette for no gain on a fourth-and-goal rush from the one-yard line in the second quarter. Combined with Adoree' Jackson to stuff Carlos Hyde for a two-yard loss on a short pass in the second quarter.
- At N.Y. Giants (12/16), started at linebacker and posted five tackles, including a stop for loss and a quarterback pressure in the Titans' first shutout win since 2000. Stuffed Saquon Barkley for no gain on a rush up the middle late in the first quarter. Stonewalled Barkley for a four-yard loss on a rush off left end to begin the second half.
- Against Washington (12/22), played as a reserve at linebacker and totaled six tackles. Halted a drive by combining with Jayon Brown to stuff Adrian Peterson for no gain on a third-and-one rush off left guard in the first quarter.
- Against Indianapolis (12/30), saw action as a reserve at linebacker and registered three tackles and a pass defended. Broke up a third-and-10 pass intended for T.Y. Hilton late in the second quarter.

**COLLEGE:**

- In four seasons at Alabama (2014-17), Evans appeared in 53 games with 14 starts and totaled 152 tackles, 15.0 sacks, 23.5 tackles for loss, five passes defended, 19 quarterback hurries, two forced fumbles and two fumble recoveries. He started 14 games over his final two seasons and appeared in three CFP National Championship contests with two victories.
- As a senior (2017), played and started 12 games and tied for the team lead in tackles with 74. He led the Crimson Tide with 13 tackles for loss despite missing a pair of games due to injury. Also posted seven quarterback hurries, six sacks, three passes defended, one forced fumble and one fumble recovery. Named First Team All-American by the AFCA, Associated Press First Team All-SEC and Second Team All-SEC by conference coaches. Chosen as one of 15 semifinalists for the Butkus Award. Tabbled to the Nagurski Trophy Preseason Watch Lists and earned Second Team Preseason All-American recognition by Phil Steele.

- As a junior (2016), saw action in 14 games with two starts in his first season at inside linebacker, entering the starting lineup after an injury to Shaun Dion Hamilton. Totaled 53 tackles, four sacks, 4.5 tackles for loss, two passes defended, six quarterback hurries, one forced fumble and one fumble recovery.
- As a sophomore (2015), saw action in 14 games as outside linebacker and on special teams. Totaled 10 tackles, four sacks, four tackles for loss and three quarterback hurries.
- As a freshman (2014), appeared in 13 games as a true freshman and totaled 15 tackles, a sack, two tackles for loss and three quarterback hurries.
- Graduated from Alabama in December 2017 with a degree in psychology.

**PERSONAL:**

- Attended Auburn (Ala.) High School where he became a five-star prospect. Ranked as the No. 2 outside linebacker in the nation and No. 52 overall player by ESPN. Rated as ESPN's No. 4 player in Alabama and No. 30 player in the Southeast Region. Named First Team 6A All-State by the Alabama Sports Writers Association as a senior, and named ASWA 6A Lineman of the Year.
- As a senior, finished with 77 tackles, 17.5 sacks, five passes defended, three forced fumbles, one fumble recovery and one blocked punt.
- Son of Chenavis and Alan Evans.
- Evans is the second oldest of five children. He has one younger brother and three sisters.
- List of favorites: (TV show) "Martin"; (movies) "Transformers"; (musicians) Green Day, Boys II Men, James Brown, Michael Jackson, Prince, Jodeci; (song on his pregame playlist) "No Heart" by 21 Savage; (athlete as a child) LeBron James; (food) chicken fettuccine; and (guilty pleasure) cheesecake.
- Follow Evans on Twitter at @616evans4.
- Follow Evans on Instagram at @r.blade\_.
- Born Alan Rashaan Evans on Nov. 8, 1995 in Auburn, Ala.

**RASHAAN EVANS' DEFENSIVE GAME-BY-GAME**

2018 Tennessee Titans

Date	Opp	W/L	P/S	Tot	Solo	Asst	Sk	- Yds	QBP	TFL	Int	- Yds	-TD	PD	FF	FR	- Yds	SpT	
Sept 9	@ Mia	L	IA																
Sept 16	Hou	W	p	0	0	0	0.0	0.0	0	0	0	0	0	0	0	0	0	0	0
Sept 23	@ Jax	W	S	1	1	0	0.0	0.0	0	0	0	0	0	0	0	0	0	0	0
Sept 30	Phi	W	p	4	2	2	0.0	0.0	1	0	0	0	0	1	0	0	0	0	0
Oct 7	@ Buf	L	S	6	5	1	0.0	0.0	0	0	0	0	0	0	0	0	0	0	0
Oct 14	Bal	L	S	9	8	1	0.0	0.0	0	1	0	0	0	0	0	0	0	0	0
Oct 21	@ LAC	L	S	2	1	1	0.0	0.0	0	0	0	0	0	0	0	0	0	0	0
Nov 5	@ Dal	W	S	4	2	2	0.0	0.0	0	0	0	0	0	0	0	0	0	0	0
Nov 11	NE	W	p	2	2	0	0.0	0.0	2	0	0	0	0	1	0	0	0	0	0
Nov 18	@ Ind	L	p	1	1	0	0.0	0.0	0	0	0	0	0	0	0	0	0	0	0
Nov 26	@ Hou	L	S	7	4	3	0.0	0.0	1	0	0	0	0	0	0	0	0	0	0
Dec 2	NYJ	W	p	8	6	2	0.0	0.0	0	0	0	0	0	0	0	0	0	0	0
Dec 6	Jax	W	p	5	4	1	0.0	0.0	1	0	0	0	0	0	0	0	0	0	0
Dec 16	@ NYG	W	S	5	4	1	0.0	0.0	1	1	0	0	0	0	0	0	0	0	0
Dec 22	Was	W	p	6	2	4	0.0	0.0	0	0	0	0	0	0	0	0	0	0	0
Dec 30	Ind	L	p	3	0	3	0.0	0.0	0	0	0	0	0	1	0	0	0	0	0
<b>Totals</b>				<b>9-7</b>	<b>15/7</b>	<b>63</b>	<b>42</b>	<b>21</b>	<b>0.0</b>	<b>0.0</b>	<b>6</b>	<b>2</b>	<b>0</b>	<b>0</b>	<b>3</b>	<b>0</b>	<b>0</b>	<b>0</b>	<b>0</b>

2019 Tennessee Titans

Date	Opp	W/L	P/S	Tot	Solo	Asst	Sk	- Yds	QBP	TFL	Int	- Yds	-TD	PD	FF	FR	- Yds	SpT		
Sept 8	@ Cle	W	S	8	6	2	0.0	0.0	0	0	0	0	0	0	1	0	0	0	0	
Sept 15	Ind	L	S	6	4	2	0.0	0.0	0	1	0	0	0	0	0	0	0	0	0	
Sept 19	@ Jax	L	S	7	2	5	0.0	0.0	1	0	0	0	0	0	0	0	0	0	0	
Sept 29	@ Atl	W	S	10	8	2	0.5	2.5	2	1	0	0	0	0	0	0	0	0	0	
Oct 6	Buf	L	S	10	8	2	0.0	0.0	0	1	0	0	0	0	0	0	0	0	0	
Oct 13	@ Den	L	S	11	7	4	0.0	0.0	0	0	0	0	0	0	0	0	0	0	0	
Oct 20	LAC	W	S	11	8	3	0.0	0.0	1	1	0	0	0	0	0	0	0	0	0	
Oct 27	TB	W	S	14	6	8	0.0	0.0	0	1	0	0	0	0	0	0	0	0	0	
Nov 3	@ Car	L	S	12	9	3	0.0	0.0	1	0	0	0	0	0	0	0	0	0	0	
Nov 10	KC	W	S	7	3	4	1.0	5.0	2	2	0	0	0	0	0	1	53t	0	0	
Nov 24	Jax	W	S	3	1	2	1.0	6.0	1	1	0	0	0	0	0	0	0	0	0	
Dec 1	@ Ind	W	S	4	2	2	0.0	0.0	1	0	0	0	0	0	0	0	0	0	0	
Dec 8	@ Oak	W	S	7	5	2	0.0	0.0	0	0	0	0	0	0	0	0	0	0	0	
Dec 15	Hou	L	S	12	5	7	0.0	0.0	2	0	0	0	0	0	0	0	0	0	0	
Dec 22	NO	L	S	10	6	4	0.0	0.0	0	2	0	0	0	0	0	0	0	0	0	
Dec 29	@ Hou	W	S	7	4	3	0.0	0.0	0	1	0	0	0	0	0	0	0	0	0	
<b>Totals</b>				<b>9-7</b>	<b>16/16</b>	<b>139</b>	<b>84</b>	<b>55</b>	<b>2.5</b>	<b>13.5</b>	<b>11</b>	<b>11</b>	<b>0</b>	<b>0</b>	<b>0</b>	<b>1</b>	<b>0</b>	<b>1</b>	<b>53t</b>	<b>0</b>
<b>Playoffs</b>																				
Jan 4	@ NE	W	S	12	8	4	0.0	0.0	0	3	0	0	0	0	0	0	0	0	0	0
Jan 11	@ Bal	W	S	9	8	1	0.0	0.0	2	0	0	0	0	0	0	0	0	0	0	0
Jan 19	@ KC	L	S	1	0	1	0.0	0.0	0	0	0	0	0	0	0	0	0	0	0	0
<b>Totals</b>				<b>2-1</b>	<b>3/3</b>	<b>22</b>	<b>16</b>	<b>6</b>	<b>0.0</b>	<b>0.0</b>	<b>2</b>	<b>3</b>	<b>0</b>	<b>0</b>	<b>0</b>	<b>0</b>	<b>0</b>	<b>0</b>	<b>0</b>	<b>0</b>

## RASHAAN EVANS' NFL STATISTICS

REGULAR SEASON				TACKLES							INTERCEPTIONS					FUMBLES			
Year	Team	GP	GS	Tot	Solo	Asst	Sk	Yds	QBP	TFL	No	Yds	Lg	TD	PD	FF	FR	Yds	SpT
2018	Tennessee	15	7	63	42	21	0.0	0.0	6	2	0	0	-	0	3	0	0	0	0
2019	Tennessee	16	16	139	84	55	2.5	13.5	11	11	0	0	0	0	1	0	1	53t	0
<b>NFL Totals</b>		<b>31</b>	<b>23</b>	<b>202</b>	<b>126</b>	<b>76</b>	<b>2.5</b>	<b>13.5</b>	<b>17</b>	<b>13</b>	<b>0</b>	<b>0</b>	<b>0</b>	<b>0</b>	<b>4</b>	<b>0</b>	<b>1</b>	<b>53t</b>	<b>0</b>

PLAYOFFS				TACKLES							INTERCEPTIONS					FUMBLES			
Year	Team	GP	GS	Tot	Solo	Asst	Sk	Yds	QBP	TFL	No	Yds	Lg	TD	PD	FF	FR	Yds	SpT
2019	Tennessee	3	3	22	16	6	0.0	0.0	2	3	0	0	0	0	0	0	0	0	0
<b>NFL Totals</b>		<b>3</b>	<b>3</b>	<b>22</b>	<b>16</b>	<b>6</b>	<b>0.0</b>	<b>0.0</b>	<b>2</b>	<b>3</b>	<b>0</b>	<b>0</b>	<b>0</b>	<b>0</b>	<b>0</b>	<b>0</b>	<b>0</b>	<b>0</b>	<b>0</b>

### Single-Game Highs

Tackles - 14 vs. Tampa Bay (10/27/19)  
 Sacks - 1 (Twice, last vs. Jacksonville 11/24/19)  
 Tackles for Loss - 2 (Twice, last vs. New Orleans 12/22/19)  
 Quarterback Pressures - 2 (Four times, vs. Houston 12/15/19)  
 Fumble Recovery - 1 vs. Kansas City (11/10/19)  
 Passes Defensed - 1 (Four times, last at Cleveland 9/8/19)

### Playoff Single-Game Highs

Tackles - 12 at New England (1/4/20)  
 Tackles For Loss - 3 at New England (1/4/20)

### Additional Statistics

Touchdowns - 1, 53-yard fumble return vs. Kansas City (11/10/19)



# 86 ANTHONY FIRKSER

TIGHT END • 6'2" • 246 LBS • COLLEGE: HARVARD  
 ACQUIRED: FREE AGENT - 2018 • NFL EXPERIENCE (NFL/TITANS): 3/3  
 HOMETOWN: MANALAPAN, N.J.  
 GAMES PLAYED/GAMES STARTED: 27/1 (PLAYOFFS: 3/0)

**PRO:** The Titans signed Anthony Firkser during the 2018 offseason to add competition and depth to the tight end position. The 6-foot-2-inch, 246-pounder out of Harvard appeared in 15 contests with one start during his second season in Tennessee in 2019. He was originally signed as a rookie free agent by the New York Jets following the 2017 NFL Draft and has also spent time on the Kansas City Chiefs practice squad.

#### CAREER HIGHLIGHTS:

- In his second season with the Titans, Firkser appeared in a career-best 15 games and posted 14 receptions for 204 yards with a touchdown.
- In 2019, Firkser made his postseason debut and appeared in all three games while leading the team with two touchdown catches. He became the first NFL player from Harvard to score a touchdown in a postseason game.
- In 2018, Firkser made his NFL debut against Houston (9/16) and scored his first career touchdown against New York Jets (12/2). He appeared in 12 contests on the season.

#### TITANS TIDBITS:

- Firkser grew up playing basketball and both roller and ice hockey at elite levels and didn't begin playing football until his sophomore year of high school.
- In the offseason, Firkser volunteers with his former high school football coach to help train and give advice to aspiring young football players in his hometown community of Manalapan, N.J.

#### CAREER TRANSACTIONS:

- The Manalapan, N.J., native was originally signed by the New York Jets as an undrafted free agent on May 5, 2017.
- Released by the Jets on Sept. 2, 2017.
- Signed by the Kansas City Chiefs to the team's practice squad on Nov. 29, 2017.
- Signed by the Chiefs to a future's contract on Jan. 8, 2018.
- Released by the Chiefs on April 30, 2018.
- Signed by the Titans as a free agent on May 14, 2018 following a rookie minicamp tryout.
- Waived by the Titans on Sept. 17, 2018 and signed to the team's practice squad a day later.
- Signed by the Titans to their active roster from the practice squad on Oct. 9, 2018.

#### SEASON RECAPS:

**2019 (15/1, 3/0 - Tennessee):** Saw action in 15 games with one start at tight end and hauled in 14 passes for 204 yards with a touchdown. Was inactive for one contest. Played as a reserve in all three postseason games and snared three receptions for 45 yards with a team-best two receiving touchdowns. Tied for the team lead in receptions twice in 2019 (at IND, at NE). Led the team in receiving yards once in 2019 (at NE).

- At Denver (10/13), played as a reserve at tight end and snared one reception for 25 yards. Made a leaping 25-yard grab over the middle on third-and-12 late in the fourth quarter.
- Against L.A. Chargers (10/20), saw action as a reserve at tight end and hauled in one pass for 27 yards. Helped set up a Titans' touchdown with a 27-yard catch late in the third stanza.
- Against Tampa Bay (10/27), played as a reserve at tight end and hauled in three receptions for 43 yards.
- Against Kansas City (11/10), played as a reserve at tight end and snared three receptions for 36 yards with a touchdown. Cut the Chiefs' lead to 10-7 with a diving nine-yard touchdown catch in the second quarter. Set

up the game-winning score with a 20-yard grab over the middle with less than a minute remaining in the fourth quarter.

- At Indianapolis (12/1), saw action as a reserve at tight end and tied for the team lead with three catches for 22 yards. Extended the Titans' opening touchdown drive with a four-yard grab on third-and-two in the first quarter.
- At Oakland (12/8), played as a reserve at tight end and hauled in one reception for 39 yards. Set up a Titans' field goal attempt with a career-long 39-yard reception late in the second quarter.
- Against Houston (12/15), made his first career start at tight end and posted one catch for seven yards.
- At New England (1/4), played as a reserve at tight end in his postseason debut and tied for the team lead with two catches for a team-best 23 yards and a touchdown. Became the first NFL player from Harvard to score a touchdown in a postseason game. Gave the Titans a 7-3 lead with a 12-yard touchdown grab on third-and-10 in the first quarter. Converted a key third-and-eight with an 11-yard catch along the sideline allowing the offense to run more clock late in the fourth quarter.
- At Kansas City (1/19), played as a reserve at tight end and snared a touchdown. Cut the Chiefs' lead to 35-24 with a 22-yard touchdown reception in the final quarter.

**2018 (12/0 - Tennessee):** Played in 12 games in his first season with the Titans. Collected 19 receptions for 225 yards with a touchdown. Was inactive for one contest. Spent three weeks on the team's practice squad early in the season. Tied for the team lead in receptions twice in 2018 (vs. BAL, vs. NYJ). Tied for the team lead in receiving yards once in 2018 (at IND). Saw action in his first career NFL game against Houston (9/16/18). Registered his first career touchdown against N.Y. Jets (12/2/18).

- Against Houston (9/16), made his NFL debut as a reserve tight end and on special teams.
- Against Baltimore (10/14), played as a reserve at tight end and tied for the team lead with two receptions for 25 yards. Snared his first career reception on an 18-yard pass on third-and-six in the second quarter.
- Against New England (11/11), saw action as a reserve at tight end and hauled in one reception for 11 yards. Extended the Titans' third touchdown drive with a leaping, 11-yard grab on third-and-two late in the second quarter.
- At Indianapolis (11/18), played as a reserve at tight end and tied for the team lead with 44 receiving yards on three catches. Extended the Titans' touchdown drive with a 28-yard reception on third-and-eight in the fourth quarter.
- At Houston (11/26), saw action as a reserve at tight end and set career highs with four receptions and 52 receiving yards.
- Against N.Y. Jets (12/2), played as a reserve at tight end and snared three catches for 42 yards with his first career touchdown. Cut the Jets' lead to 16-6 with his first career touchdown, a 12-yard reception, just before halftime. Hauled in a 25-yard catch during the Titans' game-winning touchdown drive.
- Against Jacksonville (12/6), saw action as a reserve at tight end and snagged three passes for 27 yards. Kept the Titans' initial touchdown drive of the second half alive with a 10-yard catch on third-and-eight in the third quarter.
- Against Washington (12/22), saw action as a reserve at tight end and hauled in two receptions for 16 yards. Kept the Titans' second scoring drive alive with a 12-yard catch-and-run reception on third-and-11 in the second quarter.

**2017 (0/0 - Kansas City):** Spent training camp with the Jets but was released prior to the start of the regular season. Signed to the Chiefs



practice squad for the final five weeks of the regular season and during the playoffs.

**COLLEGE:**

- Appeared in 29 games with 24 starts over four seasons at Harvard (2013-16) and caught 99 passes for 1,559 yards and 14 touchdowns. Ranks 12th all-time in school history in receptions, ninth all-time in receiving yards and sixth all-time in touchdown receptions. Named to the All-Ivy League second team as both a junior and sophomore.
- As a senior (2016), started all 10 games for Harvard and made 45 receptions for 702 yards and seven touchdowns.
- As a junior (2015), started nine games and caught 22 passes for 372 yards and three touchdowns. Named to the All-Ivy League second team for the second consecutive season.
- As a sophomore (2014), appeared in 10 games for Harvard and made 32 catches for 485 yards and four touchdowns. Tied for first on the team in touchdown receptions and ranked second on the squad in both catches and yards. Named to the All-Ivy second team.
- As a freshman (2013), did not see game action.
- Graduated from Harvard in 2017 with a degree in applied mathematics.

**PERSONAL:**

- Attended Manalapan (N.J.) High School, where he was named All-Shore

Offensive Player of the Year as a senior wide receiver. Also was a two-time All-Shore first team selection.

- Set Manalapan's records in receptions (110), receiving yards (2,118) and touchdown receptions (19).
- Was also a four-year letter winner in basketball.
- He enjoys pencil drawings, jigsaw puzzles and playing online collectible card games.
- Brother, Josh, played football at Wagner.
- Son of Alex and Donna Firkser.
- Follow Firkser on Instagram at @asapfirk.
- Born Anthony Paul Firkser on Feb. 19, 1995 in Manalapan, N.J.

**ANTHONY FIRKSER'S GAME-BY-GAME**

2018 Tennessee Titans					RECEIVING				
Date	Opp.	W/L	P/S	No	Yds	Avg	Lg	TD	
Sept 9	@ Mia	L	IA						
Sept 16	Hou	W	p	0	0	-	0	0	
Sept 23	@ Jax	W	PS						
Sept 30	Phi	W	PS						
Oct 7	@ Buf	L	PS						
Oct 14	Bal	L	p	2	25	12.5	18	0	
Oct 21	@ LAC	L	p	0	0	-	0	0	
Nov 5	@ Dal	W	p	0	0	-	0	0	
Nov 11	NE	W	p	1	11	11.0	11	0	
Nov 18	@ Ind	L	p	3	44	14.7	28	0	
Nov 26	@ Hou	L	p	4	52	13.0	20	0	
Dec 2	NYJ	W	p	3	42	14.0	25	1	
Dec 6	Jax	W	p	3	27	9.0	16	0	
Dec 16	@ NYG	W	p	0	0	-	0	0	
Dec 22	Was	W	p	2	16	8.0	12	0	
Dec 30	Ind	L	p	1	8	8.0	8	0	
<b>Totals</b>		<b>9-7</b>	<b>12/0</b>	<b>19</b>	<b>225</b>	<b>11.8</b>	<b>28</b>	<b>1</b>	

2019 Tennessee Titans					RECEIVING				
Date	Opp.	W/L	P/S	No	Yds	Avg	Lg	TD	
Sept 8	@ Cle	W	p	0	0	-	0	0	
Sept 15	Ind	L	p	0	0	-	0	0	
Sept 19	@ Jax	L	p	0	0	-	0	0	
Sept 29	@ Atl	W	IA						
Oct 6	Buf	L	p	0	0	-	0	0	
Oct 13	@ Den	L	p	1	25	25.0	25	0	
Oct 20	LAC	W	p	1	27	27.0	27	0	
Oct 27	TB	W	p	3	43	14.3	23	0	
Nov 3	@ Car	L	p	0	0	-	0	0	
Nov 10	KC	W	p	3	36	12.0	20	1	
Nov 24	Jax	W	p	0	0	-	0	0	
Dec 1	@ Ind	W	p	3	22	7.3	13	0	
Dec 8	@ Oak	W	p	1	39	39.0	39	0	
Dec 15	Hou	L	S	1	7	7.0	7	0	
Dec 22	NO	L	p	0	0	-	0	0	
Dec 29	@ Hou	W	p	1	5	5.0	5	0	
<b>Totals</b>		<b>9-7</b>	<b>15/1</b>	<b>14</b>	<b>204</b>	<b>14.6</b>	<b>39</b>	<b>1</b>	
<b>Playoffs</b>									
Jan 4	@ NE	W	p	2	23	11.5	12t	1	
Jan 11	@ Bal	W	p	0	0	-	0	0	
Jan 19	@ KC	L	p	1	22	22.0	22t	1	
<b>Totals</b>		<b>2-1</b>	<b>3/0</b>	<b>3</b>	<b>45</b>	<b>15.0</b>	<b>22t</b>	<b>2</b>	

**ANTHONY FIRKSER'S NFL STATISTICS**

REGULAR SEASON				RECEIVING					RUSHING				
Year	Team	GP	GS	No	Yds	Avg	Lg	TD	Att	Yds	Avg	Lg	TD
2017	Kansas City												
2018	Tennessee	12	0	19	225	11.8	28	1	0	0	0.0	-	0
2019	Tennessee	15	1	14	204	14.6	39	1	0	0	0.0	-	0
<b>NFL Totals</b>		<b>27</b>	<b>1</b>	<b>33</b>	<b>429</b>	<b>13.0</b>	<b>39</b>	<b>2</b>	<b>0</b>	<b>0</b>	<b>0.0</b>	<b>-</b>	<b>0</b>

PLAYOFFS				RECEIVING					RUSHING				
Year	Team	GP	GS	No	Yds	Avg	Lg	TD	Att	Yds	Avg	Lg	TD
2019	Tennessee	3	0	3	45	15.0	22t	2	0	0	-	0	0
<b>NFL Totals</b>		<b>3</b>	<b>0</b>	<b>3</b>	<b>45</b>	<b>15.0</b>	<b>22t</b>	<b>2</b>	<b>0</b>	<b>0</b>	<b>-</b>	<b>0</b>	<b>0</b>

**Single-Game Highs**

Receptions - 4 at Houston (11/26/18)  
 Receiving Yards - 52 at Houston (11/26/18)  
 Long Reception - 39 at Oakland (12/8/19)  
 Touchdowns - 1 (Twice, last vs. Kansas City 11/10/19)

**Playoff Single-Game Highs**

Receptions - 2 at New England (1/4/20)  
 Receiving Yards - 23 at New England (1/4/20)  
 Long Reception - 22t at Kansas City (1/19/20)  
 Touchdowns - 1 (Twice, last at Kansas City 1/19/20)



# 26 KRISTIAN FULTON

CORNERBACK • 5'11" • 197 LBS • COLLEGE: LOUISIANA STATE  
 ACQUIRED: 2ND ROUND - 2020 • NFL EXPERIENCE: ROOKIE  
 HOMETOWN: NEW ORLEANS, LA.  
 GAMES PLAYED/GAMES STARTED: 0/0 (PLAYOFFS: 0/0)



**PRO:** The Titans selected Kristian Fulton with the 61st overall pick in the second round of the 2020 NFL Draft. The 5-foot-11 inch, 197-pound defender displays excellent speed when defending vertical routes and has the versatility to play both outside and in the slot. The New Orleans, La., native helped guide the Tigers to a CFP National Championship title as a senior in 2019. A two-year starter at Louisiana State, Fulton appeared in 28 games with 25 starts and finished his career with 65 tackles, 25 passes defended and two interceptions.

#### CAREER HIGHLIGHTS:

- As a senior in 2019, Fulton helped LSU secure a National Championship victory over Clemson with a career-high six tackles and one pass defended. He earned second-team All-SEC honors as a senior.

#### TITANS TIDBITS:

- Fulton's older brother, Keith Fulton, played wide receiver at LSU. Kristian and Keith were teammates in 2018.
- Fulton wears jersey No. 26 to fuel his competitive fire. "It just reminds me every day that I had eight corners selected before me," Fulton told the Official Titans Podcast. Two plus six equals eight, "So, if you add it up, it's a reminder for me every day."
- His grandfather, Louis Fulton, passed away from coronavirus complications on April 6, 2020, just 18 days before Fulton was drafted.

#### CAREER TRANSACTIONS:

- The New Orleans, La., native was selected by the Titans in the second round (61st overall) of the 2020 NFL Draft.

#### COLLEGE:

- During a three-year career at Louisiana State, played in 28 games with 25 starts and totaled 65 tackles, two tackles for loss, 25 passes defended, two interceptions and one forced fumble.

**AS A SENIOR (2019),** started all 15 games and posted 38 tackles, one tackle for loss, 15 passes defended and one interception. Earned second-team All-SEC recognition by the Associated Press.

- Against Florida (10/12), recorded three tackles and one pass defended.
- At Mississippi State (10/19), tallied three tackles, two passes defended and one interception. Allowed one reception on five targets.
- At Alabama (11/9), amassed two tackles and one pass defended. Allowed one reception on two targets.
- Against Georgia (12/7), posted one tackle and one pass defended in the SEC Championship. Allowed one reception on five targets.
- Against Clemson (1/13/20), notched a career-high six tackles, one tackle for loss and one pass defended en route to winning a National Championship.

**AS A JUNIOR (2018),** started 10 games and tallied 25 tackles, one tackle for loss, 10 passes defended, one interception and one forced fumble.

- Against Miami (9/2), recorded three tackles and two passes defended in his first game since 2016.
- Against Southeastern Louisiana (9/8), posted a then career-high five tackles.
- Against Louisiana Tech (9/22), notched three tackles, two passes defended and one forced fumble.
- Against Georgia (10/13), made one tackle and his first career interception.
- At Arkansas (11/10), amassed one tackle, one tackle for loss and one pass defended before suffering a season-ending injury.

**AS A SOPHOMORE (2017),** did not see game action.

**AS A FRESHMAN (2016),** appeared in three games and totaled two tackles.

- Against Missouri (10/1), saw action in his first career game and posted one tackle.
- Graduated from Louisiana State in December 2019 with a degree in sports administration.

#### PERSONAL:

- Attended Archbishop Rummel (Metairie, La.) High School where he was a five-star prospect by 247Sports and a four-star prospect by Rivals, Scouts and ESPN.
- Listed as the No. 1 overall prospect in Louisiana by Rivals and 247 Sports, and the No. 3 corner in the nation by ESPN and Scout.
- Earned Defensive Player of the Year honors on the New Orleans Times Picayune All-Metro list as a senior.
- Named the New Orleans Advocate's Defensive Player of the Year as a junior after tallying 11 interceptions.
- Also played basketball and ran track (hurdles, long jump and triple jump).
- List of favorites: (TV show) "Snowfall," "Power," "Ozark," and "Martin"; (movies) "Harlem Nights," "Maze Runner," and "Harry Potter"; (musicians) Meek Mill and Kodak Black.
- Follow Fulton on Twitter and Instagram at @Kriss1\_.
- Son of Michelle and Keith Fulton.
- Has two brothers and one sister.
- Born Kristian Michael Shaw Fulton on Sept. 3, 1998 in New Orleans, La.

## KRISTIAN FULTON'S COLLEGE STATISTICS

SEASON		TACKLES										INTERCEPTIONS					FUMBLES		
Year	Team	GP	GS	Tot	Solo	Asst	Sk	Yds	QBP	TFL	No	Yds	Lg	TD	PD	FF	FR	Yds	
2016	Louisiana State	3	0	2	1	1	0.0	0.0	N/A	0	0	0	-	-	0	0	0	0	
2018	Louisiana State	10	10	25	20	5	0.0	0.0	N/A	1.0	1	0	0	0	10	1	0	0	
2019	Louisiana State	15	15	38	28	10	0.0	0.0	N/A	1.0	1	0	0	0	15	0	0	0	
<b>Totals</b>		<b>28</b>	<b>25</b>	<b>65</b>	<b>49</b>	<b>16</b>	<b>0.0</b>	<b>0.0</b>	<b>N/A</b>	<b>2.0</b>	<b>2</b>	<b>0</b>	<b>0</b>	<b>0</b>	<b>25</b>	<b>1</b>	<b>0</b>	<b>0</b>	

### Single-Game Highs

Tackles - 6 vs. Clemson (1/13/20)

Interceptions - 1 (Two times, last at Mississippi State 10/19/19)

Tackles for Loss - 1 (Two times, last vs. Clemson 1/13/20)

Passes Defensed - 2 (Six times, last vs. Texas A&M 11/30/19)



# 67 AVERY GENNESY

OFFENSIVE LINEMAN • 6'3" • 318 LBS • COLLEGE: TEXAS A&M  
 ACQUIRED: FREE AGENT - 2020 • NFL EXPERIENCE (NFL/TITANS): 1/1  
 HOMETOWN: SOUTHAVEN, MISS.  
 GAMES PLAYED/GAMES STARTED: 0/0 (PLAYOFFS: 3/0)

**PRO:** The Titans signed offensive lineman Avery Gennesy during the 2020 offseason to provide depth and competition to the interior of the offensive front. The 6-foot-3-inch, 318-pounder was originally signed as a rookie free agent by the Jacksonville Jaguars in 2017. Gennesy has also spent time with the Cleveland Browns and Denver Broncos, in addition to the AAF and XFL.

#### TITANS TIDBITS:

- Gennesy played at East Mississippi Community College under Coach Buddy Stephens and won the 2013 National Junior College Championship with a 12-0 record. Two years later, Netflix filmed a documentary television series called Last Chance U, featuring the EMCC football program.

#### CAREER TRANSACTIONS:

- The Southaven, Miss., native was originally signed by the Jacksonville Jaguars as an undrafted free agent on May 1, 2017.
- Waived by the Jaguars on Sept. 2, 2017 and added to the team's practice squad a day later.
- Placed on practice squad injured by the Jaguars on Sept. 14, 2017.
- Signed by the Jaguars as a free agent on Jan. 22, 2018.
- Waived by the Jaguars on May 14, 2018.
- Claimed by the Cleveland Browns off waivers on May 15, 2018.
- Waived by the Browns on Aug. 31, 2018.
- Signed by the Denver Broncos to their practice squad on Sept. 3, 2018.
- Waived by the Broncos from their practice squad on Oct. 23, 2018.
- Signed by the Titans as a free agent on April 17, 2020.

#### SEASON RECAPS:

**2020 (0/0 - XFL Houston):** Started all five games at right guard for the Roughnecks, the league's only undefeated team when the season was suspended.

**2018 (0/0 - Jacksonville, Cleveland, Denver):** Spent part of the offseason with the Jaguars before being waived and claimed by the Browns off waivers in mid-May. Waived by the Browns at roster cuts. Signed by the Denver Broncos to the team's practice squad during Week 1 and spent seven weeks in that capacity.

**2017 (0/0 - Jacksonville):** Spent the offseason and training camp with the Jaguars before being added to the team's practice squad. Spent the first few weeks on the squad before being placed on practice squad injured.

#### COLLEGE:

- Started all 26 games he appeared in at left tackle for Texas A&M during his junior and senior seasons (2015-16).
- As a senior (2016), earned first-team All-SEC honors helping clear the way for an offense that gained an average of 424.7 total yards per game (169.1 rushing and 255.6 passing).
- As a junior (2015), started at left tackle and was a member of an offense that was the seventh group in school history to gain more than 5,000 total yards, 3,000 passing yards and 2,000 rushing yards in the same season. Was a member of the SEC Academic Honor Team.
- Redshirted in 2014 after transferring to Texas A&M from East Mississippi Community College.
- Spent two seasons (2012-13) at East Mississippi Community College in Scooba, Miss. Helped lead the East Mississippi Lions to the 2013 National Junior College Championship and a 12-0 record, including a win over Georgia Military in the Mississippi Bowl. Cleared the way for an offense

that averaged an NJCAA-best 62.2 points

- Majored in agricultural leadership and development at Texas A&M.

#### PERSONAL:

- Attended Southaven (Miss.) High School.
- Gennesy's last name is pronounced JIN-ih-see.
- Born Avery Gennesy on Feb. 6, 1994 in Southaven, Miss.

## AVERY GENNESY'S NFL STATISTICS

### REGULAR SEASON

Year	Team	GP	GS
2017	Jacksonville	PS	
2018	Denver	PS	
<b>NFL Totals</b>		<b>0</b>	<b>0</b>



# 93 REGGIE GILBERT

OUTSIDE LINEBACKER • 6'4" • 260 LBS • COLLEGE: ARIZONA  
 ACQUIRED: TRADE (GB) - 2019 • NFL EXPERIENCE (NFL/TITANS): 3/2  
 HOMETOWN: LAVEEN, ARIZ.  
 GAMES PLAYED/GAMES STARTED: 29/5 (PLAYOFFS: 1/0)

**PRO:** The Titans traded for Reggie Gilbert late in the 2019 preseason to bolster the team's depth and experience at outside linebacker. Gilbert saw action in 11 games in his first season with the Titans and posted 24 tackles, a sack and seven quarterback pressures. The 6-foot-4-inch, 260-pounder played in 18 games during his first three seasons (2016-18) with the Green Bay Packers and amassed 47 tackles and 3.5 sacks. The University of Arizona product entered the NFL as a rookie free agent following the 2016 NFL Draft.

### CAREER HIGHLIGHTS:

- In 2019, Gilbert registered 24 tackles, a sack, seven quarterback pressures, a stop for loss, a pass defended and three special teams tackles.
- In 2018, Gilbert played in all 16 games for the first time in his career and posted 44 tackles, six tackles for a loss, 2.5 sacks, a fumble recovery and four quarterback hits. Ranked second on the squad with 15 quarterback pressures.
- In 2017, Gilbert appeared in two games and collected three tackles, a sack, five quarterback pressures and three quarterback hits.
- In his NFL debut against Minnesota (12/23/17), recorded a team-high four quarterback pressures and a career-best three quarterback hits.

### TITANS TIDBITS:

- Gilbert's sister, Vicki Baugh, played for the WNBA's Tulsa Shock (2014-15) and San Antonio Stars (2016).
- As part of My Cause My Cleats, Gilbert wore cleats to raise awareness for those, including his aunt, who have lupus.
- Gilbert's final four seasons at the University of Arizona (2012-15) were the winningest four seasons in program history, as the Wildcats accumulated 33 wins and went to four bowl games.

### CAREER TRANSACTIONS:

- The Laveen, Ariz., native was originally signed by the Green Bay Packers as an undrafted free agent on May 6, 2016.
- Waived by the Packers on Sept. 3, 2016 and signed to the team's practice squad two days later.
- Signed by the Packers to a future's contract on Jan. 24, 2017.
- Waived by the Packers on Sept. 2, 2017 and signed to the team's practice squad a day later.
- Signed by the Packers to their active roster from the practice squad on Dec. 22, 2017.
- Traded by the Packers to the Titans in exchange for a 2020 conditional seventh-round draft pick on Aug. 29, 2019.

### SEASON RECAPS:

**2019 (11/5, 1/0 - Tennessee):** Played in 11 games with five starts at outside linebacker and collected 24 tackles, a sack, seven quarterback pressures, a stop for loss, a pass defended and three special teams tackles. Was inactive for five games. Appeared in one postseason contest and notched a quarterback pressure. Was inactive for two postseason games. Tied for the team lead in sacks once in 2019 (vs. BUF). Tied for the team lead in passes defended once in 2019 (vs. JAX). Tied for the team lead in special teams tackles twice in 2019 (vs. TB, vs. HOU). Notched his first career NFL start at Atlanta (9/29/19).

- At Jacksonville (9/19), made his Titans debut as a reserve at outside linebacker and on special teams. Posted two tackles on defense. Stuffed Leonard Fournette for no gain on a rush up the middle on the final play of the third quarter.

- At Atlanta (9/29), made his first career start at outside linebacker and registered three tackles and a quarterback pressure. Combined with Logan Ryan to stop Devonta Freeman for a one-yard loss on a rush off left guard early in the third quarter.

- Against Buffalo (10/6), started at outside linebacker and notched three tackles, including a sack, a stop for loss and a quarterback pressure. Dropped Josh Allen for a four-yard sack in the final quarter. Teamed with Harold Landry to stuff Frank Gore for a one-yard loss on a rush off left end late in the fourth quarter.

- Against L.A. Chargers (10/20), started at outside linebacker and posted four tackles. Combined with Kevin Byard to stop Melvin Gordon for no gain on a rush off right tackle in the second quarter.

- Against Kansas City (11/10), played as a reserve at outside linebacker and registered three tackles. Combined with Wesley Woodyard to stuff Damien Williams for no gain on a rush off left tackle in the second quarter.

- Against Jacksonville (11/24), saw action as a reserve at outside linebacker and notched two quarterback pressures and a pass defended. Collected a special teams tackle on coverage units. Batted down a pass intended for Leonard Fournette in the fourth quarter.

- At Oakland (12/8), played as a reserve at outside linebacker and amassed three tackles and a quarterback pressure.

- Against Houston (12/15), saw action as a reserve at outside linebacker and totaled three tackles. Collected a special teams tackle on coverage units.

- At Baltimore (1/11), made his postseason debut as a reserve at outside linebacker and recorded a quarterback pressure.

**2018 (16/0 - Green Bay):** Played in all 16 games and recorded 44 tackles, six tackles for a loss, 2.5 sacks, a fumble recovery, four quarterback hits, 15 QB pressures (second on the team) and two passes defended. Added two tackles on special teams.

- Against Chicago (9/9), tied a career high with a team-best four quarterback pressures.

- Against Minnesota (9/16), registered a half sack, two quarterback hits and a quarterback pressure. On a third-and-10 midway through the first quarter, shared a six-yard sack of Kirk Cousins with Jaire Alexander to force a punt.

- Against Buffalo (9/30), totaled four tackles, a sack and two quarterback pressures. Late in the third quarter, came off the left side to get to Josh Allen for a seven-yard sack on third down. Added a tackle on special teams.

- Against San Francisco (10/15), posted a career-high six tackles.
- At L.A. Rams (10/28), matched his career high with six tackles, including three tackles for a loss. Added a quarterback pressure and a quarterback hit.

- Against Miami (11/11), notched two tackles, a sack, his first career fumble recovery and a quarterback pressure. On the opening series with the Dolphins driving, recovered a Brock Osweiler fumble at the Green Bay 30 after Osweiler mishandled a shotgun snap. Late in the fourth quarter, shed a block and chased down Osweiler for a 12-yard sack on fourth down to give the Packers the ball as they ran out the clock to seal the win.

**2017 (2/0 - Green Bay):** Played in two games and registered three tackles, a sack, five quarterback pressures and three quarterback hits. Was signed to the active roster from the practice squad on Dec. 22. Was on Green Bay's practice squad for the first 15 weeks of the season.

- Against Minnesota (12/23), made his NFL debut and recorded a team-high four quarterback pressures and a team-best three quarterback hits.

- At Detroit (12/31), posted three tackles, a sack and a quarterback pressure. Early in the second quarter, tackled Golden Tate for no gain on a screen. Later in the quarter, registered his first career sack, coming around

on a stunt to bring down Matthew Stafford for an eight-yard loss.

**2016 (0/0 - Green Bay):** Spent his entire rookie campaign on the Packers' practice squad.

**COLLEGE:**

- Started 47 of 57 games played at Arizona and registered 143 tackles, 27 tackles for a loss, 14 sacks, three forced fumbles and two fumble recoveries.
- Played in four bowl games and helped lead his program to 33 wins from 2012-15, which served as the winningest four-year stretch in Arizona history.
- As a fifth-year senior (2015), received a medical-hardship waiver for a final season of eligibility. Started all 13 games, serving as one of four senior team captains, and was an All-Pacific-12 honorable mention selection. Was voted the team's Defensive Player of the Week on four separate occasions. Recorded 41 tackles, 8.5 tackles for a loss, 3.5 sacks and a forced fumble.
- As a senior (2014), started 13 of 14 games played, primarily at defensive end, producing a career-high 49 tackles, 5.5 tackles for a loss and three sacks to go along with a forced fumble.
- As a junior (2013), started all 13 games and compiled 34 tackles, seven tackles for a loss, four sacks and a forced fumble. Earned Pac-12 All-Academic honorable mention.
- As a sophomore (2012), started eight of 11 games, recording 19 tackles, six tackles for a loss, 3.5 sacks and two fumble recoveries. Earned Pac-12 All-Academic honorable mention.
- As a freshman (2011), saw action in six games before suffering a season-ending injury. Served as a backup defensive lineman and contributed on the special teams units.
- Earned his undergraduate degree in general studies from Arizona in the summer 2015.

**PERSONAL:**

- Attended Fairfax (Laveen, Ariz.) High School.
- As a senior, sustained a foot injury that hindered his final high school campaign.
- As a junior, registered 58 tackles, 13 sacks and two forced fumbles while playing on both sides of the ball as a defensive end and tight end.
- Selected All-West Region by PrepStar and Preseason All-Arizona Defense by 247football.com.
- Also lettered three years in track.
- Follow Gilbert on Instagram at @reggiegilbert\_8.
- Born Reggie A. Gilbert Jr. on April 1, 1993 in Sacramento, Calif.

**REGGIE GILBERT'S GAME-BY-GAME**

**2017 Green Bay Packers**

Date	Opp	W/L	P/S	Tot Solo Asst	Sk	- Yds	QBP	TFL	Int	- Yds	-TD	PD	FF	FR	- Yds	SpT
Sept 10	Sea	W	PS													
Sept 17	@ Atl	L	PS													
Sept 24	Cin	W	PS													
Sept 28	Chi	W	PS													
Oct 8	@ Dal	W	PS													
Oct 15	@ Min	L	PS													
Oct 22	NO	L	PS													
Nov 6	Det	L	PS													
Nov 12	@ Chi	W	PS													
Nov 19	Bal	L	PS													
Nov 26	@ Pit	L	PS													
Dec 3	TB	W	PS													
Dec 10	@ Cle	W	PS													
Dec 17	@ Car	L	PS													
Dec 23	Min	L	p	0	0	0	0.0	0.0	NA	NA	0	0	0	0	0	0
Dec 31	@ Det	L	p	3	2	1	1.0	8.0	NA	NA	0	0	0	0	0	0
<b>Totals</b>				<b>7-9</b>	<b>2/0</b>	<b>3</b>	<b>2</b>	<b>1</b>	<b>1.0</b>	<b>8.0</b>	<b>NA</b>	<b>NA</b>	<b>0</b>	<b>0</b>	<b>0</b>	<b>0</b>

**2018 Green Bay Packers**

Date	Opp	W/L	P/S	Tot Solo Asst	Sk	- Yds	QBP	TFL	Int	- Yds	-TD	PD	FF	FR	- Yds	SpT
Sept 9	Chi	W	p	2	2	0	0.0	0.0	NA	NA	0	0	0	0	0	0
Sept 16	Min	T	p	1	0	1	0.5	3.0	NA	NA	0	0	0	0	0	0
Sept 23	@ Was	L	p	3	2	1	0.0	0.0	NA	NA	0	0	0	0	0	0
Sept 30	Buf	W	p	4	3	1	1.0	7.0	NA	NA	0	0	0	0	0	1
Oct 7	@ Det	L	p	4	3	1	0.0	0.0	NA	NA	0	0	0	0	0	0
Oct 15	SF	W	p	6	4	2	0.0	0.0	NA	NA	0	0	0	0	0	0
Oct 28	@ LAR	L	p	6	6	0	0.0	0.0	NA	NA	0	0	0	0	0	1
Nov 4	@ NE	L	p	1	1	0	0.0	0.0	NA	NA	0	0	0	0	0	0
Nov 11	Mia	W	p	2	1	1	1.0	12.0	NA	NA	0	0	0	0	1	0
Nov 15	@ Sea	L	p	3	3	0	0.0	0.0	NA	NA	0	0	0	0	0	0
Nov 25	@ Min	L	p	2	2	0	0.0	0.0	NA	NA	0	0	1	0	0	0

Dec 2	Ari	L	p	3	3	0	0.0	0.0	NA	NA	0	0	0	0	0	0
Dec 9	Atl	W	p	1	1	0	0.0	0.0	NA	NA	0	0	0	0	0	0
Dec 16	@ Chi	L	p	1	1	0	0.0	0.0	NA	NA	0	0	0	1	0	0
Dec 23	@ NYJ	W	p	1	1	0	0.0	0.0	NA	NA	0	0	0	0	0	0
Dec 30	Det	L	p	4	3	1	0.0	0.0	NA	NA	0	0	0	0	0	0
<b>Totals</b>				<b>6-9-1</b>	<b>16/0</b>	<b>44</b>	<b>36</b>	<b>8</b>	<b>2.5</b>	<b>22.0</b>	<b>NA</b>	<b>NA</b>	<b>0</b>	<b>0</b>	<b>0</b>	<b>2</b>

**2019 Tennessee Titans**

Date	Opp	W/L	P/S	Tot Solo Asst	Sk	- Yds	QBP	TFL	Int	- Yds	-TD	PD	FF	FR	- Yds	SpT
Sept 8	@ Cle	W	IA													
Sept 15	Ind	L	IA													
Sept 19	@ Jax	L	p	2	2	0	0.0	0.0	0	0	0	0	0	0	0	0
Sept 29	@ Atl	W	S	3	2	1	0.0	0.0	1	0	0	0	0	0	0	0
Oct 6	Buf	L	S	3	3	0	1.0	4.0	1	1	0	0	0	0	0	0
Oct 13	@ Den	L	S	2	0	2	0.0	0.0	0	0	0	0	0	0	0	0
Oct 20	LAC	W	S	4	1	3	0.0	0.0	0	0	0	0	0	0	0	0
Oct 27	TB	W	S	1	1	0	0.0	0.0	1	0	0	0	0	0	0	1
Nov 3	@ Car	L	IA													
Nov 10	KC	W	p	3	2	1	0.0	0.0	0	0	0	0	0	0	0	0
Nov 24	Jax	W	p	0	0	0	0.0	0.0	2	0	0	0	0	1	0	0
Dec 1	@ Ind	W	IA													
Dec 8	@ Oak	W	p	3	2	1	0.0	0.0	1	0	0	0	0	0	0	0
Dec 15	Hou	L	p	3	2	1	0.0	0.0	0	0	0	0	0	0	0	1
Dec 22	NO	L	IA													
Dec 29	@ Hou	W	p	0	0	0	0.0	0.0	1	0	0	0	0	0	0	0
<b>Totals</b>				<b>9-7</b>	<b>11/5</b>	<b>24</b>	<b>15</b>	<b>9</b>	<b>1.0</b>	<b>4.0</b>	<b>7</b>	<b>1</b>	<b>0</b>	<b>0</b>	<b>1</b>	<b>0</b>

**Playoffs**

Jan 4	@ NE	W	IA													
Jan 11	@ Bal	W	p	0	0	0	0.0	0.0	1	0	0	0	0	0	0	0
Jan 19	@ KC	L	IA													
<b>Totals</b>				<b>2-1</b>	<b>1/0</b>	<b>0</b>	<b>0</b>	<b>0</b>	<b>0.0</b>	<b>0.0</b>	<b>1</b>	<b>0</b>	<b>0</b>	<b>0</b>	<b>0</b>	<b>0</b>

## REGGIE GILBERT'S NFL STATISTICS

REGULAR SEASON		TACKLES									INTERCEPTIONS					FUMBLES			
Year	Team	GP	GS	Tot	Solo	Asst	Sk	Yds	QBP	TFL	No	Yds	Lg	TD	PD	FF	FR	Yds	SpT
2017	Green Bay	2	0	3	2	1	1.0	8.0	NA	NA	0	0	0	0	0	0	0	0	0
2018	Green Bay	16	0	44	36	8	2.5	22.0	NA	NA	0	0	0	0	2	0	1	0	2
2019	Tennessee	11	5	24	15	9	1.0	4.0	7	1	0	0	0	0	1	0	0	0	3
<b>NFL Totals</b>		<b>29</b>	<b>5</b>	<b>71</b>	<b>53</b>	<b>18</b>	<b>4.5</b>	<b>34.0</b>	<b>7</b>	<b>1</b>	<b>0</b>	<b>0</b>	<b>0</b>	<b>0</b>	<b>3</b>	<b>0</b>	<b>1</b>	<b>0</b>	<b>5</b>

PLAYOFFS		TACKLES									INTERCEPTIONS					FUMBLES			
Year	Team	GP	GS	Tot	Solo	Asst	Sk	Yds	QBP	TFL	No	Yds	Lg	TD	PD	FF	FR	Yds	SpT
2019	Tennessee	1	0	0	0	0	0.0	0.0	1	0	0	0	0	0	0	0	0	0	0
<b>NFL Totals</b>		<b>1</b>	<b>0</b>	<b>0</b>	<b>0</b>	<b>0</b>	<b>0.0</b>	<b>0.0</b>	<b>1</b>	<b>0</b>	<b>0</b>	<b>0</b>	<b>0</b>	<b>0</b>	<b>0</b>	<b>0</b>	<b>0</b>	<b>0</b>	<b>0</b>

### Single-Game Highs

Tackles - 6 (Twice, last at L.A. Rams 10/28/18)  
 Sacks - 1 (Four times, last vs. Buffalo 10/6/19)  
 Passes Defensed - 1 (Three times, last vs. Jacksonville 11/24/19)  
 Fumble Recovery - 1 vs. Miami (11/11/18)

### Playoff Single-Game Highs

Quarterback Pressures - 1 at Baltimore (1/11/20)



# 57 NIGEL HARRIS

LINEBACKER • 6'2" • 225 LBS • COLLEGE: SOUTH FLORIDA  
 ACQUIRED: FREE AGENT - 2018 • NFL EXPERIENCE (NFL/TITANS): 2/1  
 HOMETOWN: TAMPA, FLA.  
 GAMES PLAYED/GAMES STARTED: 11/1 (PLAYOFFS: 0/0)

**PRO:** The Titans originally signed linebacker Nigel Harris to the practice squad during Week 6 of the 2018 season and elevated him to the active roster in Week 16 to provide depth to the linebacking corps. He spent the majority of his second season on the practice squad with an appearance in one game. A native of Tampa, Fla., the 6-foot-2-inch, 225-pounder was originally signed by the Los Angeles Chargers as an undrafted free agent following the 2017 NFL Draft. He has also spent time with the New York Giants, Tampa Bay Buccaneers, and Arizona Cardinals, and he appeared in eight games with one start between three different clubs as a rookie.

### CAREER HIGHLIGHTS:

- In 2017, saw action in eight games with one start as a rookie and totaled nine tackles and three special teams stops.

### TITANS TIDBITS:

- A native of Tampa, Fla., Harris stayed local for college and attended the University of South Florida. His brother, Brandon, and cousin, Lindsey Lamar, also played football for the Bulls.

### CAREER TRANSACTIONS:

- The Tampa, Fla., native originally signed with the Los Angeles Chargers as a rookie free agent following the 2017 NFL Draft.
- Waived by the Chargers on Oct. 16, 2017 and claimed by the New York Giants a day later.
- Waived by the Giants on Dec. 6, 2017.
- Signed by the Tampa Bay Buccaneers to the team's practice squad on Dec. 13, 2017.
- Signed by the Buccaneers to their active roster from the team's practice squad on Dec. 20, 2017.
- Waived by the Buccaneers on Sept. 2, 2018.
- Signed by the Arizona Cardinals to the team's practice squad on Sept. 18, 2018.
- Waived by the Cardinals on Oct. 2, 2018.
- Signed by the Titans to their practice squad on Oct. 9, 2018.
- Signed by the Titans to their active roster from the team's practice squad on Dec. 20, 2018.
- Waived injured by the Titans on Aug. 19, 2019.
- Signed by the Titans to their practice squad on Oct. 15, 2019.
- Signed by the Titans to their active roster from the team's practice squad on Dec. 18, 2019.
- Waived by the Titans on Dec. 23, 2019 and signed to the practice squad three days later.
- Re-signed by the Titans on Jan. 20, 2020.

### SEASON RECAPS:

**2019 (1/0, 0/0 - Tennessee):** Appeared as a reserve in one contest. Spent 12 weeks, including all three postseason contests, on the Titans' practice squad.

- Against New Orleans (12/22), saw action as a reserve on special teams.

**2018 (2/0 - Tennessee):** Appeared in two games as a reserve. Spent nine weeks on the team's practice squad before being signed to the active roster.

- Against Washington (12/22), made his Titans debut as a reserve on special teams.
- Against Indianapolis (12/30), saw action as a reserve on special teams.

**2017 (5/1 - L.A. Chargers; 2/0 - N.Y. Giants; 1/0 - Tampa Bay):** Saw action in eight games with one start as a rookie and totaled nine tackles

and three special teams stops. Appeared in five contests with one start for the Chargers and collected eight tackles. Suited up in two games with the Giants and notched a tackle. Saw action in one matchup with the Buccaneers.

- At Denver (9/11), made his NFL debut.
- Against Philadelphia (10/1), posted a career-high four tackles.

### COLLEGE:

- Played in 47 games with 41 starts over four seasons at South Florida (2013-16). Totaled 232 tackles, 27 tackles for loss, 3.5 sacks, two quarterback hurries, three interceptions, three passes defended, eight forced fumbles and three fumble recoveries. His eight career forced fumbles rank second all-time in program history.
- As a senior (2016), started all 13 games and posted a team-leading and career-high 78 tackles. Also recorded 9.5 tackles for loss, two sacks, one quarterback hurry, a career-high two interceptions and one pass defended.
- As a junior (2015), played in 11 contests with 10 starts and notched 42 tackles, 4.5 tackles for loss, 1.5 sacks, one interception and one forced fumble.
- As a sophomore (2014), started all 11 games and totaled 77 tackles, a career-high 10.5 tackles for loss, six forced fumbles and two fumble recoveries.
- Against Maryland (9/6/14), posted a team-leading 11 tackles, three tackles for loss, one forced fumble and one fumble recovery. Was named AAC Defensive Player of the Week after his performance.
- As a freshman (2013), appeared in all 12 games with seven starts and totaled 35 tackles, 2.5 tackles for loss, one pass defended, and one forced fumble.
- Graduated from South Florida in spring 2017.

### PERSONAL:

- Attended Hillsborough (Fla.) High School and tallied 301 tackles, three sacks, seven quarterback pressures, four passes defended, one interception and three fumble recoveries.
- As a senior, was a first-team 6A All-State selection by the Associated Press and a first-team All-Hillsborough selection.
- Son of Lindsey and Connie Harris.
- Follow Harris on Twitter and Instagram at @wiz\_kidnookie7.
- Born Nigel Harris on Dec. 7, 1994 in Tampa, Fla.



## NIGEL HARRIS' GAME-BY-GAME

### 2017 Los Angeles Chargers

Date	Opp	W/L	P/S	Tot Solo	Asst	Sk	- Yds	QBP	TFL	Int - Yds	-TD	PD	FF	FR - Yds	SpT	
Sept 11	@ Den	L	p	0	0	0	0.0	0.0	0	0	0	0	0	0	0	NA
Sept 17	Mia	L	p	3	3	0	0.0	0.0	0	0	0	0	0	0	0	NA
Sept 24	KC	L	S	1	1	0	0.0	0.0	0	0	0	0	0	0	0	NA
Oct 1	Phi	L	p	4	3	1	0.0	0.0	0	0	0	0	0	0	0	NA
Oct 8	@ NYG	W	p	0	0	0	0.0	0.0	0	0	0	0	0	0	0	NA
Oct 15	@ Oak	W	IA													

Waived on Oct. 16, 2017

<b>Totals</b>	<b>2-4</b>	<b>5/1</b>		<b>8</b>	<b>7</b>	<b>1</b>	<b>0.0</b>	<b>0.0</b>	<b>0</b>	<b>0</b>	<b>0</b>	<b>0</b>	<b>0</b>	<b>0</b>	<b>0</b>	<b>3</b>
---------------	------------	------------	--	----------	----------	----------	------------	------------	----------	----------	----------	----------	----------	----------	----------	----------

### 2017 New York Giants

Date	Opp	W/L	P/S	Tot Solo	Asst	Sk	- Yds	QBP	TFL	Int - Yds	-TD	PD	FF	FR - Yds	SpT
Oct 22	Sea	L	p	0	0	0	0.0	0.0	0	0	0	0	0	0	0
Nov 5	LAR	L	p	1	1	0	0.0	0.0	0	0	0	0	0	0	0

Placed on injured reserve on Nov. 7, 2017 and waived on Dec. 6, 2017

<b>Totals</b>	<b>0-2</b>	<b>2/0</b>		<b>1</b>	<b>1</b>	<b>0</b>	<b>0.0</b>	<b>0.0</b>	<b>0</b>	<b>0</b>	<b>0</b>	<b>0</b>	<b>0</b>	<b>0</b>	<b>0</b>
---------------	------------	------------	--	----------	----------	----------	------------	------------	----------	----------	----------	----------	----------	----------	----------

### 2017 Tampa Bay Buccaneers

Date	Opp	W/L	P/S	Tot Solo	Asst	Sk	- Yds	QBP	TFL	Int - Yds	-TD	PD	FF	FR - Yds	SpT
Dec 18	Atl	L		Signed to practice squad on Dec. 13, 2017 and to active roster on Dec. 20, 2017											
Dec 24	@ Car	L	IA												
Dec 31	NO	W	p	0	0	0	0.0	0.0	0	0	0	0	0	0	0
<b>Totals</b>	<b>1-2</b>	<b>1/0</b>		<b>0</b>	<b>0</b>	<b>0</b>	<b>0.0</b>	<b>0.0</b>	<b>0</b>	<b>0</b>	<b>0</b>	<b>0</b>	<b>0</b>	<b>0</b>	<b>0</b>

### 2018 Tennessee Titans

Date	Opp	W/L	P/S	Tot Solo	Asst	Sk	- Yds	QBP	TFL	Int - Yds	-TD	PD	FF	FR - Yds	SpT
Dec 22	Was	W	p	0	0	0	0.0	0.0	0	0	0	0	0	0	0
Dec 30	Ind	L	p	0	0	0	0.0	0.0	0	0	0	0	0	0	0
<b>Totals</b>	<b>1-1</b>	<b>2/0</b>		<b>0</b>	<b>0</b>	<b>0</b>	<b>0.0</b>	<b>0.0</b>	<b>0</b>	<b>0</b>	<b>0</b>	<b>0</b>	<b>0</b>	<b>0</b>	<b>0</b>

### 2019 Tennessee Titans

Date	Opp	W/L	P/S	Tot Solo	Asst	Sk	- Yds	QBP	TFL	Int - Yds	-TD	PD	FF	FR - Yds	SpT
Dec 22	NO	L	p	0	0	0	0.0	0.0	0	0	0	0	0	0	0
Dec 29	@ Hou	W	PS												
<b>Totals</b>	<b>1-1</b>	<b>1/0</b>		<b>0</b>	<b>0</b>	<b>0</b>	<b>0.0</b>	<b>0.0</b>	<b>0</b>	<b>0</b>	<b>0</b>	<b>0</b>	<b>0</b>	<b>0</b>	<b>0</b>

## NIGEL HARRIS' NFL STATISTICS

### REGULAR SEASON

Year	Team	GP	GS	TACKLES							INTERCEPTIONS					FUMBLES			
				Tot	Solo	Asst	Sk	Yds	QBP	TFL	No	Yds	Lg	TD	PD	FF	FR	Yds	SpT
2017	LAC/NYG/TB	8	1	9	7	2	0.0	0.0	0	0	0	0	0	0	0	0	0	0	3
2018	Tennessee	2	0	0	0	0	0.0	0.0	0	0	0	0	0	0	0	0	0	0	0
2019	Tennessee	1	0	0	0	0	0.0	0.0	0	0	0	0	0	0	0	0	0	0	0
<b>NFL Totals</b>		<b>11</b>	<b>1</b>	<b>9</b>	<b>7</b>	<b>2</b>	<b>0.0</b>	<b>0.0</b>	<b>0</b>	<b>0</b>	<b>0</b>	<b>0</b>	<b>0</b>	<b>0</b>	<b>0</b>	<b>0</b>	<b>0</b>	<b>0</b>	<b>3</b>

### Single-Game Highs

Tackles - 4 vs. Philadelphia (10/1/17)



# 22 DERRICK HENRY

**RUNNING BACK • 6'3" • 247 LBS • COLLEGE: ALABAMA**  
**ACQUIRED: 2ND ROUND - 2016 • NFL EXPERIENCE (NFL/TITANS): 5/5**  
**HOMETOWN: YULEE, FLA.**  
**GAMES PLAYED/GAMES STARTED: 62/31 (PLAYOFFS: 5/5)**



## Pro Bowl: 2019

**PRO:** The Titans selected Heisman Trophy winner Derrick Henry in the second round of the 2016 NFL Draft out of the University of Alabama. The 6-foot-3-inch, 247-pounder is a powerful, downhill runner who displays tremendous speed and balance. In 2019, Henry was the NFL's leading rusher with 1,540 yards and 16 rushing scores. He racked up 3,833 rushing yards and scored 38 rushing touchdowns during his first four NFL seasons, including back-to-back 1,000-yard seasons in 2018 and 2019. At Alabama, the Heisman Trophy winner set numerous school and SEC records while leading his team to a National Championship in 2015.

### CAREER HIGHLIGHTS:

- In 2019, Henry was the NFL's leading rusher with a career-best 1,540 rushing yards on a career-high 303 carries for a career-high 16 rushing touchdowns.
- In 2019, Henry received numerous awards and recognition, including the NFL's FedEx Ground Player of the Year, second-team All-Pro by the Associated Press and his first career Pro Bowl selection.
- In 2019, led the AFC, ranked third in the NFL, and led the team with a career-high 18 total touchdowns.
- Ranked second in the AFC and fourth in the NFL with a career-high 1,746 yards from scrimmage in 2019.
- In 2019, Henry recorded eight 100-yard rushing performances including the postseason.
- In 2019, moved into fifth place on the franchise's all-time rushing touchdowns list after passing Lorenzo White (29) against Kansas City (11/10/19). In the same game, Henry also became the ninth player in franchise history to reach 3,000 career rushing yards.
- In Week 17 of the 2019 season, he was named AFC Offensive Player of the Week after his performance at Houston (12/29/19), where he rushed a season-high 32 times for a season-best 211 yards with three touchdowns to secure the NFL's rushing title.
- In 2019, became the sixth player in franchise history with at least 12 touchdowns in two or more consecutive seasons.
- In 2019, joined Napoleon Kaufman (1997-99) and Robert Smith (1997-2000) as the only players in NFL history to record a rushing touchdown of at least 70 yards in three consecutive seasons.
- Passed Steve McNair (3,439 career rushing yards) for sixth place on the team's all-time rushing list, and later passed Hoyle Granger (3,514) for fifth place on the team's all-time rushing list in 2019.
- In 2019, Henry started all three of the team's playoff games and finished the postseason with 83 carries for a league-best 446 yards and two touchdowns, all of which set career-highs. His 446 rushing yards in the postseason ranked second in franchise playoff history behind Eddie George's 449 rushing yards during the 1999 playoffs.
- In 2019, during Wild Card Weekend at New England (1/4/20), Henry set a then-franchise playoff record with 182 rushing yards on 34 carries and a touchdown, which marked the second-most yards on the road in an NFL playoff game since 1950. The following week during the Divisional Round at Baltimore (1/11/20), set a franchise playoff record with 195 rushing yards on 30 carries.
- In 2018, Henry was named to the PFWA All-AFC team after setting then single-season career highs in carries (215), rushing yards (1,059), rushing long (99t), and touchdowns (12).
- 2018 marked Henry's first career 1,000-yard season. He finished sixth in the NFL in rushing yards.
- In 2018, named AFC Offensive Player of the Week for Week 13 after collecting a franchise-best 238 rushing yards with a franchise-tying four

rushing touchdowns against Jacksonville on Thursday Night Football (12/6). In the same game, he scored four rushing touchdowns to tie the franchise's single-game record (Earl Campbell, Lorenzo White).

- In Week 13 of the 2018 season, recorded the second 99-yard touchdown run in NFL history (Tony Dorsett). The run also set the mark for the longest touchdown run in franchise history and tied for the longest scrimmage play in NFL history. He also became the second player in NFL history with a rushing touchdown of at least 90 yards and a rushing touchdown of at least 50 yards in the same game (Chris Johnson).
- In 2018, named AFC Offensive Player of the Month for December after registering 97 carries for 625 yards and eight touchdowns.
- In 2018, became the seventh NFL player since the 1970 AFL-NFL merger with at least four rushing touchdowns and at least 200 rushing yards in a game (Clinton Portis, Barry Sanders, Doug Martin, Jonas Gray, Mike Anderson and Corey Dillon). Henry became the first to accomplish the feat in fewer than 20 carries (17).
- In 2017, Henry led the Titans with 744 rushing yards on 176 carries, and he rushed for five touchdowns for the second consecutive season.
- In the team's Wild Card playoff victory at Kansas City on Jan. 6, 2018, Henry recorded a franchise postseason record of 191 scrimmage yards (156 rushing, 35 receiving), breaking a 57-year-old postseason record set on Jan. 1, 1961, when Billy Cannon had 178 scrimmage yards against the Los Angeles Chargers. Henry's 156 rushing yards ranked second in franchise postseason history (162 by Eddie George on Jan. 16, 2000).
- In 2016, Henry rushed for 490 yards and five touchdowns to become the third rookie for the franchise in the "Titans era" to score at least five touchdowns in a season, joining Vince Young (seven rushing touchdowns in 2006) and Chris Johnson (nine rushing and one receiving in 2008).
- Despite playing just three seasons and not seeing extensive action in his first campaign at Alabama, Henry finished his career as the school's all-time rushing leader with 3,591 yards.
- As a senior in 2015, Henry claimed the Heisman Trophy and led his team to the College Football Playoff National Championship. He also won the Doak Walker and Maxwell Award and was selected as the Walter Camp Player of the Year after rushing for an Alabama and Southeastern Conference record 2,219 yards.

### TITANS TIDBITS:

- In high school, Henry broke the 51-year-old national high school rushing record with 12,124 yards after compiling 4,261 rushing yards as a senior.
- Henry sealed an Iron Bowl victory with an epic, career-best 271 rushing yards against the Tigers in 2015. He put the Crimson Tide on his back by carrying the ball a school-record 46 times. His 271 rushing yards were 11 more yards than Auburn had in total offense (260). He ended the game with 14 consecutive rushes to run out the clock.
- His late grandmother, Gladys Henry, helped raise him and played a key inspirational role in his development. In 2018, he fulfilled a promise to her and graduated from Alabama with his bachelor's degree. He has a portrait tattoo of her on his chest.
- Gladys Henry nicknamed him "Shocka" as a baby because he "shocked the whole family" when he was born.
- Henry has been growing out his hair since he was in elementary school.

### CAREER TRANSACTIONS:

- The Yulee, Fla., native was selected by the Titans in the second round (45th overall) the 2016 NFL Draft.

**SEASON RECAPS:**

**2019 (15/15, 3/3):** Named the NFL's FedEx Ground Player of the Year. Named second-team All-Pro by the Associated Press. Selected to his first career Pro Bowl. Started 15 games at running back and led the NFL with a career-best 1,540 rushing yards. Led the AFC, ranked third in NFL and led the squad with a career-high 18 total touchdowns. Hauled in 18 receptions for 206 yards with two receiving touchdowns. Ranked second in the AFC and fourth in the NFL with a career-best 1,746 yards from scrimmage. Has posted 24 rushing touchdowns in his past 20 regular season games, which leads the NFL in that time period. Finished with the fourth-best rushing yardage total in franchise history and second in franchise history with 16 rushing touchdowns. Was inactive for one contest. Started all three playoff contests and finished the postseason with 83 rushing attempts for a league-best 446 yards and two touchdowns. His rushing yardage total ranked second in franchise postseason history behind Eddie George's 449 rushing yards during the 1999 playoffs. Hauled in five passes for 21 yards and threw a three-yard touchdown pass. Led the team in rushing yards 17 times in 2019 (at CLE, vs. IND, at ATL, vs. BUF, at DEN, vs. LAC, vs. TB, at CAR, vs. KC, vs. JAX, at IND, at OAK, vs. HOU, at HOU, at NE, at BAL, at KC). Tied for the team lead in receptions once in 2019 (at BAL). Has 13 career 100-yard rushing performances (including the playoffs), including eight in 2019 (at ATL, vs. KC, vs. JAX, at IND, at OAK, at HOU, at NE, at BAL). With two rushing touchdowns against Kansas City (11/10/19), passed Lorenzo White (29) for fifth place on the franchise's all-time rushing touchdowns list. Became the sixth player in franchise history with at least 12 touchdowns in two or more consecutive seasons. With his 74-yard touchdown run against Jacksonville (11/24/19), he joined Napoleon Kaufman (1997-1999) and Robert Smith (1997-2000) as the only players in NFL history to record a rushing touchdown of at least 70 yards in three consecutive seasons. Passed Steve McNair (3,439 career rushing yards) for sixth place on the team's all-time rushing list and later passed Hoyle Granger (3,514) for fifth place on the team's all-time rushing list at Oakland (12/8/19). Set a franchise playoff record with 182 rushing yards at New England (1/4/20) and then reset it with 195 rushing yards at Baltimore (1/11/20).

- At Cleveland (9/8), started at running back and rushed a game-high 19 times for a team-best 84 yards with a touchdown. Snared one reception for a career-best 75-yard touchdown. It was his first career performance with a rushing touchdown and receiving touchdown in a game. Gave the Titans a 10-6 lead with a one-yard touchdown plunge in the second quarter. Answered a Browns touchdown with a 75-yard touchdown reception on a screen to give the Titans a 22-13 lead late in the third quarter.
- Against Indianapolis (9/15), started at running back and led the team with 82 rushing yards on 15 carries with a touchdown. Caught two passes for 12 yards. Gave the Titans a 14-13 lead with a one-yard touchdown plunge in the third stanza.
- At Atlanta (9/29), started at running back and led the team with 100 rushing yards on 27 carries. Hauled in one reception for eight yards out of the backfield.
- Against Buffalo (10/6), started at running back and led the team with 78 rushing yards on 20 carries with a touchdown. Rumbled for 24 yards on a rush off right end late in the first quarter. Evened the score at 7-7 with a one-yard touchdown plunge on third-and-one in the third quarter.
- Against L.A. Chargers (10/20), started at running back and led the team with 90 rushing yards on 22 rushes with a touchdown. Snagged one reception for 18 yards. Extended the Titans' lead to 23-13 with an 11-yard touchdown rumble off left end in the fourth quarter. On an eight-yard run in the fourth quarter, he passed Ronnie Coleman (2,769 career rushing yards) for ninth place on the franchise's all-time rushing list.
- At Carolina (11/3), started at running back and carried the ball 13 times for 63 yards with a touchdown. Snared three passes for 36 yards with a receiving score. During the Titans' initial touchdown drive in the third quarter, rushed seven times for 47 yards and finished the march with an eight-yard touchdown run up the middle. Cut the Panthers' lead to 24-14 with a 23-yard touchdown reception on a screen early in the final quarter.
- Against Kansas City (11/10), started at running back and rushed 23 times for a then-season-best 188 rushing yards with two touchdowns. Caught two passes for three yards. Gave the Titans a 20-19 with a 68-yard touchdown run up the middle in the third quarter. On his 68-yard touchdown, became the ninth player in franchise history to reach 3,000 career rushing yards. Cut the Chiefs' lead to 29-27 with a one-yard touchdown plunge midway through the fourth quarter.
- Against Jacksonville (11/24), started at running back and rushed 19 times for 159 yards with two touchdowns. Caught one pass for 16 yards. Set up the Titans' second touchdown with a pass to Jonnu Smith which drew

a 16-yard pass interference penalty in the end zone in the third quarter. Broke the game open with a 74-yard touchdown run down the left sideline in the third quarter. Less than 30 seconds later after a Titans' fumble recovery on the ensuing kickoff, gave the team a commanding 28-3 lead with a seven-yard touchdown plunge.

- At Indianapolis (12/1), started at running back and carried the ball 26 times for 149 yards with a touchdown. Tied for the team lead with three receptions for 17 yards. Posted his third consecutive 100-yard+ rushing performance. Kept the Titans' opening touchdown drive alive with a three-yard run on third-and-one in the first quarter. Kickstarted the Titans' second touchdown march with a 34-yard run off right end in the third stanza. Cut the Colts lead to 17-14 with a 13-yard touchdown jaunt on fourth-and-one in the third quarter.
- At Oakland (12/8), started at running back and posted his fourth consecutive 100-yard rushing performance with a team-best 103 yards on the ground on 18 carries with two rushing scores. Caught one pass for six yards. Extended the Titans' first touchdown drive with a 12-yard rumble on third-and-one in the opening quarter. Evened the score at 7-7 with a 12-yard touchdown run off left end in the opening quarter. Gave the Titans a 28-21 lead with a 10-yard touchdown jaunt up the middle in the third stanza.
- At Houston (12/29), named AFC Offensive Player of the Week. Rushed a season-high 32 times for a season-best 211 yards with three touchdowns to become the NFL's leading rusher in 2019. Carried the ball seven times for 46 yards during the Titans' touchdown march to start the second half. Increased the Titans lead to 21-7 with a three-yard touchdown plunge in the third quarter. Gave the Titans a 28-14 advantage with a one-yard touchdown run early in the final stanza. Sealed the victory and captured the 2019 NFL rushing title with a 53-yard touchdown jaunt late in the fourth quarter.
- At New England (1/4), started at running back and led the team with a then franchise playoff record 182 rushing yards on 34 carries with a touchdown. Snared a 22-yard reception out of the backfield. Rushed for the second-most yards on the road in an NFL playoff game since 1950. Fueled the Titans' opening touchdown march with seven carries for 49 yards. Kickstarted the Titans' second touchdown drive with a 29-yard jaunt off right tackle in the second quarter. Set up the Titans' second touchdown with a 22-yard catch on a screen down to the Patriots' one-yard line late in the second quarter. Gave the Titans a 14-13 lead with a one-yard touchdown plunge late in the second stanza. Accounted for all 75 yards during the Titans' second touchdown drive.
- At Baltimore (1/11), started at running back. Collected a franchise postseason record 195 rushing yards on 30 carries and threw his first career touchdown pass. Tied for the team lead with two catches for seven yards. Set up the Titans' third touchdown of the afternoon with a 66-yard jaunt up the middle to the Ravens' six-yard line in the third quarter. Extended the Titans lead to 21-6 with a three-yard touchdown pass to Corey Davis out of the wildcat formation midway through the third stanza.
- At Kansas City (1/19), started at running back and rushed 19 times for 69 yards with a touchdown. Hauled in two passes for minus-eight yards. Gave the Titans a 10-0 lead with a four-yard touchdown run on a direct snap in the first quarter. Extended the Titans' second touchdown drive with a three-yard run on third-and-one in the second stanza.

**2018 (16/12):** Named to the PFWA's All-AFC team. Played in all 16 games with 12 starts at running back. Led the team and tied for the AFC lead with a then career-best 12 rushing touchdowns. Led the team and ranked second in the AFC with a then career-high 1,059 rushing yards on 215 carries. Hauled in 15 receptions for 99 yards. Completed two of three passes for 14 yards. Set a franchise record with 238 rushing yards and tied a franchise mark with four rushing touchdowns, including an NFL-record-tying 99-yard rushing score against Jacksonville (12/6/18). Led the team in rushing yards eight times in 2018 (vs. HOU, at JAX, at BUF, vs. NE, at IND, vs. JAX, at NYG, vs. WAS). Named AFC Offensive Player of the Week after collecting a franchise-best 238 rushing yards with a franchise-tying four rushing touchdowns against Jacksonville (12/6/18). Named AFC Offensive Player of the Month for December 2018 after registering 97 carries for 625 yards and eight touchdowns. Henry authored one of only four calendar months for the franchise since 1970 in which a player rushed for at least 600 yards.

- Against Houston (9/16), started at running back and led the team with 18 carries and 56 rushing yards. Posted his first career completion with a toss to Taywan Taylor for eight yards on a play out of the Wildcat formation. Extended the Titans' second scoring drive with a five-yard jaunt out of the Wildcat on third-and-one in the first quarter.

- At Los Angeles Chargers in London (10/21), started at running back and carried the ball 12 times for 33 yards with a touchdown. Snared two receptions for 32 yards out of the backfield. Ignited the Titans' second scoring drive with a 21-yard catch in the second stanza. Cut the Chargers' lead to 17-13 with a one-yard touchdown plunge with 9:43 left to play in the third quarter. Kept the Titans' final touchdown drive alive with a three-yard run on third-and-one in the fourth quarter.
- Against New England (11/11), started at running back and led the team with 58 rushing yards on 11 carries with a then career-high-tying two rushing scores. Extended the Titans lead to 24-10 with a one-yard touchdown plunge late in the second quarter. Sealed the Titans' victory with a 10-yard touchdown run out of the Wildcat to make the score 34-10 in the fourth quarter.
- Against Jacksonville (12/6), named AFC Offensive Player of the Week after rushing 17 times for a franchise-best 238 rushing yards with a franchise-tying four rushing touchdowns. His 238 rushing yards set a new franchise record, breaking Chris Johnson's mark of 228 yards against the Jaguars on Nov. 1, 2009. Became the seventh NFL player since the 1970 AFL-NFL merger with at least four rushing touchdowns and at least 200 rushing yards in a game. Matched Johnson as the only players in NFL history with a rushing touchdown of at least 90 yards and a rushing touchdown of at least 50 yards in the same game. Gave the Titans an early 7-0 lead with a three-yard touchdown plunge in the first quarter. Gave the Titans a commanding 13-2 lead with an NFL record-tying long 99-yard touchdown jaunt that featured multiple stiff arms in the second quarter. Notched his third rushing touchdown of the evening with a 16-yard rumble up the middle in the third quarter. Tied the franchise record with his fourth rushing score on a 54-yard sprint down the right sideline in the third stanza. With his four touchdowns in the game, he set a new career high with nine rushing touchdowns on the season.
- At N.Y. Giants (12/16), started at running back and posted a career-high 33 rushes for 170 yards and two touchdowns. Grabbed one reception out of the backfield. Recorded a team-best 10 first downs. Gave the Titans an early 7-0 lead with a one-yard touchdown plunge on fourth-and-goal in the first stanza. On a 22-yard run in the second quarter, surpassed 2,000 career rushing yards. Increased the Titans lead to 14-0 with his second one-yard touchdown run of the afternoon with 2:20 left to play in the third quarter.
- Against Washington (12/22), started at running back and rushed 21 times for 84 yards with a touchdown. Caught one pass for eight yards. Gave the Titans an early 6-3 lead with a one-yard touchdown plunge in the first quarter. Set up the Titans' game-winning touchdown with an 18-yard rumble down to the Redskins' two-yard line in the final stanza.
- Against Indianapolis (12/30), started at running back and led the team with 93 rushing yards on 16 carries. Hauled in one reception for 13 yards. Set up a Titans' touchdown by rumbling 33 yards to the Colts' 22-yard line late in the third quarter.

**2017 (16/2, 2/2):** Saw action in all 16 games with two starts at running back and led the team with a career-best 744 rushing yards on 176 carries. Tied for second on the squad with five rushing touchdowns. Caught 11 passes for 136 yards with a touchdown. Started his first two career postseason contests and led the squad with 184 rushing yards on 35 carries with a touchdown. Recorded five catches for 56 yards. Led the team in rushing yards eight times in 2017 (at JAX, vs. IND, vs. BAL, vs. CIN, at PIT, at IND, vs. HOU, at KC). Had three 100-yard rushing performances (including the playoffs) in 2017 (vs. IND, vs. HOU, at KC). Collected a career-best 131 rushing yards against Indianapolis (10/16/17). Set a new single-game postseason franchise record with 191 scrimmage yards at Kansas City (1/6/18), breaking a 57-year-old record.

- At Jacksonville (9/17), saw action as a reserve at running back and led the team with a then career-best 92 rushing yards on 14 carries with a touchdown. Posted 87 of his rushing yards in the second half. Kept the Titans' second scoring drive alive with a two-yard run on third-and-one in the second quarter. Gave the Titans a 16-3 lead with a punishing 17-yard touchdown run up the middle with 6:36 left to play in the third quarter. Extended the Titans' final touchdown drive with a three-yard plunge on third-and-one in the final quarter.
- Against Indianapolis (10/16), saw action as a reserve at running back and led the team with a career-best 131 rushing yards on a career-high 19 rushes with a touchdown. Caught one pass for 14 yards out of the backfield. Sealed the Titans' win with a 72-yard touchdown rumble down the left sideline on third-and-five with 47 seconds left to play in the game.
- Against Baltimore (11/5), played as a reserve at running back and led the team with 26 rushing yards on eight carries including a touchdown.

Caught two passes for 10 yards. Increased the Titans lead to 16-6 with a one-yard touchdown run on third-and-one in the second quarter. Extended the Titans' game-winning touchdown drive with a six-yard catch on third-and-three in the fourth quarter.

- At Indianapolis (11/26), saw action as a reserve at running back and led the team with 79 rushing yards on 13 carries. Hauled in one reception for 10 yards out of the backfield. During the team's game-winning drive in the fourth quarter, posted five carries for 42 yards and one reception for 10 yards. Helped seal the game with a 16-yard run on the first play after the two-minute warning.
- Against Houston (12/3), played as a reserve at running back and led the team with 109 rushing yards on 11 carries with a score. Set up the Titans' first touchdown with a 24-yard rumble down to the Texans' nine-yard line. Extended the Titans' second touchdown drive with a three-yard run on fourth-and-one late in the third quarter. Clinched the victory with a 75-yard touchdown run on third-and-five late in the fourth quarter.
- At Arizona (12/10), started at running back as the team opened in a two-back set and rushed eight times for 20 yards with a touchdown. Gave the Titans a 7-0 lead with a six-yard touchdown run off left end with 7:16 remaining in the first half.
- Against Jacksonville (12/31), started at running back and carried the ball a career-high 28 times for 51 yards. Led the team with 66 receiving yards and a touchdown. Gave the Titans a 6-0 lead with a 66-yard touchdown catch on a screen pass early in the second quarter.
- At Kansas City (1/6), started at running back and led the team with 156 rushing yards on 23 carries with a touchdown in his first career postseason game. Caught two passes for 35 yards out of the backfield. His 191 scrimmage yards set a new single-game postseason record for the franchise, breaking a 57-year-old record. Cut the Chiefs' lead to 21-16 with a 35-yard touchdown jaunt with 14:08 left to play in the game. Sealed the victory with a 22-yard rumble for a first down on third-and-10 with 1:53 remaining in the game.

**2016 (15/2):** Played in 15 games with two starts at running back as a rookie and ranked second on the team with 490 rushing yards on 110 carries with five touchdowns. Became the third rookie for the franchise in the "Titans era" to score at least five touchdowns in a season. Hauled in 13 receptions for 137 yards. Did not play in one contest after suffering an injury in pregame warmups. Led the team in rushing yards twice (at CHI, vs. HOU). Tied for the team lead in receptions once (vs. JAX). Appeared in his first career NFL game and started at running back against Minnesota (9/11/16). Posted his first career touchdown against Jacksonville (10/27/16).

- Against Minnesota (9/11), made his NFL debut and started in a two-running back set. Carried the ball five times for three yards and caught two passes for 41 yards. Set up the Titans' opening field goal by hauling in his first career catch and reversing field for a 29-yard gain in the first quarter.
- At Detroit (9/18), played as a reserve at running back and rushed nine times for 40 yards. Caught one pass for nine yards. Extended the Titans' first scoring drive with a five-yard jaunt on third-and-one late in the opening stanza.
- At Miami (10/9), started at running back as the team opened the game in a two-running back set. Rushed seven times for 54 yards with a long rush of 22 yards. Set up the Titans' second touchdown with a 22-yard dash up the middle in the second quarter.
- Against Jacksonville (10/27), played significant snaps as a reserve at running back and rushed 16 times for 60 yards with his first career touchdown. Tied for the team lead with four receptions for 37 yards. Increased the Titans lead to 17-0 with his first career rushing touchdown on a six-yard run off right end in the second quarter. Kept the Titans' final scoring drive alive with a two-yard rumble on third-and-one on the first play of the fourth quarter.
- At San Diego (11/6), did not play after being injured in pregame warmups.
- At Chicago (11/27), played as a reserve at running back and led the team with 60 rushing yards on eight carries with a touchdown. Evened the score at 7-7 with an 11-yard touchdown run off left tackle with four seconds left to play in the first quarter.
- At Kansas City (12/18), played as a reserve at running back and carried the ball nine times for 58 yards with two touchdowns. Carried the ball five times for 41 yards during the Titans' initial touchdown drive that was punctuated by his four-yard touchdown run with 11:58 left to play in the second quarter. Cut the Chiefs' lead to 17-16 with his second touchdown of the afternoon, a one-yard jaunt, with 3:12 left to play in the fourth quarter.
- Against Houston (1/1), played as a reserve at running back and led the team with a career-best 65 rushing yards on 15 carries with a touchdown. Caught one pass for three yards. Kept the Titans' final touchdown drive

alive with a 14-yard run on third-and-one in the third quarter. Gave the Titans a 21-7 advantage with a two-yard touchdown jaunt with 4:44 left to play in the third stanza.

#### COLLEGE:

- In three seasons at Alabama (2013-15), Henry played in 39 games and totaled 602 carries for a school-record 3,591 yards and 42 rushing touchdowns and added 285 yards on 17 career receptions with three receiving scores. Henry won numerous awards including the Heisman Trophy, the Doak Walker Award, Walter Camp Award, and Maxwell Award. During Alabama's victory over Clemson in the 2016 College Football Playoff National Championship, he broke Shaun Alexander's record for most career rushing yards in Alabama history.
- As a junior (2015), claimed the Crimson Tide's second Heisman Trophy and led his team to the College Football Playoff National Championship. Also won the Doak Walker and Maxwell Award and was selected as the Walter Camp Player of the Year. Named a unanimous first team All-American and first team All-SEC by the league's coaches and the Associated Press. Selected as the SEC Offensive Player of the Year by both outlets. Rushed for a school- and Southeastern Conference record 2,219 yards, which led the nation and was the fifth most in a single-season by an FBS player in college football history. Averaged 147.9 yards per game, which was second in the country. His 28 rushing touchdowns were a national best and an SEC record, snapping Tim Tebow and Tre Mason's old mark of 23. Led the SEC in rushing in conference games with a 179.2 yards per game average, including 13 touchdowns. Had multiple rushing touchdowns in nine games and set the Alabama single-season record with 10 100-yard rushing games and four 200-yard games, which broke Bobby Humphrey's school record (3) set in 1986. Only the third running back in SEC history (Herschel Walker and Bo Jackson) to have four 200-yard games in a single season. Set the school record with 11 consecutive games with a rushing touchdown and finished his career 20 straight, which was the most in the SEC history. Caught 11 passes for 91 yards. Accounted for a team-high 109 first down rushes on a school-record 395 carries. Was a five-time SEC Offensive Player of the Week (Wisconsin, Georgia, Texas A&M, Mississippi State and Auburn).
- At Auburn (11/28/15), produced a Heisman-worthy performance as he rushed his way past the Tigers on the Plains to the tune of a career-high 271 yards on the ground on a school-record 46 carries. Scored a touchdown on his 46th and final carry on a 25-yard jaunt that capped 14 straight rushes to end the game. Earned Walter Camp National Player of the Week honors and SEC Player of the Week accolades.
- Against Clemson (1/11/16), rushed for 158 yards and three touchdowns as the Crimson Tide claimed a 45-40 victory to win the national championship. Carried 36 times, including a 50-yard touchdown scamper in the first quarter and then sealed the win with a one-yard plunge with 1:07 remaining in the game.
- As a sophomore (2014), finished the year with 990 rushing yards on 172 carries with 11 rushing touchdowns. Had five receptions for 133 yards and two receiving touchdowns. Played in all 14 games with two starts and had 21 explosive rushes of 12 yards or more while converting 47 first downs, including four on third down. Three of his five receptions were explosive, taking screen passes 29, 41 and 52 yards.
- As a freshman (2013), as a true freshman saw action in 12 games and totaled 382 rushing yards on 35 carries for a 10.9 yards per carry average. Rushed 10 times (28.6 percent) for 12 yards or more while converting 17 first downs. Took his one pass reception to the end zone for a 61-yard catch and run in the Sugar Bowl. Contributed three tackles on special teams. Registered two 100-yard game (111 vs. Arkansas and 100 vs.

Oklahoma).

- Graduated from Alabama in May 2018 with a degree in communications.

#### PERSONAL:

- Single, splits time between Nashville and Yulee, Fla.
- Attended Yulee (Fla.) High School, where he was five-star prospect that was listed as the nation's No. 1 athlete and No. 4 running back prospect.
- Was a member of the 2012 All-USA Football Team, chosen by USA Today and also was named the 2012 Maxwell Football Club National High School Player of the Year.
- Broke Ken Hall's 51-year-old national high school rushing record with 12,124 yards after rushing for 4,261 yards as a senior in 2012. Was a Parade Magazine All-American and the publication's National Player of the Year.
- Played for the East squad in the U.S. Army All-American Bowl, rushing for 53 yards with a touchdown and a two-point conversion.
- Named MaxPreps National Player of the Year and first-team All-American after finishing his high school career with 153 rushing touchdowns, which ranks fifth all time, including 55 scores in 2012.
- Set the Florida high school record with a 510-yard performance against Jacksonville Jackson and averaged 9.2 yards per carry and 327.8 yards per game as a senior.
- Named 2012 first-team All-State selection by the Associated Press and was the Player of the Year on the All-First Coast team.
- Named the 2012 Columbus (Ohio) Touchdown Club National High School Player of the Year as a senior.
- As a junior (2011), rushed for 2,610 yards and 34 scores to earn first-team All-Coast honors from the Florida Times-Union.
- As a sophomore (2010) was named first-team All-Coast running back after rushing for 2,788 yards and 38 touchdowns while averaging 8.9 yards per attempt.
- As a freshman (2009), rushed for 2,465 yards and 26 scores.
- Also played basketball and ran track (100, 400, 4x100, 4x400) in high school.
- As a standout track & field athlete, he competed as a sprinter and posted a personal-best time of 11.11 seconds in the 100-meter dash at the 2011 FHSAA 2A District 3 Championships, where he placed seventh.
- List of favorites: (movie) "Remember the Titans"; (musician) Kevin Gates; (place to get away) anywhere with his family; (food) wings; (athletes as a child) LaDainian Tomlinson and Eddie George; (sports teams as a child) New York Yankees, Los Angeles Lakers.
- Has a dog, Nino.
- Follow Henry on Twitter at @kinghenry\_2.
- Follow Henry on Instagram at @last\_king\_2.
- Born Derrick Lamar Henry, Jr. on Jan. 4, 1994 in Yulee, Fla.

## DERRICK HENRY'S GAME-BY-GAME

2016 Tennessee Titans				RUSHING				RECEIVING					
Date	Opp	W/L	P/S	Att	Yds	Avg	Lg	TD	No	Yds	Avg	Lg	TD
Sept 11	Min	L	S	5	3	0.6	5	0	2	41	20.5	29	0
Sept 18	@ Det	W	p	9	40	4.4	9	0	1	9	9.0	9	0
Sept 25	Oak	L	p	10	45	4.5	13	0	0	0	-	0	0
Oct 2	@ Hou	L	p	3	9	3.0	6	0	0	0	-	0	0
Oct 9	@ Mia	W	S	7	54	7.7	22	0	0	0	-	0	0
Oct 16	Cle	W	p	2	7	3.5	4	0	2	20	10.0	12	0
Oct 23	Ind	L	p	1	3	3.0	3	0	0	0	-	0	0
Oct 27	Jax	W	p	16	60	3.8	15	1	4	37	9.3	15	0
Nov 6	@ SD	L	DNP										
Nov 13	GB	W	p	9	31	3.4	19	0	0	0	-	0	0
Nov 20	@ Ind	L	p	0	0	-	0	0	0	0	-	0	0
Nov 27	@ Chi	W	p	8	60	7.5	17	1	0	0	-	0	0
Dec 11	Den	W	p	12	42	3.5	6	0	1	5	5.0	5	0
Dec 18	@ KC	W	p	9	58	6.4	15	2	0	0	-	0	0
Dec 24	@ Jax	L	p	4	13	3.3	10	0	2	22	11.0	11	0
Jan 1	Hou	W	p	15	65	4.3	14	1	1	3	3.0	3	0
<b>Totals</b>		<b>9-7</b>	<b>15/2</b>	<b>110</b>	<b>490</b>	<b>4.5</b>	<b>22</b>	<b>5</b>	<b>13</b>	<b>137</b>	<b>10.5</b>	<b>29</b>	<b>0</b>

2017 Tennessee Titans				RUSHING				RECEIVING					
Date	Opp	W/L	P/S	Att	Yds	Avg	Lg	TD	No	Yds	Avg	Lg	TD
Sept 10	Oak	L	p	6	25	4.2	8	0	0	0	-	0	0
Sept 17	@ Jax	W	p	14	92	6.6	17t	1	0	0	-	0	0
Sept 24	Sea	W	p	13	54	4.2	25	0	1	10	10.0	10	0
Oct 1	@ Hou	L	p	6	7	1.2	3	0	0	0	-	0	0
Oct 8	@ Mia	L	p	4	9	2.3	11	0	0	0	-	0	0
Oct 16	Ind	W	p	19	131	6.9	72t	1	1	14	14.0	14	0
Oct 22	@ Cle	W	p	13	13	1.0	9	0	2	11	5.5	8	0
Nov 5	Bal	W	p	8	26	3.3	10	1	2	10	5.0	6	0
Nov 12	Cin	W	p	11	52	4.7	23	0	0	0	-	0	0
Nov 16	@ Pit	L	p	7	32	4.6	16	0	0	0	-	0	0
Nov 26	@ Ind	W	p	13	79	6.1	16	0	1	10	10.0	10	0
Dec 3	Hou	W	p	11	109	9.9	75t	1	0	0	-	0	0
Dec 10	@ Ari	L	S	8	20	2.5	9	1	0	0	-	0	0
Dec 17	@ SF	L	p	7	19	2.7	10	0	2	9	4.5	8	0
Dec 24	LAR	L	p	8	25	3.1	10	0	1	6	6.0	6	0
Dec 31	Jax	W	S	28	51	1.8	13	0	1	66	66.0	66t	1
<b>Totals</b>		<b>9-7</b>	<b>16/2</b>	<b>176</b>	<b>744</b>	<b>4.2</b>	<b>75t</b>	<b>5</b>	<b>11</b>	<b>136</b>	<b>12.4</b>	<b>66t</b>	<b>1</b>
<b>Playoffs</b>													
Jan 6	@ KC	W	S	23	156	6.8	35t	1	2	35	17.5	29	0
Jan 13	@ NE	L	S	12	28	2.3	4	0	3	21	7.0	14	0
<b>Totals</b>		<b>1-1</b>	<b>2/2</b>	<b>35</b>	<b>184</b>	<b>5.3</b>	<b>35t</b>	<b>1</b>	<b>5</b>	<b>56</b>	<b>11.2</b>	<b>29</b>	<b>0</b>

2018 Tennessee Titans				RUSHING				RECEIVING					
Date	Opp	W/L	P/S	Att	Yds	Avg	Lg	TD	No	Yds	Avg	Lg	TD
Sept 9	@ Mia	L	S	10	26	2.6	5	0	1	5	5.0	5	0
Sept 16	Hou	W	S	18	56	3.1	9	0	0	0	-	0	0
Sept 23	@ Jax	W	S	18	57	3.2	14	0	0	0	-	0	0
Sept 30	Phi	W	S	8	24	3.0	14	0	2	7	3.5	13	0
Oct 7	@ Buf	L	S	11	56	5.1	14	0	0	0	-	0	0
Oct 14	Bal	L	S	7	21	3.0	6	0	1	5	5.0	5	0
Oct 21	@ LAC	L	S	12	33	2.8	7	1	2	32	16.0	21	0
Nov 5	@ Dal	W	S	6	27	4.5	13	1	2	5	2.5	3	0
Nov 11	NE	W	S	11	58	5.3	14	2	0	0	-	0	0
Nov 18	@ Ind	L	p	9	46	5.1	16	0	0	0	-	0	0
Nov 26	@ Hou	L	p	8	30	3.8	8	0	2	19	9.5	11	0
Dec 2	NYJ	W	p	10	40	4.0	12	1	2	5	2.5	4	0
Dec 6	Jax	W	p	17	238	14.0	99t	4	0	0	-	0	0
Dec 16	@ NYG	W	S	33	170	5.2	22	2	1	0	0.0	0	0
Dec 22	Was	W	S	21	84	4.0	18	1	1	8	8.0	8	0
Dec 30	Ind	L	S	16	93	5.8	33	0	1	13	13.0	13	0
<b>Totals</b>		<b>9-7</b>	<b>16/12</b>	<b>215</b>	<b>1,059</b>	<b>4.9</b>	<b>99t</b>	<b>12</b>	<b>15</b>	<b>99</b>	<b>6.6</b>	<b>21</b>	<b>0</b>

2019 Tennessee Titans				RUSHING				RECEIVING					
Date	Opp	W/L	P/S	Att	Yds	Avg	Lg	TD	No	Yds	Avg	Lg	TD
Sept 8	@ Cle	W	S	19	84	4.4	18	1	1	75	75.0	75t	1
Sept 15	Ind	L	S	15	82	5.5	18	1	2	12	6.0	9	0
Sept 19	@ Jax	L	S	17	44	2.6	11	1	1	2	2.0	2	0
Sept 29	@ Atl	W	S	27	100	3.7	16	0	1	8	8.0	8	0
Oct 6	Buf	L	S	20	78	3.9	24	1	0	0	-	0	0
Oct 13	@ Den	L	S	15	28	1.9	6	0	1	5	5.0	5	0
Oct 20	LAC	W	S	22	90	4.1	12	1	1	18	18.0	18	0
Oct 27	TB	W	S	16	75	4.7	34	0	1	8	8.0	8	0
Nov 3	@ Car	L	S	13	63	4.8	12	1	3	36	12.0	23t	1
Nov 10	KC	W	S	23	188	8.2	68t	2	2	3	1.5	6	0
Nov 24	Jax	W	S	19	159	8.4	74t	2	1	16	16.0	16	0
Dec 1	@ Ind	W	S	26	149	5.7	34	1	3	17	5.7	9	0
Dec 8	@ Oak	W	S	18	103	5.7	24	2	1	6	6.0	6	0
Dec 15	Hou	L	S	21	86	4.1	23	0	0	0	-	0	0
Dec 22	NO	L	IA										
Dec 29	@ Hou	W	S	32	211	6.6	53t	3	0	0	-	0	0
<b>Totals</b>		<b>9-7</b>	<b>15/15</b>	<b>303</b>	<b>1,540</b>	<b>5.1</b>	<b>74t</b>	<b>16</b>	<b>18</b>	<b>206</b>	<b>11.4</b>	<b>75t</b>	<b>2</b>
<b>Playoffs</b>													
Jan 4	@ NE	W	S	34	182	5.4	29	1	1	22	22.0	22	0
Jan 11	@ Bal	W	S	30	195	6.5	66	0	2	7	3.5	8	0
Jan 19	@ KC	L	S	19	69	3.6	13	1	2	-8	-4.0	-2	0
<b>Totals</b>		<b>2-1</b>	<b>3/3</b>	<b>83</b>	<b>446</b>	<b>5.4</b>	<b>66</b>	<b>2</b>	<b>5</b>	<b>21</b>	<b>4.2</b>	<b>22</b>	<b>0</b>

## DERRICK HENRY'S NFL STATISTICS

### REGULAR SEASON

Year	Team	REGULAR SEASON		RUSHING					RECEIVING				
		GP	GS	Att	Yds	Avg	Lg	TD	No	Yds	Avg	Lg	TD
2016	Tennessee	15	2	110	490	4.5	22	5	13	137	10.5	29	0
2017	Tennessee	16	2	176	744	4.2	75t	5	11	136	12.4	66t	1
2018	Tennessee	16	12	215	1,059	4.9	99t	12	15	99	6.6	21	0
2019	Tennessee	15	15	303	1,540	5.1	74t	16	18	206	11.4	75t	2
<b>NFL Totals</b>		<b>62</b>	<b>31</b>	<b>804</b>	<b>3,833</b>	<b>4.8</b>	<b>99t</b>	<b>38</b>	<b>57</b>	<b>578</b>	<b>10.1</b>	<b>75t</b>	<b>3</b>

### PLAYOFFS

Year	Team	PLAYOFFS		RUSHING					RECEIVING				
		GP	GS	Att	Yds	Avg	Lg	TD	No	Yds	Avg	Lg	TD
2017	Tennessee	2	2	35	184	5.3	35t	1	5	56	11.2	29	0
2019	Tennessee	3	3	83	446	5.4	66	2	5	21	4.2	22	0
<b>NFL Totals</b>		<b>5</b>	<b>5</b>	<b>118</b>	<b>630</b>	<b>5.3</b>	<b>66</b>	<b>3</b>	<b>10</b>	<b>77</b>	<b>7.7</b>	<b>29</b>	<b>0</b>

#### Single-Game Highs

Rushes - 33 at N.Y. Giants (12/16/18)  
 Rushing Yards - 238 vs. Jacksonville (12/6/18)  
 Long Rush - 99t vs. Jacksonville (12/6/18)  
 Touchdowns - 4 vs. Jacksonville (12/6/18)  
 Receptions - 4 vs. Jacksonville (10/27/16)  
 Receiving Yards - 75 at Cleveland (9/8/19)  
 Long Reception - 75t at Cleveland (9/8/19)  
 Touchdowns - 1 (Three times, last at Carolina 11/3/19)

#### Additional Statistics


Pass Attempts - 2 for 3 for 14 yards (2018)  
 Tackles - 4 (2018), 1 (2019)

#### Playoff Single-Game Highs

Rushes - 34 at New England (1/4/20)  
 Rushing Yards - 195 at Baltimore (1/11/20)  
 Long Rush - 66 at Baltimore (1/11/20)  
 Touchdowns - 1 (Three times, last at Kansas City 1/19/20)  
 Receptions - 3 at New England (1/13/18)  
 Receiving Yards - 35 at Kansas City (1/6/18)  
 Long Reception - 29 at Kansas City (1/6/18)

#### Additional Playoff Statistics

Pass Attempts - 1 for 1 for 3-yard touchdown at Baltimore (1/11/20)  
 Fumble Recovery - 1 (2019)



# 88 COLE HERDMAN

TIGHT END • 6'4" • 238 LBS • COLLEGE: PURDUE  
 ACQUIRED: FREE AGENT - 2020 • NFL EXPERIENCE (NFL/TITANS): 1/1  
 HOMETOWN: OAKTON, VA.  
 GAMES PLAYED/GAMES STARTED: 0/0 (PLAYOFFS: 0/0)

**PRO:** The Titans signed Cole Herdman during the 2020 offseason to add depth and competition to the team's tight end corps. The 6-foot-4-inch, 238-pounder spent time during his rookie season in 2019 on the practice squads for the Baltimore Ravens and the Detroit Lions. The Purdue product was originally signed by Baltimore as a rookie free agent following the 2019 NFL Draft.

#### TITANS TIDBITS:

- After graduating from Purdue with a degree in selling and sales management, Herdman began pursuing his master's degree in health and kinesiology with an eye toward medical and pharmaceutical sales.
- Herdman's choices of schools came down to Purdue or Virginia Tech, where his uncle previously played college football and many other family members attended. Ultimately Purdue's coaching staff won him over and convinced him to become a Boilermaker.
- Herdman trained in Nashville prior to the 2019 NFL Draft.

#### CAREER TRANSACTIONS:

- The Leesburg, Va., native was originally signed by the Baltimore Ravens as a rookie free agent on May 3, 2019.
- Waived by the Ravens on Aug. 31, 2019.
- Signed by the Ravens to their practice squad on Sept. 18, 2019.
- Released by the Ravens on Oct. 8, 2019.
- Signed by the Detroit Lions to their practice squad on Dec. 4, 2019.
- Released by the Lions on Dec. 9, 2019.
- Signed by the Titans as a free agent on Feb. 4, 2020.

#### SEASON RECAPS:

**2019 (0/0 - Baltimore; 0/0 - Detroit):** Spent Weeks 3-5 on the practice squad for the Ravens and Week 14 on the practice squad for the Lions.

#### COLLEGE:

- Appeared in 48 games (31 starts) at Purdue, recording 91 receptions for 1,010 yards (11.1 avg.) and eight touchdowns during his career with the Boilermakers.
- As a senior in 2018, played in 12 games (10 starts) and hauled in 18 catches for 196 yards.
- Appeared in 12 games (eight starts) as a junior and finished the season having caught a pass in 29 consecutive contests. Posted 20 receptions for 331 yards and three touchdowns on the season.
- As a sophomore in 2016, had his best year statistically, recording 35 receptions for 344 yards and three touchdowns. Registered a career day with seven catches for 104 yards and a touchdown against Iowa.
- As a redshirt freshman in 2015, played in 12 games (two starts) and posted 18 catches for 139 yards and two scores.
- Redshirted in 2014.
- Graduated from Purdue with a degree in selling and sales management.

#### PERSONAL:

- Attended Flint Hill School (Oakton, Va.), where he was a two-year letter winner in football.
- A two-time VISAA All-State selection, he averaged 10.9 yards per catch and had three touchdowns as a senior. He also recorded 80 tackles, three fumble recoveries, three interceptions and two sacks at linebacker.
- Follow Herdman on Twitter and on Instagram at @Cherdman88
- Born Cole Matthew Herdman on June 27, 1995 in Leesburg, Va.

## COLE HERDMAN'S NFL STATISTICS

REGULAR SEASON		RECEIVING								RUSHING						
Year	Team	GP	GS	No	Yds	Avg	Lg	TD	Att	Yds	Avg	Lg	TD			
2019	Bal/Det				Practice Squad											
<b>NFL Totals</b>		<b>0</b>	<b>0</b>	<b>0</b>	<b>0</b>	<b>-</b>	<b>-</b>	<b>0</b>	<b>0</b>	<b>0</b>	<b>-</b>	<b>0</b>	<b>0</b>			





# 83 PARKER HESSE

TIGHT END • 6'3" • 261 LBS • COLLEGE: IOWA  
 ACQUIRED: FREE AGENT - 2019 • NFL EXPERIENCE (NFL/TITANS): 1/1  
 HOMETOWN: WAUKON, IOWA  
 GAMES PLAYED/GAMES STARTED: 0/0 (PLAYOFFS: 0/0)

**PRO:** The Titans signed Parker Hesse as an undrafted free agent following a tryout during rookie minicamp. The 6-foot-3-inch, 261-pounder made the switch to tight end at the professional level after competing as a defensive end at Iowa. The Waukon, Iowa, native totaled 182 tackles, 31 tackles for loss, 14 sacks, two interceptions, 11 passes defended, four forced fumbles and three fumble recoveries in four seasons as a Hawkeye. He spent the entire 2019 season on the practice squad.

#### CAREER TRANSACTIONS:

- The Waukon, Iowa, native was signed by the Titans as a rookie free agent on May 13, 2019.
- Waived by the Titans on Aug. 31, 2019 and signed to the team's practice squad a day later.
- Signed by the Titans to a future's contract on Jan. 20, 2020.

#### SEASON RECAPS:

**2019 (0/0, 0/0):** Spent the entire season on the Titans practice squad.

#### COLLEGE:

- Appeared in 52 games with 46 starts at defensive end over four seasons at Iowa (2015-18), and totaled 182 tackles, 31 tackles for loss, 14 sacks, two interceptions, 11 passes defended, four forced fumbles and three fumble recoveries as a Hawkeye.
- As a senior (2018), started all 13 games and recorded 58 tackles, 9.5 tackles for loss, four sacks and one pass defended. Earned All-Big Ten honorable mention recognition by the media and was a semifinalist for the William V. Campbell Award.
- As a junior (2017), started all 13 games and tallied 43 tackles, 10.5 tackles for loss, one interception, four passes defended, two forced fumbles and one fumble recovery. Started one game at tight end.
- As a sophomore (2016), appeared in 12 games with 12 starts and posted 37 tackles, eight tackles for loss, four sacks, three passes defended, one forced fumble and one fumble recovery. Earned All-Big Ten honorable mention recognition by coaches and media.
- As a redshirt freshman (2015), saw action in all 14 games with eight starts. Notched 44 tackles, three tackles for loss, two sacks, one interception, three passes defended, one forced fumble and one fumble recovery.

- Redshirted in 2014 after switching from linebacker to defensive end.
- Graduated from Iowa in 2017 with a bachelor's degree in biology and earned his master's degree in sport and recreation management in 2018.

#### PERSONAL:

- Attended Waukon (Iowa) High School, where he was named first-team All-State as a senior and Second Team All-State as a junior.
- Hesse played quarterback, running back, wide receiver and defensive end.
- As a high school senior, recorded 59 tackles, three sacks, and two interceptions on defense, and also completed 93 of 153 passes for 1,439 yards and 16 touchdowns with 173 carries for 1,273 yards and 23 touchdowns on offense. He scored 334 career points on offense.
- Also lettered in basketball, baseball and track.
- Son of Marcia and Perry Hesse.
- Follow Hesse on Twitter @trueblue\_hesse and on Instagram at @truebluehesse.
- Born Parker August Hesse on May 26, 1995, in LaCrosse, Wis.

## PARKER HESSE'S NFL STATISTICS

### REGULAR SEASON

Year	Team	GP	GS	No	RECEIVING				Att	RUSHING			
					Yds	Avg	Lg	TD		Yds	Avg	Lg	TD
2019	Tennessee												
					Practice Squad								
<b>NFL Totals</b>		<b>0</b>	<b>0</b>	<b>0</b>	<b>0</b>	<b>-</b>	<b>-</b>	<b>0</b>	<b>0</b>	<b>0</b>	<b>-</b>	<b>-</b>	<b>0</b>

### PLAYOFFS

Year	Team	GP	GS	No	RECEIVING				Att	RUSHING			
					Yds	Avg	Lg	TD		Yds	Avg	Lg	TD
2019	Tennessee												
					Practice Squad								
<b>NFL Totals</b>		<b>0</b>	<b>0</b>	<b>0</b>	<b>0</b>	<b>-</b>	<b>-</b>	<b>0</b>	<b>0</b>	<b>0</b>	<b>-</b>	<b>-</b>	<b>0</b>



# 16 CODY HOLLISTER

WIDE RECEIVER • 6'4" • 216 LBS • COLLEGE: ARKANSAS  
 ACQUIRED: FREE AGENT - 2019 • NFL EXPERIENCE (NFL/TITANS): 2/1  
 HOMETOWN: BEND, ORE.  
 GAMES PLAYED/GAMES STARTED: 5/0 (PLAYOFFS: 0/0)

**PRO:** The Titans signed Cody Hollister as a free agent following a tryout during 2019 rookie minicamp. He spent the entire 2019 campaign with the team on either the 53-man roster or the practice squad, appearing in a total of five contests. The 6-foot-4-inch, 216-pounder is known as a good route-runner and has a large catch radius. The University of Arkansas product spent his first two NFL seasons a member of the New England Patriots—the first campaign on the practice squad and the second on injured reserve.

### CAREER HIGHLIGHTS:

- In 2019, he saw action for the first time in his career, posting two catches for 13 yards in five games with the Titans.

### TITANS TIDBITS:

- Hollister's twin brother, Jacob, was a tight end at Wyoming and was also signed by the New England Patriots along with Cody as rookie free agents in 2017. The two brothers were teammates with the Patriots for the 2017 and 2018 campaigns. Jacob was traded to the Seattle Seahawks during the 2019 offseason.
- Hollister is a talented singer/songwriter. He has used social media to post several song performances.
- He is very comfortable in the kitchen and used the 2020 quarantine due to the coronavirus as a time to hone his culinary skills.

### CAREER TRANSACTIONS:

- The Bend, Ore., native was signed by the New England Patriots as an undrafted free agent on May 5, 2017.
- Waived by the Patriots on Sept. 2, 2017 and signed to the team's practice squad a day later.
- Waived by the Patriots on July 24, 2018 with a non-football injury and moved to injured reserve - non-football injury on Sept. 1, 2018.
- Signed by the Titans as a free agent on May 13, 2019.
- Waived by the Titans on Aug. 31, 2019 and signed to the team's practice squad a day later.
- Signed by the Titans to their active roster from the practice squad on Nov. 9, 2019.

### SEASON RECAPS:

**2019 (5/0, 0/0 - Tennessee):** Saw action as a reserve in five games and caught two passes for 13 yards. Registered two special teams tackles. Was inactive for two games. Spent nine weeks on the Titans' practice squad. Was inactive for all three postseason contests. Tied for the team lead in special teams tackles once (at OAK). Appeared in his first career NFL contest against Kansas City (11/10/19).

- Against Kansas City (11/10), made his NFL debut as a reserve on special teams.
- At Indianapolis (12/1), saw action as a reserve at wide receiver and caught two passes for 13 yards.
- At Oakland (12/8), played as a reserve at wide receiver and on special teams. Tied for the team lead with a special teams tackle on coverage units.
- Against Houston (12/15), saw action as a reserve on special teams.
- Against New Orleans (12/22), played as a reserve on special teams and registered a tackle on coverage units.

**2018 (0/0, 0/0 - New England):** Spent the entire season on injured reserve with a non-football injury.

**2017 (0/0, 0/0 - New England):** Was released prior to the start of the regular season and spent the entire 2017 season on the Patriots' practice squad.

### COLLEGE:

- Played in 29 games with 12 starts at Arkansas and caught 27 passes for 342 yards and a touchdown. Also rushed twice for 48 yards and one score. Caught at least one pass in 13 games and 16 of his catches converted first downs.
- As a senior (2016), appeared in 11 games and collected 10 receptions for 140 yards, while rushing twice for 48 yards and a touchdown. Shared the team's Special Teams MVP award with punter Toby Baker after tallying eight tackles on the punt and kickoff teams. Seven of 10 receptions resulted in a first down.
- As a junior (2015), missed a majority of the season due to a broken foot. Played in five games and recorded four receptions for 65 yards.
- As a sophomore (2014), attended Arkansas and appeared in all 13 games with seven starts at wide receiver. Registered 13 receptions for 137 yards and one touchdown.
- As a redshirt freshman (2013), attended Arizona Western Community College and was a first-team all-conference selection after leading the team with 69 receptions for 934 yards and five touchdowns.
- As a freshman (2012), redshirted at Nevada.
- Earned a marketing degree in May 2016 from Arkansas and was a two-time Fall SEC Academic Honor Roll honoree (2014-15).

### PERSONAL:

- Attended Mountain View (Ore.) High School helped lead the team to the 5A state championship.
- Was named first-team All-State in his senior season and finished the 2011 season with 64 receptions for 1,038 yards and 15 touchdowns. Caught 12 passes for 146 yards in the state championship game, giving the city of Bend its first state title since 1940.
- As a junior, he caught 72 passes for 1,270 yards and 15 touchdowns while helping Mountain View advance to the semifinal round of the state playoffs.
- Also played basketball and baseball.
- Follow Hollister on Twitter at @C\_hollister81.
- Follow Hollister on Instagram at @codyhollister.
- Born Cody Hollister on Nov. 18, 1993 in Bend, Ore.

**CODY HOLLISTER'S GAME-BY-GAME**

2019 Tennessee Titans				RECEIVING															
Date	Opp.	W/L	P/S	No	Yds	Avg	Lg	TD											
Sept 8	@ Cle	W	PS						Dec 1	@ Ind	W	p	2	13	6.5	11	0		
Sept 15	Ind	L	PS						Dec 8	@ Oak	W	p	0	0	0.0	-	0		
Sept 19	@ Jax	L	PS						Dec 15	Hou	L	p	0	0	0.0	-	0		
Sept 29	@ Atl	W	PS						Dec 22	NO	L	p	0	0	0.0	-	0		
Oct 6	Buf	L	PS						Dec 29	@ Hou	W	IA							
Oct 13	@ Den	L	PS						<b>Totals</b>				<b>9-7</b>	<b>5/0</b>	<b>2</b>	<b>13</b>	<b>6.5</b>	<b>11</b>	<b>0</b>
Oct 20	LAC	W	PS						<b>Playoffs</b>										
Oct 27	TB	W	PS						Jan 4	@ NE	W	IA							
Nov 3	@ Car	L	PS						Jan 11	@ Bal	W	IA							
Nov 10	KC	W	p	0	0	0.0	-	0	Jan 19	@ KC	L	IA							
Nov 24	Jax	W	IA						<b>Totals</b>				<b>2-1</b>	<b>0/0</b>	<b>0</b>	<b>0</b>	<b>0.0</b>	<b>0</b>	<b>0</b>

**CODY HOLLISTER'S NFL STATISTICS**

REGULAR SEASON				RECEIVING					RUSHING				
Year	Team	GP	GS	No	Yds	Avg	Lg	TD	Att	Yds	Avg	Lg	TD
2017	New England	0	0										
Practice Squad													
2018	New England	0	0	0	0	0.0	-	0	0	0	0.0	-	0
2019	Tennessee	5	0	2	13	6.5	11	0	0	0	0.0	-	0
<b>NFL Totals</b>		<b>5</b>	<b>0</b>	<b>2</b>	<b>13</b>	<b>6.5</b>	<b>11</b>	<b>0</b>	<b>0</b>	<b>0</b>	<b>0.0</b>	<b>-</b>	<b>0</b>

PLAYOFFS				RECEIVING					RUSHING				
Year	Team	GP	GS	No	Yds	Avg	Lg	TD	Att	Yds	Avg	Lg	TD
2019	Tennessee	0	0	0	0	0.0	-	0	0	0	-	0	0
<b>NFL Totals</b>		<b>0</b>	<b>0</b>	<b>0</b>	<b>0</b>	<b>0.0</b>	<b>-</b>	<b>0</b>	<b>0</b>	<b>0</b>	<b>-</b>	<b>0</b>	<b>0</b>

**Single-Game Highs**

Receptions - 2 at Indianapolis (12/1/19)  
 Receiving Yards - 13 at Indianapolis (12/1/19)  
 Long Reception - 11 at Indianapolis (12/1/19)

**Additional Statistics**

Special Teams Tackles - 2 (2019)



# 37 AMANI HOOKER

DEFENSIVE BACK • 5'11" • 210 LBS • COLLEGE: IOWA  
 ACQUIRED: 4TH ROUND - 2019 • NFL EXPERIENCE (NFL/TITANS): 2/2  
 HOMETOWN: MINNEAPOLIS, MINN.  
 GAMES PLAYED/GAMES STARTED: 16/0 (PLAYOFFS: 3/0)

**PRO:** The Titans traded up to select Amani Hooker with the 116th overall pick in the fourth round of the 2019 NFL Draft. The 5-foot-11-inch, 210-pound defender was coveted for his versatility, having played safety, and a hybrid linebacker/cornerback position at Iowa. As a rookie with the Titans, he played in all 16 games and collected 13 tackles, while ranking third on the team with eight special teams tackles.

#### CAREER HIGHLIGHTS:

- In 2019, Hooker played as a reserve safety in all 16 games as a rookie and collected 13 tackles while ranking third on the team with eight special teams tackles.
- As a junior in 2018, Hooker received the Tatum-Woodson award given to the best defensive back in the Big Ten.

#### TITANS TIDBITS:

- Hooker was named a finalist for Minnesota's Mr. Football in 2015. Yet he had just two FBS scholarship offers. When the in-state university showed hesitancy after multiple workouts, Hooker knew he belonged at Iowa saying, "love who loves me."
- In February 2019, Hooker helped crowdfund about \$1,200 for the Park Center high school football program through a Pledge-It campaign raising a dollar amount for every inch of his vertical jump at the NFL Scouting Combine. His 37-inch jump ranked fifth among safeties and equaled money for better equipment at his alma mater.
- Amani's brother, Quinton, played basketball for North Dakota and helped take the team to the NCAA tournament his senior year. Quinton was Minnesota's Mr. Basketball in high school and currently plays basketball professionally in France.

#### CAREER TRANSACTIONS:

- The Minneapolis, Minn., native was selected by the Titans in the fourth round (116th overall) of the 2019 NFL Draft.

#### SEASON RECAPS:

- 2019 (16/0, 3/0):** Played as a reserve safety in all 16 games as a rookie and collected 13 tackles. Ranked third on the team with eight special teams tackles. Saw action as a reserve in all three postseason contests and notched three tackles on defense and a special teams stop on coverage units. Caught one pass for 28 yards on a fake punt. Tied for the team lead in special teams tackles five times in 2019 (at JAX, vs. BUF, vs. TB, at IND, at HOU). Appeared in his first career NFL contest at Cleveland (9/8/19).
- At Cleveland (9/8), made his NFL debut as a reserve at safety and on special teams. Notched a stop on special teams coverage units.
  - At Jacksonville (9/19), saw action as a reserve at safety and on special teams. Tied for the team lead with a special teams stop.
  - At Atlanta (9/29), played as a reserve at safety and registered four tackles.
  - Against Tampa Bay (10/27), saw action as a reserve at safety and tallied a tackle. Notched a special teams tackle on coverage units.
  - Against Kansas City (11/10), saw action as a reserve at safety and registered two tackles.
  - Against Jacksonville (11/24), played as a reserve at safety and on special teams. Notched two tackles on special teams coverage units.
  - At Indianapolis (12/1), saw action as a reserve at safety and posted two tackles. Tied for the team lead with a special teams tackle on coverage units.
  - At Oakland (12/8), saw significant action as a reserve at safety and amassed three tackles.
  - Against Houston (12/15), played as a reserve at safety and on special

teams.

- At Houston (12/29), played as a reserve at safety and on special teams. Tied for the team lead with a special teams stop on coverage units.
- At New England (1/4), saw action as a reserve safety in his postseason debut and posted two tackles.
- At Kansas City (1/19), saw action as a reserve at safety and on special teams. Posted a special teams tackle on coverage units and hauled in his first career reception on a fake punt. Extended the Titans' final touchdown drive with a 28-yard reception from Brett Kern on a fake punt in the fourth quarter.

#### COLLEGE:

- During a three-year career at Iowa, played in 36 games with 19 starts and totaled 125 tackles, six interceptions, a sack, 3.5 tackles for loss and nine passes defensed. Declared for the NFL Draft following his junior campaign.
- As a junior (2018), named Tatum-Woodson Defensive Back of the Year in the Big Ten. Selected second-team All-America by The Associated Press and USA Today and All-Big Ten by league coaches and media. Selected as Roy Carver Most Valuable Player for the Iowa defense. Started all 13 games and shared the team lead with four interceptions and seven pass break-ups, while ranking second with 65 tackles.
- As a sophomore (2017), saw action in 10 games with six starts and recorded 56 tackles, two interceptions with a touchdown return, and two passes defensed. Named to Associated Press All-Bowl team following his performance in Pinstripe Bowl win over Boston College.
- As a freshman (2016), saw action in all 13 games, primarily on special teams, recording three solo tackles and one assist.
- Majored in sports and recreation management with a minor in entrepreneurship at Iowa.

#### PERSONAL:

- Attended Parker Center (Brooklyn Park, Minn.), High School where he played primarily safety and wide receiver, but also lined up as cornerback, running back, quarterback and linebacker.
- As a senior, was selected Conference MVP, named first-team All-State and was a finalist for "Mr. Football."
- In his final high school campaign, the team captain set the school record for interceptions in a season (11) and helped team post a 9-3 record, while reaching state playoffs.
- Named second-team All-State as a junior and third-team All-State as a sophomore and was selected first-team All-Conference for three straight seasons.
- Also played basketball.
- List of favorites: (TV show) "Naruto"; (movies) "Transformers" series; (musician) Drake; (meal) My mom's chicken and rice; (dessert) My mom's brownies or her scotcheroos; (childhood sports team) Miami Heat because of Dwyane Wade and LeBron James; and (hidden talent) Fortnite.
- Follow Hooker on Twitter at @amaniball.
- Follow Hooker on Instagram at @amanihooker27.
- Born Amani Corvelle Hooker on June 14, 1998 in Minneapolis, Minn.

## AMANI HOOKER'S DEFENSIVE GAME-BY-GAME

**2019 Tennessee Titans**

Date	Opp	W/L	P/S	Tot	Solo	Asst	Sk	- Yds	QBP	TFL	Int	Yds	-TD	PD	FF	FR	Yds	SpT	
Sept 8	@ Cle	W	p	0	0	0	0.0	0.0	0	0	0	0	0	0	0	0	0	0	1
Sept 15	Ind	L	p	0	0	0	0.0	0.0	0	0	0	0	0	0	0	0	0	0	0
Sept 19	@ Jax	L	p	0	0	0	0.0	0.0	0	0	0	0	0	0	0	0	0	0	1
Sept 29	@ Atl	W	p	4	3	1	0.0	0.0	0	0	0	0	0	0	0	0	0	0	0
Oct 6	Buf	L	p	0	0	0	0.0	0.0	0	0	0	0	0	0	0	0	0	0	1
Oct 13	@ Den	L	p	0	0	0	0.0	0.0	0	0	0	0	0	0	0	0	0	0	0
Oct 20	LAC	W	p	1	1	0	0.0	0.0	0	0	0	0	0	0	0	0	0	0	0
Oct 27	TB	W	p	1	0	1	0.0	0.0	0	0	0	0	0	0	0	0	0	0	1
Nov 3	@ Car	L	p	0	0	0	0.0	0.0	0	0	0	0	0	0	0	0	0	0	0
Nov 10	KC	W	p	2	1	1	0.0	0.0	0	0	0	0	0	0	0	0	0	0	0
Nov 24	Jax	W	p	0	0	0	0.0	0.0	0	0	0	0	0	0	0	0	0	0	2

Dec 1	@ Ind	W	p	2	2	0	0.0	0.0	0	0	0	0	0	0	0	0	0	0	1
Dec 8	@ Oak	W	p	3	1	2	0.0	0.0	0	0	0	0	0	0	0	0	0	0	0
Dec 15	Hou	L	p	0	0	0	0.0	0.0	0	0	0	0	0	0	0	0	0	0	0
Dec 22	NO	L	p	0	0	0	0.0	0.0	0	0	0	0	0	0	0	0	0	0	0
Dec 29	@ Hou	W	p	0	0	0	0.0	0.0	0	0	0	0	0	0	0	0	0	0	1
<b>Totals</b>				<b>9-7</b>	<b>16/0</b>	<b>13</b>	<b>8</b>	<b>5</b>	<b>0.0</b>	<b>0.0</b>	<b>0</b>	<b>0</b>	<b>0</b>	<b>0</b>	<b>0</b>	<b>0</b>	<b>0</b>	<b>0</b>	<b>8</b>
<b>Playoffs</b>																			
Jan 4	@ NE	W	p	2	0	2	0.0	0.0	0	0	0	0	0	0	0	0	0	0	0
Jan 11	@ Bal	W	p	1	0	1	0.0	0.0	0	0	0	0	0	0	0	0	0	0	0
Jan 19	@ KC	L	p	0	0	0	0.0	0.0	0	0	0	0	0	0	0	0	0	0	1
<b>Totals</b>				<b>2-1</b>	<b>3/0</b>	<b>3</b>	<b>0</b>	<b>3</b>	<b>0.0</b>	<b>0.0</b>	<b>0</b>	<b>0</b>	<b>0</b>	<b>0</b>	<b>0</b>	<b>0</b>	<b>0</b>	<b>0</b>	<b>1</b>

## AMANI HOOKER'S NFL STATISTICS

**REGULAR SEASON**

Year	Team	GP	GS	TACKLES						INTERCEPTIONS					FUMBLES				
				Tot	Solo	Asst	Sk	Yds	QBP	TFL	No	Yds	Lg	TD	PD	FF	FR	Yds	SpT
2019	Tennessee	16	0	13	8	5	0.0	0.0	0	0	0	0	0	0	0	0	0	0	8
<b>NFL Totals</b>		<b>16</b>	<b>0</b>	<b>13</b>	<b>8</b>	<b>5</b>	<b>0.0</b>	<b>0.0</b>	<b>0</b>	<b>0</b>	<b>0</b>	<b>0</b>	<b>0</b>	<b>0</b>	<b>0</b>	<b>0</b>	<b>0</b>	<b>0</b>	<b>8</b>

**PLAYOFFS**

Year	Team	GP	GS	TACKLES						INTERCEPTIONS					FUMBLES				
				Tot	Solo	Asst	Sk	Yds	QBP	TFL	No	Yds	Lg	TD	PD	FF	FR	Yds	SpT
2019	Tennessee	3	0	3	0	3	0.0	0.0	0	0	0	0	0	0	0	0	0	0	1
<b>NFL Totals</b>		<b>3</b>	<b>0</b>	<b>3</b>	<b>0</b>	<b>3</b>	<b>0.0</b>	<b>0.0</b>	<b>0</b>	<b>0</b>	<b>0</b>	<b>0</b>	<b>0</b>	<b>0</b>	<b>0</b>	<b>0</b>	<b>0</b>	<b>0</b>	<b>1</b>

**Single-Game Highs**


Tackles - 4 at Atlanta (9/29/19)  
 Special Teams Tackles - 2 vs. Jacksonville (11/24/19)

**Playoff Single-Game Highs**

Tackles - 2 at New England (1/4/20)  
 Special Teams Tackles - 1 at Kansas City (1/19/20)

**Additional Playoff Statistics**

Receptions - 1 for 28 yards at Kansas City (1/19/20)



# 10 ADAM HUMPHRIES

WIDE RECEIVER • 5'11" • 195 LBS • COLLEGE: CLEMSON  
 ACQUIRED: UNRESTRICTED FREE AGENT (TB) - 2019  
 NFL EXPERIENCE (NFL/TITANS): 6/2 • HOMETOWN: SPARTANBURG, S.C.  
 GAMES PLAYED/GAMES STARTED: 72/20 (PLAYOFFS: 1/0)

**PRO:** The Titans signed wide receiver Adam Humphries early in the 2019 free agency period. The 5-foot-11-inch, 195-pounder has the ability to line up both inside and outside at wide receiver as well as contribute in the return game. In his first season with the Titans in 2019, he finished third on the squad with 37 receptions for 374 yards with two touchdowns. After completing his four-year career at Clemson, Humphries signed a rookie free agent deal with the Tampa Bay Buccaneers and spent his first four NFL campaigns with the club (2015-18), registering 219 receptions for 2,329 yards and nine touchdowns.

#### CAREER HIGHLIGHTS:

- In 2019, Humphries ranked third on the team with 37 receptions in his first season as a Titan.
- In 2018, Humphries set career highs in his final season in Tampa Bay with 76 receptions for 816 yards and five touchdowns.

#### TITANS TIDBITS:

- Humphries was originally a rookie tryout invitee with the Tampa Bay Buccaneers following the 2015 NFL Draft. Titans general manager Jon Robinson was a member of the Bucs player personnel department at the time and saw the 5-foot-11-inch wideout grind it out in practice and eventually earn a spot on the team's 53-man roster. "Humph came in as a tryout and won a spot on the 90-man roster," said Robinson. "He was a tough guy to cover all through training camp and he kept working and working. I've always had an affinity for him and liked his style. He's earned everything he's got."
- Clemson head football coach Dabo Swinney took a visit to Humphries' high school, Dorman, before the 2011 season to scout eventual signee Charone Peake during a basketball game. But once the game began, Swinney couldn't help but notice Dorman's 5-foot-11 point guard running the show. "I go watch a basketball game at Dorman High School to see Charone Peake, and I'm going, 'Dang, who's this point guard?'" Swinney said. "And I've got Coach (Dave) Gutshall going, 'Well that's the best football player I've got on the team.' And I'm like, 'Really? We need to watch this guy a little bit.' He played corner, he played receiver, he played running back, he played quarterback. He was the best football player on the team. Adam Humphries was his name. I don't think he had any offers. So we offer the guy, 'Well, we're only offering the guy to get Charone Peake. No, no, no. We want Humphries.'"
- Humphries maintains a friendship with former Clemson teammate DeAndre Hopkins.
- After going down with an injury in the 2019 season, Humphries adopted a shiba inu puppy, Gigi, to keep him company. "Freaking love my dog."
- An avid golfer, Humphries is around a 7 handicap and has been working on his driving and short wedges to improve his game. He enjoys playing at Golf Club of Tennessee, Carolina Country Club, The Walker Course (Clemson University).
- During the unique 2020 offseason caused by the COVID-19 pandemic, Humphries helped pass the time by playing video games. His main purpose was to connect with old friends from high school and college, and former teammates from the Buccaneers. He enjoys Fortnite and Rory McIlroy PGA Tour.

#### CAREER TRANSACTIONS:

- Signed by the Tampa Bay Buccaneers as a rookie free agent on May 11, 2015.
- Waived by the Buccaneers on Oct. 5, 2015 and signed to the team's

practice squad two days later.

- Signed by the Buccaneers to their active roster from the practice squad on Oct. 28, 2015.
- Signed by the Titans as an unrestricted free agent on March 15, 2019.

#### SEASON RECAPS:

**2019 (12/3, 1/0 - Tennessee):** Saw action in 12 games with three starts at wide receiver in his first season with the Titans. Ranked third on the team with 37 receptions and fourth on the squad with 374 receiving yards to go along with two touchdowns. Returned 12 punts for 78 yards with a long return of 21 yards. Rushed once for one yard. Was inactive for four games. Appeared in one postseason contest and snared four catches for 25 yards. Was inactive for two postseason contests. Led the team in receptions twice in 2019 (vs. BUF, at DEN). Led the team in receiving yards twice in 2019 (at JAX, at DEN).

- At Cleveland (9/8), made his Titans debut as a reserve at wide receiver and punt returner. Hauled in one catch for five yards.
- At Jacksonville (9/19), started at wide receiver and led the team with 93 receiving yards on six catches. Got open down the right sideline and hauled in a 30-yard reception late in the first quarter.
- Against Buffalo (10/6), played as a reserve at wide receiver and led the team with four catches for 30 yards. Returned two punts for two yards. Extended the Titans' touchdown drive by hauling in a nine-yard catch on third-and-six in the third quarter.
- At Denver (10/13), started at wide receiver and led the team with six receptions and 47 receiving yards.
- At Carolina (11/3), saw action as a reserve at wide receiver and snared four receptions for 65 yards. Returned one punt for 11 yards. Extended the Titans' second touchdown drive a 25-yard catch on third-and-two late in the third quarter.
- Against Kansas City (11/10), played as a reserve at wide receiver and hauled in the game-winning 23-yard touchdown. Gave the Titans the lead by hauling in a 23-yard pass and plunging into the end zone with 23 seconds remaining in the fourth quarter.
- At Kansas City (1/19), returned to the lineup and made his postseason debut as a reserve at wide receiver and caught four passes for 25 yards. Kept the Titans' first touchdown drive alive with a three-yard catch on fourth-and-two in the first stanza. Extended the Titans' second touchdown drive with a five-yard reception on third-and-two in the second quarter.

**2018 (16/10 - Tampa Bay):** Played in all 16 games with 10 starts and caught 76 passes for 816 yards and five touchdowns. His 76 receptions and 816 receiving yards are both career-highs and each established new single-season franchise records for an undrafted player.

- At Chicago (9/30), started at wide receiver and caught six passes for 36 yards.
- At Atlanta (10/14), led the team with 82 receiving yards, including a career-long 51-yard catch.
- At Cincinnati (10/28), caught a team-high seven passes for 76 yards.
- At Carolina (11/4), led the team in receptions (eight) and receiving yards (82) while recording his first career multi-touchdown day, catching two scores.
- At N.Y. Giants (11/18), had three catches for 60 yards – including a 39-yard reception on first-and-30 – to go along with a touchdown catch.
- Against San Francisco (11/25), caught six passes for 54 yards, including a 28-yard touchdown in the fourth quarter.
- Against Carolina (12/2), started at wide receiver and hauled in a team-high seven passes for 61 yards and a touchdown.
- At Dallas (12/23), tied a career high with 10 receptions for 79 yards.

**2017 (16/3 - Tampa Bay):** Saw action in all 16 games for the first time in his career and posted 54 receptions for 529 yards with one touchdown.

- At Minnesota (9/24), recorded six catches for 68 yards.
- Against the N.Y. Giants (10/1), led the Buccaneers with six receptions for 70 yards in a win.
- Against New England (10/5), caught three passes for 51 yards on Thursday Night Football.
- At Arizona (10/15), caught six passes for 51 yards, including the 100th catch of his career.
- Against Atlanta (12/18), caught five passes for 43 yards and a touchdown, while rushing once for six yards and returning two punts for 30 yards on Monday Night Football.
- At Carolina (12/24), notched three catches for 51 yards, including a 36-yard reception with under two minutes remaining in the first half, which help set up a Buccaneers field goal.
- Against New Orleans (12/31), started at wide receiver and caught seven passes for a career-high 102 yards, including a career-long 43-yard catch. Three of his receptions helped convert a third down.

**2016 (15/4 - Tampa Bay):** Saw action in 15 games with four starts and collected 55 receptions for 622 yards and two touchdowns. Returned 24 punt returns for 237 yards. Was inactive for one contest.

- At Arizona (9/18), recorded 67 receiving yards on six catches, while returning five punts for 43 yards (8.6 avg.), including a 25-yarder.
- Against Los Angeles (9/25), registered his first career 100-yard receiving game finishing the contest with then career-highs in catches (nine) and receiving yards (100), including a 31-yard catch.
- At Carolina (10/10), caught a two-point conversion in the third quarter, tying the game, while also adding one 11-yard reception and one punt return for 12 yards.
- Against Oakland (10/30), had a career-long 42-yard reception and finished the day with a team-leading 58 receiving yards.
- Against Atlanta (11/3), registered his first receiving touchdown of the season on Thursday Night Football catching five passes for 46 yards.
- At Dallas (12/18), caught two passes for 49 yards, including a 42-yard touchdown pass on Sunday Night Football.
- Against Carolina (1/1), set a career-high in receptions, with 10, while leading the team and posting a game-high 94 receiving yards in a win.

**2015 (13/0 - Tampa Bay):** Played in 13 games as a rookie and produced 27 catches for 260 yards with a touchdown. Was inactive for one contest and spent two games on the team's practice squad.

- Against Tennessee (9/13), made his NFL debut and finished with two receptions for 14 yards.
- At Atlanta (11/1), caught three passes for 14 yards, including a six-yard reception on third-and-five during overtime to keep alive what would be the game-winning drive.
- Against N.Y. Giants (11/8) collected five receptions for 55 yards.
- At Philadelphia (11/22), caught four passes for 50 yards.
- Against New Orleans (12/13), recorded one reception, a six-yard catch for a score – his first career touchdown.
- At St. Louis (12/17), caught six passes on six targets, totaling 60 yards.

#### COLLEGE:

- Played in 53 games with 27 starts at Clemson (2011-14) and totaled 127 receptions for 1,097 yards and three touchdowns, 10 carries for 24 yards and one touchdown and 69 punt returns for 476 yards and one touchdown.
- When he graduated tied for the fourth-most games played in Clemson school history.
- As a senior (2014), was named a permanent co-captain. Played in 13 games with 12 starts and recorded 30 receptions for 204 yards, five carries for five yards and one touchdown and 31 punt returns for 178 yards and

one touchdown.

- As a junior (2013), played in 13 games with 10 starts and caught 41 passes for 483 yards and two touchdowns, while returning 20 punts for 212 yards.
- Had a career game against Syracuse (10/5/13), catching three passes for 118 yards and two touchdowns, while adding 40 yards on four punt returns, earning special teams player of the game honors.
- As a sophomore (2012), named an ACC Academic Honor Roll member. Played in 13 games with three starts and finished the season with 41 receptions for 280 yards and one touchdown, 12 rushing yards on three carries and 18 punt returns for 86 yards.
- Caught his first career touchdown against Maryland (11/10/12).
- As a true freshman (2011), played in 14 games with two starts and caught 15 passes for 130 yards. Rushed twice for seven yards.
- Graduated with a degree in parks, recreation & tourism management from Clemson in December 2014.

#### PERSONAL:

- Attended Dorman (Roebuck, S.C.) High School and played running back, tailback, quarterback, wide receiver, safety and cornerback in addition to being a kick returner over his four-year career.
- Played in the Shrine Bowl following his senior season, when he helped his team to a 14-1 record and an appearance in the state championship game.
- As a senior, posted 17 receptions for 329 yards and four touchdowns. Notched 34 carries for 178 yards and 11 touchdowns, giving him 15 total touchdowns, and added seven kickoff returns for 155 yards. On defense, collected 32 tackles, nine pass breakups and three interceptions.
- Ranked No. 19 player in South Carolina by Super Prep and the Hometown News Player of the Year.
- Also played on high school basketball team.
- Follow Humphries on Twitter at @adamhumphries13.
- Follow Humphries on Instagram at @adamhumphries10.
- Born Adam Humphries on June 24, 1993 in Spartanburg, S.C.

## ADAM HUMPHRIES' GAME-BY-GAME

2015 Tampa Bay Buccaneers				RECEIVING				
Date	Opp.	W/L	P/S	No	Yds	Avg	Lg	TD
Sept 13	Ten	L	p	2	14	7.0	12	0
Sept 20	@ NO	W	p	0	0	-	-	0
Sept 27	@ Hou	L	IA					
Oct 4	Car	L	p	0	0	-	-	0
Oct 11	Jax	W	PS					
Oct 25	@ Was	L	PS					
Nov 1	@ Atl	W	p	3	14	4.7	6	0
Nov 8	NYG	L	p	5	55	11.0	16	0
Nov 15	Dal	W	p	2	25	12.5	19	0
Nov 22	@ Phi	W	p	4	50	12.5	27	0
Nov 29	@ Ind	L	p	2	20	10.0	11	0
Dec 6	Atl	W	p	1	6	6.0	6	0
Dec 13	NO	L	p	1	6	6.0	6t	1
Dec 17	@ StL	L	p	6	60	10.0	14	0
Dec 27	Chi	L	p	1	10	10.0	10	0
Jan 3	@ Car	L	p	0	0	-	-	0
<b>Totals</b>		<b>6-10</b>	<b>13/0</b>	<b>27</b>	<b>260</b>	<b>9.6</b>	<b>27</b>	<b>1</b>

2016 Tampa Bay Buccaneers				RECEIVING				
Date	Opp.	W/L	P/S	No	Yds	Avg	Lg	TD
Sept 11	@ Atl	W	S	3	34	11.3	26	0
Sept 18	@ Ari	L	S	6	67	11.2	24	0
Sept 25	LAR	L	p	9	100	11.1	31	0
Oct 2	Den	L	p	1	4	4.0	4	0
Oct 10	@ Car	W	p	1	11	11.0	11	0
Oct 23	@ SF	W	p	2	17	8.5	11	0
Oct 30	Oak	L	S	3	58	19.3	42	0
Nov 3	Atl	L	S	5	46	9.2	12	1
Nov 13	Chi	W	p	5	46	9.2	14	0
Nov 20	@ KC	W	p	4	47	11.8	18	0
Nov 27	Sea	W	p	1	18	18.0	18	0
Dec 4	@ SD	W	p	2	19	9.5	12	0
Dec 11	NO	W	IA					
Dec 18	@ Dal	L	p	2	49	24.5	42t	1
Dec 24	@ NO	L	p	1	12	12.0	12	0
Jan 1	Car	W	p	10	94	9.4	28	0
<b>Totals</b>		<b>9-7</b>	<b>15/4</b>	<b>55</b>	<b>622</b>	<b>11.3</b>	<b>42t</b>	<b>2</b>

2017 Tampa Bay Buccaneers				RECEIVING				
Date	Opp.	W/L	P/S	No	Yds	Avg	Lg	TD
Sept 17	Chi	W	p	2	18	9.0	9	0
Sept 24	@ Min	L	p	6	68	11.3	17	0
Oct 1	NYG	W	p	6	70	11.7	38	0
Oct 5	NE	L	p	3	51	17.0	20	0
Oct 15	@ Ari	L	p	6	51	8.5	27	0
Oct 22	@ Buf	L	S	2	13	6.5	8	0
Oct 29	Car	L	S	4	26	6.5	11	0
Nov 5	@ NO	L	p	2	14	7.0	9	0
Nov 12	NYJ	W	p	2	17	8.5	13	0
Nov 19	@ Mia	W	p	2	11	5.5	8	0
Nov 26	@ Atl	L	p	4	38	9.5	19	0
Dec 3	@ GB	L	p	4	33	8.3	12	0
Dec 10	Det	L	p	3	25	8.3	10	0
Dec 18	Atl	L	p	5	43	8.6	16t	1
Dec 24	@ Car	L	p	3	51	17.0	36	0
Dec 31	NO	W	S	7	102	14.6	43	0
<b>Totals</b>		<b>5-11</b>	<b>16/3</b>	<b>61</b>	<b>631</b>	<b>10.3</b>	<b>43</b>	<b>1</b>

2018 Tampa Bay Buccaneers				RECEIVING				
Date	Opp.	W/L	P/S	No	Yds	Avg	Lg	TD
Sept 9	@ NO	W	S	3	27	9	20	0
Sept 16	Phi	W	p	1	8	8	8	0
Sept 24	Pit	L	p	3	30	10	16	0
Sept 30	@ Chi	L	S	6	36	6	11	0
Oct 14	@ Atl	L	S	3	82	27.3	51	0
Oct 21	Cle	W	p	4	37	9.3	12	0
Oct 28	@ Cin	L	p	7	76	10.9	17	0
Nov 4	@ Car	L	S	8	82	10.3	30t	2
Nov 11	Was	L	S	2	53	26.5	29	0
Nov 18	@ NYG	L	S	3	60	20	39	1
Nov 25	SF	W	S	6	54	9	28t	1
Dec 2	Car	W	S	7	61	8.7	13	1
Dec 9	NO	L	S	4	42	10.5	15	0
Dec 16	@ Bal	L	p	4	23	5.8	8	0
Dec 23	@ Dal	L	S	10	79	7.9	16	0
Dec 30	Atl	L	p	5	66	13.2	19	0
<b>Totals</b>		<b>5-11</b>	<b>16/10</b>	<b>76</b>	<b>816</b>	<b>10.7</b>	<b>51</b>	<b>5</b>

2019 Tennessee Titans				RECEIVING				
Date	Opp.	W/L	P/S	No	Yds	Avg	Lg	TD
Sept 8	@ Cle	W	p	1	5	5.0	5	0
Sept 15	Ind	L	p	2	-1	-0.5	0	0
Sept 19	@ Jax	L	S	6	93	15.5	30	0
Sept 29	@ Atl	W	S	2	15	7.5	9	0
Oct 6	Buf	L	p	4	30	7.5	10	0
Oct 13	@ Den	L	S	6	47	7.8	16	0
Oct 20	LAC	W	p	4	40	10.0	14	0
Oct 27	TB	W	p	3	24	8.0	13	0
Nov 3	@ Car	L	p	4	65	16.3	25	0
Nov 10	KC	W	p	1	23	23.0	23t	1
Nov 24	Jax	W	p	3	20	6.7	8	0
Dec 1	@ Ind	W	p	1	13	13.0	13t	1
Dec 8	@ Oak	W	IA					
Dec 15	Hou	L	IA					
Dec 22	NO	L	IA					
Dec 29	@ Hou	W	IA					
<b>Totals</b>		<b>9-7</b>	<b>12/3</b>	<b>37</b>	<b>374</b>	<b>10.1</b>	<b>30</b>	<b>2</b>

Playoffs								
Date	Opp.	W/L	P/S	No	Yds	Avg	Lg	TD
Jan 4	@ NE	W	IA					
Jan 11	@ Bal	W	IA					
Jan 19	@ KC	L	p	4	25	6.3	9	0
<b>Totals</b>		<b>2-1</b>	<b>1/0</b>	<b>4</b>	<b>25</b>	<b>6.3</b>	<b>9</b>	<b>0</b>



## ADAM HUMPHRIES' NFL STATISTICS

REGULAR SEASON				RECEIVING					RUSHING				
Year	Team	GP	GS	No	Yds	Avg	Lg	TD	Att	Yds	Avg	Lg	TD
2015	Tampa Bay	13	0	27	260	9.6	27	1	0	0	-	0	0
2016	Tampa Bay	15	4	55	622	11.3	42t	2	5	18	3.6	7	0
2017	Tampa Bay	16	3	61	631	10.3	43	1	1	6	6.0	6	0
2018	Tampa Bay	16	10	76	816	10.7	51	5	2	11	5.5	7	0
2019	Tennessee	12	3	37	374	10.1	30	2	1	1	1.0	1	0
<b>NFL Totals</b>		<b>72</b>	<b>20</b>	<b>256</b>	<b>2,703</b>	<b>10.6</b>	<b>51</b>	<b>11</b>	<b>9</b>	<b>36</b>	<b>4.0</b>	<b>7</b>	<b>0</b>

REGULAR SEASON				PUNT RETURNS				KICKOFF RETURNS				
Year	Team	No	FC	Yds	Avg	Lg	TD	No	Yds	Avg	Lg	TD
2016	Tampa Bay	24	22	237	9.9	25	0	4	47	11.8	17	0
2017	Tampa Bay	6	7	49	8.2	19	0	0	0	-	0	0
2018	Tampa Bay	21	15	139	6.6	16	0	2	17	8.5	13	0
2019	Tennessee	12	19	78	6.5	21	0	0	0	0.0	0	0
<b>NFL Totals</b>		<b>63</b>	<b>63</b>	<b>503</b>	<b>8.0</b>	<b>25</b>	<b>0</b>	<b>6</b>	<b>64</b>	<b>10.7</b>	<b>17</b>	<b>0</b>

PLAYOFFS				RECEIVING					RUSHING				
Year	Team	GP	GS	No	Yds	Avg	Lg	TD	Att	Yds	Avg	Lg	TD
2019	Tennessee	1	0	4	25	6.3	9	0	0	0	-	0	0
<b>NFL Totals</b>		<b>1</b>	<b>0</b>	<b>4</b>	<b>25</b>	<b>6.3</b>	<b>9</b>	<b>0</b>	<b>0</b>	<b>0</b>	<b>-</b>	<b>0</b>	<b>0</b>

### Single-Game Highs

Receptions - 10 vs. Carolina (1/1/17)  
 Receiving Yards - 102 vs. New Orleans (12/31/17)  
 Long Reception - 51 at Atlanta (10/14/18)  
 Receiving Touchdowns - 2 at Carolina (11/4/18)  
 Punt Returns - 5 at Arizona (9/18/16)  
 Punt Return Yards - 48 vs. Seattle (11/27/16)  
 Punt Return Long - 25 at Arizona (9/18/16)  
 Kickoff Returns - 1 (Six times, last vs. Philadelphia 9/16/18)  
 Kick Return Yards - 17 at San Francisco (10/23/16)  
 Kickoff Return Long - 17 at San Francisco (10/23/16)

### Additional Statistics

Forced Fumbles - 1 (2017)  
 Tackles - 1 (2015), 5 (2017), 2 (2018)  
 Special Teams Tackles - 1 (2015)

### Playoff Single-Game Highs

Receptions - 4 at Kansas City (1/19/20)  
 Receiving Yards - 25 at Kansas City (1/19/20)  
 Long Reception - 9 at Kansas City (1/19/20)



# 96 JOEY IVIE

DEFENSIVE TACKLE • 6'3" • 301 LBS • COLLEGE: FLORIDA  
 ACQUIRED: FREE AGENT - 2019 • NFL EXPERIENCE (NFL/TITANS): 1/1  
 HOMETOWN: DADE CITY, FLA.  
 GAMES PLAYED/GAMES STARTED: 8/0 (PLAYOFFS: 0/0)

**PRO:** The Titans signed Joey Ivie to the practice squad during Week 13 of the 2019 season and elevated him to the active roster prior to Week 15. He appeared in eight total games in 2019—five with the Kansas City Chiefs and three with the Titans. The 6-foot-3-inch, 301-pounder was originally selected by the Dallas Cowboys in the seventh round (228th overall) of the 2017 NFL Draft. A native of Dade City, Fla., he has also spent time with the Atlanta Falcons and Seattle Seahawks. Ivie played collegiately at Florida and saw action in 36 games with 16 starts over four seasons (2013-16).

#### CAREER HIGHLIGHTS:

- In 2019, Ivie saw action for the first time in his career, playing in five games for the Chiefs and three contests for the Titans.

#### TITANS TIDBITS:

- Ivie's late sister, Jordan, passed away in 2015 a month before she would have graduated high school due to injuries sustained in a car accident. Ivie uses her memory as motivation and has shared these moments on social media.
- Ivie's younger brother, Andrew, also played defensive line at Florida. He redshirted for one season in 2015.
- Ivie's father, Joe, is a chaplain.

#### CAREER TRANSACTIONS:

- The Dade City, Fla., native was originally selected by the Dallas Cowboys in the seventh round (228th overall) of the 2017 NFL Draft.
- Waived by the Cowboys on Sept. 2, 2017.
- Signed by the Atlanta Falcons to the team's practice squad on Oct. 17, 2017.
- Signed by the Falcons to a future's contract on Jan. 15, 2018.
- Waived by the Falcons on June 1, 2018.
- Signed by the Seattle Seahawks on Aug. 6, 2018.
- Waived by Seattle on Sept. 1, 2018.
- Signed by the Kansas City Chiefs to the team's practice squad on Sept. 4, 2018.
- Signed by the Chiefs to a future's contract on Jan. 22, 2019.
- Waived by the Chiefs on Sept. 17, 2019 and added to the practice squad a day later.
- Signed by the Chiefs to the active roster from their practice squad on Nov. 2, 2019.
- Waived by the Chiefs on Nov. 21, 2019.
- Signed by the Titans to the team's practice squad on Nov. 26, 2019.
- Signed by the Titans to the active roster from their practice squad on Dec. 14, 2019.

#### SEASON RECAPS:

**2019 (5/0 - Kansas City; 3/0, 0/0 - Tennessee):** Played as a reserve in three games with the Titans and recorded a tackle and two quarterback pressures. Spent two weeks on the Titans' practice squad. Was inactive for all three postseason contests. Led the team in quarterback pressures once (vs. NO). Appeared in five games for the Chiefs and totaled two tackles. Began the season on the Chiefs active roster and appeared in Weeks 1-2, and 9-11. Spent Weeks 3-8 on Kansas City's practice squad. Waived by the Chiefs during Week 12 and signed by the Titans to the team's practice squad during Week 14.

- At Jacksonville (9/8), made his NFL debut with the Chiefs and recorded one tackle.
- Against Houston (12/15), made his Titans debut as a reserve on the defensive front and on special teams.
- Against New Orleans (12/22), played as a reserve at defensive tackle and

produced a team-high two quarterback pressures.

- At Houston (12/29), saw action as a reserve on the defensive front and recorded a tackle.

**2018 (0/0, 0/0 - Kansas City):** Spent the entire season on the Chiefs' practice squad.

**2017 (0/0 - Atlanta):** Spent majority of the season on the Falcons' practice squad.

#### COLLEGE:

- Appeared in 36 games and made 16 starts over four seasons at Florida (2013-16), and totaled 80 tackles, 10.5 tackles for loss, seven sacks, two forced fumbles and one blocked field goal.
- As a senior (2016), appeared in 11 games with 10 starts and notched 26 tackles, 3.5 tackles for loss, 2.5 sacks, one forced fumble and one blocked field goal.
- As a junior (2015), saw action in 10 games and made five starts. Recorded 27 tackles, four tackles for loss and 3.5 sacks, all of which marked career-highs. Added one forced fumble.
- As a sophomore (2014), played in all 12 games with one start in the bowl victory against East Carolina. Tallied 24 tackles, three tackles for loss and one sack. Named to the SEC Academic Honor Roll.
- As a true freshman (2013), appeared in three games and recorded three tackles.
- Majored in sociology at Florida.

#### PERSONAL:

- Attended Pasco (Fla.) High School where he had eight sacks and two forced fumbles as a junior.
- Follow Ivie on Twitter @joeyivie and on Instagram @joeyivie91.
- Son of Joe and Jennifer Ivie.
- Ivie is the oldest of five children: brothers Andrew, Abraham and Abel, and sister Jordan.
- Born Joseph Ivie on Jan. 22, 1995 in Dade City, Fla.

## JOEY IVIE'S GAME-BY-GAME

### 2019 Kansas City Chiefs

Date	Opp	W/L	P/S	Tot	Solo	Asst	Sk	- Yds	QBP	TFL	Int - Yds	-TD	PD	FF	FR - Yds	SpT
Sept 8	@ Jax	W	p	1	0	1	0.0	0	0	0	0	0	0	0	0	0
Sept 15	@ Oak	W	p	0	0	0	0.0	0	0	0	0	0	0	0	0	0
Sept 22	Bal	W	PS													
Sept 29	@ Det	W	PS													
Oct 6	Ind	L	PS													
Oct 13	Hou	L	PS													
Oct 17	@ Den	W	PS													
Oct 27	GB	L	PS													
Nov 3	Min	W	p	1	0	1	0.0	0	0	0	0	0	0	0	0	0
Nov 10	@ Ten	L	p	0	0	0	0.0	0	0	0	0	0	0	0	0	0
Nov 18	@ LAC	W	p	0	0	0	0.0	0	0	0	0	0	0	0	0	0
Waived by the Chiefs on Nov. 21																
<b>Totals</b>				<b>7-4</b>	<b>5/0</b>	<b>2</b>	<b>0</b>	<b>2</b>	<b>0.0</b>	<b>0</b>	<b>0</b>	<b>0</b>	<b>0</b>	<b>0</b>	<b>0</b>	<b>0</b>

### 2019 Tennessee Titans

Date	Opp	W/L	P/S	Tot	Solo	Asst	Sk	- Yds	QBP	TFL	Int - Yds	-TD	PD	FF	FR - Yds	SpT
Dec 15	Hou	L	p	0	0	0	0.0	0.0	0	0	0	0	0	0	0	0
Dec 22	NO	L	p	0	0	0	0.0	0.0	2	0	0	0	0	0	0	0
Dec 29	@ Hou	W	p	1	0	1	0.0	0.0	0	0	0	0	0	0	0	0
<b>Totals</b>				<b>1-2</b>	<b>3/0</b>	<b>1</b>	<b>0</b>	<b>1</b>	<b>0.0</b>	<b>0.0</b>	<b>2</b>	<b>0</b>	<b>0</b>	<b>0</b>	<b>0</b>	<b>0</b>
<b>Playoffs</b>																
Jan 4	@ NE	W	IA													
Jan 11	@ Bal	W	IA													
Jan 19	@ KC	L	IA													
<b>Totals</b>				<b>2-1</b>	<b>0/0</b>	<b>0</b>	<b>0</b>	<b>0</b>	<b>0.0</b>	<b>0.0</b>	<b>0</b>	<b>0</b>	<b>0</b>	<b>0</b>	<b>0</b>	<b>0</b>

## JOEY IVIE'S NFL STATISTICS

### REGULAR SEASON

Year	Team	GP	GS	TACKLES							INTERCEPTIONS					FUMBLES			
				Tot	Solo	Asst	Sk	Yds	QBP	TFL	No	Yds	Lg	TD	PD	FF	FR	Yds	SpT
2017	Atlanta																		
2018	Kansas City																		
2019	Kansas City	5	0	2	0	0	0.0	0.0	0	0	0	0	0	0	0	0	0	0	0
2019	Tennessee	3	0	1	0	1	0.0	0.0	2	0	0	0	0	0	0	0	0	0	0
<b>NFL Totals</b>		<b>8</b>	<b>0</b>	<b>3</b>	<b>2</b>	<b>1</b>	<b>0.0</b>	<b>0.0</b>	<b>2</b>	<b>0</b>	<b>0</b>	<b>0</b>	<b>0</b>	<b>0</b>	<b>0</b>	<b>0</b>	<b>0</b>	<b>0</b>	<b>0</b>

### PLAYOFFS

Year	Team	GP	GS	TACKLES							INTERCEPTIONS					FUMBLES			
				Tot	Solo	Asst	Sk	Yds	QBP	TFL	No	Yds	Lg	TD	PD	FF	FR	Yds	SpT
2019	Tennessee	0	0	0	0	0	0.0	0.0	0	0	0	0	0	0	0	0	0	0	0
<b>NFL Totals</b>		<b>0</b>	<b>0</b>	<b>0</b>	<b>0</b>	<b>0</b>	<b>0.0</b>	<b>0.0</b>	<b>0</b>	<b>0</b>	<b>0</b>	<b>0</b>	<b>0</b>	<b>0</b>	<b>0</b>	<b>0</b>	<b>0</b>	<b>0</b>	<b>0</b>

### Single-Game Highs

Tackles - 1 (Three times, last at Houston 12/29/19)  
 Quarterback Pressures - 2 vs. New Orleans (12/22/19)



# 25 ADOREE' JACKSON

CORNERBACK • 5'11" • 185 LBS • COLLEGE: SOUTHERN CALIFORNIA  
 ACQUIRED: 1ST ROUND - 2017 • NFL EXPERIENCE (NFL/TITANS): 4/4  
 HOMETOWN: EAST ST. LOUIS, ILL.  
 GAMES PLAYED/GAMES STARTED: 43/39 (PLAYOFFS: 5/5)

**PRO:** The Titans added the versatile and electric Adoree' Jackson with the 18th overall pick in the first round of the 2017 NFL Draft, and Jackson proceeded to start every game during his rookie season at cornerback while also serving as the team's primary returner. He has played in 43 games during his first three NFL campaigns and has collected 176 tackles and 41 passes defended, including two interceptions. The 5-foot-11-inch, 185-pound playmaker possesses game-breaking speed but is also a proven and willing tackler.

### CAREER HIGHLIGHTS:

- In 2019, Jackson saw action in 11 games with 10 starts at cornerback and posted 40 tackles, seven passes defended and two stops for loss.
- In 2018, Jackson set single-season career highs in tackles (69) and interceptions (2). His two interceptions ranked third on the team.
- In 2018, he appeared in all 16 games for the second consecutive season.
- In 2017, Jackson was the first rookie cornerback for the team in the "Titans era" (1999–present) to record 16 starts. His 1,260 total plays (1,017 defensive snaps, 231 special teams snaps and 12 offensive snaps) ranked second in the NFL among all players behind only Arizona Cardinals safety Tyrann Mathieu (1,261).
- Jackson led the Titans with 23 passes defended as a rookie.
- Jackson was awarded the 2016 Jim Thorpe Award as college football's top defensive back.
- During his three-year stint at Southern California, he scored 15 total touchdowns in four different ways: via reception (six), interception (one), punt return (four) and kickoff return (four).
- At Southern California, Jackson tied two NCAA records with eight career touchdowns on kick returns and nine touchdowns on all runbacks. He also set USC career records with 2,141 kickoff return yards and 79 kickoff returns.

### TITANS TIDBITS:

- Jackson was a long jumper and sprinter on USC's track team in the springs of 2015 and 2016, winning the Pac-12 outdoor long jump title both years (and placing second in the Pac-12 100 meters in 2016) and earning All-American status both years after twice placing fifth in the NCAA long jump. He also placed 10th in the long jump during the U.S. Olympic Trials.
- Jackson lists his parents, Chris and Vianca Jackson, as the people that inspire him the most. "They've always steered me in the right direction. All of their experiences and guidance helped get me where I'm at."
- Vianca Jackson, a survivor of breast cancer, served as the team's Honorary 12th Titan prior to the team's 2017 Breast Cancer Awareness Game (Oct. 16).
- Jackson's father, Chris Jackson, is the ultimate grill master and can be found at Titans home games smoking turkey legs, Cornish hams, chicken, rabbits, alligator and frog legs for a pre-game tailgate among family and friends, as well as a post-game meal with players and coaches. He makes all of his own rubs and sauces and has been cooking since 1984.
- Jackson, business partner James Moore, and Jay Levine co-founded Kor Media Entertainment (KME), a Los Angeles-based entertainment agency under the Warner Brothers Digital umbrella. Their tagline is "Where Creatives Come to Play" and their goal is to create culture relevance for both creators and brands through interactive and labs with a focus on gaming and esports.
- Jackson is a Reese's Peanut Butter Cups enthusiast. He names creator Harry Burnett Reese as a historical person he would have loved to meet.

"He's a genius. That's by far and away my favorite candy. I eat that like it ain't nothing."

- Jackson watched the movie "Space Jam" continuously as a child to the point he memorized most of the movie.
- During the 2018 offseason, Jackson worked with Microsoft to host children from the Boys & Girls Club in Nashville and Los Angeles at parties where they could compete with him in video games Fortnite and Forza Motorsport.
- In May 2018, Jackson and his business partner James Moore paid for the burial costs of Jaylon McKenzie, an eighth-grade football player who was killed by a stray bullet. McKenzie, a St. Louis, Ill., native, grew up idolizing Jackson.

### CAREER TRANSACTIONS:

- The East St. Louis, Ill., native was selected by the Titans in the first round (18th overall) of the 2017 NFL Draft.

### SEASON RECAPS:

- 2019 (11/10, 3/3):** Played in 11 games with 10 starts at cornerback and posted 40 tackles, seven passes defended and two stops for loss. Returned three punts for 26 yards and two kickoffs for 23 yards. Was inactive for five games. Started all three postseason contests and collected nine tackles and a team-best six passes defended. Led or tied for the team lead in passes defended four times in 2019 (at CAR, vs. JAX, at NE, at BAL).
- At Atlanta (9/29), started at cornerback and registered four tackles and a pass defended. Ended the Falcons' opening drive by breaking up a third-and-six pass intended for Calvin Ridley in the first stanza.
  - Against Buffalo (10/6), started at cornerback and notched two tackles and a pass defended. Ended a Bills' drive by breaking up a third-and-nine pass intended for Dawson Knox in the second quarter.
  - At Carolina (11/3), started at cornerback and produced three tackles, a stop for loss and two passes defended. Stopped Jarius Wright for a seven-yard loss on a reverse in the opening stanza. Broke up a deep pass intended for Curtis Samuel in the third quarter.
  - Against Kansas City (11/10), started at cornerback and registered seven tackles and two passes defended. Broke up a deep shot intended for Tyreek Hill early in the fourth quarter. Batted down a deep pass intended for Hill late in the final quarter.
  - Against Jacksonville (11/24), started at cornerback and notched a career-best 10 tackles, including a stop for loss and a pass defended. Stonewalled Leonard Fournette for a three-yard loss on a rush off left end in the opening stanza. Stuffed Dede Westbrook for no gain on a short pass late in the third quarter. Defended a deep pass intended for Keelan Cole late in the fourth quarter.
  - At Indianapolis (12/1), started at cornerback and posted a tackle before leaving the game early in the second quarter with an injury. Stuffed Jonathan Williams for no gain on a rush off right end in the first quarter.
  - At New England (1/4), returned to the lineup as a starter at cornerback and posted two tackles and two passes defended. Ended a Patriots' drive by breaking up a third-and-six pass intended for N'Keal Harry late in the third quarter.
  - At Baltimore (1/11), started at cornerback and recorded three tackles and a team-best four passes defended. Knocked down a deep pass intended for Marquise Brown down the right sideline in the second quarter. Deflected a deep pass intended for Miles Boykin in the third stanza. Broke up a deep pass intended for Chris Moore late in the fourth quarter.

**2018 (16/13):** Played in all 16 games with 13 starts at cornerback.

Ranked third on the team with two interceptions and second on the squad with 11 passes defended. Collected 69 tackles, three stops for loss and a quarterback pressure. Returned 16 punts for 148 yards. Tied for the team lead in passes defended five times in 2018 (vs. HOU, at JAX, at BUF, vs. NE, vs. WAS). Collected his first career interception against Houston (9/16/18).

- Against Houston (9/16), started at cornerback and tallied eight tackles, an interception and two passes defended. Teamed with Derrick Morgan to stuff Lamar Miller for a two-yard loss on a short pass in the first quarter. Posted his first career interception with a leaping grab on a Deshaun Watson deep pass intended for DeAndre Hopkins in the end zone during the second quarter.
- At Jacksonville (9/23), played as a reserve at cornerback and posted a pass defended before leaving the game in the second quarter with an injury. Broke up a pass intended for Austin Seferian-Jenkins in the first stanza.
- At Buffalo (10/7), started at cornerback and recorded two tackles and an interception. Picked off a Josh Allen pass intended for Andre Holmes and returned it seven yards in the fourth quarter.
- Against New England (11/11), started at cornerback and notched five tackles, including a stop for loss, and two passes defended. Stuffed Josh Gordon for no gain on a short pass in the first quarter. Halted a Patriots' drive by breaking up a deep pass intended for Josh Gordon on third-and-six in the second stanza. Knocked down a pass intended for Gordon in the fourth quarter.
- Against Jacksonville (12/6), started at cornerback and amassed five tackles, a stop for loss and a pass defended. Broke up a deep pass intended for James O'Shaughnessy late in the first quarter. Combined with Rashaan Evans to stuff Carlos Hyde for a two-yard loss on a short pass in the second quarter.
- At N.Y. Giants (12/16), started at cornerback and posted four tackles, including a stop for loss, a quarterback pressure and a pass defended in the Titans' first shutout win since 2000. Stopped Sterling Shepard for a one-yard loss on a short pass in the third quarter.
- Against Washington (12/22), started at cornerback and totaled four tackles and two passes defended. Returned one punt for 16 yards. Broke up a third-and-seven pass intended for Jamison Crowder in the third quarter. Knocked down a pass intended for Michael Floyd late in the final stanza.

**2017 (16/16, 2/2):** Started all 16 games at cornerback as a rookie and led the team with 23 passes defended. Registered 67 tackles, a quarterback pressure, four tackles for loss and three forced fumbles. Returned 34 punts for 290 yards (8.5 avg.) and 25 kickoffs for 578 yards (23.1 avg.). Started his first two career postseason contests and tallied seven tackles and three passes defended. Returned four punts for 18 yards and six kickoffs for 126 yards. Tied for the team lead in tackles once in 2017 (at PIT). Led or tied for the team lead in passes defended eight times in 2017 (vs. OAK, at JAX, vs. BAL, vs. CIN, at SF, vs. LAR, vs. JAX, at NE). Appeared in his first career NFL game and made his first career start against Oakland (9/10/17).

- Against Oakland (9/10), started at cornerback in his NFL debut and posted five tackles and a team-high two passes defended. Returned one kickoff for 35 yards and one punt for five yards. Broke up a pass intended Amari Cooper late in the first quarter. Halted a Raiders' drive by defending a third-and-three pass intended for Michael Crabtree in the third quarter.
- At Jacksonville (9/17), collected six tackles, including a stop for loss and a pass defended. Set up the Titans first touchdown of the afternoon with an electric 46-yard punt return in the third quarter.
- At Miami (10/8), totaled two tackles, a forced fumble and a pass defended. Returned two punts for 14 yards and one kickoff for 21 yards. Forced an Ajayi fumble that was recovered by Kevin Byard in the second quarter.
- Against Indianapolis (10/16), recorded two tackles and a pass defended. Brought back two kickoffs for 46 yards with a long return of 40 yards to kickstart the Titans' opening scoring drive.
- Against Baltimore (11/5), collected five tackles, a team-high four passes defended and a stop for loss. Returned two punts for 22 yards and one kickoff for four yards. Helped set up the Titans' opening field goal with a 20-yard rush off left guard in the first quarter.
- Against Cincinnati (11/12), recorded five tackles, including two stops for loss, and a team-best two passes defended. Carried the ball three times for 30 yards out of the backfield. Returned three kickoffs for 71 yards and three punts for 17 yards. Totaled a season-high 118 all-purpose yards which was the most all-purpose yards by a non-offensive Titans player since defensive back/returner Chris Carr had 144 yards (all on kickoff and

punt returns) at the Detroit Lions on Nov. 27, 2008.

- At Pittsburgh (11/16), tied for the team lead with nine tackles. Notched two passes defended and a forced fumble. Returned five kickoffs for 103 yards and one punt for 10 yards. Carried the ball once for five yards. Forced an Antonio Brown fumble that was recovered by Pittsburgh late in the second quarter.
- At San Francisco (12/17), started at cornerback and posted six tackles, a team-high three passes defended and a quarterback pressure. Returned one kickoff for 21 yards.
- Against Los Angeles Rams (12/24), notched a tackle and a pass defended. Kickstarted the Titans' touchdown drive with a season-long 57-yard kickoff return in the third quarter.
- Against Jacksonville (12/31), tallied four tackles, two passes defended and a forced fumble. Returned four punts for 19 yards with a long return of 16 yards. Halted a Jaguars' drive by breaking up a pass intended for Keelan Cole on third-and-four in the first quarter. Knocked down a pass intended for Dede Westbrook early in the second quarter. Punched out the ball from Keelan Cole and the fumble was recovered by Jayon Brown late in the second quarter.
- At Kansas City (1/6), recorded four tackles and a pass defended in his first career postseason game. Returned two kickoffs for 43 yards and three punts for 18 yards.

#### COLLEGE:

- In three seasons at Southern California, posted 139 tackles, 29 passes defended, six interceptions including one for a touchdown, six stops for loss, three fumble recoveries and two forced fumbles on defense. Notched 39 receptions for 628 yards with six touchdowns and 15 carries for 92 yards on offense. As a return specialist, notched 79 kickoff returns for 2,141 yards with four touchdowns and 46 punt returns for 578 yards with four touchdowns on special teams. In his career, he scored 15 touchdowns in four different ways: via reception (six), interception (one), punt return (four) and kickoff return (four). Registered 37 career starts (34 at cornerback, one at safety, one at wide receiver and one concurrently at cornerback and wide receiver).
- Tied the NCAA records for most career touchdowns on kick returns (eight) and all runbacks (nine). Owns the USC career records for kickoff return yardage (2,141 yards) and kickoff returns (79) and his 27.1 career kick return average is second in USC annals. Ranks fifth on USC's all-time punt return list (578 yards) and his four career punt return touchdowns is tied for the school record.
- As a junior (2016), started all 13 games at cornerback, and collected 55 tackles, a team-best 11 deflections, a team-high five interceptions, a team-best two fumble recoveries and two tackles for loss on defense. Returned 26 kickoffs for 767 yards with two touchdowns and 20 punts for 315 yards with two touchdowns on special teams on special teams. Notched seven carries for 51 yards and two receptions for 76 yards with a touchdown while playing 18 plays on offense. Ranked second nationally in punt return touchdowns (two, first in Pac-12), second in kickoff return touchdowns (two, first in Pac-12), third in punt returns (15.8, first in Pac-12), sixth in kickoff returns (29.5, first in Pac-12), 18th in interceptions (0.4, third in Pac-12) and 19th in passes defended (1.2, third in Pac-12).
- Won the 2016 Thorpe Award and was among four finalists for the Hornung Award and four finalists for the Lott IMPACT Trophy. Was named a 2016 consensus All-American first teamer by AP (cornerback), Football Writers (punt returner), Football Coaches (all-purpose player), Walter Camp (defensive back; second team kick returner), Sporting News (cornerback), ESPN (all-purpose player), Sports Illustrated (all-purpose player; second team returner), Phil Steele (punt returner; second team all-purpose player and third team defensive back and kick returner) and a second teamer by USA Today (returner).
- Named the 2016 Pac-12 Defensive Player of the Year and made the All-Pac-12 first team at two positions (defensive back and return specialist).
- As a team captain, named USC's 2016 Most Valuable Player (the first Trojan to repeat as team MVP since 2004-05 and only the ninth to win the honor twice since the award was first presented in 1967), as well as USC's Special Teams Player of the Year and Defensive Perimeter Player of the Year.
- As a sophomore (2015), started 12 games at cornerback, one contest at safety and one game at wide receiver. Notched 35 tackles, eight pass deflections, a forced fumble and an interception for a touchdown on defense. Registered 27 receptions for 414 yards with two touchdowns and seven carries for 36 yards on offense. Recorded 30 kickoff returns for 690

yards and 24 punt returns for 251 yards with two touchdowns on special teams. He was the only player nationally with at least 400 receiving yards, 600 kickoff return yards, 200 punt return yards and 30 tackles.

- Was named to the 2015 All-Pac-12 first team (defensive back) and second team (return specialist), AP All-Pac-12 first team (defensive back) and Phil Steele All-Pac-12 first team (defensive back) and second team (punt returner). He was also named USC's MVP.
- As a freshman (2014), made an impact on defense, offense and special teams as a cornerback, wide receiver and returner. Appeared in all 13 games with 10 starts at cornerback and one start concurrently at wide receiver. Recorded 49 tackles, including four stops for losses, 10 passes defended, a forced fumble and a fumble recovery on defense. Added 10 receptions for 138 yards with three touchdowns and one carry for five yards on offense. Posted 23 kickoff returns for 684 yards with two touchdowns and two punt returns for 12 yards.
- Named Sporting News Freshman All-American first team, USA Today Freshman All-American first team and ESPN.com True Freshman All-American first team.
- Named the 2014 Pac-12 Defensive Freshman of the Year and made All-Pac-12 honorable mention (all-purpose player).
- Majored in communications with a real estate minor at Southern California.

#### PERSONAL:

- Attended Serra (Gardena, Calif.) High School and was named 2013 USA Today All-USA first team, Parade All-American first team, Prep Star All-American Dream Team, Max Preps All-American first team, Student Sports All-American first team, ESPN 300, Max Preps All-American Medium Schools first team, Cal-Hi Sports California Mr. Football, Cal-Hi Sports All-State first team, Max Preps All-State Division II first team, All-CIF Western Division Defensive Player of the Year, Los Angeles Times All-Area, Orange County Register Fab 15 first team, South Bay Daily Breeze All-South Bay Player of the Year, Wave Newspapers All-West Region Player of the Year and All-Mission League MVP.
- As a senior (2013), played wide receiver, running back, defensive back and return specialist. He ran for 639 yards on 66 carries with five touchdowns and caught 38 passes for 812 yards with seven touchdowns on offense, plus he had 36 tackles, six interceptions (three for touchdowns), eight deflections and a forced fumble on defense and he had three additional touchdowns on returns. He played in the 2013 CIF Western Division final and had a 92-yard punt return and a 93-yard kickoff return in the game.
- As a junior (2012), he was named Cal-Hi Sports All-State first team, Cal-Hi Sports All-State Junior first team, All-CIF Western Division Defensive Player of the Year, Los Angeles Times All-Area, South Bay Daily Breeze All-South Bay Player of the Year, Los Angeles Wave Player of the Year and All-Mission League Defensive MVP. He had 33 receptions for 546 yards with five touchdowns and 175 yards on seven carries with five touchdowns on offense, plus he had 56 tackles, five interceptions, seven passes defended, two forced fumbles and a fumble recovery on defense and averaged 37.8 yards on 12 punts. Serra won the 2012 CIF Western Division and he had a 78-yard touchdown run on a fake punt in the game. Serra also won the CIF state championship Division II bowl game and he had a 95-yard run on a fake punt in the game.
- As a sophomore (2011), had two receptions for 39 yards and made 23

tackles, six interceptions and 10 pass deflections.

- During his freshman year in high school, he went to Belleville (Ill.) East High School. He moved to California prior to his sophomore year in high school.
- Was also on Serra's track team and finished with career bests of 10.68 in the 100 meters, 21.59 in the 200 and 25-5.25 in the long jump. Serra won the 2013 CIF state championship while he placed second in the long jump at 24-7. He won the 2012 state long jump title at 20-0.5 and was named the 2012 Cal-Hi Sports California Sophomore Athlete of the Year and 2013 Cal-Hi Sports California Junior Athlete of the Year.
- Was also a guard on Serra's basketball team.
- List of favorites: (movie) "Space Jam"; (TV show) Food Network shows, "Love & Hip Hop," "Scandal," "How To Get Away with Murder"; (musician or band) Drake, ASAP Rocky; (food) Chinese food and Imo's Pizza; (guilty pleasure) Reese's Peanut Butter Cups; (sports teams as a child) Chicago Bulls, St. Louis Rams, St. Louis Cardinals and (athlete as a child) Reggie Bush.
- Follow Jackson on Twitter, Instagram and Snapchat at @AdoreeKnows.
- Born Adoree' Jackson on Sept. 18, 1995 in East St. Louis, Ill.

## ADOREE' JACKSON'S DEFENSIVE GAME-BY-GAME

### 2017 Tennessee Titans

Date	Opp	W/L	P/S	Tot Solo	Asst	Sk	- Yds	QBP	TFL	Int - Yds	-TD	PD	FF	FR - Yds	SpT
Sept 10	Oak	L	S	5	5	0	0.0	0.0	0	0	0	0	2	0	0
Sept 17	@ Jax	W	S	6	5	1	0.0	0.0	0	1	0	0	1	0	0
Sept 24	Sea	W	S	5	5	0	0.0	0.0	0	0	0	0	2	0	0
Oct 1	@ Hou	L	S	3	3	0	0.0	0.0	0	0	0	0	1	0	0
Oct 8	@ Mia	L	S	2	1	1	0.0	0.0	0	0	0	0	1	1	0
Oct 16	Ind	W	S	2	2	0	0.0	0.0	0	0	0	0	1	0	0
Oct 22	@ Cle	W	S	5	4	1	0.0	0.0	0	0	0	0	0	0	0
Nov 5	Bal	W	S	5	5	0	0.0	0.0	0	1	0	0	4	0	0
Nov 12	Cin	W	S	5	3	2	0.0	0.0	0	2	0	0	2	0	0
Nov 16	@ Pit	L	S	9	8	1	0.0	0.0	0	0	0	0	2	1	0
Nov 26	@ Ind	W	S	1	1	0	0.0	0.0	0	0	0	0	0	0	0
Dec 3	Hou	W	S	4	3	1	0.0	0.0	0	0	0	0	1	0	0
Dec 10	@ Ari	L	S	4	3	1	0.0	0.0	0	0	0	0	0	0	0
Dec 17	@ SF	L	S	6	6	0	0.0	0.0	1	0	0	0	3	0	0
Dec 24	LAR	L	S	1	0	1	0.0	0.0	0	0	0	0	1	0	0
Dec 31	Jax	W	S	4	4	0	0.0	0.0	0	0	0	0	2	1	0
<b>Totals</b>				<b>9-7</b>	<b>16/16</b>	<b>67</b>	<b>58</b>	<b>9</b>	<b>0.0</b>	<b>0.0</b>	<b>1</b>	<b>4</b>	<b>0</b>	<b>0</b>	<b>23</b>

### Playoffs

Jan 6	@ KC	W	S	4	4	0	0.0	0.0	0	0	0	0	1	0	0
Jan 13	@ NE	L	S	3	2	1	0.0	0.0	0	0	0	0	2	0	0
<b>Totals</b>				<b>1-1</b>	<b>2/2</b>	<b>7</b>	<b>6</b>	<b>1</b>	<b>0.0</b>	<b>0.0</b>	<b>0</b>	<b>0</b>	<b>0</b>	<b>3</b>	<b>0</b>

### 2018 Tennessee Titans

Date	Opp	W/L	P/S	Tot Solo	Asst	Sk	- Yds	QBP	TFL	Int - Yds	-TD	PD	FF	FR - Yds	SpT
Sept 9	@ Mia	L	p	4	4	0	0.0	0.0	0	0	0	0	0	0	0
Sept 16	Hou	W	S	8	8	0	0.0	0.0	0	0	1	0	0	2	0
Sept 23	@ Jax	W	p	0	0	0	0.0	0.0	0	0	0	0	1	0	0
Sept 30	Phi	W	S	4	3	1	0.0	0.0	0	0	0	0	0	0	0
Oct 7	@ Buf	L	p	2	2	0	0.0	0.0	0	0	1	7	0	1	0
Oct 14	Bal	L	S	8	6	2	0.0	0.0	0	0	0	0	0	0	0
Oct 21	@ LAC	L	S	1	1	0	0.0	0.0	0	0	0	0	0	0	0
Nov 5	@ Dal	W	S	4	4	0	0.0	0.0	0	0	0	0	0	0	0

Nov 11	NE	W	S	5	4	1	0.0	0.0	0	1	0	0	0	2	0
Nov 18	@ Ind	L	S	7	6	1	0.0	0.0	0	0	0	0	0	0	0
Nov 26	@ Hou	L	S	3	2	1	0.0	0.0	0	0	0	0	0	0	0
Dec 2	NYJ	W	S	7	7	0	0.0	0.0	0	0	0	0	0	0	0
Dec 6	Jax	W	S	5	5	0	0.0	0.0	0	1	0	0	0	1	0
Dec 16	@ NYG	W	S	4	3	1	0.0	0.0	1	1	0	0	0	1	0
Dec 22	Was	W	S	4	4	0	0.0	0.0	0	0	0	0	2	0	0
Dec 30	Ind	L	S	3	3	0	0.0	0.0	0	0	0	0	0	1	0
<b>Totals</b>				<b>9-7</b>	<b>16/13</b>	<b>69</b>	<b>62</b>	<b>7</b>	<b>0.0</b>	<b>0.0</b>	<b>1</b>	<b>3</b>	<b>2</b>	<b>7</b>	<b>0</b>

### 2019 Tennessee Titans

Date	Opp	W/L	P/S	Tot Solo	Asst	Sk	- Yds	QBP	TFL	Int - Yds	-TD	PD	FF	FR - Yds	SpT
Sept 8	@ Cle	W	S	5	4	1	0.0	0.0	0	0	0	0	0	0	0
Sept 15	Ind	L	S	1	1	0	0.0	0.0	0	0	0	0	0	0	0
Sept 19	@ Jax	L	p	2	2	0	0.0	0.0	0	0	0	0	0	0	0
Sept 29	@ Atl	W	S	4	4	0	0.0	0.0	0	0	0	0	1	0	0
Oct 6	Buf	L	S	2	2	0	0.0	0.0	0	0	0	0	1	0	0
Oct 13	@ Den	L	S	3	3	0	0.0	0.0	0	0	0	0	0	0	0
Oct 20	LAC	W	S	2	1	1	0.0	0.0	0	0	0	0	0	0	0
Oct 27	TB	W	IA												
Nov 3	@ Car	L	S	3	3	0	0.0	0.0	0	1	0	0	2	0	0
Nov 10	KC	W	S	7	7	0	0.0	0.0	0	0	0	0	2	0	0
Nov 24	Jax	W	S	10	8	2	0.0	0.0	0	1	0	0	1	0	0
Dec 1	@ Ind	W	S	1	1	0	0.0	0.0	0	0	0	0	0	0	0
Dec 8	@ Oak	W	IA												
Dec 15	Hou	L	IA												
Dec 22	NO	L	IA												
Dec 29	@ Hou	W	IA												
<b>Totals</b>				<b>9-7</b>	<b>11/10</b>	<b>40</b>	<b>36</b>	<b>4</b>	<b>0.0</b>	<b>0.0</b>	<b>0</b>	<b>2</b>	<b>0</b>	<b>0</b>	<b>7</b>

### Playoffs

Jan 4	@ NE	W	S	2	2	0	0.0	0.0	0	0	0	0	2	0	0
Jan 11	@ Bal	W	S	3	3	0	0.0	0.0	0	0	0	0	4	0	0
Jan 19	@ KC	L	S	4	4	0	0.0	0.0	0	0	0	0	0	0	0
<b>Totals</b>				<b>2-1</b>	<b>3/3</b>	<b>9</b>	<b>9</b>	<b>0</b>	<b>0.0</b>	<b>0.0</b>	<b>0</b>	<b>0</b>	<b>0</b>	<b>6</b>	<b>0</b>

## ADOREE' JACKSON'S RETURN GAME-BY-GAME

### 2017 Tennessee Titans

Date	Opp	W-L	PUNT RETURNS					KICKOFF RETURNS							
			P/S	No	FC	Yds	Avg	Lg	TD	No	Yds	Avg	Lg	TD	
Sept 10	Oak	L	S	1	0	5	5.0	5	0	1	35	35.0	35	0	
Sept 17	@ Jax	W	S	2	2	55	27.5	46	0	0	0	-	0	0	
Sept 24	Sea	W	S	5	0	51	10.2	22	0	2	27	13.5	25	0	
Oct 1	@ Hou	L	S	1	0	3	3.0	3	0	3	71	23.7	48	0	
Oct 8	@ Mia	L	S	2	1	14	7.0	12	0	1	21	21.0	21	0	
Oct 16	Ind	W	S	0	0	0	-	0	0	2	46	23.0	40	0	
Oct 22	@ Cle	W	S	3	0	20	6.7	12	0	0	0	-	0	0	
Nov 5	Bal	W	S	2	1	22	11.0	13	0	1	4	4.0	4	0	
Nov 12	Cin	W	S	3	2	17	5.7	9	0	3	71	23.7	32	0	
Nov 16	@ Pit	L	S	1	0	10	10.0	10	0	5	103	20.6	36	0	
Nov 26	@ Ind	W	S	2	1	7	3.5	7	0	1	15	15.0	15	0	
Dec 3	Hou	W	S	2	0	41	20.5	25	0	0	0	-	0	0	
Dec 10	@ Ari	L	S	3	0	14	4.7	14	0	2	55	27.5	29	0	
Dec 17	@ SF	L	S	1	0	0	0.0	0	0	1	21	21.0	21	0	
Dec 24	LAR	L	S	2	0	12	6.0	11	0	3	109	36.3	57	0	
Dec 31	Jax	W	S	4	2	19	4.8	16	0	0	0	-	0	0	
<b>Totals</b>				<b>9-7</b>	<b>16/16</b>	<b>34</b>	<b>9</b>	<b>290</b>	<b>8.5</b>	<b>46</b>	<b>0</b>	<b>25</b>	<b>578</b>	<b>23.1</b>	<b>57</b>

### 2018 Tennessee Titans

Date	Opp	W-L	PUNT RETURNS					KICKOFF RETURNS						
			P/S	No	FC	Yds	Avg	Lg	TD	No	Yds	Avg	Lg	TD
Sept 9	@ Mia	L	p	1	0	26	26.0	26	0	0	0	-	0	0
Sept 16	Hou	W	S	1	1	2	2.0	2	0	0	0	-	0	0
Sept 23	@ Jax	W	p	1	0	6	6.0	6	0	0	0	-	0	0
Sept 30	Phi	W	S	0	0	0	-	0	0	0	0	-	0	0
Oct 7	@ Buf	L	p	0	0	0	-	0	0	0	0	-	0	0
Oct 14	Bal	L	S	0	0	0	-	0	0	0	0	-	0	0
Oct 21	@ LAC	L	S	1	1	0	0.0	0	0	0	0	-	0	0
Nov 5	@ Dal	W	S	2	1	11	5.5	11	0	0	0	-	0	0

Nov 11	NE	W	S	3	1	42	14.0	15	0	0	0	-	0	0
Nov 18	@ Ind	L	S	0	1	0	-	0	0	0	0	-	0	0
Nov 26	@ Hou	L	S	2	1	19	9.5	16	0	0	0	-	0	0
Dec 2	NYJ	W	S	0	2	0	-	0	0	0	0	-	0	0
Dec 6	Jax	W	S	1	0	8	8.0	8	0	0	0	-	0	0
Dec 16	@ NYG	W	S	1	0	8	8.0	8	0	0	0	-	0	0
Dec 22	Was	W	S	1	1	16	16.0	16	0	0	0	-	0	0
Dec 30	Ind	L	S	2	0	10	5.0	10	0	0	0	-	0	0
<b>Totals</b>				<b>9-7</b>	<b>16/13</b>	<b>16</b>	<b>9</b>	<b>148</b>	<b>9.3</b>	<b>26</b>	<b>0</b>	<b>0</b>	<b>0</b>	<b>0</b>

### 2019 Tennessee Titans

Date	Opp	W-L	PUNT RETURNS					KICKOFF RETURNS						
			P/S	No	FC	Yds	Avg	Lg	TD	No	Yds	Avg	Lg	TD
Sept 8	@ Cle	W	S	0	0	0	-	0	0	1	23	23.0	23	0
Sept 15	Ind	L	S	2	0	26	13.0	17	0	0	0	-	0	0
Sept 19	@ Jax	L	p	1	1	0	0.0	0	0	0	0	-	0	0
Sept 29	@ Atl	W	S	0	0	0	-	0	0	0	0	-	0	0
Oct 6	Buf	L	S	0	0	0	-	0	0	0	0	-	0	0
Oct 13	@ Den	L	S	0	0	0	-	0	0	0	0	-	0	0
Oct 20	LAC	W	S	0	0	0	-							

## ADOREE' JACKSON'S NFL STATISTICS

REGULAR SEASON		TACKLES									INTERCEPTIONS					FUMBLES			
Year	Team	GP	GS	Tot	Solo	Asst	Sk	Yds	QBP	TFL	No	Yds	Lg	TD	PD	FF	FR	Yds	SpT
2017	Tennessee	16	16	67	58	9	0.0	0.0	1	4	0	0	0	0	23	3	0	0	0
2018	Tennessee	16	13	69	62	7	0.0	0.0	1	3	2	7	7	0	11	0	0	0	0
2019	Tennessee	11	10	40	36	4	0.0	0.0	0	2	0	0	0	0	7	0	0	0	0
<b>NFL Totals</b>		<b>43</b>	<b>39</b>	<b>176</b>	<b>156</b>	<b>20</b>	<b>0.0</b>	<b>0.0</b>	<b>2</b>	<b>9</b>	<b>2</b>	<b>7</b>	<b>7</b>	<b>0</b>	<b>41</b>	<b>3</b>	<b>0</b>	<b>0</b>	<b>0</b>

REGULAR SEASON		PUNT RETURNS						KICKOFF RETURNS				
Year	Team	No	FC	Yds	Avg	Lg	TD	No	Yds	Avg	Lg	TD
2017	Tennessee	34	9	290	8.5	46	0	25	578	23.1	57	0
2018	Tennessee	16	9	148	9.3	26	0	0	0	-	0	0
2019	Tennessee	3	1	26	8.7	17	0	2	23	11.5	23	0
<b>NFL Totals</b>		<b>53</b>	<b>19</b>	<b>464</b>	<b>8.8</b>	<b>46</b>	<b>0</b>	<b>27</b>	<b>601</b>	<b>22.3</b>	<b>80</b>	<b>0</b>

PLAYOFFS		TACKLES									INTERCEPTIONS					FUMBLES			
Year	Team	GP	GS	Tot	Solo	Asst	Sk	Yds	QBP	TFL	No	Yds	Lg	TD	PD	FF	FR	Yds	SpT
2017	Tennessee	2	2	7	6	1	0.0	0.0	0	0	0	0	0	0	3	0	0	0	0
2019	Tennessee	3	3	9	9	0	0.0	0.0	0	0	0	0	0	0	6	0	0	0	0
<b>NFL Totals</b>		<b>5</b>	<b>5</b>	<b>16</b>	<b>15</b>	<b>1</b>	<b>0.0</b>	<b>0.0</b>	<b>0</b>	<b>0</b>	<b>0</b>	<b>0</b>	<b>0</b>	<b>0</b>	<b>9</b>	<b>0</b>	<b>0</b>	<b>0</b>	<b>0</b>

PLAYOFFS		PUNT RETURNS						KICKOFF RETURNS				
Year	Team	No	FC	Yds	Avg	Lg	TD	No	Yds	Avg	Lg	TD
2017	Tennessee	4	2	18	4.5	13	0	6	126	21.0	25	0
<b>NFL Totals</b>		<b>4</b>	<b>2</b>	<b>18</b>	<b>4.5</b>	<b>13</b>	<b>0</b>	<b>6</b>	<b>126</b>	<b>21.0</b>	<b>25</b>	<b>0</b>

### Single-Game Highs

Tackles - 10 vs. Jacksonville (11/24/19)  
 Interceptions - 1 (Twice, last at Buffalo 10/7/18)  
 Passes Defensed - 4 vs. Baltimore (11/5/17)  
 Tackle for Loss - 2 vs. Cincinnati (11/12/17)  
 Forced Fumble - 1 (Three times, last vs. Jacksonville 12/31/17)  
 Punt Returns - 5 vs. Seattle (9/24/17)  
 Punt Return Yards - 55 at Jacksonville (9/17/17)  
 Punt Return Long - 46 at Jacksonville (9/17/17)  
 Kickoff Returns - 5 at Pittsburgh (11/16/17)  
 Kickoff Return Yards - 109 vs. L.A. Rams (12/24/17)  
 Kickoff Return Long - 57 vs. L.A. Rams (12/24/17)

### Playoff Single-Game Highs

Tackles - 4 (Twice, last at Kansas City 1/19/20)  
 Passes Defensed - 4 at Baltimore (1/11/20)  
 Punt Returns - 3 at Kansas City (1/6/18)  
 Punt Return Yards - 18 at Kansas City (1/6/18)  
 Kickoff Returns - 4 at New England (1/13/18)  
 Kickoff Return Yards - 83 at New England (1/13/18)

### Additional Statistics

Rushing - 1 for 20 yards vs. Baltimore (11/5/17), 3 for 30 yards vs. Cincinnati (11/12/17), 1 for 5 yards at Pittsburgh (11/16/17)





# 35 CHRIS JACKSON

DEFENSIVE BACK • 5'10" • 193 LBS • COLLEGE: MARSHALL  
 ACQUIRED: 7TH ROUND - 2020 • NFL EXPERIENCE: ROOKIE  
 HOMETOWN: TALLAHASSEE, FLA.  
 GAMES PLAYED/GAMES STARTED: 0/0 (PLAYOFFS: 0/0)

**PRO:** The Titans selected Chris Jackson with the 243rd overall pick in the seventh round of the 2020 NFL Draft. The 5-foot-10 inch, 193-pounder was coveted for his versatility with experience at both corner and safety, as well as for his speed and ball disruption skills. The Tallahassee, Fla., native was a four-year starter at Marshall where his 45 passes defended rank first in program history. He started 48 games from 2016-19 and tallied 189 tackles, 6.5 tackles for loss, two sacks, seven interceptions with one returned for a touchdown, 45 passes defended, and two fumble recoveries with one returned for a score for the Thundering Herd.

#### CAREER HIGHLIGHTS:

- Jackson's 45 passes defended rank first in Marshall history and his 48 career starts rank 14th in program history.
- Jackson earned all-conference recognition each year of his collegiate career: named to the Conference USA first team all-conference team after recording a team-high 11 passes defended as a senior in 2019, earned second team all-conference honors at defensive back as a junior in 2018, garnered all-conference team honorable mention recognition as a sophomore in 2017, and he was named to the Conference USA All-Freshman team in 2016.

#### TITANS TIDBITS:

- A two-time state track champion in high school, Jackson runs a 4.47 second 40-yard dash. 'I still work out like a track athlete when I can,' Jackson said. 'I watch it a lot and keep up with it.'
- Jackson lived with and was primarily raised by his paternal grandmother, Delores Madison, after his mother was killed by a home invader when Jackson was 10 years old.
- He has a love of cars that he attributes to his father and uncle, the latter of which does competitive drag racing. Jackson lists his top three cars as a 1969 Camaro, a 1984 Buick Grand National and a Ferrari F40.

#### CAREER TRANSACTIONS:

- The Tallahassee, Fla., native was selected by the Titans in the seventh round (243rd overall) of the 2020 NFL Draft.

#### COLLEGE:

• During a four-year career at Marshall, started 48 games and posted 189 tackles, 6.5 tackles for loss, 2.0 sacks, seven interceptions with one returned for a touchdown, 45 passes defended and two fumble recoveries with one returned for a score on kickoff coverage for the Thundering Herd. Jackson's 45 passes defended rank first in Marshall history and his 48 career starts rank 14th in program history. He earned all-conference recognition in all four of his collegiate seasons.

**AS A SENIOR (2019),** started 11 games and recorded 25 tackles, one interception and a team-high 11 passes defended. Earned first team all-conference recognition.

- Against Cincinnati (9/28), had a season-high five tackles.
- At Charlotte (11/23), notched two tackles and one interception.
- Against Florida International (11/30), tallied three tackles and three passes defended.

**AS A JUNIOR (2018),** started all 13 games and posted 61 tackles, one interception, 15 passes defended and one fumble recovery. Earned second team all-conference honors at defensive back.

- At Old Dominion (10/13), tied a career-high with 10 tackles and posted a career-high four passes defended.

- Against Florida Atlantic (10/20), amassed six tackles, one interception and three passes defended.

**AS A SOPHOMORE (2017),** started 12 games and tallied 62 tackles, 2.5 tackles for loss, one half sack, a team-high three interceptions for 108 yards and one touchdown, a team-high 10 passes defended and recovered one fumble on kickoff coverage that he returned for a score. Named all-conference honorable mention.

- Against Miami (Ohio) (9/2), posted eight tackles, an interception which he returned 72 yards for a touchdown and one pass defended.
- Against Kent State (9/16), amassed six tackles, 0.5 tackle for loss, and a 32-yard interception.
- At Charlotte (10/7), notched five tackles, 0.5 tackle for loss, one interception and two passes defended.
- Against Old Dominion (10/14), recorded six tackles and one fumble recovery on special teams that he returned for a 15-yard touchdown.

**AS A FRESHMAN (2016),** started all 12 games as a true freshman and tallied 41 tackles, four tackles for loss, 1.5 sacks, two interceptions and nine passes defended. Named to the Conference USA All-Freshman team.

- Against Florida Atlantic (10/15), recorded five tackles, 1.5 tackles for loss, one half sack, one interception and one pass defended.
- Against Charlotte (10/22), posted a season-high eight tackles, two tackles for loss, one sack and one 31-yard interception.
- At Missouri (10/1), saw action in his first career game and posted one tackle.
- Graduated from Marshall in December 2019 with a degree in criminal justice.

#### PERSONAL:

- Attended FAMU Developmental Research (Tallahassee, Fla.) School where he was rated as a two-star prospect by Rivals.
- Named a Florida 2A All-State wide receiver as a senior in 2015. Also played safety.
- Jackson was a two-time Florida state high school track champion in the 110-meter hurdles and was a runner up in the 300-meter hurdles.
- Also played basketball.
- List of favorites: (TV show) "Spongebob Squarepants"; (movies) "Shrek," and "Coming to America"; (musician) Kanye West.
- Follow Jackson on Twitter @C3Jack and on Instagram @\_3cjack.
- Son of D'Wayne Jackson and Tanesha Overstreet.
- Has two brothers and two sisters.
- Born Christopher D'Wayne Jackson on April 13, 1998 in Minneapolis, Minn.

**CHRIS JACKSON'S COLLEGE STATISTICS**

SEASON		TACKLES							INTERCEPTIONS					FUMBLES				
Year	Team	GP	GS	Tot	Solo	Asst	Sk	Yds	QBP	TFL	No	Yds	Lg	TD	PD	FF	FR	Yds
2016	Marshall	12	12	41	22	19	1.5	7	0	4.0	2	36	31	0	9	0	0	-
2017	Marshall	12	12	62	31	31	0.5	3	0	2.5	3	108	72t	1	10	0	1	15t
2018	Marshall	13	13	61	40	21	0.0	-	0	0.0	1	21	21	0	15	0	1	2
2019	Marshall	11	11	25	17	8	0.0	-	0	0.0	1	35	35	0	11	0	0	-
<b>Totals</b>		<b>48</b>	<b>48</b>	<b>189</b>	<b>110</b>	<b>79</b>	<b>2.0</b>	<b>10</b>	<b>0</b>	<b>6.5</b>	<b>7</b>	<b>200</b>	<b>72t</b>	<b>1</b>	<b>45</b>	<b>0</b>	<b>2</b>	<b>17</b>

**Single-Game Highs**

Tackles - 10 (Two times, last at Old Dominion 10/13/18)  
 Interceptions - 1 (Seven times, last at Charlotte 11/23/19)  
 Tackles for Loss - 1.5 vs. Florida Atlantic (10/15/16)

Sacks - 1.0 vs. Charlotte (10/22/16)  
 Passes Defensed - 4 at Old Dominion (10/13/18)



# 60 BEN JONES

**CENTER • 6'3" • 308 LBS • COLLEGE: GEORGIA**  
**ACQUIRED: UNRESTRICTED FREE AGENT (HOU) - 2016**  
**NFL EXPERIENCE (NFL/TITANS): 9/5 • HOMETOWN: BRENT, ALA.**  
**GAMES PLAYED/GAMES STARTED: 127/106 (PLAYOFFS: 8/8)**



**Captain: 2019**



**Community Man of the Year: 2019**

**PRO:** The Titans signed Ben Jones early in the 2016 free agency period to bring veteran leadership and experience to the center position and he has provided just that during his tenure with the club. The 6-foot-3-inch, 308-pounder was originally selected by the Houston Texans in the fourth round (99th overall) of the 2012 NFL Draft. The University of Georgia product is a versatile player, having started contests at center and both guard spots in his first four seasons with the Texans.

### CAREER HIGHLIGHTS:

- Jones has started games at center, left guard and right guard during his NFL career and has opened holes for an 1,000-yard rusher in five different seasons.
- In 2019, Jones started 15 games at center and helped Derrick Henry lead the NFL with 1,540 rushing yards.
- In Week 9 of the 2019 season, Jones missed the first game of his eight-year NFL career when he was inactive due to injury. It ended his streak of 120 consecutive games played and 88 consecutive starts. At the time, Jones' consecutive games streak tied Kansas City's Mitchell Schwartz for the longest active streak in the NFL among offensive linemen, and his starting streak ranked first in the NFL among all centers.
- In Week 11 of the 2019 season, Jones returned to the lineup and started his 100th career game.
- Jones made a career-high three postseason starts in 2019.
- In 2018, Jones started all 16 games at center, registering five consecutive seasons with a start in every contest (2014-15 with Houston).
- Jones appeared in his 100th career game in Week 4 of the 2018 season.
- As of the completion of the 2018 season, among NFL offensive linemen listed as centers, Jones ranked first in the NFL with 80 consecutive games started. He had played in 112 consecutive games, which at this point tied for the longest active consecutive games streak among NFL offensive linemen.
- In 2016, Jones centered all 16 games in his first campaign with the Titans and was a part of an offensive front that blocked for the NFL's third-ranked rushing attack which averaged 136.7 rush yards per game.
- In 2015, Jones transitioned to his natural position of center and started all 16 games and the playoff contest for the Texans.
- In 2014, Jones started all 16 contests at left guard.
- As a rookie in 2012, Jones started the final 10 games of the season at right guard and was named the Texans Rookie of the Year.

### TITANS TIDBITS:

- Jones switched from jersey #61 to #60 prior to his senior season at Georgia, to honor his father, Steve, a former collegiate star, who was killed in a helicopter crash when he was 10 years old.
- Jones' pregame ritual consists of walking barefoot on the field "to get a feel for the turf." The routine began before one game with his brother in high school and after enjoying success that night, it has continued ever since.
- When he was 10 years old, Jones suffered a blow to the head with a baseball bat. The impact caused a blood clot to develop on his brain and fractured his skull. The injury kept him out of all athletic activity for a year, proving to be a challenging time for an active and athletic boy. Although it was a tough period in his life, Ben says this time turned him into the man he is today. As soon as he was cleared for activities, Jones threw himself into being the best athlete he could be.
- In 2017, Jones established The Jones Mission Fund at The Community Foundation to provide at-risk youth with opportunities they might otherwise

not have through grants, additional resources and educational opportunities.

- For the past three offseasons, Jones and his wife has hosted the annual Ben Jones Celebrity Clay Shoot. The three events combined have raised more than \$400,000 benefitting The Jones Mission Fund.
- Jones hosts a free Friday Night Lights youth football camp in his native Alabama every June.
- Jones sponsors a trip to a Titans game each fall for the seniors of his high school's football team in Alabama. The experience includes round trip transportation from his hometown, tickets, a private tailgate, swag bags, and a meet-and-greet with a tour of the Titans practice facility after the game with Jones.
- Jones' brother, Clay, played baseball for the University of Alabama and then was drafted by the Detroit Tigers.

### CAREER TRANSACTIONS:

- A native of Brent, Ala., Jones was originally selected by the Houston Texans in the fourth round (99th overall) of the 2012 NFL Draft.
- Signed by the Titans as an unrestricted free agent on March 10, 2016.

### SEASON RECAPS:

- 2019 (15/15, 3/3 - Tennessee):** Started 15 games at center and helped Derrick Henry lead the NFL with 1,540 rushing yards. Was inactive for one game ending his streak of 120 consecutive games played and 88 consecutive starts. Started all three postseason contests at center.
- At Cleveland (9/8), started at center and opened holes for Titans' ball carriers to gain 123 yards on the ground.
  - At Atlanta (9/29), started at center and was a part of an offensive front that did not allow a sack on 27 pass attempts, while opening holes for Titans' ball carriers to gain 138 yards on the ground.
  - Against L.A. Chargers (10/20), started at center and helped the offense amass 403 total yards.
  - At Carolina (11/3), was inactive, ending his streak of 120 consecutive games played and 88 consecutive starts.
  - Against Kansas City (11/10), started his 100th career game at center and helped open holes for Titans' rushers to gain 225 yards on the ground.
  - Against Jacksonville (11/24), started at center and blocked for Titans' ball carriers to gain 219 rushing yards.
  - At Indianapolis (12/1), started at center and helped open holes for Derrick Henry to collect 149 rushing yards on 26 carries.
  - At Oakland (12/8), started at center and was a part of an offensive front that blocked for Titans' ball carriers to gain 161 yards on the ground, while also not allowing a sack on 27 pass attempts.
  - Against Houston (12/15), started at center and was a member of an offensive line that opened holes for Titans' rushers to gain 163 yards on the ground.
  - At Houston (12/29), started at center and was a part of an offensive front that blocked for Derrick Henry to amass 211 yards on the ground and become the NFL's leading rusher in 2019.
  - At New England (1/4), started at center and was a member of an offensive front that opened holes for Derrick Henry to collect 182 yards on the ground.
  - At Baltimore (1/11), started at center and was a part of an offensive line that blocked for Derrick Henry to collect a franchise postseason record 195 rushing yards.

- 2018 (16/16 - Tennessee):** Started all 16 games at center for the third consecutive season with the Titans. Played in his 100th consecutive career NFL contest against Philadelphia (9/30/18).
- At Miami (9/9), started at center and was a member of an offensive front that did not allow a sack on 38 pass attempts.

- At Jacksonville (9/23), started at center and was a part of an offensive front that opened holes for Titans' rushers to gain 150 yards on the ground.
- Against Philadelphia (9/30), started at center in his 100th consecutive contest and was a part of an offensive line that helped amass 397 total yards.
- At Los Angeles Chargers in London (10/21), started at center and helped block for Titans' ball carriers to gain 164 yards on the ground.
- At Dallas (11/5), started at center and helped the Titans' offense accumulate 340 total yards.
- Against New England (11/11), started at center and was a part of an offensive front that opened holes for Titans' rushers to gain 150 yards on the ground.
- Against N.Y. Jets (12/2), started at center and switched to left guard at the start of the third quarter.
- Against Jacksonville (12/6), started at center and helped open holes for Titans' ball carriers to gain 264 yards on the ground, including a franchise-best 238 rushing yards by Derrick Henry. Part of an offensive front that allowed just one sack for zero yards on 24 pass attempts.
- At N.Y. Giants (12/16), started at center and helped block for Titans' rushers to amass 215 yards, including a 170-yard performance by Derrick Henry.
- Against Indianapolis (12/30), started at center and was a member of an offensive front that did not allow a sack on 29 pass attempts.

**2017 (16/16, 2/2 - Tennessee):** Started all 16 games and both postseason contests at center in his second campaign with the Titans. Among NFL offensive linemen presently listed as centers, ranks second in the NFL with 64 consecutive games started.

- Against Oakland (9/10), started at center and was a part of an offensive line that helped produce 350 total yards and allow just one sack on 41 pass attempts.
- At Jacksonville (9/17), started at center, his 50th consecutive start, and opened holes for a rushing attack that amassed 179 yards on 36 carries (5.0 avg.). Member of a unit that allowed just one sack on 27 pass attempts.
- Against Seattle (9/24), started at center and helped block for Titans' ball carriers to collect 195 rushing yards on 35 carries (5.6 avg.). Member of an offensive front that did not allow a sack on 32 pass attempts.
- Against Indianapolis (10/16), started at center and was a member of an offensive front that helped produce 473 total yards and allow just one sack for one yard on 32 pass attempts.
- Against Cincinnati (11/12), started at center and helped open holes for Titans' rushers to gain 180 yards on the ground.
- At Indianapolis (11/26), started at center and was a part of an offensive front that did not allow a sack on 25 pass attempts.
- Against Houston (12/3), started at center and helped open holes for Titans' ball carriers to gain 198 yards on 25 carries with two scores on the ground.
- At Kansas City (1/6), started at center and helped open holes for Titans' ball carriers to gain 202 rushing yards on 31 carries (6.5 avg.) in the Wild Card matchup.

**2016 (16/16 - Tennessee):** Started all 16 games at center in his first season with the Titans and was a part of an offensive front that blocked for the NFL's third-ranked rushing attack which averaged 136.7 rush yards per game.

- Against Minnesota (9/11), made his Titans debut as the starting center.
- At Detroit (9/18), started at center and blocked for an offense that amassed 363 total yards in a 16-15 comeback win.
- Against Oakland (9/25), started at center and was a part of an offensive line that helped produce 393 total yards and allow just one sack on 33 pass attempts.
- At Miami (10/9), started at center and was a member of an offensive front that opened holes for Titans' rushers to gain 235 yards on the ground and did not allow a sack on 29 pass attempts.
- Against Cleveland (10/16), started at center and blocked for an offense that compiled a season-high 407 total yards, including 137 rushing yards.
- Against Jacksonville (10/27), started at center and opened holes for Titans' ball carriers to accumulate 214 yards on the ground. Was a part of an offensive front that did not allow a sack in 23 pass attempts.
- At San Diego (11/6), started at center and was a part of an offensive line that did not allow a sack on 43 pass attempts.
- Against Green Bay (11/13), started at center and blocked for an offense that amassed 446 total yards and six touchdowns in a 47-25 victory against the Packers.
- At Chicago (11/27), started at center and was a member of an offensive

front that did not allow a sack on 23 pass attempts. Blocked for Titans' ball carriers to gain 149 yards on the ground.

- Against Denver (12/11), started at center and was a part of an offensive line that opened holes for Titans' rushers to amass 180 rushing yards on 42 carries in a 13-10 victory over the Broncos.
- At Kansas City (12/18), started at center and helped pave the way for Titans' ball carriers to gain 148 yards on the ground. Member of an offensive front that allowed just one sack for zero yards on 33 pass attempts.

**2015 (16/16, 1/1 - Houston):** Started all 16 games at center and in Wild Card Game against Kansas City (1/9). Extended his streak of consecutive regular season games played to 64, which is the second-longest active streak among NFL centers.

**2014 (16/16 - Houston):** Started all 16 games at left guard in his third season with the Texans.

**2013 (16/1 - Houston):** Played in all 16 games with one start for the Texans.

- At San Francisco (10/6), started at right guard and blocked for a ground game that produced 131 yards.

**2012 (16/10, 2/2 - Houston):** Appeared in all 16 games with 10 starts as a rookie. Was originally drafted as a center, but worked his way into a starting role at right guard. Was a part of seven 100-yard rushing performances by Arian Foster for the NFL's seventh-ranked offense.

- Against Miami (9/9), made his Texans and NFL debut on special teams in the season opener.
- At Jacksonville (9/17), saw action at right guard and was part of an offensive line that cleared the way for Texans running backs to rush for 216 yards and three touchdowns while not allowing Matt Schaub to be sacked.
- At Denver (9/23), helped provide protection for Matt Schaub, enabling him to tie a career-high with four touchdown passes.
- At N.Y. Jets (10/8), helped Arian Foster rush for a season-high 157 yards and a touchdown.

#### COLLEGE:

- Finished his collegiate career ranked third in Georgia history with 49 starts.
- Was a two-time All-SEC selection by the league's coaches and four-time SEC Offensive Lineman of the Week during his career. Was named to Georgia's Team of the Decade.
- As a senior (2011), earned All-SEC first-team honors and was rated the nation's second-best center in the draft by The NFL Draft Report. Named second-team All-SEC honoree by the Associated Press, Phil Steele and the league's coaches for his senior season.
- In his final collegiate season, served as a team captain and started all 14 games at center.
- As a junior (2010), appeared in 13 games making 12 starts. Earned All-SEC second-team honors from The NFL Draft Report.
- As a sophomore (2009), started all 13 games and was named All-SEC second-team by the league's coaches.
- As a freshman (2008), appeared in 13 games making 10 starts at center and was selected a Freshman All-American and Freshman All-SEC. Named Freshman All-American first-team by College Football News, adding second-team honors from The Sporting News and Phil Steele.
- Member of the fall 2009 Georgia Athletic Director's Honor Roll.
- Majored in Health & Physical Education at Georgia.

#### PERSONAL:

- Attended Bibb County High School in Centreville, Ala., where he earned Super Prep All-Dixie Team, Prep Star All-Southeast Region and Alabama Sports Writers Association Class 5A first-team All-State honors as a senior.
- Was a standout first baseman and pitcher on Bibb County's baseball team, where in 2007 he was selected to the Tuscaloosa News West Alabama Baseball All-Star squad. Had a .345 career batting average and collected a school-record 48 RBI in 2007.
- Follow Jones on Instagram at @jones60ben.
- Born Benjamin Jones on July 2, 1989 in Birmingham, Ala.

## BEN JONES' NFL STATISTICS

### REGULAR SEASON

Year	Team	GP	GS
2012	Houston	16	10
2013	Houston	16	1
2014	Houston	16	16
2015	Houston	16	16
2016	Tennessee	16	16
2017	Tennessee	16	16
2018	Tennessee	16	16
2019	Tennessee	15	15
<b>NFL Totals</b>		<b>127</b>	<b>106</b>

### PLAYOFFS

Year	Team	GP	GS
2012	Houston	2	2
2015	Houston	1	1
2017	Tennessee	2	2
2019	Tennessee	3	3
<b>NFL Totals</b>		<b>8</b>	<b>8</b>

### Starts Breakdown:


2012 - RG 10 (Playoffs - RG 2); 2013 - RG 1; 2014 - LG 16; 2015 - C 16 (Playoffs - C 1); 2016 - C 16; 2017 - C 16 (Playoffs - C 2); 2018 - C 16; 2019 - C 15 (Playoffs - C 3)

### Additional Career Statistics

Tackles - 2 (2014), 1 (2015)  
Fumble Recoveries - 1 (2013)

### Additional Career Playoff Statistics

Misc. Tackles - 2 (2015), 1 (2019)



# 90 DAQUAN JONES

DEFENSIVE LINEMAN • 6'4" • 322 LBS • COLLEGE: PENN STATE  
 ACQUIRED: 4TH ROUND - 2014 • NFL EXPERIENCE (NFL/TITANS): 6/6  
 HOMETOWN: JOHNSON CITY, N.Y.  
 GAMES PLAYED/GAMES STARTED: 83/77 (PLAYOFFS: 3/3)

**PRO:** Seeking a big, physical and versatile defensive lineman, the Titans selected Penn State's DaQuan Jones in the fourth round of the 2014 NFL Draft. Since then, he has become one of the mainstays of the Titans defensive lineup, appearing in all 16 games in four of his first six seasons, including every game in 2018 and 2019. Jones offers an impressive combination of size, athleticism, intelligence and power. The 6-foot-4-inch, 322-pounder earned a full-time role as a 3-4 defensive end by his second season but has the ability to play multiple spots on the line. He was signed to a new multi-year contract extension in 2018.

### CAREER HIGHLIGHTS:

- In 2019, Jones started all 16 games for the fourth time in his career and for the second consecutive season. He achieved career highs with 21 quarterback pressures and three passes defended.
- In 2018, Jones started all 16 games for the third time in his career. His 39 tackles made up the second-highest total of his career and included a career-high four tackles for loss.
- In 2016, Jones joined Brian Orakpo as the only two Titans to start every game from 2015–2016.
- Against Houston in the 2016 season finale (1/1/17), recovered a Tom Savage fumble in the end zone for his first career touchdown.
- In 2015, Jones was one of four members of the team to start all 16 games, holding down a spot at defensive end for the duration of the campaign. He totaled 67 tackles, 15 quarterback pressures, two tackles for loss and a fumble recovery.
- As a rookie in 2014, Jones played in seven games with one start. He posted his first career sack against Indianapolis on Dec. 28.
- As a senior at Penn State, Jones earned first-team All-Big Ten Conference honors and was named Penn State's Outstanding Senior Player and the recipient of the team's Reid-Robinson Award. He was one of the team's leaders who opted to stay with the program during a time of turmoil.

### TITANS TIDBITS:

- Jones has a reputation as an upbeat, positive influence. "I've always had that positive mindset, even when things weren't as good," he says. "The guys laugh at me sometimes because I'm always smiling ... It's not that I'm happy all the time, but I just feel like in today's world, if you let anything get you down, it will. The smallest thing will turn into the biggest problem if you let it, so I just try my best to keep a positive mindset."
- Jones majored in criminal justice at Penn State and spent a portion of his 2013 summer as an intern observing the Spring Township Police Department near State College.
- Jones entered the Penn State program after being rated the second-best offensive lineman in the nation during his playing days at Johnson City High School. He switched to the other side of the ball and made an immediate impact as a true freshman.
- Jones lists his father, Steve, as the most inspirational person in his life. Steve raised DaQuan as a single father and one of his father's greatest traits is that he works extremely hard in everything he does. Steve works as an executive chef at Cornell University.
- Jones is in the process of launching his own non-profit organization called "Create Your Legacy." In June 2019, he hosted the DaQuan Jones Create Your Legacy Football Camp for more than 100 kids ages 11-18 at Johnson City (N.Y.) High School.
- Jones has four dogs, one of which he named Titan.

### CAREER TRANSACTIONS:

- The Johnson City, N.Y., native was selected by the Titans in the fourth

round (112th overall) of the 2014 NFL Draft.

### SEASON RECAPS:

**2019 (16/16, 3/3):** Started all 16 games at nose tackle and ranked third on the team with 21 quarterback pressures. Also posted 50 tackles, a sack, a stop for loss and three passes defended. Started all three postseason contests and notched nine tackles, a half sack and three quarterback pressures. Tied for the team lead in sacks once (vs. BUF). Tied for the team lead in quarterback pressures twice (at ATL, vs. LAC). Tied for the team lead in passes defended once (vs. JAX).

- At Cleveland (9/8), collected three tackles, a stop for loss and a quarterback pressure. Teamed with Sharif Finch to stuff Nick Chubb for a three-yard loss on a rush off left guard in the opening quarter.
- At Atlanta (9/29), registered a tackle and a career-best four quarterback pressures.
- Against Buffalo (10/6), notched three tackles, including a sack and two quarterback pressures. Halted a Bills' drive by chasing Josh Allen out of bounds for a sack on third-and-seven in the opening quarter. Stuffed Frank Gore for no gain on a rush off right tackle in the second stanza.
- Against L.A. Chargers (10/20), posted three tackles, while tying for the team lead with four quarterback pressures. Stonewalled Melvin Gordon for no gain on a rush off left guard in the second quarter.
- At Carolina (11/3), started at defensive end and produced six tackles, a quarterback pressure and a pass defended. Batted down a Kyle Allen pass at the line of scrimmage early in the second quarter.
- Against Jacksonville (11/24), notched two tackles, including a quarterback pressure and a pass defended. Batted down a pass intended for Ben Koyack at the line of scrimmage in the second quarter.
- Against Houston (12/15), totaled five tackles and a quarterback pressure. Stuffed Carlos Hyde for no gain on a rush off right tackle in the third quarter. Stonewalled Hyde for no gain on a rush up the middle late in the fourth quarter.
- At New England (1/4), made his postseason debut as a starter at defensive end and posted three tackles. Stopped Rex Burkhead at the one-yard line on second-and-goal during the Titans' goalline stand in the second quarter.
- At Baltimore (1/11), recorded two tackles and two quarterback pressures.
- At Kansas City (1/19), registered four tackles, including a half sack and a quarterback pressure. Teamed with Jurrell Casey to sack Patrick Mahomes in the fourth quarter.

**2018 (16/16):** Started all 16 games at defensive end and collected 39 tackles, 14 quarterback pressures, a career-best four tackles for loss and a pass defended. Tied for the team lead in quarterback pressures once (vs. IND).

- Against Philadelphia (9/30), notched two tackles and three quarterback pressures. Teamed with Derrick Morgan to stop Jay Ajayi for no gain on a rush off right tackle in the fourth quarter.
- At Buffalo (10/7), tied a career-high with seven tackles, including two stops for loss and two quarterback pressures. Stonewalled LeSean McCoy for a two-yard loss on a rush off left end in the first quarter. Burst through the line and leveled LeSean McCoy for a five-yard loss on a rush off right guard in the second stanza. Combined with Jurrell Casey to stop Chris Ivory for a two-yard loss on a rush up the middle in the third quarter.
- Against Baltimore (10/14), started at defensive end and amassed three tackles, a quarterback pressure and a pass defended. Stonewalled Alex Collins for a two-yard loss on a rush up the middle in the second stanza. Knocked down a third-and-nine pass intended for Mark Andrews early in the fourth quarter.

- At Los Angeles Chargers in London (10/21), started at defensive end and tallied three tackles, including a stop for loss and a quarterback pressure. Shot through the line and dropped Austin Ekeler for a three-yard loss on a rush off left tackle early in the final stanza.
- At N.Y. Giants (12/16), started at defensive end and posted two tackles and a quarterback pressure in the Titans' first shutout win since 2000.

**2017 (12/12, 0/0):** Started 12 games at defensive end and posted 36 tackles, a career-high 3.5 sacks, nine quarterback pressures and a stop for loss. Placed on injured reserve on Dec. 4, 2017. Registered a career-high two sacks at Indianapolis (11/26/17). Led the team in sacks twice (at IND, vs. HOU).

- Against Oakland (9/10), posted four tackles. Stuffed DeAndré Washington for no gain on a rush off left guard in the second quarter.
- At Miami (10/8), totaled six tackles. Stuffed Kenyan Drake for no gain on a rush off left end in the second quarter. Teamed with Erik Walden to stuff Jay Ajayi for a one-yard loss on a rush off left guard in the fourth quarter.
- At Indianapolis (11/26), started at defensive end in his 50th career game and registered five tackles, including a career-best two sacks, a stop for loss and three quarterback pressures. Dropped Jacoby Brissett for an eight-yard sack on third-and-10 during the Colts' opening drive of the game. Stuffed Frank Gore for a three-yard loss on a rush up the middle in the first quarter. Sacked Brissett for a one-yard loss in the second stanza.
- Against Houston (12/3), produced three tackles, including a team-best 1.5 sacks and a quarterback pressure. Left the game early in the third quarter with an injury. Combined with Avery Williamson to stuff Lamar Miller for no gain on a rush off left guard in the first quarter. Dropped Tom Savage for a seven-yard sack late in the second quarter. Halted a Texans' drive by teaming with Brian Orakpo to sack Tom Savage for an eight-yard loss on third-and-10 late in the second quarter.

**2016 (16/16):** Started all 16 games at defensive end for the second consecutive season and collected 29 tackles, 1.5 sacks, eight quarterback pressures, a stop for loss and a fumble recovery for a touchdown. Tied for the team lead in sacks once (at KC). Notched his first career NFL touchdown with a fumble recovery in the end zone against Houston (1/1/17).

- At Miami (10/9), registered a tackle for loss. Stonewalled Kenyan Drake for a two-yard loss on a rush off right tackle late in the second quarter.
- Against Indianapolis (10/23), collected three tackles. Teamed with David Bass to stuff Frank Gore for no gain on a rush off right guard in the fourth quarter.
- At San Diego (11/6), tied a career-high with seven tackles and a quarterback pressure. Stopped Melvin Gordon for no gain on a goal line rush off left guard in the third quarter.
- Against Green Bay (11/13), notched three tackles, including a sack and two quarterback pressures. Ended a Packers' drive by sacking Aaron Rodgers for a 10-yard loss on third-and-13 in the opening stanza.
- Against Denver (12/11), collected a tackle. Combined with Brice McCain to stuff Justin Forsett for a two-yard loss on a rush off right tackle in the fourth quarter.
- At Kansas City (12/18), tallied a half sack and a quarterback pressure. Teamed with Brian Orakpo to drop Alex Smith for a four-yard sack in the third quarter.
- At Jacksonville (12/24), posted four tackles. Stuffed Corey Grant for no gain on a rush off right guard in the opening stanza.
- Against Houston (1/1), registered a tackle and a fumble recovery that resulted in his first career touchdown. Recovered a Tom Savage fumble in the end zone after a Sean Spence strip-sack to give the Titans an early 7-0 lead with 9:57 left to play in the opening stanza.

**2015 (16/16):** Started all 16 games at defensive end and registered 67 tackles, 15 quarterback pressures, two stops for loss and a fumble recovery. Tied for the team lead in quarterback pressures twice (vs. BUF, at NYJ).

- At Tampa Bay (9/13), led all Titans defensive linemen with a career-high seven tackles, including a stop for loss. Teamed with Karl Klug to stuff Doug Martin for no gain on a rush off right guard at the end of the first quarter. Stuffed Jorvorskie Lane for no gain on a rush off right guard in the third quarter. Combined with Wesley Woodyard to stuff Bobby Rainey for a two-yard loss on a rush up the middle in the fourth quarter.
- Against Buffalo (10/11), posted three tackles and two quarterback pressures. Combined with Zach Brown to stonewall Cierre Wood for no gain on a rush off left end in the second stanza.
- At Houston (11/1), registered six tackles and a quarterback pressure.

Combined with Derrick Morgan to stop Alfred Blue for no gain on a rush off right tackle in the second quarter.

- At New Orleans (11/8), totaled five tackles and two quarterback pressures. Combined with Angelo Blackson to stuff Mark Ingram for no gain on a goalline rush early in the second quarter. Halted a Saints' drive by combining with Michael Griffin to stuff Mark Ingram for no gain on a third-and-one rush early in the third quarter. Stonewalled Mark Ingram for no gain on a rush off right guard late in the third quarter.
- Against Carolina (11/15), tallied four tackles, including a stop for loss. Crashed through the line and dropped Jonathan Stewart for a five-yard loss on rush off left guard in the second quarter.
- Against Oakland (11/29), recorded two tackles, a fumble recovery and a quarterback pressure. Recovered a Derek Carr botched snap in the fourth quarter.
- At New England (12/20), tallied five tackles and a quarterback pressure. Combined with Avery Williamson to stuff Brandon Bolden for no gain on a rush off right tackle in the final stanza. Stonewalled Joey Iosefa for a one-yard loss on a rush up the middle late in the fourth quarter.

**2014 (7/1):** Appeared in seven games with one start at defensive end during his rookie campaign and registered 13 tackles, a sack, three quarterback pressures, two stops for loss and a forced fumble. Was inactive for eight games and did not play in one contest. Made his NFL debut at Indianapolis (9/28/14). Made his first career NFL start and notched his first career sack against Indianapolis (12/28/14). Led the team in sacks once (vs. IND).

- At Indianapolis (9/28), made his NFL debut as a reserve defensive tackle and amassed his first career tackle.
- At Philadelphia (11/23), saw action as a reserve defensive tackle and amassed two tackles, including a stop for loss. Stuffed Chris Polk for a two-yard loss on a rush up the middle in the final stanza.
- At Jacksonville (12/18), saw action as a reserve at defensive end and registered two tackles, including a stop for loss. Combined with Avery Williamson to stuff Toby Gerhart for no gain on a rush up the middle in the fourth quarter.
- Against Indianapolis (12/28), registered his first career NFL start and tallied a career-high six tackles, his first career sack, a forced fumble and two quarterback pressures. Dropped Andrew Luck for a seven-yard sack while forcing a fumble that was recovered by the Colts in the first quarter.

#### COLLEGE:

- Started 23 of 46 games at Penn State, with all of his starting assignments coming during the last two seasons. Jones finished his career with 92 tackles, adding 4.5 sacks for minus 28 yards, 15.5 stops for losses totaling 55 yards, two fumble recoveries and a pass deflection.
- As a senior (2013), was first-team All-Big Ten Conference by the league's coaches and second-team All-Conference by the media and BTN.com. Was named Penn State's Outstanding Senior Player and the recipient of the team's Reid-Robinson Award. Also named to the Outland Trophy Watch List. Named Most Valuable Player by his teammates after the season. Started all 12 games at defensive tackle, finishing fifth on the team with a career-high 56 tackles (33 solos). His tackle total was the most for any interior defensive lineman in the Big Ten during the 2013 campaign. Added three sacks for minus 21 yards and led the Nittany Lions with 11.5 stops for losses of 42 yards and also recovered one fumble.
- As a junior (2012), secured a starting role during training camp and started the first 11 games at defensive tackle. Recorded 22 tackles, with an assisted sack, two stops for losses of six yards, a fumble recovery and a pass deflection. Played an instrumental role for a defense that ranked second in the Big Ten Conference and 16th nationally in scoring defense at 19.1 points per game, as the Nittany Lions held six teams to 17 or fewer points.
- As a sophomore (2011), was a top reserve at defensive tackle and played in all 13 games, recording eight tackles.
- As a freshman (2010), held out of the initial four games for a possible redshirt season, but his play in practice and potential got him on the field. Made his debut in the Big Ten-opener at Iowa and played in the final nine games. Was one of seven true freshmen to play, registering six tackles, including a sack and two tackles for loss.
- Majored in criminal justice at Penn State.

#### PERSONAL:

- Married to Alexis, the couple splits time between Nashville and Johnson City, N.Y., with their daughter, Mya.
- Attended Johnson City (N.Y.) Senior High School and was rated as the second-best offensive lineman in the state by Rivals.com.

- Was a standout on both sides of the ball and earned four-star prospect status from Scout.com. Recorded 60 tackles as a senior.
- Totaled 70 tackles during his junior season, and also posted three sacks and recovered four fumbles.
- Served as football and basketball team captain and was also a member of the track and field team throwing the shot put.
- List of favorites: (movie) "Captain America: The Winter Soldier"; (TV show) "Supernatural"; (actor) Martin Lawrence; (music artist) Jay-Z; (school subject) criminal justice; (car) Mercedes S Class; (video game) NBA 2K; (food) dad's chicken parmesan; (book) "The Five People You Meet in Heaven" by Mitch Albom; and (pro sports team as a child) Philadelphia Eagles.
- Follow Jones on Twitter at @RiDQulous\_98.
- Follow Jones on Instagram at @dqj\_90.
- Born DaQuan Steven Jones on Dec. 27, 1991 in Johnson City, N.Y.

## DaQUAN JONES' GAME-BY-GAME

### 2014 Tennessee Titans

Date	Opp	W/L	P/S	Tot Solo Asst	Sk - Yds	QBP	TFL	Int - Yds -TD	PD	FF	FR - Yds	SpT
Sept 7	@ KC	W	IA									
Sept 14	Dal	L	IA									
Sept 21	@ Cin	L	IA									
Sept 28	@ Ind	L	p	1 0 1	0.0 0.0	0	0 0	0 0 0 0 0 0	0	0	0	0
Oct 5	Cle	L	IA									
Oct 12	Jax	W	DNP									
Oct 19	@ Was	L	p	1 0 1	0.0 0.0	0	0 0	0 0 0 0 0 0	0	0	0	0
Oct 26	Hou	L	IA									
Nov 9	@ Bal	L	p	0 0 0	0.0 0.0	0	0 0	0 0 0 0 0 0	0	0	0	0
Nov 17	Pit	L	IA									
Nov 23	@ Phi	L	p	2 1 1	0.0 0.0	0	1 0	0 0 0 0 0 0	0	0	0	0
Nov 30	@ Hou	L	IA									
Dec 7	NYG	L	IA									
Dec 14	NYJ	L	p	1 1 0	0.0 0.0	1	0 0	0 0 0 0 0 0	0	0	0	0
Dec 18	@ Jax	L	p	2 1 1	0.0 0.0	0	1 0	0 0 0 0 0 0	0	0	0	0
Dec 28	Ind	L	S	6 4 2	1.0 1.0	2	0 0	0 0 0 0 1 0	0	0	0	0
<b>Totals</b>	<b>2-14</b>	<b>7/1</b>		<b>13 7 6</b>	<b>1.0 1.0</b>	<b>3</b>	<b>2 0</b>	<b>0 0 0 0 1 0</b>	<b>0</b>	<b>0</b>	<b>0</b>	<b>0</b>

### 2015 Tennessee Titans

Date	Opp	W/L	P/S	Tot Solo Asst	Sk - Yds	QBP	TFL	Int - Yds -TD	PD	FF	FR - Yds	SpT
Sept 13	@ TB	W	S	7 7 0	0.0 0.0	0	1 0	0 0 0 0 0 0	0	0	0	0
Sept 20	@ Cle	L	S	2 2 0	0.0 0.0	1	0 0	0 0 0 0 0 0	0	0	0	0
Sept 27	Ind	L	S	4 2 2	0.0 0.0	0	0 0	0 0 0 0 0 0	0	0	0	0
Oct 11	Buf	L	S	3 1 2	0.0 0.0	2	0 0	0 0 0 0 0 0	0	0	0	0
Oct 18	Mia	L	S	6 2 4	0.0 0.0	0	0 0	0 0 0 0 0 0	0	0	0	0
Oct 25	Atl	L	S	4 2 2	0.0 0.0	0	0 0	0 0 0 0 0 0	0	0	0	0
Nov 1	@ Hou	L	S	6 5 1	0.0 0.0	1	0 0	0 0 0 0 0 0	0	0	0	0
Nov 8	@ NO	W	S	5 4 1	0.0 0.0	2	0 0	0 0 0 0 0 0	0	0	0	0
Nov 15	Car	L	S	4 1 3	0.0 0.0	1	1 0	0 0 0 0 0 0	0	0	0	0
Nov 19	@ Jax	L	S	3 3 0	0.0 0.0	2	0 0	0 0 0 0 0 0	0	0	0	0
Nov 29	Oak	L	S	2 1 1	0.0 0.0	1	0 0	0 0 0 0 0 1	0	0	0	0
Dec 6	Jax	W	S	3 1 2	0.0 0.0	1	0 0	0 0 0 0 0 0	0	0	0	0
Dec 13	@ NYJ	L	S	3 3 0	0.0 0.0	2	0 0	0 0 0 0 0 0	0	0	0	0
Dec 20	@ NE	L	S	5 4 1	0.0 0.0	1	0 0	0 0 0 0 0 0	0	0	0	0
Dec 27	Hou	L	S	5 3 2	0.0 0.0	1	0 0	0 0 0 0 0 0	0	0	0	0
Jan 3	@ Ind	L	S	5 4 1	0.0 0.0	0	0 0	0 0 0 0 0 0	0	0	0	0
<b>Totals</b>	<b>3-13</b>	<b>16/16</b>		<b>67 45 22</b>	<b>0.0 0.0</b>	<b>15</b>	<b>2 0</b>	<b>0 0 0 0 0 1</b>	<b>0</b>	<b>0</b>	<b>0</b>	<b>0</b>

### 2016 Tennessee Titans

Date	Opp	W/L	P/S	Tot Solo Asst	Sk - Yds	QBP	TFL	Int - Yds -TD	PD	FF	FR - Yds	SpT
Sept 11	Min	L	S	1 0 1	0.0 0.0	1	0 0	0 0 0 0 0 0	0	0	0	0
Sept 18	@ Det	W	S	1 0 1	0.0 0.0	0	0 0	0 0 0 0 0 0	0	0	0	0
Sept 25	Oak	L	S	1 0 1	0.0 0.0	0	0 0	0 0 0 0 0 0	0	0	0	0
Oct 2	@ Hou	L	S	3 3 0	0.0 0.0	0	0 0	0 0 0 0 0 0	0	0	0	0
Oct 9	@ Mia	W	S	1 1 0	0.0 0.0	0	1 0	0 0 0 0 0 0	0	0	0	0
Oct 16	Cle	W	S	1 1 0	0.0 0.0	1	0 0	0 0 0 0 0 0	0	0	0	0
Oct 23	Ind	L	S	3 2 1	0.0 0.0	0	0 0	0 0 0 0 0 0	0	0	0	0
Oct 27	Jax	W	S	1 0 1	0.0 0.0	2	0 0	0 0 0 0 0 0	0	0	0	0
Nov 6	@ SD	L	S	7 6 1	0.0 0.0	1	0 0	0 0 0 0 0 0	0	0	0	0
Nov 13	GB	W	S	3 1 2	1.0 10.0	2	0 0	0 0 0 0 0 0	0	0	0	0
Nov 20	@ Ind	L	S	0 0 0	0.0 0.0	0	0 0	0 0 0 0 0 0	0	0	0	0
Nov 27	@ Chi	W	S	0 0 0	0.0 0.0	0	0 0	0 0 0 0 0 0	0	0	0	0
Dec 11	Den	W	S	1 0 1	0.0 0.0	0	0 0	0 0 0 0 0 0	0	0	0	0
Dec 18	@ KC	W	S	1 0 1	0.5 2.0	1	0 0	0 0 0 0 0 0	0	0	0	0
Dec 24	@ Jax	L	S	4 3 1	0.0 0.0	0	0 0	0 0 0 0 0 0	0	0	0	0
Jan 1	Hou	W	S	1 1 0	0.0 0.0	0	0 0	0 0 0 0 0 1	0	0	0	0
<b>Totals</b>	<b>9-7</b>	<b>16/16</b>		<b>29 18 11</b>	<b>1.5 12.0</b>	<b>8</b>	<b>1 0</b>	<b>0 0 0 0 0 1</b>	<b>0</b>	<b>0</b>	<b>0</b>	<b>0</b>

### 2017 Tennessee Titans

Date	Opp	W/L	P/S	Tot Solo Asst	Sk - Yds	QBP	TFL	Int - Yds -TD	PD	FF	FR - Yds	SpT
Sept 10	Oak	L	S	4 1 3	0.0 0.0	0	0 0	0 0 0 0 0 0	0	0	0	0
Sept 17	@ Jax	W	S	1 1 0	0.0 0.0	0	0 0	0 0 0 0 0 0	0	0	0	0
Sept 24	Sea	W	S	1 0 1	0.0 0.0	0	0 0	0 0 0 0 0 0	0	0	0	0
Oct 1	@ Hou	L	S	2 1 1	0.0 0.0	1	0 0	0 0 0 0 0 0	0	0	0	0
Oct 8	@ Mia	L	S	6 6 0	0.0 0.0	0	0 0	0 0 0 0 0 0	0	0	0	0
Oct 16	Ind	W	S	3 1 2	0.0 0.0	0	0 0	0 0 0 0 0 0	0	0	0	0
Oct 22	@ Cle	W	S	6 5 1	0.0 0.0	2	0 0	0 0 0 0 0 0	0	0	0	0
Nov 5	Bal	W	S	3 2 1	0.0 0.0	0	0 0	0 0 0 0 0 0	0	0	0	0
Nov 12	Cin	W	S	0 0 0	0.0 0.0	0	0 0	0 0 0 0 0 0	0	0	0	0
Nov 16	@ Pit	L	S	2 1 1	0.0 0.0	2	0 0	0 0 0 0 0 0	0	0	0	0
Nov 26	@ Ind	W	S	5 4 1	2.0 9.0	3	1 0	0 0 0 0 0 0	0	0	0	0
Dec 3	Hou	W	S	3 2 1	1.5 11.0	1	0 0	0 0 0 0 0 0	0	0	0	0
Dec 10	@ Ari											
Placed on injured reserve on Dec. 4, 2017												
<b>Totals</b>	<b>8-4</b>	<b>12/12</b>		<b>36 24 12</b>	<b>3.5 20.0</b>	<b>9</b>	<b>1 0</b>	<b>0 0 0 0 0 0</b>	<b>0</b>	<b>0</b>	<b>0</b>	<b>0</b>

### 2018 Tennessee Titans

Date	Opp	W/L	P/S	Tot Solo Asst	Sk - Yds	QBP	TFL	Int - Yds -TD	PD	FF	FR - Yds	SpT
Sept 9	@ Mia	L	S	2 1 1	0.0 0.0	1	0 0	0 0 0 0 0 0	0	0	0	0
Sept 16	Hou	W	S	2 1 1	0.0 0.0	2	0 0	0 0 0 0 0 0	0	0	0	0
Sept 23	@ Jax	W	S	1 1 0	0.0 0.0	0	0 0	0 0 0 0 0 0	0	0	0	0
Sept 30	Phi	W	S	2 2 0	0.0 0.0	3	0 0	0 0 0 0 0 0	0	0	0	0
Oct 7	@ Buf	L	S	7 4 3	0.0 0.0	0	2 0	0 0 0 0 0 0	0	0	0	0
Oct 14	Bal	L	S	3 3 0	0.0 0.0	1	1 0	0 0 0 1 0 0	0	0	0	0
Oct 21	@ LAC	L	S	3 1 2	0.0 0.0	1	1 0	0 0 0 0 0 0	0	0	0	0
Nov 5	@ Dal	W	S	1 0 1	0.0 0.0	1	0 0	0 0 0 0 0 0	0	0	0	0
Nov 11	NE	W	S	2 1 1	0.0 0.0	0	0 0	0 0 0 0 0 0	0	0	0	0
Nov 18	@ Hou	L	S	0 0 0	0.0 0.0	0	0 0	0 0 0 0 0 0	0	0	0	0
Nov 26	@ Hou	L	S	3 0 3	0.0 0.0	1	0 0	0 0 0 0 0 0	0	0	0	0
Dec 2	NYJ	W	S	3 1 2	0.0 0.0	0	0 0	0 0 0 0 0 0	0	0	0	0
Dec 6	Jax	W	S	3 1 2	0.0 0.0	2	0 0	0 0 0 0 0 0	0	0	0	0
Dec 16	@ NYG	W	S	2 0 2	0.0 0.0	1	0 0	0 0 0 0 0 0	0	0	0	0
Dec 22	Was	W	S	3 1 2	0.0 0.0	0	0 0	0 0 0 0 0 0	0	0	0	0
Dec 30	Ind	L	S	2 2 0	0.0 0.0	1	0 0	0 0 0 0 0 0	0	0	0	0
<b>Totals</b>	<b>9-7</b>	<b>16/16</b>		<b>39 19 20</b>	<b>0.0 0.0</b>	<b>14</b>	<b>4 0</b>	<b>0 0 0 1 0 0</b>	<b>0</b>	<b>0</b>	<b>0</b>	<b>0</b>

### 2019 Tennessee Titans

Date	Opp	W/L	P/S	Tot Solo Asst	Sk - Yds	QBP	TFL	Int - Yds -TD	PD	FF	FR - Yds	SpT
Sept 8	@ Cle	W	S	3 2 1	0.0 0.0	1	1 0	0 0 0 0 0 0	0	0	0	0
Sept 15	Ind	L	S	6 5 1	0.0 0.0	0	0 0	0 0 0 0 0 0	0	0	0	0
Sept 19	@ Jax	L	S	2 1 1	0.0 0.0	1	0 0	0 0 0 0 0 0	0	0	0	0
Sept 29	@ Atl	W	S	1 0 1	0.0 0.0	4	0 0	0 0 0 0 0 0	0	0	0	0
Oct 6	Buf	L	S	3 3 0	1.0 0.0	2	0 0	0 0 0 0 0 0	0	0	0	0
Oct 13	@ Den	L	S	2 2 0	0.0 0.0	0	0 0	0 0 0 0 0 0	0	0	0	0
Oct 20	LAC	W	S	3 2 1	0.0 0.0	4	0 0	0 0 0 0 0 0	0	0	0	0
Oct 27	TB	W	S	4 3 1	0.0 0.0	0	0 0	0 0 0 0 1 0	0	0	0	0
Nov 3	@ Car	L	S	6 3 3	0.0 0.0	1	0 0	0 0 0 1 0 0	0	0	0	0
Nov 10	KC	W	S	3 2 1	0.0 0.0	1	0 0	0 0 0 0 0 0	0	0	0	0
Nov 24	Jax	W	S	2 2 0	0.0 0.0	1	0 0	0 0 0 0 1 0	0	0	0	0
Dec 1	@ Ind	W	S	3 2 1	0.0 0.0	2	0 0	0 0 0 0 0 0	0	0	0	0
Dec 8	@ Oak	W	S	2 1 1	0.0 0.0	1	0 0	0 0 0 0 0 0	0	0	0	0
Dec 15	Hou	L	S	5 4 1	0.0 0.0	1	0 0	0 0 0 0 0 0	0	0	0	0
Dec 22	NO	L	S	3 1 2	0.0 0.0	1	0 0	0 0 0 0 0 0	0	0	0	0
Dec 29	@ Hou	W	S	2 1 1	0.0 0.0	1	0 0	0 0 0 0 0 0	0	0	0	0
<b>Totals</b>	<b>9-7</b>	<b>16/16</b>		<b>50 34 16</b>	<b>1.0 0.0</b>	<b>21</b>	<b>1 0</b>	<b>0 0 0 3 0 0</b>	<b>0</b>	<b>0</b>	<b>0</b>	<b>0</b>

### Playoffs

Jan 4	@ NE	W	S	3 1 2	0.0 0.0	0	0 0
-------	------	---	---	-------	---------	---	-----



## DaQUAN JONES' NFL STATISTICS

REGULAR SEASON				TACKLES							INTERCEPTIONS					FUMBLES			
Year	Team	GP	GS	Tot	Solo	Asst	Sk	Yds	QBP	TFL	No	Yds	Lg	TD	PD	FF	FR	Yds	SpT
2014	Tennessee	7	1	13	7	6	1.0	1.0	3	2	0	0	0	0	0	1	0	0	0
2015	Tennessee	16	16	67	45	22	0.0	0.0	15	2	0	0	0	0	0	0	1	0	0
2016	Tennessee	16	16	29	18	11	1.5	12.0	8	1	0	0	0	0	0	0	1	0	0
2017	Tennessee	12	12	36	24	12	3.5	20.0	9	1	0	0	0	0	0	0	0	0	0
2018	Tennessee	16	16	39	19	20	0.0	0.0	14	4	0	0	0	0	1	0	0	0	0
2019	Tennessee	16	16	50	34	16	1.0	0.0	21	1	0	0	0	0	3	0	0	0	0
<b>NFL Totals</b>		<b>83</b>	<b>77</b>	<b>234</b>	<b>147</b>	<b>87</b>	<b>7.0</b>	<b>33.0</b>	<b>70</b>	<b>11</b>	<b>0</b>	<b>0</b>	<b>0</b>	<b>0</b>	<b>4</b>	<b>1</b>	<b>2</b>	<b>0</b>	<b>0</b>

PLAYOFFS				TACKLES							INTERCEPTIONS					FUMBLES			
Year	Team	GP	GS	Tot	Solo	Asst	Sk	Yds	QBP	TFL	No	Yds	Lg	TD	PD	FF	FR	Yds	SpT
2017	Tennessee	0	0	0	0	0	0.0	0.0	0	0	0	0	0	0	0	0	0	0	0
2019	Tennessee	3	3	9	3	6	0.5	0.0	3	0	0	0	0	0	0	0	0	0	0
<b>NFL Totals</b>		<b>3</b>	<b>3</b>	<b>9</b>	<b>3</b>	<b>6</b>	<b>0.5</b>	<b>0.0</b>	<b>3</b>	<b>0</b>	<b>0</b>	<b>0</b>	<b>0</b>	<b>0</b>	<b>0</b>	<b>0</b>	<b>0</b>	<b>0</b>	<b>0</b>

### Single-Game Highs

Tackles - 7 (Three times, last at Buffalo 10/7/18)  
 Sacks - 2 at Indianapolis (11/26/17)  
 Quarterback Pressures - 4 (Twice, last vs. L.A. Chargers 10/20/19)  
 Forced Fumble - 1 vs. Indianapolis (12/28/14)  
 Pass Defensed - 1 (Four times, last vs. Jacksonville 11/24/19)  
 Fumble Recovery - 1 (Twice, last vs. Houston 1/1/17)  
 Touchdowns - 1 - fumble recovery in the end zone vs. Houston, (1/1/17)

### Playoff Single-Game Highs

Tackles - 4 at Kansas City (1/19/20)  
 Sacks - 0.5 at Kansas City (1/19/20)  
 Quarterback Pressures - 2 at Baltimore (1/11/20)



# 7 GREG JOSEPH

KICKER • 6'0" • 210 LBS • COLLEGE: FLORIDA ATLANTIC  
 ACQUIRED: FREE AGENT - 2019 • NFL EXPERIENCE (NFL/TITANS): 2/1  
 HOMETOWN: BOCA RATON, FLA.  
 GAMES PLAYED/GAMES STARTED: 16/0 (PLAYOFFS: 3/0)

**PRO:** A veteran kicker in his second NFL campaign, Greg Joseph joined the Titans prior to Week 16 of the 2019 regular season after Ryan Succop was placed on injured reserve. He connected on all of his kicks (18 extra points and a field goal) with Tennessee during his two regular season games and three postseason contests with the club in 2019. Joseph spent his rookie campaign with the Cleveland Browns in 2018, where he converted 17 of 20 field goal attempts and 25 of 29 extra points. The 6-foot, 210-pounder has also spent time with the Miami Dolphins and Carolina Panthers during his career.

#### TITANS TIDBITS:

- Joseph was born in Johannesburg, South Africa and lived in the country until he was seven years old when his family moved to Florida.
- Joseph played for the same youth soccer club as United States men's national team forward Jozy Altidore. Altidore is four years older than Joseph so the two never played on the same team, but the two players reunited during the 2019 offseason when the U.S. national team visited Cleveland in late June.

#### CAREER TRANSACTIONS:

- The Johannesburg, South Africa native was originally signed by the Miami Dolphins as a rookie free agent on May 10, 2018.
- Waived by the Dolphins on Sept. 1, 2018.
- Signed by the Cleveland Browns on Sept. 17, 2018.
- Waived by the Browns on Aug. 31, 2019.
- Signed by the Carolina Panthers to their practice squad on Nov. 25, 2019.
- Signed by the Titans off the Panthers' practice squad on Dec. 18, 2019.

#### SEASON RECAPS:

**2019 (2/0, 3/0 - Tennessee):** Played in two games and connected on all nine extra point chances. Appeared in all three postseason contests and made good on his lone field goal and all nine extra point attempts. Spent three weeks on the Carolina Panthers' practice squad before joining the Titans active roster on Dec. 18.

- Against New Orleans (12/22), made his Titans debut and connected on all four extra point chances. Registered a special teams tackle on coverage units.
- At Houston (12/29), connected on all five extra point chances and collected six touchbacks on six kickoffs.
- At New England (1/4), made both of his extra point tries and posted three touchbacks on four kickoffs.
- At Baltimore (1/11), made good on all four extra point chances. Registered two touchbacks on five kickoffs.
- At Kansas City (1/19), connected on his lone field goal (30) and all three extra point attempts. Collected a special teams tackle on coverage units. Gave the Titans an early 3-0 lead with his first field goal with the Titans from 30 yards out.

**2018 (14/0 - Cleveland):** Played in 14 contests and set the Browns rookie records for points scored (76) and field goals (17). Converted 17 of 20 field goal attempts (85.0 percent) and 25 of 29 extra points (86.2 percent).

- Against N.Y. Jets (9/20), in 21-17 primetime victory, converted both field goal attempts (45, 27) and one extra point in his NFL debut.
- Against Baltimore (10/7), during a 12-9 overtime division win, made a game-winning 37-yard field goal with two seconds remaining in the extra session.
- Against Kansas City (11/4), made a career-long 51-yard field goal in first quarter.

- Against Cincinnati (12/23), completed the sweep of Bengals with 26-18 win by connecting on two field goals (37, 31). Set the record for most field goals by a Browns rookie in one season.

- At Baltimore (12/30), converted one of two field goal attempts (35) and all three extra points, becoming Browns' all-time rookie leading scorer.

#### COLLEGE:

- Appeared in 50 games for Florida Atlantic as a four-year contributor.
- Connected on 57 of 82 career field goals and 165 of 170 extra point chances. Was a two-time All-Conference USA honorable mention selection (2016-17).
- Finished his career as the school's all-time leader in scoring (336), field goals (57) and extra points (165).
- As a senior (2017), played in all 14 games and made 15 of 21 field goals and 64 of 68 extra points. Named All-Conference USA honorable mention.
- As a junior (2016), played in all 12 games and connected on 10 of 14 field goals and 39 of 39 extra points. Selected All-Conference USA honorable mention.
- As a sophomore (2015), saw action in all 12 games and made 18 of 27 field goals and 28 of 28 extra points.
- As a redshirt freshman (2014), played in all 12 games and nailed 14 of 20 field goals and 34 of 35 point after attempts.
- Redshirted in 2013.
- Graduated with a degree in exercise science and health promotion from Florida Atlantic.

#### PERSONAL:

- Attended American Heritage School in Delray Beach, Fla.
- Played just one season of football. Also played soccer, earning all-county and all-state accolades.
- Follow Joseph on Instagram at @gregjoseph.
- Follow Joseph on Twitter at @greg\_joseph1.
- Born Greg Joseph on Aug. 4, 1994 in Johannesburg, South Africa.

## GREG JOSEPH'S GAME-BY-GAME

### 2018 Cleveland Browns

Date	Opp	W/L	PAT		FG			1-19		20-29		30-39		40-49		50+		LG	Pts	Kick-by-Kick	Kickoffs			
			Ma	Att	Ma	Att	Pct	Ma	Att	Ma	Att	Ma	Att	Ma	Att	Ma	Att				No	InEZ	TB	PctTB
Sept 20	NYJ	W	1	1	2	2	100.0	0	0	1	1	0	0	1	1	0	0	45	7	45, 27	5	4	3	60.0
Sept 30	@ Oak	L	2	2	2	2	100.0	0	0	2	2	0	0	0	0	0	0	28	8	25, 28	9	9	9	100.0
Oct 7	Bal	W	0	1	2	3	66.7	0	0	0	0	2	2	0	0	0	1	37	6	35, 55wl, 37	3	3	3	100.0
Oct 14	LAC	L	0	0	2	2	100.0	0	0	1	1	1	1	0	0	0	0	33	6	33, 28	3	2	1	33.3
Oct 21	@ TB	L	3	3	0	0	0.0	0	0	0	0	0	0	0	0	0	0	0	3		4	4	4	100.0
Oct 28	@ Pit	L	0	1	2	3	66.7	0	0	0	0	1	1	1	2	0	0	45	6	34, 45, 41wr	5	3	3	60.0
Nov 4	KC	L	0	0	1	1	100.0	0	0	0	0	0	0	0	0	1	1	51	3	51	5	3	3	60.0
Nov 11	Atl	W	4	4	0	0	0.0	0	0	0	0	0	0	0	0	0	0	0	4		5	4	3	60.0
Nov 25	@ Cin	W	5	5	0	0	0.0	0	0	0	0	0	0	0	0	0	0	0	5		6	4	4	66.7
Dec 2	@ Hou	L	1	1	0	0	0.0	0	0	0	0	0	0	0	0	0	0	0	1		3	2	1	50.0
Dec 9	Car	W	2	3	2	2	100.0	0	0	0	0	0	0	2	2	0	0	49	8	49, 41	6	5	4	66.7
Dec 15	@ Den	W	2	2	1	1	100.0	0	0	0	0	0	0	1	1	0	0	40	5	40	4	4	3	75.0
Dec 23	Cin	W	2	3	2	2	100.0	0	0	0	0	2	2	0	0	0	0	37	8	37, 31	6	5	3	50.0
Dec 30	@ Bal	L	3	3	1	2	50.0	0	0	0	0	1	1	0	1	0	0	35	6	46wl, 35	5	3	3	60.0
<b>Totals</b>			<b>7-7</b>	<b>25</b>	<b>29</b>	<b>17</b>	<b>20</b>	<b>85.0</b>	<b>0</b>	<b>0</b>	<b>4</b>	<b>4</b>	<b>7</b>	<b>7</b>	<b>5</b>	<b>7</b>	<b>1</b>	<b>2</b>	<b>51</b>	<b>76</b>	<b>69</b>	<b>55</b>	<b>47</b>	<b>69.1</b>

### 2019 Tennessee Titans

Date	Opp	W/L	PAT		FG			1-19		20-29		30-39		40-49		50+		LG	Pts	Kick-by-Kick	Kickoffs			
			Ma	Att	Ma	Att	Pct	Ma	Att	Ma	Att	Ma	Att	Ma	Att	Ma	Att				No	InEZ	TB	PctTB
Dec 22	NO	L	4	4	0	0	-	0	0	0	0	0	0	0	0	0	0	-	4		5	0	0	0.0
Dec 29	@ Hou	W	5	5	0	0	-	0	0	0	0	0	0	0	0	0	0	-	5		6	6	6	100.0
<b>Totals</b>			<b>1-1</b>	<b>9</b>	<b>9</b>	<b>0</b>	<b>0</b>	<b>-</b>	<b>0</b>	<b>0</b>	<b>0</b>	<b>0</b>	<b>0</b>	<b>0</b>	<b>0</b>	<b>0</b>	<b>0</b>	<b>0</b>	<b>9</b>		<b>11</b>	<b>6</b>	<b>6</b>	<b>54.5</b>
<b>Playoffs</b>																								
Jan 4	@ NE	W	2	2	0	0	-	0	0	0	0	0	0	0	0	0	0	-	2		4	3	3	75.0
Jan 11	@ Bal	W	4	4	0	0	-	0	0	0	0	0	0	0	0	0	0	-	4		5	3	2	40.0
Jan 19	@ KC	L	3	3	1	1	100.0	0	0	0	0	1	1	0	0	0	0	30	6	30	5	1	0	0.0
<b>Totals</b>			<b>2-1</b>	<b>9</b>	<b>9</b>	<b>1</b>	<b>1</b>	<b>100.0</b>	<b>0</b>	<b>0</b>	<b>0</b>	<b>0</b>	<b>1</b>	<b>1</b>	<b>0</b>	<b>0</b>	<b>0</b>	<b>30</b>	<b>12</b>		<b>14</b>	<b>7</b>	<b>5</b>	<b>35.7</b>

## GREG JOSEPH'S NFL STATISTICS

REGULAR SEASON		PAT		FG			1-19		20-29		30-39		40-49		50+		Kickoffs				
Date	Team	GP	Ma	Att	Ma	Att	Pct	Ma	Att	Ma	Att	Ma	Att	Ma	Att	LG	Pts	No	InEZ	TB	PctTB
2018	Cleveland	14	25	29	17	20	85.0	0	0	4	4	7	7	5	7	51	76	69	55	47	69.1
2019	Tennessee	2	9	9	0	0	-	0	0	0	0	0	0	0	0	0	9	11	6	6	54.5
<b>NFL Totals</b>		<b>16</b>	<b>34</b>	<b>38</b>	<b>17</b>	<b>20</b>	<b>85.0</b>	<b>0</b>	<b>0</b>	<b>4</b>	<b>4</b>	<b>7</b>	<b>7</b>	<b>5</b>	<b>7</b>	<b>51</b>	<b>85</b>	<b>80</b>	<b>61</b>	<b>53</b>	<b>66.3</b>

PLAYOFFS		PAT		FG			1-19		20-29		30-39		40-49		50+		Kickoffs				
Date	Team	GP	Ma	Att	Ma	Att	Pct	Ma	Att	Ma	Att	Ma	Att	Ma	Att	LG	Pts	No	InEZ	TB	PctTB
2019	Tennessee	3	9	9	1	1	100.0	0	0	0	0	1	1	0	0	30	12	14	7	5	35.7
<b>Playoff Totals</b>		<b>3</b>	<b>9</b>	<b>9</b>	<b>1</b>	<b>1</b>	<b>100.0</b>	<b>0</b>	<b>0</b>	<b>0</b>	<b>0</b>	<b>1</b>	<b>1</b>	<b>0</b>	<b>0</b>	<b>30</b>	<b>12</b>	<b>14</b>	<b>7</b>	<b>5</b>	<b>35.7</b>

#### Single-Game Highs

Field Goals Made - 2 (Seven times, last vs. Cincinnati 12/23/18)  
 Field Goal Attempts - 3 vs. Baltimore (10/7/18)  
 Longest Field Goal - 51 vs. Kansas City (11/4/18)  
 PATs Made - 5 (Twice, last at Houston 12/29/19)  
 PATs Attempted - 5 (Twice, last at Houston 12/29/19)  
 Points - 8 (Three times, last vs. Cincinnati 12/23/18)  
 Consecutive Field Goals Made - 6 (11/4/18-12/23/18)  
 Touchbacks - 9 at Oakland (9/30/18)

#### Additional Career Statistics

Special Teams Tackles - 1 (2018), 1 (2019)

#### Playoff Single-Game Highs

Field Goals Made - 1 at Kansas City (1/19/20)  
 Field Goals Attempts - 1 at Kansas City (1/19/20)  
 Longest Field Goal - 30 at Kansas City (1/19/20)  
 PATs Made - 4 at Baltimore (1/11/20)  
 PATs Attempted - 4 at Baltimore (1/11/20)  
 Points - 6 at Kansas City (1/19/20)  
 Special Teams Tackles - 1 at Kansas City (1/19/20)

#### Additional Playoff Statistics

Special Teams Tackles - 1 (2019)

#### Game-Winning Field Goals\*

10/7/18 vs. Baltimore (37 yards, OT)

\* A game-winning field goal is defined as one that was the final score of the game and gave the kicker's team the lead at any time in the fourth quarter or overtime.



# 33 JOHNATHAN JOSEPH

CORNERBACK • 5'11" • 186 LBS • COLLEGE: SOUTH CAROLINA  
 ACQUIRED: FREE AGENT - 2020 • NFL EXPERIENCE (NFL/TITANS): 15/1  
 HOMETOWN: ROCK HILL, S.C.  
 GAMES PLAYED/GAMES STARTED: 200/186 (PLAYOFFS: 10/9)



Pro Bowl: 2011, 2012

**PRO:** During the 2020 offseason, the Titans were looking to add veteran leadership and experience to the secondary. The club found just that when they signed Johnathan Joseph as a free agent in early May. The 5-foot-11-inch, 186-pounder arrived in Tennessee as a two-time Pro Bowl selection, having registered 31 career interceptions and 194 passes defended in 14 seasons with the Cincinnati Bengals (2006-10) and Houston Texans (2011-19). The University of South Carolina product originally entered the NFL as a first-round pick of the Bengals in 2006. Joseph has a knack for being around the football, having registered an NFL record 50 games with multiple passes defended and having scored eight career touchdowns on returns in his illustrious career.

### CAREER HIGHLIGHTS:

- Joseph leads the NFL since 2011 with a 118 passes defended.
- Joseph passed Terence Newman (183) for the sixth-most passes defended in NFL history. Joseph leads all active players and leads the NFL since he began his career in 2006 with 194 passes defended.
- Joseph has registered 50 games with multiple passes defended in his career, which is the most in NFL history.
- Joseph leads all active cornerbacks in the NFL with 750 career total tackles and owns 31 career interceptions, seven forced fumbles and six fumble recoveries.
- Joseph has scored on eight career touchdown returns (seven interceptions and one fumble recovery).
- In 2015, Joseph led the Texans and set a single-season career high with 22 passes defended, topping his previous best of 20 passes defended in 2006 and 2009 with Cincinnati.
- In 2012, Joseph was named to his second consecutive Pro Bowl after finishing the season with 66 tackles and two interceptions.
- In 2011, Joseph was selected to his first career Pro Bowl and named Associated Press second-team All-Pro after tying for the team lead with four interceptions and collecting a team-best 15 passes defended.
- In 2009, Joseph started all 16 games for the first time in his career for the Bengals and notched 69 tackles, a career-high six interceptions and 20 passes defended.

### TITANS TIDBITS:

- Joseph established the Johnathan Joseph Foundation in December 2012 to create and support programs that emphasize character development, to promote academic excellence and to support and create initiatives for disadvantaged youth from single-parent homes.
- Joseph holds an annual football camp at Northwestern High School for youth in his hometown of Rock Hill, S.C..
- Joseph annually hosts "Operation Backpack" to offer students in Rock Hill, S.C. new backpacks for the upcoming school year.
- During the 2017 season, Joseph donated \$5,000 per interception, \$1,000 for every pass defended and \$250 per tackle to Habitat for Humanity in Houston for Hurricane Harvey relief.
- Joseph's father, John, worked at a cotton mill for over 30 years taking just one sick day over that timespan. He credits his father for molding him into the man he is today and instilling core values.

### CAREER TRANSACTIONS:

- The Rock Hill, S.C., native was originally drafted by the Cincinnati Bengals in the first round (24th overall) of the 2006 NFL Draft.
- Signed by the Houston Texans as an unrestricted free agent on July 29, 2011.

- Signed by the Titans as a free agent on May 6, 2020.

### SEASON RECAPS:

**2019 (14/11, 1/0 - Houston):** Played in 14 games with 11 starts at cornerback in his 14th NFL season and totaled 51 tackles, one interception and 13 passes defended. Was inactive for two regular season games and the Wild Card playoff victory.

- At New Orleans (9/9), finished the season opener with seven total tackles and eclipsed 700 career total tackles over his 14-year career, which is the most among all active cornerbacks in the NFL.
- Against Jacksonville (9/15), finished with seven total tackles and two passes defended in the win.
- At L.A. Chargers (9/22), tallied a team-high nine total tackles and two passes defended in the Week 3 win. Passed Terence Newman (183) for the sixth-most passes defended in NFL history.
- Against Carolina (9/29), finished with three total tackles and two passes defended, notching his 49th career game with multiple passes defended, which passes Asante Samuel (48) and ties Ronde Barber (49) for the most career games with multiple passes defended in NFL history.
- Against New England (12/1), finished with four total tackles and two passes defended, marking his 50th career game with multiple passes defended, which passes Ronde Barber (49) for the most career games with multiple passes defended in NFL history.
- At Tampa Bay (12/21), posted his first interception of the season and the 31st of his NFL career when he picked off Jameis Winston. Passed Mike Adams, Dominique Rodgers-Cromartie and Earl Thomas (30) for fourth among active players in interceptions and his 17 interceptions passed Kareem Jackson (16) for the most career interceptions in Texans team history.

**2018 (14/14, 1/1 - Houston):** Started 14 games at cornerback and recorded 58 tackles, 13 passes defended, two interceptions, including one returned for a touchdown and one tackle for loss. Was inactive for two games, including the regular season finale.

- At New England (9/9), finished second on the team with seven total tackles and notched one pass defended. Passed Aeneas Williams (168) for the 13th-most career passes defended in NFL history.
- At Indianapolis (9/30), tallied a team-high eight total tackles and one pass defended. Passed Morlon Greenwood (385) for the seventh-most career total tackles in franchise history and tied Walt Harris (170) and Terrell Buckley (170) for the 11th-most career passes defended in NFL history.
- Against Dallas (10/7), finished with two total tackles and three passes defended. His three passes defended marked his 18th career game where he's recorded three-or-more passes defended. Also passed Kevin Walter for the eighth-most games played in team history with 110 (2011-18).
- Against Buffalo (10/14), recorded six total tackles, two passes defended and one interception returned for a touchdown. Intercepted Nathan Peterman and returned it for a 28-yard touchdown to put the Texans ahead 20-13 with 1:23 remaining in the game.
- Against Cleveland (12/2), notched one solo tackle and intercepted Baker Mayfield. The interception was the 30th of his career and 16th since joining the Texans, tying Kareem Jackson for the most career interceptions in franchise history.
- Against N.Y. Jets (12/15), tallied a team-high nine total tackles and one pass defended. Passed Brian Dawkins (179) for the eighth-most career passes defended in NFL history.
- At Philadelphia (12/23), recorded two solo tackles and one pass defended. Tied Ashley Ambrose (181) for the seventh-most passes defended in NFL history.

- Against Indianapolis (1/5), tallied six total tackles in the Wild Card round.

**2017 (16/16 - Houston):** Started all 16 games at cornerback and tallied 47 tackles, nine passes defended, two interceptions and two tackles for loss.

- Against Tennessee (10/1), joined Terence Newman as the only active cornerbacks with 600 career tackles after racking up two stops.
- Against Kansas City (10/8), started his fifth game of the season and 150th of his career and posted a season-high six total tackles.
- Against Cleveland (10/15), earned AFC Defensive Player of the Week honors after collecting three total tackles, three passes defended and two interceptions of Kevin Hogan, including an 82-yard pick-six. It marked Joseph's second career multi-interception game and first as a Texan. The 82-yard interception return for a touchdown marks the longest in Joseph's career.
- At Tennessee (12/3), recorded four solo tackles and his second tackle for loss of the season while moving into ninth place in team history with 101 games played as a Texan.
- Against San Francisco (12/10), made his 100th start for the Texans and posted two solo tackles and two passes defended.

**2016 (13/11, 2/2 - Houston):** Saw action in 13 games with 11 starts at cornerback and tallied 45 tackles, nine passes defended and one forced fumble. Was inactive for three games, including the regular season finale.

- Against Kansas City (9/18), finished with five tackles and tied for the team lead with two passes defended.
- Against Tennessee (10/2), matched a season high with five tackles and added a pass defended.
- At Jacksonville (11/13), tied for the team lead with seven total tackles and recorded a pass defended.
- Against San Diego (11/27), led the team and matched his single-game season high with two passes defended.
- Against Oakland (1/7), became the first player in Texans history with 10 solo tackles and three passes defended in a postseason game in the AFC Wild Card round. His 10 solo tackles were also a Texans postseason record.

**2015 (16/16, 1/1 - Houston):** Started all 16 games for the second straight season and totaled 58 tackles, a career-high 22 passes defended, one interception, one forced fumble, one fumble recovery and one tackle for loss.

- Against Tampa Bay (9/27), tied a single-game career high with five passes defended, matching his highest total since Nov. 8, 2009 against Baltimore.
- At Miami (10/25), recovered his first fumble of the season and sixth of his career in the third quarter. Also contributed four solo tackles.
- Against Tennessee (11/1), tied for fourth on the team with six tackles and led the team with two passes defended.
- At Cincinnati (11/16), posted four solo tackles, two passes defended and an interception of Andy Dalton. Including the postseason, has intercepted a pass in each of his last four games against the Bengals.
- At Indianapolis (12/20), forced a fumble on Griff Whalen in the fourth quarter, which was recovered by Kareem Jackson. The Texans scored a field goal on the next drive and increased their lead to 16-10. It marked his first forced fumble of the season and sixth of his career.
- Against Jacksonville (1/3), led the team with four passes defended, which tied his third-highest single-game total of his career and second-highest of the season. Set a single-season career high with a team-best 22 passes defended, topping his previous best of 20 in 2006 and 2009 with Cincinnati.

**2014 (16/16 - Houston):** Started all 16 games and finished with a career-best 75 tackles. Also had two interceptions, including a 60-yard interception return for touchdown, two forced fumbles, two fumble recoveries and 11 passes defended.

- Against Washington (9/7), led the team and tied a career high with 11 solo tackles.
- At Oakland (9/14), forced a fumble and recovered a fumble and returned it 49 yards. Finished with five total tackles.
- At N.Y. Giants (9/21), made five solo tackles and recovered a fumble and returned it 24 yards.
- At Dallas (10/5), tied for the team high with nine total tackles and registered a pass defended.
- Against Cincinnati (11/23), recorded his fifth career interception return for touchdown when he picked off Andy Dalton for a 60-yard return in the third quarter.
- Against Tennessee (11/30), intercepted Zach Mettenberger in the first quarter and returned it 25 yards to the Titans' 20-yard line. Also had three

tackles and a pass defended.

**2013 (15/15 - Houston):** Started all 15 games he played in and led the team with three interceptions and 16 passes defended to go along with 55 tackles. Was placed on injured reserve on Dec. 24.

- Against Tennessee (9/15), recorded seven solo tackles and one pass defended.
- Against Seattle (9/29), recorded three tackles, three passes defended and an interception of Russell Wilson.
- Against Jacksonville (11/24), totaled a season-high nine tackles and two passes defended.
- Against New England (12/1), notched three solo tackles and an interception of Tom Brady that he returned 31 yards.
- At Indianapolis (12/15), tied a season high with nine tackles and returned an interception of Andrew Luck for 32 yards.
- Against Denver (12/22), recorded his 16th pass defended on the season before leaving the game with an injury.

**2012 (14/14, 2/2 - Houston):** Named to his second career Pro Bowl. Started 14 games and cornerback and finished the season with 66 tackles and two interceptions. Was inactive for two contests.

- Against Miami (9/9), made six tackles and intercepted a Ryan Tannehill pass and returned it 36 yards.
- At Denver (9/23), made six tackles and led the defense with three passes defended.
- Against Tennessee (9/30), made four solo tackles and threw a key block that helped Danieal Manning return an interception 55 yards for a score.
- Against Baltimore (10/21), picked off Joe Flacco and returned it 52 yards for his first touchdown as a Texan.
- Against Cincinnati (1/5), intercepted his second career pass in postseason play when he picked off Andy Dalton and returned it 14 yards in the third quarter in the AFC Wild Card playoffs.
- At New England (1/13), had five tackles, including three solo tackles in AFC Divisional playoffs.

**2011 (15/15, 2/2 - Houston):** Named to his first career Pro Bowl and selected Associated Press Second-Team All-Pro. Named Pro Football Weekly/PFWA All-NFL, All-AFC Team and Peter King's All-Pro Team. Started 15 games at cornerback in his first season with the Texans and finished with 44 tackles and tied for the team lead with four interceptions and a team-best 15 passes defended and two forced fumbles. Was inactive for the regular season finale.

- At Miami (9/18), intercepted Chad Henne and returned it five yards to the six-yard line setting up a second quarter touchdown.
- At New Orleans (9/25), recorded interceptions in consecutive games for the third time in his career when he picked off Drew Brees.
- At Baltimore (10/16), intercepted Joe Flacco in the second quarter and made seven tackles.
- At Tennessee (10/23), forced a fumble, made three solo tackles and broke up two passes.
- At Tampa Bay (11/13), had two solo tackles and a hit on Kellen Winslow which forced the ball out where it was intercepted by Brian Cushing.
- At Jacksonville (11/27), intercepted Blaine Gabbert in the second quarter and returned it 29 yards.
- Against Cincinnati (1/7), recorded six solo tackles, including one for loss, while adding an interception of Andy Dalton and two passes defended in the AFC Wild Card playoffs.
- At Baltimore (1/15), recorded two solo tackles and three passes defended in the AFC Divisional playoffs.

**2010 (12/12 - Cincinnati):** Started 12 games and made 53 tackles, while ranking second on team with 11 passes defended and three interceptions. Was inactive for four games.

- Against Tampa Bay (10/11), intercepted Josh Freeman in the second quarter and returned it 11 yards.
- At Indianapolis (11/14), made five tackles and had a pass defended, helping hold Peyton Manning to a season-low 185 passing yards and no touchdowns.
- Against Buffalo (11/21), posted three tackles and two interceptions of Ryan Fitzpatrick including one returned for a touchdown, marking the first multi-interception game of his career.

**2009 (16/16, 1/1 - Cincinnati):** Started all 16 games for the first time in

his career and tallied 69 tackles, a career-high six interceptions, 20 passes defended, two tackles for loss and one forced fumble.

- Against Pittsburgh (9/27), intercepted a Ben Roethlisberger pass and returned it 30 yards for a touchdown.
- At Cleveland (10/3), intercepted Derek Anderson on the goal line and returned it 32 yards in the third quarter.
- At Baltimore (10/11), intercepted Joe Flacco at the goal line in the first quarter and returned it 21 yards.
- Against Chicago (10/25), had his first forced fumble of the year when he stripped Devin Hester, with Dhani Jones recovering the loose ball.
- Against Baltimore (11/8), posted a team-high five passes defended, including a third-quarter interception of Joe Flacco on a deep pass.
- At Pittsburgh (11/15), collected a team-high four passes defended, with five tackles and a forced fumble in a win.
- At Oakland (11/22), notched four tackles, plus a diving interception of Bruce Gradkowski in the fourth quarter.
- At San Diego (12/20), picked off Philip Rivers at the Bengals 19-yard line in the second quarter.
- Against N.Y. Jets (1/9), made his postseason debut and registered five tackles in AFC Wild Card Playoffs.

**2008 (8/7 – Cincinnati):** Saw action in eight games with seven starts and posted 42 tackles, 13 passes defended, an interception, a tackle for loss, a forced fumble and a fumble recovery. Did not play in one game before being placed on injured reserve on Nov. 21.

- Against Baltimore (9/7), returned a fumble by Ray Rice 65 yards and produced the only Bengals touchdown.
- Against Jacksonville (11/2), tied for team lead with 12 tackles and three passes defended.
- Against Philadelphia (11/16), had his first interception of the year, ending the Eagles' final scoring threat of the first half when he picked off Donovan McNabb and returned it 22 yards.

**2007 (15/14 – Cincinnati):** Played in 15 games with 14 starts and tallied 58 tackles, four interceptions and 15 passes defended. Was suspended one game by the NFL.

- Against N.Y. Jets (10/21), went 42 yards for a touchdown with his first pro interception off of Chad Pennington, and the late fourth-quarter score provided eventual winning points.
- Against Tennessee (11/25), snagged his second career interception outfighting Bo Scaife for a Vince Young pass in the first quarter.
- At Pittsburgh (12/2), intercepted a pass for the second straight game, picking off Ben Roethlisberger at the Steelers' 24-yard line in the fourth quarter and returning it seven yards.
- Against Cleveland (12/23), helped thwart a comeback bid by picking off Derek Anderson at the Bengals five-yard line in the fourth quarter, with a 23-yard return.

**2006 (16/9 – Cincinnati):** Appeared in all 16 games with nine starts at cornerback as a rookie and compiled 57 tackles, 20 passes defended, two fumble recoveries and one quarterback hit.

- At New Orleans (11/16), blocked John Carney's PAT try after Saints' final touchdown in the fourth quarter, the first Bengals' blocked PAT since 1991.
- Against Baltimore (11/30), tied his season high with seven tackles and tied the team's season high with four passes defended.
- Against Oakland (12/10), recovered a fumble on the Raiders' first offensive play.

#### COLLEGE:

- Played two seasons (2004-05) at South Carolina after playing the 2003 campaign at Coffeyville (Kan.) Community College.
- Entered NFL Draft after his junior season at South Carolina after playing only 14 games for the Gamecocks because of a broken foot that limited him to two games in 2004.
- In 2005, played in 12 games with 11 starts and collected four interceptions, including one returned for a touchdown to go along with 55 tackles and nine passes defended.
- In 2003, was ranked the 31st-best JUCO player in the nation by College Football News and earned all-conference honors at Coffeyville CC, after recording three interceptions, one for a touchdown, 43 tackles, a sack and two passes defended.
- Majored in criminal justice at South Carolina.

#### PERSONAL:

- Married to Delaina. He has four children - Jay'vion, Johnathan II, Danae and Jaxson Lee.
- Attended Northwestern (Rock Hill, S.C.) High School where he was all-state in football and all-region in track.
- Follow Joseph on Twitter @JJOE2424 and on Instagram at @therealjoe24.
- Born Johnathan Lee Joseph on April 16, 1984, in Rock Hill, S.C.

# JOHNATHAN JOSEPH'S GAME-BY-GAME

## 2006 Cincinnati Bengals

Date	Opp	W/L	P/S	Tot	Solo	Asst	Sk	- Yds	QBP	TFL	Int	- Yds	-TD	PD	FF	FR	- Yds	SpT	
Sept 10	@ KC	W	S	3	3	0	0.0	0.0	NA	NA	0	0	0	0	0	0	0	0	0
Sept 17	Cle	W	p	2	1	1	0.0	0.0	NA	NA	0	0	0	0	0	0	0	0	0
Sept 24	@ Pit	W	p	2	2	0	0.0	0.0	NA	NA	0	0	0	3	0	0	0	0	0
Oct 1	NE	L	p	3	1	2	0.0	0.0	NA	NA	0	0	0	0	0	0	0	0	0
Oct 15	@ TB	L	p	3	3	0	0.0	0.0	NA	NA	0	0	0	3	0	0	0	0	0
Oct 22	Car	W	p	3	1	2	0.0	0.0	NA	NA	0	0	0	1	0	0	0	0	0
Oct 29	Atl	L	p	3	3	0	0.0	0.0	NA	NA	0	0	0	0	0	0	0	0	0
Nov 5	@ Bal	L	S	2	2	0	0.0	0.0	NA	NA	0	0	0	3	0	0	0	0	0
Nov 12	SD	L	p	2	1	1	0.0	0.0	NA	NA	0	0	0	0	0	0	0	0	0
Nov 19	@ NO	W	S	5	5	0	0.0	0.0	NA	NA	0	0	0	0	0	0	0	0	0
Nov 26	@ Cle	W	S	1	1	0	0.0	0.0	NA	NA	0	0	0	2	0	0	0	0	0
Nov 30	Bal	W	S	7	6	1	0.0	0.0	NA	NA	0	0	0	4	0	0	0	0	0
Dec 10	Oak	W	S	4	3	1	0.0	0.0	NA	NA	0	0	0	1	0	1	0	0	0
Dec 18	@ Ind	L	S	5	4	1	0.0	0.0	NA	NA	0	0	0	0	0	0	0	0	0
Dec 24	@ Den	L	S	2	2	0	0.0	0.0	NA	NA	0	0	0	1	0	0	0	0	0
Dec 31	Pit	L	S	10	7	3	0.0	0.0	NA	NA	0	0	0	2	0	0	0	0	0
<b>Totals</b>				<b>8-8</b>	<b>16/9</b>	<b>57</b>	<b>45</b>	<b>12</b>	<b>0.0</b>	<b>0.0</b>	<b>NA</b>	<b>NA</b>	<b>0</b>	<b>0</b>	<b>20</b>	<b>0</b>	<b>1</b>	<b>0</b>	<b>0</b>

## 2007 Cincinnati Bengals

Date	Opp	W/L	P/S	Tot	Solo	Asst	Sk	- Yds	QBP	TFL	Int	- Yds	-TD	PD	FF	FR	- Yds	SpT	
Sept 10	Bal	W	p	2	1	1	0.0	0.0	NA	NA	0	0	0	0	0	0	0	0	0
Sept 16	@ Cle	L	S	3	3	0	0.0	0.0	NA	NA	0	0	0	0	0	0	0	0	0
Sept 23	@ Sea	L	S	3	1	2	0.0	0.0	NA	NA	0	0	0	1	0	0	0	0	0
Oct 1	NE	L	S	2	2	0	0.0	0.0	NA	NA	0	0	0	1	0	0	0	0	0
Oct 14	@ KC	L	SUS																
Oct 21	NYJ	W	S	5	3	2	0.0	0.0	NA	NA	1	42	1	1	0	0	0	0	0
Oct 28	Pit	L	S	4	4	0	0.0	0.0	NA	NA	0	0	0	1	0	0	0	0	0
Nov 4	@ Buf	L	S	5	5	0	0.0	0.0	NA	NA	0	0	0	0	0	0	0	0	0
Nov 11	@ Bal	W	S	2	1	1	0.0	0.0	NA	NA	0	0	0	0	0	0	0	0	0
Nov 18	Ari	L	S	0	0	0	0.0	0.0	NA	NA	0	0	0	0	0	0	0	0	0
Nov 25	Ten	W	S	5	4	1	0.0	0.0	NA	NA	1	4	0	3	0	0	0	0	0
Dec 2	@ Pit	L	S	7	7	0	0.0	0.0	NA	NA	1	7	0	1	0	0	0	0	0
Dec 9	StL	W	S	4	2	2	0.0	0.0	NA	NA	0	0	0	1	0	0	0	0	3
Dec 15	@ SF	L	S	5	4	1	0.0	0.0	NA	NA	0	0	0	3	0	0	0	0	0
Dec 23	Cle	W	S	7	6	1	0.0	0.0	NA	NA	1	23	0	2	0	0	0	0	0
Dec 30	@ Mia	W	S	4	2	2	0.0	0.0	NA	NA	0	0	0	1	0	0	0	0	1
<b>Totals</b>				<b>7-9</b>	<b>15/14</b>	<b>58</b>	<b>45</b>	<b>13</b>	<b>0.0</b>	<b>0.0</b>	<b>NA</b>	<b>NA</b>	<b>4</b>	<b>76</b>	<b>1</b>	<b>15</b>	<b>0</b>	<b>0</b>	<b>4</b>

## 2008 Cincinnati Bengals

Date	Opp	W/L	P/S	Tot	Solo	Asst	Sk	- Yds	QBP	TFL	Int	- Yds	-TD	PD	FF	FR	- Yds	SpT		
Sept 7	@ Bal	L	S	8	5	3	0.0	0.0	NA	NA	0	0	0	3	0	1	65t	0	0	
Sept 14	Ten	L	S	3	2	1	0.0	0.0	NA	NA	0	0	0	1	0	0	0	0	0	
Sept 21	@ NYG	L	IA																	
Sept 28	Cle	L	IA																	
Oct 5	@ Dal	L	p	0	0	0	0.0	0.0	NA	NA	0	0	0	0	0	0	0	0	0	
Oct 12	@ NYJ	L	S	3	3	0	0.0	0.0	NA	NA	0	0	0	3	0	0	0	0	0	
Oct 19	Pit	L	S	4	3	1	0.0	0.0	NA	NA	0	0	0	1	1	0	0	0	0	
Oct 26	@ Hou	L	S	4	3	1	0.0	0.0	NA	NA	0	0	0	0	0	0	0	0	0	
Nov 2	Jax	W	S	12	10	2	0.0	0.0	NA	NA	0	0	0	3	0	0	0	0	0	
Nov 16	Phi	T	S	8	5	3	0.0	0.0	NA	NA	1	22	0	3	0	0	0	0	0	
Nov 20	@ Pit	L	DNP																	
Nov 30	Bal	L																		
Dec 7	@ Ind	L																		
Dec 14	Was	W																		
Dec 21	@ Cle	W																		
Dec 28	KC	W																		
<b>Totals</b>				<b>4-11-1</b>	<b>8/7</b>	<b>42</b>	<b>31</b>	<b>11</b>	<b>0.0</b>	<b>0.0</b>	<b>NA</b>	<b>NA</b>	<b>1</b>	<b>22</b>	<b>0</b>	<b>14</b>	<b>1</b>	<b>1</b>	<b>65t</b>	<b>0</b>

Placed on injured reserve on Nov. 21, 2008

## 2009 Cincinnati Bengals

Date	Opp	W/L	P/S	Tot	Solo	Asst	Sk	- Yds	QBP	TFL	Int	- Yds	-TD	PD	FF	FR	- Yds	SpT		
Sept 13	Den	L	S	4	2	2	0.0	0.0	NA	NA	0	0	0	1	0	0	0	0	0	
Sept 20	@ GB	W	S	6	3	3	0.0	0.0	NA	NA	0	0	0	0	0	0	0	0	0	
Sept 27	Pit	W	S	7	4	3	0.0	0.0	NA	NA	1	30	0	1	0	0	0	0	0	
Oct 4	@ Cle	W	S	4	2	2	0.0	0.0	NA	NA	1	32	0	2	0	0	0	0	0	
Oct 11	@ Bal	W	S	5	4	1	0.0	0.0	NA	NA	1	21	0	1	0	0	0	0	0	
Oct 18	Hou	L	S	4	1	3	0.0	0.0	NA	NA	0	0	0	1	0	0	0	0	0	
Oct 25	Chi	W	S	7	7	0	0.0	0.0	NA	NA	0	0	0	0	1	0	0	0	0	
Nov 8	Bal	W	S	4	3	1	0.0	0.0	NA	NA	1	0	0	5	0	0	0	0	0	
Nov 15	@ Pit	W	S	5	3	2	0.0	0.0	NA	NA	0	0	0	4	1	0	0	0	0	
Nov 22	@ Oak	L	S	4	4	0	0.0	0.0	NA	NA	1	2	0	1	0	0	0	0	0	
Nov 29	Cle	W	S	2	2	0	0.0	0.0	NA	NA	0	0	0	1	0	0	0	0	1	
Dec 6	Det	W	S	10	7	3	0.0	0.0	NA	NA	0	0	0	1	0	0	0	0	0	
Dec 13	@ Min	L	S	2	1	1	0.0	0.0	NA	NA	0	0	0	5	0	0	0	0	0	
Dec 20	@ SD	L	S	8	5	3	0.0	0.0	NA	NA	1	7	0	1	0	0	0	0	0	
Dec 27	KC	W	S	8	5	3	0.0	0.0	NA	NA	0	0	0	0	0	0	0	0	0	
Jan 3	@ NYJ	L	S	3	2	1	0.0	0.0	NA	NA	0	0	0	1	0	0	0	0	0	
<b>Totals</b>				<b>10-6</b>	<b>16/16</b>	<b>83</b>	<b>55</b>	<b>28</b>	<b>0.0</b>	<b>0.0</b>	<b>NA</b>	<b>NA</b>	<b>6</b>	<b>92</b>	<b>0</b>	<b>25</b>	<b>2</b>	<b>0</b>	<b>0</b>	<b>1</b>
<b>Playoffs</b>																				
Jan 9	NYJ	L	S	5	4	1	0.0	0.0	0	0	0	0	0	0	0	0	0	0	0	0
<b>Totals</b>				<b>0-1</b>	<b>1/1</b>	<b>5</b>	<b>4</b>	<b>1</b>	<b>0.0</b>	<b>0.0</b>	<b>0</b>	<b>0</b>	<b>0</b>	<b>0</b>	<b>0</b>	<b>0</b>	<b>0</b>	<b>0</b>	<b>0</b>	<b>0</b>

## 2010 Cincinnati Bengals

Date	Opp	W/L	P/S	Tot	Solo	Asst	Sk	- Yds	QBP	TFL	Int	- Yds	-TD	PD	FF	FR	- Yds	SpT		
Sept 12	@ NE	L	S	7	7	0	0.0	0.0	NA	NA	0	0	0	0	0	0	0	0	0	0
Sept 19	Bal	W	S	4	3	1	0.0	0.0	NA	NA	0	0	0	0	2	0	0	0	0	0
Sept 26	@ Car	W	S	5	4	1	0.0	0.0	NA	NA	0	0	0	0	0	0	0	0	0	0
Oct 3	@ Cle	L	S	4	2	2	0.0	0.0	NA	NA	0	0	0	0	0	0	0	0	0	0
Oct 10	TB	L	S	3	1	2	0.0	0.0	NA	NA	1	11	0	2	0	0	0	0	0	0
Oct 24	@ Atl	L	IA																	
Oct 31	Mia	L	IA																	
Nov 8	Pit	L	S	6	3	3	0.0	0.0	NA	NA	0	0	0	0	0	0	0	0	0	0
Nov 14	@ Ind	L	S	5	4	1	0.0	0.0	NA	NA	0	0	0	1	0	0	0	0	0	0
Nov 21	Buf	L	S	3	2	1	0.0	0.0	NA	NA	2	27	1	2	0	0	0	0	0	0
Nov 25	@ NYJ	L	IA																	
Dec 5	NO	L	S	4	4	0	0.0	0.0	NA	NA	0	0	0	0	0	0	0	0	0	0
Dec 12	@ Pit	L	IA																	
Dec 19	Cle	W	S	3	2	1	0.0</													





## JOHNATHAN JOSEPH'S NFL STATISTICS

REGULAR SEASON				TACKLES							INTERCEPTIONS					FUMBLES			
Year	Team	GP	GS	Tot	Solo	Asst	Sk	Yds	QBP	TFL	No	Yds	Lg	TD	PD	FF	FR	Yds	SpT
2006	Cincinnati	16	9	57	45	12	0.0	0.0	1	0	0	0	0	0	20	0	1	0	0
2007	Cincinnati	15	14	58	45	13	0.0	0.0	0	0	4	76	42t	1	15	0	0	0	4
2008	Cincinnati	8	7	42	31	11	0.0	0.0	0	1	1	22	22	0	13	1	1	65	0
2009	Cincinnati	16	16	69	58	11	0.0	0.0	0	2	6	92	32	1	20	1	0	0	1
2010	Cincinnati	12	12	42	37	5	0.0	0.0	0	2	3	38	21t	1	8	0	0	0	0
2011	Houston	15	15	44	40	4	0.0	0.0	0	2	4	40	29	0	15	1	0	0	0
2012	Houston	14	14	57	52	5	0.0	0.0	0	0	2	88	52t	1	10	0	0	0	0
2013	Houston	15	15	47	44	3	0.0	0.0	1	1	3	64	32	0	16	0	0	0	0
2014	Houston	16	16	75	70	5	0.0	0.0	0	1	2	85	60t	1	11	2	2	73	0
2015	Houston	16	16	58	48	10	0.0	0.0	0	1	1	2	2	0	22	1	1	0	0
2016	Houston	13	11	45	38	7	0.0	0.0	0	0	0	0	0	0	9	1	0	0	0
2017	Houston	16	16	47	37	10	0.0	0.0	0	2	2	85	82t	1	9	0	0	0	0
2018	Houston	14	14	58	49	9	0.0	0.0	0	1	2	46	28t	1	13	0	0	0	0
2019	Houston	14	11	51	43	8	0.0	0.0	0	0	1	0	0	0	13	0	0	0	0
<b>NFL Totals</b>		<b>200</b>	<b>186</b>	<b>750</b>	<b>637</b>	<b>113</b>	<b>0.0</b>	<b>0.0</b>	<b>2</b>	<b>13</b>	<b>31</b>	<b>638</b>	<b>82t</b>	<b>7</b>	<b>194</b>	<b>7</b>	<b>5</b>	<b>138</b>	<b>5</b>

PLAYOFFS				TACKLES							INTERCEPTIONS					FUMBLES			
Year	Team	GP	GS	Tot	Solo	Asst	Sk	Yds	QBP	TFL	No	Yds	Lg	TD	PD	FF	FR	Yds	SpT
2009	Cincinnati	1	1	5	3	2	0	0	0	0	0	0	0	0	0	0	0	0	0
2011	Houston	2	2	8	8	0	0	0	0	1	1	-1	0	0	5	0	0	0	0
2012	Houston	2	2	10	8	2	0	0	0	0	1	14	14	0	2	0	0	0	0
2015	Houston	1	1	2	1	1	0	0	0	0	0	0	0	0	0	0	0	0	0
2016	Houston	2	2	14	14	0	0	0	0	0	0	0	0	0	3	0	0	0	0
2018	Houston	1	1	6	4	2	0	0	0	0	0	0	0	0	0	0	0	0	0
2019	Houston	1	0	0	0	0	0	0	0	0	0	0	0	0	0	0	0	0	0
<b>NFL Totals</b>		<b>10</b>	<b>9</b>	<b>45</b>	<b>38</b>	<b>7</b>	<b>0</b>	<b>0</b>	<b>0</b>	<b>1</b>	<b>2</b>	<b>13</b>	<b>14</b>	<b>0</b>	<b>10</b>	<b>0</b>	<b>0</b>	<b>0</b>	<b>0</b>

### Single-Game Highs

Tackles - 15 vs. Jacksonville (11/2/08)  
 Interceptions - 2 (Twice, last vs. Cleveland 10/15/17)  
 Interception Return Yards - 85 vs. Cleveland (10/15/17)  
 Passes Defensed - 5 (Twice, last vs. Tampa Bay 9/27/15)  
 Tackles for Loss - 1 (13 times, last vs. Tennessee 11/26/18)  
 Forced Fumble - 2 at Oakland (9/14/14)  
 Fumble Recovery - 1 (Five times, last at Miami 10/25/15)  
 Special Teams Tackles - 3 vs. St. Louis (12/9/07)

### Playoff Single-Game Highs

Tackles - 10 vs. Oakland (1/7/17)  
 Interceptions - 1 (Twice, last vs. Cincinnati 1/5/13)  
 Interception Return Yards - 14 vs. Cincinnati (1/5/13)  
 Passes Defensed - 3 (Twice, last vs. Oakland 1/7/17)  
 Tackles for Loss - 1 vs. Cincinnati (1/7/12)

### Additional Statistics

Special Teams Fumble Recoveries - 1 (2006)  
 Blocked Extra Point - 1 (2006)  
 Touchdowns - 8 (42-yard interception return vs. N.Y. Jets, 10/21/07; 65-yard fumble return at Baltimore, 9/7/08; 30-yard interception return vs. Pittsburgh, 9/27/09; 21-yard interception return vs. Buffalo, 11/21/10; 52-yard interception return vs. Baltimore, 10/21/12; 60-yard interception return vs. Cincinnati, 11/23/14; 82-yard interception return vs. Cleveland, 10/15/17; 28-yard interception return vs. Buffalo, 10/14/18)



# 46 JOSHUA KALU

DEFENSIVE BACK • 6'0" • 203 LBS • COLLEGE: NEBRASKA  
 ACQUIRED: FREE AGENT - 2018 • NFL EXPERIENCE (NFL/TITANS): 2/2  
 HOMETOWN: HOUSTON, TEXAS  
 GAMES PLAYED/GAMES STARTED: 13/0 (PLAYOFFS: 3/0)

**PRO:** The Titans originally signed Joshua Kalu as a rookie free agent following the 2018 NFL Draft. The 6-foot, 203-pounder is a versatile defensive back that can line up at safety or cornerback in the secondary. The University of Nebraska product spent the first 12 weeks of the 2018 season on the Titans' practice squad before being signed to the active roster on Dec. 1, 2018. He began 2019 on injured reserve before being activated and appearing in the final eight games and all three postseason contests as a reserve and on special teams. In four seasons with the Cornhuskers, Kalu saw action in 48 games and notched 27 passes defended, including seven interceptions.

#### CAREER HIGHLIGHTS:

- In Week 10 of 2019 against Kansas City, Kalu secured the victory by coming off the edge and blocking Harrison Butker's potential game-tying 52-yard field goal as time expired.
- In 2018, made his NFL debut and appeared in five games during his rookie season.

#### TITANS TIDBITS:

- In the 2019 offseason during the COVID-19 pandemic, Kalu spent time giving back to his hometown of Houston, Texas. He partnered with local restaurants and hand-delivered free meals to healthcare workers fighting the pandemic.
- Kalu was heavily involved in the Lincoln community while at Nebraska. He was named to the Brook Berringer Citizenship Team and the Tom Osborne Citizenship Team as a sophomore, junior and senior.

#### CAREER TRANSACTIONS:

- The Houston, Texas, native was signed by the Titans as an undrafted free agent on May 11, 2018.
- Waived by the Titans on Aug. 12, 2018.
- Signed by the Titans as a free agent on Aug. 20, 2018.
- Waived by the Titans on Sept. 1, 2018 and signed to the team's practice squad a day later.
- Signed by the Titans to their active roster from the practice squad on Dec. 1, 2018.

#### SEASON RECAPS:

**2019 (8/0, 3/0):** Saw action in eight games as a reserve and posted two tackles, three special teams stops and a blocked field goal. Placed on injured reserve on Sept. 2, 2019 where he spent the first eight weeks of the season. Activated from injured reserve/designated to return on Nov. 2, 2019. Played in all three postseason contests and collected a special teams fumble recovery. Tied for the team lead in passes defended once in 2019 (at HOU). Tied for the team lead in special teams tackles once in 2019 (at OAK).

- At Carolina (11/3), made his season debut as a reserve on special teams and collected a tackle on coverage units.
- Against Kansas City (11/10), played as a reserve on special teams. Secured the victory by coming off the edge and blocking Harrison Butker's potential game-tying 52-yard field goal as time expired.
- Against Jacksonville (11/24), saw action as a reserve at cornerback in the fourth quarter and notched two tackles.
- At Oakland (12/8), saw action as a reserve on special teams and tied for the team lead with a special teams tackle on coverage units.
- Against New Orleans (12/22), saw action as a reserve on special teams and registered a tackle on coverage units.
- At Houston (12/29), played as a reserve on special teams and limited

snaps late in the game at safety. Broke up a pass intended for Steven Mitchell Jr. late in the fourth quarter.

- At New England (1/4), made his postseason debut as a reserve on special teams and sealed the victory with a special teams fumble recovery on the Patriots' last-ditch kickoff return to end the game.

**2018 (5/0):** Played in five contests as a rookie and collected four special teams tackles on coverage units. Spent the first 11 games of the season on the team's practice squad before being elevated to the active roster. Tied for the team lead in special teams tackles once in 2018 (vs. IND). Saw action in his first career NFL game against N.Y. Jets (12/2/18).

- Against N.Y. Jets (12/2), made his NFL debut as a reserve on special teams.
- Against Jacksonville (12/6), played as a reserve on special teams and notched a tackle on coverage units.
- At N.Y. Giants (12/16), saw action as a reserve on special teams and collected two tackles on coverage units.
- Against Indianapolis (12/30), saw action as a reserve on special teams and tied for the team lead with a tackle on coverage units.

#### COLLEGE:

- Played in 48 games with 37 starts at cornerback and safety over four seasons at Nebraska. Totaled 215 tackles, two sacks, 27 passes defended, seven interceptions for 78 yards and a score, three forced fumbles and one fumble recovery. His 27 passes defended rank tied for seventh in Cornhusker history and his 215 career tackles rank fifth all-time among Nebraska defensive backs and among the top 30 overall tacklers in Cornhusker history.
- As a senior (2017), started nine games at safety while missing three contests due to injury. Finished with 47 tackles which was fifth-best on the team and also recorded two interceptions for 32 yards, six passes defended and one forced fumble. Named to the Academic All-Big Ten list.
- As a junior (2016), started all 13 games at cornerback and totaled 66 tackles, three tackles for loss, a sack, a team-leading 11 passes defended and one interception.
- As a sophomore (2015), started all 13 games at cornerback and nickel back and tallied 75 tackles, five tackles for loss, a sack, a team-leading seven passes defended and added three interceptions for 41 yards and a touchdown. Earned Honorable-Mention All-Big Ten accolades by the conference's coaches.
- As a freshman (2014), appeared in all 13 games with two starts and posted 27 tackles, three passes defended, one interception and two forced fumbles.
- Graduated from Nebraska with a degree in child, youth and family studies in 2017.

#### PERSONAL:

- Attended Alief Taylor (Texas) High School and earned Houston Chronicle All-Greater Houston first-team honors as a senior. Helped Alief Taylor to the second round of the Class 5A Division 1 state playoffs in 2013.
- Also participated in track and basketball.
- Son of Elekwachi and Prisca Kalu.
- Follow Kalu on Twitter and Instagram at @BluesKalus.
- Born Joshua Elekwachi Kalu on Aug. 28, 1995 in Houston, Texas.

## JOSHUA KALU'S DEFENSIVE GAME-BY-GAME

**2018 Tennessee Titans**

Date	Opp	W/L	P/S	Tot Solo	Asst	Sk	- Yds	QBP	TFL	Int - Yds	-TD	PD	FF	FR - Yds	SpT
Sept 9	@ Mia	L	PS												
Sept 16	Hou	W	PS												
Sept 23	@ Jax	W	PS												
Sept 30	Phi	W	PS												
Oct 7	@ Buf	L	PS												
Oct 14	Bal	L	PS												
Oct 21	@ LAC	L	PS												
Nov 5	@ Dal	W	PS												
Nov 11	NE	W	PS												
Nov 18	@ Ind	L	PS												
Nov 26	@ Hou	L	PS												
Dec 2	NYJ	W	p	0	0	0	0.0	0.0	0	0	0	0	0	0	0
Dec 6	Jax	W	p	0	0	0	0.0	0.0	0	0	0	0	0	0	1
Dec 16	@ NYG	W	p	0	0	0	0.0	0.0	0	0	0	0	0	0	2
Dec 22	Was	W	p	0	0	0	0.0	0.0	0	0	0	0	0	0	0
Dec 30	Ind	L	p	0	0	0	0.0	0.0	0	0	0	0	0	0	1
<b>Totals</b>			<b>9-7</b>	<b>5/0</b>	<b>0</b>	<b>0</b>	<b>0.0</b>	<b>0.0</b>	<b>0</b>	<b>0</b>	<b>0</b>	<b>0</b>	<b>0</b>	<b>0</b>	<b>4</b>

**2019 Tennessee Titans**

Date	Opp	W/L	P/S	Tot Solo	Asst	Sk	- Yds	QBP	TFL	Int - Yds	-TD	PD	FF	FR - Yds	SpT
Sept 8	@ Cle	W	IR												
Sept 15	Ind	L	IR												
Sept 19	@ Jax	L	IR												
Sept 29	@ Atl	W	IR												
Oct 6	Buf	L	IR												
Oct 13	@ Den	L	IR												
Oct 20	LAC	W	IR												
Oct 27	TB	W	IR												
Nov 3	@ Car	L	p	0	0	0	0.0	0.0	0	0	0	0	0	0	1
Nov 10	KC	W	p	0	0	0	0.0	0.0	0	0	0	0	0	0	0
Nov 24	Jax	W	p	2	2	0	0.0	0.0	0	0	0	0	0	0	0
Dec 1	@ Ind	W	p	0	0	0	0.0	0.0	0	0	0	0	0	0	0
Dec 8	@ Oak	W	p	0	0	0	0.0	0.0	0	0	0	0	0	0	1
Dec 15	Hou	L	p	0	0	0	0.0	0.0	0	0	0	0	0	0	0
Dec 22	NO	L	p	0	0	0	0.0	0.0	0	0	0	0	0	0	1
Dec 29	@ Hou	W	p	0	0	0	0.0	0.0	0	0	0	0	1	0	0
<b>Totals</b>			<b>9-7</b>	<b>8/0</b>	<b>2</b>	<b>2</b>	<b>0.0</b>	<b>0.0</b>	<b>0</b>	<b>0</b>	<b>0</b>	<b>0</b>	<b>1</b>	<b>0</b>	<b>3</b>
<b>Playoffs</b>															
Jan 4	@ NE	W	p	0	0	0	0.0	0.0	0	0	0	0	0	0	0
Jan 11	@ Bal	W	p	0	0	0	0.0	0.0	0	0	0	0	0	0	0
Jan 19	@ KC	L	p	0	0	0	0.0	0.0	0	0	0	0	0	0	0
<b>Totals</b>			<b>2-1</b>	<b>3/0</b>	<b>0</b>	<b>0</b>	<b>0.0</b>	<b>0.0</b>	<b>0</b>	<b>0</b>	<b>0</b>	<b>0</b>	<b>0</b>	<b>0</b>	<b>0</b>

## JOSHUA KALU'S NFL STATISTICS

**REGULAR SEASON**

Year	Team	GP	GS	TACKLES							INTERCEPTIONS					FUMBLES				
				Tot	Solo	Asst	Sk	Yds	QBP	TFL	No	Yds	Lg	TD	PD	FF	FR	Yds	SpT	
2018	Tennessee	5	0	0	0	0	0.0	0.0	0	0	0	0	0	0	0	0	0	0	0	4
2019	Tennessee	8	0	2	2	0	0.0	0.0	0	0	0	0	1	0	0	0	0	0	0	3
<b>NFL Totals</b>		<b>13</b>	<b>0</b>	<b>2</b>	<b>2</b>	<b>0</b>	<b>0.0</b>	<b>0.0</b>	<b>0</b>	<b>0</b>	<b>0</b>	<b>0</b>	<b>1</b>	<b>0</b>	<b>0</b>	<b>0</b>	<b>0</b>	<b>0</b>	<b>0</b>	<b>7</b>

**PLAYOFFS**

Year	Team	GP	GS	TACKLES							INTERCEPTIONS					FUMBLES				
				Tot	Solo	Asst	Sk	Yds	QBP	TFL	No	Yds	Lg	TD	PD	FF	FR	Yds	SpT	
2019	Tennessee	3	0	0	0	0	0.0	0.0	0	0	0	0	0	0	0	0	0	0	0	0
<b>NFL Totals</b>		<b>3</b>	<b>0</b>	<b>0</b>	<b>0</b>	<b>0</b>	<b>0.0</b>	<b>0.0</b>	<b>0</b>	<b>0</b>	<b>0</b>	<b>0</b>	<b>0</b>	<b>0</b>	<b>0</b>	<b>0</b>	<b>0</b>	<b>0</b>	<b>0</b>	<b>0</b>

**Single-Game Highs**


Tackles - 2 vs. Jacksonville (11/24/19)  
 Passes Defensed - 1 at Houston (12/29/19)  
 Special Teams Tackles - 2 at N.Y. Giants (12/16/18)

**Additional Statistics**

Blocked Field Goal - 1 vs. Kansas City (11/10/19)

**Additional Playoff Statistics**

Special Teams Fumble Recovery - 1 at New England (1/4/20)



# 71 DENNIS KELLY

TACKLE/GUARD • 6'8" • 321 LBS • COLLEGE: PURDUE  
 ACQUIRED: TRADE (PHI) - 2016 • NFL EXPERIENCE (NFL/TITANS): 9/5  
 HOMETOWN: CHICAGO HEIGHTS, ILL.  
 GAMES PLAYED/GAMES STARTED: 88/31 (PLAYOFFS: 5/0)

**PRO:** The Titans acquired Dennis Kelly in a trade with the Philadelphia Eagles in 2016. The 6-foot-8-inch, 321-pounder provides quality experience and depth along the offensive front, having logged starts at right tackle, left tackle, right guard, left guard and tight end during his NFL career. In his first four seasons in Nashville, he appeared in 58 games with 16 starts. The 2012 fifth-round pick spent his first four NFL campaigns as a member of the Eagles and appeared in 30 games with 15 starts from 2012-15.

### CAREER HIGHLIGHTS:

- In 2019, he made his first career start at left tackle and finished the season with four starts at left tackle.
- In Week 12 of the 2019 season against Jacksonville, Kelly caught his first career touchdown on a one-yard reception as an extra tight end.
- In the 2019 AFC Championship at Kansas City, Kelly caught his first postseason touchdown and became the first offensive lineman to catch a touchdown pass in the NFL postseason since the 2014 playoffs.
- In 2018, Kelly saw action in 11 games and logged five starts at right tackle.
- In 2016, Kelly appeared in all 16 games for the first time in his career and recorded six starts in his first campaign in Tennessee.
- In 2012, he started 10 games as a rookie—three starts at right guard and seven starts at right tackle.

### TITANS TIDBITS:

- Kelly went back to school during the 2014 offseason to earn his degree in organizational leadership from Purdue, and in May 2019, Kelly received his MBA from the Kelley School of Business at Indiana University.
- Kelly is an avid professional wrestling fan that does not let the opportunity pass him by whenever a live WWE show is in town. He lists the Undertaker as the one person in the world he would like to have dinner with.
- Kelly's brother, Tim, played football at Eastern Illinois and is currently the offensive coordinator for the Houston Texans.
- Kelly's favorite football player growing up was former Titans great Jevon Kearse.
- Kelly claims that the biggest influence on his life and career has been his entire family. "We're a Southside [Chicago] Irish family, so we share a really tight bond and they've inspired me to get to where I am today."

### CAREER TRANSACTIONS:

- A native of Chicago Heights, Ill., Kelly was originally selected by the Philadelphia Eagles in the fifth round (153rd overall) of the 2012 NFL Draft.
- Traded by the Eagles to the Titans in exchange for wide receiver Dorial Green-Beckham on Aug. 16, 2016.

### SEASON RECAPS:

**2019 (15/4, 3/0 - Tennessee):** Saw action in 15 games with four starts at left tackle and helped Derrick Henry lead the NFL with 1,540 rushing yards. Collected his first career touchdown, a one-yard catch, against Jacksonville (11/24/19). Played as a reserve in all three postseason contests and notched a one-yard touchdown reception at Kansas City (1/19/20).

- At Cleveland (9/8), started at left tackle and opened holes for Titans' ball carriers to gain 123 yards on the ground.
- Against Indianapolis (9/15), started at left tackle. Recovered a Marcus Mariota fumble in the second quarter.
- At Jacksonville (9/19), started at left tackle.
- At Atlanta (9/29), started at left tackle and was a part of an offensive front that did not allow a sack on 27 pass attempts, while opening holes for Titans' ball carriers to gain 138 yards on the ground.

- Against L.A. Chargers (10/20), entered the game as a reserve at right tackle in the first quarter and helped the offense amass 403 total yards.
- Against Tampa Bay (10/27), saw action on special teams and limited snaps at left guard.
- Against Jacksonville (11/24), saw action as a reserve at left tackle and as an extra tight end where he hauled in a one-yard touchdown. Extended the Titans' lead to 14-3 with a one-yard touchdown catch early in the third quarter.
- At Indianapolis (12/1), played as a reserve on special teams and saw limited snaps as a reserve at left tackle.
- At Kansas City (1/19), saw action as an extra tackle and hauled in a goalline touchdown reception. Increased the Titans lead to 17-7 with a one-yard touchdown grab in the second stanza. Became the first offensive lineman to catch a touchdown pass in the NFL postseason since the 2014 playoffs.

**2018 (11/5 - Tennessee):** Played in 11 games with five starts at right tackle. Was inactive for four games and did not play in another contest.

- At Miami (9/9), started at right tackle and was a member of an offensive front that did not allow a sack on 38 pass attempts.
- At Los Angeles Chargers in London (10/21), entered the game at right guard late in the fourth quarter after Josh Kline suffered an injury.
- At Dallas (11/5), saw action at right tackle at the beginning of the second half after Jack Conklin left the remainder of the game with an injury.
- Against New England (11/11), started at right tackle and was a part of an offensive front that opened holes for Titans' rushers to gain 150 yards on the ground.
- Against Jacksonville (12/6), played as a reserve at both right tackle and left tackle in the contest.
- At N.Y. Giants (12/16), started at right tackle and helped block for Titans' rushers to amass 215 yards, including a 170-yard performance by Derrick Henry.
- Against Indianapolis (12/30), started at right tackle and was a member of an offensive front that did not allow a sack on 29 pass attempts.

**2017 (16/1, 2/0 - Tennessee):** Played in all 16 games with one start as an extra tight end. Saw action as a reserve in his first two career postseason contests.

- At Jacksonville (9/17), played as a reserve as an extra tight end and helped open holes for a rushing attack that amassed 179 yards on 36 carries (5.0 avg.).
- At Houston (10/1), started as an extra tight end as the team opened the game in a jumbo package.
- At Miami (10/8), saw significant action at left tackle after Taylor Lewan left the game in the second quarter with an injury.
- Against Cincinnati (11/12), saw action as a reserve as an extra tight end and helped open holes for Titans' rushers to gain 180 yards on the ground.
- At Arizona (12/10), saw significant action as a reserve at left tackle after Taylor Lewan left the game in the second quarter with an injury.
- Against Jacksonville (12/31), saw action as a reserve as an extra tight end and for a series at left tackle when Taylor Lewan left the game briefly with an injury.
- At Kansas City (1/6), played limited snaps as a reserve on special teams in his first career postseason game.
- At New England (1/13), saw significant action at right tackle after Jack Conklin left the game in the first quarter with an injury.

**2016 (16/6 - Tennessee):** Played in all 16 games with six starts as an extra tight end in his first season with the Titans. Helped open holes for

the NFL's third-ranked rushing attack which averaged 136.7 rush yards per game.

- At Houston (10/2), saw limited action as a reserve at right tackle when Jack Conklin left the game briefly with an injury.
- Against Cleveland (10/16), made his first Titans start as an extra tight end.
- Against Indianapolis (10/23), started as an extra tight end and saw 11 snaps in that role.
- Against Jacksonville (10/27), played as a reserve as an extra tackle and helped open holes for Titans' ball carriers to accumulate 214 yards on the ground.
- Against Green Bay (11/13), entered the game at left tackle early in the first quarter after Taylor Lewan was disqualified for contacting an official. Blocked for an offense that amassed 446 total yards and six touchdowns in a 47-25 victory against the Packers.
- At Indianapolis (11/20), started as an extra tight end. Played left tackle in the fourth quarter after Taylor Lewan left the game with an injury.
- At Chicago (11/27), started as an extra tight end and helped block for Titans' ball carriers to gain 149 yards on the ground.
- Against Denver (12/11), saw action as a reserve as an extra tight end and helped open holes for Titans' rushers to amass 180 rushing yards on 42 carries in a 13-10 victory over the Broncos.
- At Kansas City (12/18), played as a reserve as an extra tight end and helped pave the way for Titans' ball carriers to gain 148 yards on the ground.

**2015 (14/2 - Philadelphia):** Appeared in a career-high 14 games with two starts at right tackle.

**2014 (3/3 - Philadelphia):** Started three games for the Eagles, two at left guard and one at right guard. Was inactive for 13 contests.

- At Indianapolis (9/15), started at left guard for the first time in his career, filling in for an injured Evan Mathis

**2013 (0/0 - Philadelphia):** Was inactive for all 16 contests.

**2012 (13/10 - Philadelphia):** Played in 13 games with 10 starts as a rookie. Made three starts at right guard and seven starts at right tackle. Did not play in three contests.

- Against Atlanta (10/28), made his first-career start at right guard.
- At Washington (11/18), started at right tackle for the first time in his career.

#### COLLEGE:

- Spent four seasons (2008-11) at Purdue and appeared in 42 career games, including starts in 37 consecutive games.
- Named the team's Bob Griese Offensive Most Valuable Player in both 2010 and 2011.
- Was a team co-captain and offensive MVP as a senior in 2011. Selected an All-Big Ten honorable mention choice by the conference's coaches and media. With Kelly anchoring the left tackle spot, the 2011 Boilermaker line cleared the way for a running game that produced 11 100-yard rushing games in 13 contests, including 393 yards against Southeast Missouri and 265 yards against Western Michigan in the Little Caesars Pizza Bowl.
- Named the team MVP on offense as a junior in 2010. Started in all 12 games and helped anchor an offensive line that blocked for a school-record five consecutive games with 200-plus rushing yards. Earned All-Big Ten honorable mention and Academic All-Big Ten accolades as a junior.
- Started at left tackle in all 12 games as a sophomore in 2009 and garnered Academic All-Big Ten honors.
- Appeared in five games as a reserve during his freshman campaign in 2008.
- Graduated with a degree in organizational leadership and supervision from Purdue.

#### PERSONAL:

- Married to Jerianna with daughters Eden, Isla and Emilia. They own two dogs, Harley and Sanford.
- Attended Marian Catholic (Chicago Heights, Ill.) High School, where he was a three-year starter at tight end. Named All-area and team captain as senior and honorable mention all-area his junior year.
- Also played basketball in high school.
- Follow Kelly on Twitter and Instagram at @DennisKelly67.
- List of favorites: (movies) "Inception," "Boondock Saints" and "The Dark Knight" trilogy; (TV show) "How I Met Your Mother"; (book) *To Kill*

*A Mockingbird*; (meal) his dad's spaghetti; and (musical artists) Killswitch Engage and Breaking Benjamin.

- Born Dennis Andrew Kelly on Jan. 16, 1990 in Chicago Heights, Ill.

## DENNIS KELLY'S NFL STATISTICS

### REGULAR SEASON

Year	Team	GP	GS
2012	Philadelphia	13	10
2013	Philadelphia	0	0
2014	Philadelphia	3	3
2015	Philadelphia	14	2
2016	Tennessee	16	6
2017	Tennessee	16	1
2018	Tennessee	11	5
2019	Tennessee	15	4
<b>NFL Totals</b>		<b>88</b>	<b>31</b>

### PLAYOFFS

Year	Team	GP	GS
2017	Tennessee	2	0
2019	Tennessee	3	0
<b>NFL Totals</b>		<b>5</b>	<b>0</b>

### Starts Breakdown:


2012 - RG 3, RT 7; 2014 - LG 2, RG 1; 2015 - RT 2; 2016 - TE 6; 2017 - TE 1; 2018 - RT 5; 2019 - LT 4

### Additional Career Statistics

Receptions - 1-yard touchdown vs. Jacksonville (11/24/19)  
Fumble Recovery - 2 (2015), 1 (2019)  
Tackles - 1 (2016)

### Additional Playoff Statistics

Receptions - 1-yard touchdown at Kansas City (1/19/20)



# 69 ZAC KERIN

GUARD • 6'5" • 305 LBS • COLLEGE: TOLEDO

ACQUIRED: FREE AGENT - 2020 • NFL EXPERIENCE (NFL/TITANS): 5/1

HOMETOWN: LEWIS CENTER, OHIO

GAMES PLAYED/GAMES STARTED: 16/2 (PLAYOFFS: 1/0)

**PRO:** The Titans signed offensive lineman Zac Kerin during the 2020 offseason to provide depth and competition to the interior of the offensive front. The 6-foot-5-inch, 305-pounder has versatility having played both guard and center during his career. The University of Toledo product was originally signed as a rookie free agent by the Minnesota Vikings in 2014. Kerin has appeared in 16 games with two starts during four NFL seasons (2015-18) with the Vikings, Detroit Lions and Washington. He has also spent time with the N.Y. Giants and Atlanta Falcons.

#### TITANS TIDBITS:

- While at Toledo, Kerin anchored an offensive front that helped block for former Titans running back David Fluellen, who was the nation's 12th-leading rusher with 1,498 yards in 2012.
- Kerin enjoys hunting and fishing in his spare time.

#### CAREER TRANSACTIONS:

- The Lewis Center, Ohio, native was originally signed by the Minnesota Vikings as an undrafted free agent on May 10, 2014.
- Waived by the Vikings on Aug. 30, 2014 and signed to Vikings' practice squad a day later.
- Signed a future's contract with the Vikings on Dec. 30, 2014.
- Waived by the Vikings on Sept. 2, 2017.
- Signed by the Detroit Lions as a free agent on Sept. 3, 2017.
- Signed by the N.Y. Giants as a free agent on July 12, 2018.
- Waived by the Giants on Sept. 1, 2018.
- Signed by the Atlanta Falcons as a free agent on Sept. 18, 2018.
- Waived by the Falcons on Oct. 23, 2018.
- Signed by Washington as a free agent on Dec. 4, 2018.
- Released by Washington on Aug. 31, 2019
- Signed by the Titans as a free agent on April 29, 2020.

#### SEASON RECAPS:

**2019 (0/0 - Washington):** Spent the 2019 offseason and preseason with Washington, but was released during roster cuts.

**2018 (0/0 - Atlanta; 2/1 - Washington):** Joined the N.Y. Giants before training camp and was released following the preseason. Signed to the Falcons 53-man roster in Week 3 and was inactive for four games before being waived by the Falcons on Oct. 23, 2018. Signed with Washington on Dec. 4, 2018 and appeared in two games with one start. Did not play in one contest and was inactive for another game.

- At Jacksonville (12/16), made his Washington debut competing on offense in the win.
- At Tennessee (12/22), started at right guard, helping the offense compile 161 rushing yards.

**2017 (1/1 - Detroit):** Started one contest and was inactive for two games before being placed on injured reserve on Sept. 30, 2017.

- Against Atlanta (9/24), made his first career NFL start as the left guard.

**2016 (9/0 - Minnesota):** Appeared in a career-high nine games, competing from scrimmage in eight contests. Was inactive for four games and did not play in three other games.

- At Jacksonville (12/11), subbed for injured guard Brandon Fusco on an offensive line that did not allow a sack, helping Sam Bradford complete 70.6 percent of his passes for 292 yards, one touchdown and a 106.5 passer rating.

**2015 (4/0, 1/0 - Minnesota):** Appeared in four games, playing on special teams and as a backup lineman. Did not play in 11 games and was inactive for another contest. Played on special teams in his first career playoff game.

- Against St. Louis (11/8), made his NFL game debut when he replaced injured guard Brandon Fusco.

**2014 (0/0 - Minnesota):** Earned a place on the Vikings' practice squad for his entire rookie season.

#### COLLEGE:

- In four seasons at Toledo (2010-13), appeared in 50 games with 38 career starts. Did not miss a game over the final three years of his collegiate career.
- Named to the All-MAC team three consecutive seasons, first-team in 2012 and second-team in 2011 and 2013.
- As a senior (2013), anchored an offensive line that allowed only five sacks during the campaign, which ranked first nationally.
- As a junior (2012), named a first-team All-MAC selection after starting all 13 games at center. Was a key part of an offense that ranked third in MAC in total offense (445.2) and fifth in scoring offense (31.5). Made watch list for Rimington Trophy for nation's best center and Rotary Lombardi for best down lineman.
- As a sophomore (2011), was a second-team All-MAC selection. Was a key part of an offense that ranked eighth in the nation and first in MAC in scoring (42.2), and 10th in the nation and first in MAC in total offense (481.3).
- As a redshirt freshman (2010), played in 12 games as a reserve on the offensive line.
- As a freshman (2009), redshirted.
- Majored in civil engineering at Toledo and was a CoSIDA Academic All-District and Academic All-MAC selection.

#### PERSONAL:

- Attended Olentangy (Lewis Center, Ohio) High School where he was a first-team All-District and special mention All-State offensive lineman as a senior. On defense, collected 55 tackles, five sacks, two forced fumbles and two fumble recoveries.
- Was selected to play in the North-South All-Star Game.
- Enjoys fishing and paintball.
- Born Zachary Todd Kerin on Aug. 13, 1991 in Delaware, Ohio.

## ZAC KERIN'S NFL STATISTICS

### REGULAR SEASON


Year	Team	GP	GS
2014	Minnesota	PS	
2015	Minnesota	4	0
2016	Minnesota	9	0
2017	Detroit	1	1
2018	ATL/WAS	2	1
<b>NFL Totals</b>		<b>16</b>	<b>2</b>

### PLAYOFFS

Year	Team	GP	GS
2015	Minnesota	1	0
<b>NFL Totals</b>		<b>1</b>	<b>0</b>

### Starts Breakdown:

2017 - 1 LG; 2018 - 1 RG



# 6 BRETT KERN

PUNTER • 6'2" • 214 LBS • COLLEGE: TOLEDO

ACQUIRED: WAIVERS - 2009 (DEN) • NFL EXPERIENCE (NFL/TITANS): 12/11

HOMETOWN: GRAND ISLAND, N.Y.

GAMES PLAYED/GAMES STARTED: 192/0 (PLAYOFFS: 5/0)



**Pro Bowl: 2017, 2018, 2019**

**PRO:** Since joining the Titans in 2009, Brett Kern has placed his name at the very top of most of the franchise's leaderboards at his position. At the end of the 2019 campaign, he ranked as the team's all-time career leader in gross punting average (45.9 yards), net punting average (40.8) and punts placed inside the 20 (333). He punted 839 times in a Titans uniform from 2009–2019, second all-time for the franchise (861 by Craig Hentrich). Kern owns the top eight net punting seasons in franchise history and six of the team's top eight gross punting seasons. His 170 consecutive games played (regular season) at the conclusion of 2019 ranked second in team history behind only Bruce Matthews' 232 consecutive contests, while his 170 total games ranked sixth in franchise annals and were the most in the organization's "Titans era" (1999–2019). He was named to three consecutive Pro Bowls (2017-19) and earned first-team Associated Press All-Pro honors for the first time in 2019. Kern also has served as the team's holder on field goal and extra point attempts for his entire tenure. The University of Toledo product was acquired by the Titans during the 2009 season when he was claimed off waivers from the Denver Broncos.

## CAREER HIGHLIGHTS:

- In 2019, Kern was named to the Pro Bowl for the third consecutive season, and he earned first-team Associated Press All-Pro honors for the first time in his career. His 37 punts inside the 20 led the NFL, and his 43.1-yard net average ranked second in team history.
- In 2018, Kern was named to the Pro Bowl for the second consecutive season. His 39 punts inside the 20-yard line on 74 attempts established a franchise record and a career high. He finished the season with a career-long streak of 16 consecutive punts placed inside the 20, including every punt in the final three games of the season.
- In 2017, Kern's gross punting average (49.7) ranked eighth in NFL history and was the highest of any player since 2012. His net punting average (44.6) ranked second in NFL history. He was named to his first career Pro Bowl and was selected second-team Associated Press All-Pro after leading the NFL with a career-high and franchise-best 49.7 gross average and a career-best and franchise-high 44.6 net average.
- In 2016, Kern placed 41.6 percent of his punts inside the opponent's 20-yard line (32 of 77), which at the time ranked second in his career (42.2 in 2009).
- In 2015, Kern launched a career-high tying 88 punts to become the second-leading punter (career punts) in franchise history. He placed a then-career-high 34 punts inside the 20 with only one touchback (career low). He also accomplished a first-of-its-kind feat, becoming the first punter in NFL history to record 80 or more punts, a net average of 40 yards, and one or zero touchbacks in a single season.
- In 2014, Kern booted 88 total punts for a gross average of 46.8 yards and a net average of 40.8 yards, which broke his own single-season team record (40.4-yard net average in 2012).
- In 2013, Kern established then-career benchmarks with 32 punts inside the 20-yard line and only two touchbacks.
- Kern arguably had his most productive season in 2012 when he ranked fifth in the AFC with what at the time was a franchise record and career-best 47.6 gross punt average. He also finished ninth in the AFC with a then-franchise record 40.4 net punting average.
- In 2009, Kern's combined average of 45.5 yards per punt with the Titans and Broncos ranked eighth in the NFL.
- In 2008, Kern ranked fifth in the league with a 46.7-yard punting average and was named to the All-Rookie team by Pro Football Weekly/PFWA and the Sporting News.

## TITANS TIDBITS:

- Kern's father, Cal, is a former professional soccer goalie.
- Kern is an avid golfer that sports a +1 handicap. He picked the game up late in his high school years and caddied for three summers at Inverness Golf Club while in college. The course is located in Toledo, Ohio, and has hosted PGA and NCAA Championships. In 2011, Kern competed in The Vinny, a local golf fundraising tournament hosted by singers Vince Gill and Amy Grant, and finished fourth in the event.

## CAREER TRANSACTIONS:

- The Grand Island, N.Y., native was originally signed by the Denver Broncos as a rookie free agent on April 28, 2008.
- Claimed by the Titans off waivers from the Broncos on Oct. 27, 2009.

## SEASON RECAPS:

- 2019 (16/0, 3/0 - Tennessee):** Named first-team All-Pro by the Associated Press. Selected to his third career Pro Bowl. Led the NFL with 37 kicks placed inside the 20-yard line. Led the AFC with a 47.1 gross avg. and ranked third in the AFC with a 43.1 net avg. Saw action in all 16 games for the 12th consecutive season and punted 78 times for 3,672 yards (47.1 avg.). Completed one of two passes for 11 yards and rushed once for no gain. Played in all three postseason contests and punted 15 times for 729 yards (48.6 avg.). Completed his only postseason pass for 28 yards. Has appeared in 170 games with the Titans, which ranks sixth on the team's all-time career games played list. Registered 39 punts of 50 or more yards in 2019. Tied the NFL record with eight punts placed inside the 20 at Denver (10/13/19). Became the second player in franchise history to reach 800 career punts with the team at Denver (10/13/19).
- At Cleveland (9/8), punted six times for 277 yards (46.2 avg.) with three kicks placed inside the 20-yard line. Pinned the Browns deep in their own territory with a 46-yard punt that was downed at the Cleveland seven-yard line late in the opening stanza. Flipped field position with a massive 70-yard punt that was downed at the Browns' three-yard line and led to Cameron Wake's safety of Baker Mayfield two plays later.
  - At Atlanta (9/29), punted five times for 225 yards (45.0 avg.) with all five kicks placed inside the 20-yard line. It was the seventh time in his career he placed at least five punts inside the 20 in a game. Boomed a 53-yard punt that went out of bounds at the Falcons' 10-yard line early in the second quarter. Pinned Atlanta deep in their own territory with a 50-yard punt that went out of bounds at the Falcons' five-yard line in the third stanza. Placed a 39-yard punt that went out of bounds at the Atlanta 10-yard line late in the third quarter. Pinned the Falcons' at their two-yard line with a 33-yard punt that was downed by Beau Brinkley late in the final quarter.
  - At Denver (10/13), punted nine times for 424 yards (47.1 avg.) with a career-best eight kicks placed inside the 20-yard line. Tied the NFL record with eight punts placed inside the 20 in a game. Flipped field position with a 61-yard punt to the Broncos' seven-yard line in the first quarter. Pinned the Broncos deep in their own territory with a 40-yard punt to the Denver 10-yard line in the third quarter. Nailed a 57-yard punt out of bounds at the Denver 15-yard line in the third stanza. Placed a 38-yard punt that was downed by LeShaun Sims at the Broncos' three-yard line in the final quarter.
  - Against L.A. Chargers (10/20), punted twice for 84 yards with both kicks being placed inside the 20-yard line. Extended the Titans' opening scoring drive with an 11-yard pass to Kevin Byard on the fake punt on fourth-and-eight in the opening stanza.
  - Against Tampa Bay (10/27), punted five times for 248 yards (49.6 avg.) with one kick placed inside the 20-yard line. Had one rush for zero yards on a fake field goal. Flipped field position with a 61-yard punt to the Tampa



Bay 15-yard line in the third stanza.

- Against Kansas City (11/10), punted four times for 204 yards (51.0 avg.) with two kicks inside the 20-yard line. His 49.8-yard net average was the second-highest net average of his career and tied for the second-highest net average in franchise history. Pinned the Chiefs deep in their own territory with a 41-yard punt that was fair caught at the Kansas City eight-yard line late in the opening stanza. Boomed a 56-yard punt to the Chiefs' four-yard line late in the second quarter. Flipped field position with a 65-yard punt to the Kansas City 18-yard line early in the third quarter.
- At Indianapolis (12/1), punted five times for 244 yards (48.8 avg.) with four kicks placed inside the 20-yard line. Pinned the Colts deep in their own territory with a 31-yard punt that was fair caught at the 10-yard line in the second quarter. Boomed a 48-yard punt that downed at the Indianapolis six-yard line late in the second stanza. Flipped field position by blasting a 63-yard punt late in the third quarter. Placed a 37-yard punt that was fair caught at the Colts' 10-yard line in the final quarter.
- At New England (1/4), punted six times for 275 yards (45.8 avg.) with four kicks placed inside the 20-yard line. Pinned the Patriots deep in their own territory with a 44-yard punt to the New England 13-yard line in the third quarter. Placed a 36-yard punt that was downed at the Patriots' seven-yard line in the third quarter. Boomed a 58-yard punt that rolled dead at the New England one-yard line late in the fourth quarter.
- At Baltimore (1/11), punted six times for 315 yards (52.5 avg.) with a touchback. Placed a 32-yard punt to the Ravens' 12-yard line early in the fourth quarter.
- At Kansas City (1/19), punted three times for 139 yards (46.3 avg.) with one kick placed inside the 20-yard line. Flipped field position with a 53-yard punt to the Kansas City 12-yard line in the fourth quarter. Extended the Titans' final touchdown drive with a 28-yard pass to Amani Hooker on a fake punt in the fourth quarter.

**2018 (16/0 - Tennessee):** Named to his second consecutive Pro Bowl. Named to the PFWA's All-AFC team. Ranked second in the AFC with a 47.1 gross avg. Ranked second in the AFC with a 41.7 net avg. Set a career-high with 39 punts placed inside the 20-yard line, including a career-best 16 consecutive punts inside the 20 to conclude the season. Punted 74 times for 3,483 yards and collected a special teams tackle. Registered 34 punts of 50 or more yards.

- At Miami (9/9), punted four times for 179 yards (44.8 avg.) with four kicks placed inside the 20-yard line. Flipped field position with a 55-yard punt to the Dolphins' 18-yard line in the second stanza.
- Against Houston (9/16), punted five times for 261 yards (52.2 avg.) with one kick placed inside the 20-yard line. Flipped field position by booming a season-long 62-yard punt to the Texans' seven-yard line early in the third quarter.
- Against Philadelphia (9/30), punted five times for 254 yards (50.8 avg.) with two kicks placed inside the 10-yard line. Registered his first career tackle with a key stop along the sideline in the fourth quarter. Pinned the Eagles deep in their own territory twice in the second quarter with a 48-yard kick that was downed at the Philadelphia five-yard line and a 49-yarder that rolled out of bounds at the Philadelphia three-yard line.
- At Los Angeles Chargers in London (10/21), punted twice for 103 yards (51.5 avg.) with a long of 54 yards. Appeared in his 145th consecutive game with the Titans, the fourth longest streak in franchise history.
- Against New England (11/11), punted five times for 241 yards (48.2 avg.) with two kicks placed inside the 20-yard line. Pinned the Patriots deep in their own territory with a 36-yard punt that was fair caught at the New England nine-yard line in the second quarter. With his 147th consecutive game in a Titans uniform, he passed Craig Hentrich (146) and tied Robert Brazile for third place on the franchise's all-time consecutive games played list.
- At Indianapolis (11/18), punted six times for 296 yards (49.3 avg.) with three kicks placed inside the 20-yard line. Moved into second place on the team's consecutive games played list (148) trailing only Bruce Matthews (232).
- Against Jacksonville (12/6), punted twice for 118 yards (59.0 avg.) with one kick placed inside the 20-yard line. Flipped field position and tied his season long with a 63-yard punt to the Jaguars' 25-yard line in the second quarter. Pinned the Jaguars deep in their own territory with a 56-yard punt to the Jacksonville five-yard line early in the fourth quarter.
- At N.Y. Giants (12/16), punted five times for 220 yards (44.0 avg.) with all five kicks placed inside the 20-yard line on a rainy and windy day.
- Against Washington (12/22), punted four times for 169 yards (42.3 avg.) with all four kicks placed inside the 20-yard line. With his 152nd game in a Titans uniform, passed Benji Olson (152) for ninth place on the team's

all-time games played list. Pinned Washington' deep in its own territory with a 40-yard punt to the Washington seven-yard line late in the first quarter. Placed a 49-yard punt that was downed at the seven-yard line early in the third quarter. Launched a 50-yard punt that went out of bounds at the 15-yard line with less than 20 seconds to play in the fourth quarter.

- Against Indianapolis (12/30), punted six times for 272 yards (45.3 avg.) with all six kicks placed inside the 20-yard line. Finished the season with 16 consecutive kicks placed inside the 20-yard line. Pinned the Colts deep in their own territory with a booming 58-yard punt that went out of bounds at the Indianapolis 10-yard line in the opening stanza. Set up the Titans' defensive touchdown by plaining a 56-yard punt that was downed at the Colts' six-yard line in the second quarter. Nailed a 54-yard punt to the Indianapolis seven-yard line in the third stanza.

**2017 (16/0, 2/0 - Tennessee):** Named to his first career Pro Bowl and was selected second-team Associated Press All-Pro. Led the NFL with a career-high and franchise-best 49.7 gross average and a career-best and franchise-high 44.6 net average. His gross punting average ranked eighth in NFL history and was the highest of any player since 2012. His net punting average ranked second in NFL history. Registered 42 punts of 50 or more yards in 2017. Posted a career-best 56.8 gross punt average against Seattle (9/24/17). Notched a career-high 50.2 net punt average at Miami (10/8/17). Played in his 150th career game against Indianapolis (10/16/17). Played in his 136th consecutive game with the Titans at San Francisco (12/17/17) and in doing so, passed former linebacker Keith Bulluck (135) and former defensive end Elvin Bethea (135) for fifth place in franchise history for consecutive games played.

- Against Seattle (9/24), punted six times for 341 yards for a career-best 56.8 gross punt average. Boomed three punts of 60 or more yards and placed two kicks inside the 20-yard line. Flipped field position by nailing a 62-yard punt to the Seattle two-yard line in the first quarter.
- At Houston (10/1), punted five times for 246 yards (49.2 avg.) with one kick placed inside the 20-yard line. Flipped field position with a 54-yard punt to the Texans' 14-yard line in the third stanza.
- At Miami (10/8), tied a career-high with 10 punts for a career-best 54.9 yards (54.9 avg.) while setting a single-game career mark with a 50.2 net avg. Placed four punts inside the 20-yard line. Flipped field position with a 60-yard punt to the Dolphins' 10-yard line in the first quarter. Pinned the Dolphins deep in their own territory with a 48-yard punt that was downed at the Miami three-yard line in the opening stanza. Nailed a 58-yard punt that was fair caught at the Dolphins' 13-yard line in the second stanza. Boomed a season-long 71-yard punt from deep in his own end zone in the third quarter.
- At Cleveland (10/22), punted four times for 208 yards (52.0 avg.) with two kicks placed inside the 20-yard line. Flipped field position with a 55-yard punt to the Browns' 12-yard line in the first quarter. Pinned the Browns deep in their own territory with a 58-yard punt to the Cleveland nine-yard line late in the fourth quarter.
- Against Baltimore (11/5), punted five times for 256 yards (51.2 avg.) with three kicks placed inside the 20-yard line. Pinned the Ravens deep in their own territory with a 56-yard punt that was downed at the Baltimore six-yard line. Placed a 41-yard punt that was fair caught at the Ravens' nine-yard line in the third quarter.
- Against Cincinnati (11/12), punted six times for 339 yards (56.5 avg.) with a season-long kick of 74 yards, the second-longest kick of his career. Flipped field position with a pair of punts (74, 66) in the final stanza.
- At Arizona (12/10), punted six times for 313 yards (52.2 avg.) with two kicks placed inside the 20-yard line. Flipped field position by nailing a 54-yard punt that went out of bounds at the Arizona 12-yard line early in the second quarter.
- At San Francisco (12/17), punted twice for 111 yards (55.5 avg.) with one kick placed inside the 20-yard line. Played in his 136th consecutive game with the Titans. In doing so, he passed former linebacker Keith Bulluck (135) and former defensive end Elvin Bethea (135) for fifth place in franchise history for consecutive games played. Flipped field position with a 59-yard punt that was downed at the San Francisco 13-yard line in the fourth quarter.
- Against Jacksonville (12/31), punted nine times for 383 yards (42.6 avg.) with four kicks placed inside the 20-yard line. Flipped field position with a 70-yard punt to the Jaguars' two-yard line in the third quarter.
- At Kansas City (1/6), punted three times for 131 yards (43.7 avg.) with two kicks placed inside the 20-yard line in his first career postseason game. Flipped field position by booming a 57-yard punt in the first stanza.

**2016 (16/0 - Tennessee):** Punted 77 times for 3,402 yards (44.2 avg.) with

32 kicks placed inside the 20-yard line. Registered 19 punts of 50 or more yards.

- At Detroit (9/18), punted three times for 142 yards (47.3 avg.) with one kick placed inside the 20-yard line. Pinned the Lions deep in their own territory with a 37-yard punt that was downed by Cody Riggs at the Lions' one-yard line in the second stanza.
- Against Oakland (9/25), punted six times for 311 yards (51.8 avg.) with three kicks placed inside the 20-yard line. Pinned the Raiders deep in their own territory with a 53-yard punt that was fair caught at the Oakland seven-yard line. Boomed a 40-yard punt that was fair caught at the Raiders' nine-yard line in the second quarter. Pinned the Raiders deep in their own territory with a booming 62-yard punt that went out of bounds at the Oakland 10-yard line in the third quarter.
- Against Cleveland (10/16), punted five times for 225 yards (45.0 avg.) with three kicks placed inside the 20-yard line. Pinned the Browns deep in their own territory with a 29-yard punt that was fair caught at the Cleveland eight-yard line in the second quarter. Launched a 52-yard punt that was downed at the Browns' 11-yard line in the second stanza. Flipped field position with a 46-yard punt that was fair caught at the Browns' six-yard line in the third quarter.
- Against Indianapolis (10/23), punted four times for 188 yards (47.0 avg.) with three kicks placed inside the 20-yard line. Pinned the Colts deep in their own territory with a 29-yard punt that was downed at the Indianapolis seven-yard line in the second quarter. Boomed a 48-yard punt that was downed at the Colts' seven-yard line in the second quarter. Flipped field position with a 62-yard punt in the third quarter.
- Against Green Bay (11/13), punted four times for 166 yards (41.5 avg.). Forced a Trevor Davis muffed punt that was recovered by LeShaun Sims in the second quarter.
- At Chicago (11/27), punted four times for 177 yards (44.3 avg.) with two kicks placed inside the 20-yard line. Pinned the Bears deep in their own territory with a 44-yard punt that was fair caught at the Chicago 11-yard line.
- Against Denver (12/11), punted a season-high seven times for 308 yards (44.0 avg.) with three kicks placed inside the 20-yard line. Nailed a 43-yard punt that was fair caught at the Denver six-yard line late in the first stanza. Pinned the Broncos deep in their own territory late in the fourth quarter with a 47-yard punt that was downed by Tre McBride at the Denver two-yard line.
- At Kansas City (12/18), punted four times for 142 yards (35.5 avg.) and limited Tyreek Hill to just three return yards on three punt returns.
- Against Houston (1/1), punted five times for 211 yards (42.2 avg.) with a season-high five punts placed inside the 20-yard line. Boomed a 48-yard punt that went out of bounds at the Houston 10-yard line in the second quarter.

**2015 (16/0 - Tennessee):** Totaled 88 punts (tied for fifth place in franchise history), a 47.4-yard gross average (second in franchise history), a 40.3 net average (third in franchise history), a career-high 34 punts inside the 20 (third in franchise history) and only one touchback (career low). Accomplished a first-of-its-kind feat, becoming the first punter in NFL history to record 80 or more punts, a net average of 40 yards, and one or zero touchbacks in a single season. Boomed 42 punts of 50 or more yards in 2015. Placed a career-high seven punts inside the 20-yard line against Houston (12/27/15), which also qualified as the most ever recorded for the franchise (statistic tracked since 1976) and the most by any NFL punter in 2015. The seven punts inside the 20 also tied for the third-highest total in any NFL game since 1976. On his third punt of the day against Houston (12/27/15), passed Jim Norton (522) for second place on the franchise's all-time career punting list. Registered four punts at Tampa Bay (9/13/15) and became the third player in franchise history to reach 450 punts in a Titans/Oilers uniform.

- At Tampa Bay (9/13), punted four times for 189 yards (47.3 avg.) with one kick placed inside the 20-yard line. Boomed a 57-yard punt in the second quarter. Pinned the Browns deep in their territory with a 38-yard punt that was downed at the two-yard line in the third quarter.
- Against Atlanta (10/25), punted seven times for 305 yards (43.6 avg.) with five kicks placed inside the 20-yard line. Pinned Atlanta deep in their own territory with a 36-yard punt that was fair caught at the Falcons' 12-yard line. Boomed a 54-yard punt that was fair caught at the Falcons' 15-yard line. Placed a 39-yard punt that was fair caught at the Atlanta 11-yard line in the second quarter. Pinned the Falcons deep in their own territory with a 38-yard punt that went out of bounds at the Atlanta 12-yard line.
- At Houston (11/1), posted seven punts for 349 yards (49.9 avg.) with three kicks placed inside the 20-yard line and a 45.9 net avg. Six of his

seven punts went at least 50 yards or pinned the Texans inside the 20. Pinned the Texans deep in their territory with a 39-yard punt that was fair caught at the Houston 10-yard line in the second quarter. Boomed a 55-yard punt that went out of bounds at the Texans' seven-yard line.

- At Jacksonville (11/19), appeared in his 100th game with the Titans and punted five times for 226 yards (45.2 avg.) with two kicks placed inside the 20-yard line.
- At New England (12/20), punted five times for 272 yards (54.4 avg.) with one kick placed inside the 20-yard line. Boomed a 61-yard punt that Danny Amendola later fumbled setting up the Titans' first scoring drive. Boomed a 56-yard punt that went out of bounds at the Patriots' six-yard line in the third quarter.
- Against Houston (12/27), punted a season-high nine punts for 427 yards (47.4 avg.) with a career-high seven kicks placed inside the 20-yard line. Boomed a 58-yard punt to the Texans' six-yard line in the first quarter. Pinned the Texans deep in their own territory with a 31-yard punt that went out of bounds at the Houston five-yard line. Blasted a 59-yard punt to the Texans' six-yard line in the fourth quarter. On his third punt of the day, passed Jim Norton (522) for second place on the franchise's all-time career punting list.
- At Indianapolis (1/3), punted six times for 300 yards (50.0 avg.) with two kicks placed inside the 20-yard line. Pinned the Colts deep in their own territory with a 51-yard punt to the Indianapolis nine-yard line in the opening stanza. Boomed a 52-yard punt that was fair caught at the Colts' eight-yard line in the third quarter.

**2014 (16/0 - Tennessee):** Appeared in all 16 games and set a franchise record with a 40.8 net punt average. Punted career-high 88 times for career-best 4,118 yards (46.8 avg.) with 28 kicks placed inside the opponents' 20-yard line. His 46.8 gross average was the third-highest of his career. Boomed 37 punts of 50 or more yards in 2014. Notched a 48.8-yard net average at Baltimore (11/9/14), the third best of his career and the fourth best in team history. Notched a career-long and franchise-tying long 79-yard punt against Indianapolis (12/28/14).

- At Kansas City (9/7), punted six times for 304 yards with three kicks placed inside the 20-yard line. Boomed a 63-yard punt in the first quarter and nailed a 56-yard punt that forced the returner out of bounds at the Chiefs' two-yard line in the second quarter. His 50.7 gross average was his highest since Dec. 30, 2012 (51.0 against Jacksonville), and his 63-yard punt was his longest since a 63-yarder on Sept. 22, 2013 against the Chargers.
- At Indianapolis (9/28), saw action in his 100th career regular season game and punted six times for 265 yards (44.2 avg.) with two kicks placed inside the 20-yard line. Pinned the Colts deep in their own territory with a 35-yard punt that was fair caught at the Indianapolis nine-yard line in the third quarter.
- Against Jacksonville (10/12), punted five times for 249 yards (49.8 avg.) with three kicks placed inside the 20-yard line. Flipped field position by booming a 69-yard punt in the fourth quarter. It was the third-longest punt of his career and his longest since Dec. 2, 2012 against the Houston Texans (70 yards).
- Against Houston (10/26), totaled six punts for a 51.7-yard gross average and a 48.7 net average with two punts placed inside the 20. His net average at the time was the third best of his career and the fourth best in team history (minimum four punts). In the third quarter, he booted a punt that went 62 yards and pinned the Texans on their own two-yard line. His six punts gave him 400 total punts in a Titans uniform. He became the fourth player in franchise history to reach 400 punts, joining Craig Hentrich (861), Jim Norton (519) and Cliff Parsley (429).
- At Baltimore (11/9), punted eight times for 414 yards (51.8 avg.) with a 48.8 net avg. His 48.8-yard net average was the third best of his career and the fourth best in team history. Boomed a 58-yard punt to the Ravens' 18-yard line in the fourth quarter.
- Against N.Y. Giants (12/7), punted six times for 284 yards (47.3 avg.). In the third quarter, recorded the 500th punt of his seven-year NFL career. He also moved past Cliff Parsley (431 career punts) for third place on the team's all-time career punts list.
- Against N.Y. Jets (12/14), punted six times for 295 yards (49.2 avg.) with three kicks placed inside the 20-yard line. Pinned the Jets deep in their own territory with a 49-yard punt that was fair caught at the New York seven-yard line in the second quarter. Placed a 38-yard punt that was fair caught at the Jets' 10-yard line in the second stanza. On his third punt of the game, which marked his 432nd punt as a member of the Titans, he moved past Cliff Parsley (431 career punts) for third place on the team's all-time punting list.

- Against Indianapolis (12/28), punted seven times for 383 yards (54.7 avg.) with a career-long punt of 79 yards. Three of his kicks were placed inside the 20-yard line. His 79-yarder broke his previous career long of 71 yards (at Miami on Nov. 11, 2012) and tied the franchise record. Jim Norton set the record against Kansas City on Nov. 22, 1964, and it never was equaled until Kern's attempt. Kern punted seven times against the Colts for a gross average of 54.7 yards per punt, a net average of 46.1 yards per punt and three punts inside the 20. His gross average was the third-highest of his career.

**2013 (16/0 - Tennessee):** Appeared in all 16 games and punted 78 times for 3,386 yards (43.4 avg.). Placed a career-best 32 punts inside the 20-yard line with a career-low two kicks as touchbacks. Set a career-high and a franchise record by placing six punts inside the 20-yard line against Houston (12/29/13). Boomed 24 punts of 50 or more yards in 2013.

- Against San Diego (9/22), punted three times for 140 yards (46.7 avg.) with two kicks placed inside the 20-yard line and a long of 63 yards. Flipped field position with a 63-yard punt that was downed at the Chargers' 17-yard line in the first quarter. Was credited with one rush for zero yards after fumbling a snap in the second quarter. Pinned the Chargers deep in their own territory with a 35-yard punt that was downed at the San Diego 11-yard line in the fourth quarter.
- Against N.Y. Jets (9/29), punted seven times for 293 yards (41.9 avg.) and tied a career-best with four kicks inside the 20-yard line. Boomed a 53-yard punt to the Jets' 15-yard line in the second quarter. Nailed a 50-yard punt to the Jets' 12-yard line early in the third quarter. Pinned the Jets deep in their territory with a 34-yard punt that was downed by Tommie Campbell at the New York one-yard line in the third quarter. Boomed a 54-yard punt to the Jets' 24-yard line in the third stanza.
- Against Arizona (12/15), punted three times for 145 yards (48.3 avg.) with two kicks placed inside the 20-yard line. Pinned the Cardinals deep in their own territory with a 51-yard punt that was downed at the Arizona three-yard line in the second quarter.
- Against Houston (12/29), punted six times for 253 yards (42.2 avg.) and set a franchise record with all six kicks being placed inside the 20-yard line. Pinned the Texans at their own five-yard line with a 38-yard punt late in the third quarter. Boomed a 53-yard punt that was fair caught at the Houston 10-yard line. Nailed a 56-yard punt that went out of bounds at the Texans' nine-yard line.

**2012 (16/0 - Tennessee):** Appeared in all 16 games and ranked fifth in the AFC with a franchise record 47.6 gross punt average. Ranked ninth in the AFC with a franchise record 40.4 net punting average. Posted career-highs with 10 punts and 391 punt yards against N.Y. Jets (12/17/12). Ranked third in franchise history with a career-best 49.0 net punting average at Jacksonville (11/25/12). Boomed a career-long 71-yard punt at Miami (11/11/12). Boomed 34 punts of 50 or more yards in 2012.

- Against New England (9/9), punted four times for 209 yards (52.3 avg.) and placed two punts inside the 20-yard line. Flipped field position by booming a 56-yard punt in the opening quarter. Nailed a 54-yard punt to the Patriots' eight-yard line late in the second quarter. Lined up in the back of the end zone and booted a 55-yard punt in the third quarter.
- At San Diego (9/16), punted seven times for a then career-best 361 yards (51.6 avg.). Notched the third-best net punt average in franchise history with a then career-high 48.6 net punt average. Boomed a 63-yard punt to the Chargers' 25-yard line in the second quarter. Nailed a 54-yard punt that was marked out of bounds at the Chargers' 16-yard line in the third quarter.
- At Houston (9/30), punted seven times for 326 yards (46.6 avg.) and placed two kicks inside the 20-yard line. Boomed a 50-yard punt to the Texans' 14-yard line in the first quarter. Pinned the Texans deep in their own territory with a 52-yard punt to the Houston 12-yard line in the second stanza. Placed a 33-yard punt that was downed at the Houston seven-yard line. Blasted a 60-yard punt to the Texans' 14-yard line late in the third quarter.
- Against Pittsburgh (10/11), punted five times for 261 yards (52.2 avg.) with two kicks placed inside the 20-yard line. Boomed a 61-yard punt to the Steelers' 15-yard line in the second quarter. Flipped field position by nailing a 58-yard punt late in the second quarter.
- At Miami (11/11), punted four times for 208 yards (52.0 avg.) with a net avg. of 48.0 yards. Placed three kicks inside the 20-yard line. Boomed a career-long 71-yard punt that rolled out of bounds at the Dolphins' 15-yard line in the first quarter. Nailed a 50-yard punt to the Dolphins' 14-yard line in the second quarter. Placed a 36-yard punt that was downed at the Miami eight-yard line in the fourth quarter.
- At Jacksonville (11/25), punted four times for 201 yards (50.3 avg.) and

punted a career-best 49.0 net punting average. The net punting average ranked third in Titans' franchise history.

- Against Houston (12/2), punted six times for 303 yards (50.5 avg.) with two kicks inside the 20-yard line. Boomed a 70-yard punt to flip field position in the first quarter. Pinned the Texans deep in their own territory with a 40-yard punt that was downed at the Houston one-yard line in the second quarter. Registered a special teams tackle on coverage units.
- Against N.Y. Jets (12/17), punted a career-best 10 times for a career-high 391 yards with four kicks placed inside the 20-yard line. Pinned the Jets deep in their territory with a 44-yard punt that was fair-caught at the New York seven-yard line in the second quarter. Flipped field position with a 43-yard punt that fair-caught at the Jets' eight-yard line in the fourth quarter.

**2011 (16/0 - Tennessee):** Appeared in all 16 games and set a new franchise record with his 39.4-yard net average, topping Craig Hentrich's previous franchise high of 39.2 yards, set in 1998. Registered a career-high 86 punts for 3,747 yards (43.6 avg.). Set a career-high with 31 punts placed inside the 20-yard line in 2011. Ranked seventh in the AFC with a 39.4-yard net punt avg. Boomed 22 punts of 50 or more yards in 2011.

- Against Baltimore (9/18), punted three times for 119 yards with two punts placed inside the 20-yard line. Nailed a 55-yard punt in the first quarter. Pinned the Ravens deep in their own territory with a 33-yard punt that was downed by Gerald McRath at the Baltimore four-yard line in the opening stanza.
- Against Denver (9/25), punted four times for 176 yards (44.0 avg.). Boomed a 62-yard punt in the first quarter. Nailed a 51-yard punt later in the opening stanza. Kept a Titans' scoring drive alive by scooping up an errant snap and racing 21 yards down the right sideline in the second quarter.
- Against Houston (10/23), punted seven times for 319 yards (45.6 avg.) with two kicks inside the 20-yard line. Tallied a 44-yard punt that was downed at the Texans' eight-yard line in the first quarter. Boomed a 54-yard punt in the second quarter that went out of bounds at the Texans' six-yard line. Launched a 53-yard punt early in the third quarter.
- Against Indianapolis (10/30), tied a career-high with eight punts for 330 yards (41.3 avg.). Placed a 30-yard punt that was fair caught at the Colts' 13-yard line late in the first stanza. Boomed a 55-yard punt in the third quarter and a 54-yard punt in the final stanza.
- Against Jacksonville (12/24), punted four times for 172 yards (43.0 avg.) with three kicks placed inside the 20-yard line. Nailed a 47-yard punt that was downed at the Jaguars' three-yard line in the first quarter. Placed a 30-yard punt that was downed at the Jaguars' eight-yard line in the second stanza. Boomed a 51-yard punt that was fair caught at the Jaguars' 16-yard line in the third quarter.
- At Houston (1/1), punted six times for 286 yards (47.7 avg.) and tied a season-best with four kicks placed inside the 20-yard line and a 45.8 net avg. Placed a 35-yard punt that was downed at the Texans' 10-yard line in the first quarter. Nailed a 47-yard punt that was downed at the Texans' three-yard line in the second stanza. Boomed a 58-yard punt in the third quarter. Booted a 52-yard punt that went out of bounds at the Texans' five-yard line in the fourth quarter.

**2010 (16/0 - Tennessee):** Appeared in all 16 games and finished fifth in the AFC with a 39.1-yard net avg. Registered career-highs with 77 punts, 3,302 yards and 39.1 net avg. Tied a career high with four punts inside the 20-yard line at San Diego (10/31/10). Set new career-high with 352 punt yards at Kansas City (12/26/10). Boomed a career-best 68-yard punt against Philadelphia (10/24/10).

- Against Oakland (9/12), punted four times for 200 yards (50.0 avg.) with two kicks placed inside the 20-yard line. Booted a 37-yard punt that was downed at the Raiders' nine-yard line in the second quarter. Boomed a 59-yard punt in the fourth quarter.
- At N.Y. Giants (9/26), punted five times for 214 yards (42.8 avg.). Placed a 37-yard punt that was downed by Michael Griffin at the Giants' one-yard line, which led to a Titans' safety in the third quarter. Boomed a 55-yard punt in the third quarter.
- At San Diego (10/31), punted six times for 279 yards (46.5 avg.) and tied a career high by placing four punts inside the Chargers' 20-yard line. Placed a 35-yard punt that was downed at the San Diego nine-yard line. Boomed a 63-yard punt late in the third quarter. Nailed a 48-yard punt that was downed at the Chargers' three-yard line.
- At Houston (11/28), punted seven times for 328 yards (46.9 avg.) with two kicks placed inside the 20-yard line. Boomed a 56-yard punt to the Houston nine-yard line in the first quarter. Nailed a 50-yard punt later in the opening stanza. Booted a 56-yard punt to the Houston 15-yard line in the

third quarter.

**2009 (6/0 - Denver; 10/0 - Tennessee):** In 10 games with Titans, punted 37 times for 1,665 yards with 18 punts placed inside the 20-yard line and ranked fourth in the AFC with a 45.5 gross avg. Appeared in the first six games with the Denver Broncos and punted 27 times for 1,245 yards (46.1 avg.) while placing nine punts inside the 20-yard line.

- Against Dallas (10/4), boomed six punts for 305 yards (50.8 avg.) with two kicks downed inside the 20-yard line. Nailed four punts for a 55.3 average from Denver territory.
- Against Jacksonville (11/1), made his Titans debut and punted four times for 193 yards (48.3 avg.) with three punts placed inside the 20-yard line in the Titans' 30-13 victory. Boomed a 55-yard punt that sailed out of bounds at the Jaguars' seven-yard line in the second quarter. Nailed a 51-yard punt that was downed at the Jaguars' seven-yard line during the final stanza. Perfectly placed a 37-yard punt that was downed at the Jaguars' three-yard line late in the fourth quarter.
- Against Arizona (11/29), punted four times for 184 yards (46.0 avg.) with two kicks placed inside the 20-yard line in the Titans' 20-17 come-from-behind victory. Placed a 38-yard punt that was downed at the Cardinals' 10-yard line in the fourth quarter.
- At Seattle (1/3), punted four times for 214 yards (53.5 avg.), including a career-best 46.5 net avg. and a career-long 67-yard punt in the Titans' season-ending 17-13 victory. Nailed a 56-yard punt to the Seahawks' 19-yard line in the second quarter. Booted a career-best 67-yard punt in the second stanza.

**2008 (16/0 - Denver):** Appeared in all 16 games and ranked fifth in the league with a 46.7-yard gross punting average that marked the third-best season total by a Bronco in club history (min. 45 punts). Received all-rookie honors from Pro Football Weekly/PFWA and The Sporting News. Punted 46 times for 2,150 yards (46.7 gross / 37.8 net) with 13 punts placed inside the 20-yard line. Tied for the third-fewest touchbacks in the NFL with four, marking the fewest in a season by a Bronco with at least 45 punts since 1997 (Tom Rouen, 4).

- Against San Diego (9/14), punted three times for 161 yards (53.7 avg.)
- Against Tampa Bay (10/5), posted five punts for 248 yards (49.6 avg.) with two kicks placed inside the 20-yard line.
- At N.Y. Jets (11/30), nailed five punts for 214 yards (42.8 avg.) with four kicks inside the 20-yard line.

#### COLLEGE:

- Played 47 career games at the University of Toledo, punting 189 times for 7,994 yards (42.3 avg.) with 59 punts placed inside the 20-yard line.
- Ranked second in the nation in gross punting average (46.1 yds., 52 punts for 2,399 yards) and was a finalist for the Ray Guy Award (nation's best punter) as a senior.
- Earned third team All-America honors as a senior as the only player from the Mid-American Conference to receive Associated Press All-America honors.
- Named Mid-American Conference's Special Teams Player of the Year as a senior.
- Earned a bachelor's degree in geography from Toledo and posted a 3.38 grade point average while earning CoSIDA second-team academic all-district recognition as a senior.

#### PERSONAL:

- Married to Tiffany Kern and the couple has a son, Bryce Jeremiah, and two daughters, Anelle Naomi and Quinn Eliana.
- Was a two-time first-team all-state selection at Grand Island High School in Grand Island, N.Y., and averaged 39 yards per punt as a senior and 42.5 yards per punt as a junior.
- Also played basketball and was a long jumper and high hurdler on the track team in high school.
- List of favorites: (movie) "Shooter"; (TV show) "Gold Rush"; (music artist) LeCrae, Thousand Foot Krutch, KB, tobyMac; (school subject) geography; (car) 1969 Dodge Charger; (video game) "FIFA," "Tiger Woods PGA Golf"; (food) spaghetti; and (book) the Bible.
- Follow Kern on Twitter and on Instagram at @brettkern6.
- Born Brett Alan Kern on Feb. 17, 1986, in Grand Island, N.Y.

# BRETT KERN'S GAME-BY-GAME

## 2008 Denver Broncos

Date	Opp	W/L	No	Yds	Avg	Net	TB	In 20	Lg	Blk
Sept 8	@ Oak	W	2	80	40.0	38.5	0	1	42	0
Sept 14	SD	W	3	161	53.7	42.0	1	1	64	0
Sept 21	NO	W	2	105	52.5	37.5	0	0	56	0
Sept 28	@ KC	L	2	77	38.5	38.0	0	0	51	0
Oct 5	TB	W	5	248	49.6	45.8	0	2	63	0
Oct 12	Jax	L	4	192	48.0	39.5	1	0	52	0
Oct 20	@ NE	L	5	243	48.6	32.0	1	1	62	0
Nov 2	Mia	L	4	185	46.3	45.0	0	3	61	0
Nov 6	@ Cle	W	1	29	29.0	24.0	0	0	29	0
Nov 16	@ Atl	W	3	127	42.3	39.3	0	1	52	0
Nov 23	Oak	L	2	112	56.0	11.5	0	0	60	0
Nov 30	@ NYJ	W	5	214	42.8	41.4	0	4	52	0
Dec 7	KC	W	1	52	52.0	20.0	0	0	52	0
Dec 14	@ Car	L	5	241	48.2	39.8	1	0	57	0
Dec 21	Buf	L	0	0	0.0	0.0	0	0	0	0
Dec 28	@ SD	L	2	84	42.0	34.0	0	0	46	0
<b>Totals</b>		<b>8-8</b>	<b>46</b>	<b>2,150</b>	<b>46.7</b>	<b>37.8</b>	<b>4</b>	<b>13</b>	<b>64</b>	<b>0</b>

## 2009 Denver Broncos/Tennessee Titans

Date	Opp	W/L	No	Yds	Avg	Net	TB	In 20	Lg	Blk
Sept 13	@ Cin	W	8	340	42.5	36.4	0	3	56	0
Sept 20	Cle	W	2	109	54.5	42.5	0	1	57	0
Sept 27	@ Oak	W	2	81	40.5	27.0	1	0	48	0
Oct 4	Dal	W	6	305	50.8	41.7	2	2	62	0
Oct 11	NE	W	5	231	46.2	37.8	1	2	64	0
Oct 19	@ SD	W	4	179	44.8	15.5	2	1	50	0
Nov 1	Jax	W	4	193	48.3	43.3	1	3	55	0
Nov 8	@ SF	W	5	217	43.4	44.0	0	2	57	0
Nov 15	Buf	W	3	119	39.7	31.3	0	2	58	0
Nov 23	@ Hou	W	4	176	44.0	41.5	0	2	51	0
Nov 29	Ari	W	4	184	46.0	41.3	1	2	56	0
Dec 6	@ Ind	L	2	78	39.0	39.0	0	1	46	0
Dec 13	StL	W	3	115	38.3	36.3	0	1	54	0
Dec 20	Mia	W	5	244	48.8	44.0	1	2	59	0
Dec 25	SD	L	3	125	41.7	39.7	0	2	46	0
Jan 3	@ Sea	W	4	214	53.5	46.5	1	1	67	0
<b>Totals</b>		<b>14-2</b>	<b>64</b>	<b>2,910</b>	<b>45.5</b>	<b>38.5</b>	<b>10</b>	<b>27</b>	<b>67</b>	<b>0</b>

\* First six games with Denver; final 10 games with Tennessee

## 2010 Tennessee Titans

Date	Opp	W/L	No	Yds	Avg	Net	TB	In 20	Lg	Blk
Sept 12	Oak	W	4	200	50.0	44.5	0	2	60	0
Sept 19	Pit	L	5	244	48.8	42.2	0	1	57	0
Sept 26	@ NYG	W	5	214	42.8	36.6	1	1	55	0
Oct 3	Den	L	6	245	40.8	31.5	1	0	60	0
Oct 10	@ Dal	W	5	174	34.8	34.6	0	2	45	0
Oct 18	@ Jax	W	2	98	49.0	50.0	0	1	51	0
Oct 24	Phi	W	4	192	48.0	44.0	0	0	68	0
Oct 31	@ SD	L	6	279	46.5	44.2	0	4	63	0
Nov 14	@ Mia	L	5	209	41.8	37.8	1	2	52	0
Nov 21	Was	L	5	169	33.8	31.4	0	2	51	0
Nov 28	@ Hou	L	7	328	46.9	43.6	0	2	56	0
Dec 5	Jax	L	2	72	36.0	36.0	0	0	40	0
Dec 9	Ind	L	4	165	41.3	41.3	0	0	46	0
Dec 19	Hou	W	4	150	37.5	34.5	0	2	46	0
Dec 26	@ KC	L	8	352	44.0	37.0	1	3	58	0
Jan 2	@ Ind	L	5	211	42.2	42.2	0	2	48	0
<b>Totals</b>		<b>6-10</b>	<b>77</b>	<b>3,302</b>	<b>42.9</b>	<b>39.1</b>	<b>4</b>	<b>24</b>	<b>68</b>	<b>0</b>

## 2011 Tennessee Titans

Date	Opp	W/L	No	Yds	Avg	Net	TB	In 20	Lg	Blk
Sept 11	@ Jax	L	7	291	41.6	34.3	1	2	48	0
Sept 18	Bal	W	3	119	39.7	38.3	0	2	55	0
Sept 25	Den	W	4	176	44.0	32.3	0	0	62	0
Oct 2	@ Cle	W	6	237	39.5	36.5	0	2	64	0
Oct 9	@ Pit	L	4	169	42.3	42.3	0	1	44	0
Oct 23	Hou	L	7	319	45.6	42.7	1	2	54	0
Oct 30	Ind	W	8	330	41.3	34.1	2	2	55	0
Nov 6	Cin	L	7	320	45.7	41.6	1	1	54	0
Nov 13	@ Car	W	5	221	44.2	38.2	1	1	48	0
Nov 20	@ Atl	L	5	225	45.0	39.6	0	0	57	0
Nov 27	TB	W	3	88	29.3	29.3	0	3	41	0
Dec 4	@ Buf	W	5	239	47.8	45.8	0	4	57	0
Dec 11	NO	L	5	226	45.2	37.6	1	1	52	0
Dec 18	@ Ind	L	7	329	47.0	45.0	0	3	58	0
Dec 24	Jax	W	4	172	43.0	41.8	0	3	51	0
Jan 1	@ Hou	W	6	286	47.7	45.8	0	4	58	0
<b>Totals</b>		<b>9-7</b>	<b>86</b>	<b>3,747</b>	<b>43.6</b>	<b>39.4</b>	<b>7</b>	<b>31</b>	<b>64</b>	<b>0</b>

## 2012 Tennessee Titans

Date	Opp	W/L	No	Yds	Avg	Net	TB	In 20	Lg	Blk
Sept 9	NE	L	4	209	52.3	45.5	0	2	56	0
Sept 16	@ SD	L	7	361	51.6	48.6	1	3	63	0
Sept 23	Det	W	1	41	41.0	41.0	0	0	41	0
Sept 30	@ Hou	L	7	326	46.6	41.7	0	2	60	0
Oct 7	@ Min	L	6	256	42.7	42.8	0	3	53	0
Oct 11	Pit	W	5	261	52.2	44.8	1	2	61	0
Oct 21	@ Buf	W	3	124	41.3	34.7	1	2	57	0
Oct 28	Ind	L	3	130	43.3	39.0	0	1	61	0
Nov 4	Chi	L	6	299	49.8	30.0	1	1	59	1
Nov 11	@ Mia	W	4	208	52.0	48.0	0	3	71	0
Nov 25	@ Jax	L	4	201	50.3	49.0	0	1	57	0
Dec 2	Hou	L	6	303	50.5	39.3	0	2	70	0
Dec 9	@ Ind	L	3	165	55.0	47.0	0	1	57	0
Dec 17	NYJ	W	10	391	39.1	36.4	1	4	55	0
Dec 23	@ GB	L	8	376	47.0	34.4	0	2	54	0
Dec 30	Jax	W	4	204	51.0	35.8	0	1	55	1
<b>Totals</b>		<b>6-10</b>	<b>81</b>	<b>3,855</b>	<b>47.6</b>	<b>40.4</b>	<b>5</b>	<b>30</b>	<b>71</b>	<b>2</b>

## 2013 Tennessee Titans

Date	Opp	W/L	No	Yds	Avg	Net	TB	In 20	Lg	Blk
Sept 8	@ Pit	W	5	208	41.6	41.4	0	4	55	0
Sept 15	@ Hou	L	8	382	47.8	46.6	0	1	54	0
Sept 22	SD	W	3	140	46.7	44.3	0	2	63	0
Sept 29	NYJ	W	7	293	41.9	40.9	0	4	54	0
Oct 6	KC	L	6	272	45.3	38.8	0	2	56	0
Oct 13	@ Sea	L	4	140	35.0	31.3	0	1	46	0
Oct 20	SF	L	6	263	43.8	43.8	0	3	55	0
Nov 3	@ StL	W	5	228	45.6	35.0	1	1	55	0
Nov 10	Jax	L	5	219	43.8	42.6	0	1	53	0
Nov 14	Ind	L	3	117	39.0	34.0	0	0	48	0
Nov 24	@ Oak	W	4	163	40.8	29.0	0	1	49	1
Dec 1	@ Ind	L	6	222	37.0	32.2	0	4	35	0
Dec 8	@ Den	L	4	201	50.3	43.5	0	0	62	0
Dec 15	Ari	L	3	145	48.3	48.3	0	2	51	0
Dec 22	@ Jax	W	3	140	46.7	38.7	1	0	50	0
Dec 29	Hou	W	6	253	42.2	42.2	0	6	56	0
<b>Totals</b>		<b>7-9</b>	<b>78</b>	<b>3,386</b>	<b>43.4</b>	<b>39.7</b>	<b>2</b>	<b>32</b>	<b>63</b>	<b>1</b>

## 2014 Tennessee Titans

Date	Opp	W/L	No	Yds	Avg	Net	TB	In 20	Lg	Blk
Sept 7	@ KC	W	6	304	50.7	42.8	0	3	63	0
Sept 14	Dal	L	5	225	45.0	38.0	1	1	54	0
Sept 21	@ Cin	L	4	141	35.3	25.3	2	0	45	0
Sept 28	@ Ind	L	6	265	44.2	41.8	0	2	55	0
Oct 5	Cle	L	4	188	47.0	34.8	0	1	54	1
Oct 12	Jax	W	5	249	49.8	39.8	2	3	69	0
Oct 19	@ Was	L	5	196	39.2	39.0	0	2	44	0
Oct 26	Hou	L	6	310	51.7	48.7	0	2	62	0
Nov 9	@ Bal	L	8	414	51.8	48.8	0	0	58	0
Nov 17	Pit	L	4	141	35.3	31.8	0	2	51	0
Nov 23	@ Phi	L	6	294	49.0	40.7	0	2	57	0
Nov 30	@ Hou	L	5	226	45.2	41.2	0	2	58	0
Dec 7	NYG	L	6	284	47.3	39.2	0	1	55	0
Dec 14	NYJ	L	6	295	49.2	45.3	0	3	56	0
Dec 18	@ Jax	L	5	203	40.6	34.4	1	1	51	0
Dec 28	Ind	L	7	383	54.7	46.1	1	3	79	0
<b>Totals</b>		<b>2-14</b>	<b>88</b>	<b>4,118</b>	<b>46.8</b>	<b>40.8</b>	<b>7</b>	<b>28</b>	<b>79</b>	<b>1</b>

## 2015 Tennessee Titans

Date	Opp	W/L	No	Yds	Avg	Net	TB	In 20	Lg	Blk
Sept 13	@ TB	W	4	189	47.3	43.0	0	1	57	0
Sept 20	@ Cle	L	6	298	49.7	24.0	0	1	55	0
Sept 27	Ind	L	5	212	42.4	42.4	0	2	49	0
Oct 11	Buf	L	6	251	41.8	31.8	1	3	58	0
Oct 18	Mia	L	3	125	41.7	39.7	0	2	61	0
Oct 25	Atl	L	7	305	43.6	41.9	0	5	54	0
Nov 1	@ Hou	L	7	349	49.9	45.9	0	3	60	0
Nov 8	@ NO	W	5	253	50.6	46.4				

**BRETT KERN'S GAME-BY-GAME CONT.****2016 Tennessee Titans**

Date	Opp	W/L	No	Yds	Avg	Net	TB	In 20	Lg	Blk
Sept 11	Min	L	5	231	46.2	38.4	1	1	64	0
Sept 18	@ Det	W	3	142	47.3	39.7	0	1	54	0
Sept 25	Oak	L	6	311	51.8	45.5	0	3	62	0
Oct 2	@ Hou	L	5	257	51.4	30.6	1	1	71	0
Oct 9	@ Mia	W	5	175	35.0	17.8	0	3	51	0
Oct 16	Cle	W	5	225	45.0	43.8	0	3	52	0
Oct 23	Ind	L	4	188	47.0	42.5	0	3	62	0
Oct 27	Jax	W	4	155	38.8	38.8	0	2	44	0
Nov 6	@ SD	L	4	182	45.5	44.8	0	1	55	0
Nov 13	GB	W	4	166	41.5	38.0	0	0	46	0
Nov 20	@ Ind	L	5	219	43.8	37.4	1	1	57	0
Nov 27	@ Chi	W	4	177	44.3	43.3	0	2	47	0
Dec 11	Den	W	7	308	44.0	38.1	1	3	61	0
Dec 18	@ KC	W	4	142	35.5	34.8	0	0	38	0
Dec 24	@ Jax	L	7	313	44.7	43.3	0	3	54	0
Jan 1	Hou	W	5	211	42.2	41.0	0	5	48	0
<b>Totals</b>		<b>9-7</b>	<b>77</b>	<b>3,402</b>	<b>44.2</b>	<b>38.6</b>	<b>4</b>	<b>32</b>	<b>71</b>	<b>0</b>

**2017 Tennessee Titans**

Date	Opp	W/L	No	Yds	Avg	Net	TB	In 20	Lg	Blk
Sept 10	Oak	L	4	188	47.0	40.8	1	2	53	0
Sept 17	@ Jax	W	3	125	41.7	40.3	0	0	42	0
Sept 24	Sea	W	6	341	56.8	48.2	1	2	66	0
Oct 1	@ Hou	L	5	246	49.2	48.4	0	1	54	0
Oct 8	@ Mia	L	10	549	54.9	50.2	0	4	71	0
Oct 16	Ind	W	1	44	44.0	44.0	0	1	44	0
Oct 22	@ Cle	W	4	208	52.0	43.8	1	2	58	0
Nov 5	Bal	W	5	256	51.2	46.8	0	3	56	0
Nov 12	Cin	W	6	339	56.5	42.2	2	1	74	0
Nov 16	@ Pit	L	3	142	47.3	39.7	0	0	54	0
Nov 26	@ Ind	W	3	139	46.3	46.3	0	1	58	0
Dec 3	Hou	W	4	199	49.8	42.5	0	2	59	0
Dec 10	@ Ari	L	6	313	52.2	46.7	0	2	58	0
Dec 17	@ SF	L	2	111	55.5	49.5	0	1	59	0
Dec 24	LAR	L	4	145	36.3	35.5	0	2	62	0
Dec 31	Jax	W	9	383	42.6	41.1	0	4	70	0
<b>Totals</b>		<b>9-7</b>	<b>75</b>	<b>3,728</b>	<b>49.7</b>	<b>44.6</b>	<b>5</b>	<b>28</b>	<b>74</b>	<b>0</b>
<b>Playoffs</b>										
Jan 6	@ KC	W	3	131	43.7	41.0	0	2	57	0
Jan 13	@ NE	L	7	316	45.1	41.3	0	2	62	0
<b>Totals</b>		<b>1-1</b>	<b>10</b>	<b>447</b>	<b>44.7</b>	<b>41.2</b>	<b>0</b>	<b>4</b>	<b>62</b>	<b>0</b>

**2018 Tennessee Titans**

Date	Opp	W/L	No	Yds	Avg	Net	TB	In 20	Lg	Blk
Sept 9	@ Mia	L	4	179	44.8	44.5	0	4	55	0
Sept 16	Hou	W	5	261	52.2	47.2	0	1	62	0
Sept 23	@ Jax	W	6	280	46.7	41.5	1	3	54	0
Sept 30	Phi	W	5	254	50.8	38.4	1	2	58	0
Oct 7	@ Buf	L	2	106	53.0	49.0	0	1	61	0
Oct 14	Bal	L	9	375	41.7	36.1	0	3	52	0
Oct 21	@ LAC	L	2	103	51.5	44.5	0	0	54	0
Nov 5	@ Dal	W	1	45	45.0	38.0	0	1	45	0
Nov 11	NE	W	5	241	48.2	42.2	0	2	55	0
Nov 18	@ Ind	L	6	296	49.3	38.5	0	3	58	0
Nov 26	@ Hou	L	6	298	49.7	43.5	0	2	59	0
Dec 2	NYJ	W	6	266	44.3	34.6	1	1	53	1
Dec 6	Jax	W	2	118	59.0	59.0	0	1	62	0
Dec 16	@ NYG	W	5	220	44.0	43.6	0	5	57	0
Dec 22	Was	W	4	169	42.3	42.3	0	4	50	0
Dec 30	Ind	L	6	272	45.3	45.3	0	6	58	0
<b>Totals</b>		<b>9-7</b>	<b>74</b>	<b>3,483</b>	<b>47.1</b>	<b>41.7</b>	<b>3</b>	<b>39</b>	<b>62</b>	<b>1</b>

**2019 Tennessee Titans**

Date	Opp	W/L	No	Yds	Avg	Net	TB	In 20	Lg	Blk
Sept 8	@ Cle	W	6	277	46.2	43.2	0	3	70	0
Sept 15	Ind	L	6	288	48.0	41.0	0	2	61	0
Sept 19	@ Jax	L	8	372	46.5	40.1	2	4	63	0
Sept 29	@ Atl	W	5	225	45.0	44.6	0	5	53	0
Oct 6	Buf	L	6	300	50.0	49.7	0	1	56	0
Oct 13	@ Den	L	9	424	47.1	41.8	0	8	61	0
Oct 20	LAC	W	2	84	42.0	42.0	0	2	50	0
Oct 27	TB	W	5	248	49.6	40.6	0	1	61	0
Nov 3	@ Car	L	3	139	46.3	42.7	0	0	53	0
Nov 10	KC	W	4	204	51.0	49.8	0	2	65	0
Nov 24	Jax	W	3	132	44.0	45.7	0	1	49	0
Dec 1	@ Ind	W	5	244	48.8	42.4	0	4	65	0
Dec 8	@ Oak	W	2	102	51.0	45.0	0	0	55	0
Dec 15	Hou	L	3	145	48.3	48.3	0	1	52	0
Dec 22	NO	L	7	299	42.7	39.7	0	1	55	0
Dec 29	@ Hou	W	4	189	47.3	41.0	0	2	58	0
<b>Totals</b>		<b>9-7</b>	<b>78</b>	<b>3,672</b>	<b>47.1</b>	<b>43.1</b>	<b>2</b>	<b>37</b>	<b>70</b>	<b>0</b>
<b>Playoffs</b>										
Jan 4	@ NE	W	6	275	45.8	42.0	0	4	58	0
Jan 11	@ Bal	W	6	315	52.5	39.2	4	1	63	0
Jan 19	@ KC	L	3	139	46.3	44.0	0	1	53	0
<b>Totals</b>		<b>2-1</b>	<b>15</b>	<b>729</b>	<b>48.6</b>	<b>41.3</b>	<b>4</b>	<b>6</b>	<b>63</b>	<b>0</b>

**BRETT KERN'S NFL STATISTICS****REGULAR SEASON**

Year	Team	GP	No.	PUNTING								
				Yds	Avg	Ret	Yds	TB	In	Lg	Blk	Net
2008	Denver	16	46	2,150	46.7	28	330	4	13	64	0	37.8
2009	Denver/Tennessee	16	64	2,910	45.5	27	249	10	27	67	0	38.5
2010	Tennessee	16	77	3,302	42.9	35	214	4	24	68	0	39.1
2011	Tennessee	16	86	3,747	43.6	36	221	7	31	64	0	39.4
2012	Tennessee	16	81	3,855	47.6	39	405	5	30	71	2	40.4
2013	Tennessee	16	78	3,386	43.4	35	210	2	32	63	1	39.7
2014	Tennessee	16	88	4,118	46.8	43	350	7	28	79	1	40.8
2015	Tennessee	16	88	4,175	47.4	47	605	1	34	61	0	40.3
2016	Tennessee	16	77	3,402	44.2	36	347	4	32	71	0	38.6
2017	Tennessee	16	75	3,728	49.7	40	286	5	28	74	0	44.6
2018	Tennessee	16	74	3,483	47.1	33	296	3	39	62	1	41.7
2019	Tennessee	16	78	3,672	47.1	30	269	2	37	70	0	43.1
<b>NFL Totals</b>		<b>192</b>	<b>912</b>	<b>41,928</b>	<b>46.0</b>	<b>429</b>	<b>3,782</b>	<b>54</b>	<b>355</b>	<b>79</b>	<b>5</b>	<b>40.4</b>

**PLAYOFFS**

Year	Team	GP	No.	PUNTING								
				Yds	Avg	Ret	Yds	TB	In	Lg	Blk	Net
2017	Tennessee	2	10	447	44.7	5	35	0	4	62	0	41.2
2019	Tennessee	3	15	729	48.6	3	30	4	6	63	0	41.3
<b>NFL Totals</b>		<b>5</b>	<b>25</b>	<b>1176</b>	<b>47.0</b>	<b>8</b>	<b>65</b>	<b>4</b>	<b>10</b>	<b>63</b>	<b>0</b>	<b>41.2</b>

**Single-Game Highs**

Punts - 10 (Twice, last at Miami 10/8/17)  
 Yards - 549 at Miami (10/8/17)  
 Gross Avg. - 56.8 vs. Seattle (9/24/17)  
 Net Avg. - 50.2 at Miami (10/8/17)  
 Long Punt - 79 vs. Indianapolis (12/28/14)  
 In20 - 8 at Denver (10/13/19)

**Playoff Single-Game Highs**

Punts - 7 at New England (1/13/18)  
 Yards - 316 at New England (1/13/18)  
 Gross Avg. - 52.5 at Baltimore (1/11/20)  
 Net Avg. - 44.0 at Kansas City (1/19/20)  
 Long Punt - 63 at Baltimore (1/11/20)  
 In20 - 4 at New England (1/4/20)

**Additional Statistics**

Rushing - 1 rush for 21 yards vs. Denver (9/25/11); 1 for 0 yards vs. Tampa Bay (10/27/19)  
 Pass Attempts - 1 for 1 for 11 yards vs. L.A. Chargers (10/20/19); 0 for 1 vs. Houston (12/15/19)  
 Tackles - 1 (2012), 1 (2018)

**Additional Playoff Statistics**

Pass Attempts - 1 for 1 for 28 yards at Kansas City (1/19/20)



# 58 HAROLD LANDRY III

OUTSIDE LINEBACKER • 6'2" • 252 LBS • COLLEGE: BOSTON COLLEGE  
 ACQUIRED: 2ND ROUND - 2018 • NFL EXPERIENCE (NFL/TITANS): 3/3  
 HOMETOWN: SPRING LAKE, N.C.  
 GAMES PLAYED/GAMES STARTED: 31/19 (PLAYOFFS: 3/3)

**PRO:** The Titans traded up to select outside linebacker Harold Landry III with the 41st overall pick in the second round of the 2018 NFL Draft. The 6-foot-2-inch, 252-pound defender possesses a unique ability to bend the edge as a pass rusher and use his speed, athleticism and long arms to get to the quarterback. He finished his career at Boston College ranked second in school history with 26 career sacks.

### CAREER HIGHLIGHTS:

- In 2019, Landry started all 16 games and led the team with a career-high nine sacks. He started all three postseason games in 2019 and tallied a team-best eight quarterback pressures.
- In 2018, made his NFL debut and appeared in 15 games on the season. His 4.5 sacks tied for third on the team and his 18 quarterback pressures tied for second.

### TITANS TIDBITS:

- Landry could have entered the NFL Draft following his 16.5-sack junior season at Boston College. However, he chose to stay in school and received his degree in communications in December 2017.
- Landry enjoys traveling. One of his favorite getaways is Destin, Fla.
- He and his son, Greyson, share the same June 5 birthday.
- Landry's 26 career sacks at Boston College were exceeded in school history by only Mathias Kiwanuka (37.5 from 2002-05).
- In 2016, he set a Boston College record and led the nation with 16.5 sacks. His seven forced fumbles also ranked first nationally.

### CAREER TRANSACTIONS:

- The Spring Lake, N.C., native was selected by the Titans in the second round (41st overall) of the 2018 NFL Draft.

### SEASON RECAPS:

**2019 (16/16, 3/3):** Started all 16 games at outside linebacker and led the team with a career-high nine sacks. Ranked second on the squad with a career-best 28 quarterback pressures. Also notched a career-high 81 tackles, four stops for loss, an interception, a forced fumble and two fumble recoveries. Started all three postseason contests and recorded eight tackles, a sack, a team-best eight quarterback pressures, a stop for loss and a pass defended. Led or tied for the team lead in sacks eight times in 2019 (vs. IND, at ATL, vs. BUF, vs. TB, at CAR, vs. KC, vs. JAX, at IND). Led or tied for the team lead in quarterback pressures nine times in 2019 (vs. LAC, at CAR, vs. KC, vs. JAX, at IND, vs. HOU, at NE, at BAL, at KC).

- Against Indianapolis (9/15), started at outside linebacker and tallied six tackles, including a sack, a tackle for loss and a fumble recovery. Recovered a Jacoby Brissett fumble midway through the third quarter. Dropped Marlon Mack for no gain on a rush off left end in the final quarter. Ended a Colts' drive by sacking Brissett on third-and-five in the fourth quarter. Stonewalled Mack for a three-yard loss on a rush off left guard in the fourth stanza.
- At Atlanta (9/29), started at outside linebacker and registered five tackles, including a team-best and career-high two sacks. Sacked Matt Ryan for a six-yard loss in the third quarter. Ended a Falcons' drive by dropping Ryan for a nine-yard sack on fourth-and-one in the third stanza.
- Against Buffalo (10/6), started at outside linebacker and notched seven tackles, including a sack, a stop for loss and a quarterback pressure. Ended a Bills' drive by coming off the edge and sacking Josh Allen for a six-yard loss on third-and-four early in the third quarter. Teamed with Reggie Gilbert to stuff Frank Gore for a one-yard loss on a rush off left end late in the fourth quarter.

- Against L.A. Chargers (10/20), started at outside linebacker and posted three tackles, while tying for the team lead with four quarterback pressures. Teamed with Jeffery Simmons to stonewall Melvin Gordon for a one-yard loss on a rush off right tackle in the opening quarter.
- Against Tampa Bay (10/27), started at outside linebacker and tallied five tackles, including a sack, a forced fumble and a fumble recovery. Combined with Kevin Byard to stuff Ronald Jones for a two-yard loss on a rush up the middle in the first quarter. Came off the edge and sacked Jameis Winston while forcing a fumble that he recovered at the Buccaneers' 36-yard line in the final stanza.
- At Carolina (11/3), started at outside linebacker and produced seven tackles, a sack, an interception, two quarterback pressures and a stop for loss. Collected his first career interception by picking off a Kyle Allen pass that was initially tipped by Kenny Vaccaro on third-and-nine in the opening stanza. Dropped Kyle Allen for an eight-yard sack early in the second quarter. Stonewalled Kyle Allen for a two-yard loss on a bootleg run late in the game.
- Against Kansas City (11/10), started at outside linebacker and registered three tackles, including a sack and a team-high three quarterback pressures. Registered a sack in his third consecutive game. Came off the edge and sacked Patrick Mahomes for an eight-yard loss late in the second quarter.
- Against Jacksonville (11/24), started at outside linebacker and notched eight tackles, including a sack and a team-high three quarterback pressures. Knocked the Jaguars out of field goal range by dropping Nick Foles for an eight-yard sack on third-and-15 in the opening stanza. Recorded his fourth consecutive game with at least one sack.
- At Indianapolis (12/1), started at outside linebacker and posted seven tackles, a sack and a team-best four quarterback pressures. Combined with Austin Johnson to stuff Jonathan Williams for a two-yard loss on a rush off right end late in the first quarter. Dropped Jacoby Brissett for a two-yard sack early in the third quarter. Extended his streak of consecutive games with a sack to five. Stonewalled Jordan Wilkins for no gain on a rush off left end late in the third quarter.
- At Oakland (12/8), started at outside linebacker and amassed five tackles and two quarterback pressures. Dropped Jalen Richard for no gain on a rush off left tackle in the second stanza.
- At Houston (12/29), started at outside linebacker and recorded three tackles and two quarterback pressures. Teamed with Kenny Vaccaro to stuff Taiwan Jones for no gain on a rush off right end in the third quarter.
- At New England (1/4), started at outside linebacker in his postseason debut and posted a tackle, a pass defended and a team-high three quarterback pressures. Halted a Patriots' drive by stuffing Elandon Roberts for no gain on a third-and-one rush in the second stanza. Broke up a pass intended for Mohamed Sanu Jr. late in the third quarter.
- At Baltimore (1/11), started at outside linebacker and recorded five tackles, including a sack, a stop for loss and three quarterback pressures. Ended a Ravens' drive by stuffing Lamar Jackson for no gain on a fourth-and-one quarterback sneak in the third quarter. Sacked Lamar Jackson for a one-yard loss on a scramble play late in the fourth quarter.

**2018 (15/3):** Played in 15 games (inactive at Miami 9/9) with three starts at outside linebacker as a rookie. Tied for third on the team with 4.5 sacks and tied for second on the squad with 18 quarterback pressures. Collected 46 tackles, two stops for loss, two passes defended and a forced fumble. Notched four special teams tackles on coverage units. Was inactive for the regular season opener. Led or tied for the team lead in sacks four times in 2018 (vs. PHI, at DAL, vs. WAS, vs. IND). Led or tied for the team lead in quarterback pressures three times in 2018 (at IND, at NYG, vs. IND). Tied



for the team lead in special teams tackles once in 2018 (at BUF). Saw action in his first career NFL game against Houston (9/16/18). Registered his first career sack against Philadelphia (9/30/18). Made his first career start at N.Y. Giants (12/16/18).

- Against Houston (9/16), made his NFL debut as a reserve at outside linebacker and tallied a tackle and two quarterback pressures.
- At Jacksonville (9/23), played as a reserve at outside linebacker and posted three tackles and a quarterback pressure. Halted a Jaguars' drive by stonewalling T.J. Yeldon for no gain on a short pass on third-and-10 late in the second quarter.
- Against Philadelphia (9/30), played as a reserve at outside linebacker and notched four tackles, including a sack, a stop for loss, a forced fumble and a quarterback pressure. Dropped Jay Ajayi for a two-yard loss on a short pass in the first quarter. Came off the edge and strip-sacked Carson Wentz and the fumble was recovered by Derrick Morgan at the Eagles' 35-yard line early in the fourth quarter.
- At Dallas (11/5), played as a reserve at outside linebacker and posted four tackles, including a sack, a stop for loss and a quarterback pressure. Stuffed Ezekiel Elliott for a two-yard loss on a rush off left tackle in the first stanza. Halted a Cowboys' drive by dropping Dak Prescott for an eight-yard sack in the fourth quarter.
- At Houston (11/26), saw action as a reserve at outside linebacker and recorded a career-best six tackles, including a half sack. Teamed with Bennie Logan to drop Alfred Blue for a two-yard loss on a rush off right tackle late in the third quarter. Ended a Texans' drive by combining with Brian Orakpo to sack Deshaun Watson for an eight-yard loss on third-and-three late in the third quarter.
- Against N.Y. Jets (12/2), played as a reserve at outside linebacker and tied a career-high with six tackles.
- At N.Y. Giants (12/16), made his first career NFL start at outside linebacker and posted two tackles and a team-best nine quarterback pressures in the Titans' first shutout win since 2000. Stuffed Saquon Barkley for no gain on a rush up the middle in the second quarter.
- Against Washington (12/22), started at outside linebacker and totaled five tackles, including a sack. Came off the edge and dropped Josh Johnson for a 10-yard sack on third-and-nine in the fourth quarter.
- Against Indianapolis (12/30), started at outside linebacker and registered four tackles, including a sack and a quarterback pressure. Halted a Colts' drive by coming off the edge and dropping Andrew Luck for a seven-yard sack on third-and-three early in the fourth quarter.

#### COLLEGE:

- In 46 career games playing defensive end for Boston College, he totaled 160 tackles, 26 sacks, 47.5 tackles for loss, seven passes defensed, 10 forced fumbles, one fumble recovery and one interception. His sack total and tackles for loss total ranked second in Eagles history.
- As a senior (2017), played and started eight games before a season-ending ankle injury ended his year. Finished second on the team with five sacks and totaled 38 tackles, 8.5 tackles for loss and two passes defensed. Named third-team All-ACC and SBNation honorable mention All-American.
- As a junior (2016), played in all 13 games and recorded 12 starts. Set the school's single-season record with 16.5 sacks, which led the nation. Recorded seven forced fumbles, which also led the country, while his 22 tackles for loss ranked fifth nationally and ranked second all-time for the Eagles. His numerous honors included Walter Camp second-team All-America, AP second-team All-America, Phil Steele fourth-team All-America, second-team All-ACC (Atlantic Coast Sports Media Association and head coaches), AP and Phil Steele first-team All-ACC, the Division I Gold Helmet of the Year and the George "Bulger" Lowe awards.
- As a sophomore (2015), appeared in all 12 games with 11 starts, including the final nine games of the season. Recorded 60 tackles, 15.5 tackles for a loss, 4.5 sacks, three forced fumbles and one fumble recovery. Earned honorable mention All-ACC honors from the league's coaches. He was a member of a defense that was ranked first nationally in total defense (254.3 yards per game). In the ACC, tied for fourth in forced fumbles and

tied for eighth in tackles for loss.

- As a freshman (2014), appeared in all 13 games and recorded 11 tackles and 1.5 tackles for a loss.
- Graduated from Boston College with a degree in communications in December 2017.

#### PERSONAL:

- He and his wife, Danielle, have two sons, Greyson and Ollie.
- At Pine Forest (Fayetteville, N.C.) High School, earned Semper Fi All-America honors as a senior in 2013. Also garnered Associated Press All-State and first-team All-Conference honors in 2013. Ranked seventh among all high school players in North Carolina by Rivals.com. Named the 2013 Mid-South Defensive Player of the Year. Finished the 2013 campaign with 96 tackles (78 solo), 15 tackles for a loss and 17 sacks.
- Tallied second-team All-Conference honors in 2012.
- List of favorites: (TV show) "Suits"; (movie) "Transformers"; (musicians) 21 Savage and Drake; (song on his pregame playlist) "Dreams and Nightmares" by Meek Mill; (meal) Honeycomb cereal; (dessert) vanilla ice cream; and (throwback jersey) Dwyane Wade's Marquette jersey.
- He is the son of Doreen and Harold Landry.
- Follow Landry on Twitter and Instagram at @haroldlandry.
- Born Harold Antonio Landry III on June 5, 1996 in Spring Lake, N.C.

## HAROLD LANDRY III'S DEFENSIVE GAME-BY-GAME

### 2018 Tennessee Titans

Date	Opp	W/L	P/S	Tot	Solo	Asst	Sk	- Yds	QBP	TFL	Int	- Yds	-TD	PD	FF	FR	- Yds	SpT	
Sept 9	@ Mia	L	IA																
Sept 16	Hou	W	p	1	0	1	0.0	0.0	2	0	0	0	0	0	0	0	0	0	0
Sept 23	@ Jax	W	p	3	2	1	0.0	0.0	1	0	0	0	0	0	0	0	0	0	0
Sept 30	Phi	W	p	4	3	1	1.0	5.0	1	1	0	0	0	0	1	0	0	0	0
Oct 7	@ Buf	L	p	2	1	1	0.0	0.0	1	0	0	0	0	0	0	0	0	0	1
Oct 14	Bal	L	p	2	1	1	0.0	0.0	0	0	0	0	0	1	0	0	0	0	0
Oct 21	@ LAC	L	p	2	0	2	0.0	0.0	0	0	0	0	0	0	0	0	0	0	1
Nov 5	@ Dal	W	p	4	2	2	1.0	8.0	1	1	0	0	0	0	0	0	0	0	0
Nov 11	NE	W	p	2	1	1	0.0	0.0	1	0	0	0	0	0	0	0	0	0	0
Nov 18	@ Ind	L	p	3	2	1	0.0	0.0	1	0	0	0	0	0	0	0	0	0	1
Nov 26	@ Hou	L	p	6	4	2	0.5	4.0	0	0	0	0	0	0	0	0	0	0	0
Dec 2	NYJ	W	p	6	3	3	0.0	0.0	0	0	0	0	0	0	0	0	0	0	0
Dec 6	Jax	W	p	0	0	0	0.0	0.0	0	0	0	0	0	1	0	0	0	0	1
Dec 16	@ NYG	W	S	2	1	1	0.0	0.0	9	0	0	0	0	0	0	0	0	0	0
Dec 22	Was	W	S	5	3	2	1.0	10.0	0	0	0	0	0	0	0	0	0	0	0
Dec 30	Ind	L	S	4	3	1	1.0	7.0	1	0	0	0	0	0	0	0	0	0	0
<b>Totals</b>			<b>9-7</b>	<b>15/3</b>	<b>46</b>	<b>26</b>	<b>20</b>	<b>4.5</b>	<b>34.0</b>	<b>18</b>	<b>2</b>	<b>0</b>	<b>0</b>	<b>0</b>	<b>2</b>	<b>1</b>	<b>0</b>	<b>0</b>	<b>4</b>

### 2019 Tennessee Titans

Date	Opp	W/L	P/S	Tot	Solo	Asst	Sk	- Yds	QBP	TFL	Int	- Yds	-TD	PD	FF	FR	- Yds	SpT		
Sept 8	@ Cle	W	S	5	3	2	0.0	0.0	1	0	0	0	0	0	0	0	0	0	0	
Sept 15	Ind	L	S	6	4	2	1.0	0.0	1	1	0	0	0	0	0	0	1	0	0	
Sept 19	@ Jax	L	S	4	2	2	0.0	0.0	0	1	0	0	0	0	0	0	0	0	0	
Sept 29	@ Atl	W	S	5	3	2	2.0	15.0	0	0	0	0	0	0	0	0	0	0	0	
Oct 6	Buf	L	S	7	6	1	1.0	6.0	1	1	0	0	0	0	0	0	0	0	0	
Oct 13	@ Den	L	S	7	6	1	0.0	0.0	1	0	0	0	0	0	0	0	0	0	0	
Oct 20	LAC	W	S	3	2	1	0.0	0.0	4	0	0	0	0	0	0	0	0	0	0	
Oct 27	TB	W	S	5	4	1	1.0	6.0	0	0	0	0	0	0	0	1	1	0	0	
Nov 3	@ Car	L	S	7	6	1	1.0	8.0	2	1	1	0	0	1	0	0	0	0	0	
Nov 10	KC	W	S	3	2	1	1.0	8.0	3	0	0	0	0	0	0	0	0	0	0	
Nov 24	Jax	W	S	8	6	2	1.0	8.0	3	0	0	0	0	0	0	0	0	0	0	
Dec 1	@ Ind	W	S	7	3	4	1.0	2.0	4	0	0	0	0	0	0	0	0	0	0	
Dec 8	@ Oak	W	S	5	4	1	0.0	0.0	2	0	0	0	0	0	0	0	0	0	0	
Dec 15	Hou	L	S	4	3	1	0.0	0.0	3	0	0	0	0	0	0	0	0	0	0	
Dec 22	NO	L	S	2	1	1	0.0	0.0	1	0	0	0	0	0	0	0	0	0	0	
Dec 29	@ Hou	W	S	3	1	2	0.0	0.0	2	0	0	0	0	0	0	0	0	0	0	
<b>Totals</b>			<b>9-7</b>	<b>16/16</b>	<b>81</b>	<b>56</b>	<b>25</b>	<b>9.0</b>	<b>53.0</b>	<b>28</b>	<b>4</b>	<b>1</b>	<b>0</b>	<b>0</b>	<b>1</b>	<b>1</b>	<b>2</b>	<b>0</b>	<b>0</b>	
<b>Playoffs</b>																				
Jan 4	@ NE	W	S	1	1	0	0.0	0.0	0	3	0	0	0	0	1	0	0	0	0	
Jan 11	@ Bal	W	S	5	4	1	1.0	1.0	3	1	0	0	0	0	0	0	0	0	0	
Jan 19	@ KC	L	S	2	1	1	0.0	0.0	2	0	0	0	0	0	0	0	0	0	0	
<b>Totals</b>			<b>2-1</b>	<b>3/3</b>	<b>8</b>	<b>6</b>	<b>2</b>	<b>1.0</b>	<b>1.0</b>	<b>8</b>	<b>1</b>	<b>0</b>	<b>0</b>	<b>0</b>	<b>1</b>	<b>0</b>	<b>0</b>	<b>0</b>	<b>0</b>	

## HAROLD LANDRY III'S NFL STATISTICS

### REGULAR SEASON

Year	Team	GP	GS	TACKLES							INTERCEPTIONS					FUMBLES			
				Tot	Solo	Asst	Sk	Yds	QBP	TFL	No	Yds	Lg	TD	PD	FF	FR	Yds	SpT
2018	Tennessee	15	3	46	26	20	4.5	34.0	18	2	0	0	0	0	2	1	0	0	4
2019	Tennessee	16	16	81	56	25	9.0	53.0	28	4	1	0	0	0	1	1	2	0	0
<b>NFL Totals</b>		<b>31</b>	<b>19</b>	<b>127</b>	<b>82</b>	<b>45</b>	<b>13.5</b>	<b>87.0</b>	<b>46</b>	<b>6</b>	<b>1</b>	<b>0</b>	<b>0</b>	<b>0</b>	<b>3</b>	<b>2</b>	<b>2</b>	<b>0</b>	<b>4</b>

### PLAYOFFS


Year	Team	GP	GS	TACKLES							INTERCEPTIONS					FUMBLES			
				Tot	Solo	Asst	Sk	Yds	QBP	TFL	No	Yds	Lg	TD	PD	FF	FR	Yds	SpT
2019	Tennessee	3	3	8	6	2	1.0	1.0	8	1	0	0	0	0	1	0	0	0	0
<b>NFL Totals</b>		<b>3</b>	<b>3</b>	<b>8</b>	<b>6</b>	<b>2</b>	<b>1.0</b>	<b>1.0</b>	<b>8</b>	<b>1</b>	<b>0</b>	<b>0</b>	<b>0</b>	<b>0</b>	<b>1</b>	<b>0</b>	<b>0</b>	<b>0</b>	<b>0</b>

### Single-Game Highs

Tackles - 8 vs. Jacksonville (11/24/19)  
 Sacks - 2 at Atlanta (9/29/19)  
 Quarterback Pressures - 9 at N.Y. Giants (12/16/18)  
 Interceptions - 1 at Carolina (11/3/19)  
 Forced Fumbles - 1 (Twice, last vs. Tampa Bay 10/27/19)  
 Fumble Recovery - 1 (Twice, last vs. Tampa Bay 10/27/19)  
 Passes Defensed - 1 (Three times, last at Carolina 11/3/19)

### Playoff Single-Game Highs

Tackles - 5 at Baltimore (1/11/20)  
 Sacks - 1 at Baltimore (1/11/20)  
 Quarterback Pressures - 3 (Twice, last at Baltimore (1/11/20)  
 Passes Defensed - 1 at New England (1/4/20)



# 77 TAYLOR LEWAN

TACKLE • 6'7" • 309 LBS • COLLEGE: MICHIGAN

ACQUIRED: 1ST ROUND - 2014 • NFL EXPERIENCE (NFL/TITANS): 7/7

HOMETOWN: CAVE CREEK, ARIZ.

GAMES PLAYED/GAMES STARTED: 85/80 (PLAYOFFS: 5/5)



## Pro Bowl: 2016, 2017, 2018

**PRO:** With the 11th overall selection in the 2014 NFL Draft, the Titans selected former Michigan left tackle Taylor Lewan (pronounced leh-WAHN). The 6-foot-7-inch, 309-pound lineman is considered one of the top tackles in the NFL, evidenced by his Pro Bowl berths following the 2016, 2017 and 2018 campaigns. Lewan signed a long-term extension with the club during the 2018 training camp and will be anchor for the offensive front for years to come. An outgoing personality off the field, he is tenacious and aggressive on it. At Michigan, he was a four-year starter, anchoring the line at left tackle for 48 career starts. Lewan became the first offensive tackle selected by the Titans/Oilers in the first round since tackle Brad Hopkins (13th overall) in 1993.

### CAREER HIGHLIGHTS:

- In 2019, Lewan helped open holes for Derrick Henry to lead the NFL with 1,540 rushing yards.
- In 2018, Lewan was selected to his third consecutive Pro Bowl after starting 15 games at left tackle.
- In 2017, Lewan was named to his second Pro Bowl after starting every game at left tackle for the second consecutive season. He became the team's first offensive lineman to make multiple Pro Bowls since center Kevin Mawae from 2008–2009.
- In 2016, Lewan was named to his first career Pro Bowl after starting all 16 games at left tackle and blocking for the NFL's third-ranked rushing attack which averaged 136.7 rush yards per game.
- Lewan was named the Big Ten Conference Offensive Lineman of the Year in 2012 and 2013.
- At the conclusion of the 2011 season, during which Lewan helped pave the way for a pair of 1,000-yard rushers (Denard Robinson and Fitzgerald Toussaint), the Wolverines scored an overtime victory over Virginia Tech in the Sugar Bowl.

### TITANS TIDBITS:

- Lewan is the co-founder of the popular podcast Bussin' With The Boys with former teammate Will Compton. The two friends host guests on an old Monte Carlo Budweiser bus and discuss any and everything.
- Lewan was the originator of the 2018 Offseason Titan Games, inspired by the popular video game Fortnite. The entire 90-man roster engaged in a contest in which two-man teams could eliminate other players anywhere other than at Saint Thomas Sports Park using foam swords. The contest lasted several weeks, and eventually fellow offensive lineman John Theus was declared the winner.
- Lewan owns a taxidermied beaver named Steve. The fedora-donning stuffed rodent, who was a gift from Lewan's wife, Taylin, makes appearances around the Titans locker room, often appearing at the locker of an unsuspecting rookie.
- Lewan chose to wear jersey number 77 at Michigan and then at the pro level because of the legacy of Wolverine tackles who have donned the number, including Jake Long and Jon Jansen.
- Lewan has a mustache tattooed on his right index finger and a stick figure tattooed on the outside edge of his right hand that he calls his "right-hand man."
- One of Lewan's close friends is former Carolina Panthers defensive end Craig Roh. The two played together as high school seniors and then went to Michigan at the same time.
- At the 2014 NFL Scouting Combine, Lewan ran the 40-yard dash in 4.87 seconds, beating all other offensive linemen in his class and clocking the fourth-fastest time among offensive linemen from 2010-14. He also ranked

among the top offensive linemen at the 2014 combine in the broad jump (first at nine feet, nine inches), vertical jump (tied for third at 30.5 inches) and three-cone drill (fourth at 7.39 seconds).

### CAREER TRANSACTIONS:

- A native of Cave Creek, Ariz., Lewan was selected by the Titans in the first round (11th overall) of the 2014 NFL Draft.

### SEASON RECAPS:

**2019 (12/12, 3/3):** Started 12 games at left tackle and helped Derrick Henry lead the NFL with 1,540 rushing yards. Was suspended by the NFL for the first four games of the season. Started all three postseason contests at left tackle.

- Against Buffalo (10/6), returned to the lineup as a starter at left tackle.
- Against L.A. Chargers (10/20), started at left tackle and helped the offense amass 403 total yards.
- Against Kansas City (11/10), started at left tackle and helped open holes for Titans' rushers to gain 225 yards on the ground.
- Against Jacksonville (11/24), started at left tackle and blocked for Titans' ball carriers to gain 219 rushing yards.
- At Indianapolis (12/1), started at left tackle and helped open holes for Derrick Henry to collect 149 rushing yards on 26 carries.
- At Oakland (12/8), started at left tackle and was a part of an offensive front that blocked for Titans' ball carriers to gain 161 yards on the ground, while also not allowing a sack on 27 pass attempts.
- Against Houston (12/15), started at left tackle and was a member of an offensive line that opened holes for Titans' rushers to gain 163 yards on the ground.
- At Houston (12/29), started at left tackle and was a part of an offensive front that blocked for Derrick Henry to amass 211 yards on the ground and become the NFL's leading rusher in 2019.
- At New England (1/4), started at left tackle and was a member of an offensive front that opened holes for Derrick Henry to collect 182 yards on the ground.
- At Baltimore (1/11), started at left tackle and was a part of an offensive line that blocked for Derrick Henry to collect a franchise postseason record 195 rushing yards.

**2018 (15/15):** Named to his third consecutive Pro Bowl. Selected to the PFWA's All-AFC team. Started 15 games at left tackle. Was inactive for one contest against Houston (9/16/18).

- At Miami (9/9), started at left tackle and was a member of an offensive front that did not allow a sack on 38 pass attempts. Left the game in the third quarter with an injury.
- At Jacksonville (9/23), started at left tackle and was a part of an offensive front that opened holes for Titans' rushers to gain 150 yards on the ground.
- Against Philadelphia (9/30), started at left tackle and was a part of an offensive line that helped amass 397 total yards.
- At Buffalo (10/7), started at left tackle but left the game early in the second quarter with an injury.
- At Los Angeles Chargers in London (10/21), started at left tackle and helped block for Titans' ball carriers to gain 164 yards on the ground.
- At Dallas (11/5), started at left tackle and helped the Titans' offense accumulate 340 total yards.
- Against New England (11/11), started at left tackle and was a part of an offensive front that opened holes for Titans' rushers to gain 150 yards on the ground.
- Against Jacksonville (12/6), started at left tackle and helped open holes for Titans' ball carriers to gain 264 yards on the ground, including a

franchise-best 238 rushing yards by Derrick Henry. Part of an offensive front that allowed just one sack for zero yards on 24 pass attempts.

- At N.Y. Giants (12/16), started at left tackle and helped block for Titans' rushers to amass 215 yards, including a 170-yard performance by Derrick Henry.
- Against Indianapolis (12/30), started at left tackle and was a member of an offensive front that did not allow a sack on 29 pass attempts.

**2017 (16/16, 2/2):** Named to his second consecutive Pro Bowl. Started all 16 games and both postseason contests at left tackle.

- Against Oakland (9/10), was a part of an offensive line that helped produce 350 total yards and allow just one sack on 41 pass attempts.
- At Jacksonville (9/17), opened holes for a rushing attack that amassed 179 yards on 36 carries (5.0 avg.). Member of a unit that allowed just one sack on 27 pass attempts.
- Against Seattle (9/24), helped block for Titans' ball carriers to collect 195 rushing yards on 35 carries (5.6 avg.). Member of an offensive front that did not allow a sack on 32 pass attempts.
- Against Indianapolis (10/16), was a member of an offensive front that helped produce 473 total yards and allow just one sack for one yard on 32 pass attempts.
- Against Baltimore (11/5), started at left tackle in his 50th career game.
- Against Cincinnati (11/12), helped open holes for Titans' rushers to gain 180 yards on the ground.
- Against Houston (12/3), helped open holes for Titans' ball carriers to gain 198 yards on 25 carries with two scores on the ground.
- At San Francisco (12/17), was a part of an offensive front that allowed just one sack on 33 pass attempts.
- Against Los Angeles Rams (12/24), was a member of an offensive line that allowed just one sack on 39 pass attempts.
- At Kansas City (1/6), started at left tackle in his first career postseason game and helped open holes for Titans' ball carriers to gain 202 rushing yards on 31 carries (6.5 avg.).

**2016 (16/16):** Named to the Pro Bowl. Started all 16 games at left tackle for the first time in his career and was a part of an offensive front that blocked for the NFL's third-ranked rushing attack which averaged 136.7 rush yards per game.

- At Detroit (9/18), blocked for an offense that amassed 363 total yards in a 16-15 comeback win.
- Against Oakland (9/25), was a part of an offensive line that helped produce 393 total yards and allow just one sack on 33 pass attempts.
- At Miami (10/9), was a member of an offensive front that opened holes for Titans' rushers to gain 235 yards on the ground and did not allow a sack on 29 pass attempts.
- Against Cleveland (10/16), blocked for an offense that compiled a season-high 407 total yards, including 137 rushing yards.
- Against Indianapolis (10/23), started at left tackle. Gave the Titans a 6-0 lead with his first career reception, a 10-yard touchdown, on a tackle eligible play with 9:14 left to play in the first quarter.
- Against Jacksonville (10/27), opened holes for Titans' ball carriers to accumulate 214 yards on the ground. Was a part of an offensive front that did not allow a sack in 23 pass attempts.
- At San Diego (11/6), was a part of an offensive line that did not allow a sack on 43 pass attempts.
- Against Green Bay (11/13), started at left tackle but was disqualified early in the first quarter for contacting an official.
- At Indianapolis (11/20), started at left tackle but left the game late in the fourth quarter with an injury.
- At Chicago (11/27), was a member of an offensive front that did not allow a sack on 23 pass attempts. Blocked for Titans' ball carriers to gain 149 yards on the ground.
- Against Denver (12/11), was a part of an offensive line that opened holes for Titans' rushers to amass 180 rushing yards on 42 carries in a 13-10 victory over the Broncos.
- At Kansas City (12/18), helped pave the way for Titans' ball carriers to gain 148 yards on the ground. Member of an offensive front that allowed just one sack for zero yards on 33 pass attempts.

**2015 (15/15):** Started 15 games at left tackle. Was inactive for the regular season finale.

- At Tampa Bay (9/13), started at left tackle and was a member of an offensive front that opened holes for Titans rushers to gain 124 yards on

the ground.

- At Cleveland (9/20), started at left tackle and helped block for Titans ball carriers to amass 166 rushing yards on 30 carries.
- Against Indianapolis (9/27), started at left tackle and helped protect Marcus Mariota, allowing him to pass for 367 yards.
- At New Orleans (11/8), started at left tackle and was a member of an offensive line that did not allow a sack on 39 pass attempts and allowed Marcus Mariota to throw for 371 yards and four touchdowns.
- Against Jacksonville (12/6), started at left tackle and helped block for a Titans' offense that amassed 467 total yards.

**2014 (11/6):** Named to the *Pro Football Writers of America* All-Rookie team. Appeared in 11 games with six starts at left tackle during his rookie campaign. Was inactive for the final five games because of injury. Made his NFL debut at Kansas City (9/7/14). Made his first career NFL start at left tackle against Jacksonville (10/12/14).

- At Kansas City (9/7), made his NFL debut as a reserve on special teams. Lined up at left tackle late in the fourth quarter.
- Against Jacksonville (10/12), made his first career NFL start at left tackle.
- Against Pittsburgh (11/17), started at left tackle and was a part of an offensive front that did not allow a sack on 24 pass attempts.
- At Philadelphia (11/23), started at left tackle and left the game midway through the fourth quarter with an injury.

#### COLLEGE:

- In four seasons at Michigan, Lewan appeared in 50 games with 48 starts at left tackle. He started the final 41 games of his career.
- As a senior (2013), started all 13 games at left tackle for the third consecutive season. Named first-team All-American by *Sporting News*, second-team All-American by Walter Camp, *Associated Press*, *CBSSports.com* and *SI.com*. Won the Hugh R. Rader Memorial Award for U-M's top offensive lineman and named Big Ten Rimington-Pace Offensive Lineman of the Year for second consecutive season. Added first-team All-Big Ten (coaches and media), *Sporting News* All-Big Ten, *Athlon Sports* All-Big Ten honors.
- As a junior (2012), started all 13 games at left tackle. Named first-team All-American by Walter Camp, *Associated Press*, *ESPN.com* and *SI.com*. Added Big Ten Rimington-Pace Offensive Lineman of the Year, first-team All-Big Ten (coaches and media), second-team *CBSSports.com* All-American, second-team Phil Steele Postseason All-American, first-team Phil Steele Postseason All-Big Ten, Hugh R. Rader Memorial Award. Against Massachusetts (9/15), scored a touchdown on a fumble recovery to become the first Michigan offensive lineman since 1948 (Bob Erben) to score a touchdown.
- As a sophomore (2011), started all 13 games at left tackle and helped the Wolverines to a Sugar Bowl title. Named second-team All-Big Ten by the league's coaches and honorable mention from the media.
- As a redshirt freshman (2010), appeared in 11 games and started nine contests at left tackle. Named second-team Freshman All-American by *CollegeFootballNews.com*.
- Graduated in December 2013 with a degree in general studies.

#### PERSONAL:

- Married to Taylin, the couple has a daughter, Wynne.
- Attended Chaparral (Scottsdale, Ariz.) High School for his senior year (2009) after spending three years at Cactus Shadows (Phoenix, Ariz.) High School. Played offensive line for the first time as a senior after previously lining up on the defensive line.
- As a senior, started every game and helped lead his team to the 2008 Class 4A-I State Championship Game.
- Senior honors included SuperPrep All-American; Under Armour All-American game participant; Frank Kush Award as the state of Arizona's top interior offensive lineman; *Arizona Republic* and *East Valley Tribune* first-team All-State; and *Desert Sky* first-team All-Region.
- Totaled 96 tackles and seven sacks as a defensive lineman, including 46 tackles and two sacks as a junior.
- List of favorites: (movies) "Animal House," "Wedding Crashers"; (TV show) "Scrubs"; (actor) Vince Vaughn; (music artist) Eric Church; (school subjects) history; (car) Ford; (favorite athlete as a child) John Elway; (video game) Super Smash Bros.; and (food) "Anything chicken."

- Follow Lewan on Twitter at @TaylorLewan77.
- Follow Lewan on Instagram at @taylorlewan.
- Born Taylor Curtis Lewan on July 22, 1991 in Loomis, Calif.

## TAYLOR LEWAN'S NFL STATISTICS

### REGULAR SEASON

Year	Team	GP	GS
2014	Tennessee	11	6
2015	Tennessee	15	15
2016	Tennessee	16	16
2017	Tennessee	16	16
2018	Tennessee	15	15
2019	Tennessee	12	12
<b>NFL Totals</b>		<b>85</b>	<b>80</b>

### PLAYOFFS

Year	Team	GP	GS
2017	Tennessee	2	2
2019	Tennessee	3	3
<b>NFL Totals</b>		<b>5</b>	<b>5</b>

### Starts Breakdown:

2014 - LT 6; 2015 - LT 15; 2016 - LT 16; 2017 - LT 16  
(Playoffs - LT 2); 2018 - LT 15; 2019 - LT 12 (Playoffs - LT 3)

### Additional Career Statistics

Misc. Tackles - 2 (2015), 3 (2016), 1 (2018), 1 (2019)

Receptions - 10-yard touchdown vs. Indianapolis (10/23/16)



# 51 DAVID LONG JR.

LINEBACKER • 5'11" • 227 LBS • COLLEGE: WEST VIRGINIA  
 ACQUIRED: 6TH ROUND - 2019 • NFL EXPERIENCE: ROOKIE  
 HOMETOWN: CINCINNATI, OHIO  
 GAMES PLAYED/GAMES STARTED: 14/0 (PLAYOFFS: 3/1)

**PRO:** The Titans selected David Long Jr. in the sixth round of the 2019 NFL Draft. As a rookie, he contributed on special teams and as a reserve at inside linebacker, recording his first career start during the playoffs. The 5-foot-11-inch, 227-pound defender possesses tremendous speed for the position, displays grit and toughness, and has a knack for finding the ball carrier. At West Virginia, he was a three-year starter and amassed 252 career tackles, 14 sacks and 40 tackles for loss. The 2018 Big 12 Defensive Player of the Year led the Mountaineers in tackles during his final collegiate campaign.

### CAREER HIGHLIGHTS:

- As a rookie in 2019, Long appeared in 14 games during the regular season. He also played in all three playoff contests with one start.
- As a junior at West Virginia in 2018, he was selected Big 12 Defensive Player of the Year by the coaches and the Associated Press. He also received second-team All-America honors by the Associated Press and first-team All-Big 12 accolades by the Associated Press.

### TITANS TIDBITS:

- David's father, David Sr., is a former professional boxer who went 12-5-2 as a heavyweight. He once fought future world champ Deontay Wilder.
- During the offseason, Long still uses on-the-bell, three-minute-round boxing training to focus on his mental awareness. In 2018, Long Jr. went into the ring with headgear against his old man for the first time. They went for three 90-second rounds. "He busted up my lip, but it was fun," Long Jr. says. "He was really iffy that I knew how to throw my hands for real. It was just jabs, but it's grown-man strength."
- Long was a high school teammate of safety Mike Edwards, who was drafted by the Tampa Bay Buccaneers in the third round of the 2019 NFL Draft.
- When Long was seven years old, he was on the back of a bike being pedaled by his older brother when he was hit by a car driven by someone who was not paying attention. He was treated at the hospital with head and arm injuries.

### CAREER TRANSACTIONS:

- The Cincinnati, Ohio, native was selected by the Titans in the sixth round (188th overall) of the 2019 NFL Draft.

### SEASON RECAPS:

**2019 (14/0, 3/1):** Played in 14 games as a reserve during his rookie campaign and notched 15 tackles, two stops for loss, a pass defended, a forced fumble and two special teams tackles. Was inactive for two games. Saw action in all three postseason contests with a start at linebacker and collected 16 tackles, two stops for loss and a special teams tackle. Tied for the team lead in passes defended once (at HOU). Tied for the team lead in special teams tackles twice (vs. TB, at OAK). Appeared in his first career NFL contest against Indianapolis (9/15/19).

- Against Indianapolis (9/15), made his NFL debut as a reserve on special teams.
- Against L.A. Chargers (10/20), saw action as a reserve at linebacker and posted a tackle for loss. Shot through the line and stonewalled Melvin Gordon for a four-yard loss on a screen pass late in the first quarter.
- Against Kansas City (11/10), played as a reserve at linebacker and registered 11 tackles and a forced fumble. Forced a Damien Williams' fumble that was scooped up by Rashaan Evans and returned 53 yards for a touchdown in the second stanza.
- At Oakland (12/8), saw action as a reserve at linebacker and amassed

two tackles, including a stop for loss. Tied for the team lead with a special teams tackle on coverage units. Stonewalled DeAndré Washington for a six-yard loss on a short pass in the fourth quarter.

- At Houston (12/29), played as a reserve on special teams and at linebacker late in the game. Recorded a tackle and a pass defended on defense. Broke up a pass intended for Jordan Akins late in the fourth quarter.
- At New England (1/4), made his postseason debut as a reserve at linebacker and posted five tackles.
- At Baltimore (1/11), made his first career start at linebacker and recorded eight tackles. Stuffed Gus Edwards for no gain on a rush off right guard in the first quarter. Halted a Ravens' drive by stonewalling Lamar Jackson for no gain on a fourth-and-one rush off right guard on the first play of the second quarter.
- At Kansas City (1/19), played as a reserve at linebacker and registered three tackles, including two stops for loss. Notched a special teams tackle on coverage units. Stuffed Damien Williams for two-yard losses on back-to-back rushing plays in the fourth quarter.

### COLLEGE:

- During a three-year career at West Virginia, played in 34 games with 31 starts and totaled 252 tackles, 14 sacks and 40 career tackles for loss which tied for third place on West Virginia's all-time list. In his final campaign in 2018, tied for the single-season program record with 19 tackles for loss.
- As a junior (2018), started all 12 games at Will linebacker and named Big 12 Defensive Player of the Year by the coaches and the Associated Press. Garnered second-team All-America honors by the Associated Press and first-team All-Big 12 first-team accolades by the Associated Press. Led the team with 111 tackles, eight sacks and 19 tackles for loss. Finished with 10 or more tackles in six games.
- As a sophomore (2017), started nine games at Will linebacker after missing the first four games after sustaining preseason knee injury. Was the team's third-leading tackler with 76 stops, including four sacks, a team-best 16.5 tackles for loss, four passes defended and a fumble recovery. Selected All-Big 12 Conference first team by ESPN, All-Big 12 Conference second team by Athlon Sports and All-Big 12 Conference honorable mention by the Coaches. Also named WVU Defensive Player of the Year.
- As a redshirt freshman (2016), played in 13 games with 10 starts and notched 65 tackles, two sacks, 4.5 tackles for loss and a forced fumble.
- As a freshman (2015), redshirted.
- Graduated in December 2018 with a multidisciplinary studies degree from West Virginia.

### PERSONAL:

- Attended Winton Woods (Cincinnati, Ohio) High School and finished his career with 283 career tackles, six sacks and six interceptions.
- Selected Associated Press All-Ohio Division II honorable mention and Associated Press Southwest All-District First Team Division II linebacker.
- As a senior, tallied 110 tackles, 16 tackles for loss and three sacks.
- As a junior, totaled 88 tackles, one interception and one fumble recovery
- As a sophomore, registered 81 tackles, a sack, two fumble recoveries and an interception.
- List of favorites: (TV show) "All American"; (movies) "Remember the Titans"; (musician) Lil Wayne; (meal) pasta; (dessert) lemon cake; (childhood sports team) LeBron James' teams - Cavaliers and Heat; and (hidden talent) Beatboxing.
- Follow Long on Twitter at @David\_Long.
- Follow Long on Instagram at @davidlongjr\_.
- Born David Lamont Long Jr. on Oct. 12, 1996 in Cincinnati, Ohio.





# 97 ISAIAH MACK

DEFENSIVE TACKLE • 6'1" • 299 LBS • COLLEGE: CHATTANOOGA  
 ACQUIRED: FREE AGENT - 2019 • NFL EXPERIENCE (NFL/TITANS): 2/2  
 HOMETOWN: TUNNEL HILL, GA.  
 GAMES PLAYED/GAMES STARTED: 13/1 (PLAYOFFS: 0/0)

**PRO:** The Titans signed Isaiah Mack as a rookie free agent following the 2019 NFL Draft. Mack appeared in 13 games with one start as a rookie in 2019, and totaled 11 tackles, 1.5 sacks, eight quarterback pressures and one fumble recovery. The 6-foot-1-inch, 299-pounder appeared in 48 games with 32 starts over four seasons at Chattanooga and ranks third in program history in tackles for loss and ranks fourth in school history in sacks.

#### CAREER HIGHLIGHTS:

- In 2019, Mack made his NFL debut and appeared in 13 games with one start as a rookie.

#### TITANS TIDBITS:

- For part of his time at Chattanooga, Mack's position coach was former Titans and Mocs defensive lineman Tony Brown.
- Mack is extremely close with his mother, Sequoyah, who calls him 'D' because his middle name is Dwight.
- Mack's mother is a nurse and he initially majored in nursing at Chattanooga. He switched to criminal justice after taking a course in violence against women as a freshman.
- He lists his favorite hobby as 'going mudding' in his pickup truck, and also enjoys hunting, fishing and cooking.

#### CAREER TRANSACTIONS:

- The Tunnel Hill, Ga., native was signed by the Titans as a rookie free agent on May 10, 2019.

#### SEASON RECAPS:

**2019 (13/1, 0/0):** Played in 13 games with a start at defensive tackle during his rookie campaign and collected 11 tackles, 1.5 sacks, eight quarterback pressures and a fumble recovery. Was inactive for three games. Was inactive for all three postseason contests. Tied for the team lead in sacks once in 2019 (vs. IND). Appeared in his first career NFL contest at Cleveland (9/8/19). Collected his first career sack against Indianapolis (9/15/19). Notched his first career start at Jacksonville (9/19/19).

- At Cleveland (9/8), made his NFL debut as a reserve on the defensive front and collected four tackles and a quarterback pressure.
- Against Indianapolis (9/15), played as a reserve at defensive tackle and collected his first career sack. Registered his first career sack by dropping Jacoby Brissett for a seven-yard loss in the first quarter.
- At Jacksonville (9/19), made his first career start at defensive end and posted a quarterback pressure.
- At Atlanta (9/29), played as a reserve at defensive end and registered two tackles, including a half sack and two quarterback pressures. Combined with Rashaan Evans to drop Matt Ryan for a five-yard sack in the final quarter.
- Against Tampa Bay (10/27), played as a reserve at defensive tackle and tallied a fumble recovery. Recovered a Jameis Winston botched shotgun snap at the Tampa Bay 10-yard line in the first quarter.

#### COLLEGE:

- Started 48 games and made 32 starts over four seasons at Chattanooga and posted 222 tackles, 41 tackles for loss, 21 sacks, two passes defended, three forced fumbles and two fumble recoveries. Ranks third in program history in tackles for loss and fourth in school history in sacks.

- As a senior (2018), appeared in 11 games and tallied 78 tackles, 11 tackles for loss, 8.5 sacks, two passes defended, two forced fumbles, and one fumble recovery. Was named Southern Conference Defensive Player of the Year by the league's coaches and media and earned First Team All-American recognition by Associated Press and named First Team All-SoCon.

- As a junior (2017), saw action in 11 contests and recorded 54 tackles, seven tackles for loss and 1.5 sacks. Earned Second Team All-SoCon recognition by the league's coaches.
- As a sophomore (2016), appeared in all 13 games and notched 36 tackles, 14 tackles for loss and 7.5 sacks.
- As a redshirt freshman (2015), saw action in 13 games with eight starts and tallied 54 tackles, nine tackles for loss, 3.5 sacks, one forced fumble and one fumble recovery. Named to the SoCon All-Freshman Team.
- Redshirted in 2014.
- Majored in criminal justice at Chattanooga.

#### PERSONAL:

- Attended Northwest Whitfield (Ga.) High School where he was a two-time all-state defensive lineman and two-time regional defensive player of the year.
- Mack recorded 121 tackles as a senior and 137 tackles as a junior and also competed in wrestling.
- Has one brother, Rashaun.
- Son of Sequoyah Mack.
- Follow Mack on Twitter @imack98.
- Born Isaiah Dwight Mack on March 19, 1996 in Tunnel Hill, Ga.







## 2 COLE McDONALD

QUARTERBACK • 6'3" • 215 LBS • COLLEGE: HAWAII

ACQUIRED: 7TH ROUND - 2020 • NFL EXPERIENCE (NFL/TITANS): ROOKIE

HOMETOWN: LA MIRADA, CALIF.

GAMES PLAYED/GAMES STARTED: 0/0 (PLAYOFFS: 0/0)

**PRO:** The Titans selected quarterback Cole McDonald with a seventh-round pick (224th overall) in the 2020 NFL Draft. He brings prototypical arm strength, size and athleticism to the team's quarterback depth. He passed for 8,032 yards and 70 touchdowns during his career at Hawaii, conducting a wide open offensive attack. He was a two-year starter for the Rainbow Warriors (2018-19) after redshirting for one season and playing one season as a reserve. He became the third Hawaii quarterback drafted in the NFL, joining Colt Brennan and Larry Arnold.

### TITANS TIDBITS:

- After going to the University of Hawaii, he got a tattoo of the state of Hawaii on his left arm and grew dreadlocks. The dreadlocks were a result of his relationship with Bryant Moniz, a former Hawaii quarterback who had dreadlocks. "He shared his story with me and how he did it," McDonald says, "and then I decided to do it. Over the years, it became part of my story."
- He helped coach a youth football team during his time in Hawaii.
- McDonald only had one offer coming out of high school. He was set to go to junior college, but at 1 a.m. on signing day, Hawaii called and offered him a spot. Although he never before visited the school, he accepted immediately.
- He is interested in visual and performing arts — "anything that allows people to express themselves."
- During his last two years in Hawaii, he spent time working at weddings doing setup, serving food and cleaning.

### CAREER TRANSACTIONS:

- The La Mirada, Calif., native was selected by the Titans in the seventh round (224th overall) of the 2020 NFL Draft.

### COLLEGE:

• After redshirting in 2016, McDonald was a reserve in 2017 before taking control as the starter in 2018. In 33 career games, including 24 starts, he completed 616 of 1,004 passes for 8,032 yards, 70 touchdowns and 24 interceptions. He added 880 yards and 12 touchdowns on 251 career rushing attempts. He finished in Hawaii's top five in nearly a dozen career statistical categories, including finishing fourth in all-time passing yards, attempts, completions, touchdowns and total offense (8,912). During his career he registered 13 career 300-yard games and six games with 400 or more yards. His team was 10-3 when he threw for more than 300 yards and 5-1 with at least 400 yards. Joined Timmy Chang and Colt Brennan as the only quarterbacks in program history to pass for 3,000 yards in two or more seasons.

**AS A JUNIOR (2019),** appeared in 13 games with 12 starts, completing 326 of 511 passes (63.8 percent) for 4,135 yards, 33 touchdowns and 14 interceptions. Added 101 rushing attempts for 383 yards and seven touchdowns. Named second-team All-Mountain West Conference and selected as Hawaii's Alec Waterhouse Team MVP. Ranked third nationally in passing yards, sixth in total offense (322.7 per game), seventh in passing yards per game (295.4), eighth in passing touchdowns and ninth in points responsible for (242). Led the Mountain West with a 147.6 passing efficiency rating. Became the fourth Hawaii quarterback to reach 4,000 passing yards in a season.

- Against Oregon State (9/7), passed for 421 yards and four touchdowns.
- At Nevada (9/28), earned Mountain West Offensive Player of the Week honors after throwing for 312 yards and four touchdowns in a 54-3 win.
- Against Air Force (10/19), matched a career high with 34 completions,

passing for 404 yards and three touchdowns.

- At New Mexico (10/26), set a career high with 140 rushing yards, including a career-long 76-yarder.
- Against BYU in the SoFi Hawaii Bowl (12/24), threw for a career high 493 yards and accounted for five touchdowns — four passing and one rushing — in a win. Named the bowl game's MVP.

**AS A SOPHOMORE (2018),** played in 13 games with 12 starts, completing 285 of 484 passes for 3,875 yards, 36 touchdowns and 10 interceptions. He also was the team's third-leading rusher with 359 yards on and four touchdowns 134 carries. Ranked sixth nationally in passing touchdowns and placed eighth in passing yards, passing yards per game (298.1), total offense (325.7) and points responsible (246). Finished the season with 40 total touchdowns, the fifth most in UH single-season annals. Registered three games more than 400 yards passing on the season, becoming the sixth UH quarterback in history to do so. Earned All-Mountain West honorable mention, named the team's Coach June Jones Offensive MVP and appeared on the Maxwell Award and Manning Award watch lists.

- At Colorado State (8/25), tallied 418 passing yards in a season-opening win, setting a team record for the most passing yards in a starting debut.
- Against Navy (9/1), set a career high with six passing touchdowns, earning Mountain West Offensive Player of the Week, Davey O'Brien "Great 8" and Manning Award "Stars of the Week" honors.
- At San Diego State (11/24), threw for a then-career-high 452 yards on 29-of-46 passing. Named the Manning Award Quarterback of the Week and added Manning Award "Stars of the Week" honors.

**AS A REDSHIRT FRESHMAN (2017),** played in six games as a backup. Completed five passes on nine attempts for 22 yards and one touchdown. Added 16 carries for 138 yards and a score.

- Against Western Carolina (9/2), made his first career appearance late in the win.
- At UCLA (9/9), led a fourth-quarter scoring drive that included a 58-yard run and an eight-yard touchdown run, the first of his career. Finished with three rushes for 75 yards against the Bruins.
- Against San Jose State (10/14), completed the first touchdown pass of his career when he found Dakota Torres in the back of the end zone for a four-yard score.

**AS A TRUE FRESHMAN (2016),** redshirted.

- Majored in business management at Hawaii.

### PERSONAL:

- Attended Sonora (La Habra, Calif.) High School, where as a senior he completed 134 of 215 passes for 2,313 yards and 19 touchdowns and rushed for 1,091 yards and 10 scores. Led the Raiders to the second round of the CIF Southern Section Southwest Division playoffs. Earned All-Freeway League first-team honors and Whittier Daily News second-team All-Area honors. Named MVP of the San Gabriel Valley Hall of Fame All-Star Game.
- As a high school junior, passed for 1,372 yards and eight touchdowns and rushed for 725 yards and six scores.
- As a high school sophomore, accumulated 850 yards passing and 199 yards rushing, with seven total touchdowns.
- Also ran track, competing in the 100-meter, 200-meter and relay teams, and played baseball (shortstop, centerfield, pitcher) and basketball.
- Son of John and Rona McDonald.

- Nickname is "C-Money."
- Has a dog named Lani, which means "heaven" in Hawaiian.
- Follow McDonald on Twitter at @colehunter520.
- Follow McDonald on Instagram at @king\_colleee.
- List of favorites includes (TV shows) "The Office," "The Blacklist," and (movie) "300."
- Born Cole Hunter McDonald on May 20, 1998 in Orange, Calif.

## COLE MCDONALD'S COLLEGE STATISTICS

Year	Team	GP/GS	PASSING							RUSHING					
			Att	Cmp	Pct	Yds	Yd/Att	TD	INT	Lg	Att	Yds	Avg.	Lg	TD
2016	Hawaii	0/0	Redshirt Season												
2017	Hawaii	6/0	9	5	55.6	22	2.4	1	0	9	16	138	8.6	58	1
2018	Hawaii	13/12	484	285	58.9	3,875	8.0	36	10	80	134	359	2.7	28	4
2019	Hawaii	14/12	511	326	63.8	4,135	8.1	33	14	59	101	383	3.8	76	7
<b>College Totals</b>		<b>33/24</b>	<b>1,004</b>	<b>616</b>	<b>61.4</b>	<b>8,032</b>	<b>8.0</b>	<b>70</b>	<b>24</b>	<b>80</b>	<b>251</b>	<b>880</b>	<b>3.5</b>	<b>76</b>	<b>12</b>

### Hawaii Single-Game Highs

Attempts - 57 at San Jose State (9/29/18)

Completions - 34 (Twice, last vs. Air Force 10/19/19)

Passing Yards - 493 vs. BYU (12/24/19)

Touchdown Passes - 6 vs. Navy (9/1/18)

Had Intercepted - 4 vs. Arizona (8/24/19)

Long Completion - 80 at Army (9/15/18)

Rushing Attempts - 15 vs. UNLV (11/3/18)

Rushing Yards - 140 at New Mexico (10/26/19)

Rushing Touchdowns - 2 (Three times, last at UNLV 11/16/19)

Rushing Long - 76 at New Mexico (10/26/19)



# 30 CHRIS MILTON

CORNERBACK • 5'11" • 190 LBS • COLLEGE: GEORGIA TECH  
 ACQUIRED: WAIVERS (IND) – 2019 • NFL EXPERIENCE (NFL/TITANS): 4/1  
 HOMETOWN: FOLKSTON, GA.  
 GAMES PLAYED/GAMES STARTED: 41/1 (PLAYOFFS: 2/0)

**PRO:** The Titans claimed Chris Milton off waivers from the Indianapolis Colts just prior to the start of the 2019 regular season. The 5-foot-11-inch, 190-pounder has excelled on special teams during his first four NFL campaigns. He was limited to six games during his first season in Tennessee due to injuries. The Georgia Tech product appeared in 35 games for the Colts from 2016-18 and notched 15 special teams tackles and two forced fumbles on coverage units.

#### CAREER HIGHLIGHTS:

- In 2019, Milton appeared in six contests as a reserve in his first season with the Titans and collected five special teams tackles before landing on injured reserve.
- In 2018, Milton played in 15 games for the Colts and posted three tackles, seven special teams stops and one fumble recovery. He saw action in both postseason games and contributed on special teams with two tackles and one forced fumble.
- In 2017, Milton appeared in 14 games and recorded four tackles and one fumble recovery while adding five special teams tackles.

#### TITANS TIDBITS:

- Milton is related to former NFL running back Tashard Choice, who played six seasons (2008-2013) in the NFL with the Dallas Cowboys, Washington, Buffalo Bills and Indianapolis Colts.
- Milton had the opportunity to learn from one of the best cornerbacks to play this century. Milton and Pro Football Hall of Famer Champ Bailey's family were close and when Milton was getting ready for the NFL, he reached out to Bailey for tips. They trained together during the weeks leading up to the draft. Now if he ever has questions, he still reaches out to the legendary cornerback.
- Milton enjoys fishing in his free time and when he is not playing or training for football he feels like a full-time fisherman on the water.

#### CAREER TRANSACTIONS:

- The Folkston, Ga., native was originally signed by the Indianapolis Colts as a rookie free agent on May 3, 2016.
- Waived by the Colts on Sept. 3, 2016 and signed to the team's practice squad a day later.
- Signed by the Colts to their active roster from the practice squad on Nov. 19, 2016.
- Waived by the Colts on Sept. 1, 2019.
- Claimed by the Titans off waivers from the Colts on Sept. 2, 2019.

#### SEASON RECAPS:

**2019 (6/0 - Tennessee):** Played in six games as a reserve and collected five special teams tackles in his first season with the Titans. Was inactive for five games. Placed on injured reserve on Nov. 26, 2019. Led or tied for the team lead in special teams tackles three times (vs. IND, at ATL, vs. KC).

- At Cleveland (9/8), made his Titans debut as a reserve on special teams.
- Against Indianapolis (9/15), tied for the team lead with two special teams tackles on coverage units.
- At Atlanta (9/29), saw action as a reserve on special teams and led the team with two special teams tackles. Stonewalled Kendall Sheffield at the Falcons' 15-yard line for just a 13-yard kickoff return in the first quarter.
- Against Buffalo (10/6), played as a reserve on special teams before leaving the game in the second quarter with an injury.
- Against Kansas City (11/10), returned to the lineup as a reserve on special teams and registered a tackle on coverage units.

**2018 (15/0, 2/0 - Indianapolis):** Played in 15 games and posted three tackles, seven special teams stops and one fumble recovery. Was inactive for one regular season contest. Played in two postseason games and contributed on special teams with two tackles and one forced fumble.

- At New England (10/4), registered two tackles.
- At Tennessee (12/30), recovered a fumble on special teams coverage units.
- At Kansas City (1/12), forced a fumble on special teams.

**2017 (14/0 - Indianapolis):** Appeared in 14 games as a reserve and recorded four tackles and one fumble recovery while adding five special teams tackles. Was inactive for one contest and did not play in another.

- Against Arizona (9/17), recovered a fumble on special teams.
- Against Tennessee (11/26), notched two tackles on special teams coverage units.
- Against Houston (12/31), posted two solo tackles.

**2016 (6/1 - Indianapolis):** Participated in six contests with one start as a rookie and notched six tackles, two passes defended and three special teams stops. Spent the first 10 games of the season on the Colts' practice squad.

- At Minnesota (12/18), collected three tackles, a pass defended and a special teams stop.
- Against Jacksonville (1/1), made his first career start at cornerback and tallied three tackles, a pass defended and a special teams tackle.

#### COLLEGE:

- Played in 53 games with 33 starts at Georgia Tech and collected 96 tackles, three tackles for loss, a forced fumble, 14 passes defended and five interceptions with two returned for touchdowns. Finished his career with seven blocked kicks. Also recorded four kickoff returns for 44 yards and two punt returns for 39 yards.
- As a senior (2015), started all 12 games and tallied 28 tackles, one interception, six passes defended and two blocked kicks. Was the FBS active career leader in blocked kicks during the 2015 season.
- As a junior (2014), started all 14 games and totaled 32 tackles, a tackle for loss, four passes defended and two interceptions. Returned one interception for a touchdown, blocked one field goal and one PAT.
- As a sophomore (2013), appeared in all 13 games with six starts at safety. Finished with 16 tackles, a tackle for loss, two passes defended, three blocked punts and two interceptions (one returned for a touchdown).
- As a redshirt freshman (2012), saw action in all 14 games (one start) and totaled 20 tackles (17 solo), two passes defended and one forced fumble. He was named Georgia Tech's special teams player of the game twice.
- As a freshman (2011), redshirted.
- Majored in business administration at Georgia Tech.

#### PERSONAL:

- Attended Charlton County (Folkston, Ga.) High School and was a four-year letter winner.
- Named an All-State choice in 2009 and 2010 and was rated as 19th-best prospect in the state by the Atlanta Journal-Constitution.
- Helped lead Charlton County to regional titles in 2007, 2008 and 2009.
- As a senior, played quarterback and running back and rushed for 975 yards. Was chosen to play in the GACA North-South All-Star Game.
- As a junior, threw for 2,600 yards and rushed for 1,100 yards while completing 57 percent of his pass attempts.
- Follow Milton on Twitter at @cmilt912.

- Follow Milton on Instagram at @cmilt\_.
- Born Christopher Devon Milton on Sept. 15, 1992 in Waycross, Ga.

## CHRIS MILTON'S GAME-BY-GAME

### 2016 Indianapolis Colts

Date	Opp	W/L	P/S	Tot Solo	Asst	Sk	- Yds	QBP	TFL	Int - Yds	-TD	PD	FF	FR - Yds	SpT
Sept 11	Det	L	PS												
Sept 18	@ Den	L	PS												
Sept 25	SD	W	PS												
Oct 2	@ Jax	L	PS												
Oct 9	Chi	W	PS												
Oct 16	@ Hou	L	PS												
Oct 23	@ Ten	W	PS												
Oct 30	KC	L	PS												
Nov 6	@ GB	W	PS												
Nov 20	Ten	W	PS												
Nov 24	@ Pit	L	P	0	0	0	0.0	0.0	0	0	0	0	0	0	0
Dec 5	@ NYJ	W	P	0	0	0	0.0	0.0	0	0	0	0	0	0	1
Dec 11	Hou	L	P	0	0	0	0.0	0.0	0	0	0	0	0	0	0
Dec 18	@ Min	W	P	3	2	1	0.0	0.0	0	0	0	0	1	0	1
Dec 24	@ Oak	L	P	0	0	0	0.0	0.0	0	0	0	0	0	0	0
Jan 1	Jax	W	S	3	2	1	0.0	0.0	0	0	0	0	1	0	1
<b>Totals</b>		<b>8-8</b>	<b>6/1</b>	<b>6</b>	<b>4</b>	<b>2</b>	<b>0.0</b>	<b>0.0</b>	<b>0</b>	<b>0</b>	<b>0</b>	<b>0</b>	<b>2</b>	<b>0</b>	<b>3</b>

### 2017 Indianapolis Colts

Date	Opp	W/L	P/S	Tot Solo	Asst	Sk	- Yds	QBP	TFL	Int - Yds	-TD	PD	FF	FR - Yds	SpT
Sept 10	@ LAR	L	P	0	0	0	0.0	0.0	0	0	0	0	0	0	1
Sept 17	Ari	L	P	0	0	0	0.0	0.0	0	0	0	0	0	0	0
Sept 24	Cle	W	DNP												
Oct 1	@ Sea	L	IA												
Oct 8	SF	W	P	0	0	0	0.0	0.0	0	0	0	0	0	0	0
Oct 16	@ Ten	L	P	0	0	0	0.0	0.0	0	0	0	0	0	0	0
Oct 22	Jax	L	P	1	1	0	0.0	0.0	0	0	0	0	0	0	0
Oct 29	@ Cin	L	P	0	0	0	0.0	0.0	0	0	0	0	0	0	1
Nov 5	@ Hou	W	P	0	0	0	0.0	0.0	0	0	0	0	0	0	1
Nov 12	Pit	L	P	0	0	0	0.0	0.0	0	0	0	0	0	0	0
Nov 26	Ten	L	P	0	0	0	0.0	0.0	0	0	0	0	0	0	2
Dec 3	@ Jax	L	P	1	1	0	0.0	0.0	0	0	0	0	0	0	0
Dec 10	@ Buf	L	P	0	0	0	0.0	0.0	0	0	0	0	0	0	0
Dec 14	Den	L	P	0	0	0	0.0	0.0	0	0	0	0	0	0	0
Dec 23	@ Bal	L	P	0	0	0	0.0	0.0	0	0	0	0	0	0	0
Dec 31	Hou	W	P	2	2	0	0.0	0.0	0	0	0	0	0	0	0
<b>Totals</b>		<b>4-12</b>	<b>14/0</b>	<b>4</b>	<b>4</b>	<b>0</b>	<b>0.0</b>	<b>0.0</b>	<b>0</b>	<b>0</b>	<b>0</b>	<b>0</b>	<b>0</b>	<b>0</b>	<b>5</b>

### 2018 Indianapolis Colts

Date	Opp	W/L	P/S	Tot Solo	Asst	Sk	- Yds	QBP	TFL	Int - Yds	-TD	PD	FF	FR - Yds	SpT
Sept 9	Cin	L	P	0	0	0	0.0	0.0	0	0	0	0	0	0	1
Sept 16	@ Was	W	IA												
Sept 23	@ Phi	L	P	0	0	0	0.0	0.0	0	0	0	0	0	0	1
Sept 30	Hou	L	P	1	1	0	0.0	0.0	0	0	0	0	0	0	1
Oct 4	@ NE	L	P	2	1	1	0.0	0.0	0	0	0	0	0	0	0
Oct 14	@ NYJ	L	P	0	0	0	0.0	0.0	0	0	0	0	0	0	1
Oct 21	Buf	W	P	0	0	0	0.0	0.0	0	0	0	0	0	0	0
Oct 28	@ Oak	W	P	0	0	0	0.0	0.0	0	0	0	0	0	0	1
Nov 11	Jax	W	P	0	0	0	0.0	0.0	0	0	0	0	0	0	0
Nov 18	Ten	W	P	0	0	0	0.0	0.0	0	0	0	0	0	0	0
Nov 25	Mia	W	P	0	0	0	0.0	0.0	0	0	0	0	0	0	0
Dec 2	@ Jax	L	P	0	0	0	0.0	0.0	0	0	0	0	0	0	1
Dec 9	@ Hou	W	P	0	0	0	0.0	0.0	0	0	0	0	0	0	0
Dec 16	Dal	W	P	0	0	0	0.0	0.0	0	0	0	0	0	0	0
Dec 23	NYG	W	P	0	0	0	0.0	0.0	0	0	0	0	0	0	1
Dec 30	@ Ten	W	P	0	0	0	0.0	0.0	0	0	0	0	0	0	0
<b>Totals</b>		<b>10-6</b>	<b>15/0</b>	<b>3</b>	<b>2</b>	<b>1</b>	<b>0.0</b>	<b>0.0</b>	<b>0</b>	<b>0</b>	<b>0</b>	<b>0</b>	<b>0</b>	<b>0</b>	<b>7</b>

### Playoffs

Jan 5	@ Hou	W	P	0	0	0	0.0	0.0	0	0	0	0	0	0	0
Jan 12	@ KC	L	P	0	0	0	0.0	0.0	0	0	0	0	0	0	2
<b>Totals</b>		<b>1-1</b>	<b>2/0</b>	<b>0</b>	<b>0</b>	<b>0</b>	<b>0.0</b>	<b>0.0</b>	<b>0</b>	<b>0</b>	<b>0</b>	<b>0</b>	<b>0</b>	<b>0</b>	<b>2</b>

### 2019 Tennessee Titans

Date	Opp	W/L	P/S	Tot Solo	Asst	Sk	- Yds	QBP	TFL	Int - Yds	-TD	PD	FF	FR - Yds	SpT
Sept 8	@ Cle	W	P	0	0	0	0.0	0.0	0	0	0	0	0	0	0
Sept 15	Ind	L	P	0	0	0	0.0	0.0	0	0	0	0	0	0	2
Sept 19	@ Jax	L	IA												
Sept 29	@ Atl	W	P	0	0	0	0.0	0.0	0	0	0	0	0	0	2
Oct 6	Buf	L	P	0	0	0	0.0	0.0	0	0	0	0	0	0	0
Oct 13	@ Den	L	IA												
Oct 20	LAC	W	IA												
Oct 27	TB	W	IA												
Nov 3	@ Car	L	IA												
Nov 10	KC	W	P	0	0	0	0.0	0.0	0	0	0	0	0	0	1
Nov 24	Jax	W	P	0	0	0	0.0	0.0	0	0	0	0	0	0	0
Dec 1	@ Ind														
Dec 8	@ Oak														
Dec 15	Hou														
Dec 22	NO														
Dec 29	@ Hou														
<b>Totals</b>		<b>6-5</b>	<b>6/0</b>	<b>0</b>	<b>0</b>	<b>0</b>	<b>0.0</b>	<b>0.0</b>	<b>0</b>	<b>0</b>	<b>0</b>	<b>0</b>	<b>0</b>	<b>0</b>	<b>5</b>

Placed on injured reserve on Nov. 26, 2019

## CHRIS MILTON'S NFL STATISTICS

### REGULAR SEASON

Year	Team	GP	GS	TACKLES							INTERCEPTIONS					FUMBLES			
				Tot	Solo	Asst	Sk	Yds	QBP	TFL	No	Yds	Lg	TD	PD	FF	FR	Yds	SpT
2016	Indianapolis	6	1	6	4	2	0.0	0.0	NA	NA	0	0	0	0	2	0	0	0	3
2017	Indianapolis	14	0	4	4	0	0.0	0.0	NA	NA	0	0	0	0	0	0	0	0	5
2018	Indianapolis	15	0	3	2	1	0.0	0.0	NA	NA	0	0	0	0	0	0	0	0	7
2019	Tennessee	6	0	0	0	0	0.0	0.0	0	0	0	0	0	0	0	0	0	0	5
<b>NFL Totals</b>		<b>41</b>	<b>1</b>	<b>13</b>	<b>10</b>	<b>3</b>	<b>0.0</b>	<b>0.0</b>	<b>0</b>	<b>0</b>	<b>0</b>	<b>0</b>	<b>0</b>	<b>2</b>	<b>0</b>	<b>0</b>	<b>0</b>	<b>20</b>	

### PLAYOFFS

Year	Team	GP	GS	TACKLES							INTERCEPTIONS					FUMBLES								
				Tot	Solo	Asst	Sk	Yds	QBP	TFL	No	Yds	Lg	TD	PD	FF	FR	Yds	SpT					
2018	Indianapolis	2	0	0	0	0	0.0	0.0	0	0	0	0	0	0	0	0	0	0	2					
2019	Tennessee	0	0	Injured Reserve												0	0	0	0	0	0	0	0	2
<b>NFL Totals</b>		<b>2</b>	<b>0</b>	<b>0</b>	<b>0</b>	<b>0</b>	<b>0.0</b>	<b>0.0</b>	<b>0</b>	<b>0</b>	<b>0</b>	<b>0</b>	<b>0</b>	<b>0</b>	<b>0</b>	<b>0</b>	<b>0</b>	<b>0</b>	<b>2</b>					

### Single-Game Highs

Tackles - 3 (Twice, last vs. Jacksonville 1/1/17)  
 Passes Defensed - 1 (Twice, last vs. Jacksonville 1/1/17)  
 Special Teams Tackles - 2 (Three times, last at Atlanta (9/29/19))

### Playoff Single-Game Highs

Special Teams Tackles - 2 at Kansas City (11/12/19)

### Additional Statistics

Special Teams Forced Fumbles - 1 (2017), 1 (2018)  
 Postseason Special Teams Forced Fumbles - 1 (2018)



# 52 DANIEL MUNYER

CENTER • 6'1" • 305 LBS • COLLEGE: COLORADO

ACQUIRED: FREE AGENT - 2019 • NFL EXPERIENCE (NFL/TITANS): 3/1

HOMETOWN: HARBOR CITY, CALIF.

GAMES PLAYED/GAMES STARTED: 16/1 (PLAYOFFS: 1/0)

**PRO:** The Titans signed offensive lineman Daniel Munyer to the practice squad during the 2019 season. The 6-foot-1-inch, 305-pounder originally signed with the Kansas City Chiefs as a rookie free agent following the 2015 NFL Draft. The Harbor City, Calif., native has also spent time with the Arizona Cardinals and Indianapolis Colts, and has appeared in 16 career games with one start at right guard. Munyer was a three-year starter at Colorado where he saw action in 43 games and made 39 starts at right guard and center.

#### TITANS TIDBITS:

- As a senior at Colorado, Munyer was awarded the department of communication's Academic Leadership Award for his dedication to learning and strong positive presence in the classroom.

#### CAREER TRANSACTIONS:

- The Harbor City, Calif., native was signed by the Kansas City Chiefs as a rookie free agent on May 19, 2015.
- Waived by the Chiefs on Sept. 5, 2015.
- Signed by the Chiefs to the team's practice squad on Sept. 8, 2015.
- Waived by the Chiefs on Oct. 13, 2015.
- Signed by the Chiefs to the team's practice squad on Nov. 30, 2015.
- Signed by the Chiefs to the active roster off of the practice squad on Dec. 2, 2015.
- Waived by the Chiefs on Dec. 8, 2015.
- Signed by the Chiefs to the team's practice squad on Dec. 10, 2015.
- Signed by the Chiefs to the active roster off of the practice squad on Jan. 5, 2016.
- Waived by the Chiefs on Sept. 3, 2016.
- Signed by the Chiefs to the team's practice squad on Sept. 5, 2016 and waived a day later.
- Signed by the Chiefs to the team's practice squad on Sept. 20, 2016.
- Waived by the Chiefs on Sept. 24, 2016.
- Signed by the Chiefs to the team's practice squad on Sept. 27, 2016.
- Waived by the Chiefs on Oct. 1, 2016.
- Signed by the Arizona Cardinals to the team's practice squad on Dec. 28, 2016.
- Signed by the Cardinals to a future's contract on Jan. 3, 2017.
- Re-signed by the Cardinals on March 22, 2018.
- Signed by the Indianapolis Colts as a free agent on July 24, 2019.
- Waived by the Colts on Aug. 31, 2019.
- Signed by the Titans to the team's practice squad on Oct. 8, 2019.
- Waived by the Titans on Nov. 5, 2019.
- Re-signed by the Titans to the team's practice squad on Nov. 13, 2019.
- Re-signed by the Titans on Jan. 20, 2020.

#### SEASON RECAPS:

**2019 (0/0, 0/0 - Tennessee):** Spent a total of 10 weeks during the regular season and three weeks during the postseason on the practice squad.

**2018 (14/1 - Arizona):** Saw action in a career-high 14 games for the Cardinals and made his first career start at right guard.

- Against Denver (10/18), made his first career start.

**2017 (1/0 - Arizona):** Appeared in one game on the season as a reserve on the offensive line before being placed on injured reserve on Nov. 6. Dressed but did not play in four contests.

**2016 (0/0 - Kansas City):** Spent part of the season on the Chiefs practice squad.

**2015 (1/0; 1/0 - Kansas City):** Appeared in one regular season game and one postseason contest as a rookie.

- At Oakland (12/6), made his NFL debut on special teams.
- At Houston (1/9/16), saw action as a reserve at center on Wild Card Weekend.

#### COLLEGE:

- In four seasons at Colorado (2011-14), Munyer played in 43 games with 39 starts, including 36 consecutive starts over his final three seasons. 30 of his starts came at right guard and he made six starts at center.
- As a senior (2014), started all 12 games at right guard and earned honorable mention All-Pac-12 and first-team All-Colorado honors from the National Football Foundation.
- As a junior (2013), started all 12 games at right guard.
- As a sophomore (2012), started all 12 games and earned honorable mention All-Pac-12 recognition. Made six starts at center.
- As a redshirt freshman (2011), appeared in seven games and made three starts.
- Redshirted in 2010.
- Graduated from Colorado with a degree in communications.

#### PERSONAL:

- Attended Notre Dame (Calif.) High School where he earned all-state, all-area, all-league and all-conference honors as a senior.
- Was a three-year starter on the offensive line and started one season on the defensive line.
- Also lettered in track and field.
- Follow Munyer on Instagram at @bigmuney52.
- Born Daniel Munyer on March 4, 1992 in Harbor City, Calif.

## DANIEL MUNYER'S NFL STATISTICS

### REGULAR SEASON

Year	Team	GP	GS
2015	Kansas City	1	0
2016	Kansas City	0	0
2017	Arizona	1	0
2018	Arizona	14	1
2019	Tennessee	Practice Squad	
<b>NFL Totals</b>		<b>16</b>	<b>1</b>

### PLAYOFFS

Year	Team	GP	GS
2015	Kansas City	1	0
2019	Tennessee	Practice Squad	
<b>NFL Totals</b>		<b>1</b>	<b>0</b>

#### Starts Breakdown:

2018 - 1 RG



# 91 LARRELL MURCHISON

DEFENSIVE LINEMAN • 6'2" • 297 LBS • COLLEGE: NORTH CAROLINA STATE  
 ACQUIRED: 5TH ROUND - 2019 • NFL EXPERIENCE: ROOKIE  
 HOMETOWN: ELIZABETHTOWN, N.C.  
 GAMES PLAYED/GAMES STARTED: 0/0 (PLAYOFFS: 0/0)

**PRO:** The Titans selected Larrell Murchison in the fifth round of the 2020 NFL Draft. The 6-foot-2, 297-pound defensive lineman displays great power and quickness and has the ability to play multiple positions along the defensive front. He was an All-ACC performer as a senior at N.C. State and amassed 11 sacks and 20 tackles for loss in his two seasons with the Wolfpack.

### CAREER HIGHLIGHTS:

- Murchison was named second-team All-ACC after leading the Wolfpack with a 12 tackles for loss and seven sacks as a senior in 2019.
- After his debut season on the field in 2018, Murchison received N.C. State's Cary Brewbaker Award for Defensive Lineman of the Year, as well as the Alpha Wolf Rising Award, which is given to the Most Improved Player.

### TITANS TIDBITS:

- Larrell's fraternal brother, Farrell, who played running back at Winston Salem State, was diagnosed with testicular cancer in 2018. Larrell supported him through the treatment and recovery. "My role was to stay strong for him. We're extremely close, and it was hard. But we got through it, and he's now cancer free and about to graduate."
- Murchison grew up working with his mother at her restaurant in Elizabethtown called Glenda's Just Desserts and Lunch Counter, which she has owned for 10 years. He would work doing whatever needed to be done – mopping floors, sweeping, waiting tables and taking orders. "Everything is good, but if you go I'd say start with the fried pork chops, mac and cheese and cabbage."
- Murchison loves everything music and enjoys playing the drums. His dad played drums in the church when he was younger, and he just followed in his footsteps.

### CAREER TRANSACTIONS:

- The Elizabethtown, N.C., native was selected by the Titans in the fifth round (174th overall) of the 2020 NFL Draft.

### COLLEGE:

- During a two-year stint as a defensive tackle at North Carolina State, Murchison started in all 25 contests. He finished his Wolfpack career with 85 tackles, 11 sacks, 20 tackles for loss, five quarterback hits, an interception, three passes defended and three fumble recoveries. He started his collegiate career at Louisburg College and was named a NJCAA junior-college honorable mention All-American.

**AS A SENIOR (2019)**, started all 12 games at defensive tackle and registered 51 tackles. Led the Wolfpack with 12 tackles for loss and seven sacks.

- Named second-team All-ACC choice by the league and honorable mention All-ACC by Pro Football Focus.
- Ranked sixth in the ACC in sacks with 0.58 per game - the No. 52 mark in the FBS.
- At Florida State (9/28), named the ACC defensive lineman of the week for the second time in his career after posting 3.5 sacks against the Seminoles.
- Invited to play at the Reese's Senior Bowl and recorded a tackle and a pass breakup in the game, but was a head-turner during bowl-week practices.

**AS A REDSHIRT JUNIOR (2018)**, started all 13 games at defensive tackle

and posted 34 tackles, four sacks, eight tackles for loss, an interception, two passes defended and a fumble recovery. Ranked second on the team with four sacks.

- Earned the team's Cary Brewbaker Award for Defensive Lineman of the Year, as well as the Alpha Wolf Rising Award, which is given to the Most Improved Player.
- Against Virginia (9/29), tallied four tackles for loss and three sacks in the victory.
- Against Florida State (11/3), posted his first career interception in the win over the Seminoles.

**AS A JUNIOR (2017)**, redshirted the season after transferring from Louisburg College.

**AS A SOPHOMORE (2016)**, posted 41 tackles, 17.5 tackles for loss and 5.5 sacks for a Louisburg team that finished with 9-0 record.

- Named a NJCAA junior-college honorable mention All-American and was ranked the No. 42 JUCO nationally according to Scout.com.

**AS A FRESHMAN (2015)**, attended Louisburg College in North Carolina and tallied 18 tackles, 1.5 sacks and six tackles for loss.

- Graduated in the summer of 2019 with a degree in sport management from North Carolina State.

### PERSONAL:

- Attended East Bladen (Elizabethtown, N.C.) High School and was a three-year starter at fullback and defensive end.
- As a senior, rushed for 545 yards with five touchdowns while averaging 7.7 yards per carry. Recorded 83 total tackles, including 31 solo stops on defense.
- Was named first-team all-area at defensive line and second-team all-area at fullback.
- Also played basketball and baseball where he was an outfielder and catcher.
- Son of Glenda and Milton Murchison and has two brothers and two sisters.
- Follow Murchison on Twitter at @Murchboy92.
- Follow Murchison on Instagram at @thraxrell1.
- Born Larrell Montale Murchison on April 24, 1997, in Elizabethtown, N.C.

## LARRELL MURCHISON'S COLLEGE STATISTICS

REGULAR SEASON		TACKLES										INTERCEPTIONS					FUMBLES		
Year	Team	GP	GS	Tot	Solo	Asst	Sk	Yds	TFL	Yds	No	Yds	Lg	TD	PD	FF	FR	Yds	
2015	Louisburg CC	8	8	18	13	5	1.5	6.0	6.0	21.0	0	0	-	0	0	0	1	0	
2016	Louisburg CC	9	9	41	29	12	5.5	40.0	17.5	69.0	0	0	-	0	0	1	0	0	
2017	N.C. State																		
2018	N.C. State	13	13	34	16	18	4.0	21.0	8.0	28.0	1	0	0	0	2	0	1	0	
2019	N.C. State	12	12	51	24	27	7.0	40.0	12.0	58.0	0	0	-	0	1	0	2	0	
<b>College Totals</b>		<b>42</b>	<b>42</b>	<b>144</b>	<b>82</b>	<b>62</b>	<b>16.5</b>	<b>107.0</b>	<b>43.5</b>	<b>176.0</b>	<b>1</b>	<b>0</b>	<b>0</b>	<b>0</b>	<b>3</b>	<b>1</b>	<b>4</b>	<b>0</b>	

### N.C. State Single-Game Highs

Tackles - 6 (Five ties, last vs. Syracuse 10/10/19)

Sacks - 3.5 at Florida State (9/28/19)

Tackles for Loss - 4 vs. Virginia (9/29/18)

Fumble Recoveries - 2 at Georgia Tech (11/21/19)

Interception - 1 vs. Florida State (11/3/18)

Passes Defensed - 1 (Three times, last vs. Clemson 11/9/19)





# 20

## KAREEM ORR

CORNERBACK • 5'11" • 195 LBS • COLLEGE: CHATTANOOGA

ACQUIRED: FREE AGENT - 2019 • NFL EXPERIENCE (NFL/TITANS): 1/1

HOMETOWN: CHATTANOOGA, TENN.

GAMES PLAYED/GAMES STARTED: 2/0 (PLAYOFFS: 0/0)

**PRO:** The Titans originally signed Kareem Orr as a free agent on May 13, 2019 following a tryout at rookie minicamp. The 5-foot-11-inch, 195-pound cornerback spent the majority of his rookie campaign on the Titans' practice squad but did appear in two games and made nine tackles and a special teams stop. He appeared in 20 games with 18 starts over two seasons at Chattanooga and totaled 81 tackles, six tackles for loss, five interceptions, 13 passes defended, one forced fumble and three fumble recoveries. Orr played his first two seasons at Arizona State prior to transferring to Chattanooga, and was a consensus Freshman All-American after collecting six interceptions in 2015.

**TITANS TIDBITS:**

- Orr transferred to Chattanooga from Arizona State after his sophomore season because of the birth of his daughter, Scottie Jade.
- Orr is a big Liverpool fan and loves playing FIFA.

**CAREER TRANSACTIONS:**

- The Chattanooga, Tenn., native was signed by the Titans as a rookie free agent on May 13, 2019.
- Waived by the Titans on Aug. 31, 2019 and signed to the team's practice squad a day later.
- Signed by the Titans to their active roster from the practice squad on Oct. 26, 2019.
- Waived by the Titans on Oct. 28, 2019 and signed to the team's practice squad two days later.
- Signed by the Titans to their active roster from the practice squad on Nov. 26, 2019.
- Waived by the Titans on Dec. 14, 2019 and signed to the team's practice squad two days later.

**SEASON RECAPS:**

**2019 (2/0):** Saw action as a reserve in two games during his rookie campaign and collected nine tackles and a special teams stop. Did not play in one contest. Spent the first seven weeks on the Titans' practice squad before being elevated to the active roster in Week 8. Spent Weeks 9-12 on the practice squad before being signed to the active roster prior to Week 13. Spent the final five weeks, including all three postseason contests, on the Titans' practice squad. Tied for the team lead in special teams tackles once in 2019 (at OAK). Appeared in his first career NFL contest at Indianapolis (12/1/19).

- Against Tampa Bay (10/27), dressed but did not play.
- At Indianapolis (12/1), made his NFL debut as a reserve at cornerback and posted nine tackles.
- At Oakland (12/8), played as a reserve on special teams and tied for the

team lead with a special teams tackle on coverage units.

**COLLEGE:**

- As a senior (2018), started all 11 games and tallied a career-high 45 tackles. Posted 1.5 tackles for loss, four interceptions, a team-leading 10 passes defended and one fumble recovery. Earned First Team All-Southern Conference recognition by the league's coaches and media.
- As a junior (2017), transferred to Chattanooga from Arizona State after the 2016 season. Saw action in nine games with seven starts and tallied 36 tackles, 4.5 tackles for loss, one interception, three passes defended, one forced fumble and two fumble recoveries.
- As a sophomore (2016), played in 11 games at Arizona State and recorded 53 tackles, one tackle for loss, one interception and five passes defended.
- As a freshman (2015), appeared in 12 games and posted 38 tackles, 1.5 tackles for loss, six interceptions, two passes defended and one forced fumble. Was a consensus Freshman All-American after setting the program's freshman record and finished seventh nationally in interceptions.
- Majored in communications at Chattanooga.

**PERSONAL:**

- Attended Notre Dame (Chattanooga, Tenn.) High School where he was rated the No. 49 corner in the nation by 24/7 Sports, the No. 56 corner by Scout, the No. 57 corner by Rivals, and the No. 68 corner by ESPN.
- Also played soccer in high school.
- Son of Marion Orr.
- Follow Orr on Twitter @reemknows1.
- Follow Orr on Instagram @kareemorr1.
- Born Kareem Rasheed Orr on Jan. 2, 1997 in Chattanooga, Tenn.

### KAREEM ORR'S DEFENSIVE GAME-BY-GAME

2019 Tennessee Titans																			
Date	Opp	W/L	P/S	Tot	Solo	Asst	Sk	-Yds	QBP	TFL	Int	-Yds	-TD	PD	FF	FR	-Yds	SpT	
Sept 8	@ Cle	W	PS																
Sept 15	Ind	L	PS																
Sept 19	@ Jax	L	PS																
Sept 29	@ Atl	W	PS																
Oct 6	Buf	L	PS																
Oct 13	@ Den	L	PS																
Oct 20	LAC	W	PS																
Oct 27	TB	W	DNP																
Nov 3	@ Car	L	PS																

Nov 10	KC	W	PS																
Nov 24	Jax	W	PS																
Dec 1	@ Ind	W	p	9	7	2	0.0	0.0	0	0	0	0	0	0	0	0	0	0	0
Dec 8	@ Oak	W	p	0	0	0	0.0	0.0	0	0	0	0	0	0	0	0	0	0	1
Dec 15	Hou	L	PS																
Dec 22	NO	L	PS																
Dec 29	@ Hou	W	PS																
<b>Totals</b>		<b>9-7</b>	<b>2/0</b>	<b>9</b>	<b>7</b>	<b>2</b>	<b>0.0</b>	<b>0.0</b>	<b>0</b>	<b>0</b>	<b>0</b>	<b>0</b>	<b>0</b>	<b>0</b>	<b>0</b>	<b>0</b>	<b>0</b>	<b>0</b>	<b>1</b>

## KAREEM ORR'S NFL STATISTICS

REGULAR SEASON				TACKLES							INTERCEPTIONS					FUMBLES			
Year	Team	GP	GS	Tot	Solo	Asst	Sk	Yds	QBP	TFL	No	Yds	Lg	TD	PD	FF	FR	Yds	SpT
2019	Tennessee	2	0	9	7	2	0.0	0.0	0	0	0	0	0	0	0	0	0	0	1
<b>NFL Totals</b>		<b>2</b>	<b>0</b>	<b>9</b>	<b>7</b>	<b>2</b>	<b>0.0</b>	<b>0.0</b>	<b>0</b>	<b>0</b>	<b>0</b>	<b>0</b>	<b>0</b>	<b>0</b>	<b>0</b>	<b>0</b>	<b>0</b>	<b>0</b>	<b>1</b>

PLAYOFFS				TACKLES							INTERCEPTIONS					FUMBLES			
Year	Team	GP	GS	Tot	Solo	Asst	Sk	Yds	QBP	TFL	No	Yds	Lg	TD	PD	FF	FR	Yds	SpT
2019	Tennessee	0	0	0	0	0	0.0	0.0	0	0	0	0	0	0	0	0	0	0	0
<b>NFL Totals</b>		<b>0</b>	<b>0</b>	<b>0</b>	<b>0</b>	<b>0</b>	<b>0.0</b>	<b>0.0</b>	<b>0</b>	<b>0</b>	<b>0</b>	<b>0</b>	<b>0</b>	<b>0</b>	<b>0</b>	<b>0</b>	<b>0</b>	<b>0</b>	<b>0</b>

### Single-Game Highs

Tackles - 9 at Indianapolis (12/1/19)

Special Teams Tackles - 1 at Oakland (12/8/19)



# 20 SENORISE PERRY

**RUNNING BACK • 6'0" • 210 LBS • COLLEGE: LOUISVILLE**  
**ACQUIRED: FREE AGENT - 2020 • NFL EXPERIENCE (NFL/TITANS): 6/1**  
**HOMETOWN: SUMMERVILLE, GA.**  
**GAMES PLAYED/GAMES STARTED: 59/0 (PLAYOFFS: 1/0)**

**PRO:** The Titans signed Senorise Perry during the 2020 offseason to add depth and special teams experience to the running back rotation. The former University of Louisville product has made his mark in the NFL on special teams coverage units and as a kickoff returner. The 6-foot, 210-pounder entered the NFL as a rookie free agent with the Chicago Bears in 2014. Perry has also spent time with the Miami Dolphins (2016-18) and the Buffalo Bills (2019).

#### TITANS TIDBITS:

- Perry wasn't among the rookie free agents signed in the days following the 2014 NFL Draft. He hit the tryout circuit and hoped to make an impression. Perry was one of two players signed by the Chicago Bears after a May tryout. He excelled on special teams in the preseason games and sealed his 53-man roster spot as an undrafted free agent.
- Perry excelled in track and field as a high school senior, winning the Georgia state titles in the 100 meters and long jump.
- Perry's hobbies include photography and he has a desire to learn how to deep sea fish.
- The best advice Perry has received came from his mother. She said, "always believe in yourself and trust in the man above."

#### CAREER TRANSACTIONS:

- The Summerville, Ga., native was originally signed by the Chicago Bears as a rookie free agent on May 19, 2014.
- Waived by the Bears on Aug. 28, 2016 and signed to the team's practice squad on Sept. 4, 2016.
- Released from the Bears' practice squad on Sept. 13, 2016.
- Signed by the Miami Dolphins to their practice squad on Oct. 12, 2016.
- Signed by the Dolphins to a future's contract on Jan. 10, 2017.
- Signed by the Buffalo Bills as an unrestricted free agent on March 28, 2019.
- Waived by the Bills with an injury settlement on Sept. 4, 2019.
- Signed by the Bills as a free agent on Oct. 8, 2019.
- Signed by the Titans as a free agent on April 30, 2020.

#### SEASON RECAPS:

**2019 (11/0, 1/0 - Buffalo):** Placed on injured reserve by the Bills on Aug. 31, 2019 following the preseason and was waived with an injury settlement on Sept. 4, 2019. Re-signed with club on Oct. 8, 2019. Saw action in 11 games and his first postseason contest in his only campaign with the Bills. Finished second on the team with six special teams tackles. Carried the ball three times for three yards and caught a one-yard pass. Returned one kickoff for two yards.

- Against N.Y. Jets (12/29), rushed three times for three yards and hauled in one reception for one yard in the regular season finale.

**2018 (16/0 - Miami):** Played in all 16 games primarily on special teams and registered eight kickoff returns for 164 yards. Posted 12 special teams tackles and a fumble recovery on coverage units.

- At Houston (10/25), posted three kickoff returns for 80 yards.
- Against Buffalo (12/2), notched a special teams fumble recovery on coverage units. Recovered a muffed punt by Isaiah McKenzie at the Bills' 36-yard line in the second quarter.
- At Buffalo (12/30), tallied one kickoff return for 18 yards and notched four special teams tackles on coverage units.

**2017 (16/0 - Miami):** Saw action in all 16 games and recorded eight carries for 30 yards. Added 10 kickoff returns for 202 yards. Registered nine

special teams tackles on coverage units.

- Against Denver (12/3), rushed five times for 22 yards. Added one kickoff return for 20 yards and a solo special teams tackle. Brought down Isaiah McKenzie in the end zone for a safety on a Broncos' punt return in the fourth quarter. His five carries were the first rushing attempts of his career.
- Against New England (12/11), recorded two kickoff returns for 33 yards and notched two special teams tackles.
- Against Buffalo (12/31), produced three carries for eight yards and hauled in one reception for three yards. Added two kickoff returns for 59 yards.

**2016 (0/0 - Chicago; 0/0 - Miami):** Spent the offseason and training camp with the Bears before being waived on Aug. 28. Spent one week on the Bears' practice squad before being released. Spent 11 games on the Dolphins' practice squad.

**2015 (0/0 - Chicago):** Missed the entire season after he was placed on injured reserve on Sept. 1.

**2014 (16/0 - Chicago):** Played as a reserve primarily on special teams in all 16 games. Posted 10 special teams tackles and two forced fumbles on coverage units. Returned four kickoffs for 88 yards. Hauled in one reception for minus-one yard.

- Against Buffalo (9/7), made his NFL debut and recorded a special teams tackle on coverage units.
- At Carolina (10/5), tallied a special teams tackle and the first forced fumble of his career.
- At Detroit (11/27), hauled in one reception for minus-one yard. Added two special teams tackles and a forced fumble.

#### COLLEGE:

• Was a four-year letterman (2010-13) at Louisville. Played in 46 games with six starts and posted 289 carries for 1,409 yards and 18 touchdowns to go along with 36 receptions for 359 yards and a score. Tallied 22 kickoff returns for 513 yards. Collected 30 tackles and a forced fumble on special teams.

- As a senior (2013), played in all 13 games with six starts and posted 141 carries for 677 yards and six touchdowns. Hauled in 18 receptions for 178 yards and a score. Registered seven kickoff returns for 166 yards. Notched seven tackles and a forced fumble on special teams.
- As a junior (2012), played in 11 games and notched 136 carries for 705 yards and a team-best 11 touchdowns. Added 18 receptions for 181 yards and seven kickoff returns for 137 yards. Recorded five special teams tackles.
- As a sophomore (2011), played in all 13 games and recorded 12 carries for 27 yards and a touchdown. Posted eight kickoff returns for 210 yards. Notched 11 special teams tackles and a blocked punt on special teams.
- As a true freshman (2010), saw action in nine games and collected seven tackles on special teams.
- Graduated with a degree in communications from Louisville.

#### PERSONAL:

- Attended Chattooga (Summerville, Ga.) High School where he played running back and linebacker.
- As a senior (2009), posted 918 rushing yards and 216 receiving yards with 12 offensive touchdowns and six return scores. Named All-state as a return specialist and All-area on defense.
- Also participated in track and field, winning state titles in the 100 meters and long jump.

- Has a son and a daughter.
- First name is pronounced suh-nah-riss.
- Follow Perry on Twitter @SenioriseP.
- Born Seniorise Perry on Sept. 19, 1991 in Summerville, Ga.

## SENIORISE PERRY'S NFL STATISTICS

REGULAR SEASON				RUSHING					RECEIVING				
Year	Team	GP	GS	Att	Yds	Avg	Lg	TD	No	Yds	Avg	Lg	TD
2014	Chicago	16	0	0	0	0.0	-	0	1	-1	-1.0	-1	0
2015	Chicago	0	0						Injured Reserve				
2016	Chicago/Miami	0	0						Practice Squad				
2017	Miami	16	0	8	30	3.8	12	0	1	3	3.0	3	0
2018	Miami	16	0	0	0	0.0	-	0	0	0	0.0	-	0
2019	Buffalo	11	0	3	3	3.0	6	0	1	1	1.0	1	0
<b>NFL Totals</b>		<b>59</b>	<b>0</b>	<b>11</b>	<b>33</b>	<b>3.0</b>	<b>12</b>	<b>0</b>	<b>3</b>	<b>3</b>	<b>1.0</b>	<b>3</b>	<b>0</b>

PUNT RETURNS								KICKOFF RETURNS				
Year	Team	No	FC	Yds	Avg	Lg	TD	No	Yds	Avg	Lg	TD
2014	Chicago	0	0	0	0.0	-	0	4	88	22.0	21	0
2015	Chicago							Injured Reserve				
2016	Chicago/Miami							Practice Squad				
2017	Miami	0	0	0	0.0	-	0	10	202	20.2	37	0
2018	Miami	0	0	0	0.0	-	0	8	164	20.5	32	0
2019	Buffalo	0	0	0	0.0	-	0	1	2	2.0	2	0
<b>NFL Totals</b>		<b>0</b>	<b>0</b>	<b>0</b>	<b>0.0</b>	<b>-</b>	<b>0</b>	<b>23</b>	<b>456</b>	<b>19.8</b>	<b>37</b>	<b>0</b>

POSTSEASON				RUSHING					RECEIVING				
Year	Team	GP	GS	Att	Yds	Avg	Lg	TD	No	Yds	Avg	Lg	TD
2019	Buffalo	1	0	0	0	0.0	-	0	0	0	0.0	-	0
<b>NFL Totals</b>		<b>1</b>	<b>0</b>	<b>0</b>	<b>0</b>	<b>0.0</b>	<b>-</b>	<b>0</b>	<b>0</b>	<b>0</b>	<b>0.0</b>	<b>-</b>	<b>0</b>

PUNT RETURNS								KICKOFF RETURNS				
Year	Team	No	FC	Yds	Avg	Lg	TD	No	Yds	Avg	Lg	TD
2019	Buffalo	0	0	0	0.0	-	0	0	0	0.0	-	0
<b>NFL Totals</b>		<b>0</b>	<b>0</b>	<b>0</b>	<b>0.0</b>	<b>-</b>	<b>0</b>	<b>0</b>	<b>0</b>	<b>0.0</b>	<b>-</b>	<b>0</b>

### Single-Game Highs

Rushing Attempts - 5 vs. Denver (12/3/17)  
 Rushing Yards - 22 vs. Denver (12/3/17)  
 Long Rush - 12 vs. Denver (12/3/17)  
 Receptions - 1 (Three times, last vs. N.Y. Jets 12/29/19)  
 Receiving Yards - 3 vs. Buffalo (12/31/17)  
 Long Reception - 3 vs. Buffalo (12/31/17)  
 Kickoff Returns - 4 at Carolina (11/13/17)  
 Kickoff Return Yards - 87 at Carolina (11/13/17)  
 Kickoff Return Long - 37 vs. Buffalo (12/31/17)

### Additional Statistics

Special Teams Tackles - 10 (2014), 9 (2017), 12 (2018), 6 (2019)  
 Special Teams Forced Fumbles - 2 (2014)  
 Special Teams Fumble Recoveries - 1 (2018)  
 Miscellaneous Fumble Recoveries - 1 (2017)  
 Safeties - 1 (2017)



# 85 MYCOLE PRUITT

**TIGHT END • 6'2" • 245 LBS • COLLEGE: SOUTHERN ILLINOIS**  
**ACQUIRED: FREE AGENT - 2018 • NFL EXPERIENCE (NFL/TITANS): 5/3**  
**HOMETOWN: SOUTH BEND, IND.**  
**GAMES PLAYED/GAMES STARTED: 52/14 (PLAYOFFS: 4/2)**

**PRO:** The Titans signed MyCole Pruitt from the Houston Texans' practice squad following Week 1 of the 2018 season. In his first two seasons with the club, he became an increasingly important member of the offense's tight end rotation, primarily excelling as a blocker. The 6-foot-2-inch, 245-pounder appeared in 31 games with 11 starts from 2018 through 2019 and totaled 15 receptions for 192 yards and two touchdowns. The Southern Illinois product was originally selected by the Minnesota Vikings in the fifth round of the 2015 NFL Draft and has also spent time with the Chicago Bears, Buffalo Bills and Houston Texans.

#### CAREER HIGHLIGHTS:

- In 2019, he played in all 16 games for the second time in his career and set a career high with 10 starts. He posted six receptions for 90 yards and one touchdown, and he added four catches for 28 yards in three playoff games (one start).
- In his first season with the Titans in 2018, Pruitt tallied nine catches for a career-best 102 yards with a touchdown.
- As a rookie in 2015, Pruitt saw action in all 16 games and grabbed 10 receptions for 89 yards.

#### TITANS TIDBITS:

- The name MyCole has a unique origin. Pruitt's mother's name is Colette. Cole means "people's victory" in Greek baby names. She named him MyCole for My-Victory. MyCole is his mother's victory.

#### CAREER TRANSACTIONS:

- The South Bend, Ind., native was originally selected by the Minnesota Vikings in the fifth round (143rd overall) of the 2015 NFL Draft.
- Waived by the Vikings on Nov. 8, 2016 and signed to the team's practice squad two days later.
- Signed by the Chicago Bears to their active roster from the Vikings' practice squad on Dec. 13, 2016.
- Waived by the Bears on Sept. 2, 2017.
- Signed by the Buffalo Bills to their practice squad on Sept. 4, 2017.
- Waived from the Bills practice squad on Sept. 14, 2017.
- Signed by the Houston Texans to their practice squad on Sept. 16, 2017.
- Signed by the Texans to their active roster from the practice squad on Dec. 5, 2017.
- Waived by the Texans on Sept. 2, 2018 and signed to the team's practice squad two days later.
- Signed by the Titans to their active roster from the Texans' practice squad on Sept. 10, 2018.

#### SEASON RECAPS:

**2019 (16/10, 3/1 - Tennessee):** Played in all 16 games with 10 starts at tight end and collected six receptions for 90 yards with a touchdown. Registered a special teams tackle on coverage units. Played in all three postseason contests with a start at tight end and notched four catches for 28 yards. Tied for the team lead in receptions once (at NE). Tied for the team lead in special teams tackles once (vs. BUF).

- Against Buffalo (10/6), started at tight end. Notched a special teams tackle on coverage units.
- Against L.A. Chargers (10/20), started at tight end and helped the offense amass 403 total yards.
- Against Kansas City (11/10), started at tight end and helped open holes for Titans' rushers to gain 225 yards on the ground.
- Against Jacksonville (11/24), saw action as a reserve at tight end and snared one pass for 20 yards.
- At Oakland (12/8), started at tight end and hauled in one pass for a career-

long 42 yards. Set up a Titans touchdown by getting open down the seam and hauling in a 42-yard reception in the third stanza.

- Against Houston (12/15), started at tight end and helped open holes for Titans' rushers to gain 163 yards on the ground.
- Against New Orleans (12/22), started at tight end and caught two passes for 15 yards.
- At Houston (12/29), played as a reserve at tight end and caught two passes for 13 yards with a touchdown. Gave the Titans a 14-7 lead with a one-yard touchdown grab early in the second quarter.
- At New England (1/4), tied for the team lead with two catches for four yards.
- At Baltimore (1/11), started at tight end and grabbed one pass for 15 yards.
- At Kansas City (1/19), played as a reserve at tight end and snared one pass for nine yards.

**2018 (15/1 - Tennessee):** Played in 15 games with one start at tight end in his first season with the Titans. Registered nine receptions for a career-best 102 yards with a touchdown. Joined the Titans in Week 2 from the Texans' practice squad. Registered his first career touchdown reception against Washington (12/22/18).

- At Indianapolis (11/18), played as a reserve at tight end and caught one pass for 19 yards. Set up the Titans' touchdown with an acrobatic 19-yard catch down to the Colts' one-yard line in the fourth quarter.
- At Houston (11/26), saw action as a reserve at tight end and caught one pass for 13 yards.
- Against N.Y. Jets (12/2), played as a reserve at tight end and caught one pass for four yards.
- Against Jacksonville (12/6), saw action as a reserve at tight end and snared one reception for nine yards.
- At N.Y. Giants (12/16), played as a reserve at tight end and hauled in one reception for two yards.
- Against Washington (12/22), started at tight end and snared two receptions for 29 yards with a touchdown. Kickstarted a Titans' scoring drive with a 27-yard catch over the middle late in the third quarter. Gave the Titans a 19-16 lead with his first career touchdown catch, a two-yard play-action reception for the winning score, in the final stanza.
- Against Indianapolis (12/30), played as a reserve at tight end and caught two passes for 26 yards.

**2017 (1/0 - Houston):** Saw action in one game as a reserve tight end. Was inactive for one contest before being placed on injured reserve on Dec. 19, 2017. Spent 10 weeks on the Texans' practice squad. Spent the first week on the Buffalo Bills' practice squad.

**2016 (2/0 - Minnesota; 2/0 - Chicago):** Appeared in two games as a reserve with the Vikings and caught one pass for seven yards. Was inactive for six games. Spent five weeks on the Vikings' practice squad before signing to the Bears' active roster. Saw action in two games as a reserve with the Bears and snared one reception for six yards. Was inactive for one contest.

- Against N.Y. Giants (10/3), caught one pass for a seven-yard gain as a member of the Vikings.
- At Minnesota (1/1), recorded one reception for six yards in the season finale as a member of the Bears.

**2015 (16/3, 1/1 - Minnesota):** Played in all 16 games as a rookie and logged three starts. Hauled in 10 receptions for 89 yards. Started his first career postseason game and amassed two receptions for 22 yards.

- At Arizona (12/10), tied a career-high two receptions for a career-high 36 receiving yards.

**COLLEGE:**

- Played four seasons (2011-14) at Southern Illinois and finished his career as the Missouri Valley Football Conference's all-time leader in career receptions (211), receiving yards (2,601) and receiving touchdowns (25) among tight ends. Named the best tight end in the history of the Missouri Valley Football Conference as part of the conference's 30-year anniversary.
- Named a consensus First-Team All-American following the 2013 and 2014 seasons. Was twice named the CFPA's FCS Tight End of the Year (2013, 2014).
- Holds the Southern Illinois career record with 221 receptions and the Southern Illinois single-season record with 81 receptions.
- As a senior (2014), named first-team All-American by the Associated Press, AFCA, ADA, The Sports Network and Walter Camp Foundation and was a first-team All-MVFC selection. Posted a school record and led the MVFC with 81 receptions. Had 13 touchdown receptions, including at least one in every MVFC game.
- As a junior (2013), started 10 games, but missed the final two games of the season after playing the second half against Missouri State with a broken leg. Led the MVFC and was third in the nation with 48 receptions by a tight end. Led the MVFC and was second in the nation with 601 receiving yards by a tight end. Finished third in the MVFC with 4.8 receptions per game.
- As a sophomore (2012), started all 11 games at tight end and led the team with 49 receptions, 577 receiving yards and four touchdown receptions.
- As a redshirt freshman (2011), started eight games, including the final seven games of the season and led the team in receptions, receiving yards and receiving touchdowns.
- Graduated in December 2014 from Southern Illinois with a bachelor's degree in industrial technology.

**PERSONAL:**

- Attended Kirkwood (Mo.) High School and named all-conference three times as a defensive end and as a tight end as a senior.
- As a senior, caught 30 passes for 397 yards and six touchdowns and posted 50 tackles, 14 tackles for a loss and six sacks.
- His team advanced to the second round of the playoffs in his junior season, and went 10-1 and made the state playoffs during his sophomore year.
- Played volleyball, track and field and basketball in high school, leading his basketball team to a 2008-09 district title.
- Follow Pruitt on Twitter and on Instagram at @flyycole\_x4.
- Born MyCole Pruitt on March 24, 1992 in South Bend, Ind.

**MyCOLE PRUITT'S TITANS GAME-BY-GAME**

2018 Tennessee Titans				RECEIVING				
Date	Opp.	W/L	P/S	No	Yds	Avg	Lg	TD
Sept 16	Hou	W	p	0	0	-	0	0
Sept 23	@ Jax	W	p	0	0	-	0	0
Sept 30	Phi	W	p	0	0	-	0	0
Oct 7	@ Buf	L	p	0	0	-	0	0
Oct 14	Bal	L	p	0	0	-	0	0
Oct 21	@ LAC	L	p	0	0	-	0	0
Nov 5	@ Dal	W	p	0	0	-	0	0
Nov 11	NE	W	p	0	0	-	0	0
Nov 18	@ Ind	L	p	1	19	19.0	19	0
Nov 26	@ Hou	L	p	1	13	13.0	13	0
Dec 2	NYJ	W	p	1	4	4.0	4	0
Dec 6	Jax	W	p	1	9	9.0	9	0
Dec 16	@ NYG	W	p	1	2	2.0	2	0
Dec 22	Was	W	S	2	29	14.5	27	1
Dec 30	Ind	L	p	2	26	13.0	17	0
<b>Totals</b>		<b>9-6</b>	<b>15/1</b>	<b>9</b>	<b>102</b>	<b>11.3</b>	<b>27</b>	<b>1</b>

2019 Tennessee Titans				RECEIVING				
Date	Opp.	W/L	P/S	No	Yds	Avg	Lg	TD
Sept 8	@ Cle	W	p	0	0	-	0	0
Sept 15	Ind	L	S	0	0	-	0	0
Sept 19	@ Jax	L	p	0	0	-	0	0
Sept 29	@ Atl	W	p	0	0	-	0	0
Oct 6	Buf	L	S	0	0	-	0	0
Oct 13	@ Den	L	S	0	0	-	0	0
Oct 20	LAC	W	S	0	0	-	0	0
Oct 27	TB	W	S	0	0	-	0	0
Nov 3	@ Car	L	S	0	0	-	0	0
Nov 10	KC	W	S	0	0	-	0	0
Nov 24	Jax	W	p	1	20	20.0	20	0
Dec 1	@ Ind	W	p	0	0	-	0	0
Dec 8	@ Oak	W	S	1	42	42.0	42	0
Dec 15	Hou	L	S	0	0	-	0	0
Dec 22	NO	L	S	2	15	7.5	10	0
Dec 29	@ Hou	W	p	2	13	6.5	12	1
<b>Totals</b>		<b>9-7</b>	<b>16/10</b>	<b>6</b>	<b>90</b>	<b>15.0</b>	<b>42</b>	<b>1</b>
<b>Playoffs</b>								
Jan 4	@ NE	W	p	2	4	2.0	4	0
Jan 11	@ Bal	W	S	1	15	15.0	15	0
Jan 19	@ KC	L	p	1	9	9.0	9	0
<b>Totals</b>		<b>2-1</b>	<b>3/1</b>	<b>4</b>	<b>28</b>	<b>7.0</b>	<b>15</b>	<b>0</b>

## MyCOLE PRUITT'S NFL STATISTICS

### REGULAR SEASON

Year	Team	REGULAR SEASON		RECEIVING					RUSHING				
		GP	GS	No	Yds	Avg	Lg	TD	Att	Yds	Avg	Lg	TD
2015	Minnesota	16	3	10	89	8.9	32	0	0	0	-	0	0
2016	MIN/CHI	4	0	2	13	6.5	7	0	0	0	-	0	0
2017	Houston	1	0	0	0	-	0	0	0	0	-	0	0
2018	Tennessee	15	1	9	102	11.3	27	1	0	0	-	0	0
2019	Tennessee	16	10	6	90	15.0	42	1	0	0	-	0	0
<b>NFL Totals</b>		<b>52</b>	<b>14</b>	<b>27</b>	<b>294</b>	<b>10.9</b>	<b>42</b>	<b>2</b>	<b>0</b>	<b>0</b>	<b>-</b>	<b>0</b>	<b>0</b>

### PLAYOFFS

Year	Team	PLAYOFFS		RECEIVING					RUSHING				
		GP	GS	No	Yds	Avg	Lg	TD	Att	Yds	Avg	Lg	TD
2015	Minnesota	1	1	2	22	11.0	18	0	0	0	-	0	0
2019	Tennessee	3	1	4	28	7.0	15	0	0	0	-	0	0
<b>NFL Totals</b>		<b>4</b>	<b>2</b>	<b>6</b>	<b>50</b>	<b>8.3</b>	<b>18</b>	<b>0</b>	<b>0</b>	<b>0</b>	<b>-</b>	<b>0</b>	<b>0</b>

#### Single-Game Highs


Receptions - 2 (Seven times, at Houston 12/29/19)  
 Receiving Yards - 42 at Oakland (12/8/19)  
 Long Reception - 42 at Oakland (12/8/19)  
 Touchdowns - 1 (Twice, last at Houston 12/29/19)

#### Playoff Single-Game Highs

Receptions - 2 (Twice, last at New England 1/4/20)  
 Receiving Yards - 22 vs. Seattle (1/10/16)  
 Long Reception - 18 vs. Seattle (1/10/16)

#### Additional Statistics

Special Teams Tackles - 1 (2015), 1 (2016), 1 (2019)  
 Kickoff Returns - 1 for 12 yards (2015)



# 72 DAVID QUESSENBERRY

OFFENSIVE LINEMAN • 6'5" • 305 LBS • COLLEGE: SAN JOSE STATE  
 ACQUIRED: FREE AGENT - 2018 • NFL EXPERIENCE (NFL/TITANS): 2/1  
 HOMETOWN: LA JOLLA, CALIF.  
 GAMES PLAYED/GAMES STARTED: 6/0 (PLAYOFFS: 0/0)

**PRO:** The Titans signed offensive lineman David Quessenberry to the practice squad during Week 2 of the 2018 season. The 6-foot-5-inch, 305-pounder was originally drafted by the Houston Texans in the sixth round (176th overall) of the 2013 NFL Draft. He spent his rookie season on injured reserve, and spent the 2014-16 seasons on reserve/non-football illness list after being diagnosed with non-Hodgkin's lymphoma in June 2014. He was medically cleared and returned to action in 2017 as a member of the Texans practice squad. He was signed to the active roster on Dec. 19, 2017 and appeared in two contests for Houston. Quessenberry spent majority of the 2018 season on the Titans' practice squad, and in 2019 he spent time on the team's active roster and practice squad. The La Jolla, Calif., native appeared in a career-high four games in 2019 and caught his first career touchdown.

#### CAREER HIGHLIGHTS:

- In 2019, Quessenberry appeared in a career-high four games for the Titans and caught his first career touchdown on a one-yard catch.

#### TITANS TIDBITS:

- Quessenberry was diagnosed with non-Hodgkin's lymphoma in June 2014. He returned to Houston's practice squad in 2017 and made his NFL debut in Week 16 of the 2017 season.
- Named the Professional Football Writers of America's 2017 George Halas Award, given to a player, coach or staff member in the NFL who overcomes adversity to succeed.
- His father, David Sr., graduated from the Naval Academy in 1980 where he played football for the Midshipmen.
- His younger brother, Paul, played defensive end and linebacker for Navy.
- His youngest brother, Scott, was an offensive lineman at UCLA and currently plays for the Los Angeles Chargers.

#### CAREER TRANSACTIONS:

- The La Jolla, Calif., native was selected by the Houston Texans in the sixth round (176th overall) of the 2013 NFL Draft.
- Placed on reserve/non-football illness list on Aug. 25, 2014.
- Placed on reserve/non-football illness list on Sept. 1, 2015.
- Placed on reserve/non-football illness list on May 31, 2016.
- Reinstated by the Texans on Feb. 7, 2017.
- Waived by the Texans on Sept. 2, 2017 and added to the team's practice squad a day later.
- Signed to the Texans active roster off of the practice squad on Dec. 19, 2017.
- Waived by the Texans on Sept. 1, 2018.
- Signed by the Titans to the practice squad on Sept. 11, 2018.
- Signed by the Titans to a future's contract on Jan. 1, 2019.
- Waived by the Titans on Oct. 7, 2019 and signed to the team's practice squad a day later.
- Signed by the Titans to a future's contract on Jan. 20, 2020.

#### SEASON RECAPS:

**2019 (4/0 - Tennessee):** Played in a career-high four games as a reserve and snared a touchdown reception. Was inactive for one contest. Spent the final 14 weeks, including all three postseason contests, on the Titans' practice squad.

- At Cleveland (9/8), made his Titans debut as a reserve on special teams.
- Against Indianapolis (9/15), played as a reserve and hauled in his first career touchdown reception. Evened the score at 7-7 with his first career reception, a one-yard touchdown catch, on the first play of the second

quarter.

- At Jacksonville (9/19), saw limited action as a reserve as an extra tight end.
- At Atlanta (9/29), played as a reserve on special teams and as an extra tight end.

**2018 (0/0 - Tennessee):** Spent the final 15 games of the season with the Titans on the practice squad.

**2017 (2/0- Houston):** Spent majority of the season on the practice squad before being signed to the active roster Week 16. Appeared in the final two contests.

- Against Pittsburgh (12/25), made his NFL debut three years after being diagnosed with lymphoma and served as a team captain.
- At Indianapolis (12/31), saw action as an extra tackle and on special teams.

**2016 (0/0- Houston):** Spent the entire season on the reserve/non-football illness list.

**2015 (0/0- Houston):** Spent the entire season on the reserve/non-football illness list.

**2014 (0/0- Houston):** Spent the entire season on the reserve/non-football illness list.

**2013 (0/0- Houston):** Was inactive for the season opener at San Diego (9/9) before being placed on injured reserve Sept. 10.

#### COLLEGE:

- In four seasons at San Jose State (2009-12), Quessenberry appeared in 49 games, starting the final 37 contests he appeared in at left tackle.
- As a senior (2012), started all 12 games at left tackle and earned All-Western Athletic Conference first-team honors. Became the first offensive lineman in program history to play in the Senior Bowl after recording 32 touchdown-resulting blocks. Named a finalist for the Burlsworth Trophy, given to the top FBS player that began his career as a non-scholarship player.
- As a junior (2011), started all 12 games at left tackle and earned second-team All-WAC honors as a junior.
- As a sophomore (2010), started all 13 games after taking over left tackle duties. Also contributed on special teams as a punt protector and lineman on kick-scoring tries. Placed on scholarship prior to the beginning of the season after walking on as a freshman.
- As a redshirt freshman (2009), played in all 12 games as a reserve offensive tackle and extra tight end.
- As a freshman (2008), redshirted.
- Graduated from San Jose State in December 2012 with a degree in history.

#### PERSONAL:

- Attended La Costa Canyon (Calif.) High School where he helped lead the Mavericks to a 7-4 record as a senior.
- As a junior, the 6-foot-3 inch, 190-pounder helped the Mavericks reach a 9-3 record. He grew two inches and added 35 pounds to his frame following his junior season.
- Also lettered in lacrosse.
- Follow Quessenberry on Twitter and Instagram at @davidqberry.
- Born David Quessenberry on Aug. 24, 1990 in La Jolla, Calif.



**DAVID QUESSENBERRY'S NFL STATISTICS****REGULAR SEASON**

Year	Team	GP	GS
2017	Houston	2	0
2019	Tennessee	4	0
<b>NFL Totals</b>		<b>6</b>	<b>0</b>

**Starts Breakdown:****Additional Career Statistics**

Receptions - 1-yard touchdown (vs. Indianapolis 9/15/19)



# 14 KALIF RAYMOND

WIDE RECEIVER • 5'8" • 182 LBS • COLLEGE: HOLY CROSS  
 ACQUIRED: FREE AGENT - 2018 • NFL EXPERIENCE (NFL/TITANS): 2/1  
 HOMETOWN: LAWRENCEVILLE, GA.  
 GAMES PLAYED/GAMES STARTED: 20/1 (PLAYOFFS: 2/0)

**PRO:** The Titans signed Kalif Raymond to the practice squad during Week 17 of the 2018 season to add speed to the receiving corps as well as return ability. In 2019, he was on the practice squad for six games before being elevated to the 53-man roster. He appeared in a total of eight games during the regular season as a reserve receiver and returner. In the postseason, he played in two games with one start. The 5-foot-8-inch, 182-pounder was originally signed by the Denver Broncos as an undrafted free agent following the 2016 NFL Draft and appeared in four games as a rookie. The Lawrenceville, Ga., native also spent Weeks 4-5 of the 2018 season on the Titans practice squad, and has spent time with the New York Jets and New York Giants.

#### CAREER HIGHLIGHTS:

- In 2019, Raymond saw action in eight games during the regular season and produced nine receptions for 170 yards and one touchdown, four punt returns for 45 yards (11.3 avg.) and 18 kickoff returns for 403 yards (22.4 avg.). Additionally, he appeared in two playoff games and recorded a 45-yard touchdown catch.
- In 2017, appeared in eight games for both the New York Jets (2), and New York Giants (6). He returned 18 punts for 99 yards, and returned 14 kickoffs for 271 yards on the season.
- In 2016, made his NFL debut with the Denver Broncos and appeared in four contests as a rookie. Returned 11 punts for 111 yards, as well as six kickoffs for 137 yards.

#### TITANS TIDBITS:

- Raymond was a dual-sport collegiate athlete, competing in football as well as track and field during his senior season at Holy Cross. He placed second in the 100-meter dash at the 2015 New England Outdoor Championship with a time of 10.71 seconds.
- Raymond received little interest from college football programs when he was a student at Greater Atlanta Christian (Ga.) High School, partly due to a serious injury he suffered as a senior. Undeterred, he began sending emails to colleges with football programs and high academic standards. The only schools to respond were Lehigh, Georgetown and Holy Cross, and he chose the latter.
- In preparation for the 2016 NFL Draft, Raymond, who was not invited to the NFL Scouting Combine, was allowed to participate in Harvard's pro day since Holy Cross did not host a pro day.

#### CAREER TRANSACTIONS:

- The Lawrenceville, Ga., native originally signed with the Denver Broncos as a rookie free agent following the 2016 NFL Draft.
- Waived by the Broncos on Sept. 4, 2016 and signed to the practice squad a day later.
- Signed to the Broncos active roster off of the practice squad on Dec. 2, 2016.
- Waived by the Broncos on Sept. 2, 2017.
- Claimed by the New York Jets off waivers from the Broncos on Sept. 3, 2017.
- Waived by the Jets on Sept. 20, 2017 and signed to the practice squad a day later.
- Waived by the Jets on Sept. 27, 2017.
- Signed by the New York Giants on Oct. 11, 2017 to the team's practice squad.
- Waived by the Giants on Oct. 31, 2017 and was signed to the practice squad a day later.

- Signed to the Giants active roster off of the practice squad on Nov. 14, 2017.
- Waived by the Giants on Sept. 2, 2018.
- Signed by the Titans to the team's practice squad on Sept. 25, 2018.
- Waived by the Titans on Oct. 2, 2018.
- Signed by the Giants to the team's practice squad on Oct. 16, 2018.
- Waived by the Giants on Oct. 18, 2018.
- Signed by the Titans to the team's practice squad on Dec. 24, 2018.
- Waived by the Titans on Sept. 7, 2019 and was signed to the team's practice squad two days later.
- Signed by the Titans to their active roster from the practice squad on Oct. 26, 2019.

#### SEASON RECAPS:

- 2019 (8/1, 2/0 - Tennessee):** Played in eight games with a start at wide receiver and posted career-highs with nine receptions, 170 receiving yards and a touchdown. Returned a team-high 18 kickoffs for a team-best 403 yards. Also returned four punts for 45 yards. Collected four special teams tackles on coverage units. Was inactive for the regular season finale. Spent six weeks on the Titans' practice squad before being elevated to the active roster on Oct. 26. Appeared in two postseason contests and grabbed a 45-yard touchdown reception. Returned four kickoffs for 68 yards and one punt for nine yards. Was inactive for the wild card playoff game. Led the team in receiving yards twice (vs. KC, at BAL). Tied for the team lead in special teams tackles twice (vs. KC, at OAK). Made his first career start and collected his first career touchdown reception at Indianapolis (12/1/19).
- Against Tampa Bay (10/27), saw his first action of the season as the kickoff returner and brought back one kickoff for 45 yards.
  - At Carolina (11/3), returned three kickoffs for 69 yards and snared two passes for 19 yards. Registered a special teams tackle on coverage units.
  - Against Kansas City (11/10), saw action as a reserve at wide receiver and snared one reception for 52 yards. Returned three kickoffs for 46 yards. Kickstarted the Titans' initial scoring drive with a diving 52-yard catch to the Kansas City 21-yard line in the second quarter. Collected a special teams tackle on coverage units.
  - At Indianapolis (12/1), made his first career start at wide receiver and hauled in a 40-yard touchdown pass. Sealed the victory with a diving 40-yard touchdown catch on third-and-six late in the fourth quarter.
  - Against New Orleans (12/22), played as a reserve at wide receiver and caught two passes for 32 yards. Returned four kickoffs for 83 yards and three punts for 37 yards. Registered a special teams tackle on coverage units.
  - At Baltimore (1/11), made his playoff debut as a reserve at wide receiver and snared a 45-yard touchdown on his first career postseason catch. Returned one kickoff for seven yards with the hands team on the field. Increased the Titans lead to 7-0 with a leaping 45-yard touchdown grab early in the second quarter.
  - At Kansas City (1/19), saw action as a reserve at wide receiver and as a return specialist. Brought back three kickoffs for 61 yards and one punt for nine yards.

**2018 (0/0 - New York Giants; 0/0 - Tennessee):** Spent time on the practice squads of the Giants and Titans.

- 2017 (2/0 - New York Jets; 6/0 - New York Giants):** Appeared in a career-high eight games for both the New York Jets (2), and New York Giants (6). Caught one pass for 12 yards. Returned 18 punts for 99 yards and returned 14 kickoffs for 271 yards.
- Against Kansas City (11/19), made his first NFL reception for 12 yards.

Also returned two punts for eight yards and one kickoff for six yards as a member of the Giants.

**2016 (4/0 - Denver):** Spent the first 11 weeks of the season on the practice squad before being signed to the active roster and appearing in four games as a rookie. Returned 11 punts for 111 yards and a 10.1-yard average, as well as six kickoffs for 137 yards and a 22.8-yard average.

- At Kansas City (12/25), returned four kickoffs for 113 yards and a long of 40. Averaged 28.3 yards per return.

**COLLEGE:**

- Appeared in 40 games with 23 starts over four seasons (2012-15) as a wide receiver and return specialist for Holy Cross. Totaled 155 receptions for 1,683 yards and 14 touchdowns. Also returned 62 punts for 464 yards and a score as well as 80 kickoffs for 1,809 yards and two touchdowns.
- As a senior (2015), played in all 11 games and made nine starts. Caught 74 passes for 978 yards and nine touchdowns. Earned first-team All-Patriot league honors as both a wide receiver and a return specialist.
- As a junior (2014), appeared in and started nine contests and totaled 38 receptions for 305 yards and two scores. His receptions ranked eighth in the Patriot League. Also returned 13 punts for 121 yards and eight kickoffs for 149 yards. Finished the season 24th in the nation in punt returns and 92nd in receptions.
- As a sophomore (2013), saw action in 10 games and started five. Posted 42 catches for 400 yards and three touchdowns and added 16 carries for 67 yards and a score. Ranked third on the team in receptions. Tallied a team-leading 26 kickoff returns for 548 yards and also returned nine punts for 32 yards. Finished the season with a team-best 1,047 all-purpose yards which also ranked sixth in the Patriot League and 72nd in the nation.

- As a freshman (2012), played in 10 games and returned 32 kickoffs for 777 yards (24.3 average) and one touchdown as well as 19 punts for 101 yards (5.3 average). Ranked first in the league in kickoff returns, seventh in punt returns, and eighth in all-purpose yards. Also ranked 35th in the nation in kickoff returns and 51st in punt returns. Earned first-team All-Patriot League honors and All-Eastern College Athletic Conference honors. Named to the New England Football Writers All-Star team and the College Sports Journal National All-Freshman team.

**PERSONAL:**

- Attended Greater Atlanta Christian (Ga.) High School where he caught 30 passes for 511 yards (17.0 average) and nine touchdowns during his high school career.
- Son of Eric Raymond and Kim Ly.
- Has four brothers, Mason, Cornelius, Antonio and Kedar, and three sisters, Sydea, Madison and Ericca.
- Follow Raymond on Twitter and Instagram at @kalifraymond7.
- Born Kalif Raymond on Aug. 8, 1994 in Lawrenceville, Ga.

**KALIF RAYMOND'S OFFENSIVE GAME-BY-GAME**

2016 Denver Broncos					RECEIVING					RUSHING				
Date	Opp	W/L	P/S		No	Yds	Avg	Lg	TD	Att	Yds	Avg	Lg	TD
Sept 8	Car	W	PS											
Sept 18	Ind	W	PS											
Sept 25	@ Cin	W	PS											
Oct 2	@ TB	W	PS											
Oct 9	Atl	L	PS											
Oct 13	@ SD	L	PS											
Oct 24	Hou	W	PS											
Oct 30	SD	W	PS											
Nov 6	@ Oak	L	PS											
Nov 13	@ NO	W	PS											
Nov 27	KC	L	PS											
Dec 4	@ Jax	W	p		0	0	-	0	0	0	0	-	0	0
Dec 11	@ Ten	L	p		0	0	-	0	0	0	0	-	0	0
Dec 18	NE	L	IA											
Dec 25	@ KC	L	p		0	0	-	0	0	0	0	-	0	0
Jan 1	Oak	W	p		0	0	-	0	0	0	0	-	0	0
<b>Totals</b>		<b>9-7</b>	<b>4/0</b>		<b>0</b>	<b>0</b>	<b>-</b>	<b>0</b>	<b>0</b>	<b>0</b>	<b>0</b>	<b>-</b>	<b>0</b>	<b>0</b>

2017 N.Y. Jets/N.Y. Giants					RECEIVING					RUSHING				
Date	Opp	W/L	P/S		No	Yds	Avg	Lg	TD	Att	Yds	Avg	Lg	TD
Sept 10	@ Buf	L	p		0	0	-	-	0	0	0	-	-	0
Sept 17	@ Oak	L	p		0	0	-	-	0	0	0	-	-	0
Sept 24	Mia	W	PS											
Signed by the Giants to the team's practice squad on Oct. 11														
Oct 15	@ Den	W	PS											
Oct 22	Sea	L	PS											
Nov 5	LAR	L	PS											
Nov 12	@ SF	L	PS											
Nov 19	KC	W	p		1	12	12.0	12	0	1	-1	-1.0	-1	0

Nov 23	@ Was	L	p		0	0	-	0	0	0	0	-	0	0
Dec 3	@ Oak	L	p		0	0	-	0	0	0	0	-	0	0
Dec 10	Dal	L	p		0	0	-	0	0	0	0	-	0	0
Dec 17	Phi	L	p		0	0	-	0	0	0	0	-	0	0
Dec 24	@ Ari	L	IA											
Dec 31	Was	W	p		0	0	-	0	0	0	0	-	0	0
<b>Totals</b>		<b>4-10</b>	<b>8/0</b>		<b>1</b>	<b>12</b>	<b>12.0</b>	<b>12</b>	<b>0</b>	<b>1</b>	<b>-1</b>	<b>-1.0</b>	<b>-1</b>	<b>0</b>

2019 Tennessee Titans					RECEIVING					RUSHING				
Date	Opp	W/L	P/S		No	Yds	Avg	Lg	TD	Att	Yds	Avg	Lg	TD
Sept 8	@ Cle	W	PS											
Sept 15	Ind	L	PS											
Sept 19	@ Jax	L	PS											
Sept 29	@ Atl	W	PS											
Oct 6	Buf	L	PS											
Oct 13	@ Den	L	PS											
Oct 20	LAC	W	PS											
Oct 27	TB	W	p		0	0	-	-	0	0	0	-	-	0
Nov 3	@ Car	L	p		2	19	9.5	14	0	0	0	-	-	0
Nov 10	KC	W	p		1	52	52.0	52	0	0	0	-	-	0
Nov 24	Jax	W	p		1	14	14.0	14	0	1	-5	-5.0	-5	0
Dec 1	@ Ind	W	S		1	40	40.0	40t	1	0	0	-	-	0
Dec 8	@ Oak	W	p		1	11	11.0	11	0	0	0	-	-	0
Dec 15	Hou	L	p		1	2	2.0	2	0	0	0	-	-	0
Dec 22	NO	L	p		2	32	16.0	23	0	0	0	-	-	0
Dec 29	@ Hou	W	IA											
<b>Totals</b>		<b>9-7</b>	<b>8/1</b>		<b>9</b>	<b>170</b>	<b>18.9</b>	<b>52</b>	<b>1</b>	<b>1</b>	<b>-5</b>	<b>-5.0</b>	<b>-5</b>	<b>0</b>
<b>Playoffs</b>														
Jan 4	@ NE	W	IA											
Jan 11	@ Bal	W	p		1	45	45.0	45t	1	0	0	-	-	0
Jan 19	@ KC	L	p		0	0	-	0	0	0	0	-	-	0
<b>Totals</b>		<b>2-1</b>	<b>2/0</b>		<b>1</b>	<b>45</b>	<b>45.0</b>	<b>45t</b>	<b>1</b>	<b>0</b>	<b>0</b>	<b>-</b>	<b>0</b>	<b>0</b>

## KALIF RAYMOND'S RETURN GAME-BY-GAME

2016 Denver Broncos				PUNT RETURNS						KICKOFF RETURNS					
Date	Opp	W-L	P/S	No	FC	Yds	Avg	Lg	TD	No	Yds	Avg	Lg	TD	
Sept 8	Car	W	PS												
Sept 18	Ind	W	PS												
Sept 25	@ Cin	W	PS												
Oct 2	@ TB	W	PS												
Oct 9	Atl	L	PS												
Oct 13	@ SD	L	PS												
Oct 24	Hou	W	PS												
Oct 30	SD	W	PS												
Nov 6	@ Oak	L	PS												
Nov 13	@ NO	W	PS												
Nov 27	KC	L	PS												
Dec 4	@ Jax	W	p	4	3	40	10.0	22	0	0	0	-	-	0	
Dec 11	@ Ten	L	p	2	2	21	10.5	21	0	0	0	-	-	0	
Dec 18	NE	L	IA												
Dec 25	@ KC	L	p	1	2	0	0.0	0	0	4	113	28.3	40	0	
Jan 1	Oak	W	p	4	2	50	12.5	25	0	2	24	12.0	12	0	
<b>Totals</b>		<b>9-7</b>	<b>4/0</b>	<b>11</b>	<b>9</b>	<b>111</b>	<b>10.1</b>	<b>25</b>	<b>0</b>	<b>6</b>	<b>137</b>	<b>22.8</b>	<b>40</b>	<b>0</b>	

2017 N.Y. Jets/N.Y. Giants				PUNT RETURNS						KICKOFF RETURNS					
Date	Opp	W-L	P/S	No	FC	Yds	Avg	Lg	TD	No	Yds	Avg	Lg	TD	
Sept 10	@ Buf	L	p	3	2	27	9.0	25	0	2	45	22.5	25	0	
Sept 17	@ Oak	L	p	2	1	11	5.5	11	0	1	40	40.0	40	0	
Sept 24	Mia	W	PS												
Signed by the Giants to the team's practice squad on Oct. 11															
Oct 15	@ Den	W	PS												
Oct 22	Sea	L	PS												
Nov 5	LAR	L	PS												
Nov 12	@ SF	L	PS												
Nov 19	KC	W	p	2	1	8	4.0	8	0	1	6	6.0	6	0	

2019 Tennessee Titans				PUNT RETURNS						KICKOFF RETURNS					
Date	Opp	W-L	P/S	No	FC	Yds	Avg	Lg	TD	No	Yds	Avg	Lg	TD	
Sept 8	@ Cle	W	PS												
Sept 15	Ind	L	PS												
Sept 19	@ Jax	L	PS												
Sept 29	@ Atl	W	PS												
Oct 6	Buf	L	PS												
Oct 13	@ Den	L	PS												
Oct 20	LAC	W	PS												
Oct 27	TB	W	p	0	0	0	-	0	0	1	45	45.0	45	0	
Nov 3	@ Car	L	p	0	0	0	-	0	0	3	69	23.0	32	0	
Nov 10	KC	W	p	0	0	0	-	0	0	3	46	15.3	19	0	
Nov 24	Jax	W	p	0	0	0	-	0	0	1	34	34.0	34	0	
Dec 1	@ Ind	W	S	0	1	0	-	0	0	0	0	-	0	0	
Dec 8	@ Oak	W	p	0	3	0	-	0	0	3	71	23.7	26	0	
Dec 15	Hou	L	p	1	1	8	8.0	8	0	3	55	18.3	24	0	
Dec 22	NO	L	p	3	2	37	12.3	14	0	4	83	20.8	26	0	
Dec 29	@ Hou	W	IA												
<b>Totals</b>		<b>9-7</b>	<b>8/1</b>	<b>4</b>	<b>7</b>	<b>45</b>	<b>11.3</b>	<b>14</b>	<b>0</b>	<b>18</b>	<b>403</b>	<b>22.4</b>	<b>45</b>	<b>0</b>	

Playoffs				PUNT RETURNS						KICKOFF RETURNS					
Date	Opp	W-L	P/S	No	FC	Yds	Avg	Lg	TD	No	Yds	Avg	Lg	TD	
Jan 4	@ NE	W	IA												
Jan 11	@ Bal	W	p	0	0	0	-	0	0	1	7	7.0	7	0	
Jan 19	@ KC	L	p	1	1	9	9.0	9	0	3	61	20.3	22	0	
<b>Totals</b>		<b>2-1</b>	<b>2/0</b>	<b>1</b>	<b>2</b>	<b>9</b>	<b>9.0</b>	<b>9</b>	<b>0</b>	<b>4</b>	<b>68</b>	<b>17.0</b>	<b>22</b>	<b>0</b>	

## KALIF RAYMOND'S NFL STATISTICS

### REGULAR SEASON

Year	Team	REGULAR SEASON		RECEIVING					RUSHING				
		GP	GS	No	Yds	Avg	Lg	TD	Att	Yds	Avg	Lg	TD
2016	Denver	4	0	0	0	-	0	0	0	0	-	0	0
2017	NYJ/NYG	8	0	1	12	12.0	12	0	1	-1	-1.0	-1	0
2018	Tenn/NYG	Practice Squad											
2019	Tennessee	8	1	9	170	18.9	52	1	1	-5	-5.0	-5	0
<b>NFL Totals</b>		<b>20</b>	<b>1</b>	<b>10</b>	<b>182</b>	<b>18.2</b>	<b>52</b>	<b>1</b>	<b>2</b>	<b>-6</b>	<b>-3.0</b>	<b>-1</b>	<b>0</b>

### REGULAR SEASON

Year	Team	REGULAR SEASON		PUNT RETURNS				KICKOFF RETURNS					
		No	FC	Yds	Avg	Lg	TD	No	Yds	Avg	Lg	TD	
2016	Denver	11	9	111	10.1	25	0	6	137	22.8	40	0	
2017	NYJ/NYG	18	9	99	5.5	25	0	14	271	19.4	40	0	
2018	Tenn/NYG	Practice Squad											
2019	Tennessee	4	7	45	11.3	14	0	18	403	22.4	45	0	
<b>NFL Totals</b>		<b>33</b>	<b>25</b>	<b>255</b>	<b>7.7</b>	<b>25</b>	<b>0</b>	<b>38</b>	<b>811</b>	<b>21.3</b>	<b>45</b>	<b>0</b>	

### PLAYOFFS

Year	Team	PLAYOFFS		RECEIVING					RUSHING				
		GP	GS	No	Yds	Avg	Lg	TD	Att	Yds	Avg	Lg	TD
2019	Tennessee	2	0	1	45	45.0	45t	1	0	0	-	0	0
<b>NFL Totals</b>		<b>2</b>	<b>0</b>	<b>1</b>	<b>45</b>	<b>45.0</b>	<b>45t</b>	<b>1</b>	<b>0</b>	<b>0</b>	<b>-</b>	<b>0</b>	<b>0</b>

### PLAYOFFS

Year	Team	PLAYOFFS		PUNT RETURNS				KICKOFF RETURNS				
		No	FC	Yds	Avg	Lg	TD	No	Yds	Avg	Lg	TD
2019	Tennessee	1	2	9	9.0	9	0	4	68	17.0	22	0
<b>NFL Totals</b>		<b>1</b>	<b>2</b>	<b>9</b>	<b>9.0</b>	<b>9</b>	<b>0</b>	<b>4</b>	<b>68</b>	<b>17.0</b>	<b>22</b>	<b>0</b>

#### Single-Game Highs

Receptions - 2 at Carolina (11/3/19)  
 Receiving Yards - 52 vs. Kansas City (11/10/19)  
 Long Reception - 52 vs. Kansas City (11/10/19)  
 Touchdown Receptions - 1 at Indianapolis (12/1/19)  
 Kickoff Returns - 5 vs. Philadelphia (12/17/17)  
 Kick Return Yards - 113 at Kansas City (12/25/16)  
 Kickoff Return Long - 45 vs. Tampa Bay (10/27/19)  
 Punt Returns - 5 vs. Washington (12/31/17)  
 Punt Return Yards - 50 vs. Oakland (1/1/17)  
 Punt Return Long - 25 (Twice, last at Buffalo 9/10/17)

#### Playoff Single-Game Highs

Receptions - 1 at Baltimore (1/11/20)  
 Receiving Yards - 45 at Baltimore (1/11/20)  
 Long Reception - 45t at Baltimore (1/11/20)  
 Touchdown Receptions - 1 at Baltimore (1/11/20)  
 Kickoff Returns - 3 at Kansas City (1/19/20)  
 Kick Return Yards - 61 at Kansas City (1/19/20)  
 Kickoff Return Long - 22 at Kansas City (1/19/20)  
 Punt Returns - 1 at Kansas City (1/19/20)  
 Punt Return Yards - 9 at Kansas City (1/19/20)  
 Punt Return Long - 9 at Kansas City (1/19/20)

#### Additional Statistics

Special Teams Tackles - 4 (2019)



# 50 DERICK ROBERSON

OUTSIDE LINEBACKER • 6'3" • 250 LBS • COLLEGE: SAM HOUSTON STATE  
 ACQUIRED: FREE AGENT - 2019 • NFL EXPERIENCE (NFL/TITANS): 2/2  
 HOMETOWN: SAN ANTONIO, TEXAS  
 GAMES PLAYED/GAMES STARTED: 3/0 (PLAYOFFS: 3/0)

**PRO:** The Titans signed Derick Roberson as a rookie free agent following the 2019 NFL Draft. The 6-foot-3-inch, 250-pounder appeared in six games, including all three postseason contests as a rookie in 2019 and posted three sacks. He appeared in 32 games over three seasons at Sam Houston State after transferring from Texas following his redshirt freshman campaign. Roberson led the FCS and tied a single-season school record with 15 sacks as a senior. During his college career, Roberson posted 129 tackles, 25 sacks, eight passes defended and eight forced fumbles.

#### CAREER HIGHLIGHTS:

- In 2019, Roberson played as a reserve outside linebacker in three regular season games as a rookie and collected three sacks, including two of Drew Brees.

#### TITANS TIDBITS:

- Roberson enjoys painting on and designing sneakers and cleats.
- Roberson is unsure how many tattoos he has at this point, but he has drawn and designed some of the ones he has inked on his body.

#### CAREER TRANSACTIONS:

- The San Antonio, Texas, native was signed by the Titans as a rookie free agent on May 10, 2019.
- Waived by the Titans on Aug. 31, 2019 and signed to the team's practice squad a day later.
- Signed by the Titans to their active roster from the practice squad on Oct. 19, 2019.
- Waived by the Titans on Oct. 22, 2019 and signed to the team's practice squad two days later.
- Signed by the Titans to their active roster from the practice squad on Nov. 26, 2019.

#### SEASON RECAPS:

**2019 (3/0, 3/0):** Saw action as a reserve in three games during his rookie campaign and collected four tackles, including three sacks. Notched a special teams tackle on coverage units. Was inactive for three games. Spent the first six weeks on the Titans' practice squad before being elevated to the active roster in Week 7. Spent Weeks 8-12 on the practice squad before being signed to the active roster prior to Week 13. Played in all three postseason contests and posted two tackles, three quarterback pressures, a stop for loss and two special teams tackles. Led or tied for the team lead in sacks twice in 2019 (vs. NO, at HOU). Tied for the team lead in quarterback pressures once in 2019 (at KC). Tied for the team lead in special teams tackles twice in 2019 (vs. HOU, at KC). Played in his first career NFL contest against Houston (12/15/19).

- Against Houston (12/15), made his NFL debut as a reserve on special teams and collected a tackle on coverage units.
- Against New Orleans (12/22), played as a reserve at outside linebacker and produced two sacks. Collected his first career sack by dropping Drew Brees for a seven-yard loss on third-and-18 in the first quarter. Shot up the middle and sacked Brees for an eight-yard loss on third-and-10 in the final quarter. Became the first Titans rookie with two or more sacks in a game since linebacker Avery Williamson accomplished the feat as a rookie against the Pittsburgh Steelers on Nov. 17, 2014.
- At Houston (12/29), saw action as a reserve at outside linebacker and recorded two tackles, including a sack. Halted a Texans' first quarter drive by sacking A.J. McCarron for an eight-yard loss on third-and-four.
- At New England (1/4), played as a reserve at outside linebacker in his postseason debut and posted a tackle for loss. Halted a Patriots' drive by stuffing James White for a four-yard loss on a third-and-15 screen pass in

the third quarter.

- At Baltimore (1/11), saw action as a reserve at outside linebacker and recorded a tackle and a quarterback pressure.
- At Kansas City (1/19), played as a reserve at outside linebacker and registered two quarterback pressures. Tied for the team lead with two special teams tackles on coverage units.

#### COLLEGE:

- As a senior (2018), appeared in 11 games with seven starts at Sam Houston State and recorded 68 tackles, 20.5 tackles for loss, 15 sacks, two passes defended and five forced fumbles.
- As a junior (2017), started 13 contests for Sam Houston State and tallied 40 tackles, eight tackles for loss, 4.5 sacks, five passes defended, one interception and one forced fumble.
- As a sophomore (2016), saw action in eight games for Sam Houston State after transferring from Texas following the 2015 season. Totaled 15 tackles, 3.5 sacks, one pass defended and one forced fumble.
- As a redshirt freshman (2015), appeared in 10 games at Texas and registered six tackles, two sacks and one forced fumble.
- Redshirted at Texas in 2014.

#### PERSONAL:

- Attended Brennan (Texas) High School where he was named 4A Defensive Player of the Year and First-Team All-State by the Associated Press as a senior.
- Chosen as the All-Area Defensive Player of the Year by San Antonio Express-News. Ranked as the No. 9 defensive end and No. 57 overall player by Scout.com and as the No. 8 defensive end and No. 78 overall player by ESPN.
- Tallied 111 tackles, 39 tackles for loss, 20 sacks, four passes defended, one forced fumble and three fumble recoveries as a senior.
- Follow Roberson on Twitter @DerickJRoberson.
- Born Derick Roberson on Nov. 15, 1995 in San Antonio, Texas.

## DERICK ROBERSON'S DEFENSIVE GAME-BY-GAME

**2019 Tennessee Titans**

Date	Opp	W/L	P/S	Tot	Solo	Asst	Sk	- Yds	QBP	TFL	Int	- Yds	-TD	PD	FF	FR	- Yds	SpT	
Sept 8	@ Cle	W	PS																
Sept 15	Ind	L	PS																
Sept 19	@ Jax	L	PS																
Sept 29	@ Atl	W	PS																
Oct 6	Buf	L	PS																
Oct 13	@ Den	L	PS																
Oct 20	LAC	W	IA																
Oct 27	TB	W	PS																
Nov 3	@ Car	L	PS																
Nov 10	KC	W	PS																
Nov 24	Jax	W	PS																

Dec 1	@ Ind	W	IA																
Dec 8	@ Oak	W	IA																
Dec 15	Hou	L	p	0	0	0	0.0	0.0	0	0	0	0	0	0	0	0	0	0	1
Dec 22	NO	L	p	2	2	0	2.0	15.0	0	0	0	0	0	0	0	0	0	0	0
Dec 29	@ Hou	W	p	2	2	0	1.0	8.0	0	0	0	0	0	0	0	0	0	0	0
<b>Totals</b>		<b>9-7</b>	<b>3/0</b>	<b>4</b>	<b>4</b>	<b>0</b>	<b>3.0</b>	<b>23.0</b>	<b>0</b>	<b>0</b>	<b>0</b>	<b>0</b>	<b>0</b>	<b>0</b>	<b>0</b>	<b>0</b>	<b>0</b>	<b>0</b>	<b>1</b>
<b>Playoffs</b>																			
Jan 4	@ NE	W	p	1	1	0	0.0	0.0	0	1	0	0	0	0	0	0	0	0	0
Jan 11	@ Bal	W	p	1	1	0	0.0	0.0	1	0	0	0	0	0	0	0	0	0	0
Jan 19	@ KC	L	p	0	0	0	0.0	0.0	2	0	0	0	0	0	0	0	0	0	2
<b>Totals</b>		<b>2-1</b>	<b>3/0</b>	<b>2</b>	<b>2</b>	<b>0</b>	<b>0.0</b>	<b>0.0</b>	<b>3</b>	<b>1</b>	<b>0</b>	<b>0</b>	<b>0</b>	<b>0</b>	<b>0</b>	<b>0</b>	<b>0</b>	<b>0</b>	<b>2</b>

## DERICK ROBERSON'S NFL STATISTICS

REGULAR SEASON				TACKLES							INTERCEPTIONS					FUMBLES			
Year	Team	GP	GS	Tot	Solo	Asst	Sk	Yds	QBP	TFL	No	Yds	Lg	TD	PD	FF	FR	Yds	SpT
2019	Tennessee	3	0	4	4	0	3.0	23.0	0	0	0	0	0	0	0	0	0	0	1
<b>NFL Totals</b>		<b>3</b>	<b>0</b>	<b>4</b>	<b>4</b>	<b>0</b>	<b>3.0</b>	<b>23.0</b>	<b>0</b>	<b>0</b>	<b>0</b>	<b>0</b>	<b>0</b>	<b>0</b>	<b>0</b>	<b>0</b>	<b>0</b>	<b>0</b>	<b>1</b>

PLAYOFFS				TACKLES							INTERCEPTIONS					FUMBLES			
Year	Team	GP	GS	Tot	Solo	Asst	Sk	Yds	QBP	TFL	No	Yds	Lg	TD	PD	FF	FR	Yds	SpT
2019	Tennessee	3	0	2	2	0	0.0	0.0	3	1	0	0	0	0	0	0	0	0	2
<b>NFL Totals</b>		<b>3</b>	<b>0</b>	<b>2</b>	<b>2</b>	<b>0</b>	<b>0.0</b>	<b>0.0</b>	<b>3</b>	<b>1</b>	<b>0</b>	<b>0</b>	<b>0</b>	<b>0</b>	<b>0</b>	<b>0</b>	<b>0</b>	<b>0</b>	<b>2</b>

**Single-Game Highs**

Tackles - 2 (Twice, last at Houston 12/29/19)  
 Sacks - 2 vs. New Orleans (12/22/19)  
 Special Teams Tackles - 1 vs. Houston (12/15/19)

**Playoff Single-Game Highs**

Tackles - 1 (Twice, last at Baltimore 1/11/20)  
 Tackles For Loss - 1 at New England (1/4/20)  
 Quarterback Pressures - 2 at Kansas City (1/19/20)  
 Special Teams Tackles - 2 at Kansas City (1/19/20)



# 76 RODGER SAFFOLD III

GUARD • 6'5" • 325 LBS • COLLEGE: INDIANA

ACQUIRED: UNRESTRICTED FREE AGENT (LOS ANGELES RAMS) - 2019

NFL EXPERIENCE (NFL/TITANS): 11/2 • HOMETOWN: BEDFORD, OHIO

GAMES PLAYED/GAMES STARTED: 130/127 (PLAYOFFS: 7/7)

**PRO:** The Titans signed Rodger Saffold III early in the 2019 free agency period to bring veteran leadership and experience to the interior of the offensive front. The 6-foot-5-inch, 325-pounder was originally selected by the St. Louis Rams in the second round (33rd overall) of the 2010 NFL Draft. The Indiana University product is a versatile player, having started contests at both guard and both tackle spots in his NFL career.

### CAREER HIGHLIGHTS:

- In 2019, Saffold started all 16 games and all three postseason contests at left guard for the second consecutive season and in his first season with the Titans. Helped open holes for Derrick Henry to lead the NFL with 1,540 rushing yards in 2019.
- In 2018, Saffold started all 16 games for the Rams and all three postseason contests on L.A.'s march to Super Bowl LIII. He helped open holes for Todd Gurley II to gain 1,251 rushing yards and 17 touchdowns on the ground.
- In 2017, Saffold started 15 games at left guard and blocked for Todd Gurley's 1,305-yard rushing campaign that included 13 rushing scores.
- In 2010, Saffold was named All-Rookie by Pro Football Weekly and the Pro Football Writers of America after finishing the season as the only NFL rookie to start all of his team's games at left tackle.

### TITANS TIDBITS:

- Saffold is the owner of competitive "Call of Duty" and "Fortnite" teams called Rise Nation. He invested in the video game industry in April 2014.
- His father, Rodger II, played football at the University of Iowa in the mid-1970s.
- Rodger and his wife Asia grew up on the same street as eight-year olds in Ohio. The childhood friend's romance didn't begin until quite awhile later when the two re-connected on Facebook during Saffold's second-year with the Rams.

### CAREER TRANSACTIONS:

- A native of Bedford, Ohio, Saffold was selected by the St. Louis Rams in the second round (33rd overall) of the 2010 NFL Draft.
- Signed by the Titans as an unrestricted free agent on March 15, 2019.

### SEASON RECAPS:

**2019 (16/16, 3/3 - Tennessee):** Started all 16 games at left guard in his first season with the Titans and helped Derrick Henry lead the NFL with 1,540 rushing yards. Started all three postseason contests at left guard.

- At Cleveland (9/8), started at left guard in his Titans debut and opened holes for Titans' ball carriers to gain 123 yards on the ground.
- At Atlanta (9/29), started at left guard and was a part of an offensive front that did not allow a sack on 27 pass attempts, while opening holes for Titans' ball carriers to gain 138 yards on the ground.
- Against L.A. Chargers (10/20), started at left guard and helped the offense amass 403 total yards.
- Against Kansas City (11/10), started at left guard and helped open holes for Titans' rushers to gain 225 yards on the ground.
- Against Jacksonville (11/24), started at left guard and blocked for Titans' ball carriers to gain 219 rushing yards.
- At Indianapolis (12/1), started at left guard and helped open holes for Derrick Henry to collect 149 rushing yards on 26 carries.
- At Oakland (12/8), started at left guard and was a part of an offensive front that blocked for Titans' ball carriers to gain 161 yards on the ground, while also not allowing a sack on 27 pass attempts.
- Against Houston (12/15), started at left guard and was a member of an

offensive line that opened holes for Titans' rushers to gain 163 yards on the ground.

- Against New Orleans (12/22), started at left guard and helped the Titans amass 149 rushing yards on 26 carries.
- At Houston (12/29), started at left guard and was a part of an offensive front that blocked for Derrick Henry to amass 211 yards on the ground and become the NFL's leading rusher in 2019.
- At New England (1/4), started at left guard and was a member of an offensive front that opened holes for Derrick Henry to collect 182 yards on the ground.
- At Baltimore (1/11), started at left guard and was a part of an offensive line that blocked for Derrick Henry to collect a franchise postseason record 195 rushing yards.

**2018 (16/16, 3/3 - Los Angeles Rams):** Started all 16 regular season games and all three postseason contests at left guard. Was a member of an offensive front that blocked for the NFL's second ranked offense, including the third ranked ground game and fifth ranked passing attack.

- Against Arizona (9/16), started at left guard in his 100th career game and helped open holes for Todd Gurley II's three rushing touchdowns.
- Against Minnesota (9/27), played in all 55 offensive plays at left guard and helped the offense total 556 yards.
- At Denver (10/14), started at left guard and helped paved the way for Todd Gurley II to set a new career-high in rushing yards with 208 yards.
- Against Green Bay (10/28), appeared in all 78 offensive plays and blocked for Todd Gurley II to gain 195 yards from scrimmage.
- At New Orleans (11/4), started at left guard and played all 60 offensive plays and helped give Jared Goff time to throw for 391 yards and three touchdowns.
- Against Dallas (1/12), appeared in all 79 offensive plays and paved the way for Todd Gurley II to rush for 115 yards and one touchdown in the Divisional Round.
- At New Orleans (1/20), started at left guard and played all 69 offensive plays and protected Jared Goff to throw for 297 yards.
- Against New England in Super Bowl LIII (2/3), started at left guard and played all 65 offensive snaps.

**2017 (15/15, 1/1 - Los Angeles Rams):** Started 15 games at left guard plus one playoff start. Played a key role on the top-ranked scoring team in the league. Did not play in the regular season finale.

- At Dallas (10/1), played all 69 offensive snaps and paved the way for 168 total rushing yards.
- Against Arizona (10/22), played all 80 offensive snaps and opened running lanes for Todd Gurley II who notched his fourth 100-plus yard rushing game of the season.
- Against Houston (11/12), allowed Jared Goff to have time in the pocket to throw for a career-high 355 yards.
- At Tennessee (12/24), helped protect Jared Goff who recorded 301 passing yards and four touchdowns.
- Against Atlanta (1/6), made first-career postseason start at left guard in the Wild Card matchup. Helped give Jared Goff time to throw for 259 yards and one touchdown.

**2016 (15/15 - Los Angeles Rams):** Started 15 games at various positions along the line including left guard, left tackle, and right tackle. Started 12 games at left guard, two games at left tackle and the regular season finale at right tackle. Was inactive for one contest.

- At Tampa Bay (9/25), started at left guard and opened up running lanes for Todd Gurley to rush for two touchdowns.



• At New Orleans (11/27), started at left tackle for the first time since late in the 2012 campaign. Left the game in the second quarter and did not return.

**2015 (5/5 - St. Louis):** Started the first five games of the season at right guard before being placed on injured reserve on Oct. 15.

• At Arizona (10/4), part of an offensive line that helped produce 164 rushing yards.

**2014 (16/16 - St. Louis):** Started 16 games. Started 13 games at left guard and three contests at right guard. Saw action at both tackle positions.

• Against Dallas (9/21), started at left guard and helped block for an offense that produced 448 total yards.

• Against Denver (11/16), started at left guard and helped block for the offense to register a 100-yard rusher and 100-yard receiver.

• Against Oakland (11/30), started at left guard and was a member of an offensive front that helped the offense score 38 points in the first half, which is tied for second-most in franchise history.

**2013 (12/9 - St. Louis):** Played in 12 games with nine starts. Started three games at right tackle, five at right guard and one at left tackle. Was inactive for four games.

• Against Arizona (9/8), started at right tackle and was a part of an offensive line that helped block for Sam Bradford allowing him to throw for 299 yards and two touchdowns.

• At Indianapolis (11/10), marked his first career start at right guard. Helped block for the Rams' backs to run for 140 yards, the team's third straight 100 yard rushing game.

• Against Chicago (11/24), started at right guard and was a part of an offensive line that helped block for the Rams rushing corps to run for 258 yards, the team's highest single game total of the season.

• Against Tampa Bay (12/22), started at right guard and moved to left tackle for Jake Long who left in the first quarter with an injury. Helped block for two rushing touchdowns.

**2012 (10/10 - St. Louis):** Started 10 games at left tackle, including the final eight contests of the season. Helped Steven Jackson reach 1,000 yards for the eighth-straight season. Was inactive for six games.

• At San Francisco (11/11), started at left tackle and helped the Rams put up 458 total yards on offense.

• At Arizona (11/25), started at left tackle and helped Steven Jackson notch 139 yards on the ground.

• At Seattle (12/30), started at left tackle and was a part of an offensive line that allowed zero sacks.

**2011 (9/9 - St. Louis):** Started all nine games he played at left tackle from Weeks 1-10. Placed on injured reserve on Nov. 19 missing the final seven games of the campaign.

**2010 (16/16 - St. Louis):** Named All-Rookie by Pro Football Weekly and the Pro Football Writers of America. Finished the season as the only NFL rookie to start all of his team's games at left tackle. Allowed only three sacks in 590 pass attempts and was a part of an offensive line that helped Steven Jackson surpass the 1,000-yard mark for a sixth consecutive year.

#### COLLEGE:

• Started 41 of 42 games at Indiana. Never left the starting lineup after sliding in at left tackle midway through his true freshman campaign. While in the starting lineup the Hoosiers rushed over 100 yards in 29 games. In his last two seasons, registered 171 knockdowns and 20 touchdown-resulting blocks.

• As a senior (2009), named a team captain and started all 12 games at left tackle. Selected second team All-Big Ten by the conference coaches and named honorable mention by the league's media. Anchored an offensive line that allowed just 16 sacks on the season, a total that ranked second in the Big Ten and shared 28th nationally. The front five surrendered one sack per 27.5 pass attempts, which ranked second in the Big Ten. Saffold allowed just one sack on the year. Hoosiers rushed for over 180 yards on four occasions, including 197 yards at No. 23 Michigan and 196 yards against Purdue.

• As a junior (2008), started 10 games at left tackle. Battled a back injury the entire season and missed two games with a knee injury. The Hoosiers broke the 2,000-yard rushing mark (2,003) for the second straight year,

the first time since 2000 and 2001 an Indiana team produced back-to-back 2,000-yard rushing seasons. Indiana averaged 4.5 yards per carry and posted 19 rushing scores, its best numbers since 2001. The team rushed for over 250 yards four times with a season-best 297 yards in the season-opening win over Western Kentucky.

• As a sophomore (2007), started all 13 games at left tackle. Helped the Hoosiers average 157.4 yards per game on the ground and 393.8 yards of total offense, the highest averages in each category since 2001. The Hoosiers also set a new school record with 412 points and finished second in school history averaging 31.7 points per game. A key component of an Indiana rushing attack that went over 100 yards nine times and over 200 yards five times.

• As a freshman (2006), played in seven games starting six times. Started at left tackle for six straight contests, beginning with the Hoosiers' game against Wisconsin. In those six starts, the Hoosier running game topped 100 yards five times and averaged 138.5 per contest.

• Graduated in May 2010 with a public affairs management degree from Indiana.

#### PERSONAL:

• Was a two-way lineman at Bedford (Ohio) High School and was rated a two-star prospect by Rivals.com.

• As a senior, earned first team All-Lake Erie League, All-District and honorable mention All-State honors after recording 18 tackles as a defensive end and notching a 94-percent blocking efficiency on the offensive front. Also played in 2006 Ohio North-South All-Star game.

• Follow Saffold on Twitter at @Rodger\_Saffold.

• Follow Saffold on Instagram at @rsaff76.

• Born Rodger P. Saffold III on June 6, 1988 in Bedford, Ohio.

## RODGER SAFFOLD'S NFL STATISTICS

### REGULAR SEASON

Year	Team	GP	GS
2010	St. Louis Rams	16	16
2011	St. Louis Rams	9	9
2012	St. Louis Rams	10	10
2013	St. Louis Rams	12	9
2014	St. Louis Rams	16	16
2015	St. Louis Rams	5	5
2016	L.A. Rams	15	15
2017	L.A. Rams	15	15
2018	L.A. Rams	16	16
2019	Tennessee	16	16
<b>NFL Totals</b>		<b>130</b>	<b>127</b>

### PLAYOFFS

Year	Team	GP	GS
2017	L.A. Rams	1	1
2018	L.A. Rams	3	3
2019	Tennessee	3	3
<b>NFL Totals</b>		<b>7</b>	<b>7</b>

### Starts Breakdown:

2010 - LT 16; 2011 - LT 9; 2012 - LT 10; 2013 - RT 3, RG 5, LT 1; 2014 - LG 13, RG 3; 2015 - RG 5; 2016 - LG 12, LT 2, RT 1; 2017 - LG 15 (Playoffs - LG 1); 2018 - LG 16 (Playoffs - LG 3); 2019 - LG 16 (Playoffs - LG 3)

### Additional Career Statistics

Misc. Tackles - 1 (2011), 1 (2013), 2 (2014), 1 (2015), 1 (2016)

Fumble Recoveries - 1 (2012), 1 (2019)



# 70 TY SAMBRAILO

TACKLE • 6'5" • 311 LBS • COLLEGE: COLORADO STATE  
 ACQUIRED: FREE AGENT - 2020 • NFL EXPERIENCE (NFL/TITANS): 6/1  
 HOMETOWN: WATSONVILLE, CALIF.  
 GAMES PLAYED/GAMES STARTED: 57/13 (PLAYOFFS: 2/0)

**PRO:** The Titans signed offensive lineman Ty Sambrailo during the 2020 offseason to add depth and experience to the offensive front. The 6-foot-5-inch, 311-pounder was originally drafted by the Denver Broncos in the second round (59th overall) of the 2015 NFL Draft. He appeared in 57 games with 13 starts during his first five NFL seasons with the Broncos (2015-16) and the Atlanta Falcons (2017-19). He has primarily lined up at tackle during his NFL career, but does have some experience inside at guard.

#### TITANS TIDBITS:

- Sambrailo is an avid skier who as a youth earned USSA titles in the slalom, giant slalom and super-G events for his age group.

#### CAREER TRANSACTIONS:

- The Watsonville, Calif., native was selected by the Denver Broncos in the second round (59th overall) of the 2015 NFL Draft.
- Traded by the Broncos to the Atlanta Falcons in exchange for a 2018 fifth-round draft pick on Sept. 1, 2017.
- Released by the Falcons on March 16, 2020.
- Signed by the Titans as a free agent on March 25, 2020.

#### SEASON RECAPS:

**2019 (13/0 - Atlanta):** Played as a reserve in 13 games. Hauled in a 35-yard touchdown catch, the longest touchdown reception by an offensive lineman since 1970. Was inactive for two contests and did not play in another game.

- At Tampa Bay (12/29), sprinted down the seam and snared a 35-yard touchdown pass from Matt Ryan in the opening quarter. His 35-yard score is the longest touchdown reception by an offensive lineman since 1970.

**2018 (16/4 - Atlanta):** Saw action in all 16 games for the first time in his career with four starts. Started three games at right tackle and one contest at left guard.

- At Tampa Bay (12/30), made his first career start at left guard in the regular season finale.

**2017 (15/2, 2/0 - Atlanta):** Played in 15 games with two starts at right tackle in his first season with the Falcons. Was inactive for one contest. Saw action as a reserve in his first two career postseason games.

- Against Green Bay (9/17), saw action in relief of injured right tackle Ryan Schraeder.
- At Detroit (9/24), made his first start for the Falcons at right tackle.

**2016 (10/4 - Denver):** Saw action in 10 games with four starts at right tackle in his second season with the Broncos. Was inactive for five contests and did not play in another game.

**2015 (3/3 - Denver):** As a rookie started the first three games of the season at left tackle. Was inactive for four games before being placed on injured reserve on Nov. 3, 2015.

- Against Baltimore (9/13), made his NFL debut as a starter at left tackle.
- At Detroit (9/27), started at left tackle but left the game with an injury.

#### COLLEGE:

- Started 42 of 48 games during his career at Colorado State, seeing time at all five positions along the offensive line in four seasons with the Rams.
- As a senior (2014), voted first-team All-Mountain West Conference after starting all 11 games played at left tackle. Graded out to 90 percent or above in every game while adding more than 60 knockdown blocks.

- As a junior (2013), started all 14 games at left tackle en route to earning second-team All-Mountain West honors. Helped block for Kapri Bibbs' school- and conference-record 31 rushing touchdowns.

- As a sophomore (2012), played 12 games with 10 starts, including at left tackle, left guard, right tackle and right guard. Played all five positions over the course of the season.

- As a redshirt freshman (2011), appeared in 11 games with seven starts at tackle and as an extra tight end.

- As a freshman (2010), redshirted.

- Majored in business administration at Colorado State.

#### PERSONAL:

- Attended St. Francis Catholic (Watsonville, Calif.) High School.

- Named the Santa Cruz Coast Athletic League Offensive and Defensive Lineman of the Year following his senior campaign.

- Played offensive tackle, defensive line, tight end and kicker for his high school team.

- Lettered in soccer, basketball and baseball in addition to handling kicking duties for the football team his junior season.

- His grandfather, Bill Sambrailo, played football at Santa Clara.

- His last name is pronounced sam-BRI-low.

- Follow Sambrailo on Instagram at @tysambo.

- Born Tyler Williams Sambrailo on March 10, 1992, in Watsonville, Calif.

## TY SAMBRAILO'S NFL STATISTICS

### REGULAR SEASON

Year	Team	GP	GS
2015	Denver	3	3
2016	Denver	10	4
2017	Atlanta	15	2
2018	Atlanta	16	4
2019	Atlanta	13	0
<b>NFL Totals</b>		<b>57</b>	<b>13</b>

### PLAYOFFS


Year	Team	GP	GS
2017	Atlanta	2	0
<b>NFL Totals</b>		<b>2</b>	<b>0</b>

### Starts Breakdown:

2015 - LT 3; 2016 - RT 4; 2017 - RT 2; 2018 - RT 3, LG 1

### Additional Career Statistics

Receptions - 35-yard touchdown at Tampa Bay (12/29/19)



# 98 JEFFERY SIMMONS

DEFENSIVE LINEMAN • 6'4" • 305 LBS • COLLEGE: MISSISSIPPI STATE  
 ACQUIRED: 1ST ROUND - 2019 • NFL EXPERIENCE: ROOKIE  
 HOMETOWN: MACON, MISS.  
 GAMES PLAYED/GAMES STARTED: 9/7 (PLAYOFFS: 3/0)

**PRO:** The Titans selected Jeffery Simmons with the 19th overall pick in the 2019 NFL Draft. Simmons began his rookie season on the non-football injury list due to a serious knee injury he suffered during training in February 2019. He missed the first six games of the season but was added to the 53-man roster in Week 7. He played a total of nine games (three starts) during the regular season and all three games in the playoffs. The 6-foot-4, 305-pound defensive lineman provides a rare blend of size, power and quickness. He was a first-team All-SEC selection as a sophomore and junior, adding second-team All-American as a junior. Following his junior season, he declared for the NFL Draft.

#### CAREER HIGHLIGHTS:

- As a rookie in 2019, Simmons totaled 40 tackles, two sacks, two tackles for loss, 14 quarterback pressures and one pass defended in nine games (seven starts). He added four tackles, three quarterback pressures and a fumble recovery in three playoff contests.
- As a junior in 2018, Simmons was named first-team All-SEC and second-team All-American after totaling 63 tackles, 17 tackles for loss and two sacks. His 17 tackles for loss led the team, ranked fourth in the SEC and were the third-most in single-season school history.

#### TITANS TIDBITS:

- During college Simmons was a two-time member of the SEC Academic Honor Roll.
- Simmons' brother, Dylan Bradley, played football at Southern Miss and then spent time with the Minnesota Vikings. His uncle, Jason Hatcher, played 10 total seasons with the Dallas Cowboys and Washington Redskins.
- Away from football, Simmons enjoys fishing and spending time outdoors.

#### CAREER TRANSACTIONS:

- The Macon, Miss., native was selected by the Titans in the first round (19th overall) of the 2019 NFL Draft.

#### SEASON RECAPS:

**2019 (9/7, 3/0):** Played in nine games with seven starts during his rookie campaign and collected 40 tackles, two sacks, 14 quarterback pressures, two tackles for loss and a pass defended. Spent the first six weeks of the season on the non-football injury list. Saw action in all three postseason contests and notched four tackles, three quarterback pressures and a fumble recovery. Led or tied for the team lead in sacks twice (vs. LAC, at OAK). Tied for the team lead in quarterback pressures once (at HOU). Saw action in his first career game and registered his first career sack against the L.A. Chargers (10/20/19). Made his first career start against Tampa Bay (10/27/19).

- Against L.A. Chargers (10/20), made his NFL debut as a reserve at defensive end and posted six tackles, including a sack, a stop for loss and two quarterback pressures. Teamed with Harold Landry to stonewall Melvin Gordon for a one-yard loss on a rush off right tackle in the opening quarter. Collected his first career sack by dropping Philip Rivers for a three-yard loss in the third quarter. Combined with Rashaan Evans to stop Gordon for no gain on first-and-goal during the final goal-line stand.
- Against Tampa Bay (10/27), notched his first career NFL start at defensive end and tallied four tackles and two quarterback pressures. Stonewalled Peyton Barber for no gain on a first-and-goal rush off right guard in the first quarter.
- At Indianapolis (12/1), started at defensive end and posted five tackles and three quarterback pressures. Teamed with Kamalei Correa to stuff

Jonathan Williams for a two-yard loss on a rush off left end in the opening quarter.

- At Oakland (12/8), started at defensive end and amassed five tackles, including a sack and a stop for loss. Stuffed DeAndré Washington for a two-yard loss on a rush off left end late in the first quarter. Halted a Raiders' drive by sacking Derek Carr for a four-yard loss on third-and-two in the third quarter.
- Against Houston (12/15), started at defensive end and totaled four tackles, two quarterback pressures and a pass defended. Halted a potential Texans' scoring drive by deflecting a Deshaun Watson pass at the line of scrimmage that was then intercepted by Jayon Brown in the end zone.
- At Houston (12/29), played as a reserve on the defensive front and recorded three tackles and three quarterback pressures.
- At New England (1/4), saw action as a reserve on the defensive front in his first career postseason contest and posted two tackles and a quarterback pressure.
- At Baltimore (1/11), played as a reserve at defensive end and recorded two tackles, a fumble recovery and two quarterback pressures. Set up the Titans' final touchdown by recovering a Lamar Jackson fumble after a Jurrell Casey strip-sack midway through the third quarter.

#### COLLEGE:

- During a three-year career as a defensive tackle at Mississippi State, Simmons appeared in 38 contests with 28 starts. He finished his career ranked sixth in school history with 32.5 in tackles for loss. He also tied for sixth in MSU annals with five forced fumbles and tied for fourth with three blocked kicks. His totals also included 163 tackles, seven sacks, seven passes defended and two defensive touchdowns. He was one of two players in the nation to be named a Bednarik Award Semifinalist in both 2017 and 2018.
- As a junior (2018), appeared in 13 games with 12 starts. Led the team and ranked fourth in the SEC with 17 tackles for loss, which made up the third-highest total in school history. Tied for second in the SEC among defensive linemen with 63 total tackles and added a pair of sacks, one forced a fumble and four passes defended. Collected two or more tackles for loss in six different games and had at least one in nine contests. Named a Bednarik Award Semifinalist and won the 2018 Conerly Trophy by the Mississippi Sports Hall of Fame and Museum as the top player in Mississippi. Also named second-team All-American (AP, The Athletic) and first-team All-SEC (AP, Coaches).
- As a sophomore (2017), started all 13 games and tallied 60 tackles, five sacks, 12 tackles for loss, 41 quarterback pressures, two forced fumbles, two fumble recoveries and one pass defended. With three total blocked kicks and punts, became the first SEC player since 2004 to lead the nation in the category. Named first-team All-SEC (AP, Coaches, PFF) and was a Bednarik Award Semifinalist. Added 2017 SEC Academic Honor Roll recognition.
- As a freshman (2016), played in 12 games with three starts at defensive tackle and finished with 40 tackles, 3.5 tackles for loss and four quarterback hurries. Led all SEC freshman and tied for the team lead with two forced fumbles. Became the first MSU defensive lineman to earn Freshman All-SEC honors since Chris Jones in 2013. Named to the SEC First-Year Academic Honor Roll.
- Majored in human development at Mississippi State.

#### PERSONAL:

- Has a son, Jeffery Jr.
- Attended Noxubee County (Macon, Miss.) High School, where he was

named the nation's No. 10 overall player and the No. 2 defensive end by Scout.com. Named a five-star prospect by Rivals.com and Scout.com and a four-star prospect by 247Sports.com and ESPN.com. Named the top-rated player in Mississippi by Rivals.com and 247Sports.com.

- As a high school senior in 2015, helped Noxubee County win its second straight MHSAA Class 4A State Championship with a 12-4 overall record. Finished second on the team with 105 tackles. Led the Tigers with 20.5 tackles for loss, 18.5 sacks, 21 quarterback hurries, three blocked field goals and two blocked punts. Also forced two fumbles, recovered two fumbles, broke up five passes and recorded an interception.
- His mother is Brenda Bradley. He has one brother, Dylan, and two sisters, Brooke and Ashley.

- List of favorites: (movie) "The Blind Side"; (TV show) "Martin"; (song on your pregame playlist) "The Man" by Aloe Blacc; (meal) chicken alfredo; (dessert) Pecan Pie; and (sports team as a child) L.A. Lakers with Kobe Bryant.
- Follow Simmons on Twitter at @grindsimmons94 and on Instagram at @jsimmons\_94.
- Born Jeffery Bernard Simmons Jr. on July 28, 1997, in Lasalle, La.

## JEFFERY SIMMONS' DEFENSIVE GAME-BY-GAME

### 2019 Tennessee Titans

Date	Opp	W/L	P/S	Tot Solo	Asst	Sk	-Yds	QBP	TFL	Int	-Yds	-TD	PD	FF	FR	-Yds	SpT
Sept 8	@ Cle	W	NFI														
Sept 15	Ind	L	NFI														
Sept 19	@ Jax	L	NFI														
Sept 29	@ Atl	W	NFI														
Oct 6	Buf	L	NFI														
Oct 13	@ Den	L	NFI														
Oct 20	LAC	W	p	6	5	1	1.0	3.0	2	1	0	0	0	0	0	0	0
Oct 27	TB	W	S	4	3	1	0.0	0.0	2	0	0	0	0	0	0	0	0
Nov 3	@ Car	L	S	4	1	3	0.0	0.0	1	0	0	0	0	0	0	0	0
Nov 10	KC	W	S	3	1	2	0.0	0.0	1	0	0	0	0	0	0	0	0

Nov 24	Jax	W	S	6	3	3	0.0	0.0	0	0	0	0	0	0	0	0	0
Dec 1	@ Ind	W	S	5	3	2	0.0	0.0	3	0	0	0	0	0	0	0	0
Dec 8	@ Oak	W	S	5	4	1	1.0	4.0	0	1	0	0	0	0	0	0	0
Dec 15	Hou	L	S	4	3	1	0.0	0.0	2	0	0	0	0	0	1	0	0
Dec 22	NO	L	IA														
Dec 29	@ Hou	W	p	3	2	1	0.0	0.0	3	0	0	0	0	0	0	0	0
<b>Totals</b>				<b>9-7</b>	<b>9/7</b>	<b>40</b>	<b>25</b>	<b>15</b>	<b>2.0</b>	<b>7.0</b>	<b>14</b>	<b>2</b>	<b>0</b>	<b>0</b>	<b>0</b>	<b>1</b>	<b>0</b>
<b>Playoffs</b>																	
Jan 4	@ NE	W	p	2	1	1	0.0	0.0	1	0	0	0	0	0	0	0	1
Jan 11	@ Bal	W	p	2	2	0	0.0	0.0	2	0	0	0	0	0	0	1	0
Jan 19	@ KC	L	p	0	0	0	0.0	0.0	0	0	0	0	0	0	0	0	0
<b>Totals</b>				<b>2-1</b>	<b>3/0</b>	<b>4</b>	<b>3</b>	<b>1</b>	<b>0.0</b>	<b>0.0</b>	<b>3</b>	<b>0</b>	<b>0</b>	<b>0</b>	<b>0</b>	<b>0</b>	<b>1</b>

## JEFFERY SIMMONS' NFL STATISTICS

### REGULAR SEASON

Year	Team	GP	GS	TACKLES						INTERCEPTIONS					FUMBLES				
				Tot	Solo	Asst	Sk	Yds	QBP	TFL	No	Yds	Lg	TD	PD	FF	FR	Yds	SpT
2019	Tennessee	9	7	40	25	15	2.0	7.0	14	2	0	0	0	0	1	0	0	0	0
<b>NFL Totals</b>		<b>9</b>	<b>7</b>	<b>40</b>	<b>25</b>	<b>15</b>	<b>2.0</b>	<b>7.0</b>	<b>14</b>	<b>2</b>	<b>0</b>	<b>0</b>	<b>0</b>	<b>0</b>	<b>1</b>	<b>0</b>	<b>0</b>	<b>0</b>	<b>0</b>

### PLAYOFFS

Year	Team	GP	GS	TACKLES						INTERCEPTIONS					FUMBLES				
				Tot	Solo	Asst	Sk	Yds	QBP	TFL	No	Yds	Lg	TD	PD	FF	FR	Yds	SpT
2019	Tennessee	3	0	4	3	1	0.0	0.0	3	0	0	0	0	0	0	0	1	0	0
<b>NFL Totals</b>		<b>3</b>	<b>0</b>	<b>4</b>	<b>3</b>	<b>1</b>	<b>0.0</b>	<b>0.0</b>	<b>3</b>	<b>0</b>	<b>0</b>	<b>0</b>	<b>0</b>	<b>0</b>	<b>0</b>	<b>0</b>	<b>1</b>	<b>0</b>	<b>0</b>

### Single-Game Highs

- Tackles - 6 (Twice, last vs. Jacksonville 11/24/19)
- Sacks - 1 (Twice, last at Oakland 12/8/19)
- Quarterback Pressures - 3 (Twice, last at Houston 12/29/19)
- Tackles For Loss - 1 (Twice, last at Oakland 12/8/19)
- Passes Defensed - 1 vs. Houston (12/15/19)

### Playoff Single-Game Highs

- Tackles - 2 (Twice, last at Baltimore 1/11/20)
- Quarterback Pressures - 2 at Baltimore (1/11/20)
- Fumble Recovery - 1 at Baltimore (1/11/20)



# 81 JONNU SMITH

**TIGHT END • 6'3" • 248 LBS • COLLEGE: FLORIDA INTERNATIONAL**  
**ACQUIRED: 3RD ROUND - 2017 • NFL EXPERIENCE (NFL/TITANS): 4/4**  
**HOMETOWN: OCALA, FLA.**  
**GAMES PLAYED/GAMES STARTED: 45/39 (PLAYOFFS: 5/4)**

**PRO:** The Titans selected Jonnu Smith in the third round (100th overall) of the 2017 NFL Draft. The 6-foot-3-inch, 248-pound tight end participated in every game as a rookie and ranked fifth among rookie tight ends in receptions (18). In 2018, he set then single-season career highs in every receiving category before having his second season cut short due to a knee injury. Smith played a pivotal role in the Titans' playoff berth in 2019, amassing career-highs with 35 receptions and 439 receiving yards. The Florida International product possesses the ability to flash after the catch and has the speed to attack all three levels of the field. He is also known for his strength and willingness to block in the run game.

### CAREER HIGHLIGHTS:

- In 2019, Smith ranked fourth on the team with a career-best 35 receptions, third on the squad with a career-high 439 receiving yards and tied a career-best with three receiving touchdowns.
- In 2018, Smith set then single-season career highs in receptions (20), receiving yards (258), receiving long (61t), and receiving touchdowns (3) despite missing the final three contests due to injury. His three receiving touchdowns ranked second on the squad.
- During the 2017 regular season, Smith was one of three rookie tight ends to appear in all 16 games (Gerald Everett and David Njoku) and one of two rookie tight ends with at least 13 starts (O.J. Howard). His 18 receptions, which resulted in 157 yards and two touchdowns, ranked fifth among all rookie tight ends.
- Smith finished his career as Florida International's all-time leader for tight ends in receptions and receiving yards. Smith ended his career ranking fourth on the school's career receptions list and fifth on the program's receiving yardage list. His 18 career receiving touchdowns rank third in school annals.
- As a sophomore (2014), led all college tight ends with 61 receptions, 710 receiving yards and eight touchdown catches.

### TITANS TIDBITS:

- Smith credits his mother, Karen, for his successes. Jonnu's father passed away as a result of a tow truck accident when he was four years old and his mother raised all six children by herself. "My mother is my rock. It was tough, but we always got what we needed—not necessarily what we wanted all the time—but what we needed. She was so strong all the time."
- Smith endured a lot of challenges as a youngster in Philadelphia and after his brother was arrested and one of his friends was killed on the streets, a decision needed to be made. His family didn't have the financial means to just uproot, so for his own safety Jonnu moved in with his mother's sister and brother-in-law, Darla and Mike Kirkland, in Ocala, Fla. He started playing high school football and even though he was far from a touted recruit, he earned a scholarship to Florida International where his play took off.
- Smith's best friend Willie "Quasim" Jefferson tragically died from a gun shot in October 2016. Jonnu gave his son the middle name Quasim in honor of him.

### CAREER TRANSACTIONS:

- The Philadelphia, Pa., native was selected by the Titans in the third round (100th overall) of the 2017 NFL Draft.

### SEASON RECAPS:

**2019 (16/14, 3/3):** Saw action in all 16 games with 14 starts at tight end and ranked fourth on the team with a career-best 35 receptions and third on the squad with a career-high 439 receiving yards. Notched three receiving

touchdowns. Rushed four times for 78 yards. Started all three postseason contests and tied for the team lead with six catches for 59 yards with a touchdown. Led or tied for the team lead in receptions three times in 2019 (vs. TB, vs. KC, at BAL). Led the team in receiving yards twice in 2019 (vs. BUF, vs. TB).

- At Cleveland (9/8), started at tight end in his return to the lineup and snared one reception for seven yards. Recorded his first career rush for 10 yards.
- Against Buffalo (10/6), started at tight end and caught one pass for 57 yards. Snared a screen pass and sprinted 57 yards to the Buffalo 21-yard line late in the third quarter.
- Against L.A. Chargers (10/20), started at tight end and caught three passes for a then career-best 64 receiving yards. Kickstarted the Titans' opening scoring drive with a 24-yard reception on the team's first play from scrimmage. Rumbled for a 35-yard gain on a short pass early in the third quarter.
- Against Tampa Bay (10/27), started at tight end and led the team with a career-high-tying six catches and a career-best 78 receiving yards with a touchdown. Gave the Titans a 7-3 lead with a five-yard touchdown grab in the first quarter. Kickstarted the Titans' second quarter scoring drive with a 26-yard catch over the middle.
- Against Kansas City (11/10), started at tight end and led the team with four catches for 30 yards.
- Against Jacksonville (11/24), started at tight end and rushed once for four yards. Set up the Titans' second touchdown by drawing a 16-yard pass interference penalty in the end zone on a pass from Derrick Henry in the third quarter.
- At Oakland (12/8), started at tight end and caught three passes for 29 yards with a touchdown. Made an acrobatic 17-yard touchdown catch in the back of the end zone for a 35-21 lead early in the fourth quarter.
- Against Houston (12/15), started at tight end and posted five catches for 60 yards to go along with a 57-yard rush which is the longest run by a tight end in the NFL since 1976. Set up the Titans' second touchdown with a 57-yard run off right end on the first play of the fourth quarter.
- Against New Orleans (12/22), played as a reserve at tight end and snared three passes for 63 yards with a touchdown. Got open over the middle and hauled in 41-yard touchdown pass giving the Titans a 7-0 lead in the first quarter. Tied his career high with his third touchdown reception of the season.
- At New England (1/4), started at tight end and caught one pass for nine yards.
- At Baltimore (1/11), started at tight end and tied for the team lead with two catches for 12 yards with a touchdown. Gave the Titans a 7-0 lead with an acrobatic 12-yard touchdown grab in the corner of the end zone on third-and-12 in the first quarter.
- At Kansas City (1/19), started at tight end and snared three receptions for 38 yards. Set up the Titans' first touchdown with a 22-yard reception down to the Chiefs' four-yard line in the first quarter.

**2018 (13/12):** Played in 13 games with 12 starts at tight end and snared 20 receptions for 258 yards. Finished second on the team with three receiving touchdowns. Placed on injured reserve on Dec. 11, 2018 and missed the final three games. Led the team in receptions once in 2018 (at IND). Tied for the team lead in receiving yards once in 2018 (at IND).

- At Miami (9/9), started at tight end and caught one pass for 12 yards. Extended the Titans' final scoring drive with a 12-yard catch on third-and-10 late in the fourth quarter.
- At Los Angeles Chargers in London (10/21), started at tight end and snared two passes for 11 yards.

- At Dallas (11/5), started at tight end and snared two receptions for 33 yards with a touchdown. Hauled in a 26-yard pass early in the third quarter. Gave the Titans a 21-14 lead with a seven-yard touchdown on a shovel pass in the third quarter.
- Against New England (11/11), started at tight end and collected three receptions for a career-best 45 yards with a touchdown. Gave the Titans an early 7-0 lead with a four-yard touchdown reception in the back of the end zone in the first quarter. Got the Titans' third scoring drive started with a 29-yard reception down the right sideline.
- At Indianapolis (11/18), started at tight end and led the team with a career-high six catches for a team-high-tying 44 receiving yards.
- At Houston (11/26), started at tight end and grabbed two receptions for 63 yards with a touchdown. Gave the Titans an early 10-0 lead with a 61-yard touchdown reception in the first quarter.
- Against N.Y. Jets (12/2), played as a reserve at tight end and caught two passes for 29 yards.
- Against Jacksonville (12/6), started at tight end and left the game midway through the second quarter with an injury.

**2017 (16/13, 2/1):** Played in all 16 games with 13 starts at tight end in his rookie campaign and snared 18 receptions for 157 yards with a pair of touchdowns. Saw action in both postseason contests with one start and grabbed three passes for 19 yards. Led or tied for the team lead in receptions twice (at MIA, vs. JAX). Registered his first career receiving touchdown at Jacksonville (9/17/17). Appeared in his first career NFL game and made his first career start against Oakland (9/10/17).

- Against Oakland (9/10), started at tight end in his NFL debut.
- At Jacksonville (9/17), started at tight end and snared two receptions for 30 yards, including his first career receiving touchdown. Gave the Titans a 30-3 lead with a 32-yard touchdown on a screen pass with 9:57 remaining in the fourth quarter.
- Against Seattle (9/24), started at tight end and caught a 24-yard touchdown pass. Helped block for Titans' ball carriers to collect 195 rushing yards on 35 carries (5.6 avg.). Increased the Titans lead to 23-14 with a 24-yard touchdown catch on a wheel route with 3:50 left to play in the third quarter.
- At Miami (10/8), started at tight end and led the team with five catches for 21 yards.
- Against Jacksonville (12/31), started at tight end and tied for the team lead with three receptions for 12 yards.
- At Kansas City (1/6), started at tight end and grabbed two receptions for 15 yards in his first career postseason game. Converted a critical third down with a 10-yard catch on third-and-two during the Titans' game-winning touchdown drive in the fourth quarter.
- At New England (1/13), played as a reserve at tight end and notched one catch for four yards before leaving the game late in the third quarter with an injury.

#### COLLEGE:

- In four seasons at Florida International (2013-16), Smith appeared in 43 career games and tallied 178 receptions for 2,001 yards with 18 touchdowns.
- As a senior (2016), started in 11 games for the Panthers and was a second team, All-Conference USA honoree. Caught 42 passes for 506 yards and four touchdowns. Became the fifth player in Florida International history to register over 2,000 yards receiving during a career (2,001 yards). Finished his career registering at least one reception in every game he played (43-straight – second-most in school history).
- As a junior (2015), started eight games for the Panthers and recorded 36 catches for 397 yards and four touchdowns. Finished fourth on the team in receptions, third in receiving yards and second in receiving touchdowns. Missed the final four games of the season due to injury.
- As a sophomore (2014), appeared and started in all 12 games for the Panthers and earned first team All-Conference USA honors. Led Florida

International with 710 yards on 61 catches and eight touchdowns. Also led all tight ends nationally in touchdowns, receiving yards and receptions. Set the school record for tight ends in receiving yards, touchdowns and receptions and his eight receiving touchdowns broke the previous school season-best of seven set by T.Y. Hilton (2008, 2011) and Cory McKinney (2002). The 710 receiving yards ranked seventh all-time at FIU for a season and his 61 catches were tied for fourth in a single year.

- As a freshman (2013), started all 12 games as a true freshman and earned All-Conference USA honorable mention honors as well as a spot on the league's All-Freshmen team. Led all Florida International players with 39 receptions for 388 yards and was the only FIU receiver to have a catch in all 12 games. Either led or tied for the team-lead in receptions or receiving yards in eight of 12 games. Was the first true freshman to lead the team in receptions and receiving yards since T.Y. Hilton in 2008.
- Majored in liberal studies at Florida International.

#### PERSONAL:

- Has a son, Jaiyen.
- Attended West Port (Ocala, Fla.) High School and was named to the 2012 Ocala Star Banner All-County first team and the 2012 Florida Athletic Coaches Association All-District 7 Football team.
- As a senior, posted a team leading 34 catches for 517 yards and two touchdowns.
- As a junior, notched nine receptions for 101 yards and two touchdowns.
- Also competed in weightlifting, finishing second in the county in the 219-pound weight class.
- List of favorites: (movie) all the "Halloween" Michael Myers' films; (TV show) "Stranger Things"; (musician or band) Meek Mill; (food) chicken and shrimp alfredo; (guilty pleasure) Swedish fish; (sports team as a child) Philadelphia Eagles and (athlete as a child) LeBron James.
- Follow Smith on Twitter at @EasyMoney\_87.
- Follow Smith on Instagram at @jonnusmith87.
- Born Jonnu Andre Smith on Aug. 22, 1995 in Philadelphia, Pa.

## JONNU SMITH'S GAME-BY-GAME

2017 Tennessee Titans					RECEIVING					2019 Tennessee Titans									
Date	Opp.	W/L	P/S	No	Yds	Avg	Lg	TD	Date	Opp.	W/L	P/S	No	Yds	Avg	Lg	TD		
Sept 10	Oak	L	S	0	0	-	0	0	Nov 11	NE	W	S	3	45	15.0	29	1		
Sept 17	@ Jax	W	S	2	30	15.0	32t	1	Nov 18	@ Ind	L	S	6	44	7.3	9	0		
Sept 24	Sea	W	S	1	24	24.0	24t	1	Nov 26	@ Hou	L	S	2	63	31.5	61t	1		
Oct 1	@ Hou	L	S	0	0	-	0	0	Dec 2	NYJ	W	p	2	29	14.5	18	0		
Oct 8	@ Mia	L	S	5	21	4.2	9	0	Dec 6	Jax	W	S	0	0	-	0	0		
Oct 16	Ind	W	p	1	10	10.0	10	0	Dec 16	@ NYG			Placed on injured reserve on Dec. 11, 2018						
Oct 22	@ Cle	W	S	2	22	11.0	14	0	Dec 22	Was									
Nov 5	Bal	W	S	0	0	-	0	0	Dec 30	Ind									
Nov 12	Cin	W	S	2	20	10.0	12	0	<b>Totals</b>				<b>7-6</b>	<b>13/12</b>	<b>20</b>	<b>258</b>	<b>12.9</b>	<b>61t</b>	<b>3</b>
Nov 16	@ Pit	L	p	0	0	-	0	0	<b>2019 Tennessee Titans RECEIVING</b>										
Nov 26	@ Ind	W	S	0	0	-	0	0	Date	Opp.	W/L	P/S	No	Yds	Avg	Lg	TD		
Dec 3	Hou	W	S	0	0	-	0	0	Sept 8	@ Cle	W	S	1	7	7.0	7	0		
Dec 10	@ Ari	L	S	0	0	-	0	0	Sept 15	Ind	L	S	0	0	-	0	0		
Dec 17	@ SF	L	p	1	5	5.0	5	0	Sept 19	@ Jax	L	S	2	20	10.0	20	0		
Dec 24	LAR	L	S	1	13	13.0	13	0	Sept 29	@ Atl	W	S	1	5	5.0	5	0		
Dec 31	Jax	W	S	3	12	4.0	5	0	Oct 6	Buf	L	S	1	57	57.0	57	0		
<b>Totals</b>		<b>9-7</b>	<b>16/13</b>	<b>18</b>	<b>157</b>	<b>8.7</b>	<b>32t</b>	<b>2</b>	Oct 13	@ Den	L	p	1	8	8.0	8	0		
<b>Playoffs</b>										Oct 20	LAC	W	S	3	64	21.3	35	0	
Jan 6	@ KC	W	S	2	15	7.5	10	0	Oct 27	TB	W	S	6	78	13.0	26	1		
Jan 13	@ NE	L	p	1	4	4.0	4	0	Nov 3	@ Car	L	S	3	18	6.0	7	0		
<b>Totals</b>		<b>1-1</b>	<b>2/1</b>	<b>3</b>	<b>19</b>	<b>6.3</b>	<b>10</b>	<b>0</b>	Nov 10	KC	W	S	4	30	7.5	9	0		
<b>2018 Tennessee Titans RECEIVING</b>										Nov 24	Jax	W	S	0	0	-	0	0	
Date	Opp.	W/L	P/S	No	Yds	Avg	Lg	TD	Dec 1	@ Ind	W	S	2	0	0.0	2	0		
Sept 9	@ Mia	L	S	1	12	12.0	12	0	Dec 8	@ Oak	W	S	3	29	9.7	17t	1		
Sept 16	Hou	W	S	0	0	-	0	0	Dec 15	Hou	L	S	5	60	12.0	23	0		
Sept 23	@ Jax	W	S	1	9	9.0	9	0	Dec 22	NO	L	p	3	63	21.0	41t	1		
Sept 30	Phi	W	S	0	0	-	0	0	Dec 29	@ Hou	W	S	0	0	-	0	0		
Oct 7	@ Buf	L	S	0	0	-	0	0	<b>Totals</b>				<b>9-7</b>	<b>16/14</b>	<b>35</b>	<b>439</b>	<b>12.5</b>	<b>57</b>	<b>3</b>
Oct 14	Bal	L	S	1	12	12.0	12	0	<b>Playoffs</b>										
Oct 21	@ LAC	L	S	2	11	5.5	8	0	Jan 4	@ NE	W	S	1	9	9.0	9	0		
Nov 5	@ Dal	W	S	2	33	16.5	26	1	Jan 11	@ Bal	W	S	2	12	6.0	12t	1		
									Jan 19	@ KC	L	S	3	38	12.7	22	0		
									<b>Totals</b>				<b>2-1</b>	<b>3/3</b>	<b>6</b>	<b>59</b>	<b>9.8</b>	<b>22</b>	<b>1</b>

## JONNU SMITH'S NFL STATISTICS

REGULAR SEASON				RECEIVING					RUSHING				
Year	Team	GP	GS	No	Yds	Avg	Lg	TD	Att	Yds	Avg	Lg	TD
2017	Tennessee	16	13	18	157	8.7	32t	2	0	0	-	0	0
2018	Tennessee	13	12	20	258	12.9	61t	3	0	0	-	0	0
2019	Tennessee	16	14	35	439	12.5	57	3	4	78	19.5	57	0
<b>NFL Totals</b>		<b>45</b>	<b>39</b>	<b>73</b>	<b>854</b>	<b>11.7</b>	<b>61t</b>	<b>8</b>	<b>4</b>	<b>78</b>	<b>19.5</b>	<b>57</b>	<b>0</b>
PLAYOFFS				RECEIVING					RUSHING				
Year	Team	GP	GS	No	Yds	Avg	Lg	TD	Att	Yds	Avg	Lg	TD
2017	Tennessee	2	1	3	19	6.3	10	0	0	0	-	0	0
2019	Tennessee	3	3	6	59	9.8	22	1	0	0	-	0	0
<b>NFL Totals</b>		<b>5</b>	<b>4</b>	<b>9</b>	<b>78</b>	<b>8.7</b>	<b>22</b>	<b>1</b>	<b>0</b>	<b>0</b>	<b>-</b>	<b>0</b>	<b>0</b>

### Single-Game Highs

Receptions - 6 (Twice, last vs. Tampa Bay 10/27/19)  
 Receiving Yards - 78 vs. Tampa Bay (10/27/19)  
 Long Reception - 61t at Houston (11/26/18)  
 Touchdowns - 1 (Eight times, last vs. New Orleans 12/22/19)  
 Rushes - 1 (Four times, last at Houston 12/29/19)  
 Rushing Yards - 57 vs. Houston (12/15/19)


### Playoff Single-Game Highs

Receptions - 3 at Kansas City (1/19/20)  
 Receiving Yards - 38 at Kansas City (1/19/20)  
 Long Reception - 22 at Kansas City (1/19/20)  
 Touchdowns - 1 at Baltimore (1/11/20)

### Additional Career Statistics

Misc. Tackles - 1 (2017), 1 (2018), 4 (2019)  
 Kickoff Returns - 1 for 16 yards (2019)





# 45 JOSH SMITH

OUTSIDE LINEBACKER • 6'4" • 240 LBS • COLLEGE: VANDERBILT  
 ACQUIRED: FREE AGENT - 2019 • NFL EXPERIENCE (NFL/TITANS): 1/1  
 HOMETOWN: MURFREESBORO, TENN.  
 GAMES PLAYED/GAMES STARTED: 0/0 (PLAYOFFS: 0/0)

**PRO:** The Titans signed Josh Smith to the team's practice squad during the 2019 season to add competition and bolster the team's depth at outside linebacker. The 6-foot-4-inch, 240-pounder appeared in 45 games with 13 starts over four seasons at Vanderbilt (2015-18). The Murfreesboro, Tenn. native also spent a portion of the 2019 preseason with the Titans.

#### TITANS TIDBITS:

- Smith's older brother, Emmanuel, also played linebacker at Vanderbilt and the brothers were teammates from 2015-17. Emmanuel was signed by the Kansas City Chiefs as a rookie free agent in 2018.
- Smith's father, Demetrius, played football at Middle Tennessee State University.
- In May 2018, Smith went to Australia to study biodiversity along the Gold Coast and Great Barrier Reef.

#### CAREER TRANSACTIONS:

- The Murfreesboro, Tenn. native was signed by the Titans as a free agent on Aug. 16, 2019.
- Waived injured by the Titans on Aug. 28, 2019.
- Signed by the Titans to the team's practice squad on Dec. 10, 2019.
- Signed by the Titans to a future's contract on Jan. 21, 2020.

#### SEASON RECAPS:

**2019 (0/0, 0/0 - Tennessee):** Spent three weeks of the regular season and all of the postseason on the Titans practice squad.

#### COLLEGE:

- Appeared in 45 games with 13 starts over four seasons (2015-18) at Vanderbilt. Totaled 92 tackles, 14 tackles for loss, six sacks, four passes defended, six quarterback hits and one forced fumble.
- As a senior (2018), started 12 games and set career-bests with 61 tackles, nine tackles for loss, 3.5 sacks, three passes defended, four quarterback hits and one forced fumble.

- As a junior (2017), appeared in 12 games and tallied 21 tackles, four tackles for loss, two sacks and one quarterback hurry.
- As a sophomore (2016), saw action in nine games with one start and notched three tackles, a half sack, one pass defended and one quarterback hurry.
- As a freshman (2015), played in 12 games and amassed seven tackles and 0.5 tackle for loss.
- Majored in environmental sociology at Vanderbilt.

#### PERSONAL:

- Attended Oakland (Tenn.) High School where he was a two-time first-team All-State and All-Region selection for the Patriots.
- Posted 128 tackles, 25 tackles for loss, nine sacks and four forced fumbles as a senior, while leading Oakland to a 14-2 record and a 6A state title.
- Has one brother, Emmanuel.
- Son of Demetrius and Stephanie Smith.
- Follow Smith on Twitter @j\_smitty31 and on Instagram @\_joshuadsmith.
- Born Joshua D. Smith on Feb. 25, 1997 in Nashville, Tenn.

## JOSH SMITH'S NFL STATISTICS

REGULAR SEASON		TACKLES									INTERCEPTIONS					FUMBLES			
Year	Team	GP	GS	Tot	Solo	Asst	Sk	Yds	QBP	TFL	No	Yds	Lg	TD	PD	FF	FR	Yds	SpT
2019	Tennessee																		
NFL Totals		0	0	0	0	0	0.0	0	0	0	0	0	0	0	0	0	0	0	0
PLAYOFFS		TACKLES									INTERCEPTIONS					FUMBLES			
Year	Team	GP	GS	Tot	Solo	Asst	Sk	Yds	QBP	TFL	No	Yds	Lg	TD	PD	FF	FR	Yds	SpT
2019	Tennessee																		
NFL Totals		0	0	0	0	0	0.0	0	0	0	0	0	0	0	0	0	0	0	0



# 23 TYE SMITH

CORNERBACK • 6'0" • 195 LBS • COLLEGE: TOWSON

ACQUIRED: FREE AGENT - 2017 • NFL EXPERIENCE (NFL/TITANS): 5/4

HOMETOWN: RALEIGH, N.C.

GAMES PLAYED/GAMES STARTED: 28/4 (PLAYOFFS: 5/2)

**PRO:** The Titans added free agent cornerback Tye Smith to the roster during the 2017 offseason to provide competition and flexibility in the secondary. The 6-foot, 195-pounder made the Titans' roster out of training camp in 2017 and set then career-highs with 11 tackles, an interception and eight special teams tackles. He spent the entire 2018 campaign on injured reserve, but bounced back to make a career-best 24 tackles in 2019. Smith entered the league as the Seattle Seahawks fifth-round pick (170th overall) in the 2015 NFL Draft. He spent the 2016 season on the Seahawks and Washington practice squads.

### CAREER HIGHLIGHTS:

- In 2019, Smith saw action in nine games and collected a career-best 24 tackles. He produced some big plays during the season, including a 63-yard touchdown return of a blocked field goal at Indianapolis and a forced fumble that was returned 47 yards by Jayon Brown at Oakland.
- In 2017, Smith played in a career-high 15 games in his first season with the Titans and posted 11 tackles, an interception and eight special teams stops.

### TITANS TIDBITS:

- In the spring of 2018, Smith hosted his first "Simple Greatness" youth football clinic at St. Augustine University in his hometown of Raleigh, N.C. Smith says Simple Greatness to him means, "It can't be measured. It means heart, dedication. It's all the intangibles that we as a society overlook because we look so much at things we can measure." Fellow NFL players Todd Gurley II, Jamison Crowder and Keith Marshall were special guest coaches.
- Smith enjoys volunteering his free time in the community and he helped raise money for Habitat for Humanity in 2018 with a bowling event and kids field day activity in his hometown of Raleigh, N.C.
- In May 2019, Smith held the second annual Simple Greatness Football Camp, hosting 300 kids for the free camp in Raleigh.
- He has his own website, [www.simplegns.com](http://www.simplegns.com).

### CAREER TRANSACTIONS:

- The Raleigh, N.C. native was selected by the Seattle Seahawks in the fifth round (170th overall) of the 2015 NFL Draft.
- Waived by the Seahawks on Sept. 3, 2016.
- Signed by the Seahawks to the team's practice squad on Sept. 8, 2016.
- Waived by the Seahawks on Sept. 20, 2016.
- Signed by Washington to the team's practice squad on Sept. 27, 2016.
- Signed by the Titans as a free agent on Jan. 1, 2017.
- Re-signed by the Titans as a free agent on March 17, 2019.
- Waived by the Titans on Nov. 2, 2019 and re-signed by the Titans on Nov. 5, 2019.
- Re-signed by the Titans as a free agent on April 21, 2019.

### SEASON RECAPS:

**2019 (9/3, 3/0 - Tennessee):** Played in nine games with three starts at cornerback and collected 24 tackles, two forced fumbles, four special teams stops and touchdown return on a blocked field goal. Was inactive for six games and spent one week off the roster. Appeared in all three postseason contests and recorded two special teams tackles. Led the team in special teams tackles three times in 2019 (at DEN, vs. LAC, at KC).

- At Denver (10/13), led the team with two special teams tackles on coverage units.
- At Indianapolis (12/1), saw action as a reserve at cornerback and posted eight tackles, a forced fumble and a blocked field goal returned for a

touchdown. Scooped up Dane Cruikshank's blocked field goal of Adam Vinatieri's 46-yard attempt and raced 63 yards for a touchdown to give the Titans a 24-17 lead late in the fourth quarter. Clinched the victory by forcing a Ross Travis fumble that was recovered by Kamalei Correa at the Titans' eight-yard line late in the fourth quarter.

- At Oakland (12/8), started at cornerback and amassed eight tackles and a forced fumble. Forced a Darren Waller fumble along the sideline that was scooped up by Jayon Brown and returned 47 yards for a touchdown early in the fourth quarter.
- Against Houston (12/15), started at cornerback and totaled four tackles.
- At Houston (12/29), started at cornerback and recorded four tackles.
- At Kansas City (1/19), tied for the team lead with two special teams tackles on coverage units.

**2018 (0/0 - Tennessee):** Placed on injured reserve on July 31 after suffering an injury during training camp.

**2017 (15/1, 2/2 - Tennessee):** Played in 15 games with one start at cornerback and set career-highs with 11 tackles, an interception and eight special teams tackles. Was inactive for one contest. Started his first two career postseason games and tallied eight tackles and two special teams stops. Collected his first career NFL interception at Miami (10/8/17). Made his first career NFL start at cornerback against the Los Angeles Rams (12/24/17). Led or tied for the team lead in special teams tackles twice in 2017 (vs. HOU, at SF).

- Against Oakland (9/10), saw action as a reserve on special teams and limited snaps as an extra cornerback. Posted his first career tackle on defense.
- At Miami (10/8), played as a reserve at cornerback and notched his first career interception. Notched two special teams tackles on coverage units. Registered his first career interception when he picked off a Jay Cutler pass that was deflected by Wesley Woodyard in the second quarter.
- Against Houston (12/3), tied for the team lead with two special teams tackles on coverage units.
- At San Francisco (12/17), led the team with two special teams tackles on coverage units.
- Against Los Angeles Rams (12/24), made his first career NFL start at cornerback and notched six tackles. Registered a special teams tackle on coverage units.
- Against Jacksonville (12/31), saw significant action as a reserve at cornerback and tallied four tackles.
- At Kansas City (1/6), started at cornerback and recorded five tackles in his first career postseason game. Posted a special teams tackle.
- At New England (1/13), started at cornerback and registered three tackles. Notched a special teams tackle on coverage units. Stopped James White for no gain on a rush off left tackle in the final stanza.

**2016 (0/0 - Seattle, Washington):** Spent time on the Seahawks and Washington practice squads.

**2015 (4/0 - Seattle):** Was inactive for most of the season but appeared in four games on special teams and recorded one special teams tackle.

- Against Chicago (9/27), made his NFL debut and posted one special teams tackle.

### COLLEGE:

- Appeared in 50 games with 42 starts over his four-year career at Towson. Recorded the fifth-most tackles in program history with 312, five interceptions with one returned for a touchdown, 28 passes defended, four

- sacks, five forced fumbles and two fumble recoveries.
- As a senior (2014), started all 12 games at cornerback. Posted 84 tackles, 2.5 tackles for loss, one interception, six passes defended, forced one fumble and recovered one fumble. Was first team All-CAA selection and AP FCS All-American as a senior.
- As a junior (2013), appeared in all 16 games and started 15. Recorded 103 tackles, 4.5 for loss, one sack, two interceptions, ranked eighth in the league in passes defended with 14, forced two fumbles and recovered one fumble. Named second team All-CAA and was a member of the preseason All-CAA team.
- As a sophomore (2012), started all 11 games for the Tigers. Had a team-leading 75 tackles, one interception, forced two fumbles and recovered one fumble. Earned third team All-CAA honors.
- As a freshman (2011), appeared in 11 games and made four starts as a true freshman. Posted 49 tackles, two interceptions for 45 yards, forced one fumble and recovered one fumble.
- Majored in sports management and minored in business at Towson.

**PERSONAL:**

- Attended Wakefield (N.C.) High School where he played cornerback, wide receiver and returned kicks. Posted 88 tackles, four interceptions, eight pass breakups and three tackles for loss as a senior. Also caught 16 passes for 307 yards and three touchdowns on offense and tallied 515 yards as a return specialist in 2010.
- Son of Willie and Keyya Frederick.
- Has eight siblings.
- List of favorites: (movie) the "Bourne Series"; (musician or band) Lil Wayne; (athlete) LeBron James; (book) "A New Earth: Awakening Your Life's Purpose" by Eckhart Tolle; (hobbies) bowling, fishing and playing Xbox.
- Follow Smith on Instagram at @TyeSmith.
- Follow Smith on Twitter at @TyeSmithCB.

- Born Tye Smith on May 3, 1993 in Raleigh, N.C.

**TYE SMITH'S GAME-BY-GAME**

**2015 Seattle Seahawks**

Date	Opp	W/L	P/S	Tot Solo Asst	Sk - Yds	QBP	TFL	Int - Yds -TD	PD	FF	FR - Yds	SpT
Sept 13	@ StL	L	DNP									
Sept 20	@ GB	L	IA									
Sept 27	Chi	W	p	0 0 0	0.0 0.0	0	0	0 0 0 0 0 0 0 0	0	0	0	1
Oct 5	Det	W	p	0 0 0	0.0 0.0	0	0	0 0 0 0 0 0 0 0	0	0	0	0
Oct 11	@ Cin	L	IA									
Oct 18	Car	L	IA									
Oct 22	@ SF	WDNP										
Nov 1	@ Dal	W	IA									
Nov 15	Ari	L	IA									
Nov 22	SF	W	IA									
Nov 29	Pit	W	IA									
Dec 6	@ Min	W	IA									
Dec 13	@ Bal	W	IA									
Dec 20	Cle	W	p	0 0 0	0.0 0.0	0	0	0 0 0 0 0 0 0 0	0	0	0	0
Dec 27	StL	L	p	0 0 0	0.0 0.0	0	0	0 0 0 0 0 0 0 0	0	0	0	0
Jan 3	@ Ari	W	IA									
<b>Totals</b>			<b>10-6</b>	<b>4/0</b>	<b>0 0 0</b>	<b>0.0 0.0</b>	<b>0</b>	<b>0 0 0 0 0 0 0 0</b>	<b>0</b>	<b>0</b>	<b>0</b>	<b>1</b>

**2017 Tennessee Titans**

Date	Opp	W/L	P/S	Tot Solo Asst	Sk - Yds	QBP	TFL	Int - Yds -TD	PD	FF	FR - Yds	SpT
Sept 10	Oak	L	p	1 1 0	0.0 0.0	0	0	0 0 0 0 0 0 0 0	0	0	0	0
Sept 17	@ Jax	W	IA									
Sept 24	Sea	W	p	0 0 0	0.0 0.0	0	0	0 0 0 0 0 0 0 0	0	0	0	0
Oct 1	@ Hou	L	p	0 0 0	0.0 0.0	0	0	0 0 0 0 0 0 0 0	0	0	0	0
Oct 8	@ Mia	L	p	0 0 0	0.0 0.0	0	0	1 14 0 1 0 0 0 0	0	0	0	2
Oct 16	Ind	W	p	0 0 0	0.0 0.0	0	0	0 0 0 0 0 0 0 0	0	0	0	0
Oct 22	@ Cle	W	p	0 0 0	0.0 0.0	0	0	0 0 0 0 0 0 0 0	0	0	0	0
Nov 5	Bal	W	p	0 0 0	0.0 0.0	0	0	0 0 0 0 0 0 0 0	0	0	0	1
Nov 12	Cin	W	p	0 0 0	0.0 0.0	0	0	0 0 0 0 0 0 0 0	0	0	0	0
Nov 16	@ Pit	L	p	0 0 0	0.0 0.0	0	0	0 0 0 0 0 0 0 0	0	0	0	0
Nov 26	@ Ind	W	p	0 0 0	0.0 0.0	0	0	0 0 0 0 0 0 0 0	0	0	0	0
Dec 3	Hou	W	p	0 0 0	0.0 0.0	0	0	0 0 0 0 0 0 0 0	0	0	0	2

Dec 10	@ Ari	L	p	0 0 0	0.0 0.0	0	0	0 0 0 0 0 0 0 0	0	0	0	0
Dec 17	@ SF	L	p	0 0 0	0.0 0.0	0	0	0 0 0 0 0 0 0 0	0	0	0	2
Dec 24	LAR	L	S	6 6 0	0.0 0.0	0	0	0 0 0 0 0 0 0 0	0	0	0	1
Dec 31	Jax	W	p	4 3 1	0.0 0.0	0	0	0 0 0 0 0 0 0 0	0	0	0	0
<b>Totals</b>		<b>9-7</b>	<b>15/1</b>	<b>11 10 1</b>	<b>0.0 0.0</b>	<b>0</b>	<b>0</b>	<b>0 0 1 14 0 1</b>	<b>0</b>	<b>0</b>	<b>0</b>	<b>8</b>

**Playoffs**

Jan 6	@ KC	W	S	5 4 1	0.0 0.0	0	0	0 0 0 0 0 0 0 0	0	0	0	1
Jan 13	@ NE	L	S	3 2 1	0.0 0.0	0	0	0 0 0 0 0 0 0 0	0	0	0	1
<b>Totals</b>		<b>1-1</b>	<b>2/2</b>	<b>8 6 2</b>	<b>0.0 0.0</b>	<b>0</b>	<b>0</b>	<b>0 0 0 0 0 0 0 0</b>	<b>0</b>	<b>0</b>	<b>0</b>	<b>2</b>

**2019 Tennessee Titans**

Date	Opp	W/L	P/S	Tot Solo Asst	Sk - Yds	QBP	TFL	Int - Yds -TD	PD	FF	FR - Yds	SpT
Sept 8	@ Cle	W	IA									
Sept 15	Ind	L	IA									
Sept 19	@ Jax	L	p	0 0 0	0.0 0.0	0	0	0 0 0 0 0 0 0 0	0	0	0	0
Sept 29	@ Atl	W	IA									
Oct 6	Buf	L	IA									
Oct 13	@ Den	L	p	0 0 0	0.0 0.0	0	0	0 0 0 0 0 0 0 0	0	0	0	2
Oct 20	LAC	W	p	0 0 0	0.0 0.0	0	0	0 0 0 0 0 0 0 0	0	0	0	1
Oct 27	TB	W	p	0 0 0	0.0 0.0	0	0	0 0 0 0 0 0 0 0	0	0	0	0
Nov 3	@ Car	L	NOR									
Nov 10	KC	W	IA									
Nov 24	Jax	W	IA									
Dec 1	@ Ind	W	p	8 6 2	0.0 0.0	0	0	0 0 0 0 0 0 0 0	1	0	0	0
Dec 8	@ Oak	W	S	8 6 2	0.0 0.0	0	0	0 0 0 0 0 0 0 0	1	0	0	0
Dec 15	Hou	L	S	4 3 1	0.0 0.0	0	0	0 0 0 0 0 0 0 0	0	0	0	0
Dec 22	NO	L	p	0 0 0	0.0 0.0	0	0	0 0 0 0 0 0 0 0	0	0	0	1
Dec 29	@ Hou	W	S	4 4 0	0.0 0.0	0	0	0 0 0 0 0 0 0 0	0	0	0	0
<b>Totals</b>		<b>9-7</b>	<b>9/3</b>	<b>24 19 5</b>	<b>0.0 0.0</b>	<b>0</b>	<b>0</b>	<b>0 0 0 0 0 0 2 0</b>	<b>0</b>	<b>2</b>	<b>0</b>	<b>4</b>

**Playoffs**

Jan 4	@ NE	W	p	0 0 0	0.0 0.0	0	0	0 0 0 0 0 0 0 0	0	0	0	0
Jan 11	@ Bal	W	p	0 0 0	0.0 0.0	0	0	0 0 0 0 0 0 0 0	0	0	0	0
Jan 19	@ KC	L	p	0 0 0	0.0 0.0	0	0	0 0 0 0 0 0 0 0	0	0	0	2
<b>Totals</b>		<b>2-1</b>	<b>3/0</b>	<b>0 0 0</b>	<b>0.0 0.0</b>	<b>0</b>	<b>0</b>	<b>0 0 0 0 0 0 0 0</b>	<b>0</b>	<b>0</b>	<b>0</b>	<b>2</b>

## TYE SMITH'S NFL STATISTICS

REGULAR SEASON				TACKLES								INTERCEPTIONS					FUMBLES			
Year	Team	GP	GS	Tot	Solo	Asst	Sk	Yds	QBP	TFL	No	Yds	Lg	TD	PD	FF	FR	Yds	SpT	
2015	Seattle	4	0	0	0	0	0.0	0.0	0	0	0	0	0	0	0	0	0	0	0	1
2016	Seattle/Wash	0	0																	
Practice Squad																				
2017	Tennessee	15	1	11	10	1	0.0	0.0	0	0	1	14	14	0	1	0	0	0	0	8
2018	Tennessee	0	0																	
Injured Reserve																				
2019	Tennessee	9	3	24	19	5	0.0	0.0	0	0	0	0	0	0	0	2	0	0	0	4
<b>NFL Totals</b>		<b>28</b>	<b>4</b>	<b>35</b>	<b>29</b>	<b>6</b>	<b>0.0</b>	<b>0.0</b>	<b>0</b>	<b>0</b>	<b>1</b>	<b>14</b>	<b>14</b>	<b>0</b>	<b>1</b>	<b>2</b>	<b>0</b>	<b>0</b>	<b>0</b>	<b>13</b>

PLAYOFFS				TACKLES								INTERCEPTIONS					FUMBLES			
Year	Team	GP	GS	Tot	Solo	Asst	Sk	Yds	QBP	TFL	No	Yds	Lg	TD	PD	FF	FR	Yds	SpT	
2017	Tennessee	2	2	8	6	2	0.0	0.0	0	0	0	0	0	0	0	0	0	0	0	2
2019	Tennessee	3	0	0	0	0	0.0	0.0	0	0	0	0	0	0	0	0	0	0	0	2
<b>NFL Totals</b>		<b>5</b>	<b>2</b>	<b>8</b>	<b>6</b>	<b>2</b>	<b>0.0</b>	<b>0.0</b>	<b>0</b>	<b>0</b>	<b>0</b>	<b>0</b>	<b>0</b>	<b>0</b>	<b>0</b>	<b>0</b>	<b>0</b>	<b>0</b>	<b>0</b>	<b>4</b>

### Single-Game Highs

Tackles - 8 (Twice, last at Oakland 12/8/19)

Interceptions - 1 at Miami (10/8/17)

Forced Fumbles - 2 (Twice, last at Oakland 12/8/19)

Special Teams Tackles - 2 (Four times, last at Denver 10/13/19)

### Playoff Single-Game Highs

Tackles - 5 at Kansas City (1/6/18)

Special Teams Tackles - 2 at Kansas City (1/19/20)

### Additional Statistics

Touchdowns - 1, 63-yard field goal block return at Indianapolis (12/1/19)



# 17 RYAN TANNEHILL

QUARTERBACK • 6'4" • 217 LBS • COLLEGE: TEXAS A&M  
 ACQUIRED: TRADE (MIA) - 2019  
 NFL EXPERIENCE (NFL/TITANS): 8/1 • HOMETOWN: BIG SPRING, TEXAS  
 GAMES PLAYED/GAMES STARTED: 100/98 (PLAYOFFS: 3/3)



## Pro Bowl: 2019

**PRO:** The Titans traded for Ryan Tannehill in the 2019 offseason, bringing an experienced, veteran leader to the team. He took control as the team's starting quarterback by midseason and subsequently led the Titans to the playoffs and an AFC championship game appearance. In the process, he set single-season franchise records and led the NFL with a 117.5 passer rating and a passing average of 9.6 yards per attempt. His play led to his first career Pro Bowl appearance. He was rewarded with a multi-year contract extension in March 2020. Tannehill spent his first seven seasons as a member of the Miami Dolphins after being selected in the first round of the 2012 NFL Draft. He started 88 games over six seasons in South Florida and accumulated 20,434 passing yards and 123 touchdown passes. The Texas A&M product has also shown mobility as a signal caller, having rushed for 1,395 career yards and 10 touchdowns through 2019.

## CAREER HIGHLIGHTS:

- In his first season in Tennessee, Tannehill led the Titans to a 9-4 combined record as a starter in the regular season and playoffs and won the NFL Comeback Player of the Year Award. He earned his first Pro Bowl invitation after leading the NFL in passer rating (117.5) and passing average (9.6 yards per attempt) and ranking third in completion percentage (70.3). He set club records in all three categories.
- He was named AFC Offensive Player of the Month for December 2019 after completing 90 of 132 passes for 1,322 yards with 12 touchdowns and two interceptions. His passer rating for the calendar month was 124.6, which led the AFC.
- Tannehill made his first career playoff appearance at the conclusion of the 2019 campaign and helped lead the Titans to a wild card win at New England and a divisional round victory at Baltimore.
- During his seven seasons (2012-18) in Miami, Tannehill passed for at least 3,000 yards four times and more than 4,000 yards twice. He totaled 16 career 300-yard passing games, which is the second-most in Dolphins history.
- Tannehill engineered 17 career fourth-quarter comebacks during the first eight seasons of his career.
- In 2015, Tannehill posted 4,208 passing yards with 24 touchdowns and set a then-NFL record with 25 consecutive completions. His 4,208 passing yards was the fifth-highest single-season total in Dolphins history and most by a Dolphins quarterback other than Dan Marino.
- In 2014, Tannehill passed for 4,045 yards with 27 touchdowns for a 92.8 passer rating. He registered a career-best 311 rushing yards with a touchdown. His 392 completions were the most in Dolphins history.

## TITANS TIDBITS:

- Ryan founded the Tannehill's A.C.E.S. (Achieving Community Educations Success) program with wife, Lauren, which consisted of 17 sophomores from American Senior High School and is focused on awarding scholarships to the participating students who strive for good grades and took on an active role in their community by hosting monthly events to reward the students and help them give back to the community.
- Ryan's father, Tim, played wide receiver at Texas Tech from 1985-87.

## CAREER TRANSACTIONS:

- The Big Spring, Texas, native was originally selected by the Miami Dolphins in the first round (eighth overall) of the 2012 NFL Draft.
- Traded by the Dolphins to the Titans along with a 2019 sixth-round pick for a 2019 seventh-round draft pick and a 2020 fourth-round draft choice on March 15, 2019.

## SEASON RECAPS:

- 2019 (12/10, 3/3 - Tennessee):** Named to his first career Pro Bowl. Named the NFL's Comeback Player of the Year. Played in 12 games with 10 starts at quarterback and led the NFL with a 117.5 passer rating and ranked third in the NFL with a 70.3 completion percentage. Established the fourth-highest single-season passer rating in NFL history. Completed 201 of 286 passes for 2,742 yards with 22 touchdowns and six interceptions. Became the third qualifying passer in NFL history to have a season with at least a 70.0 completion percentage and an average of at least 9.0 yards per attempt, joining Sammy Baugh and Joe Montana. Established new franchise single-season records for completion percentage (70.7) and yards per attempt (9.6). Rushed 43 times for 185 yards with four rushing touchdowns. Did not play in four games. Started all three postseason contests and connected on 36 of 60 passes for 369 yards with five touchdowns and an interception for a 98.5 passer rating. Rushed 13 times for 35 yards with a rushing score. Has posted 30 career games with a 100.0 or better passer rating, including eight in 2019 (vs. LAC, vs. TB, vs. KC, vs. JAX, at IND, at OAK, vs. NO, at HOU). Has registered 19 career games with at least 300 passing yards, including three in 2019 (vs. LAC, at CAR, at OAK). Has engineered 16 career game-winning drives (including the playoffs), defined as when the team trailed or was tied in the fourth quarter or overtime, including three in 2019 (vs. LAC, vs. TB, vs. KC). Named the AFC Offensive Player of the Month for December, after completing 90 of 132 passes for 1,322 yards with 12 touchdowns and two interceptions. His passer rating for the calendar month was 124.6, which led the AFC.
- At Denver (10/13), entered the game in the third quarter and completed 13 of 16 passes for 144 yards with an interception. Rushed once for six yards.
  - Against L.A. Chargers (10/20), started at quarterback and completed 23 of 29 passes for 312 yards with two touchdowns and an interception for a 120.1 passer rating. Rushed five times for seven yards. Set a new career-high by completing 79.3 percent of his passes. Evened the score at 10-10 with an eight-yard touchdown strike to Corey Davis late in the second quarter. Extended the Titans' second touchdown drive with a pair of conversions: a two-yard sneak on third-and-two and a 14-yard pass to Adam Humphries on third-and-11. Gave the Titans a 16-10 lead with a five-yard touchdown pass to Tajaé Sharpe in the back of the end zone on third-and-goal early in the fourth quarter. Kept the Titans' final touchdown drive alive with a 38-yard completion to Corey Davis on third-and-one in the final stanza.
  - Against Tampa Bay (10/27), connected on 21 of 33 passes for 193 yards with three touchdowns for a 109.8 passer rating. Gave the Titans a 7-3 lead with a five-yard touchdown strike to Jonnu Smith in the first quarter. Increased the Titans lead to 14-3 with a six-yard touchdown pass to Tajaé Sharpe on third-and-goal late in the first stanza. Gave the Titans a 27-23 lead with an eight-yard touchdown strike to A.J. Brown on third-and-eight midway through the fourth quarter.
  - At Carolina (11/3), completed 27 of 39 passes for 331 yards with a touchdown and two interceptions. Rushed four times for 38 yards with a score. Extended the Titans' second touchdown drive with a pair of third-down conversions: a 25-yard pass to Adam Humphries on third-and-two and a 35-yard bomb to A.J. Brown on third-and-seven. Found Derrick Henry for a 23-yard touchdown reception on a screen in the fourth quarter. Cut the Panthers' lead to 30-20 with a 10-yard touchdown run with less than three minutes remaining in the game.
  - Against Kansas City (11/10), completed 13 of 19 passes for 181 yards with two touchdowns for a 133.9 passer rating. Rushed three times for 37 yards. Added a two-point conversion rushing score. Kickstarted the Titans' initial scoring drive with a deep 52-yard pass to Kalif Raymond to the Kansas City 21-yard line in the second quarter. Found Anthony

Firkser for a nine-yard touchdown pass in the second quarter. Extended a Titans' touchdown drive with a 12-yard run on third-and-10 early in the fourth quarter. Gave the Titans the lead by finding Adam Humphries for a 23-yard touchdown strike with 23 seconds remaining in the fourth quarter. Increased the lead to 35-32 with an extra effort, two-point conversion run.

- Against Jacksonville (11/24), completed 14 of 18 passes for 259 yards with two touchdowns for a 155.8 passer rating. Rushed seven times for 40 yards with a career-best two rushing scores. Extended the Titans' opening touchdown drive with a six-yard pass to Adam Humphries on third-and-four in the second quarter. Gave the Titans a 7-0 lead with a 21-yard touchdown run on a bootleg in the second stanza. Kickstarted the Titans' touchdown drive to open the second half with a 35-yard pass to A.J. Brown. Extended the Titans' lead to 14-3 with a one-yard touchdown toss to Dennis Kelly early in the third quarter. Increased the Titans lead to 35-3 with a 65-yard touchdown strike to Brown in the third stanza. Collected his career-best second rushing touchdown with a three-yard score on third-and-one in the fourth quarter.

- At Indianapolis (12/1), completed 17 of 22 passes for 182 yards with two touchdowns for a 131.2 passer rating. Rushed four times for five yards. Evened the score at 7-7 with a 13-yard touchdown pass to Adam Humphries on third-and-eight in the opening stanza. Sealed the victory with a 40-yard touchdown strike to Kalif Raymond on third-and-six late in the fourth quarter.

- At Oakland (12/8), named AFC Offensive Player of the Week after completing 21 of 27 passes for 391 yards with three touchdowns and an interception for a 140.4 passer rating. Rushed four times for 19 yards. His passer rating of 140.4 was the second-best single-game mark of his career in a contest in which he attempted at least 20 passes. Gave the Titans a 14-7 advantage with a career-long 91-yard touchdown bomb to A.J. Brown early in the second quarter. Gave the Titans a 21-14 lead with a 16-yard touchdown pass to Brown on third-and-13 in the second quarter. Found Jonnu Smith in the back of the end zone for a 17-yard touchdown and a 35-21 lead early in the fourth quarter.

- Against Houston (12/15), completed 22 of 36 passes for 279 yards with two touchdowns and an interception. Rushed three times for 10 yards with a score. Connected with A.J. Brown for a 60-yard reception down the right sideline in the opening quarter. Cut the Texans' lead to 14-7 with a one-yard touchdown run on fourth-and-goal in the third quarter. Evened the score at 14-14 with a five-yard touchdown strike to Brown early in the fourth quarter. Found Dion Lewis for an 11-yard touchdown toss late in the final stanza.

- Against New Orleans (12/22), completed 17 of 27 passes for 272 yards with three touchdowns for a 133.6 passer rating. Gave the Titans a 7-0 lead with a 41-yard touchdown strike to Jonnu Smith in the first quarter. Cut the Saints lead to 24-21 with a 36-yard touchdown pass to Tajaé Sharpe on third-and-one in the third quarter. Found Sharpe in the back of the end zone for a seven-yard touchdown on third-and-two midway through the fourth quarter.

- At Houston (12/29), started at quarterback in his 100th career game and completed 13 of 20 passes for 198 yards with two touchdowns for a 130.8 passer rating. Registered his seventh consecutive game with at least two touchdown passes, the best streak of his career. Rushed five times for 20 yards. Evened the score at 7-7 with a 51-yard touchdown toss to A.J. Brown on third-and-five in the opening quarter. Extended the Titans' second touchdown drive with three third-down conversions: a 12-yard connection to Corey Davis on third-and-nine, a 13-yard completion to Tajaé Sharpe on third-and-eight and a five-yard strike to Davis on third-and-two. Gave the Titans a 14-7 lead with a one-yard touchdown pass to MyCole Pruitt early in the second quarter. Set up the Titans' fourth touchdown with a 47-yard bomb to Brown down to the Houston one-yard line early in the fourth quarter.

- At New England (1/4), started at quarterback in his postseason debut and completed eight of 15 passes for 72 yards with a touchdown and an interception. Rushed four times for 11 yards. Gave the Titans a 7-3 lead with a 12-yard touchdown strike to Anthony Firkser on third-and-10 in the first quarter. Converted a key third-and-eight with an 11-yard toss to Firkser along the sideline allowing the offense to run more clock late in the fourth quarter.

- At Baltimore (1/11), connected on seven of 14 passes for 88 yards with two touchdowns for a 109.5 passer rating. Rushed six times for 13 yards with a score. Gave the Titans a 7-0 lead with a 12-yard touchdown connection to Jonnu Smith in the corner of the end zone on third-and-12 in the first quarter. Increased the Titans lead to 14-0 with a 45-yard touchdown bomb to Kalif Raymond early in the second quarter. Found the end zone for a

one-yard touchdown run on an option play in the third stanza.

- At Kansas City (1/19), started at quarterback and completed 21 of 31 passes for 209 yards with two touchdowns for a 108.1 passer rating. Rushed three times for 11 yards. Kickstarted the Titans' first scoring drive with a 37-yard connection to A.J. Brown on the second play from scrimmage. Kept the Titans' first touchdown drive alive with a three-yard pass to Adam Humphries on fourth-and-two in the first stanza. Increased the Titans lead to 17-7 with a one-yard touchdown toss to Dennis Kelly in the second stanza. Cut the Chiefs' lead to 35-24 with a 22-yard scoring connection to Anthony Firkser in the final quarter.

**2018 (10/10 - Miami):** Started 10 games and completed 158 of 243 passes for 1,832 yards with 17 touchdowns. Tallied 30 carries for 136 yards. Was inactive for five games. Served as a season-long team captain.

- Against Tennessee (9/9), connected on 20 of 28 passes for 230 yards with two touchdowns. Completed a 75-yard pass to Kenny Stills in the fourth quarter to give Miami a 24-10 lead. It was the second-longest completion of his career.

- Against Oakland (9/23), completed 17 of 23 passes for 289 yards with three touchdowns for a 155.3 passer rating.

- Against New England (12/2), completed 14 of 19 passes for 265 yards with three touchdowns for a 155.2 passer rating. Eclipsed 20,000 career passing yards, becoming the third quarterback in Dolphins history to accomplish the feat. Led his 14th career fourth quarter comeback, connecting on a 69-yard pass that was double-lateraled to Kenyan Drake for a game-winning touchdown on the final play of the game known as "The Miami Miracle."

**2017 (0/0 - Miami):** Missed the entire season after being placed on injured reserve on Aug. 12.

**2016 (13/13 - Miami):** Started 13 games and completed 261 of 389 passes for 2,995 yards with 19 touchdowns. Produced 39 carries for 164 yards with a touchdown. Was inactive for three games. His 67.1 completion percentage was the second-highest single-season completion percentage in franchise history.

- Against Buffalo (10/23), made good on 15 of 25 passes for 204 yards with a touchdown. Completed a 66-yard touchdown pass to Kenny Stills with 2:24 left to give Miami a two-score lead.

- At Los Angeles Rams (11/20), completed 24 of 34 passes for 172 yards with two touchdowns. Registered two carries for 19 yards. Hit DeVante Parker for a nine-yard touchdown pass to give Miami the lead with 36 seconds left. Marked the 13th come-from-behind win of his career. In Miami's final two drives, completed 12 of 13 passes for 115 yards and two scores. Became the franchise's all-time leading rusher as a quarterback, surpassing Hall of Fame quarterback Bob Griese (994).

- Against San Francisco (11/27), connected on 20 of 30 passes for 285 yards with three touchdowns for a 130.6 passer rating.

- At Pittsburgh (1/8), was inactive for the Wild Card matchup.

**2015 (16/16 - Miami):** Started all 16 games and completed 363 of 586 passes for 4,208 yards with 24 touchdowns. Set a then NFL record with 25 consecutive completions on Oct. 18 (at Tennessee) and Oct. 25 (vs. Houston). His 4,208 passing yards was the fifth-highest single-season total in team history and most by a Dolphins quarterback other than Dan Marino. His 24 touchdown passes marked the third straight season he passed for 20 or more touchdowns, joining Marino as the only Dolphins quarterback to accomplish the feat.

- At Jacksonville (9/20), connected on 30 of 44 passes for 359 yards with two touchdowns for a 108.0 passer rating.

- Against Buffalo (9/27), completed 26 of 49 passes for 297 yards and two touchdowns. Set a team record with 160 consecutive passes without an interception, breaking Dan Marino's mark.

- Against Houston (10/25), named AFC Offensive Player of the Week and FedEx Air NFL Player of the Week by completing 18 of 19 passes for 282 yards with four touchdowns for a perfect 158.3 passer rating. His 94.7 completion percentage was a single-game team record. Became the first NFL quarterback since Randall Cunningham in 1998 to complete three 50-yard touchdown passes in the first half of a game.

**2014 (16/16 - Miami):** Started all 16 games and completed 392 of 590 passes for 4,045 yards with 27 touchdowns for a 92.8 passer rating. Registered 56 carries for 311 yards with a touchdown. His 392 completions were the most in team history and his 590 pass attempts were the fourth-most in team history. Completed 70 percent of passes in five consecutive

games (Nov. 2 to Dec. 1), setting a team record. His 27 touchdown passes were the sixth-most in team history and the most by anyone other than Dan Marino.

- Against San Diego (11/2), connected on 24 of 34 passes for 288 yards with three touchdowns for a season-high 125.6 passer rating.
- At N.Y. Jets (12/1), completed 25 of 35 passes for 235 yards. Engineered a game-winning drive that led to a 26-yard field goal with 1:57 left to give Miami the 16-13 victory.
- Against Minnesota (12/21), connected on 35 of 47 passes for 396 yards with four touchdowns for a 118.8 passer rating. His 396 passing yards marked the eighth 300-yard game of his career, moving him into second place in team history in the category.

**2013 (16/16 - Miami):** Started all 16 games and completed 355 of 588 passes for 3,913 yards with 24 touchdowns for an 81.7 passer rating. Tallied 40 carries for 238 yards with a touchdown.

- At Atlanta (9/22), completed 24 of 35 passes for 236 yards with two touchdowns. Led the team on a 13-play, 75-yard drive that culminated in a one-yard touchdown pass to Dion Sims with 38 seconds left to win the game. Completed nine of 12 passes for 69 yards with a touchdown on the game-winning drive.
- At N.Y. Jets (12/1), connected on 28 of 43 passes for 331 yards with two touchdowns. Marked his second consecutive 300-yard passing game, the first back-to-back 300-yard games of his career.
- Against New England (12/15), completed 25 of 37 passes for 312 yards with three touchdowns for a 120.6 passer rating. It was his second straight three plus touchdown performance as he became the first Dolphins quarterback since Dan Marino in 1994 to accomplish the feat. Led the team on a nine-play, 60-yard drive capped off by a 14-yard touchdown pass to Marcus Thigpen with 1:15 left to win the game.

**2012 (16/16 - Miami):** Started all 16 games as a rookie and completed 282 of 484 passes for 3,294 yards with 12 touchdowns for a 76.1 passer rating. Carried the ball 49 times for 211 yards and two touchdowns. Set franchise rookie records in completions (282), attempts (484) and passing yards (3,294). His 58.3 completion percentage was second-best among rookies in team history.

- At Houston (9/9), made his NFL debut and his first NFL start and completed 20 of 36 passes for 219 yards. Became the first rookie quarterback in team history to start a season opener.
- Against Oakland (9/16), collected his first win by completing 18 of 30 passes for 200 yards and a touchdown. Scored his first NFL rushing touchdown with a two-yard run in the first quarter. Threw his first NFL touchdown with a 14-yard pass to Anthony Fasano in the fourth quarter.
- At Arizona (9/30), connected on 26 of 41 passes for 431 yards with a touchdown. His 26 completions were the most in team history by a rookie and his 431 passing yards was the third-highest single-game total by a rookie in NFL history, the most by a rookie in Dolphins history and tied for the sixth-most in any game in team history.

#### COLLEGE:

- Was a four-year letterman (2008-11) and two-year starter as a quarterback and wide receiver at Texas A&M.
- Played in 50 games with 25 starts and completed 484 of 774 passes for 5,450 yards with 42 touchdowns. Hauled in 112 receptions for 1,596 yards with 10 touchdowns. Rushed 115 times for 369 yards with five touchdowns.
- Started 19 games at quarterback and six contests at wide receiver, while playing both quarterback and wide receiver in five games.
- As a senior (2011), started all 13 games and completed 327 of 531 passes for 3,744 yards and 29 touchdowns. Notched 58 carries for 306 yards and four touchdowns.
- In his final collegiate campaign, was named honorable mention All-American, a finalist for the Johnny Unitas Golden Arm Award (nation's top quarterback), a semifinalist for the Davey O'Brien Award (nation's top quarterback) and a finalist for the William V. Campbell Trophy (nation's best scholar-athlete).
- As a junior (2010), played in all 13 games with six starts at quarterback and connected on 152 of 234 passes for 1,638 yards and 13 touchdowns. As a wide receiver registered 11 receptions for 143 yards with a touchdown. Rushed 51 times for 76 yards and a score. Saw action at wide receiver for the first seven games of the season. Took over starting quarterback duties for the final six games and posted a 5-1 record.
- As a sophomore (2009), played in all 13 games and was named honorable mention All-Big 12. Collected 46 receptions for 609 yards and four touchdowns. Completed four of eight passes for 60 yards. Notched

four carries for minus five yards.

- As a redshirt freshman (2008), played in 11 games with six starts at wide receiver. Battled for the starting quarterback spot in camp but moved to receiver at the start of the season. Tallied 55 receptions for 844 yards with five touchdowns. Completed his only pass for eight yards. Notched two carries for minus eight yards. His 55 receptions, 844 receiving yards and five receiving touchdowns were school freshman records. Received honorable mention Freshman All-American honors and was voted school's offensive MVP by his teammates.
- Redshirted in 2007.
- Majored in biology at Texas A&M.

#### PERSONAL:

- Married to Lauren and the couple has two children.
- Attended Big Spring (Texas) High School and played defensive back, punter, wide receiver and quarterback.
- As a senior (2006), passed for 1,258 yards and rushed for 617 yards. Hauled in three receptions for 62 yards. Posted a 39.2-yard punt return average. Received first-team All-CIF honors.
- As a junior (2005), notched 62 receptions for 1,500 yards and 17 touchdowns.
- Also lettered in basketball, baseball, golf and track and field.
- Follow Tannehill on Twitter at @ryantannehill1.
- Follow Tannehill on Instagram at @rtannehill17.
- Born Ryan Timothy Tannehill on July 27, 1988 in Lubbock, Texas.

## RYAN TANNEHILL'S GAME-BY-GAME

2012 Miami Dolphins					PASSING										RUSHING					COMBINED RUSH + PASS	
Date	Opp	W/L	P/S	Att	Cmp	Pct	Yds	Yds/Att	TD	Int	Lg	Sk	Lst	Rating	Att	Yds	Avg	Lg	TD	Yards	Touchdowns
Sept 9	@ Hou	L	S	36	20	55.6	219	6.1	0	3	34	2	20	39.0	3	-4	-1.3	0	0	215	
Sept 16	@ Oak	W	S	30	18	60.0	200	6.7	1	0	25	1	11	91.0	3	14	4.7	13	1	214	2r, 14
Sept 23	NYJ	L	S	36	16	44.4	196	5.4	0	1	41	0	0	50.2	3	3	1.0	5	0	199	
Sept 30	@ Ari	L	S	41	26	63.4	431	10.5	1	2	80t	4	37	86.5	1	0	0.0	0	0	431	80
Oct 7	@ Cin	W	S	26	17	65.4	223	8.6	0	0	30	2	12	92.3	4	-4	-1.0	-1	0	219	
Oct 14	StL	W	S	29	21	72.4	185	6.4	2	0	29t	3	29	112.0	4	16	4.0	10	0	201	29, 1
Oct 28	@ NYJ	W	S	5	2	40.0	18	3.6	0	0	12	1	9	50.4	0	0	0.0	-	0	18	
Nov 4	@ Ind	L	S	38	22	57.9	290	7.6	1	0	35	2	9	90.9	1	-1	-1.0	-1	0	289	31
Nov 11	Ten	L	S	39	23	59.0	217	5.6	0	3	17	1	8	42.4	1	-1	-1.0	-1	0	216	
Nov 15	@ Buf	L	S	28	14	50.0	141	5.0	1	2	19	3	17	46.9	1	7	7.0	7	0	148	2
Nov 25	Sea	W	S	26	18	69.2	253	9.7	1	1	39	1	7	97.1	4	33	8.3	19	0	286	29
Dec 2	NE	L	S	29	13	44.8	186	6.4	0	0	28	3	10	66.2	5	19	3.8	9	1	205	2r
Dec 9	@ SF	L	S	33	17	51.5	150	4.5	1	0	28	2	17	74.1	3	25	8.3	20	0	175	3
Dec 16	Jax	W	S	28	22	78.6	220	7.9	2	0	37	1	11	123.2	8	52	6.5	30	0	272	4, 2
Dec 23	Buf	W	S	25	13	52.0	130	5.2	2	0	30	2	11	93.8	6	44	7.3	31	0	174	17, 12
Dec 30	@ NE	L	S	35	20	57.1	235	6.7	0	1	22	7	26	65.8	2	8	4.0	8	0	243	
<b>Totals</b>		<b>7-9</b>	<b>16/16</b>	<b>484</b>	<b>282</b>	<b>58.3</b>	<b>3,294</b>	<b>6.8</b>	<b>12</b>	<b>13</b>	<b>80t</b>	<b>35</b>	<b>234</b>	<b>76.1</b>	<b>49</b>	<b>211</b>	<b>4.3</b>	<b>31</b>	<b>2</b>	<b>3,505</b>	

2013 Miami Dolphins					PASSING										RUSHING					COMBINED RUSH + PASS	
Date	Opp	W/L	P/S	Att	Cmp	Pct	Yds	Yds/Att	TD	Int	Lg	Sk	Lst	Rating	Att	Yds	Avg	Lg	TD	Yards	Touchdowns
Sept 8	@ Cle	W	S	38	24	63.2	272	7.2	1	1	34t	4	17	82.3	5	3	0.6	3	0	275	34
Sept 15	@ Ind	W	S	34	23	67.6	319	9.4	1	0	67	5	22	107.4	4	1	0.3	2	0	320	18
Sept 22	Atl	W	S	35	24	68.6	236	6.7	2	1	21	5	41	94.5	2	7	3.5	8	0	243	18, 1
Sept 30	@ NO	L	S	35	22	62.9	249	7.1	1	3	50	4	33	57.9	4	48	12.0	26	0	297	3
Oct 6	Bal	L	S	40	21	52.5	307	7.7	1	0	49	6	35	86.1	2	6	3.0	6	0	313	9
Oct 20	Buf	L	S	37	19	51.4	194	5.2	3	2	46	2	21	71.2	3	5	1.7	3	0	199	7, 13, 4
Oct 27	@ NE	L	S	42	22	52.4	192	4.6	2	2	25	6	47	60.8	1	12	12.0	12	0	204	4, 5
Oct 31	Cin	W	S	28	20	71.4	208	7.4	0	0	40	3	20	92.6	1	1	1.0	1	1	209	1r
Nov 11	@ TB	L	S	42	27	64.3	229	5.5	2	1	19t	2	18	84.3	1	2	2.0	2	0	231	6, 19
Nov 17	SD	W	S	35	22	62.9	268	7.7	1	1	39t	4	29	84.0	4	21	5.3	10	0	289	39
Nov 24	Car	L	S	42	28	66.7	310	7.4	1	1	57	3	30	86.4	4	36	9.0	19	0	346	53
Dec 1	@ NYJ	W	S	43	28	65.1	331	7.7	2	1	31t	1	3	94.2	3	22	7.3	18	0	353	31, 28
Dec 8	@ Pit	W	S	33	20	60.6	200	6.1	3	1	40	2	14	95.5	3	56	18.7	48	0	256	6, 4, 12
Dec 15	NE	W	S	37	25	67.6	312	8.4	3	0	39t	4	23	120.6	1	-1	-1.0	-1	0	311	39, 2, 14
Dec 22	@ Buf	L	S	27	10	37.0	82	3.0	0	0	13	7	46	45.6	0	0	0.0	-	0	82	
Dec 29	NYJ	L	S	40	20	50.0	204	5.1	1	3	25	0	0	42.1	2	19	9.5	20	0	223	5
<b>Totals</b>		<b>8-8</b>	<b>16/16</b>	<b>588</b>	<b>355</b>	<b>60.4</b>	<b>3,913</b>	<b>6.7</b>	<b>24</b>	<b>17</b>	<b>67</b>	<b>58</b>	<b>399</b>	<b>81.7</b>	<b>40</b>	<b>238</b>	<b>6.0</b>	<b>48</b>	<b>1</b>	<b>4,151</b>	

2014 Miami Dolphins					PASSING										RUSHING					COMBINED RUSH + PASS	
Date	Opp	W/L	P/S	Att	Cmp	Pct	Yds	Yds/Att	TD	Int	Lg	Sk	Lst	Rating	Att	Yds	Avg	Lg	TD	Yards	Touchdowns
Sept 7	NE	W	S	32	18	56.3	178	5.6	2	1	24	1	9	79.9	3	-2	-0.7	0	0	176	4, 14
Sept 14	@ Buf	L	S	49	31	63.3	241	4.9	1	1	18	4	31	73.6	4	11	2.8	6	0	252	7
Sept 21	KC	L	S	43	21	48.8	205	4.8	1	0	30	4	14	70.4	1	9	9.0	9	0	214	1
Sept 28	@ Oak	W	S	31	23	74.2	278	9.0	2	1	35	0	0	109.3	5	35	7.0	18	0	313	13, 18
Oct 12	GB	L	S	31	20	64.5	244	7.9	2	2	25	1	7	83.3	3	49	16.3	40	0	293	11, 5
Oct 19	@ Chi	W	S	32	25	78.1	277	8.7	2	0	26	4	21	123.6	6	48	8.0	30	0	325	13, 10
Oct 26	@ Jax	W	S	29	16	55.2	196	6.8	1	1	50	3	18	73.3	5	48	9.6	30	0	244	3
Nov 2	SD	W	S	34	24	70.6	288	8.5	3	0	38	0	0	125.6	4	47	11.8	22	0	335	6, 21, 14
Nov 9	@ Det	L	S	38	27	71.1	207	5.4	1	1	20	3	29	81.8	2	0	0.0	3	0	207	3
Nov 13	Buf	W	S	34	26	76.5	240	7.1	2	0	32	5	35	114.8	4	16	4.0	15	0	256	7, 8
Nov 23	@ Den	L	S	36	26	72.2	228	6.3	3	1	21	1	12	104.9	4	15	3.8	8	1	243	1r, 10, 5, 1
Dec 1	@ NYJ	W	S	35	25	71.4	235	6.7	0	1	25	2	18	77.7	4	13	3.3	10	0	248	
Dec 7	Bal	L	S	33	23	69.7	227	6.9	1	0	27	6	41	98.9	2	6	3.0	7	0	233	3
Dec 14	@ NE	L	S	47	29	61.7	346	7.4	1	2	50	4	38	73.5	3	21	7.0	15	0	367	32
Dec 21	Min	W	S	47	35	74.5	396	8.4	4	1	41	1	13	118.8	6	-5	-0.8	5	0	391	14, 16, 7, 3
Dec 28	NYJ	L	S	39	23	59.0	259	6.6	1	0	33	7	51	87.4	0	0	0.0	-	0	259	23
<b>Totals</b>		<b>8-8</b>	<b>16/16</b>	<b>590</b>	<b>392</b>	<b>66.4</b>	<b>4,045</b>	<b>6.9</b>	<b>27</b>	<b>12</b>	<b>50</b>	<b>46</b>	<b>337</b>	<b>92.8</b>	<b>56</b>	<b>311</b>	<b>5.6</b>	<b>40</b>	<b>1</b>	<b>4,356</b>	



## RYAN TANNEHILL'S GAME-BY-GAME CONT.

2015 Miami Dolphins				PASSING										RUSHING					COMBINED RUSH + PASS		
Date	Opp	W/L	P/S	Att	Cmp	Pct	Yds	Yds/Att	TD	Int	Lg	Sk	Lst	Rating	Att	Yds	Avg	Lg	TD	Yards	Touchdowns
Sept 13	@ Was	W	S	34	22	64.7	226	6.6	1	0	27	3	44	93.5	3	7	2.3	5	0	233	3
Sept 20	@ Jax	L	S	44	30	68.2	359	8.2	2	0	48	2	15	108.0	3	17	5.7	9	0	376	10, 5
Sept 27	Buf	L	S	49	26	53.1	297	6.1	2	3	46t	2	8	59.7	1	-1	-1.0	-1	0	296	21, 46
Oct 4	NYJ	L	S	44	19	43.2	198	4.5	2	2	42	3	31	53.0	1	4	4.0	4	0	202	8, 10
Oct 18	@ Ten	W	S	29	22	75.9	266	9.2	2	2	38	2	12	97.8	2	14	7.0	10	0	280	2, 12
Oct 25	Hou	W	S	19	18	94.7	282	14.8	4	0	54t	4	41	158.3	1	3	3.0	3	0	285	53, 50, 10, 54
Oct 29	@ NE	L	S	44	28	63.6	300	6.8	0	2	29	5	45	64.6	2	-1	-0.5	0	0	299	
Nov 8	@ Buf	L	S	35	26	74.3	307	8.8	0	0	46	2	27	100.5	2	3	1.5	3	0	310	
Nov 15	@ Phi	W	S	36	21	58.3	217	6.0	2	0	43	4	27	94.3	2	-2	-1.0	-1	0	215	13, 4
Nov 22	Dal	L	S	24	13	54.2	188	7.8	2	1	47	3	48	90.3	3	13	4.3	7	0	201	12, 29
Nov 29	@ NYJ	L	S	58	33	56.9	351	6.1	3	1	40	3	30	84.8	0	0	0.0	-	0	351	5, 5, 33
Dec 6	Bal	W	S	19	9	47.4	86	4.5	1	0	38t	1	4	78.0	1	11	11.0	11	0	97	38
Dec 14	NYG	L	S	41	25	61.0	236	5.8	1	0	47t	1	1	85.0	4	24	6.0	12	0	260	47
Dec 20	@ SD	L	S	34	20	58.8	216	6.4	0	0	35	3	29	77.6	3	4	1.3	2	1	220	1r
Dec 27	Ind	L	S	38	26	68.4	329	8.7	0	1	49	6	50	84.2	1	28	28.0	28	0	357	
Jan 3	NE	W	S	38	25	65.8	350	9.2	2	0	46	1	8	112.8	3	17	5.7	19	0	367	15, 2
<b>Totals</b>		<b>6-10</b>	<b>16/16</b>	<b>586</b>	<b>363</b>	<b>61.9</b>	<b>4,208</b>	<b>7.2</b>	<b>24</b>	<b>12</b>	<b>54t</b>	<b>45</b>	<b>420</b>	<b>88.7</b>	<b>32</b>	<b>141</b>	<b>4.4</b>	<b>28</b>	<b>1</b>	<b>4,349</b>	

2016 Miami Dolphins				PASSING										RUSHING					COMBINED RUSH + PASS			
Date	Opp	W/L	P/S	Att	Cmp	Pct	Yds	Yds/Att	TD	Int	Lg	Sk	Lst	Rating	Att	Yds	Avg	Lg	TD	Yards	Touchdowns	
Sept 11	Sea	L	S	29	16	55.2	186	6.4	0	0	50	5	36	74.8	5	17	3.4	11	1	203	2r	
Sept 18	NE	L	S	45	32	71.1	387	8.6	2	2	33	0	0	93.5	6	35	5.8	17	0	422	24, 12	
Sept 25	Cle	W	S	39	25	64.1	319	8.2	3	2	42t	1	8	93.9	1	2	2.0	2	0	321	26, 42, 10	
Sept 29	Cin	L	S	25	15	60.0	189	7.6	1	1	74t	5	29	80.3	0	0	0.0	-	0	189	74	
Oct 9	Ten	L	S	18	12	66.7	191	10.6	0	2	58	6	42	62.3	0	0	0.0	-	0	191		
Oct 16	Pit	W	S	32	24	75.0	252	7.9	0	0	53	0	0	97.4	2	3	1.5	4	0	255		
Oct 23	Buf	W	S	25	15	60.0	204	8.2	1	0	66t	1	6	99.4	6	21	3.5	13	0	225	66	
Nov 6	NYJ	W	S	28	17	60.7	149	5.3	1	0	24	1	12	86.8	2	-3	-1.5	-1	0	146	1	
Nov 13	SD	W	S	24	17	70.8	240	10.0	2	0	56	1	9	130.6	3	16	5.3	18	0	256	39, 18	
Nov 20	LAR	W	S	34	24	70.6	172	5.1	2	1	15	4	30	89.3	2	19	9.5	10	0	191	10, 9	
Nov 27	SF	W	S	30	20	66.7	285	9.5	3	0	46	2	22	130.6	6	34	5.7	17	0	319	16, 43, 15	
Dec 4	Bal	L	S	40	29	72.5	226	5.7	1	3	26	2	11	63.1	1	0	0.0	0	0	226	8	
Dec 11	Ari	W	S	20	15	75.0	195	9.8	3	1	71	1	11	124.0	5	20	4.0	12	0	215	28, 7, 3	
Dec 17	@ NYJ	W	IA																			
Dec 24	@ Buf	W	IA																			
Jan 1	NE	L	IA																			
<b>Totals</b>		<b>10-6</b>	<b>13/13</b>	<b>389</b>	<b>261</b>	<b>67.1</b>	<b>2,995</b>	<b>7.7</b>	<b>19</b>	<b>12</b>	<b>74t</b>	<b>29</b>	<b>216</b>	<b>93.5</b>	<b>39</b>	<b>164</b>	<b>4.2</b>	<b>18</b>	<b>1</b>	<b>3,159</b>		
<b>Playoffs</b>																						
Jan 8	@ Pit	L	IA																			
<b>Totals</b>		<b>0-1</b>	<b>0/0</b>	<b>0</b>	<b>0</b>	<b>0.0</b>	<b>0</b>	<b>0.0</b>	<b>0</b>	<b>0</b>	<b>0</b>	<b>0</b>	<b>0</b>	<b>0.0</b>	<b>0</b>	<b>0</b>	<b>0.0</b>	<b>0</b>	<b>0</b>	<b>0</b>	<b>0</b>	

2017 Miami Dolphins				PASSING										RUSHING					COMBINED RUSH + PASS		
Date	Opp	W/L	P/S	Att	Cmp	Pct	Yds	Yds/Att	TD	Int	Lg	Sk	Lst	Rating	Att	Yds	Avg	Lg	TD	Yards	Touchdowns
Injured Reserve																					
<b>Totals</b>		<b>0-0</b>	<b>0/0</b>	<b>0</b>	<b>0</b>	<b>0.0</b>	<b>0</b>	<b>0.0</b>	<b>0</b>	<b>0</b>	<b>0</b>	<b>0</b>	<b>0</b>	<b>0.0</b>	<b>0</b>	<b>0</b>	<b>0.0</b>	<b>0</b>	<b>0</b>	<b>0</b>	<b>0</b>

2018 Miami Dolphins				PASSING										RUSHING					COMBINED RUSH + PASS		
Date	Opp	W/L	P/S	Att	Cmp	Pct	Yds	Yds/Att	TD	Int	Lg	Sk	Lst	Rating	Att	Yds	Avg	Lg	TD	Yards	Touchdowns
Sept 9	Ten	W	S	28	20	71.4	230	8.2	2	2	75t	1	8	89.9	4	4	1.0	4	0	234	10, 75
Sept 16	NYJ	W	S	23	17	73.9	168	7.3	2	0	29t	4	46	123.1	8	44	5.5	20	0	212	29, 19
Sept 23	Oak	W	S	23	17	73.9	289	12.6	3	0	74t	1	9	155.3	3	26	8.7	18	0	315	34, 18, 74
Sept 30	NE	L	S	20	11	55.0	100	5.0	0	1	22	2	19	47.9	1	0	0.0	0	0	100	
Oct 7	Cin	L	S	35	20	57.1	185	5.3	1	2	22t	3	16	57.4	3	17	5.7	9	0	202	22
Oct 14	Chi	W	IA																		
Oct 21	Det	L	IA																		
Oct 25	@ Hou	L	IA																		
Nov 4	NYJ	W	IA																		
Nov 11	@ GB	L	IA																		
Nov 25	Ind	L	S	25	17	68.0	204	8.2	2	0	74	1	3	119.4	3	14	4.7	9	0	218	33, 74
Dec 2	Buf	W	S	24	16	66.7	137	5.7	3	1	18	3	22	103.6	3	-5	-1.7	-1	0	132	18, 3, 13
Dec 9	NE	W	S	19	14	73.7	265	13.9	3	0	69	4	36	155.2	1	13	13.0	13	0	278	7, 23, 69
Dec 16	Min	L	S	24	11	45.8	108	4.5	0	0	18	9	71	59.0	1	1	1.0	1	0	109	
Dec 23	Jax	L	S	22	15	68.2	146	6.6	1	1	31	3	25	82.8	3	22	7.3	12	0	168	4
Dec 30	Buf	L	S	31	18	58.1	147	4.7	0	2	19	4	24	43.3	2	9	4.5	12	0	156	
<b>Totals</b>		<b>7-9</b>	<b>11/11</b>	<b>274</b>	<b>176</b>	<b>64.2</b>	<b>1,979</b>	<b>7.2</b>	<b>17</b>	<b>9</b>	<b>75t</b>	<b>35</b>	<b>279</b>	<b>92.7</b>	<b>32</b>	<b>145</b>	<b>4.5</b>	<b>20</b>	<b>0</b>	<b>2,124</b>	

## RYAN TANNEHILL'S GAME-BY-GAME CONT.

2019 Tennessee Titans				PASSING											RUSHING					COMBINED RUSH + PASS			
Date	Opp	W/L	P/S	Att	Cmp	Pct	Yds	Yds/Att	TD	Int	Lg	Sk	Lst	Rating	Att	Yds	Avg	Lg	TD	Yards	Touchdowns		
Sept 8	@ Cle	W	p	0	0	-	0	-	0	0	0	0	0	-	2	-2	-1.0	-1	0	-2			
Sept 15	Ind	L	DNP																				
Sept 19	@ Jax	L	DNP																				
Sept 29	@ Atl	W	DNP																				
Oct 6	Buf	L	DNP																				
Oct 13	@ Den	L	p	16	13	81.3	144	9.0	0	1	25	4	35	78.1	1	6	6.0	6	0	150			
Oct 20	LAC	W	S	29	23	79.3	312	10.8	2	1	38	2	17	120.1	5	7	1.4	6	0	319	8, 5		
Oct 27	TB	W	S	33	21	63.6	193	5.8	3	0	26	3	19	109.8	4	-3	-0.8	1	0	190	5, 6, 8		
Nov 3	@ Car	L	S	39	27	69.2	331	8.5	1	2	35	4	21	82.3	4	38	9.5	25	1	369	23, 10r		
Nov 10	KC	W	S	19	13	68.4	181	9.5	2	0	52	4	35	133.9	3	37	12.3	18	0	218	9, 23		
Nov 24	Jax	W	S	18	14	77.8	259	14.4	2	0	65t	1	7	155.8	7	40	5.7	21t	2	299	21r, 1, 65, 3r		
Dec 1	@ Ind	W	S	22	17	77.3	182	8.3	2	0	40t	6	44	131.3	4	5	1.3	8	0	187	13, 40		
Dec 8	@ Oak	W	S	27	21	77.8	391	14.5	3	1	91t	0	0	140.4	4	19	4.8	10	0	410	91, 16, 17		
Dec 15	Hou	L	S	36	22	61.1	279	7.8	2	1	60	2	10	92.2	3	10	3.3	10	1	289	1r, 5		
Dec 22	NO	L	S	27	17	63.0	272	10.1	3	0	41t	5	24	133.6	1	8	8.0	8	0	280	41, 36, 7		
Dec 29	@ Hou	W	S	20	13	65.0	198	9.9	2	0	51t	0	0	130.8	5	20	4.0	19	0	218	51, 1		
<b>Totals</b>				<b>9-7</b>	<b>12/10</b>	<b>286</b>	<b>201</b>	<b>70.3</b>	<b>2,742</b>	<b>9.6</b>	<b>22</b>	<b>6</b>	<b>91t</b>	<b>31</b>	<b>212</b>	<b>117.5</b>	<b>43</b>	<b>185</b>	<b>4.3</b>	<b>25</b>	<b>4</b>	<b>2,927</b>	
<b>Playoffs</b>																							
Jan 4	@ NE	W	S	15	8	53.3	72	4.8	1	1	22	1	5	61.0	4	11	2.8	5	0	83	12		
Jan 11	@ Bal	W	S	14	7	50.0	88	6.3	2	0	45t	1	8	109.5	6	13	2.2	9	1	101	12, 45, 1r		
Jan 19	@ KC	L	S	31	21	67.7	209	6.7	2	0	37	3	27	108.1	3	11	3.7	6	0	220	1, 22		
<b>Totals</b>				<b>2-1</b>	<b>3/3</b>	<b>60</b>	<b>36</b>	<b>60.0</b>	<b>369</b>	<b>6.2</b>	<b>5</b>	<b>1</b>	<b>45t</b>	<b>5</b>	<b>40</b>	<b>98.5</b>	<b>13</b>	<b>35</b>	<b>2.7</b>	<b>9</b>	<b>1</b>	<b>404</b>	

## RYAN TANNEHILL'S NFL STATISTICS

REGULAR SEASON			PASSING											RUSHING					
Year	Team	GP/GS	Att	Cmp	Pct	Yds	Yd/Att	TD	INT	Lg	Sk	Yds	Rat	Att	Yds	Avg	Lg	TD	
2012	MIA	16/16	484	282	58.3	3,294	6.8	12	13	80t	35	234	76.1	49	211	4.3	31	2	
2013	MIA	16/16	588	355	60.4	3,913	6.7	24	17	67	58	399	81.7	40	238	6.0	48	1	
2014	MIA	16/16	590	392	66.4	4,045	6.9	27	12	50	46	337	92.8	56	311	5.6	40	1	
2015	MIA	16/16	586	363	61.9	4,208	7.2	24	12	54t	45	420	88.7	32	141	4.4	28	1	
2016	MIA	13/13	389	261	67.1	2,995	7.7	19	12	74t	29	216	93.5	39	164	4.2	18	1	
2017	MIA	0/0																	
2018	MIA	11/11	274	176	64.2	1,979	7.2	17	9	75t	35	279	92.7	32	145	4.5	20	0	
2019	TEN	12/10	286	201	70.3	2,742	9.6	22	6	91t	31	212	117.5	43	185	4.3	25	4	
<b>NFL Totals</b>		<b>100/98</b>	<b>3,197</b>	<b>2,030</b>	<b>63.5</b>	<b>23,176</b>	<b>7.2</b>	<b>145</b>	<b>81</b>	<b>91t</b>	<b>279</b>	<b>2,097</b>	<b>89.8</b>	<b>291</b>	<b>1,395</b>	<b>4.8</b>	<b>48</b>	<b>10</b>	

Regular Season Career record as starter: 49-49 (.500); Playoffs: 2-1 (.667)

PLAYOFFS			PASSING											RUSHING				
Year	Team	GP/GS	Att	Cmp	Pct	Yds	Yd/Att	TD	INT	Lg	Sk	Yds	Rat	Att	Yds	Avg	Lg	TD
2019	TEN	3/3	60	36	60.0	369	6.2	5	1	45t	5	40	98.5	13	35	2.7	9	1
<b>NFL Totals</b>		<b>3/3</b>	<b>60</b>	<b>36</b>	<b>60.0</b>	<b>369</b>	<b>6.2</b>	<b>5</b>	<b>1</b>	<b>45t</b>	<b>5</b>	<b>40</b>	<b>98.5</b>	<b>13</b>	<b>35</b>	<b>2.7</b>	<b>9</b>	<b>1</b>

### Single-Game Highs

Attempts - 58 at N.Y. Jets (11/29/15)  
 Completions - 35 vs. Minnesota (12/21/14)  
 Passing Yards - 431 at Arizona (9/30/12)  
 Touchdown Passes - 4 (Twice, last vs. Houston 10/25/15)  
 Long Completion - 91t at Oakland (12/8/19)  
 Completion Percentage - 79.3 vs. L.A. Chargers (10/20/19)  
 Passer Rating - 155.3 - vs. Oakland (9/23/18)  
 Rushes - 8 (Twice, last at N.Y. Jets 9/16/18)  
 Rushing Yards - 56 at Pittsburgh (12/8/13)  
 Long Rush - 48 at Pittsburgh (12/8/13)  
 Rushing Touchdowns - 2 vs. Jacksonville (11/24/19)

### Additional Statistics


Receptions - 1 for -4 yards (2014), 1 for 9 yards (2015)  
 Tackles - 1 (2012), 2 (2013), 3 (2014), 4 (2015), 1 (2018), 2 (2019)  
 Fumble Recoveries - 1 (2012), 3 (2013), 4 (2014), 5 (2015), 3 (2016), 1 (2019)  
 Two-Point Conversions - 1 rush (2019)

### Playoff Single-Game Highs

Attempts - 31 at Kansas City (1/19/20)  
 Completions - 21 at Kansas City (1/19/20)  
 Passing Yards - 209 at Kansas City (1/19/20)  
 Touchdown Passes - 2 (Twice, last at Kansas City 1/19/20)  
 Long Completion - 45t at Baltimore (1/11/20)  
 Rushes - 6 at Baltimore (1/11/20)  
 Rushing Yards - 13 at Baltimore (1/11/20)  
 Long Rush - 9 at Baltimore (1/11/20)  
 Rushing Touchdowns - 1 at Baltimore (1/11/20)

### Additional Playoff Statistics

Fumble Recoveries - 1 (2019)



# 87 TREVION THOMPSON

WIDE RECEIVER • 6'2" • 205 LBS • COLLEGE: CLEMSON  
 ACQUIRED: FREE AGENT - 2019 • NFL EXPERIENCE (NFL/TITANS): 1/1  
 HOMETOWN: DURHAM, N.C.  
 GAMES PLAYED/GAMES STARTED: 0/0 (PLAYOFFS: 0/0)

**PRO:** The Titans signed Trevion Thompson to the practice squad during Week 16 of the 2019 season to add depth to the receiving corps. The 6-foot-2-inch, 205-pounder was originally signed by the Los Angeles Chargers as an undrafted free agent following the 2019 NFL Draft. The Durham, N.C., native has also spent time with the Tampa Bay Buccaneers.

#### CAREER TRANSACTIONS:

- The Durham, N.C., native originally signed with the Los Angeles Chargers as an undrafted free agent following the 2019 NFL Draft.
- Waived by the Chargers on June 3, 2019.
- Signed by the Buccaneers to the team's practice squad on Dec. 11, 2019.
- Waived by the Buccaneers on Dec. 16, 2019.
- Signed by the Titans to the team's practice squad on Dec. 18, 2019.

#### SEASON RECAPS:

**2019 (0/0 - Tampa Bay; 0/0 - Tennessee):** Spent a week on the Buccaneers' practice squad. Spent the final five weeks, including all three postseason contests, on the Titans' practice squad.

#### COLLEGE:

- Appeared in 56 games with one start over four seasons (2015-18) at Clemson. Totaled 53 receptions for 506 yards and two touchdowns for the Tigers.
- As a senior (2018), saw action in 15 contests and caught 21 passes for 189 yards and one touchdown.
- As a junior (2017), appeared in 14 games with one start. Made 11 catches for 94 yards.
- As a sophomore (2016), played in 13 games and recorded 11 receptions for 108 yards and one touchdown.

- As a redshirt freshman (2015), saw action in 14 games and caught 10 balls for 115 yards.
- As a freshman (2014), redshirted.
- Majored in parks, recreation & tourism management at Clemson.

#### PERSONAL:

- Attended Hillside (N.C.) High School where he had 57 receptions for 987 yards and 14 touchdowns as a senior.
- Rated as the No. 15 wide receiver in the nation by Scout, the No. 20 wide receiver in the nation by ESPN, and the No. 22 wide receiver in the nation by Rivals.
- Son of Tammy Thompson.
- Follow Thompson on Instagram @treviont\_01.
- Born Trevion Thompson on Nov. 14, 1995 in Durham, N.C.

## TREVION THOMPSON'S NFL STATISTICS

REGULAR SEASON		RECEIVING							RUSHING						
Year	Team	GP	GS	No	Yds	Avg	Lg	TD	Att	Yds	Avg	Lg	TD		
2019	TB/Ten				Practice Squad										
<b>NFL Totals</b>		<b>0</b>	<b>0</b>	<b>0</b>	<b>0</b>	<b>-</b>	<b>-</b>	<b>0</b>	<b>0</b>	<b>0</b>	<b>-</b>	<b>-</b>	<b>0</b>		



# 24 KENNY VACCARO

SAFETY • 6'0" • 214 LBS • COLLEGE: TEXAS

ACQUIRED: FREE AGENT - 2018 • NFL EXPERIENCE (NFL/TITANS): 8/3

HOMETOWN: BROWNWOOD, TEXAS

GAMES PLAYED/GAMES STARTED: 97/96 (PLAYOFFS: 3/3)

**PRO:** The Titans signed free agent Kenny Vaccaro during the 2018 training camp after then-starter Johnathan Cyprien suffered a season-ending injury during practice, and re-signed him to a multi-year contract during the 2019 offseason. The former 2013 first-round pick arrived in Nashville after five years as a starter with the New Orleans Saints. In 97 career games with 96 starts during his first seven seasons, the University of Texas product totaled 656 tackles, 10 interceptions, 10.5 sacks, five forced fumbles and three fumble recoveries. The Brownwood, Texas, native has recorded three seasons with at least 100 tackles including 2019.

### CAREER HIGHLIGHTS:

- In 2019, he recorded his third season with at least 100 tackles. His 104 tackles in 2019 marked the third-best total of his career, and ranked fourth on the team. Vaccaro made his postseason debut in 2019 and started all three games where he totaled 19 tackles and one interception.
- Vaccaro posted an interception in his first game as a Titan in 2018.
- In 2017, he registered a career-best three interceptions while with New Orleans.
- In 2015, Vaccaro started all 16 games for the first time and set career-highs with 136 tackles, three sacks, two forced fumbles and his first career fumble recovery.
- In 2014, he posted his first season with at least 100 tackles (113).
- In 2013, Vaccaro was named to the PFWA All-Rookie team after collecting 93 tackles, a sack, an interception, six passes defended and a forced fumble.

### TITANS TIDBITS:

- Vaccaro traveled to Kenya during the 2016 offseason with former Texas and Saints teammate Alex Okafor and is involved in community and fundraising efforts to construct a school in the region.
- Vaccaro's uncle, A.J. Johnson, played for the Washington Redskins (1989-94), helping them to Super Bowl XXVI win before spending a season with the San Diego Chargers (1995).
- Vaccaro founded the Kenny Vaccaro Foundation to provide economically-challenged students with literacy and education resources so that they can achieve academic excellence, develop confident personal skills, and make positive decisions to avoid high risk behavior.

### CAREER TRANSACTIONS:

- The Brownwood, Texas, native was originally selected by the New Orleans Saints in the first round (15th overall) of the 2013 NFL Draft.
- Signed by the Titans as a free agent on Aug. 4, 2018.

### SEASON RECAPS:

**2019 (16/16, 3/3 - Tennessee):** Started all 16 games at safety and ranked fourth on the team with 104 tackles. Also posted an interception, a sack, a quarterback pressure, a stop for loss, five passes defended and seven special teams stops. Started all three postseason contests and registered 19 tackles, an interception, a stop for loss and two passes defended. Led the team in tackles three times in 2019 (at CLE, vs. HOU, at HOU). Led the team in passes defended once in 2019 (vs. HOU). Tied for the team lead in sacks once in 2019 (vs. JAX). Led or tied for the team lead in special teams tackles four times in 2019 (at CLE, vs. LAC, vs. KC, at OAK).

- At Cleveland (9/8), started at safety and collected a team-best 13 tackles. Led the team with two special teams tackles on coverage units. Stonewalled Nick Chubb for a one-yard loss on a short pass in the third quarter.
- At Atlanta (9/29), started at safety and registered six tackles, including a stop for loss. Teamed with Jurrell Casey to stuff Devonta Freeman for a

one-yard loss on a fourth-and-one rush in the second quarter.

- Against Tampa Bay (10/27), started at safety and tallied seven tackles and a pass defended. Ended a Tampa Bay drive by breaking up a third-and-seven pass intended for Cameron Brate in the first quarter. Halted a Buccaneers' drive by teaming with Jurrell Casey to stonewall Peyton Barber for a one-yard loss on a fourth-and-one rush up the middle late in the fourth quarter.
- Against Kansas City (11/10), started at safety and registered nine tackles and a pass defended. Broke up a deep pass intended for Tyreek Hill on the first play from scrimmage. Collected a special teams tackle on coverage units.
- Against Jacksonville (11/24), started at safety and notched six tackles, including a sack. Collected a special teams tackle on coverage units. Dropped Nick Foles for a six-yard sack in the fourth quarter.
- Against Houston (12/15), started at safety and led the team with 13 tackles and two passes defended, including an interception. Halted a potential Texans' scoring drive by intercepting a pass intended for Duke Johnson at the goalline in the first quarter. Broke up a pass intended for Darren Fells in the first quarter.
- At Houston (12/29), started at safety and led the team with nine tackles. Teamed with Harold Landry to stuff Taiwan Jones for no gain on a rush off right end in the third quarter.
- At New England (1/4), started at safety in his first career playoff contest and posted seven tackles, including a stop for loss and a pass defended. Shot through the line and stonewalled Sony Michel for a one-yard loss on a rush up the middle late in the first quarter. Combined with Logan Ryan to stop Michel for a two-yard loss on a rush off left end in the second quarter. Made a leaping deflection of a deep pass intended Mohamed Sanu Sr. in the second quarter.
- At Baltimore (1/11), started at safety and recorded seven tackles and an interception. Ended a potential Ravens' scoring drive by intercepting a Lamar Jackson pass intended for Miles Boykin on third-and-five late in the third quarter.
- At Kansas City (1/19), started at safety and registered five tackles.

**2018 (13/13 - Tennessee):** Started 13 games at safety in his first season with the Titans and collected 70 tackles, two sacks, an interception, three quarterback pressures, four tackles for loss and five passes defended. Was inactive for three games. Tied for the team lead in sacks twice in 2018 (at JAX, at HOU). Tied for the team lead in passes defended three times in 2018 (at MIA, vs. NYJ, vs. JAX). Tied for the team lead in quarterback pressures once in 2018 (vs. NYJ).

- At Miami (9/9), started at safety in his Titans debut and collected five tackles and an interception. Intercepted a Ryan Tannehill pass intended for Jakeem Grant on third-and-15 in the fourth quarter.
- Against Houston (9/16), started at safety and finished second on the squad with nine tackles.
- At Jacksonville (9/23), started at safety and posted six tackles, including a sack. Dropped Blake Bortles for a two-yard sack early in the final quarter.
- At Dallas (11/5), returned to the lineup as a starter at safety and posted eight tackles, including a stop for loss. Combined with Kamalei Correa to stop Ezekiel Elliott for a two-yard loss on a rush off left end in the first quarter.
- Against New England (11/11), started at safety and notched six tackles, including a stop for loss. Stonewalled James White for a three-yard loss on a short pass on the Patriots first play from scrimmage.
- At Indianapolis (11/18), started at safety and collected seven tackles, including a stop for loss. Stuffed Chester Rogers for a two-yard loss on a short pass in the fourth quarter.

- At Houston (11/26), started at safety and recorded eight tackles, including a sack. Dropped Deshaun Watson for a sack in the first quarter.
- Against Jacksonville (12/6), started at safety and amassed five tackles, including a stop for loss and two passes defended. Teamed with Jurrell Casey to stuff Leonard Fournette for no gain on a rush off right guard in the first stanza. Broke up a pass intended for Donte Moncrief in the third quarter.
- At N.Y. Giants (12/16), started at safety and collected a tackle before leaving the game early in the first quarter with an injury.
- Against Indianapolis (12/30), started at safety and registered nine tackles and a pass defended. Ended a Colts' drive by breaking up a third-and-two pass intended for T.Y. Hilton in the third quarter. Stonewalled Marlon Mack for no gain on a rush up the middle in the final stanza.

**2017 (12/12 - New Orleans):** Started 12 games at safety and notched 60 tackles (48 solo), three interceptions for 41 yards, two sacks, seven passes defended and a fumble recovery. Was inactive for two games. Placed on injured reserve on Dec. 22.

- At Carolina (9/24), started at strong safety and had six tackles, a 30-yard interception return and two passes defended, including one tipped ball that was picked up by Marcus Williams for an interception.
- Against Detroit (10/15), started at strong safety and had four tackles, an interception, a career-high three passes defended and a fumble recovery in the end zone for his first career defensive touchdown.
- At Green Bay (10/22), started at strong safety and had four tackles (two solo), one fourth quarter interception to seal the victory and one pass defended for a defense that surrendered only 79 net yards passing.
- Against Chicago (10/29), started at strong safety and had a team-high nine tackles, a split sack and one pass defended on a fourth down play in the fourth quarter.
- Against Carolina (12/3), started at strong safety and had three solo tackles and one sack for a three-yard loss.

**2016 (11/11 - New Orleans):** Started 11 games and posted 80 tackles (56 solo), one sack, two interceptions, six passes defended, two forced fumbles, a fumble recovery and a special teams stop.

- Against Oakland (9/11), recorded seven tackles (six solo), including a stop for loss, a career-high two passes defended and one special teams stop.
- At N.Y. Giants (9/18), recorded 10 tackles (seven solo) and a forced fumble.
- At San Francisco (11/6), had team-high 11 tackles (eight solo), a forced fumble and a fumble recovery.
- Against Denver (11/13), had nine tackles (seven solo), one sack, one interception and two passes defended to tie a career-high.
- Against Los Angeles (11/27), recorded six tackles (four solo), one interception and one pass defended.

**2015 (16/16 - New Orleans):** Started all 16 games for first time and posted 136 tackles (87 solo), three sacks, five passes defended, two forced fumbles and his first career fumble recovery. Set career-highs in tackles, solo stops, sacks, forced fumbles and recoveries. One of five players on defense to start each game.

- At Indianapolis (10/25), posted seven tackles (six solo), his first sack of the season and a pass defended.
- At Houston (11/29), posted a career-high-tying, game-high and team-high 16 tackles, including a career-high 12 solo stops, one forced fumble and one pass defended.
- Against Carolina (12/6), recorded a team-high 15 tackles (seven solo) and made the first fumble recovery of his career.
- Against Jacksonville (12/27), started and had seven tackles (four solo), a career-high two sacks and picked off a two-point conversion attempt by Blake Bortles.

**2014 (15/14 - New Orleans):** Played in 15 games with 14 starts and ranked second on the team with 113 tackles (63 solo), one sack, two interceptions, five passes defended and two special teams stops. Was inactive for the season finale at Tampa Bay.

- At Cleveland (9/14), recorded team-high 11 tackles (seven solo).
- At Dallas (9/28), recorded six tackles (five solo) and a sack.
- At Detroit (10/19), registered 10 tackles, a 45-yard interception return and a pass defended.

- Against Green Bay (10/26), posted a career-high and team-best 16 tackles.
- At Pittsburgh (11/30), made six tackles (four solo), a second quarter interception of Ben Roethlisberger and one pass defended.

**2013 (14/14 - New Orleans):** Started all 14 games he appeared in, finishing with 93 tackles (60 solo), a sack, an interception, six passes defended, a forced fumble and three special teams stops. Suffered a season-ending ankle injury in week 16 that placed him on injured reserve on Dec. 25. Missed the Week 11 contest against San Francisco with an injury.

- Against Atlanta (9/8), started and appeared in his first NFL contest at nickel cornerback and posted seven tackles (five solo) and a pass defended that led to a game-clinching interception by Roman Harper in the season opener.
- Against Arizona (9/22), started at safety and recorded six stops (five solo) and an interception returned for 29 yards while also contributing a special teams tackle.
- At Chicago (10/6), totaled six solo tackles, a pass defended and first-career sack for a loss of eight yards.
- At Atlanta (11/21), earned a then career-high 10 stops (five solo) while adding a pass defended.
- At Seattle (12/2), started and racked up seven tackles (five solo) and a forced fumble while also posting a special teams stop.

#### COLLEGE:

- Appeared in 51 games with 32 starts at Texas and totaled 264 tackles (162 solo), two sacks, 16 tackles for loss, five interceptions for 19 yards in returns, 21 passes defended, four forced fumbles, a fumble recovery, two blocked punts and 14 special teams tackles (10 solo).
- Earned first-team All-American honors as a senior and All-Big 12 first-team recognition from league coaches in his final two years. Played four different positions including both safety spots.
- As a senior (2012), started all 13 games at free safety as a team captain and totaled a team-leading and career-high 107 tackles (60 solo), including four stops for a loss, two interceptions for 19 yards in returns, five passes defended, two forced fumbles and one fumble recovery.
- As a junior (2011), started all 13 contests at strong safety and totaled 82 tackles (47 solo), two sacks for minus 16 yards, eight stops for a loss, eight passes defended and two interceptions. Helped Longhorns lead Big 12 and rank sixth in nation in rushing defense (92.2 ypg.) and 11th in total defense (306.1 ypg.).
- As a sophomore (2010), appeared in all 12 games on defense and special teams and finished fifth on the team with 56 tackles (42 solo), also adding four stops for minus 22 yards, eight passes defended, one interception and a forced fumble, also contributing five tackles (four solo) and a blocked punt on special teams. Helped Longhorns rank sixth in nation in total defense (300.2 ypg.) and pass defense (161.6 ypg.).
- As a freshman (2009), appeared in all 13 games on defense and special teams and recorded 19 tackles (13 solo), one forced fumble, nine special teams stops and one blocked punt.
- Majored in physical culture and sports studies at Texas.

#### PERSONAL:

- Attended Brownwood (Texas) High School before transferring to Early (Texas) High School for his senior campaign.
- Played six different positions while totaling 235 tackles and five interceptions in three years, also seeing action on offense at wide receiver and running back.
- Earned both All-State and All-District first-team honors at defensive back.
- Also played basketball for three years.
- His younger brother, Kevin, also played football at Texas.
- Vaccaro received the Jim Finks Good Guy Award in 2014 for his cooperation with the New Orleans media.
- Follow Vaccaro on Twitter at @KennyVaccaro4.
- Follow Vaccaro on Instagram at @kennyvaccaro.
- Born Kenneth Dwayne Vaccaro on Feb. 15, 1991 in Brownwood, Texas.

# KENNY VACCARO'S GAME-BY-GAME

## 2013 New Orleans Saints

Date	Opp	W/L	P/S	Tot Solo Asst	Sk - Yds	QBP	TFL	Int - Yds	-TD	PD	FF	FR - Yds	SpT
Sept 8	Atl	W	S	7 5 2	0.0 0.0	NA	NA	0 0 0	1 0 0	0	0	0	NA
Sept 15	@ TB	W	S	8 7 1	0.0 0.0	NA	NA	0 0 0	0 0 0	0	0	0	NA
Sept 22	Ari	W	S	6 5 1	0.0 0.0	NA	NA	1 29 0	1 0 0	0	0	0	NA
Sept 30	Mia	W	S	5 3 2	0.0 0.0	NA	NA	0 0 0	0 0 0	0	0	0	NA
Oct 6	@ Chi	W	S	6 6 0	1.0 8.0	NA	NA	0 0 0	1 0 0	0	0	0	NA
Oct 13	@ NE	L	S	8 4 4	0.0 0.0	NA	NA	0 0 0	0 0 0	0	0	0	NA
Oct 27	Buf	W	S	5 3 2	0.0 0.0	NA	NA	0 0 0	1 0 0	0	0	0	NA
Nov 3	@ NYJ	L	S	8 5 3	0.0 0.0	NA	NA	0 0 0	1 0 0	0	0	0	NA
Nov 10	Dal	W	S	5 2 3	0.0 0.0	NA	NA	0 0 0	0 0 0	0	0	0	NA
Nov 17	SF	W	IA										
Nov 21	@ Atl	W	S	10 5 5	0.0 0.0	NA	NA	0 0 0	1 0 0	0	0	0	NA
Dec 2	@ Sea	L	S	7 5 2	0.0 0.0	NA	NA	0 0 0	0 1 0	0	0	0	NA
Dec 8	Car	W	S	8 5 3	0.0 0.0	NA	NA	0 0 0	0 0 0	0	0	0	NA
Dec 15	@ STL	L	S	7 3 4	0.0 0.0	NA	NA	0 0 0	0 0 0	0	0	0	NA
Dec 22	@ Car	L	S	3 2 1	0.0 0.0	NA	NA	0 0 0	0 0 0	0	0	0	NA
Dec 29	TB												
Placed on injured reserve on Dec.25, 2013													
<b>Totals</b>				<b>10-5 14/14</b>	<b>93 60 33</b>	<b>1.0 8.0</b>	<b>NA NA</b>	<b>1 29 0</b>	<b>6 1 0</b>	<b>0 0 0</b>	<b>0 0 0</b>	<b>0 0 0</b>	<b>3</b>

## 2014 New Orleans Saints

Date	Opp	W/L	P/S	Tot Solo Asst	Sk - Yds	QBP	TFL	Int - Yds	-TD	PD	FF	FR - Yds	SpT
Sept 7	@ Atl	L	S	8 6 2	0.0 0.0	NA	NA	0 0 0	0 0 0	0	0	0	NA
Sept 14	@ Cle	L	S	11 7 4	0.0 0.0	NA	NA	0 0 0	0 0 0	0	0	0	NA
Sept 21	Min	W	S	5 2 3	0.0 0.0	NA	NA	0 0 0	1 0 0	0	0	0	NA
Sept 28	@ Dal	L	S	6 5 1	1.0 7.0	NA	NA	0 0 0	0 0 0	0	0	0	NA
Oct 5	TB	W	S	10 7 3	0.0 0.0	NA	NA	0 0 0	1 0 0	0	0	0	NA
Oct 19	@ Det	L	S	10 8 2	0.0 0.0	NA	NA	1 45 0	1 0 0	0	0	0	NA
Oct 26	GB	W	S	16 8 8	0.0 0.0	NA	NA	0 0 0	0 0 0	0	0	0	NA
Oct 30	@ Car	W	S	5 2 3	0.0 0.0	NA	NA	0 0 0	0 0 0	0	0	0	NA
Nov 9	SF	L	S	7 2 5	0.0 0.0	NA	NA	0 0 0	0 0 0	0	0	0	NA
Nov 16	Cin	L	S	4 3 1	0.0 0.0	NA	NA	0 0 0	0 0 0	0	0	0	NA
Nov 24	Bal	L	S	8 5 3	0.0 0.0	NA	NA	0 0 0	0 0 0	0	0	0	NA
Nov 30	@ Pit	W	S	6 4 2	0.0 0.0	NA	NA	1 0 0	1 0 0	0	0	0	NA
Dec 7	Car	L	S	8 4 4	0.0 0.0	NA	NA	0 0 0	0 0 0	0	0	0	NA
Dec 15	@ Chi	W	p	5 4 1	0.0 0.0	NA	NA	0 0 0	0 0 0	0	0	0	NA
Dec 21	Atl	L	S	4 2 2	0.0 0.0	NA	NA	0 0 0	0 0 0	0	0	0	NA
Dec 28	@ TB	W	IA										
<b>Totals</b>				<b>7-9 15/14</b>	<b>113 63 50</b>	<b>1.0 7.0</b>	<b>NA NA</b>	<b>2 45 0</b>	<b>4 0 0</b>	<b>0 0 0</b>	<b>0 0 0</b>	<b>0 0 0</b>	<b>2</b>

## 2015 New Orleans Saints

Date	Opp	W/L	P/S	Tot Solo Asst	Sk - Yds	QBP	TFL	Int - Yds	-TD	PD	FF	FR - Yds	SpT
Sept 13	@ Ari	L	S	3 2 1	0.0 0.0	NA	NA	0 0 0	1 0 0	0	0	0	NA
Sept 20	TB	L	S	10 6 4	0.0 0.0	NA	NA	0 0 0	0 0 0	0	0	0	NA
Sept 27	@ Car	L	S	9 6 3	0.0 0.0	NA	NA	0 0 0	0 0 0	0	0	0	NA
Oct 4	Dal	W	S	4 3 1	0.0 0.0	NA	NA	0 0 0	0 0 0	0	0	0	NA
Oct 11	@ Phi	L	S	12 9 3	0.0 0.0	NA	NA	0 0 0	0 0 0	0	0	0	NA
Oct 15	Atl	W	S	4 3 1	0.0 0.0	NA	NA	0 0 0	1 0 0	0	0	0	NA
Oct 25	@ Ind	W	S	7 6 1	1.0 15.0	NA	NA	0 0 0	1 0 0	0	0	0	NA
Nov 1	NYG	W	S	13 3 10	0.0 0.0	NA	NA	0 0 0	0 0 0	0	0	0	NA
Nov 8	Ten	L	S	13 9 4	0.0 0.0	NA	NA	0 0 0	0 0 0	0	0	0	NA
Nov 15	@ Was	L	S	3 2 1	0.0 0.0	NA	NA	0 0 0	0 0 0	0	0	0	NA
Nov 29	@ Hou	L	S	16 12 4	0.0 0.0	NA	NA	0 0 0	1 1 0	0	0	0	NA
Dec 6	Car	L	S	15 7 8	0.0 0.0	NA	NA	0 0 0	0 0 1	0	0	0	NA
Dec 13	@ TB	W	S	8 4 4	0.0 0.0	NA	NA	0 0 0	1 0 0	0	0	0	NA
Dec 21	Det	L	S	7 7 0	0.0 0.0	NA	NA	0 0 0	0 0 0	0	0	0	NA
Dec 27	Jax	W	S	7 4 3	2.0 21.0	NA	NA	0 0 0	0 0 0	0	0	0	NA
Jan 3	@ Atl	W	S	5 4 1	0.0 0.0	NA	NA	0 0 0	0 1 0	0	0	0	NA
<b>Totals</b>				<b>7-9 16/16</b>	<b>136 87 49</b>	<b>3.0 36.0</b>	<b>NA NA</b>	<b>0 0 0</b>	<b>5 2 1</b>	<b>0 0 0</b>	<b>0 0 0</b>	<b>0 0 0</b>	<b>0</b>

## 2016 New Orleans Saints

Date	Opp	W/L	P/S	Tot Solo Asst	Sk - Yds	QBP	TFL	Int - Yds	-TD	PD	FF	FR - Yds	SpT
Sept 11	Oak	L	S	7 6 1	0.0 0.0	NA	NA	0 0 0	2 0 0	0	0	0	NA
Sept 18	@ NYG	L	S	10 7 3	0.0 0.0	NA	NA	0 0 0	0 1 0	0	0	0	NA
Sept 26	Atl	L	IA										
Oct 2	@ SD	W	S	7 5 2	0.0 0.0	NA	NA	0 0 0	0 0 0	0	0	0	NA
Oct 16	Car	W	S	8 4 4	0.0 0.0	NA	NA	0 0 0	0 0 0	0	0	0	NA
Oct 23	@ KC	L	S	5 4 1	0.0 0.0	NA	NA	0 0 0	0 0 0	0	0	0	NA
Oct 30	Sea	W	S	4 4 0	0.0 0.0	NA	NA	0 0 0	0 0 0	0	0	0	NA
Nov 6	@ SF	W	S	11 8 3	0.0 0.0	NA	NA	0 0 0	0 1 1	0	0	0	NA
Nov 13	Den	L	S	9 7 2	1.0 1.0	NA	NA	1 30 0	2 0 0	0	0	0	NA
Nov 17	@ Car	L	S	7 2 5	0.0 0.0	NA	NA	0 0 0	1 0 0	0	0	0	NA

Nov 27	LAR	W	S	6 4 2	0.0 0.0	NA	NA	1 0 0	1 0 0	0	0	0	NA
Dec 4	Det	L	S	6 5 1	0.0 0.0	NA	NA	0 0 0	0 0 0	0	0	0	NA
Dec 11	@ TB	L	SUS										
Dec 18	@ Ari	W	SUS										
Dec 24	TB	W	SUS										
Jan 1	@ Atl	L	SUS										
<b>Totals</b>				<b>7-9 11/11</b>	<b>80 56 24</b>	<b>1.0 1.0</b>	<b>NA NA</b>	<b>2 30 0</b>	<b>6 2 1</b>	<b>0 0 0</b>	<b>0 0 0</b>	<b>0 0 0</b>	<b>1</b>

## 2017 New Orleans Saints

Date	Opp	W/L	P/S	Tot Solo Asst	Sk - Yds	QBP	TFL	Int - Yds	-TD	PD	FF	FR - Yds	SpT
Sept 11	@ Min	L	S	6 5 1	0.0 0.0	NA	NA	0 0 0	0 0 0	0	0	0	NA
Sept 17	NE	L	S	5 5 0	0.0 0.0	NA	NA	0 0 0	0 0 0	0	0	0	NA
Sept 24	@ Car	W	S	6 4 2	0.0 0.0	NA	NA	1 30 0	2 0 0	0	0	0	NA
Oct 1	@ Mia	W	S	4 4 0	0.0 0.0	NA	NA	0 0 0	0 0 0	0	0	0	NA
Oct 15	Det	W	S	4 3 1	0.0 0.0	NA	NA	1 11 0	3 0 1	0	0	0	NA
Oct 22	@ GB	W	S	4 2 2	0.0 0.0	NA	NA	1 0 0	1 0 0	0	0	0	NA
Oct 29	Chi	W	S	9 6 3	0.5 4.5	NA	NA	0 0 0	1 0 0	0	0	0	NA
Nov 5	TB	W	S	1 1 0	0.0 0.0	NA	NA	0 0 0	0 0 0	0	0	0	NA
Nov 12	@ Buf	W	IA										
Nov 19	Was	W	IA										
Nov 26	@ LAR	L	S	5 4 1	0.0 0.0	NA	NA	0 0 0	0 0 0	0	0	0	NA
Dec 3	Car	W	S	3 3 0	1.0 3.0	NA	NA	0 0 0	0 0 0	0	0	0	NA
Dec 7	@ Atl	L	S	3 3 0	0.0 0.0	NA	NA	0 0 0	0 0 0	0	0	0	NA
Dec 17	NYJ	W	S	10 8 2	0.0 0.0	NA	NA	0 0 0	0 0 0	0	0	0	NA
Dec 24	Atl												
Placed on injured reserve on Dec. 22, 2017													
<b>Totals</b>				<b>10-4 12/12</b>	<b>60 48 12</b>	<b>1.5 7.5</b>	<b>NA NA</b>	<b>3 41 0</b>	<b>7 0 1</b>	<b>0 0 0</b>	<b>0 0 0</b>	<b>0 0 0</b>	<b>0</b>

## 2018 Tennessee Titans

Date	Opp	W/L	P/S	Tot Solo Asst	Sk - Yds	QBP	TFL	Int - Yds	-TD	PD	FF	FR - Yds	SpT
Sept 9	@ Mia	L	S	5 4 1	0.0 0.0	0	0	1 0 0	1 0 0	0	0	0	0
Sept 16	Hou	W	S	9 6 3	0.0 0.0	0	0	0 0 0	0 0 0	0	0	0	0
Sept 23	@ Jax	W	S	6 4 2	1.0 2.0	0	0	0 0 0	0 0 0	0	0	0	0
Sept 30	Phi	W	S	2 0 2	0.0 0.0	1	0	0 0 0	0 0 0	0	0	0	0
Oct 7	@ Buf	L	IA										
Oct 14	Bal	L	IA										
Oct 21	@ LAC	L	IA										
Nov 5	@ Dal	W	S	8 4 4	0.0 0.0	0	1	0 0 0	0 0 0	0	0	0	0
Nov 11	NE	W	S	6 3 3	0.0 0.0	0	1	0 0 0	0 0 0	0	0	0	0
Nov 18	@ Ind	L	S	7 5 2	0.0 0.0	0	1	0 0 0	0 0 0	0	0	0	0
Nov 26	@ Hou	L	S	8 5 3	1.0 0.0	0	0	0 0 0	0 0 0	0	0	0	0
Dec 2	NYJ	W	S	2 1 1	0.0 0.0	1	0	0 0 0	1 0 0	0	0	0	0
Dec 6	Jax	W	S	5 4 1	0.0 0.0	0	1	0 0 0	2 0 0	0	0	0	0
Dec 16	@ NYG	W	S	1 1 0	0.0 0.0	0	0	0 0 0	0 0 0	0	0	0	0
Dec 22	Was	W	S	2 1 1	0.0 0.0	1	0	0 0 0	0 0 0	0	0	0	0
Dec 30	Ind	L	S	9 7 2	0.0 0.0	0	0	0 0 0	0 1 0	0	0	0	0
<b>Totals</b>				<b>9-7 13/13</b>	<b>70 45 25</b>	<b>2.0 2.0</b>	<b>3 4 1</b>	<b>1 0 0</b>	<b>5 0 0</b>	<b>0 0 0</b>	<b>0 0 0</b>	<b>0 0 0</b>	

## KENNY VACCARO'S NFL STATISTICS

REGULAR SEASON				TACKLES							INTERCEPTIONS					FUMBLES			
Year	Team	GP	GS	Tot	Solo	Asst	Sk	Yds	QBP	TFL	No	Yds	Lg	TD	PD	FF	FR	Yds	SpT
2013	New Orleans	14	14	93	60	33	1.0	8.0	NA	NA	1	29	29	0	6	1	0	0	3
2014	New Orleans	15	14	113	63	50	1.0	7.0	NA	NA	2	45	45	0	5	0	0	0	2
2015	New Orleans	16	16	136	87	49	3.0	36.0	NA	NA	0	0	0	0	5	2	1	0	0
2016	New Orleans	11	11	80	56	24	1.0	1.0	NA	NA	2	30	30	0	6	2	1	0	1
2017	New Orleans	12	12	60	48	12	1.5	7.5	NA	NA	3	41	30	0	7	0	1	0	0
2018	Tennessee	13	13	70	45	25	2.0	2.0	3	4	1	0	0	0	5	0	0	0	0
2019	Tennessee	16	16	104	62	42	1.0	6.0	1	1	1	2	2	0	5	0	0	0	7
<b>NFL Totals</b>		<b>97</b>	<b>96</b>	<b>656</b>	<b>421</b>	<b>235</b>	<b>10.5</b>	<b>67.5</b>	<b>4</b>	<b>5</b>	<b>10</b>	<b>147</b>	<b>45</b>	<b>0</b>	<b>39</b>	<b>5</b>	<b>3</b>	<b>8</b>	<b>13</b>

PLAYOFFS				TACKLES							INTERCEPTIONS					FUMBLES			
Year	Team	GP	GS	Tot	Solo	Asst	Sk	Yds	QBP	TFL	No	Yds	Lg	TD	PD	FF	FR	Yds	SpT
2013	New Orleans	0	0	0	0	0	0.0	0.0	NA	NA	0	0	0	0	0	0	0	0	0
2017	New Orleans	0	0	0	0	0	0.0	0.0	NA	NA	0	0	0	0	0	0	0	0	0
2019	Tennessee	3	3	19	11	8	0.0	0.0	0	1	1	3	3	0	2	0	0	0	0
<b>Playoff Totals</b>		<b>3</b>	<b>3</b>	<b>19</b>	<b>11</b>	<b>8</b>	<b>0.0</b>	<b>0.0</b>	<b>0</b>	<b>1</b>	<b>1</b>	<b>3</b>	<b>3</b>	<b>0</b>	<b>2</b>	<b>0</b>	<b>0</b>	<b>0</b>	<b>0</b>

### Single-Game Highs

Tackles - 16 (Twice, last at Houston 11/29/15)  
 Interceptions - 1 (10 times, last vs. Houston 12/15/19)  
 Interception Long - 45 at Detroit (10/19/14)  
 Sacks - 2 vs. Jacksonville (12/27/15)  
 Passes Defensed - 3 vs. Detroit (10/15/17)  
 Forced Fumble - 1 (Five times, last at San Francisco 11/6/16)  
 Fumble Recovery - 1 (Three times, last vs. Detroit 10/15/17)  
 Special Teams Tackles - 2 (Twice, last at Cleveland (9/8/19)

### Playoff Single-Game Highs

Tackles - 7 (Twice, last at Baltimore 1/11/20)  
 Interceptions - 1 at Baltimore (1/11/20)  
 Passes Defensed - 1 (Twice, last at Baltimore 1/11/20)  
 Tackles For Loss - 1 at New England (1/4/20)

### Additional Statistics

Touchdowns - 1, fumble recovery in the end zone vs. Detroit (10/15/17)



# 42 D'ANDRE WALKER

OUTSIDE LINEBACKER • 6'2" • 251 LBS • COLLEGE: GEORGIA  
 ACQUIRED: 5TH ROUND - 2019 • NFL EXPERIENCE (NFL/TITANS): 2/2  
 HOMETOWN: COLLEGE PARK, GA.  
 GAMES PLAYED/GAMES STARTED: 0/0 (PLAYOFFS: 0/0)

**PRO:** The Titans selected D'Andre Walker in the fifth round of the 2019 NFL Draft, adding a skilled and relentless pass rusher to the outside linebacker corps. The 6-foot-2-inch, 251-pounder spent his entire rookie campaign on injured reserve. During his four seasons at Georgia, he accumulated 13.5 sacks, including a career-high 7.5 sacks as a senior.

#### CAREER HIGHLIGHTS:

- Walker started all 13 games as a senior at Georgia in 2018, finishing with career highs in tackles (45), sacks (7.5), passes defended (three), forced fumbles (four) and fumble recoveries (one).

#### TITANS TIDBITS:

- Prior to the 2019 NFL Draft in Nashville, former Tennessee State University linebacker Christian Abercrombie was chosen to announce the Titans' fifth-round choice. Abercrombie became an inspirational figure in Nashville and around the football world by overcoming a life-threatening injury during the 2018 season and battling through two subsequent brain surgeries. By chance, he announced the Titans' selection of Walker, a friend since age 10 when the two played youth football at Welcome All Park in College Park, Ga.
- Walker says his most memorable college football game was the national semifinal matchup between Georgia and Oklahoma at the Rose Bowl on Jan. 1, 2018. In the double-overtime win for the Bulldogs, Walker made a crucial third-down tackle to force a punt, leading to Georgia's game-tying touchdown drive on the ensuing possession.
- Walker claims the most inspirational person in his life is his mother, Au'Drea, who worked as a massage therapist to provide for him and his two sisters.

#### CAREER TRANSACTIONS:

- The College Park, Ga., native was selected by the Titans in the fifth round (168th overall) of the 2019 NFL Draft.

#### SEASON RECAPS:

**2019 (0/0, 0/0):** Placed on injured reserve on Aug. 10, 2019 and missed his entire rookie campaign.

#### COLLEGE:

- During a four-year career at Georgia, Walker appeared in 54 games (13 starts) and totaled 113 tackles, 13.5 sacks, 27.5 tackles for loss, four passes defended, five forced fumbles, one fumble recoveries and two blocked punts.
- As a senior (2018), started all 13 games in which he played and established career highs with 45 tackles, 7.5 sacks, 14 quarterback pressures, three passes defended, four forced fumbles and one fumble recovery. Added 11 tackles for loss. Led the team in tackles for loss, sacks and quarterback pressures. Named a co-winner of the team's Defensive Up Front award.
- Against Alabama in the SEC Championship Game (12/1), posted five tackles, two tackles for loss, a sack, a forced fumble and a pass breakup.
- As a junior (2017), played in 15 games and recorded 40 total tackles. Ranked second on the team with 5.5 sacks and a career-high 13.5 tackles for loss. Added 12 quarterback pressures. He was one of four defensive players to win the team's Most Improved Award.
- As a sophomore (2016), appeared in all 13 games and registered 19 tackles, 2.5 tackles for loss and seven quarterback pressures (third on team).
- As a freshman (2015), played in all 13 games and registered nine total

tackles and two quarterback pressures.

- Majored in sociology at Georgia.

#### PERSONAL:

- Attended Langston Hughes (Fairburn, Ga.) High School, where he earned Parade Magazine All-America honorable mention as a senior in 2014. He added 2014 U.S. Army All-American, Atlanta Journal-Constitution Class AAAAAA All-State Team and Georgia Sports Writers Association All-State Class AAAAAA First Team Defense honors.
- Finished his senior season with 102 tackles, including 29 tackles for loss and 23.5 sacks. Helped lead his team to a 9-2 record and the Class AAAAAA playoffs.
- Named a four-star prospect by PrepStar Magazine (236th overall prospect), Rivals.com (85th overall prospect), Scout.com (79th nationally and seventh among outside linebackers) and 247sports.com (165th nationally).
- List of favorites: (movies) "ATL," "Takers" and "The Equalizer"; (TV shows) "Martin" and "T.I. & Tiny: The Family Hustle"; (musician) T.I.; (meal) salmon; and (dessert) ice cream with cake, brownies or cookies.
- Follow Walker on Twitter and Instagram at @DAndreWalker15.
- Born D'Andre Walker on Jan. 23, 1997 in College Park, Ga.



## D'ANDRE WALKER'S NFL STATISTICS

REGULAR SEASON				TACKLES								INTERCEPTIONS					FUMBLES			
Year	Team	GP	GS	Tot	Solo	Asst	Sk	Yds	QBP	TFL	No	Yds	Lg	TD	PD	FF	FR	Yds	SpT	
2019	Tennessee	0	0	Injured Reserve																
<b>NFL Totals</b>		<b>0</b>	<b>0</b>	<b>0</b>	<b>0</b>	<b>0</b>	<b>0.0</b>	<b>0.0</b>	<b>0</b>	<b>0</b>	<b>0</b>	<b>0</b>	<b>0</b>	<b>0</b>	<b>0</b>	<b>0</b>	<b>0</b>	<b>0</b>	<b>0</b>	<b>0</b>

PLAYOFFS				TACKLES								INTERCEPTIONS					FUMBLES			
Year	Team	GP	GS	Tot	Solo	Asst	Sk	Yds	QBP	TFL	No	Yds	Lg	TD	PD	FF	FR	Yds	SpT	
2019	Tennessee	0	0	Injured Reserve																
<b>NFL Totals</b>		<b>0</b>	<b>0</b>	<b>0</b>	<b>0</b>	<b>0</b>	<b>0.0</b>	<b>0.0</b>	<b>0</b>	<b>0</b>	<b>0</b>	<b>0</b>	<b>0</b>	<b>0</b>	<b>0</b>	<b>0</b>	<b>0</b>	<b>0</b>	<b>0</b>	<b>0</b>



# 40 JORDAN WILLIAMS

**OUTSIDE LINEBACKER** • 6'4" • 262 LBS • **COLLEGE: TENNESSEE**  
**ACQUIRED: FREE AGENT - 2019** • **NFL EXPERIENCE (NFL/TITANS): 3/2**  
**HOMETOWN: GAINESVILLE, FLA.**  
**GAMES PLAYED/GAMES STARTED: 2/0 (PLAYOFFS: 0/0)**

**PRO:** The Titans signed outside linebacker Jordan Williams during training camp of the 2019 season to provide depth and experience to the outside linebacking corps. He spent his entire first season in Tennessee on injured reserve after suffering an injury in training camp. The 6-foot-4-inch, 262-pounder originally signed with the New York Jets as a rookie free agent following the 2015 NFL Draft. Williams has also spent time with the Miami Dolphins and New York Giants, and has appeared in two contests. The Gainesville, Fla., native was a four-year letterman at Tennessee and appeared in 44 games with 21 starts from 2011-14.

#### CAREER HIGHLIGHTS:

- In 2017, Williams appeared in one contest for the New York Giants and posted two tackles.

#### TITANS TIDBITS:

- Williams' father, Keith, was a defensive lineman at Florida from 1982-86. His sister, Janine, played volleyball at Florida.
- Williams works part-time as a photographer and was featured in 2018's Art Basel. His work can be seen on Instagram @jordanwilliamspro.

#### CAREER TRANSACTIONS:

- The Gainesville, Fla., native originally signed with the New York Jets as a rookie free agent on May 8, 2015.
- Waived by the Jets on Sept. 5, 2015 and signed to the team's practice squad a day later.
- Waived by the Jets on Sept. 22, 2015.
- Signed by the Miami Dolphins to the team's practice squad on Oct. 6, 2015.
- Signed to the Dolphins active roster off of the practice squad on Dec. 5, 2015.
- Waived by the Dolphins on Dec. 26, 2015.
- Signed by the Dolphins to the team's practice squad on Dec. 29, 2015.
- Signed to the Dolphins active roster off of the practice squad on Jan. 5, 2016.
- Waived by the Dolphins on Sept. 3, 2016 and signed to the team's practice squad two days later.
- Waived by the Dolphins on Sept. 20, 2016.
- Signed by the Dolphins to the team's practice squad on Dec. 6, 2016.
- Signed by the New York Giants to a future's contract on Jan. 9, 2017.
- Waived by the Giants on Sept. 2, 2017 and signed to the team's practice squad a day later.
- Signed by the Giants to the active roster off of the practice squad on Nov. 1, 2017.
- Waived by the Giants on Nov. 7, 2017.
- Signed by the Giants to the team's practice squad on Nov. 9, 2017.
- Waived/injured by the Giants on Sept. 1, 2018 and reverted to injured reserve.
- Signed by the Titans as a free agent on Aug. 1, 2019.
- Waived/injured by the Titans on Aug. 12, 2019 and reverted to injured reserve.

#### SEASON RECAPS:

**2019 (0/0 - Tennessee):** Spent the entire season on injured reserve due to an injury he suffered during training camp.

**2018 (0/0 - New York Giants):** Was waived during roster cuts with an injury designation and spent the entire season on injured reserve..

**2017 (1/0 - New York Giants):** Appeared in one contest and totaled two tackles. Spent majority of the season on the practice squad.

- Against the Los Angeles Rams (11/5), posted two tackles.

**2016 (0/0 - Miami):** Spent part of the campaign on the Dolphins practice squad.

**2015 (0/0 - New York Jets; 1/0 - Miami):** Began the season on the Jets practice squad before being waived and signed by the Dolphins to the team's practice squad. Signed by the Dolphins to the team's active roster and appeared in one contest.

- Against Baltimore (12/6), made his NFL debut.

#### COLLEGE:

- During a four-year career at Tennessee (2011-14), Williams played in 44 games and recorded 21 starts. He totaled 66 tackles, 6.5 sacks and four passes defended.
- As a senior (2014), started all 13 games and tallied 27 tackles, two sacks and four passes defended.
- As a junior (2013), appeared in 12 contests with three starts. Posted 18 tackles and 1.5 sacks.
- As a sophomore (2012), played in 10 games with five starts and notched 17 tackles and two sacks.
- As a freshman (2011), saw action in nine games and recorded four tackles and one sack.
- Majored in arts and sciences at Tennessee.

#### PERSONAL:

- Attended Gainesville (Fla.) High School, where he totaled 72 tackles, eight tackles for loss and 10 quarterback pressures as a senior.
- Rated as a 3-star recruit by Rivals, Scout.com and ESPN. Ranked as the No. 42 overall strongside defensive end by Rivals, the No. 45 overall defensive end by Scout.com, and the No. 61 overall defensive end by ESPN.
- Selected to the Gainesville Sun's 2010 Class 5A-AA First Team, and finished third in District 5A-AA with six sacks as a senior.
- Son of Keith Williams and Angela Bent-Williams.
- Has one sister, Janine.
- Follow Williams on Instagram @mr\_rockytop.
- Follow Williams on Twitter @mr\_rockytop.
- Born Jordan Cornell Williams on March 23, 1993 in Gainesville, Fla.

## JORDAN WILLIAMS' GAME-BY-GAME

### 2015 New York Jets/Miami Dolphins

Date	Opp	W/L	P/S	Tot Solo	Asst	Sk	- Yds	QBP	TFL	Int - Yds	-TD	PD	FF	FR - Yds	SpT
Sept 13	Cle	W	PS												
Sept 21	@ Ind	W	PS												
Waived by the Jets on Sept. 22, 2015 and signed by the Dolphins on Oct. 6, 2015.															
Oct 18	@ Ten	W	PS												
Oct 25	Hou	W	PS												
Oct 29	@ NE	L	PS												
Nov 8	@ Buf	L	PS												
Nov 15	@ Phi	W	PS												
Nov 22	Dal	L	PS												
Nov 29	@ NYJ	L	PS												
Dec 6	Bal	W	p	0	0	0	0.0	0	0	0	0	0	0	0	0
Dec 14	NYG	L	IA												
Dec 20	@ SD	L	IA												
Dec 27	Ind	L	NOR												
Jan 3	NE	W	PS												
<b>Totals</b>		<b>7-7</b>	<b>1/0</b>	<b>0</b>	<b>0</b>	<b>0</b>	<b>0.0</b>	<b>0</b>	<b>0</b>	<b>0</b>	<b>0</b>	<b>0</b>	<b>0</b>	<b>0</b>	<b>0</b>

### 2016 Miami Dolphins

Date	Opp	W/L	P/S	Tot Solo	Asst	Sk	- Yds	QBP	TFL	Int - Yds	-TD	PD	FF	FR - Yds	SpT
Sept 11	@ Sea	L	PS												
Sept 18	@ NE	L	PS												
Dec 11	Ari	W	PS												
Dec 17	@ NYJ	W	PS												
Dec 24	@ Buf	W	PS												
Jan 1	NE	L	PS												
<b>Totals</b>		<b>3-3</b>	<b>0/0</b>	<b>0</b>	<b>0</b>	<b>0</b>	<b>0.0</b>	<b>0</b>	<b>0</b>	<b>0</b>	<b>0</b>	<b>0</b>	<b>0</b>	<b>0</b>	<b>0</b>

### 2017 New York Giants

Date	Opp	W/L	P/S	Tot Solo	Asst	Sk	- Yds	QBP	TFL	Int - Yds	-TD	PD	FF	FR - Yds	SpT
Sept 10	@ Dal	L	PS												
Sept 18	Det	L	PS												
Sept 24	@ Phi	L	PS												
Oct 1	@ TB	L	PS												
Oct 8	LAC	L	PS												
Oct 15	@ Den	W	PS												
Oct 22	Sea	L	PS												
Nov 5	LAR	L	p	2	1	1	0.0	0	0	0	0	0	0	0	0
Nov 12	@ SF	L	PS												
Nov 19	KC	W	PS												
Nov 23	@ Was	L	PS												
Dec 3	@ Oak	L	PS												
Dec 10	Dal	L	PS												
Dec 17	Phi	L	PS												
Dec 24	@ Ari	L	PS												
Dec 31	Was	W	PS												
<b>Totals</b>		<b>3-13</b>	<b>1/0</b>	<b>2</b>	<b>1</b>	<b>1</b>	<b>0.0</b>	<b>0</b>	<b>0</b>	<b>0</b>	<b>0</b>	<b>0</b>	<b>0</b>	<b>0</b>	<b>0</b>

## JORDAN WILLIAMS' NFL STATISTICS

REGULAR SEASON		TACKLES									INTERCEPTIONS					FUMBLES			
Year	Team	GP	GS	Tot	Solo	Asst	Sk	Yds	QBP	TFL	No	Yds	Lg	TD	PD	FF	FR	Yds	SpT
2015	N.Y. Jets/MIA	1	0	0	0	0	0	0.0	0	0	0	0	0	0	0	0	0	0	0
2016	Miami			Practice Squad															
2017	N.Y. Giants	1	0	2	1	1	0.0	0	0	0	0	0	0	0	0	0	0	0	0
2018	N.Y. Giants			Injured Reserve															
2019	Tennessee			Injured Reserve															
<b>NFL Totals</b>		<b>2</b>	<b>0</b>	<b>2</b>	<b>1</b>	<b>1</b>	<b>0.0</b>	<b>0</b>	<b>0</b>	<b>0</b>	<b>0</b>	<b>0</b>	<b>0</b>	<b>0</b>	<b>0</b>	<b>0</b>	<b>0</b>	<b>0</b>	<b>0</b>

### Single-Game Highs

Tackles - 2 vs. Los Angeles Rams (12/6/17)



# 79 ISAIAH WILSON

OFFENSIVE LINEMAN • 6'6" • 350 LBS • COLLEGE: GEORGIA  
 ACQUIRED: 1ST ROUND - 2020 • NFL EXPERIENCE (NFL/TITANS): ROOKIE  
 HOMETOWN: BROOKLYN, N.Y.  
 GAMES PLAYED/GAMES STARTED: 0/0 (PLAYOFFS: 0/0)

**PRO:** The Titans used their first pick (29th overall) in the 2020 NFL Draft on massive Georgia offensive lineman Isaiah Wilson with the expectation that he would compete for playing time at right tackle as a rookie. The 6-foot-6-inch, 350-pounder brings athleticism to the position in addition to his imposing size. A native of Brooklyn, N.Y., he declared for the NFL Draft despite having two years of eligibility remaining at Georgia. Following a redshirt season, he started 24 total games for the Bulldogs from 2018 to 2019.

#### TITANS TIDBITS:

- Wilson enjoys watching cartoons, and he has a particular fondness for "SpongeBob SquarePants." "I can really dissect it deeply and learn a lot from it," he says.
- Wilson is comfortable working in the kitchen, dishing out everything from French toast to mac and cheese and collared greens to his family. He was employed at a summer camp for three summers in high school, spending much of that time in the camp kitchen.
- One of his rituals is eating an ice cream sundae the night before every game.
- Wilson welcomed the opportunity to begin his career in Music City. He listens to a diverse range of music, listing Travis Scott, Brantley Gilbert, Aretha Franklin and Mötley Crüe as a sampling of his many favorites.
- Prior to being drafted by the Titans, Wilson, a video game enthusiast, would choose the Titans when he played Madden NFL because of Derrick Henry. "You can't stop him," Wilson says.

#### CAREER TRANSACTIONS:

- The Brooklyn, N.Y., native was selected by the Titans in the first round (29th overall) of the 2020 NFL Draft.

#### COLLEGE:

- After redshirting in 2017, Wilson played two seasons at Georgia (2018-19), appearing in 25 total games with 24 starts. All of his starts came at right tackle. The Bulldogs finished 11-3 in 2018 and 12-2 in 2019 in his two playing seasons in Athens.

**AS A SOPHOMORE (2019)**, appeared in 11 games with 10 starts at right tackle. He was named second-team Associated Press All-SEC and was the co-winner of Offensive "Up Front" Award.

- Played every offensive snap against Kentucky, Florida, Auburn and Texas A&M, and played over 95 percent of offensive snaps in three others (Vanderbilt, Tennessee, Missouri). Missed Murray State and Arkansas games due to injury.

**AS A REDSHIRT FRESHMAN (2018)**, named to the Football Writers Association of America Freshman All-America Team and the 2018 Coaches Freshman All-SEC Team. He started at right tackle in all 14 games.

- Played on 95 percent of Georgia's offensive snaps during the Bulldogs' eight SEC games, including every snap in the last four conference games.
- Co-winner of the team's Offensive Most Improved Player Award.

**AS A TRUE FRESHMAN (2017)**, redshirted.

- Majored in psychology with a minor in religion at Georgia.

#### PERSONAL:

- Engaged to Grace Wilson Barnette and splits time between Nashville and Brooklyn, N.Y.
- Attended Poly Prep Country Day School (Brooklyn, N.Y.), where he earned Parade All-America honorable mention. His honors also included American Family Insurance 2016 USA Today All-USA Second-Team Offense, New York City's Mr. Football Award by the National Football Foundation, New York State Sports Writers Association 2016 Class AA Player of the Year Award and Class AA All-State First-Team Offense.
- He was named a five-star prospect by PrepStar Magazine, ESPN.com, Rivals and 247Sports. Nationally, he was PrepStar's second-ranked prospect, ESPN's second-ranked tackle, Rivals' 17th-ranked prospect (No. 1 in New York), 247Sports' 16th-ranked prospect (No. 1 in New York).
- In 2016, played a limited number of plays at quarterback in a wildcat offense and scored three touchdowns on 20 yards in one game.
- Received NYSSWA 2015 Class AA All-State First Team Offense honors in his junior year.
- Also wrestled and played lacrosse in high school.
- Son of Merrell and Sharese Wilson.
- Has one dog, a Yorkie named Jax.
- Follow Wilson on Twitter at @\_LayZay\_.
- Follow Wilson on Instagram at @7ninee.
- List of favorites includes (TV show) "Criminal Minds" and (movie) "2 Fast 2 Furious."
- Born Isaiah Terrell Wilson on Feb. 12, 1999 in Brooklyn, N.Y.


## ISAIAH WILSON'S COLLEGE STATISTICS

### REGULAR SEASON

Year	Team	GP	GS
2017	Georgia	Redshirted	
2018	Georgia	14	14
2019	Georgia	11	10
<b>College Totals</b>		<b>25</b>	<b>24</b>

### Starts Breakdown:

2018 - RT 14; 2019 - RT 10



# 39 SHAUN WILSON

RUNNING BACK • 5'9" • 185 LBS • COLLEGE: DUKE

ACQUIRED: FREE AGENT - 2019 • NFL EXPERIENCE (NFL/TITANS): 2/1

HOMETOWN: CHARLOTTE, N.C.

GAMES PLAYED/GAMES STARTED: 5/0 (PLAYOFFS: 0/0)

**PRO:** The Titans signed Shaun Wilson to the practice squad during Week 17 of the 2019 season. The 5-foot-9-inch, 185-pounder was originally signed by the Tampa Bay Buccaneers as a rookie free agent following the 2018 NFL Draft and appeared in five games at running back and as a return specialist. The Charlotte, N.C., native has also spent time with Washington.

#### CAREER TRANSACTIONS:

- The Charlotte, N.C., native originally signed with the Tampa Bay Buccaneers as a rookie free agent on April 30, 2018.
- Waived by the Buccaneers on June 21, 2019.
- Signed by Washington as a free agent on July 25, 2019.
- Waived by Washington from injured reserve on Nov. 1, 2019.
- Signed by the Titans to the team's practice squad on Dec. 24, 2019.

#### SEASON RECAPS:

**2019 (0/0 - Washington; 0/0, 0/0 - Tennessee):** Made Washington's initial 53-man roster but was placed on injured reserve a day later with an ankle injury. Waived by Washington from injured reserve on Nov. 1. Signed by the Titans to their practice squad on Dec. 24 and spent the remainder of the regular season and postseason with the team.

**2018 (5/0 - Tampa Bay):** Appeared in five games as a rookie and totaled six carries for 29 yards and returned seven kickoffs for 122 yards. Was inactive for four games. Placed on injured reserve on Nov. 13.

- At New Orleans (9/9), made his NFL debut and carried the ball once for six yards. Recorded one kickoff return for 29 yards.
- Against Pittsburgh (9/24), returned five kickoffs for 68 yards.

#### COLLEGE:

- Appeared in 49 games with 23 starts over four seasons (2014-17) at Duke. Carried the ball 475 times for 2,463 yards and 18 touchdowns and caught 81 passes for 725 yards and six scores. Added 67 kick returns for 1,697 yards.
- As a senior (2017), started all 13 games and rushed for 818 yards and six touchdowns on 162 carries. Also made 26 receptions for 263 yards and four touchdowns. Returned 26 kickoffs for 609 yards with a long of 76. Earned honorable mention All-ACC recognition.
- As a junior (2016), played in 12 games with eight starts and carried the ball 151 times for 623 yards and four touchdowns. Added eight receptions for 76 yards. Returned 37 kickoffs for 924 yards and a score, including a long of 96.
- As a sophomore (2015), appeared in 11 games and made two starts. Tallied 424 rushing yards and three touchdowns on 84 carries and also caught 19 passes for 207 yards and one score. Named co-MVP of the New Era Pinstripe Bowl and was an ESPN All-Bowl Team selection.

- As a freshman (2014), played in all 13 games and recorded 78 carries for 598 yards and five touchdowns. Added 18 catches for 179 yards and one score.

- Majored in sociology at Duke.

#### PERSONAL:

- Attended West Mecklenburg (N.C.) High School where he rushed for 1,857 yards and 32 touchdowns as a senior and was a four-time all-conference selection.
- Rated as the No. 46 running back in the nation by ESPN.
- Also played basketball in high school.
- Son of Lakesha Huntley and Andre Wilson.
- Born Shaun Wilson on Dec. 2, 1995 in Charlotte, N.C.

## SHAUN WILSON'S OFFENSIVE GAME-BY-GAME

2018 Tampa Bay Buccaneers					RUSHING					RECEIVING												
Date	Opp	W/L	P/S	Att	Yds	Avg	Lg	TD	No	Yds	Avg	Lg	TD									
Sept 9	@ NO	W	p	1	6	6.0	6	0	0	0	-	-	0	Nov 11	Was	L	p	2	7	3.5	4	0
Sept 16	Phi	W	p	1	9	9.0	9	0	0	0	-	-	0	Nov 18	@ NYG			Placed on injured reserve on Nov. 13, 2018.				
Sept 24	Pit	L	p	0	0	-	-	0	0	0	-	-	0	Nov 25	SF							
Sept 30	@ Chi	W	IA											Dec 2	Car							
Oct 14	@ Atl	L	IA											Dec 9	NO							
Oct 21	Cle	W	IA											Dec 16	@ Bal							
Oct 28	@ Cin	L	IA											Dec 23	@ Dal							
Nov 4	@ Car	L	p	2	7	3.5	5	0	0	0	-	-	0	Dec 30	Atl							
															<b>Totals</b>							
															4-5 5/0 6 29 4.8 9 0 3 5 1.7 5 0							

## SHAUN WILSON'S RETURN GAME-BY-GAME

2018 Tampa Bay Buccaneers					PUNT RETURNS					KICKOFF RETURNS														
Date	Opp	W-L	P/S	No	FC	Yds	Avg	Lg	TD	No	Yds	Avg	Lg	TD										
Sept 9	@ NO	L	p	0	0	0	-	0	0	1	29	29.0	29	0	Nov 11	Was	L	p	0	0	0	-	0	0
Sept 16	Phi	W	p	0	0	0	-	0	0	0	0	-	-	0	Nov 18	@ NYG			Placed on injured reserve on Nov. 13, 2018.					
Sept 24	Pit	L	p	0	0	0	-	0	0	5	68	13.6	17	0	Nov 25	SF								
Sept 30	@ Chi	W	IA												Dec 2	Car								
Oct 14	@ Atl	L	IA												Dec 9	NO								
Oct 21	Cle	W	IA												Dec 16	@ Bal								
Oct 28	@ Cin	L	IA												Dec 23	@ Dal								
Nov 4	@ Car	L	p	0	0	0	-	0	0	1	25	25.0	25	0	Dec 30	Atl								
															<b>Totals</b>									
															4-5 5/0 0 0 0 - - 0 7 122 17.4 29 0									

## SHAUN WILSON'S NFL STATISTICS

REGULAR SEASON		RUSHING								RECEIVING				
Year	Team	GP	GS	Att	Yds	Avg	Lg	TD	No	Yds	Avg	Lg	TD	
2018	Tampa Bay	5	0	6	29	4.8	9	0	3	5	1.7	5	0	
2019	WAS/TEN	Injured Reserve/Practice Squad												
<b>NFL Totals</b>		<b>5</b>	<b>0</b>	<b>6</b>	<b>29</b>	<b>4.8</b>	<b>9</b>	<b>0</b>	<b>3</b>	<b>5</b>	<b>1.7</b>	<b>5</b>	<b>0</b>	

REGULAR SEASON		PUNT RETURNS					KICKOFF RETURNS					
Year	Team	No	FC	Yds	Avg	Lg	TD	No	Yds	Avg	Lg	TD
2018	Tampa Bay	0	0	0	-	-	0	7	122	17.4	29	0
2019	WAS/TEN	Injured Reserve/Practice Squad										
<b>NFL Totals</b>		<b>0</b>	<b>0</b>	<b>0</b>	<b>-</b>	<b>-</b>	<b>0</b>	<b>7</b>	<b>122</b>	<b>17.4</b>	<b>29</b>	<b>0</b>

### Single-Game Highs

Rushes - 2 (Twice, last vs. Washington 11/11/18)  
 Rushing Yards - 9 vs. Philadelphia (9/16/18)  
 Long Rush - 9 vs. Philadelphia (9/16/18)  
 Receptions - 2 vs. Pittsburgh (9/24/18)  
 Receiving Yards - 9 vs. Pittsburgh (9/24/18)  
 Long Reception - 5 vs. Pittsburgh (9/24/18)

Kickoff Retuns - 5 vs. Pittsburgh (9/24/18)  
 Kick Return Yards - 68 vs. Pittsburgh (9/24/18)  
 Kickoff Return Long - 29 at New Orleans (9/9/18)



# 5 LOGAN WOODSIDE

QUARTERBACK • 6'1" • 213 LBS • COLLEGE: TOLEDO

ACQUIRED: FREE AGENT - 2018 • NFL EXPERIENCE (NFL/TITANS): 1/1

HOMETOWN: FRANKFORT, KY.

GAMES PLAYED/GAMES STARTED: 0/0 (PLAYOFFS: 0/0)

**PRO:** Quarterback Logan Woodside spent the first three weeks of the 2018 season with the Titans on the practice squad, and he re-signed with the club during the 2019 offseason following a stint with the Alliance of American Football League's San Antonio Commanders. The 6-foot-1 inch, 213-pounder was originally drafted by the Cincinnati Bengals in the seventh round (249th overall) of the 2018 NFL Draft. A native of Frankfort, Ky., he established program records at Toledo in passing yards (10,514), touchdowns (93), passing efficiency (162.87) and 300-yard games (17) during a four-year career. His 93 touchdown passes ranks fifth all-time in MAC history.

#### CAREER HIGHLIGHTS:

- Holds Toledo's records for passing yards (10,514), touchdowns (93), passing efficiency (162.87) and 300-yard games (17). Tied for fourth in completion percentage (65.1%).
- As a senior (2017), Woodside was named MAC Offensive Player of the Year and first-team All-MAC. He led the MAC in completion percentage (64.2), passing efficiency (162.2), touchdown passes (28), yards per completion (14.7) and yards per attempts (9.45).

#### TITANS TIDBITS:

- In his free time, he enjoys playing golf and fishing in his home state of Kentucky.
- His hometown of Frankfort, Ky., is a three-hour drive from Nashville.
- During the 2019 offseason, Woodside played for the Alliance of American Football League's San Antonio Commanders. In seven AAF games, he completed 116 of 201 passes for 1,385 yards and seven touchdowns.

#### CAREER TRANSACTIONS:

- The Frankfort, Ky., native was originally selected by the Cincinnati Bengals in the seventh round (249th overall) of the 2018 NFL Draft.
- Waived by the Bengals on Sept. 1, 2018.
- Signed by the Titans to the practice squad on Sept. 3, 2018.
- Released by the Titans from the practice squad on Sept. 25, 2018.
- Re-signed by the Titans on April 8, 2019.
- Waived by the Titans on Aug. 31, 2019, and signed to the team's practice squad a day later.
- Placed on practice squad injured on Sept. 12, 2019.
- Signed by the Titans to a future's contract on Jan. 20, 2020.

#### SEASON RECAPS:

**2019 (0/0, 0/0):** Began the season on the practice squad and was placed on the practice squad injured list in Week 1.

#### COLLEGE:

- Appeared in 43 games over four seasons at Toledo and set program records for passing yards (10,514), touchdowns (93), passing efficiency (162.87) and 300-yard games (17). Woodside ranks fifth all-time in MAC history with 93 touchdown passes. Completed 759 of 1,166 passes for 10,514 yards and 93 touchdowns, averaging 244.5 yards per game, and also carried the ball 146 times for 88 yards and four touchdowns. Went 29-9 as a starter over four seasons.
- As a senior (2017), appeared in 14 contests and completed 264 of 411 passes for 3,882 yards with 28 touchdowns and eight interceptions. Led

the MAC in completion percentage (64.2), passing efficiency (162.2), touchdowns (28), passing yards (3,882), yards per completion (14.7), and yards per attempt (9.45). Named MAC Offensive Player of the Year, earned Vern Smith Leadership Award (MAC MVP), first-team All-MAC, and named MAC West Offensive Player of the Week three times. Also named official contender for the Heisman Trophy by the Heisman Trophy Trust. Had six 300-yard passing games as a senior, including one 400-yard game against Tulsa (9/16).

- As a junior (2016), saw action in 13 games and was a first-team All-MAC selection. Completed 289 of 418 passes for 4,129 yards with 45 touchdowns and nine interceptions. His 45 touchdowns led the nation and broke the previous Toledo record of 29. Led the MAC and ranked sixth in the nation in passing yards per game (317.6), second in the MAC and fourth in the nation in completion percentage (69.1%) and threw at least three touchdown passes in 12 of 13 games. Named a Heisman Trophy contender by the Heisman Trophy Trust.
- Redshirted in 2015 and retained junior eligibility.
- As a sophomore (2014), appeared in 12 contests and completed 185 of 296 passes for 2,263 yards with 19 touchdowns and eight interceptions. Ranked fourth in the MAC in passing efficiency (142.5) and completion percentage (62.5%).
- As a freshman (2013), played in four games with one start as a true freshman. Completed 21 of 41 attempts for 240 yards and one touchdown.
- Graduated from Toledo in 2016 with a degree in marketing.

#### PERSONAL:

- Attended Franklin County (Ky.) High School and earned first-team all-state honors from MaxPreps as a senior.
- As a senior, completed 138 of 212 passes for 2,951 yards and a school record 41 touchdowns. Led his school to a 12-1 record and advanced to the third round of state playoffs. Rushed for 428 yards and nine touchdowns, and added 65.5 tackles, five interceptions and 13 passes defended on defense.
- As a junior, threw for 2,560 yards and 29 touchdowns. Rushed for 417 yards and seven touchdowns.
- Son of Jason Woodside and Emily Cleveland.
- Has one step-brother, Tyler Cleveland.
- Born Logan Miles Woodside on Jan. 27, 1995 in Frankfort, Ky.

## LOGAN WOODSIDE'S NFL STATISTICS



REGULAR SEASON			PASSING											RUSHING					
Year	Team	GP/GS	Att	Cmp	Pct	Yds	Yd/Att	TD	INT	Lg	Sk	Yds	Rat	Att	Yds	Avg	Lg	TD	
2018	TEN	0/0																	
2019	TEN	0/0																	
<b>NFL Totals</b>		<b>0/0</b>	<b>0</b>	<b>0</b>	<b>-</b>	<b>0</b>	<b>-</b>	<b>0</b>	<b>0</b>	<b>-</b>	<b>0</b>	<b>0</b>	<b>-</b>	<b>0</b>	<b>0</b>	<b>-</b>	<b>-</b>	<b>0</b>	





TENNESSEE  
**TITANS**

**2020 ROOKIE  
FREE AGENTS**




Signed by the Titans as an undrafted free agent on May 7, 2020...appeared in 48 games with 47 consecutive starts over four seasons at Texas State...made starts at center, left guard, right guard, left tackle and right tackle.

**As a senior (2019)**, started all 12 games at right tackle...earned All-Sun Belt second team recognition...**as a junior (2018)**, started 12 games with six starts at center and six starts at left tackle...named to the All-Sun Belt first team Offense by Pro Football Focus...earned honorable mention All-Sun Belt recognition by the league's coaches and media...**as a sophomore (2017)**, started all 12 games on the offensive line...started five games at center, five games at right guard and two games at left tackle...at Arkansas State (11/18), caught one pass for seven yards...earned All-Sun Belt second team honors by Phil Steele and All-Sun Belt third team recognition by the league's coaches and media...**as a freshman (2016)**, played in 12

games and made 11 starts on the offensive line...started seven games at left guard and four games at center... earned All-Sun Belt third team honors by Phil Steele and All-Sun Belt honorable mention recognition by the league's coaches and media...majored in general studies at Texas State.

**High school/personal:** attended Skyline (Texas) High School where he earned All-District 9-6A First-Team honors at guard...rated a two-star recruit by Rivals...also competed in track and field...son of Thedra and Keith Brewer...@bigtime\_ab on Twitter and Instagram...born Aaron Jamal Brewer on Oct. 28, 1997 in Dallas, Texas.



Signed by the Titans as an undrafted free agent on May 7, 2020...appeared in 43 games with 33 starts over four seasons at Missouri...totaled 307 tackles, 27.5 tackles for loss, six sacks, nine quarterback pressures, 11 passes defended, six interceptions with two returned for touchdowns, and two fumble recoveries with one score as a Tiger.

**As a senior (2019)**, started five games before suffering a season-ending injury...recorded 43 tackles, five tackles for loss, two sacks, two quarterback pressures, five passes defended, three interceptions with two returned for touchdowns and one fumble recovery for a score...became the first Tiger to score three defensive touchdowns in a single season since 1987 and became the first player in program history to do so in three consecutive games...at Wyoming (8/31), notched a career-high 16 tackles and one pass defended... against South Carolina (9/21), posted a team-high nine tackles, one fumble recovery returned for a touchdown and was named SEC Defensive Player of the Week...against Troy (10/5), tallied six tackles, three tackles for loss, one sack, two quarterback pressures and two interceptions including a 33-yard pick six and was named SEC Defensive Player of the Week...**as a junior (2018)**, started all 13 games and recorded a career-high 112 tackles, 6.5 tackles for loss, one sack, six quarterback pressures and one pass defended...named first team All-SEC by Pro Football Focus and second team All-SEC by the league's coaches... was the first player in program history to have four consecutive games of double-digit tackles since 2015... at South Carolina (10/6), notched eight tackles, 0.5 tackle for loss and four quarterback pressures...against

Kentucky (10/27), amassed a season-high 14 tackles...**as a sophomore (2017)**, started all 13 games and posted 105 tackles, 10.0 tackles for loss, three sacks, one quarterback pressure, two passes defended, two interceptions and one fumble recovery...his tackles ranked seventh in the SEC...at Georgia (10/14), amassed 12 tackles, 0.5 tackle for loss and one 21-yard interception...at Vanderbilt (11/18), tallied 12 tackles, two tackles for loss and one sack...against Texas (12/27), set a then-career-high with 13 tackles and added one tackle for loss...**as a freshman (2016)**, played in all 12 games and made two starts...recorded 47 tackles and 6.0 tackles for loss...at Florida (10/15), recorded eight tackles in his first career start...majored in psychology at Missouri.

**High school/personal:** attended Kearney (Mo.) High School where he was named Missouri Class 4A Defensive Player of the Year as a senior after leading Kearney to a Class 4A State Championship...tallied 538 tackles, six sacks and seven interceptions over his high school career...also played running back and tallied 36 carries for 238 yards and eight touchdowns and caught 11 passes for 151 yards and a score...rated a three-star recruit by Rivals and 247Sports and a two-star prospect by Scout...attended the same high school as Titans long snapper Beau Brinkley...son of Craig Garrett and Lindi Burns...@cale\_garrett on Twitter and @cale.garrett on Instagram...born Cale Garrett on Dec. 2, 1997 in Kearney, Mo.



**89 TOMMY HUDSON**

TIGHT END • 6'3" • 255 LBS • COLLEGE: ARIZONA STATE



Signed by the Titans as an undrafted free agent on May 7, 2020...appeared in 40 games with 26 starts and totaled 25 receptions for 205 yards over four seasons at Arizona State...played primarily as a blocking tight end.

**As a senior (2019)**, appeared in 13 games with 11 starts and caught 10 passes for a career-high 112 yards...against Southern California (11/9), tied a career-high with three catches for 36 yards...against Florida State (12/31), posted two receptions for a career-high 39 yards...**as a junior (2018)**, saw action in 13 games and made 10 starts...tallied 13 catches for 66 yards...at Southern California (10/27), caught a career-high three passes for nine yards...**as a sophomore (2017)**, appeared in 13 games with five starts and caught two passes for 27 yards...at UCLA (11/11), caught one pass for 23 yards...**as a redshirt freshman (2016)**, saw

action in one contest...redshirted in 2015...majored in business economics at Arizona State.

**High school/personal:** attended Archbishop Mitty (Calif.) High School...ranked as the No. 18 tight end in the country by ESPN, the No. 24 by Rivals, No. 25 by 247Sports and No. 34 by Scout...son of Christine and Donald Hudson...@TommyHudson15 on Twitter and @t\_Hud87 on Instagram...born Thomas Eugene Hudson on Feb. 22, 1997 in San Jose, Calif.



**56 KHAYLAN KEARSE-THOMAS**

LINEBACKER • 5'11" • 220 LBS • COLLEGE: ARIZONA STATE



Signed by the Titans as an undrafted free agent on May 7, 2020...appeared in 46 games with 15 starts over five seasons at Arizona State...totaled 117 tackles, 19.5 tackles for loss, 7.5 sacks, two interceptions, one forced fumble, one fumble recovery and one blocked kick.

**As a senior (2019)**, started all 13 games and totaled 66 tackles, a team-leading 12.0 tackles for loss, 4.5 sacks, two interceptions, one forced fumble and one fumble recovery, all of which set career-highs...his 4.5 sacks ranked second on the squad...against Kent State (8/29), tallied five tackles, 3.5 tackles for loss, 1.5 sacks and one forced fumble...at Oregon State (11/16), tied a career-high with 11 tackles, two tackles for loss and one sack...against Oregon (11/23), posted seven tackles, one sack and one interception...**as a junior (2018)**, appeared in 13 games with one start and recorded 34 tackles, six tackles for loss and two sacks...at Washington (9/22), amassed a season-high six tackles and one tackle for loss...**as a redshirt sophomore (2017)**, appeared in 13 games and made one start...recorded 17 tackles, 1.5 tackles for loss and one sack...against North

Carolina State (12/29) in the Sun Bowl, notched a season-high seven tackles and one sack...**as a sophomore (2016)**, saw action in one game...**as a freshman (2015)**, appeared in six contests primarily on special teams...majored in liberal studies at Arizona State.

**High school/personal:** attended Etiwanda (Calif.) High School where he was ranked as a four-star prospect by 247Sports and Scout...totaled 68 tackles, one sack, two interceptions and two fumble recoveries as a senior...rated by Scout as the No. 9 middle linebacker in the country and No. 16 inside linebacker prospect in the nation by ESPN...son of Kendal Thomas and Stacia Kearse-Thomas...@hitmank7 on Twitter and @khaylant20 on Instagram...born Khaylan Omari-Seder Kearse-Thomas on Feb. 7, 1997 in Rialto, Calif.



**66 BRANDON KEMP**

TACKLE • 6'6" • 317 LBS • COLLEGE: VALDOSTA STATE




Signed by the Titans as an undrafted free agent on May 7, 2020...appeared in 41 games with 38 starts at tackle over four seasons at Valdosta State (2016-19).

**As a senior (2019)**, started all 11 games at tackle...earned D2CCA second team All-America and first team all-conference recognition...**as a junior (2018)**, saw action in 12 games with 11 starts at tackle...named second team all-conference...helped lead the Blazers to the first undefeated season in school history and the fourth national title in program history...**as a sophomore (2017)**, played in seven games with five starts at tackle...**as a redshirt freshman (2016)**, started all 11 games at tackle...named first team all-conference and first team all-region...redshirted in


2015...graduated in December 2019 with a degree in organizational communications from Valdosta State.

**High school/personal:** attended Columbia (Ga.) High School where he helped lead the Eagles to a spot in the Georgia Class AAAA state playoffs...son of Priscilla Settles...has three sisters...@bkemp\_\_\_ on Instagram...born Brandon Kemp on Jan. 18, 1997 in Atlanta, Ga.



# 18 MASON KINSEY

WIDE RECEIVER • 5'10" • 198 LBS • COLLEGE: BERRY COLLEGE

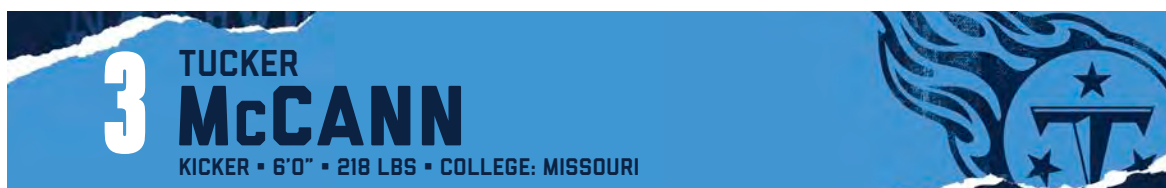


Signed by the Titans as an undrafted free agent on May 7, 2020...appeared in 43 games with 35 starts over four seasons at Berry College...totaled 203 receptions for 3,343 yards and 50 touchdowns, all of which rank first in program history...his career receiving yardage and touchdowns set Southern Athletic Association records...added 16 kick returns for 406 yards with one score and 17 punt returns for 181 yards.

**As a senior (2019)**, started all 11 games and caught 65 passes for 1,221 yards and 16 touchdowns...returned 13 kicks for 375 yards and one touchdown and returned 17 punts for 181 yards...earned All-SAA first team recognition...at Maryville (Tenn.) (9/7), made seven receptions for 103 yards and three touchdowns...at Centre (11/9), caught seven balls for 171 yards and three scores...**as a junior (2018)**, started all 12 games and made 52 catches for 776 yards and 16 touchdowns...earned All-SAA first team honors...against Sewanee (10/6), caught five passes for 119 yards and three scores...**as a sophomore (2017)**, started all 12 games and totaled 77 receptions for 1,245 yards and 17 touchdowns, all


of which were career highs and set school records...averaged 103.8 yards per game...earned All-SAA first team recognition and All-Region honors...against Rhodes (9/16), amassed five receptions for 123 yards and three scores...at Millsaps (10/21), made 10 catches for a career-high 228 yards and four touchdowns...**as a freshman (2016)**, saw action in eight games and caught nine passes for 101 yards and a score...majored in communications at Berry College.

**High school/personal:** attended Habersham Central (Ga.) where he was a two-time All-Region selection...second all-time leading receiver in school history...son of Janet and Shane Kinsey...@MasonKinsey87 on Twitter and @MasonKinsey12 on Instagram...born Mason Shane Kinsey on Aug. 29, 1998 in Demorest, Ga.



# 3 TUCKER McCANN

KICKER • 6'0" • 218 LBS • COLLEGE: MISSOURI



Signed by the Titans as an undrafted free agent on May 7, 2020...appeared in 49 games over four seasons at Missouri and finished his career with 358 points which ranked second in program history...was successful on 61 of 84 career field goals for a 72.6-percent career success rate...his 61 field goals were good for the second-most in Missouri history, and he finished his career with three of the program's all-time top-25 scoring seasons...made a career-long field goal of 57 yards...his three successful career kicks of 50+ yards rank third-most in school history...converted 175 of 187 extra point attempts over four seasons...tallied 304 kickoffs for 19,117 yards and a 62.9-yard average while with the Tigers, and 201 of his kickoffs went for touchbacks...also served as the team's punter in 2019 and amassed 2,940 yards on 68 punts for a 43.2-yard average...had 20 punts of 50+ yards and 25 punts downed inside the 20-yard line.

**As a senior (2019)**, appeared in 13 games and handled place kicking, field goal kicking and punting duties...totaled 82 points which ranked as the 24<sup>th</sup>-most in a single season in program history...converted 16 of 22 field goals for a 72.7-percent success rate and was successful on 34 of 37 extra points...totaled 64 kickoffs for 4,132 yards with 58 touchbacks and a 64.6-yard average...punted 68 times for 2,940 yards with a 43.2-yard average and a career-long punt of 62 yards...25 of his 68 punts went inside the 20-yard line and 20 punts went for 50+ yards...against Southeast Missouri State (9/14), became the first NCAA D1 kicker this century to have four punts of 50+ yards and three field goals of 40+ yards, including a season-high 52-yard field goal... against Ole Miss (10/12), was 4-for-4 on field goal tries including a long of 48, and had all nine kickoffs go for touchbacks...**as a junior (2018)**, saw action in 12 games and totaled 123 points which ranked third-most in school history...converted 24 of 33 field goals for a 74.7 percent success rate...his 24 field goals were the second-most in a single-season in program history...added 51 extra points on 54

tries...tallied 94 kickoffs for 5,762 yards including 56 touchbacks...at South Carolina (10/6), was 5-for-6 on field goal attempts including a career-high 57-yard kick, which was the second-longest field goal in school history... **as a sophomore (2017)**, appeared in 13 games...converted 15 of 17 field goals for a career-high 88.2 percent success rate which ranked second-best in the SEC and fifth-best in the nation...also connected on 51 of 53 extra point attempts...recorded 82 kickoffs and his 45 touchbacks ranked 12<sup>th</sup> in the nation...**as a freshman (2016)**, appeared in 12 games and converted six of 12 field goals with a long of 46 yards...converted 39 of 43 extra point attempts...added 64 kickoffs including 42 touchbacks... against Delaware State (9/24), converted one field goal and 10 extra point attempts...majored in art at Missouri.


**High school/personal:** attended O'Fallon (Ill.) High School where he was rated as a consensus three-star recruit...rated as the third-best placekicker nationally by Rivals, fourth-best by ESPN and fifth-best by 247Sports... rated as a five-star punter and kicker by Kohl's Kicking Academy and was named as the top-rated kicker and No. 5 punter in the 2016 class... connected on 74 of 79 extra points as a senior and made at least one field goal of 50+ yards each year in high school...broke an Illinois state record that had stood since 1996 when he kicked a 60-yard field goal as a junior... was a second team Post-Dispatch All-Metro selection after recording 53 points as a junior...son of Jeff and Liz McCann...@tuckermccan on Twitter and Instagram...born Tucker Jeffrey McCann on Nov. 10, 1997, in O'Fallon, Ill.



Signed by the Titans as an undrafted free agent on May 7, 2020...appeared in 24 games with 20 starts at left tackle over two seasons (2018-19) at TCU...played two seasons at Iowa Western Community College before transferring to TCU.

**As a senior (2019)**, started 11 games at left tackle...missed one game due to injury...**as a junior (2018)**, played in all 13 games and made nine starts at left tackle...against Ohio State (9/15), made his first career start...**as a sophomore (2017)**, appeared in 11 games at Iowa Western Community College...rated as the No. 3 JUCO offensive tackle in the country and No. 14 overall prospect...**as a freshman (2016)**, played in seven games at Iowa Western...majored in communications at TCU.

**High school/personal:** attended Harlem (Ill.) High School where he did not play football until his junior year...also participated in wrestling and went 29-10 as a senior... son of Keshawn McKinney and Megan Fallon...@anthony\_m\_mckinney on Instagram... Anthony Michael McKinney on Oct. 25, 1997, in Rockford, Ill.




Signed by the Titans as an undrafted free agent on May 7, 2020...appeared in 50 games with 14 starts over four seasons at Stanford and totaled 409 carries for 1,676 yards and 24 touchdowns...his rushing scores tied for eighth in school history and his rushing yards tied for the 18<sup>th</sup>-most in program annals...caught 41 passes for 523 yards and one touchdown...added 67 kick returns for 1,613 yards.

**As a fifth-year senior (2019)**, started all 12 games and rushed a career-high 201 times for 840 yards with a team-leading seven touchdowns...recorded career-highs with 25 catches for 240 yards...awarded the Irving S. Zeimer Award for the team's MVP...against Washington (10/5), tallied a career-high 33 carries for a career-high 151 yards and one touchdown and collected two receptions for 32 yards...against Arizona (10/26), rushed 19 times for 102 yards with a career-high-tying three scores...**as a senior (2018)**, appeared in 13 games with two starts...carried the ball 79 times for 330 yards with a team-leading eight touchdowns...caught 10 passes for 109 yards and a score...added 24 kick returns for 566 yards...led the team and ranked fifth in the Pac-12 with a 23.6-yard kickoff return average...against Utah (10/6), had six carries for 17 yards with one touchdown and recorded four kick returns for 100 yards... at California (12/1), carried the ball four times for 12 yards with one touchdown, made three receptions for 54 yards and a score and returned one kick for 27 yards...against Pittsburgh (12/31), tallied 22 carries for 94 yards with two touchdowns and added one 17-yard kick return...**as a junior (2017)**, saw action in 14 games and recorded 389 rushing yards on 91 carries with eight touchdowns...caught six passes for 174 yards...tallied 39 kick returns for 1,008 yards with a 25.8-yard average...kick return yardage ranked first in

the Pac-12 and second nationally and his return average ranked second in the Pac-12 and 18<sup>th</sup> nationally...earned All-Pac-12 honorable mention accolades...against Rice (8/27), carried the ball eight times for 59 yards with three touchdowns and caught one 56-yard pass...against UCLA (9/23), rushed eight times for 86 yards with three scores, caught a seven-yard pass and returned seven kicks for 169 yards...against Southern California (12/1), recorded seven carries for 21 yards and a touchdown and tallied four kick returns for 116 yards in the Pac-12 Championship Game...**as a sophomore (2016)**, appeared in 11 games and posted 38 carries for 117 yards with one touchdown...recorded four kick returns for 39 yards...did not see action in 2015...graduated from Stanford with a degree in science, technology and society.

**High school/personal:** attended Central Catholic (Ore.) High School where he was rated a four-star recruit by Scout, Rivals and PrepStar...named the nation's 18<sup>th</sup>-best running back by PrepStar, 31<sup>st</sup> by Scout and 63<sup>rd</sup> by ESPN...two-time all-state and two-time all-conference recognition...totaled 4,831 career all-purpose yards and 54 career touchdowns...lettered in football, track and field, basketball and swimming...son of Paul and Suzy Scarlett...father ran track at Brigham Young...brother, Brennan, is a member of the Houston Texans...also has one sister, Isabella...@cam\_scarlett11 on Twitter and @cameron\_scarlett on Instagram...born Cameron John Paul Scarlett on Oct. 9, 1996 in Portland, Ore.


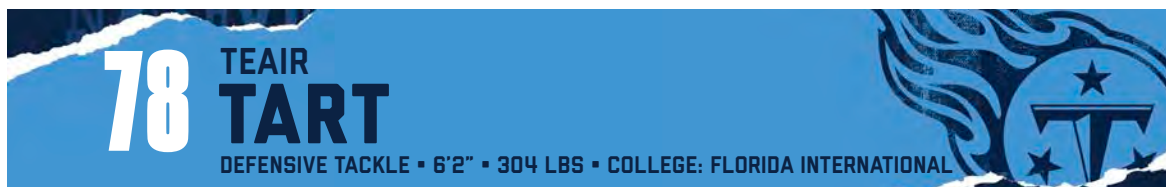


Signed by the Titans as an undrafted free agent on May 7, 2020...appeared in 48 games with 17 starts over four seasons at South Carolina...totaled 84 tackles, seven tackles for loss, two sacks and seven quarterback pressures.

**As a senior (2019)**, started 11 games and recorded 28 tackles, 2.5 tackles for loss, a half sack and two quarterback pressures...at Georgia (10/12), tied a career-high with six tackles, one tackle for loss and a half sack... **as a junior (2018)**, appeared in 13 games and made six starts...tallied 39 tackles, three tackles for loss, 1.5 sacks and four quarterback pressures, all of which set career-highs...at Ole Miss (11/3), notched five tackles... at Clemson (11/24), posted a career-high six tackles...against Akron (12/1), amassed four tackles, two tackles for loss and 1.5 sacks... **as a sophomore (2017)**, saw action in all 13 contests and totaled 13 tackles, 1.5 tackles for loss and one quarterback pressure...at Texas A&M (9/30),

recorded two tackles and a tackle for loss... **as a freshman (2016)**, appeared in 11 games and tallied four tackles...graduated in December 2019 from South Carolina with a degree in sport and entertainment management.

**High school/personal:** attended Archer (Ga.) High School where he helped guide his team to a spot in the Georgia AAAAAA state quarterfinals as a senior...ranked as the No. 31 defensive tackle in the nation by Rivals, 63<sup>rd</sup> by 247Sports and 40<sup>th</sup> by ESPN...son of Gwenda and Shawn Smith...@kobe.smith.95 on Instagram... Kobe Alexander Smith on June 23, 1998 in Lawrenceville, Ga.




Signed by the Titans as an undrafted free agent on May 7, 2020...appeared in 23 games with 10 starts over two seasons at Florida International... totaled 51 tackles, 19.0 tackles for loss, six sacks, one pass defensed, five quarterback pressures and two forced fumbles...played at Ellsworth (Iowa) Community College in 2017 and ASA (N.Y.) College in 2016.

**As a senior (2019)**, appeared in 11 games and made eight starts... tallied 32 tackles, a team-leading 12.0 tackles for loss, two sacks and one forced fumble...against Old Dominion (11/2), amassed three tackles, three tackles for loss, one sack and one forced fumble...against Marshall (11/30), recorded a career-high eight tackles and two tackles for loss... **as a junior (2018)**, saw action in 12 games and made two starts...posted 19 tackles, seven tackles for loss, a team-leading four sacks, one pass defensed and one forced fumble...his seven tackles for loss tied for the team lead... against Massachusetts (9/15), notched four tackles, two tackles for loss and two sacks...at Charlotte (11/17), totaled four tackles, two tackles for loss, one sack and one forced fumble... **as a sophomore (2017)**, appeared in

two games for Ellsworth (Iowa) Community College...tallied five tackles, two tackles for loss and one sack... **as a freshman (2016)**, saw action in six games for ASA (N.Y.) College...amassed 12 tackles, 7.5 tackles for loss and five sacks...graduated from Florida International in December 2019 with a degree in liberal studies.

**High school/personal:** attended West Philadelphia (Pa.) High School where he was a first team All-Public and second team Daily News All-City Selection in 2014...played offensive and defensive line and helped guide his team to its first PIAA 3A title... son of Louise and Gary Spencer... @teair215 on Instagram and @speedboy\_te715 on Twitter...born Teair Tart on Feb. 28, 1997 in Philadelphia, Pa.



Signed by the Titans as an undrafted free agent on May 7, 2020...appeared in 52 games with 36 starts and totaled 144 receptions for 2,226 yards with 16 touchdowns over four seasons at Indiana...ranked sixth in school history in catches, seventh in yardage and touchdowns, and tied for seventh in 100-yard receiving games (six)...became the seventh Hoosier to reach 125 receptions and 2,000 yards.

**As a senior (2019)**, appeared in all 13 games and made 12 starts...caught 42 passes for 572 yards and five touchdowns...his touchdowns tied for the team lead...averaged 13.6 yards per reception...against Ball State (8/31), made three receptions for 103 yards including a 75-yard touchdown...at Maryland (10/19), caught six balls for 75 yards and one touchdown...named as a William V. Campbell Trophy semifinalist...**as a redshirt junior (2018)**, started all 12 games and made 42 catches for a team-leading 590 yards and four touchdowns...averaged 49.2 yards per game and 14.0 yards per catch which both ranked first on the team...at Ohio State (10/6), caught five passes for 109 yards and one touchdown...against Purdue (11/24), amassed a season-high eight receptions for a team-high 125 yards and one score...named to the Biletnikoff Award Watch List...**as a junior (2017)**, received a medical redshirt after suffering a season-ending injury in the season opener...**as a sophomore (2016)**, saw action in all 13 games and made 12 starts...made 54 receptions for 995 yards and six touchdowns, all of which were career-high marks...his 995 yards led

the team and ranked seventh on Indiana's single-season list...averaged 18.4 yards per reception which led the team, ranked third in the Big Ten and tied for 27<sup>th</sup> nationally...against Wake Forest (9/24), caught six passes for 129 yards and two scores...at Northwestern (10/22), made 10 catches for 126 yards and added a three-yard rushing touchdown...earned honorable mention All-Big Ten recognition by coaches and media...**as a freshman (2015)**, appeared in all 13 games and made six receptions for 69 yards and one touchdown...graduated in December 2019 with a business marketing degree from Indiana.

**High school/personal:** attended Lake Mary (Fla.) High School where he was named first team all-state, all-district and All-Central Florida as a senior after he recorded 84 receptions for 1,853 yards and 21 touchdowns...caught 52 passes for 826 yards and 13 scores as a junior...also lettered in track and field and lacrosse...ran the 300-meter hurdles and participated in the long jump and triple jump...son of Amy and Jeff Nickel...@nick\_west15 on Twitter and @nickwestbrook15 on Instagram...born Nicholas Westbrook-Ikhine on March 21, 1997 in Lake Mary, Fla.



Signed by the Titans as an undrafted free agent on May 7, 2020...appeared in 47 games with 43 starts and totaled 219 receptions for 3,540 yards with 33 touchdowns over four seasons at Southeast Missouri State...his career catches, receiving yardage and receiving touchdowns all rank first in program history...first player in school history to have 3,000 career receiving yards.

**As a senior (2019)**, started all 13 games and recorded a career-high 71 receptions for a career-high 1,350 yards with 10 touchdowns...had seven 100-yard performances and averaged 103.8 yards per game...against Southern Illinois (8/29), made six catches for 146 yards and one touchdown...at Austin Peay (10/12), amassed five receptions for 122 yards and two scores...against Eastern Kentucky (11/9), caught 10 passes for 254 yards and two touchdowns...**as a junior (2018)**, started 13 games and led the team with 61 catches for 894 yards and a career-high 14 touchdowns...ranked fifth in the nation in receiving touchdowns, 16<sup>th</sup> in total touchdowns and 29<sup>th</sup> in receiving yards...second-leading scorer on the team with 86 points...at Tennessee-Martin (10/27), caught eight passes for a career-high 263 yards and three touchdowns, which set the single-game yardage record for both SEMO and the Ohio Valley Conference...against Tennessee State (11/3), made eight receptions for 129 yards and three

scores...named second-team All-OVC...**as a sophomore (2017)**, appeared in 10 games and made nine starts...recorded 52 catches for 553 yards and five touchdowns...averaged 55.3 receiving yards per game which ranked seventh in the OVC...at Eastern Illinois (9/23), caught seven balls for a season-high 134 yards...**as a freshman (2016)**, saw action in 11 games with eight starts...made 35 receptions for a team-high 743 yards and four touchdowns...set the single-season program record for yards per reception with 21.2...at Tennessee Tech (10/22), grabbed four passes for 116 yards and a score...redshirted in 2015...majored in construction management and design at Southeast Missouri State.

**High school/personal:** attended Craigmont (Tenn.) High School where he totaled 60 receptions for 917 yards and 15 touchdowns as a senior...son of Sean Wilkerson and Michelle Vaulx...@TrilK6 on Twitter and @6demo on Instagram...born Kristian De'Jon Wilkerson on Jan. 10, 1997 in Memphis, Tenn.



Signed by the Titans as an undrafted free agent on May 7, 2020...appeared in 50 games with 31 starts and totaled 161 receptions for 1,750 yards with 11 touchdowns over four seasons at Arizona State...his 161 catches ranked seventh in school annals...caught a pass in 41 consecutive games which tied for the third-longest streak in program history...added 24 carries for 140 yards.

**As a senior (2019)**, appeared in 13 games with nine starts and caught 45 passes for 482 yards with two touchdowns...also rushed 13 times for 46 yards...averaged 7.3 yards after the catch per reception which ranked seventh-highest among Pac-12 receivers...named a semifinalist for the William V. Campbell Trophy...against Southern California (11/9), tied a career high with a season-high eight receptions for 60 yards and one score...against Florida State (12/31), caught two passes for 76 yards and rushed a career-high six times for 12 yards...**as a junior (2018)**, started all 13 games and grabbed 44 receptions for 449 yards with two scores...ranked second on the team in receiving yardage and averaged 10.2 yards per catch...added one carry for eight yards...against Michigan State (9/8), caught seven balls for 104 yards...**as a sophomore (2017)**, appeared in all 13 games and made nine starts...made 66 catches for 763 yards and seven touchdowns, all of which set career-high marks and ranked second on the squad...averaged 58.7 receiving yards per game...rushed

a career-high 10 times for a career-high 86 yards...at Texas Tech (9/16), caught seven balls for 111 yards and two touchdowns...at Stanford (9/30), made two receptions for 26 yards and carried the ball twice for 65 yards, including a long of 49...against Southern California (10/28), caught seven passes for a career-high 121 yards and a score...**as a freshman (2016)**, saw action in 11 contests and caught six passes for 56 yards...majored in biomedical engineering at Arizona State.

**High school/personal:** attended Murrieta (Calif.) High School where he played wide receiver and quarterback and totaled 59 career touchdowns...tallied 1,487 passing yards, 1,845 rushing yards and 1,115 receiving yards...as a senior in 2015, caught 53 passes for 849 yards and seven touchdowns, rushed for 516 yards and 10 touchdowns, and added four punt return and four kick return touchdowns...son of Carla and Kendall Williams...@kylewilliamsvi on Twitter and @kylewilliams.10 on Instagram...born Kyle Ellis Williams on Oct. 15, 1998, in Murrieta, Calif.





# TENNESSEE TITANS

## 2019 REVIEW

## 2019-2020 TITANS TRANSACTIONS

## 2019

January 1	Signed RB DALYN DAWKINS, G JAMIL DOUGLAS, DB MIKE JORDAN, WR ROGER LEWIS JR., OLB GIMEL PRESIDENT, OL DAVID QUESSENBERRY, WR KALIF RAYMOND, WR DEVIN ROSS and S DAMON WEBB to future contracts	July 31	Placed WR CAMERON BATSON on injured reserve; waived WR JOSEPH PARKER; signed free agents WR TANNER McEVOY and WR PAPI WHITE
January 2	Signed DT DEE LINER to a future contract	August 1	Waived DB JONATHAN CRAWFORD and OLB GIMEL PRESIDENT; signed free agents DL CHRIS NELSON and OLB JORDAN WILLIAMS
January 3	Elevated MIKE SULLIVAN to assistant offensive line coach	August 10	Waived WR JALEN TOLLIVER; waived injured LB RILEY BULLOUGH and T CODY CONWAY; placed OLB D'ANDRE WALKER on injured reserve; moved DT JURELL CASEY from physically unable to perform to active roster; signed free agents DE ERIC COTTON, LB UKEME ELIGWE, RB AKEEM HUNT and WR DeANGELO YANCEY
January 8	Offensive coordinator MATT LaFLEUR is named head coach of the Green Bay Packers	August 12	Waived injured OLB JORDAN WILLIAMS; signed free agent OLB JAMES FOLSTON
January 21	Elevated ARTHUR SMITH to offensive coordinator	August 16	Waived OLB JAMES FOLSTON; signed free agent OLB JOSH SMITH; waived T CODY CONWAY from reserve/injured with an injury settlement
January 26	Hired TODD DOWNING as tight ends coach	August 19	Waived injured LB NIGEL HARRIS; signed free agent LB QUART'E SAPP; moved TE JONNU SMITH and K RYAN SUCCOP from physically unable to perform to active roster
February 4	Terminated vested veteran QB AUSTIN DAVIS	August 20	Waived LB RILEY BULLOUGH from reserve/injured with an injury settlement
February 7	Signed free agent C/G HRONISS GRASU; hired MONDRAY GEE as strength and conditioning assistant	August 23	Waived LB NIGEL HARRIS from reserve/injured with an injury settlement
March 12	Terminated vested veteran S JOHNATHAN CYPRIEN failed physical	August 28	Waived TE COLE WICK; waived injured OLB JOSH SMITH
March 15	Signed unrestricted free agents WR ADAM HUMPHRIES, G RODGER SAFFOLD III, S KENNY VACCARO and OLB CAMERON WAKE; terminated vested veteran G JOSH KLINE	August 29	Traded a conditional seventh-round pick in the 2020 NFL Draft to the Green Bay Packers for OLB REGGIE GILBERT
March 16	Signed unrestricted free agent G/T KEVIN PAMPHILE; traded a seventh-round pick in the 2019 NFL Draft and a fourth-round pick in the 2020 NFL Draft to the Miami Dolphins for QB RYAN TANNERHILL and a sixth-round draft choice in the 2019 NFL Draft; terminated vested veteran QB BLAINE GABBERT	August 31	Terminated vested veterans C/G HRONISS GRASU, TE RYAN HEWITT and OL AUSTIN PASZTOR; waived P/K AUSTIN BARNARD, RB ALEX BARNES, DE AMANI BLEDSOE, DE ERIC COTTON, CB KENNETH DURDEN, LB UKEME ELIGWE, T A.T. HALL, DE FRANK HERRON, TE PARKER HESSE, WR CODY HOLLISTER, DT BRAXTON HOYETT, RB AKEEM HUNT, DB MIKE JORDAN, C COREY LEVIN, LB LaTROY LEWIS, T/G TYLER MARZ, WR TANNER McEVOY, RB JEREMY McNICHOLS, DL CHRIS NELSON, CB KAREEM ORR, CB D'ANDRE PAYNE, WR ANTHONY RATLIFF-WILLIAMS, OLB DERICK ROBERSON, LB QUART'E SAPP, G AARON STINNIE, S JOJO TILLERY, WR PAPI WHITE, S LaDARIUS WILEY, QB LOGAN WOODSIDE and WR DeANGELO YANCEY; traded WR TAYWAN TAYLOR to the Cleveland Browns for a pick in the 2020 NFL Draft; placed DL JEFFERY SIMMONS on reserve/non-football injury; placed T TAYLOR LEWAN on reserve/suspended
March 17	Signed free agent CB TYE SMITH	September 1	Signed DE AMANI BLEDSOE, LB UKEME ELIGWE, TE PARKER HESSE, WR CODY HOLLISTER, CB KAREEM ORR, OLB DERICK ROBERSON, G AARON STINNIE, WR PAPI WHITE and QB LOGAN WOODSIDE to the practice squad
April 8	Signed free agents TE KEITH TOWBRIDGE and QB LOGAN WOODSIDE	September 2	Placed DB JOSHUA KALU on injured reserve; claimed CB CHRIS MILTON off waivers from the Indianapolis Colts; signed OL ADAM PANKEY to the practice squad
April 17	Signed free agent CB ALTERRAUN VERNER	September 3	Waived OLB JOSH SMITH from reserve/injured with an injury settlement
April 18	Placed CB ALTERRAUN VERNER on the reserve/retired list	September 4	Placed K RYAN SUCCOP on injured reserve; signed free agent K CAIRO SANTOS
April 24	Signed free agent RB CHRIS JOHNSON	September 7	Waived WR KALIF RAYMOND; signed G AARON STINNIE from the practice squad to the active roster
April 25	Drafted DL JEFFERY SIMMONS (first round, 19th overall); placed RB CHRIS JOHNSON on the reserve/retired list	September 9	Signed WR KALIF RAYMOND to the practice squad
April 26	Drafted WR A.J. BROWN (second round, 51st overall) and OL NATE DAVIS (third round, 82nd overall)	September 10	Waived RB DALYN DAWKINS; signed free agent C/G HRONISS GRASU
April 27	Traded a 2019 fourth-round selection (121st overall) and a 2019 fifth-round selection (157th overall) to the New York Jets for a Jets' 2019 fourth-round selection (116th overall) and a Jets' 2019 fifth-round selection (168th overall); drafted DB AMANI HOOKER (fourth round, 116th overall), OLB D'ANDRE WALKER (fifth round, 168th overall) and LB DAVID LONG JR. (sixth round, 188 <sup>th</sup> overall)	September 12	Placed QB LOGAN WOODSIDE on practice squad injured; signed RB DALYN DAWKINS to the practice squad
April 29	Signed unrestricted free agent DE BRENT URBAN	September 21	Practice squad OL ADAM PANKEY signed to the Green Bay Packers active roster
April 30	Terminated vested veteran NT DARIUS KILGO; claimed LB RILEY BULLOUGH off waivers from the Tampa Bay Buccaneers	September 24	Signed DT LYNDON JOHNSON to the practice squad
May 7	Waived WR ROGER LEWIS JR.	September 30	T TAYLOR LEWAN rejoins team after four-game suspension
May 10	Signed the following undrafted free agents: RB ALEX BARNES, DE AMANI BLEDSOE, CB HAMP CHEEVERS, T CODY CONWAY, S JONATHAN CRAWFORD, T A.T. HALL, NT BRAXTON HOYETT, DT ISAIAH MACK, WR ANTHONY RATLIFF-WILLIAMS, OLB DERICK ROBERSON, S JOJO TILLERY, CB TAJ-AMIR TORRES and WR ISAAC ZICO; signed fifth-round choice OLB D'ANDRE WALKER and sixth-round choice LB DAVID LONG JR.	October 1	Released DT LYNDON JOHNSON from the practice squad; signed OLB JAMAL DAVIS II to the practice squad
May 13	Waived S JONATHAN CRAWFORD, CB TAJ-AMIR TORRES and WR ISAAC ZICO; waived injured CB HAMP CHEEVERS; signed free agents TE PARKER HESSE, WR CODY HOLLISTER, CB KAREEM ORR, WR JOSEPH PARKER, CB D'ANDRE PAYNE and S LaDARIUS WILEY	October 4	Lifted the roster exemption for T TAYLOR LEWAN; placed RB DAVID FLUELLEN on injured reserve
May 14	Waived WR DEVIN ROSS	October 7	Terminated vested veteran K CAIRO SANTOS; waived OL DAVID QUESSENBERRY
May 16	Signed fourth-round choice DB AMANI HOOKER; signed free agent WR JALEN TOLLIVER	October 8	Terminated vested veteran C HRONISS GRASU; signed free agents K CODY PARKEY and RB ROD SMITH; signed RB DALYN DAWKINS from the practice squad to the active roster; released WR
May 17	Waived CB HAMP CHEEVERS from reserve/injured with an injury settlement		
May 23	Signed first-round choice DL JEFFERY SIMMONS		
May 29	Waived DT DEE LINER; signed free agent DL FRANK HERRON		
May 31	Signed third-round choice OL NATE DAVIS		
June 13	Signed second-round choice WR A.J. BROWN; waived TE KEITH TOWBRIDGE; signed free agent TE RYAN HEWITT		
July 22	Placed DT JURELL CASEY, TE JONNU SMITH and K RYAN SUCCOP on physically unable to perform; placed DL JEFFERY SIMMONS on non-football injury		
July 25	Waived S DAMON WEBB with non-football injury		
July 27	Signed free agent DB JONATHAN CRAWFORD		

## 2019-2020 TITANS TRANSACTIONS

	<b>PAPI WHITE</b> from the practice squad; signed <b>C DANIEL MUNYER</b> and <b>OL DAVID QUESSBERRY</b> to the practice squad
<b>October 15</b>	Released <b>LB UKEME ELIGWE</b> from the practice squad; signed <b>LB NIGEL HARRIS</b> to the practice squad
<b>October 19</b>	Terminated vested veteran <b>DE BRENT URBAN</b> ; waived <b>DE MATT DICKERSON</b> ; activated <b>DL JEFFERY SIMMONS</b> from reserve/non-football injury; signed <b>OLB DERICK ROBERSON</b> from the practice squad to the active roster
<b>October 22</b>	Waived <b>OLB DERICK ROBERSON</b> ; signed free agent <b>DE MATT DICKERSON</b>
<b>October 23</b>	Designated <b>K RYAN SUCCOP</b> to return to practice
<b>October 24</b>	Signed <b>OLB DERICK ROBERSON</b> to the practice squad
<b>October 26</b>	Waived <b>RB DALYN DAWKINS</b> and <b>DE MATT DICKERSON</b> ; signed <b>CB KAREEM ORR</b> and <b>WR KALIF RAYMOND</b> from the practice squad to the active roster
<b>October 28</b>	Waived <b>CB KAREEM ORR</b>
<b>October 29</b>	Signed free agent <b>DE MATT DICKERSON</b> ; signed <b>RB DALYN DAWKINS</b> to the practice squad
<b>October 30</b>	Signed <b>CB KAREEM ORR</b> to the practice squad; designated <b>DB JOSHUA KALU</b> to return to practice
<b>October 31</b>	Waived <b>WR DARIUS JENNINGS</b> ; signed free agent <b>C HRONISS GRASU</b>
<b>November 2</b>	Activated <b>DB JOSHUA KALU</b> and <b>K RYAN SUCCOP</b> from reserve/injured, designated for return; waived <b>K CODY PARKEY</b> and <b>CB TYE SMITH</b>
<b>November 5</b>	Placed <b>CB MALCOLM BUTLER</b> on injured reserve; signed free agent <b>CB TYE SMITH</b> ; released <b>C DANIEL MUNYER</b> from the practice squad; signed <b>WR RASHARD DAVIS</b> to the practice squad
<b>November 9</b>	Waived <b>G AARON STINNIE</b> ; signed <b>WR CODY HOLLISTER</b> from the practice squad to the active roster
<b>November 12</b>	Waived <b>RB ROD SMITH</b>
<b>November 13</b>	Signed <b>FB/RB KHARI BLASINGAME</b> from the Minnesota Vikings practice squad; signed <b>C DANIEL MUNYER</b> to the practice squad
<b>November 26</b>	Placed <b>CB CHRIS MILTON</b> and <b>OLB CAMERON WAKE</b> on injured reserve; signed <b>CB KAREEM ORR</b> and <b>OLB DERICK ROBERSON</b> from the practice squad to the active roster; signed <b>CB KENNETH DURDEN</b> and <b>DT JOEY IVIE</b> to the practice squad
<b>November 27</b>	Placed <b>TE DELANIE WALKER</b> on injured reserve; signed free agent <b>K RYAN SANTOSO</b>
<b>December 3</b>	Claimed <b>CB TRAMAIN BROCK SR.</b> off waivers from the Arizona Cardinals; waived <b>C HRONISS GRASU</b>
<b>December 10</b>	Practice squad <b>OLB JAMAL DAVIS II</b> signed to the Miami Dolphins active roster; signed <b>OLB JOSH SMITH</b> to the practice squad
<b>December 14</b>	Waived <b>CB KAREEM ORR</b> ; signed <b>DT JOEY IVIE</b> from the practice squad to the active roster
<b>December 16</b>	Signed <b>CB KAREEM ORR</b> to the practice squad
<b>December 17</b>	Waived <b>K RYAN SANTOSO</b>
<b>December 18</b>	Placed <b>K RYAN SUCCOP</b> on injured reserve; signed <b>K GREG JOSEPH</b> from the Carolina Panthers practice squad; signed <b>LB NIGEL HARRIS</b> from the practice squad to the active roster; signed <b>WR TREVION THOMPSON</b> to the practice squad
<b>December 21</b>	Waived <b>OLB SHARIF FINCH</b> ; signed <b>RB DALYN DAWKINS</b> from the practice squad to the active roster
<b>December 23</b>	Waived <b>RB DALYN DAWKINS</b> and <b>LB NIGEL HARRIS</b> ; signed free agent <b>WR DARIUS JENNINGS</b> ; signed <b>WR RASHARD DAVIS</b> from the practice squad to the active roster
<b>December 24</b>	Signed <b>RB SHAUN WILSON</b> to the practice squad
<b>December 25</b>	Signed <b>RB DALYN DAWKINS</b> to the practice squad
<b>December 26</b>	Signed <b>LB NIGEL HARRIS</b> to the practice squad

## 2020

<b>January 20</b>	Signed <b>DE AMANI BLEDSOE</b> , <b>RB DALYN DAWKINS</b> , <b>LB NIGEL HARRIS</b> , <b>TE PARKER HESSE</b> , <b>C DANIEL MUNYER</b> , <b>CB KAREEM ORR</b> , <b>OL DAVID QUESSBERRY</b> , <b>WR TREVION THOMPSON</b> , <b>RB SHAUN WILSON</b> and <b>QB LOGAN WOODSIDE</b> to future contracts
<b>January 21</b>	Signed <b>OLB JOSH SMITH</b> to a future contract
<b>January 23</b>	Signed <b>CB KENNETH DURDEN</b> to a future contract
<b>January 30</b>	Hired <b>ANTHONY MIDGET</b> as secondary coach
<b>February 3</b>	Signed <b>TE COLE HERDMAN</b> to a future contract
<b>February 6</b>	Hired <b>JIM HASLETT</b> as inside linebackers coach; elevated <b>RYAN CROW</b> to assistant special teams coach, <b>MATT EDWARDS</b> to defensive assistant and <b>SCOTT BOOKER</b> to safeties coach
<b>February 24</b>	Hired <b>ZAK KUHR</b> as defensive quality control
<b>March 11</b>	Terminated vested veteran <b>CB CHRIS MILTON</b>
<b>March 12</b>	Signed free agent <b>CB CHRIS MILTON</b> ; terminated vested veterans <b>RB DION LEWIS</b> and <b>OLB CAMERON WAKE</b>
<b>March 13</b>	Terminated vested veteran <b>K RYAN SUCCOP</b> ; terminated vested veteran <b>TE DELANIE WALKER</b> with failed physical
<b>March 16</b>	Designated <b>RB DERRICK HENRY</b> as the Franchise Player
<b>March 19</b>	Traded <b>DT JURRELL CASEY</b> to the Denver Broncos for their 2020 seventh-round selection (237th overall)
<b>March 21</b>	Signed unrestricted free agent <b>T DENNIS KELLY</b>
<b>March 24</b>	Signed unrestricted free agent <b>TE MYCOLE PRUITT</b>
<b>March 25</b>	Signed free agent <b>T TY SAMBRAILO</b>
<b>March 26</b>	Signed unrestricted free agent <b>LB NICK DZUBNAR</b>
<b>March 31</b>	Signed unrestricted free agent <b>OLB VIC BEASLEY JR.</b>
<b>April 2</b>	Signed <b>RB DERRICK HENRY</b> as the Franchise Player
<b>April 8</b>	Signed unrestricted free agent <b>DL JACK CRAWFORD</b>
<b>April 10</b>	Signed unrestricted free agent <b>OLB KAMALEI CORREA</b>
<b>April 17</b>	Signed free agent <b>OL AVERY GENNESY</b>
<b>April 21</b>	Signed unrestricted free agent <b>CB TYE SMITH</b>
<b>April 23</b>	Drafted <b>T ISAAH WILSON</b> (first round, 29th overall)
<b>April 24</b>	Drafted <b>CB KRISTIAN FULTON</b> (second round, 61st overall) and <b>RB DARRYNTON EVANS</b> (third round, 93rd overall)
<b>April 25</b>	Drafted <b>DL LARRELL MURCHISON</b> (fifth round, 174th overall) and <b>QB COLE McDONALD</b> (seventh round, 224th overall); traded a 2020 seventh-round pick (237th overall) to the Kansas City Chiefs for their 2021 sixth-round pick; drafted <b>DB CHRIS JACKSON</b> (seventh round, 243rd overall)
<b>April 29</b>	Signed free agent <b>G ZAC KERIN</b>
<b>April 30</b>	Signed free agent <b>RB SENORISE PERRY</b>
<b>May 1</b>	Signed free agent <b>DB IBRAHEIM CAMPBELL</b>
<b>May 6</b>	Signed free agent <b>CB JOHNATHAN JOSEPH</b>
<b>May 7</b>	Signed the following undrafted free agents: <b>C AARON BREWER</b> , <b>LB CALE GARRETT</b> , <b>TE TOMMY HUDSON</b> , <b>LB KHAYLAN KEARSE-THOMAS</b> , <b>T BRANDON KEMP</b> , <b>WR MASON KINSEY</b> , <b>K TUCKER McCANN</b> , <b>T ANTHONY McKINNEY</b> , <b>RB CAMERON SCARLETT</b> , <b>NT KOBE SMITH</b> , <b>DT TEAIR TART</b> , <b>WR NICK WESTBROOK-IKHINE</b> , <b>WR KRISTIAN WILKERSON</b> and <b>WR KYLE WILLIAMS</b>
<b>May 27</b>	Signed fifth-round choice <b>DL LARRELL MURCHISON</b> and seventh-round choice <b>DB CHRIS JACKSON</b>
<b>June 22</b>	Signed seventh-round choice <b>QB COLE McDONALD</b>

# TENNESSEE TITANS 2019 REGULAR SEASON PARTICIPATION CHART

Player	9/8	9/15	9/19	9/29	10/6	10/13	10/20	10/27	11/3	11/10	11/24	12/1	12/8	12/15	12/22	12/29	Season Totals			
	@Cle	Ind	@Jax	@Atl	Buf	@Den	LAC	TB	@Car	KC	Jax	@Ind	@Oak	Hou	NO	@Hou	GP	GS	DNP	IA
Bates, Daren	P	P	P	P	P	P	P	P	P	P	P	P	IA	IA	IA	P	13	0	0	3
Batson, Cameron	IR	IR	IR	IR	IR	IR	IR	IR	IR	IR	IR	IR	IR	IR	IR	IR	0	0	0	0
Blasingame, Khari	X	X	X	X	X	X	X	X	X	X	FB	P	P	P	FB	FB	6	3	0	0
Bledsoe, Amani	PS	PS	PS	PS	PS	PS	PS	PS	PS	PS	PS	PS	PS	PS	PS	PS	0	0	0	0
Brinkley, Beau	P	P	P	P	P	P	P	P	P	P	P	P	P	P	P	P	16	0	0	0
Brock Sr., Tramaine	X	X	X	X	X	X	X	X	X	X	X	X	CB	CB	CB	CB	4	4	0	0
Brown, A.J.	WR	WR	WR	P	WR	WR	P	P	P	WR	P	WR	WR	WR	WR	WR	16	11	0	0
Brown, Jayon	ILB	ILB	ILB	ILB	ILB	ILB	IA	ILB	ILB	IA	ILB	ILB	ILB	ILB	ILB	ILB	14	14	0	2
Butler, Malcolm	CB	CB	CB	CB	CB	CB	CB	CB	CB	IR	IR	IR	IR	IR	IR	IR	9	9	0	0
Byard, Kevin	FS	FS	FS	FS	FS	FS	FS	FS	FS	FS	FS	FS	FS	FS	FS	FS	16	16	0	0
Casey, Jurrell	DT	DT	DT	DT	DT	DT	DT	DT	DT	DT	DT	DT	DT	DT	DT	DT	14	14	0	2
Conklin, Jack	RT	RT	RT	RT	RT	RT	RT	RT	RT	RT	RT	RT	RT	RT	RT	RT	16	16	0	0
Correa, Kamalei	P	P	P	P	P	P	P	P	OLB	OLB	OLB	OLB	P	P	P	OLB	16	5	0	0
Cruikshank, Dane	P	P	P	P	P	P	P	P	P	P	P	P	P	P	P	P	16	0	0	0
Davis, Corey	WR	P	WR	WR	P	P	WR	WR	WR	IA	WR	WR	WR	P	WR	WR	15	11	0	1
Davis II, Jamal	X	X	X	X	PS	PS	PS	PS	PS	PS	PS	PS	PS	X	X	X	0	0	0	0
Davis, Nate	IA	IA	IA	P	RG	RG	RG	RG	RG	RG	RG	RG	RG	RG	RG	RG	13	12	0	3
Davis, Rashard	X	X	X	X	X	X	X	X	X	PS	PS	PS	PS	PS	PS	P	1	0	0	0
Dawkins, Dalyn	IA	PS	PS	PS	PS	P	DNP	X	PS	PS	PS	PS	PS	PS	P	PS	2	0	1	1
Dickerson, Matt	IA	P	IA	IA	P	IA	X	X	P	P	IA	IA	IA	IA	P	IA	5	0	0	9
Douglas, Jamil	RG	RG	RG	RG	P	DNP	P	P	C	P	P	P	P	P	P	P	15	5	1	0
Durden, Kenneth	X	X	X	X	X	X	X	X	X	X	X	X	X	X	PS	PS	0	0	0	0
Eligwe, Ukeme	PS	PS	PS	PS	PS	PS	X	X	X	X	X	X	X	X	X	X	0	0	0	0
Evans, Rashaan	ILB	ILB	ILB	ILB	ILB	ILB	ILB	ILB	ILB	ILB	ILB	ILB	ILB	ILB	ILB	ILB	16	16	0	0
Finch, Sharif	OLB	OLB	OLB	IA	P	IA	IA	IA	P	P	IA	P	P	IA	X	X	8	3	0	6
Firkser, Anthony	P	P	P	IA	P	P	P	P	P	P	P	P	P	TE	P	P	15	1	0	1
Fluellen, David	P	IA	IA	P	IR	IR	IR	IR	IR	IR	IR	IR	IR	IR	IR	IR	2	0	0	2
Gilbert, Reggie	IA	IA	P	OLB	OLB	OLB	OLB	OLB	IA	P	P	IA	P	P	IA	P	11	5	0	5
Grasu, Hroniss	X	IA	IA	DNP	IA	X	X	X	DNP	IA	IA	IA	X	X	X	X	0	0	2	6
Harris, Nigel	X	X	X	X	X	X	PS	PS	PS	PS	PS	PS	PS	PS	P	PS	1	0	0	0
Henry, Derrick	RB	RB	RB	RB	RB	RB	RB	RB	RB	RB	RB	RB	RB	RB	IA	RB	15	15	0	1
Hesse, Parker	PS	PS	PS	PS	PS	PS	PS	PS	PS	PS	PS	PS	PS	PS	PS	PS	0	0	0	0
Hollister, Cody	PS	PS	PS	PS	PS	PS	PS	PS	PS	P	IA	P	P	P	P	IA	5	0	0	2
Hooker, Amani	P	P	P	P	P	P	P	P	P	P	P	P	P	P	P	P	16	0	0	0
Humphries, Adam	P	P	WR	WR	P	WR	P	P	P	P	P	P	IA	IA	IA	IA	12	3	0	4
Ivie, Joey	X	X	X	X	X	X	X	X	X	X	X	PS	PS	P	P	P	3	0	0	0
Jackson, Adoree'	CB	CB	P	CB	CB	CB	CB	IA	CB	CB	CB	CB	IA	IA	IA	IA	11	10	0	5
Jennings, Darius	P	P	P	P	P	P	P	IA	X	X	X	X	X	X	X	P	8	0	0	1
Johnson, Austin	P	P	P	P	P	P	P	P	P	P	P	P	P	P	NT	P	16	1	0	0
Johnson, Lyndon	X	X	X	PS	X	X	X	X	X	X	X	X	X	X	X	X	0	0	0	0
Jones, Ben	C	C	C	C	C	C	C	C	IA	C	C	C	C	C	C	C	15	15	0	1
Jones, DaQuan	DE	DE	NT	NT	NT	NT	NT	NT	NT	NT	NT	NT	NT	NT	DE	NT	16	16	0	0
Joseph, Greg	X	X	X	X	X	X	X	X	X	X	X	X	X	X	P	P	2	0	0	0
Kalu, Joshua	IR	IR	IR	IR	IR	IR	IR	IR	P	P	P	P	P	P	P	P	8	0	0	0
Kelly, Dennis	LT	LT	LT	LT	P	DNP	P	P	P	P	P	P	P	P	P	P	15	4	1	0
Kern, Brett	P	P	P	P	P	P	P	P	P	P	P	P	P	P	P	P	16	0	0	0
Landry III, Harold	OLB	OLB	OLB	OLB	OLB	OLB	OLB	OLB	OLB	OLB	OLB	OLB	OLB	OLB	OLB	OLB	16	16	0	0
Lewan, Taylor	SUS	SUS	SUS	SUS	LT	LT	LT	LT	LT	LT	LT	LT	LT	LT	LT	LT	12	12	0	0
Lewis, Dion	P	P	P	P	P	P	P	P	P	P	P	P	P	P	RB	P	16	1	0	0
Long Jr., David	IA	P	P	IA	P	P	P	P	P	P	P	P	P	P	P	P	14	0	0	2
Mack, Isaiah	P	P	DT	P	P	P	P	P	P	P	P	P	P	IA	IA	IA	13	1	0	3
Mariota, Marcus	QB	QB	QB	QB	QB	QB	DNP	DNP	DNP	DNP	DNP	DNP	DNP	DNP	DNP	DNP	7	6	9	0
Milton, Chris	P	P	IA	P	P	IA	IA	IA	IA	P	P	IR	IR	IR	IR	IR	6	0	0	5
Munyer, Daniel	X	X	X	X	X	PS	PS	PS	PS	X	PS	PS	PS	PS	PS	PS	0	0	0	0
Orr, Kareem	PS	PS	PS	PS	PS	PS	PS	DNP	PS	PS	PS	P	P	X	PS	PS	2	0	1	0
Pamphile, Kevin	IA	IA	IA	IA	IA	IA	IA	IA	IA	IA	IA	IA	IA	IA	DNP	IA	0	0	1	15
Pankey, Adam	PS	PS	PS	X	X	X	X	X	X	X	X	X	X	X	X	X	0	0	0	0
Parkey, Cody	X	X	X	X	X	P	P	P	X	X	X	X	X	X	X	X	3	0	0	0
Pruitt, MyCole	P	TE	P	P	TE	TE	TE	TE	TE	TE	P	P	TE	TE	TE	P	16	10	0	0
Quessenberry, David	P	P	P	P	IA	PS	PS	PS	PS	PS	PS	PS	PS	PS	PS	PS	4	0	0	1
Raymond, Kalif	X	PS	PS	PS	PS	PS	PS	PS	P	P	P	WR	P	P	P	IA	8	1	0	1
Roberson, Derick	PS	PS	PS	PS	PS	PS	IA	PS	PS	PS	PS	IA	IA	P	P	P	3	0	0	3
Ryan, Logan	CB	CB	CB	CB	CB	CB	CB	CB	CB	CB	CB	CB	CB	CB	CB	CB	16	16	0	0
Saffold, Rodger	LG	LG	LG	LG	LG	LG	LG	LG	LG	LG	LG	LG	LG	LG	LG	LG	16	16	0	0
Santos, Cairo	P	P	P	P	P	X	X	X	X	X	X	X	X	X	X	X	5	0	0	0
Santos, Ryan	X	X	X	X	X	X	X	X	X	X	X	P	P	P	X	X	3	0	0	0
Sharpe, Tajaé	P	P	P	WR	P	P	WR	WR	WR	WR	WR	IA	IA	P	P	P	15	6	0	1
Simmons, Jeffery	NFI	NFI	NFI	NFI	NFI	NFI	P	DE	DE	DE	DE	DE	DE	DE	IA	P	9	7	0	1
Sims, LeShaun	P	P	P	P	P	P	P	P	P	CB	P	IA	IA	P	CB	P	14	2	0	2
Smith, Jonnu	TE	TE	TE	TE	TE	P	TE	TE	TE	TE	TE	TE	TE	TE	P	TE	16	14	0	0
Smith, Rod	X	X	X	X	X	IA	IA	P	P	P	X	X	X	X	X	X	3	0	0	2
Smith, Tye	IA	IA	P	IA	IA	P	P	P	X	IA	IA	P	CB	CB	P	CB	9	3	0	6
Stinnie, Aaron	P	P	P	IA	IA	IA	IA	IA	IA	X	X	X	X	X	X	X	3	0	0	6
Succop, Ryan	IR	IR	IR	IR	IR	IR	IR	IR	P	P	P	P	P	P	IR	IR	6	0	0	0
Tannehill, Ryan	X	DNP	DNP	DNP	DNP	P	QB	QB	QB	QB	QB	QB	QB	QB	QB	QB	12	10	4	0
Thompson, Trevion	X	X	X	X	X	X	X	X	X	X	X	X	X	X	X	PS	0	0	0	0
Urban, Brent	P	IA	P	P	IA	P	X	X	X	X	X	X	X	X	X	X	4	0	0	2
Vaccaro, Kenny	SS	SS	SS	SS	SS	SS	SS	SS	SS	SS	SS	SS	SS	SS	SS	SS	16	16	0	0
Wake, Cameron	P	P	P	P	IA	IA	P	P	P	P	P	IR	IR	IR	IR	IR	9	0	0	2
Walker, D'Andre	IR	IR	IR	IR	IR	IR	IR	IR	IR	IR	IR	IR	IR	IR	IR	IR	0	0	0	0
Walker, Delanie	TE	TE	P	P	TE	TE	P	IA	IA	IA	IA	IR	IR	IR	IR	IR	7	4	0	4
White, Papi	PS	PS	PS	PS	PS	X	X	X	X	X	X	X	X	X	X	X	0	0	0	0
Williams, Jordan	IR	IR	IR	IR	IR	IR	IR	IR	IR	IR	IR	IR	IR	IR	IR	IR	0	0	0	0
Wilson, Shaun	X	X	X	X	X	X	X	X	X	X	X	X	X	X	PS	PS	0	0	0	0
Woodside, Logan	PS	PS-I	PS-I	PS-I	PS-I	PS-I	PS-I	PS-I	PS-I	PS-I	PS-I	PS-I	PS-I	PS-I	PS-I	PS-I	0	0	0	0
Woodyard, Wesley	P	P	IA	P	P	P	ILB	P	P	ILB	P	P	P	P	P	P	15	2	0	1

Starters indicated by position (QB, RB, ILB, etc.); P = played but did not start; DNP = active but did not play; IA = inactive for game; PS = practice squad; PS-I = practice squad injured reserve; X = not on roster; IR = injured reserve; SUS = reserve/suspended; NFI = non-football injury; PUP = physically unable to perform

## TENNESSEE TITANS 2019 POSTSEASON PARTICIPATION CHART

Player	1/4	1/11	1/19	Playoff Totals			
	@NE	@Bal	@KC	GP	GS	DNP	IA
Bates, Daren	P	P	P	3	0	0	0
Batson, Cameron	IR	IR	IR	0	0	0	0
Blasingame, Khari	FB	P	P	3	1	0	0
Bledsoe, Amani	PS	PS	PS	0	0	0	0
Brinkley, Beau	P	P	P	3	0	0	0
Brock Sr., Tramaine	CB	CB	CB	3	3	0	0
Brown, A.J.	WR	WR	WR	3	3	0	0
Brown, Jayon	ILB	IA	ILB	2	2	0	1
Butler, Malcolm	IR	IR	IR	0	0	0	0
Byard, Kevin	FS	FS	FS	3	3	0	0
Casey, Jurrell	DT	DT	DT	3	3	0	0
Conklin, Jack	RT	RT	RT	3	3	0	0
Correa, Kamalei	OLB	OLB	OLB	3	3	0	0
Cruikshank, Dane	P	P	P	3	0	0	0
Davis, Corey	WR	WR	WR	3	3	0	0
Davis II, Jamal	X	X	X	0	0	0	0
Davis, Nate	RG	RG	RG	3	3	0	0
Davis, Rashard	P	IA	IA	1	0	0	2
Dawkins, Dalyn	PS	PS	PS	0	0	0	0
Dickerson, Matt	P	P	P	3	0	0	0
Douglas, Jamil	P	P	P	3	0	0	0
Durden, Kenneth	PS	PS	PS	0	0	0	0
Eligwe, Ukeme	X	X	X	0	0	0	0
Evans, Rashaan	ILB	ILB	ILB	3	3	0	0
Finch, Sharif	X	X	X	0	0	0	0
Firkser, Anthony	P	P	P	3	0	0	0
Fluellen, David	IR	IR	IR	0	0	0	0
Gilbert, Reggie	IA	P	IA	1	0	0	2
Grasu, Hroniss	X	X	X	0	0	0	0
Harris, Nigel	PS	PS	PS	0	0	0	0
Henry, Derrick	RB	RB	RB	3	3	0	0
Hesse, Parker	PS	PS	PS	0	0	0	0
Hollister, Cody	IA	IA	IA	0	0	0	3
Hooker, Amani	P	P	P	3	0	0	0
Humphries, Adam	IA	IA	P	1	0	0	2
Ivie, Joey	IA	IA	IA	0	0	0	3
Jackson, Adoree'	CB	CB	CB	3	3	0	0
Jennings, Darius	P	P	IA	2	0	0	1
Johnson, Austin	P	P	P	3	0	0	0
Johnson, Lyndon	X	X	X	0	0	0	0
Jones, Ben	C	C	C	3	3	0	0
Jones, DaQuan	NT	NT	NT	3	3	0	0
Joseph, Greg	P	P	P	3	0	0	0
Kalu, Joshua	P	P	P	3	0	0	0
Kelly, Dennis	P	P	P	3	0	0	0
Kern, Brett	P	P	P	3	0	0	0
Landry III, Harold	OLB	OLB	OLB	3	3	0	0
Lewan, Taylor	LT	LT	LT	3	3	0	0
Lewis, Dion	P	P	P	3	0	0	0
Long Jr., David	P	ILB	P	3	1	0	0
Mack, Isaiah	IA	IA	IA	0	0	0	3
Mariota, Marcus	P	P	P	3	0	0	0
Milton, Chris	IR	IR	IR	0	0	0	0
Munyer, Daniel	PS	PS	PS	0	0	0	0
Orr, Kareem	PS	PS	PS	0	0	0	0
Pamphile, Kevin	IA	IA	IA	0	0	0	3
Pankey, Adam	X	X	X	0	0	0	0
Parkey, Cody	X	X	X	0	0	0	0
Pruitt, MyCole	P	TE	P	3	1	0	0
Quessenberry, David	PS	PS	PS	0	0	0	0
Raymond, Kalif	IA	P	P	2	0	0	1
Roberson, Derick	P	P	P	3	0	0	0
Ryan, Logan	CB	CB	CB	3	3	0	0
Saffold, Rodger	LG	LG	LG	3	3	0	0
Santos, Cairo	X	X	X	0	0	0	0
Santoso, Ryan	X	X	X	0	0	0	0
Sharpe, Tajaé	P	P	WR	3	1	0	0
Simmons, Jeffery	P	P	P	3	0	0	0
Sims, LeShaun	P	P	P	3	0	0	0
Smith, Jonnu	TE	TE	TE	3	3	0	0
Smith, Rod	X	X	X	0	0	0	0
Smith, Tye	P	P	P	3	0	0	0
Stinnie, Aaron	X	X	X	0	0	0	0
Succop, Ryan	IR	IR	IR	0	0	0	0
Tannehill, Ryan	QB	QB	QB	3	3	0	0
Thompson, Trevion	PS	PS	PS	0	0	0	0
Urban, Brent	X	X	X	0	0	0	0
Vaccaro, Kenny	SS	SS	SS	3	3	0	0
Wake, Cameron	IR	IR	IR	0	0	0	0
Walker, D'Andre	IR	IR	IR	0	0	0	0
Walker, Delanie	IR	IR	IR	0	0	0	0
White, Papi	X	X	X	0	0	0	0
Williams, Jordan	IR	IR	IR	0	0	0	0
Wilson, Shaun	PS	PS	PS	0	0	0	0
Woodside, Logan	PS-I	PS-I	PS-I	0	0	0	0
Woodyard, Wesley	P	P	P	3	0	0	0

Starters indicated by position (QB, RB, ILB, etc.); P = played but did not start; DNP = active but did not play; IA = inactive for game; PS = practice squad; PS-I = practice squad injured reserve; X = not on roster; IR = injured reserve; SUS = reserve/suspended; NFI = non-football injury; PUP = physically unable to perform

# 2019 TENNESSEE TITANS REGULAR SEASON STATISTICS

**Won 9, Lost 7**

Date	W-L	Score	OT	Opponent	Attendance
09/08	W	43-13		at Cleveland	67,431
09/15	L	17-19		Indianapolis	62,849
09/19	L	7-20		at Jacksonville	58,613
09/29	W	24-10		at Atlanta	72,108
10/06	L	7-14		Buffalo	66,910
10/13	L	0-16		at Denver	75,815
10/20	W	23-20		L.A. Chargers	62,431
10/27	W	27-23		Tampa Bay	62,073
11/03	L	20-30		at Carolina	72,540
11/10	W	35-32		Kansas City	68,864
11/24	W	42-20		Jacksonville	60,926
12/01	W	31-17		at Indianapolis	60,361
12/08	W	42-21		at Oakland	52,760
12/15	L	21-24		Houston	65,265
12/22	L	28-38		New Orleans	66,756
12/29	W	35-14		at Houston	71,794

Statistic	Tenn.	Opp.
<b>Total First Downs</b>	<b>317</b>	<b>335</b>
Rushing	104	95
Passing	177	213
Penalty	36	27
3rd Down: Made/Att	70/185	74/204
3rd Down Pct.	37.8	36.3
4th Down: Made/Att	4/14	10/25
4th Down Pct.	28.6	40.0
<b>Possession Avg.</b>	<b>28:31</b>	<b>31:29</b>
<b>Total Net Yards</b>	<b>5,805</b>	<b>5,752</b>
Avg. Per Game	362.8	359.5
Total Plays	949	1056
Avg. Per Play	6.1	5.4
<b>Net Yards Rushing</b>	<b>2,223</b>	<b>1,672</b>
Avg. Per Game	138.9	104.5
Total Rushes	445	415
<b>Net Yards Passing</b>	<b>3,582</b>	<b>4,080</b>
Avg. Per Game	223.9	255.0
Sacked/Yards Lost	56/374	43/276
Gross Yards	3956	4356
Att./Completions	448/297	598/386
Completion Pct.	66.3	64.5
Had Intercepted	8	14
<b>Punts/Average</b>	<b>78/47.1</b>	<b>71/46.5</b>
Net Punting Avg.	78/43.1	71/42.7
<b>Penalties/Yards</b>	<b>99/932</b>	<b>125/1025</b>
<b>Fumbles/Ball Lost</b>	<b>21/9</b>	<b>16/9</b>
<b>Touchdowns</b>	<b>54</b>	<b>39</b>
Rushing	21	14
Passing	29	25
Returns	4	0

Score By Periods	Q1	Q2	Q3	Q4	OT	PTS
<b>Team</b>	<b>69</b>	<b>77</b>	<b>110</b>	<b>146</b>	<b>0</b>	<b>402</b>
<b>Opponents</b>	<b>74</b>	<b>99</b>	<b>87</b>	<b>71</b>	<b>0</b>	<b>331</b>

Scoring	TD	Rush	Rec	Ret	K-PAT	FG	S	PTS
Henry	18	16	2	0			0	108
A. Brown	9	1	8	0			0	54
Succop	0	0	0	0	24/25	1/6	0	27
Tannehill	4	4	0	0			0	26
Santos	0	0	0	0	12/12	4/9	0	24
Sharpe	4	0	4	0			0	24
Jon. Smith	3	0	3	0			0	18
Parkey	0	0	0	0	5/6	3/3	0	14
C. Davis	2	0	2	0			0	12
Humphries	2	0	2	0			0	12
De. Walker	2	0	2	0			0	12
Joseph	0	0	0	0	9/9	0/0	0	9
J. Brown	1	0	0	1d			0	6
Butler	1	0	0	1a			0	6
Evans	1	0	0	1b			0	6
Firkser	1	0	1	0			0	6
Kelly	1	0	1	0			0	6
D. Lewis	1	0	1	0			0	6
Pruitt	1	0	1	0			0	6
Quessenberry	1	0	1	0			0	6
Raymond	1	0	1	0			0	6
T. Smith	1	0	0	1c			0	6
Wake	0	0	0	0			1	2
<b>Team</b>	<b>54</b>	<b>21</b>	<b>29</b>	<b>4</b>	<b>50/52</b>	<b>8/18</b>	<b>1</b>	<b>402</b>
<b>Opponents</b>	<b>39</b>	<b>14</b>	<b>25</b>	<b>0</b>	<b>30/35</b>	<b>21/27</b>	<b>0</b>	<b>331</b>

a - 38-yd INT return at Cle, 9/8; b - 53-yd fumble return vs. KC, 11/10; c - 63-yd blocked FG return at Ind, 12/1; d - 46-yd fumble return at Oak, 12/8

**2-Pt Conv:** Tannehill, TM 1-2, OPP 2-4

Passing	Att	Cmp	Yds	Cmp%	Yds/Att	TD	TD%	Int	Int%	Long	Sack/Lost	Rating
Tannehill	286	201	2,742	70.3	9.59	22	7.7	6	2.1	91t	31/212	117.5
Mariota	160	95	1,203	59.4	7.52	7	4.4	2	1.3	75t	25/162	92.3
Kern	2	1	11	50.0	5.50	0	0.0	0	0.0	11	0/0	66.7
<b>Team</b>	<b>448</b>	<b>297</b>	<b>3,956</b>	<b>66.3</b>	<b>8.83</b>	<b>29</b>	<b>6.5</b>	<b>8</b>	<b>1.8</b>	<b>91t</b>	<b>56/374</b>	<b>108.3</b>
<b>Opponents</b>	<b>598</b>	<b>386</b>	<b>4,356</b>	<b>64.5</b>	<b>7.28</b>	<b>25</b>	<b>4.2</b>	<b>14</b>	<b>2.3</b>	<b>63t</b>	<b>43/276</b>	<b>90.4</b>

Rushing	No.	Yds	Avg	Long	TD
Henry	303	1,540	5.1	74t	16
D. Lewis	54	209	3.9	17	0
Tannehill	43	185	4.3	25	4
Mariota	24	129	5.4	15	0
Jon. Smith	4	78	19.5	57	0
A. Brown	3	60	20.0	49t	1
Dawkins	11	26	2.4	14	0
Humphries	1	1	1.0	1	0
Kern	1	0	0.0	0	0
Raymond	1	-5	-5.0	-5	0
<b>Team</b>	<b>445</b>	<b>2,223</b>	<b>5.0</b>	<b>74t</b>	<b>21</b>
<b>Opponents</b>	<b>415</b>	<b>1,672</b>	<b>4.0</b>	<b>69</b>	<b>14</b>

Receiving	No.	Yds	Avg	Long	TD
A. Brown	52	1,051	20.2	91t	8
C. Davis	43	601	14.0	38	2
Humphries	37	374	10.1	30	2
Jon. Smith	35	439	12.5	57	3
Sharpe	25	329	13.2	47	4
D. Lewis	25	164	6.6	24	1
De. Walker	21	215	10.2	29	2
Henry	18	206	11.4	75t	2
Firkser	14	204	14.6	39	1
Raymond	9	170	18.9	52	1
Pruitt	6	90	15.0	42	1
Blasingame	4	54	13.5	24	0
Jennings	2	17	8.5	11	0
Hollister	2	13	6.5	11	0
R. Davis	1	16	16.0	16	0
Byard	1	11	11.0	11	0
Kelly	1	1	1.0	1t	1
Quessenberry	1	1	1.0	1t	1
<b>Team</b>	<b>297</b>	<b>3,956</b>	<b>13.3</b>	<b>91t</b>	<b>29</b>
<b>Opponents</b>	<b>386</b>	<b>4,356</b>	<b>11.3</b>	<b>63t</b>	<b>25</b>

Interceptions	No.	Yds	Avg	Long	TD
Byard	5	79	15.8	28	0
Ryan	4	16	4.0	16	0
Butler	2	61	30.5	38t	1
Vaccaro	1	2	2.0	2	0
J. Brown	1	0	0.0	0	0
Landry	1	0	0.0	0	0
<b>Team</b>	<b>14</b>	<b>158</b>	<b>11.3</b>	<b>38t</b>	<b>1</b>
<b>Opponents</b>	<b>8</b>	<b>204</b>	<b>25.5</b>	<b>86</b>	<b>0</b>

Punting	No.	Yds	Avg	Net	TB	In	Lg	B
Kern	78	3,672	47.1	43.1	2	37	70	0
<b>Team</b>	<b>78</b>	<b>3,672</b>	<b>47.1</b>	<b>43.1</b>	<b>2</b>	<b>37</b>	<b>70</b>	<b>0</b>
<b>Opponents</b>	<b>71</b>	<b>3,300</b>	<b>46.5</b>	<b>42.7</b>	<b>5</b>	<b>32</b>	<b>64</b>	<b>0</b>

Punt Returns	Ret	FC	Yds	Avg	Long	TD
Humphries	12	19	78	6.5	21	0
Raymond	4	7	45	11.3	14	0
Jackson	3	1	26	8.7	17	0
R. Davis	2	3	9	4.5	10	0
Sims	1	0	11	11.0	11	0
<b>Team</b>	<b>22</b>	<b>30</b>	<b>169</b>	<b>7.7</b>	<b>21</b>	<b>0</b>
<b>Opponents</b>	<b>30</b>	<b>19</b>	<b>269</b>	<b>9.0</b>	<b>42</b>	<b>0</b>

Kickoff Returns	No.	Yds	Avg	Long	TD
Raymond	18	403	22.4	45	0
Jennings	9	196	21.8	26	0
Jackson	2	23	11.5	23	0
Jon. Smith	1	16	16.0	16	0
<b>Team</b>	<b>30</b>	<b>638</b>	<b>21.3</b>	<b>45</b>	<b>0</b>
<b>Opponents</b>	<b>37</b>	<b>877</b>	<b>23.7</b>	<b>47</b>	<b>0</b>

Field Goals	1-19	20-29	30-39	40-49	50+
Santos	0/0	0/0	1/3	2/3	1/3
Succop	0/0	0/0	1/1	0/4	0/1
Parkey	0/0	0/0	0/0	2/2	1/1
<b>Team</b>	<b>0/0</b>	<b>0/0</b>	<b>2/4</b>	<b>4/9</b>	<b>2/5</b>
<b>Opponents</b>	<b>0/0</b>	<b>5/5</b>	<b>4/5</b>	<b>9/11</b>	<b>3/6</b>

Santos: (37G,53G) (49G,45N) () (45G) (50N,36N,33B,53N) () () () () () () () () ()  
 Succop: () () () () () () () (43N,56N,44N) () () (31G) (42N) (45B) () ()  
 Parkey: () () () () () (45G) (51G,42G) () () () () () () ()  
 Joseph: () () () () () () () () () () () () ()  
**OPP: () () (40G,48G) (32N,42G) () (31G,53G,48G) (29G, 50G) (22G,48G,24G) (35G,49N) (30G,41G,43G,39G,52B) (49G,50G) (55N,53B,28G,46B) () (29G) (47G) ()**

**Sacks:** Landry 9, Casey 5, Correa 5, Ryan 4.5, Roberson 3, Evans 2.5, Wake 2.5, Finch 2, Simmons 2, Mack 1.5, J. Brown 1, Gilbert 1, D. Jones 1, Vaccaro 1, Woodyard 1, (group) 1, TM 43, OPP 56

**FUM/LOST:** Tannehill 6/3, Henry 5/3, Mariota 3/0, A. Brown 1/0, C. Davis 1/0, Humphries 1/0, Jackson 1/1, D. Lewis 1/1, Raymond 1/1, De. Walker 1/0

## 2019 TENNESSEE TITANS REGULAR SEASON DEFENSIVE STATISTICS

PLAYER	TACKLES			SACKS		INTERCEPTIONS					FUMBLES				
	Tot	Solo	Asst	Sk	Yds	QB	TFL	No	Yds	Lg	TD	PD	FF	FR	Yds
Evans, Rashaan	139	84	55	2.5	13.5	11	11	0	0	0	0	1	0	1	53t
Ryan, Logan	120	76	44	4.5	31.5	2	4	4	16	16	0	19	4	0	0
Brown, Jayon	117	89	28	1.0	1.0	7	4	1	0	0	0	9	0	1	47t
Vaccaro, Kenny	104	62	42	1.0	6.0	1	1	1	2	2	0	5	0	0	0
Byard, Kevin	91	57	34	0.0	0.0	1	2	5	79	28	0	10	0	0	0
Landry III, Harold	81	56	25	9.0	53.0	28	4	1	0	0	0	1	1	2	0
Casey, Jurrell	61	41	20	5.0	42.0	30	3	0	0	0	0	0	1	2	0
Jones, DaQuan	50	34	16	1.0	0.0	21	1	0	0	0	0	3	0	0	0
Woodyard, Wesley	46	32	14	1.0	10.0	1	3	0	0	0	0	1	1	0	0
Jackson, Adoree'	40	36	4	0.0	0.0	0	2	0	0	0	0	7	0	0	0
Simmons, Jeffery	40	25	15	2.0	7.0	14	2	0	0	0	0	1	0	0	0
Correa, Kamalei	37	23	14	5.0	21.0	7	2	0	0	0	0	2	0	1	0
Sims, LeShaun	31	23	8	0.0	0.0	0	0	0	0	0	0	2	0	0	0
Butler, Malcolm	30	23	7	0.0	0.0	0	0	2	61	38t	1	10	0	0	0
Johnson, Austin	29	16	13	0.0	0.0	3	1	0	0	0	0	1	0	0	0
Smith, Tye	24	19	5	0.0	0.0	0	0	0	0	0	0	0	2	0	0
Gilbert, Reggie	24	15	9	1.0	4.0	7	1	0	0	0	0	1	0	0	0
Long Jr., David	15	8	7	0.0	0.0	0	2	0	0	0	0	1	1	0	0
Brock Sr., Tramaine	13	10	3	0.0	0.0	0	1	0	0	0	0	2	0	0	0
Finch, Sharif	13	10	3	2.0	16.0	1	2	0	0	0	0	0	0	0	0
Hooker, Amani	13	8	5	0.0	0.0	0	0	0	0	0	0	0	0	0	0
Mack, Isaiah	11	6	5	1.5	9.5	8	0	0	0	0	0	0	0	1	0
Orr, Kareem	9	7	2	0.0	0.0	0	0	0	0	0	0	0	0	0	0
Wake, Cameron	5	3	2	2.5	20.5	11	0	0	0	0	0	1	0	0	0
Roberson, Derick	4	4	0	3.0	23.0	0	0	0	0	0	0	0	0	0	0
Urban, Brent	4	2	2	0.0	0.0	3	0	0	0	0	0	0	0	0	0
Dickerson, Matt	2	2	0	0.0	0.0	1	1	0	0	0	0	0	0	0	0
Kalu, Joshua	2	2	0	0.0	0.0	0	0	0	0	0	0	1	0	0	0
Bates, Daren	1	1	0	0.0	0.0	0	0	0	0	0	0	0	0	0	0
Ivie, Joey	1	0	1	0.0	0.0	2	0	0	0	0	0	0	0	0	0
(GROUP)	0	0	0	1.0	18.0	0	0	0	0	0	0	0	0	0	0
<b>Total</b>	<b>1,157</b>	<b>774</b>	<b>383</b>	<b>43.0</b>	<b>276.0</b>	<b>159</b>	<b>47</b>	<b>14</b>	<b>158</b>	<b>38t</b>	<b>1</b>	<b>78</b>	<b>10</b>	<b>8</b>	<b>100</b>

### TITANS SPECIAL TEAMS STATISTICS

PLAYER	TACKLES			FUMBLES		BLOCKS		
	Tot	Solo	Asst	FF	FR	PAT	FG	PUNT
Bates, Daren	11	7	4	1	1	0	0	0
Cruikshank, Dane	10	8	2	0	0	1	1	0
Hooker, Amani	8	5	3	0	0	0	0	0
Vaccaro, Kenny	7	5	2	0	0	0	0	0
Sims, LeShaun	7	3	4	0	0	0	0	0
Correa, Kamalei	5	4	1	0	0	0	0	0
Milton, Chris	5	4	1	0	0	0	0	0
Byard, Kevin	5	3	2	0	0	0	0	0
Jennings, Darius	4	3	1	0	0	0	0	0
Raymond, Kalif	4	3	1	0	0	0	0	0
Smith, Tye	4	2	2	0	0	0	0	0
Gilbert, Reggie	3	3	0	0	0	0	0	0
Kalu, Joshua	3	2	1	0	0	0	1	0
Brinkley, Beau	3	1	2	0	0	0	0	0
Blasingame, Khari	2	2	0	0	0	0	0	0
Finch, Sharif	2	1	1	0	0	0	0	0
Hollister, Cody	2	1	1	0	0	0	0	0
Long Jr., David	2	1	1	0	0	0	0	0
Woodyard, Wesley	2	1	1	0	0	0	0	0
Conklin, Jack	1	1	0	0	0	0	0	0
Joseph, Greg	1	1	0	0	0	0	0	0
Pruitt, MyCole	1	1	0	0	0	0	0	0
Roberson, Derick	1	1	0	0	0	0	0	0
Smith, Rod	1	1	0	0	0	0	0	0
Orr, Kareem	1	0	1	0	0	0	0	0
Succop, Ryan	1	0	1	0	0	0	0	0
Johnson, Austin	0	0	0	0	0	0	1	0
<b>TEAM TOTALS:</b>	<b>96</b>	<b>64</b>	<b>32</b>	<b>1</b>	<b>1</b>	<b>1</b>	<b>3</b>	<b>0</b>

### MISCELLANEOUS STATISTICS

PLAYER	TACKLES			FUMBLES	
	Tot	Solo	Asst	FF	FR
Smith, Jonnu	4	4	0	0	0
Davis, Nate	3	3	0	0	0
Tannehill, Ryan	2	2	0	0	1
Conklin, Jack	2	1	1	0	1
Brown, A.J.	1	1	0	0	0
Davis, Corey	1	1	0	0	0
Henry, Derrick	1	1	0	0	0
Jennings, Darius	1	1	0	0	0
Lewan, Taylor	1	1	0	0	0
Jones, Ben	1	0	1	0	0
Douglas, Jamil	0	0	0	0	1
Kelly, Dennis	0	0	0	0	1
Lewis, Dion	0	0	0	0	1
Mariota, Marcus	0	0	0	0	2
Saffold, Rodger	0	0	0	0	1
<b>TEAM TOTALS:</b>	<b>17</b>	<b>15</b>	<b>2</b>	<b>0</b>	<b>8</b>

**Legend:**

- Tot . . . . . Total Tackles
- Solo . . . . . Unassisted Tackles
- Asst . . . . . Assisted Tackles
- Sk . . . . . Quarterback Sacks
- Yds . . . . . Yards Lost on Sack
- QB . . . . . Quarterback Pressure
- TFL . . . . . Tackle for Loss
- Int . . . . . Interceptions
- Yds . . . . . Interception Return Yards
- TD . . . . . Interceptions Return Touchdowns
- PD . . . . . Passes Defensed
- FF . . . . . Forced Fumble
- FR . . . . . Fumble Recoveries
- Yds . . . . . Yards on Fumble Returns

## 2019 TENNESSEE TITANS POSTSEASON STATISTICS

**Won 2, Lost 1**

Date	W-L	Score	OT	Opponent	Attendance
01/04	W	20-13		at New England	65,878
01/11	W	28-12		at Baltimore	71,254
01/19	L	24-35		at Kansas City	73,656

Statistic	Tenn.	Opp.
<b>Total First Downs</b>	<b>54</b>	<b>74</b>
Rushing	26	26
Passing	23	43
Penalty	5	5
3rd Down: Made/Att	16/35	22/41
3rd Down Pct.	45.7	53.7
4th Down: Made/Att	2/3	1/6
4th Down Pct.	66.7	16.7
<b>Possession Avg.</b>	<b>29:44</b>	<b>30:16</b>
<b>Total Net Yards</b>	<b>867</b>	<b>1,241</b>
Avg. Per Game	289.0	413.7
Total Plays	168	215
Avg. Per Play	5.2	5.8
<b>Net Yards Rushing</b>	<b>503</b>	<b>395</b>
Avg. Per Game	167.7	131.7
Total Rushes	100	78
<b>Net Yards Passing</b>	<b>364</b>	<b>846</b>
Avg. Per Game	121.3	282.0
Sacked/Yards Lost	5/40	6/22
Gross Yards	404	868
Att./Completions	63/39	131/74
Completion Pct.	61.9	56.5
Had Intercepted	1	3
<b>Punts/Average</b>	<b>15/48.6</b>	<b>9/44.0</b>
Net Punting Avg.	15/41.3	9/36.3
<b>Penalties/Yards</b>	<b>18/130</b>	<b>19/145</b>
<b>Fumbles/Ball Lost</b>	<b>2/0</b>	<b>4/2</b>
<b>Touchdowns</b>	<b>10</b>	<b>7</b>
Rushing	3	3
Passing	6	4
Returns	1	0

Score By Periods	Q1	Q2	Q3	Q4	OT	PTS
<b>Team</b>	<b>24</b>	<b>21</b>	<b>14</b>	<b>13</b>	<b>0</b>	<b>72</b>
<b>Opponents</b>	<b>10</b>	<b>30</b>	<b>0</b>	<b>20</b>	<b>0</b>	<b>60</b>

Scoring	TD	Rush	Rec	Ret	K-PAT	FG	S	PTS
Firkser	2	0	2	0			0	12
Henry	2	2	0	0			0	12
Joseph	0	0	0	0	9/9	1/1	0	12
C. Davis	1	0	1	0			0	6
Kelly	1	0	1	0			0	6
Raymond	1	0	1	0			0	6
Ryan	1	0	0	1			0	6
Jon. Smith	1	0	1	0			0	6
Tannehill	1	1	0	0			0	6
<b>Team</b>	<b>10</b>	<b>3</b>	<b>6</b>	<b>1</b>	<b>9/9</b>	<b>1/1</b>	<b>0</b>	<b>72</b>
<b>Opponents</b>	<b>7</b>	<b>3</b>	<b>4</b>	<b>0</b>	<b>6/6</b>	<b>4/4</b>	<b>0</b>	<b>60</b>

2-Pt Conv: TM 0-1, OPP 0-1

Sacks: Casey 2.5, Correa 2, Landry 1, D. Jones 0.5, TM 6, OPP 5  
 FUM/Lost: Tannehill 2/0

Rushing	No.	Yds	Avg	Long	TD
Henry	83	446	5.4	66	2
Tannehill	13	35	2.7	9	1
A. Brown	1	9	9.0	9	0
D. Lewis	2	8	4.0	6	0
Mariota	1	5	5.0	5	0
<b>Team</b>	<b>100</b>	<b>503</b>	<b>5.0</b>	<b>66</b>	<b>3</b>
<b>Opponents</b>	<b>78</b>	<b>395</b>	<b>5.1</b>	<b>30</b>	<b>3</b>

Receiving	No.	Yds	Avg	Long	TD
C. Davis	6	68	11.3	22	1
Jon. Smith	6	59	9.8	22	1
A. Brown	5	64	12.8	37	0
Henry	5	21	4.2	22	0
Pruitt	4	28	7.0	15	0
Humphries	4	25	6.3	9	0
Firkser	3	45	15.0	22t	2
D. Lewis	2	14	7.0	8	0
Raymond	1	45	45.0	45t	1
Hooker	1	28	28.0	28	0
Sharpe	1	6	6.0	6	0
Kelly	1	1	1.0	1t	1
<b>Team</b>	<b>39</b>	<b>404</b>	<b>10.4</b>	<b>45t</b>	<b>6</b>
<b>Opponents</b>	<b>74</b>	<b>868</b>	<b>11.7</b>	<b>60t</b>	<b>4</b>

Interceptions	No.	Yds	Avg	Long	TD
Byard	1	31	31.0	31	0
Ryan	1	9	9.0	9t	1
Vaccaro	1	3	3.0	3	0
<b>Team</b>	<b>3</b>	<b>43</b>	<b>14.3</b>	<b>31</b>	<b>1</b>
<b>Opponents</b>	<b>1</b>	<b>0</b>	<b>0.0</b>	<b>0</b>	<b>0</b>

Punting	No.	Yds	Avg	Net	TB	In	Lg	B
Kern	15	729	48.6	41.3	4	6	63	0
<b>Team</b>	<b>15</b>	<b>729</b>	<b>48.6</b>	<b>41.3</b>	<b>4</b>	<b>6</b>	<b>63</b>	<b>0</b>
<b>Opponents</b>	<b>9</b>	<b>396</b>	<b>44.0</b>	<b>36.3</b>	<b>3</b>	<b>2</b>	<b>61</b>	<b>0</b>

Punt Returns	Ret	FC	Yds	Avg	Long	TD
Raymond	1	2	9	9.0	9	0
R. Davis	0	2	0	---	---	0
<b>Team</b>	<b>1</b>	<b>4</b>	<b>9</b>	<b>9.0</b>	<b>9</b>	<b>0</b>
<b>Opponents</b>	<b>3</b>	<b>2</b>	<b>30</b>	<b>10.0</b>	<b>23</b>	<b>0</b>

Kickoff Returns	No.	Yds	Avg	Long	TD
Raymond	4	68	17.0	22	0
Jennings	3	60	20.0	22	0
Firkser	1	0	0.0	0	0
<b>Team</b>	<b>8</b>	<b>128</b>	<b>16.0</b>	<b>22</b>	<b>0</b>
<b>Opponents</b>	<b>9</b>	<b>186</b>	<b>20.7</b>	<b>35</b>	<b>0</b>

Field Goals	1-19	20-29	30-39	40-49	50+
Joseph	0/0	0/0	1/1	0/0	0/0
<b>Team</b>	<b>0/0</b>	<b>0/0</b>	<b>1/1</b>	<b>0/0</b>	<b>0/0</b>
<b>Opponents</b>	<b>0/0</b>	<b>2/2</b>	<b>1/1</b>	<b>1/1</b>	<b>0/0</b>

Joseph: () () (30G)  
 TM: () () (30G)  
 OPP: (36G,21G) (49G,22G) ()

Passing	Att	Cmp	Yds	Cmp%	Yds/Att	TD	TD%	Int	Int%	Long	Sack/Lost	Rating
Tannehill	60	36	369	60.0	6.15	5	8.3	1	1.7	45t	5/40	98.5
Henry	1	1	3	100.0	3.00	1	100.0	0	0.0	3t	0/0	118.8
Kern	1	1	28	100.0	28.00	0	0.0	0	0.0	28	0/0	118.8
Mariota	1	1	4	100.0	4.00	0	0.0	0	0.0	4	0/0	83.3
<b>Team</b>	<b>63</b>	<b>39</b>	<b>404</b>	<b>61.9</b>	<b>6.41</b>	<b>6</b>	<b>9.5</b>	<b>1</b>	<b>1.6</b>	<b>45t</b>	<b>5/40</b>	<b>105.5</b>
<b>Opponents</b>	<b>131</b>	<b>74</b>	<b>868</b>	<b>56.5</b>	<b>6.63</b>	<b>4</b>	<b>3.1</b>	<b>3</b>	<b>2.3</b>	<b>60t</b>	<b>6/22</b>	<b>77.4</b>



## 2019 TENNESSEE TITANS POSTSEASON DEFENSIVE STATISTICS

PLAYER	TACKLES			SACKS		QB	TFL	INTERCEPTIONS			TD	PD	FUMBLES		
	Tot	Solo	Asst	Sk	Yds			No	Yds	Lg			FF	FR	Yds
Ryan, Logan	27	21	6	0.0	0.0	0	1	1	9	9t	1	2	0	0	0
Evans, Rashaan	22	16	6	0.0	0.0	2	3	0	0	0	0	0	0	0	0
Byard, Kevin	20	15	5	0.0	0.0	0	0	1	31	31	0	1	0	0	0
Vaccaro, Kenny	19	11	8	0.0	0.0	0	1	1	3	3	0	2	0	0	0
Long Jr., David	16	11	5	0.0	0.0	0	2	0	0	0	0	0	0	0	0
Correa, Kamalei	16	9	7	2.0	8.0	2	0	0	0	0	0	0	0	0	0
Woodyard, Wesley	12	10	2	0.0	0.0	1	0	0	0	0	0	1	0	0	0
Casey, Jurrell	11	6	5	2.5	13.0	5	0	0	0	0	0	0	1	0	0
Brock Sr., Tramaine	10	10	0	0.0	0.0	0	0	0	0	0	0	3	0	0	0
Jackson, Adoree'	9	9	0	0.0	0.0	0	0	0	0	0	0	6	0	0	0
Jones, DaQuan	9	3	6	0.5	0.0	3	0	0	0	0	0	0	0	0	0
Brown, Jayon	8	8	0	0.0	0.0	0	0	0	0	0	0	1	0	0	0
Landry III, Harold	8	6	2	1.0	1.0	8	1	0	0	0	0	1	0	0	0
Simmons, Jeffery	4	3	1	0.0	0.0	3	0	0	0	0	0	0	0	1	0
Hooker, Amani	3	0	3	0.0	0.0	0	0	0	0	0	0	0	0	0	0
Roberson, Derick	2	2	0	0.0	0.0	3	1	0	0	0	0	0	0	0	0
Johnson, Austin	2	1	1	0.0	0.0	0	0	0	0	0	0	0	0	0	0
Dickerson, Matt	1	0	1	0.0	0.0	0	0	0	0	0	0	0	0	0	0
Cruikshank, Dane	0	0	0	0.0	0.0	0	0	0	0	0	0	1	0	0	0
Gilbert, Reggie	0	0	0	0.0	0.0	1	0	0	0	0	0	0	0	0	0
<b>TEAM TOTALS:</b>	<b>199</b>	<b>141</b>	<b>58</b>	<b>6.0</b>	<b>22.0</b>	<b>28</b>	<b>9</b>	<b>3</b>	<b>43</b>	<b>31</b>	<b>1</b>	<b>18</b>	<b>1</b>	<b>1</b>	<b>0</b>

## TITANS SPECIAL TEAMS STATISTICS

PLAYER	TACKLES			FUMBLES		BLOCKS		
	Tot	Solo	Asst	FF	FR	PAT	FG	PUNT
Sims, LeShaun	4	4	0	0	0	0	0	0
Bates, Daren	2	2	0	0	0	0	0	0
Smith, Tye	2	2	0	0	0	0	0	0
Blasingame, Khari	2	1	1	1	0	0	0	0
Roberson, Derick	2	1	1	0	0	0	0	0
Byard, Kevin	1	1	0	0	0	0	0	0
Long Jr., David	1	1	0	0	0	0	0	0
Correa, Kamalei	1	0	1	0	0	0	0	0
Hooker, Amani	1	0	1	0	0	0	0	0
Brinkley, Beau	1	0	1	0	0	0	0	0
Joseph, Greg	1	0	1	0	0	0	0	0
Kalu, Joshua	0	0	0	0	1	0	0	0
<b>TEAM TOTALS:</b>	<b>18</b>	<b>12</b>	<b>6</b>	<b>1</b>	<b>1</b>	<b>0</b>	<b>0</b>	<b>0</b>

## MISCELLANEOUS STATISTICS

PLAYER	TACKLES			FUMBLES	
	Tot	Solo	Asst	FF	FR
Henry, Derrick	0	0	0	0	1
Tannehill, Ryan	0	0	0	0	1
<b>TEAM TOTALS:</b>	<b>0</b>	<b>0</b>	<b>0</b>	<b>0</b>	<b>2</b>

### Legend:

**Tot** . . . . . Total Tackles  
**Solo** . . . . . Unassisted Tackles  
**Asst** . . . . . Assisted Tackles  
**Sk** . . . . . Quarterback Sacks  
**Yds** . . . . . Yards Lost on Sack  
**QB** . . . . . Quarterback Pressure  
**TFL** . . . . . Tackle for Loss  
**Int** . . . . . Interceptions  
**Yds** . . . . . Interception Return Yards  
**TD** . . . . . Interceptions Return Touchdowns  
**PD** . . . . . Passes Defensed  
**FF** . . . . . Forced Fumble  
**FR** . . . . . Fumble Recoveries  
**Yds** . . . . . Yards on Fumble Returns

## 2019 TENNESSEE TITANS PRESEASON STATISTICS

**Won 2, Lost 2**

Date	W-L	Score	OT	Opponent	Attendance
08/08	W	27-10		at Philadelphia	65,696
08/17	L	17-22		New England	63,362
08/25	L	6-18		Pittsburgh	62,184
08/29	W	19-15		at Chicago	60,783

Statistic	Tenn.	Opp.
<b>Total First Downs</b>	<b>73</b>	<b>74</b>
Rushing	22	21
Passing	42	44
Penalty	9	9
3rd Down: Made/Att	23/56	16/47
3rd Down Pct.	41.1	34.0
4th Down: Made/Att	0/5	1/3
4th Down Pct.	0.0	33.3
<b>Possession Avg.</b>	<b>30:42</b>	<b>29:18</b>
<b>Total Net Yards</b>	<b>1,281</b>	<b>1,324</b>
Avg. Per Game	320.3	331.0
Total Plays	250	238
Avg. Per Play	5.1	5.6
<b>Net Yards Rushing</b>	<b>480</b>	<b>372</b>
Avg. Per Game	120.0	93.0
Total Rushes	104	102
<b>Net Yards Passing</b>	<b>801</b>	<b>952</b>
Avg. Per Game	200.3	238.0
Sacked/Yards Lost	14/101	5/43
Gross Yards	902	995
Att./Completions	132/81	131/81
Completion Pct.	61.4	61.8
Had Intercepted	0	4
<b>Punts/Average</b>	<b>23/48.5</b>	<b>20/50.3</b>
Net Punting Avg.	23/43.0	20/42.9
<b>Penalties/Yards</b>	<b>36/307</b>	<b>34/259</b>
<b>Fumbles/Ball Lost</b>	<b>4/1</b>	<b>2/1</b>
<b>Touchdowns</b>	<b>8</b>	<b>7</b>
Rushing	0	2
Passing	8	5
Returns	0	0

Score By Periods	Q1	Q2	Q3	Q4	OT	PTS
<b>Team</b>	<b>8</b>	<b>32</b>	<b>3</b>	<b>26</b>	<b>0</b>	<b>69</b>
<b>Opponents</b>	<b>24</b>	<b>21</b>	<b>13</b>	<b>7</b>	<b>0</b>	<b>65</b>

Scoring	TD	Rush	Rec	Ret	K-PAT	FG	S	PTS
Succop	0	0	0	0	1/2	4/4	0	13
Dawkins	2	0	2	0			0	12
Firkser	1	0	1	0			0	6
Hollister	1	0	1	0			0	6
McEvoy	1	0	1	0			0	6
McNichols	1	0	1	0			0	6
Pruitt	1	0	1	0			0	6
De. Walker	1	0	1	0			0	6
Barnard	0	0	0	0	2/4	0/1	0	2
Jennings	0	0	0	0			0	2
Mariota	0	0	0	0			0	2
<b>Team</b>	<b>8</b>	<b>0</b>	<b>8</b>	<b>0</b>	<b>3/6</b>	<b>4/5</b>	<b>1</b>	<b>69</b>
<b>Opponents</b>	<b>7</b>	<b>2</b>	<b>5</b>	<b>0</b>	<b>4/5</b>	<b>5/7</b>	<b>1</b>	<b>65</b>

**2-Pt Conv:** Jennings, Mariota. TM: 2/2, OPP: 1-2

**Sacks:** Gilbert LG 2, Roberson 2, Mack 1, Sims 1, T. Smith 1, TM 5, OPP 14

**FUM/Lost:** Woodside 2/1, Barnes 1/0, A. Brown 1/0

Rushing	No.	Yds	Avg	Long	TD
Dawkins	23	152	6.6	20	0
McNichols	26	108	4.2	37	0
Barnes	27	92	3.4	10	0
Hunt	13	55	4.2	15	0
Woodside	7	42	6.0	12	0
D. Lewis	7	23	3.3	8	0
Tannehill	1	8	8.0	8	0
<b>Team</b>	<b>104</b>	<b>480</b>	<b>4.6</b>	<b>37</b>	<b>0</b>
<b>Opponents</b>	<b>102</b>	<b>372</b>	<b>3.6</b>	<b>29</b>	<b>2</b>

Receiving	No.	Yds	Avg	Long	TD
Raymond	13	204	15.7	45	0
Hollister	9	123	13.7	25t	1
Firkser	6	76	12.7	23t	1
Taylor	6	57	9.5	19	0
Wick	5	57	11.4	25	0
Dawkins	5	35	7.0	11	2
Humphries	5	33	6.6	9	0
Ratliff-Williams	4	62	15.5	31	0
McNichols	4	24	6.0	15t	1
Barnes	4	14	3.5	6	0
White	3	39	13.0	24	0
Jennings	3	27	9.0	13	0
Pruitt	3	22	7.3	15	1
Hewitt	3	15	5.0	9	0
C. Davis	2	45	22.5	25	0
De. Walker	2	26	13.0	15	1
McEvoy	1	17	17.0	17t	1
A. Brown	1	10	10.0	10	0
D. Lewis	1	9	9.0	9	0
Hesse	1	7	7.0	7	0
<b>Team</b>	<b>81</b>	<b>902</b>	<b>11.1</b>	<b>45</b>	<b>8</b>
<b>Opponents</b>	<b>81</b>	<b>995</b>	<b>12.3</b>	<b>75t</b>	<b>5</b>

Interceptions	No.	Yds	Avg	Long	TD
Tillery	1	24	24.0	24	0
Hooker	1	2	2.0	2	0
Jordan	1	1	1.0	1	0
Ryan	1	0	0.0	0	0
<b>Team</b>	<b>4</b>	<b>27</b>	<b>6.8</b>	<b>24</b>	<b>0</b>
<b>Opponents</b>	<b>0</b>	<b>0</b>	<b>---</b>	<b>---</b>	<b>0</b>

Punting	No.	Yds	Avg	Net	TB	In	Lg	B
Kern	12	611	50.9	45.0	1	4	70	0
Barnard	11	505	45.9	40.9	2	4	53	0
<b>Team</b>	<b>23</b>	<b>1,116</b>	<b>48.5</b>	<b>43.0</b>	<b>3</b>	<b>8</b>	<b>70</b>	<b>0</b>
<b>Opponents</b>	<b>20</b>	<b>1,006</b>	<b>50.3</b>	<b>42.9</b>	<b>2</b>	<b>8</b>	<b>62</b>	<b>0</b>

Punt Returns	Ret	FC	Yds	Avg	Long	TD
Raymond	6	2	67	11.2	27	0
White	2	0	9	4.5	7	0
Humphries	1	0	23	23.0	23	0
Jackson	1	0	10	10.0	10	0
<b>Team</b>	<b>10</b>	<b>2</b>	<b>109</b>	<b>10.9</b>	<b>27</b>	<b>0</b>
<b>Opponents</b>	<b>10</b>	<b>3</b>	<b>66</b>	<b>6.6</b>	<b>20</b>	<b>0</b>

Kickoff Returns	No.	Yds	Avg	Long	TD
Raymond	4	70	17.5	25	0
Jennings	3	88	29.3	46	0
<b>Team</b>	<b>7</b>	<b>158</b>	<b>22.6</b>	<b>46</b>	<b>0</b>
<b>Opponents</b>	<b>11</b>	<b>247</b>	<b>22.5</b>	<b>28</b>	<b>0</b>

Field Goals	1-19	20-29	30-39	40-49	50+
Succop	0/0	3/3	1/1	0/0	0/0
Barnard	0/0	0/0	0/0	0/1	0/0
<b>Team</b>	<b>0/0</b>	<b>3/3</b>	<b>1/1</b>	<b>0/1</b>	<b>0/0</b>
<b>Opponents</b>	<b>0/0</b>	<b>0/0</b>	<b>4/4</b>	<b>0/2</b>	<b>1/1</b>

Succop: ( ) ( ) (24G,22G) (33G,23G); Barnard: ( ) (41N) ( ) ( )  
 TM: ( ) (41N) (24G,22G) (33G,23G); OPP: (53G,40N) (40N) (31G) (32G,39G,35G)

Passing	Att	Cmp	Yds	Cmp%	Yds/Att	TD	TD%	Int	Int%	Long	Sack/Lost	Rating
Woodside	76	46	539	60.5	7.09	4	5.3	0	0.0	45	8/61	99.6
Tannehill	36	25	276	69.4	7.67	3	8.3	0	0.0	25	4/28	119.7
Mariota	20	10	87	50.0	4.35	1	5.0	0	0.0	20	2/12	78.5
<b>Team</b>	<b>132</b>	<b>81</b>	<b>902</b>	<b>61.4</b>	<b>6.83</b>	<b>8</b>	<b>6.1</b>	<b>0</b>	<b>0.0</b>	<b>45</b>	<b>14/101</b>	<b>101.9</b>
<b>Opponents</b>	<b>131</b>	<b>81</b>	<b>995</b>	<b>61.8</b>	<b>7.60</b>	<b>5</b>	<b>3.8</b>	<b>4</b>	<b>3.1</b>	<b>75t</b>	<b>5/43</b>	<b>85.3</b>

## 2019 TENNESSEE TITANS PRESEASON DEFENSIVE STATISTICS

PLAYER	TACKLES			SACKS		TFL	No	INTERCEPTIONS			FUMBLES			
	Tot	Solo	Asst	Sk	Yds			Yds	Lg	TD	PD	FF	FR	Yds
Long Jr., David	15	11	4	0.0	0.0	0	0	0	-	-	0	0	0	0
Orr, Kareem	14	12	2	0.0	0.0	0	0	0	-	-	0	0	0	0
Smith, Tye	12	10	2	1.0	10.0	1	0	0	-	-	1	1	0	0
Jordan, Mike	11	10	1	0.0	0.0	0	1	1	1	0	2	0	0	0
Eligwe, Ukeme	10	7	3	0.0	0.0	2	0	0	-	-	0	0	0	0
Bates, Daren	9	8	1	0.0	0.0	0	0	0	-	-	0	0	0	0
Mack, Isaiah	9	4	5	1.0	8.0	1	0	0	-	-	0	0	1	2
Tillery, JoJo	8	6	2	0.0	0.0	0	1	24	24	0	2	0	0	0
Hooker, Amani	7	6	1	0.0	0.0	0	1	2	2	0	2	0	0	0
Roberson, Derick	7	6	1	2.0	19.0	2	0	0	-	-	0	0	0	0
Sims, LeShaun	6	6	0	1.0	6.0	1	0	0	-	-	0	0	0	0
Hoyett, Braxton	6	4	2	0.0	0.0	0	0	0	-	-	0	0	0	0
Lewis, LaTroy	6	3	3	0.0	0.0	0	0	0	-	-	1	0	0	0
Durden, Kenneth	5	5	0	0.0	0.0	0	0	0	-	-	1	0	0	0
Herron, Frank	5	5	0	0.0	0.0	0	0	0	-	-	0	0	0	0
Johnson, Austin	5	5	0	0.0	0.0	1	0	0	-	-	0	0	0	0
Kalu, Joshua	5	5	0	0.0	0.0	0	0	0	-	-	0	0	0	0
Woodyard, Wesley	5	4	1	0.0	0.0	0	0	0	-	-	0	0	0	0
Correa, Kamalei	5	2	3	0.0	0.0	0	0	0	-	-	0	0	0	0
Finch, Sharif	5	2	3	0.0	0.0	1	0	0	-	-	0	0	0	0
Sapp, Quart'e	4	4	0	0.0	0.0	2	0	0	-	-	0	0	0	0
Brown, Jayon	4	3	1	0.0	0.0	0	0	0	-	-	1	0	0	0
Wiley, LaDarius	4	3	1	0.0	0.0	0	0	0	-	-	1	0	0	0
Dickerson, Matt	4	2	2	0.0	0.0	1	0	0	-	-	0	0	0	0
Nelson, Chris	3	3	0	0.0	0.0	0	0	0	-	-	0	0	0	0
Payne, D'Andre	3	3	0	0.0	0.0	0	0	0	-	-	0	0	0	0
Ryan, Logan	3	3	0	0.0	0.0	0	1	0	0	0	1	0	0	0
Evans, Rashaan	3	2	1	0.0	0.0	1	0	0	-	-	0	0	0	0
Cruikshank, Dane	2	2	0	0.0	0.0	0	0	0	-	-	0	0	0	0
Vaccaro, Kenny	2	2	0	0.0	0.0	0	0	0	-	-	1	0	0	0
Bledsoe, Amani	2	1	1	0.0	0.0	0	0	0	-	-	0	0	0	0
Harris, Nigel	2	1	1	0.0	0.0	0	0	0	-	-	0	0	0	0
Jones, DaQuan	2	1	1	0.0	0.0	0	0	0	-	-	0	0	0	0
Butler, Malcolm	1	1	0	0.0	0.0	0	0	0	-	-	0	0	0	0
Byard, Kevin	1	1	0	0.0	0.0	0	0	0	-	-	0	0	0	0
Jackson, Adoree'	1	1	0	0.0	0.0	0	0	0	-	-	2	0	0	0
Urban, Brent	1	1	0	0.0	0.0	0	0	0	-	-	0	0	0	0
Williams, Jordan	1	1	0	0.0	0.0	0	0	0	-	-	0	0	0	0
<b>Total</b>	<b>198</b>	<b>156</b>	<b>42</b>	<b>5.0</b>	<b>43.0</b>	<b>13</b>	<b>4</b>	<b>27</b>	<b>24</b>	<b>0</b>	<b>15</b>	<b>1</b>	<b>1</b>	<b>2</b>

## TITANS PRESEASON SPECIAL TEAMS STATISTICS

PLAYER	TACKLES			FUMBLES		BLOCKS		
	Tot	Solo	Asst	FF	FR	PAT	FG	PUNT
Lewis, LaTroy	2	2	0	0	0	0	0	0
Sims, LeShaun	2	2	0	0	0	0	0	0
Woodyard, Wesley	2	2	0	0	0	0	0	0
Hollister, Cody	2	1	1	0	0	0	0	0
Pruitt, MyCole	2	1	1	0	0	0	0	0
Cruikshank, Dane	1	1	0	0	0	0	0	0
Durden, Kenneth	1	1	0	1	0	0	0	0
Eligwe, Ukeme	1	1	0	0	0	0	0	0
Hooker, Amani	1	1	0	0	0	0	0	0
Hunt, Akeem	1	1	0	0	0	0	0	0
Orr, Kareem	1	1	0	0	0	0	0	0
Smith, Tye	1	1	0	0	0	0	0	0
Tillery, JoJo	1	1	0	0	0	0	0	0
Hewitt, Ryan	1	0	1	0	0	0	0	0
McNichols, Jeremy	1	0	1	0	0	0	0	0
<b>TEAM TOTALS:</b>	<b>20</b>	<b>16</b>	<b>4</b>	<b>1</b>	<b>0</b>	<b>0</b>	<b>0</b>	<b>0</b>

## MISCELLANEOUS STATISTICS

PLAYER	TACKLES			FUMBLES	
	Tot	Solo	Asst	FF	FR
Stinnie, Aaron	1	1	0	0	0
Brown, A.J.	0	0	0	0	1
Douglas, Jamil	0	0	0	0	1
Grasu, Hroniss	0	0	0	0	1
<b>TEAM TOTALS:</b>	<b>1</b>	<b>1</b>	<b>0</b>	<b>0</b>	<b>3</b>

**Legend:**

- Tot** . . . . . Total Tackles
- Solo** . . . . . Unassisted Tackles
- Asst** . . . . . Assisted Tackles
- Sk** . . . . . Quarterback Sacks
- Yds** . . . . . Yards Lost on Sack
- QBP** . . . . . Quarterback Pressure
- TFL** . . . . . Tackle for Loss
- Int** . . . . . Interceptions
- Yds** . . . . . Interception Return Yards
- TD** . . . . . Interceptions Return Touchdowns
- PD** . . . . . Passes Defensed
- FF** . . . . . Forced Fumble
- FR** . . . . . Fumble Recoveries
- Yds** . . . . . Yards on Fumble Returns

# 2019 TITANS REGULAR SEASON GAME-BY-GAME OFFENSIVE STATISTICS

	9/8 at CLE	9/15 IND	9/19 at JAX	9/29 at ATL	10/6 BUF	10/13 at DEN	10/20 LAC	10/27 TB	11/3 at CAR	11/10 KC	11/24 JAX	12/1 at IND	12/8 at OAK	12/15 HOU	12/22 NO	12/29 at HOU	2019 Totals
<b>Points</b>	43	17	7	24	7	0	23	27	20	35	42	31	42	21	28	35	<b>402</b>
<b>1st Qtr</b>	3	0	0	14	0	0	3	14	0	0	0	7	7	0	14	7	<b>69</b>
<b>2nd Qtr</b>	9	7	0	10	0	0	7	3	0	13	7	0	14	0	0	7	<b>77</b>
<b>3rd Qtr</b>	10	10	0	0	7	0	0	3	7	7	28	10	7	7	7	7	<b>110</b>
<b>4th Qtr</b>	21	0	7	0	0	0	13	7	13	15	7	14	14	14	7	14	<b>146</b>
<b>Overtime</b>	0	0	0	0	0	0	0	0	0	0	0	0	0	0	0	0	<b>0</b>
<b>TDs (Ru-P-Ret)</b>	1-3-1	1-1-0	1-0-0	0-3-0	1-0-0	0-0-0	1-2-0	0-3-0	2-1-0	2-2-1	4-2-0	1-2-1	2-3-1	1-2-0	1-3-0	3-2-0	<b>21-29-4</b>
<b>PATs (M/A)</b>	5-5	2-2	1-1	3-3	1-1	0-0	2-3	3-3	2-2	3-4	6-6	4-4	6-6	3-3	4-4	5-5	<b>50-52</b>
<b>2PT Convs (M/A)</b>	0-0	0-0	0-0	0-0	0-0	0-0	0-0	0-0	0-1	1-1	0-0	0-0	0-0	0-0	0-0	0-0	<b>1-2</b>
<b>FGs (M/A)</b>	2-2	1-2	0-0	1-1	0-4	0-0	1-1	2-2	0-3	0-0	0-0	1-1	0-1	0-1	0-0	0-0	<b>8-18</b>
<b>Safeties</b>	1	0	0	0	0	0	0	0	0	0	0	0	0	0	0	0	<b>1</b>
<b>First Downs</b>	21	18	21	22	14	12	22	16	24	19	21	15	26	24	17	25	<b>317</b>
<b>Rushing</b>	6	9	5	8	5	0	5	3	5	9	8	7	10	7	4	13	<b>104</b>
<b>Passing</b>	9	7	15	10	5	9	17	11	17	7	11	7	15	15	11	11	<b>177</b>
<b>Penalty</b>	6	2	1	4	4	3	0	2	2	3	2	1	1	2	2	1	<b>36</b>
<b>3rd Down Conv (M/A)</b>	2-10	1-10	8-17	6-13	4-14	2-14	6-11	5-13	3-10	2-8	4-8	5-13	8-11	4-10	5-13	5-10	<b>70-185</b>
<b>3rd Down Conv Pct</b>	20.00%	10.00%	47.06%	46.15%	28.57%	14.29%	54.55%	38.46%	30.00%	25.00%	50.00%	38.46%	72.73%	40.00%	38.46%	50.00%	<b>37.84%</b>
<b>4th Down Conv (M/A)</b>	0-0	0-1	0-1	0-1	0-0	0-2	1-2	0-1	1-1	0-1	0-0	1-1	0-0	1-2	0-1	0-0	<b>4-14</b>
<b>4th Down Conv Pct</b>	0.00%	0.00%	0.00%	0.00%	0.00%	0.00%	50.00%	0.00%	100.00%	0.00%	0.00%	100.00%	0.00%	50.00%	0.00%	0.00%	<b>28.57%</b>
<b>Red Zone Conv (M/A)</b>	3-4	2-2	1-2	1-2	1-3	0-2	3-3	3-3	2-2	2-2	3-4	2-3	4-5	3-4	1-1	3-3	<b>34-45</b>
<b>Red Zone Conv Pct</b>	75.00%	100.00%	50.00%	50.00%	33.33%	0.00%	100.00%	100.00%	100.00%	100.00%	75.00%	66.67%	80.00%	75.00%	100.00%	100.00%	<b>75.56%</b>
<b>Goal to Go Conv (M/A)</b>	2-2	2-2	1-1	0-0	1-2	0-0	2-2	3-3	1-1	2-2	2-3	0-0	1-1	2-3	0-0	3-3	<b>22-25</b>
<b>Goal to Go Conv Pct</b>	100.00%	100.00%	100.00%	0.00%	50.00%	0.00%	100.00%	100.00%	100.00%	100.00%	66.67%	0.00%	100.00%	66.67%	0.00%	100.00%	<b>88.00%</b>
<b>Total Net Yards</b>	339	242	340	365	252	204	403	246	431	371	471	292	552	432	397	467	<b>5805</b>
<b>Total Off. Plays</b>	56	56	75	61	54	62	61	57	64	49	52	58	59	67	58	60	<b>949</b>
<b>Avg. Gain Per Play</b>	6.1	4.3	4.5	6.0	4.7	3.3	6.6	4.3	6.7	7.6	9.1	5.0	9.4	6.4	6.8	7.8	<b>6.1</b>
<b>Net Yards Rushing</b>	123	123	91	138	102	39	97	72	121	225	219	154	161	163	149	245	<b>2223</b>
<b>Total Rushing Plays</b>	28	24	26	34	27	21	29	21	21	26	33	30	32	28	26	39	<b>445</b>
<b>Avg. Gain Per Rush</b>	4.4	5.1	3.5	4.1	3.8	1.9	3.3	3.4	5.8	8.7	6.6	5.1	5.0	5.8	5.7	6.3	<b>5.0</b>
<b>Net Yards Passing</b>	216	119	249	227	150	165	306	174	310	146	252	138	391	269	248	222	<b>3582</b>
<b>Times Sacked</b>	4	4	9	0	5	7	2	3	4	4	1	6	0	2	5	0	<b>56</b>
<b>Yards Lost on Sacks</b>	32	35	55	0	33	42	17	19	21	35	7	44	0	10	24	0	<b>374</b>
<b>Gross Yards Passing</b>	248	154	304	227	183	207	323	193	331	181	259	182	391	279	272	222	<b>3956</b>
<b>Pass Attempts</b>	24	28	40	27	22	34	30	33	39	19	18	22	27	37	27	21	<b>448</b>
<b>Pass Completions</b>	14	19	23	18	13	20	24	21	27	13	14	17	21	22	17	14	<b>297</b>
<b>Completion Pct</b>	58.33%	67.86%	57.50%	66.67%	59.09%	58.82%	80.00%	63.64%	69.23%	68.42%	77.78%	77.27%	77.78%	59.46%	62.96%	66.67%	<b>66.29%</b>
<b>Avg. Gain Per Pass</b>	7.7	3.7	5.1	8.4	5.6	4.0	9.6	4.8	7.2	6.3	13.3	4.9	14.5	6.9	7.8	10.6	<b>7.1</b>
<b>Interceptions</b>	0	0	0	0	0	3	1	0	2	0	0	0	1	1	0	0	<b>8</b>
<b>Fumbles / Fum. Lost</b>	0-0	2-0	3-1	3-0	1-0	1-0	2-0	2-1	1-1	1-1	2-2	2-2	0-0	0-0	1-1	0-0	<b>21-9</b>
<b>Penalties</b>	6	5	9	5	8	6	7	6	11	8	6	3	4	4	6	5	<b>99</b>
<b>Penalty Yards</b>	54	75	101	77	60	40	54	77	99	64	54	33	21	30	56	37	<b>932</b>
<b>Punts</b>	6	6	8	5	6	9	2	5	3	4	3	5	2	3	7	4	<b>78</b>
<b>Gross Punting Avg.</b>	46.2	48.0	46.5	45.0	49.7	47.1	42.0	49.6	46.3	51.0	44.0	48.8	51.0	48.3	42.7	47.3	<b>47.1</b>
<b>Touchbacks</b>	0	0	2	0	0	0	0	0	0	0	0	0	0	0	0	0	<b>2</b>
<b>Inside20</b>	3	2	4	5	1	8	2	1	0	2	1	4	0	1	1	2	<b>37</b>
<b>Punts Blocked</b>	0	0	0	0	0	0	0	0	0	0	0	0	0	0	0	0	<b>0</b>
<b>Net Punting Avg.</b>	43.20	41.0	40.1	44.6	49.3	41.8	42.0	40.6	42.7	49.8	45.7	42.4	45.0	48.3	39.7	41.0	<b>43.1</b>
<b>Punt Returns</b>	0	2	1	1	2	3	1	0	1	0	2	2	0	2	3	2	<b>22</b>
<b>Punt Return Yards</b>	0	26	0	2	2	19	14	0	11	0	22	8	0	19	37	9	<b>169</b>
<b>Punt Return Avg.</b>	0.0	13.0	0.0	2.0	1.0	6.3	14.0	0.0	11.0	0.0	11.0	4.0	0.0	9.5	12.3	4.5	<b>7.7</b>
<b>Fair Catches</b>	4	0	2	2	2	2	0	2	3	0	3	1	3	1	2	3	<b>30</b>
<b>Kickoff Returns</b>	3	1	1	0	0	1	3	1	3	3	2	0	3	3	4	2	<b>30</b>
<b>Kickoff Return Yards</b>	50	26	25	0	0	16	69	45	69	46	34	0	71	55	83	49	<b>638</b>
<b>Kickoff Return Avg.</b>	16.7	26.0	25.0	0.0	0.0	16.0	23.0	45.0	23.0	15.3	17.0	0.0	23.7	18.3	20.8	24.5	<b>21.3</b>
<b>Time of Possession</b>	29:18	28:06	35:16	29:19	28:48	30:14	32:15	28:27	26:43	22:09	23:04	27:29	29:12	28:40	28:56	28:21	<b>28:31</b>
<b>Turnover Differential</b>	+3	+2	-1	+1	+1	-2	0	+3	-2	0	-1	+1	0	+1	-1	+1	<b>+6</b>

## 2019 TITANS GAME-BY-GAME DEFENSIVE STATISTICS

	9/8 at CLE	9/15 IND	9/19 at JAX	9/29 at ATL	10/6 BUF	10/13 at DEN	10/20 LAC	10/27 TB	11/3 at CAR	11/10 KC	11/24 JAX	12/1 at IND	12/8 at OAK	12/15 HOU	12/22 NO	12/29 at HOU	2019 Totals
<b>Points</b>	13	19	20	10	14	16	20	23	30	32	20	17	21	24	38	14	<b>331</b>
<b>1st Qtr</b>	6	7	14	7	0	3	3	3	0	10	0	7	7	0	0	7	<b>74</b>
<b>2nd Qtr</b>	0	6	0	0	7	3	7	12	17	3	3	3	14	14	10	0	<b>99</b>
<b>3rd Qtr</b>	7	0	3	3	0	7	0	8	7	9	8	7	0	0	21	7	<b>87</b>
<b>4th Qtr</b>	0	6	3	0	7	3	10	0	6	10	9	0	0	10	7	0	<b>71</b>
<b>Overtime</b>	0	0	0	0	0	0	0	0	0	0	0	0	0	0	0	0	<b>0</b>
<b>TDs (Ru-P-Ret)</b>	1-1-0	0-3-0	0-2-0	1-0-0	0-2-0	1-0-0	0-2-0	0-2-0	2-2-0	0-3-0	2-0-0	1-1-0	1-2-0	1-2-0	2-3-0	2-0-0	<b>14-25-0</b>
<b>PATs (M/A)</b>	1-2	1-3	2-2	1-1	2-2	1-1	2-2	0-0	3-4	2-3	0-0	2-2	3-3	3-3	5-5	2-2	<b>30-35</b>
<b>2PT Convs (M/A)</b>	0-0	0-0	0-0	0-0	0-0	0-0	0-0	1-2	0-0	0-0	1-2	0-0	0-0	0-0	0-0	0-0	<b>2-4</b>
<b>FGs (M/A)</b>	0-0	0-0	2-2	1-2	0-0	3-3	2-2	3-3	1-2	4-5	2-2	1-4	0-0	1-1	1-1	0-0	<b>21-27</b>
<b>Safeties</b>	0	0	0	0	0	0	0	0	0	0	0	0	0	0	0	0	<b>0</b>
<b>First Downs</b>	19	21	12	24	18	11	24	23	22	28	23	22	22	23	23	20	<b>335</b>
<b>Rushing</b>	4	11	2	5	5	4	2	5	7	6	8	6	7	9	5	9	<b>95</b>
<b>Passing</b>	13	8	8	17	12	7	19	17	13	20	12	15	13	12	16	11	<b>213</b>
<b>Penalty</b>	2	2	2	2	1	0	3	1	2	2	3	1	2	2	2	0	<b>27</b>
<b>3rd Down Conv (M/A)</b>	1-10	7-14	2-11	5-14	4-13	2-14	6-11	7-15	5-14	7-14	7-18	5-12	4-10	5-10	4-12	3-12	<b>74-204</b>
<b>3rd Down Conv Pct</b>	10.00%	50.00%	18.18%	35.71%	30.77%	14.29%	54.55%	46.67%	35.71%	50.00%	38.89%	41.67%	40.00%	50.00%	33.33%	25.00%	<b>36.27%</b>
<b>4th Down Conv (M/A)</b>	0-2	1-1	0-1	1-4	1-2	0-0	0-1	1-2	2-2	1-2	1-2	0-0	0-1	0-0	0-1	2-4	<b>10-25</b>
<b>4th Down Conv Pct</b>	0.00%	100.00%	0.00%	25.00%	50.00%	0.00%	0.00%	50.00%	100.00%	50.00%	50.00%	0.00%	0.00%	0.00%	0.00%	50.00%	<b>40.00%</b>
<b>Red Zone Conv (M/A)</b>	2-2	3-3	1-2	1-3	2-3	1-2	1-3	2-4	3-4	2-3	2-2	2-3	2-3	3-5	3-3	2-2	<b>32-47</b>
<b>Red Zone Conv Pct</b>	100.00%	100.00%	50.00%	33.33%	66.67%	50.00%	33.33%	50.00%	75.00%	66.67%	100.00%	66.67%	66.67%	60.00%	100.00%	100.00%	<b>68.09%</b>
<b>Goal to Go Conv (M/A)</b>	2-2	2-2	1-2	1-1	1-1	1-1	1-2	2-4	1-2	1-1	2-2	1-2	1-2	1-3	2-2	2-2	<b>22-31</b>
<b>Goal to Go Conv Pct</b>	100.00%	100.00%	50.00%	100.00%	100.00%	100.00%	50.00%	50.00%	50.00%	100.00%	100.00%	50.00%	50.00%	33.33%	100.00%	100.00%	<b>70.97%</b>
<b>Total Net Yards</b>	346	288	292	422	313	270	365	389	370	530	369	391	356	374	377	301	<b>5752</b>
<b>Total Off. Plays</b>	63	65	50	75	63	59	60	76	68	78	78	67	60	63	66	65	<b>1056</b>
<b>Avg. Gain Per Play</b>	5.5	4.4	5.8	5.6	5.0	4.6	6.1	5.1	5.4	6.8	4.7	5.8	5.9	5.9	5.7	4.6	<b>5.4</b>
<b>Net Yards Rushing</b>	102	167	88	58	109	103	39	106	156	97	117	82	97	140	102	109	<b>1672</b>
<b>Total Rushing Plays</b>	20	34	20	17	27	30	21	30	33	25	27	24	24	35	23	25	<b>415</b>
<b>Avg. Gain Per Rush</b>	5.1	4.9	4.4	3.4	4.0	3.4	1.9	3.5	4.7	3.9	4.3	3.4	4.0	4.0	4.4	4.4	<b>4.0</b>
<b>Net Yards Passing</b>	244	121	204	364	204	167	326	283	214	433	252	309	259	234	275	192	<b>4080</b>
<b>Times Sacked</b>	5	3	0	5	4	1	1	3	3	2	3	3	2	1	3	4	<b>43</b>
<b>Yards Lost on Sacks</b>	41	25	0	33	15	10	3	18	18	13	20	10	4	9	24	33	<b>276</b>
<b>Gross Yards Passing</b>	285	146	204	397	219	177	329	301	232	446	272	319	263	243	299	225	<b>4356</b>
<b>Pass Attempts</b>	38	28	30	53	32	28	38	43	32	51	48	40	34	27	40	36	<b>598</b>
<b>Pass Completions</b>	25	17	20	35	23	18	24	21	17	36	32	25	25	19	28	21	<b>386</b>
<b>Completion Pct</b>	65.79%	60.71%	66.67%	66.04%	71.88%	64.29%	63.16%	48.84%	53.13%	70.59%	66.67%	62.50%	73.53%	70.37%	70.00%	58.33%	<b>64.55%</b>
<b>Avg. Gain Per Pass</b>	5.7	3.9	6.8	6.3	5.7	5.8	8.4	6.2	6.1	8.2	4.9	7.2	7.2	8.4	6.4	4.8	<b>6.4</b>
<b>Interceptions</b>	3	1	0	0	1	1	0	2	1	0	0	2	0	2	0	1	<b>14</b>
<b>Fumbles / Fum. Lost</b>	0-0	1-1	0-0	1-1	0-0	2-0	2-1	3-2	0-0	2-1	1-1	1-1	1-1	1-0	1-0	0-0	<b>16-9</b>
<b>Penalties</b>	18	8	4	7	11	8	4	9	6	9	11	6	3	5	11	5	<b>125</b>
<b>Penalty Yards</b>	182	65	30	50	78	51	29	87	77	80	104	40	20	27	70	35	<b>1025</b>
<b>Punts</b>	5	5	6	3	6	8	2	3	4	1	6	3	5	4	5	5	<b>71</b>
<b>Gross Punting Avg.</b>	46.6	49.6	42	43.0	50.0	50.1	46.5	43.0	38.8	26.0	48.0	49.3	44.2	46.3	48.8	49.6	<b>46.5</b>
<b>Touchbacks</b>	0	1	0	0	2	1	0	0	0	0	0	0	1	0	0	0	<b>5</b>
<b>Inside20</b>	3	1	1	0	4	2	1	2	3	0	2	1	4	3	2	3	<b>32</b>
<b>Punts Blocked</b>	0	0	0	0	0	0	0	0	0	0	0	0	0	0	0	0	<b>0</b>
<b>Net Punting Avg.</b>	46.6	40.4	42	42.3	43.0	45.3	39.5	43.0	36.0	26.0	44.3	46.7	40.2	41.5	41.4	47.8	<b>42.7</b>
<b>Punt Returns</b>	1	4	2	1	2	3	0	3	2	1	2	2	1	0	4	2	<b>30</b>
<b>Punt Return Yards</b>	18	42	11	2	2	48	0	45	11	5	-5	32	12	0	21	25	<b>269</b>
<b>Punt Return Avg.</b>	18.0	10.5	5.5	2.0	1.0	16.0	0.0	15.0	5.5	5.0	-2.5	16.0	12.0	0.0	5.3	12.5	<b>9.0</b>
<b>Fair Catches</b>	1	1	3	0	0	4	1	1	0	2	0	2	1	1	0	2	<b>19</b>
<b>Kickoff Returns</b>	4	2	0	2	1	0	1	2	2	4	7	1	4	2	5	0	<b>37</b>
<b>Kickoff Return Yards</b>	103	38	0	42	18	0	8	47	52	90	157	15	91	54	162	0	<b>877</b>
<b>Kickoff Return Avg.</b>	25.8	19.0	0	21.0	18.0	0.0	8.0	23.5	26.0	22.5	22.4	15.0	22.8	27.0	32.4	0.0	<b>23.7</b>
<b>Time of Possession</b>	30:42	31:54	24:44	30:41	31:12	29:46	27:45	31:33	33:17	37:51	36:56	32:31	30:48	31:20	31:04	31:39	<b>31:29</b>

## PLAYOFF OFFENSE

	1/4 at NE	1/11 at BAL	1/19 at KC	2019 Totals
Points	20	28	24	72
1st Qtr	7	7	10	24
2nd Qtr	7	7	7	21
3rd Qtr	0	14	0	14
4th Qtr	6	0	7	13
Overtime	0	0	0	0
TDs (Ru-P-Ret)	1-1-1	1-3-0	1-2-0	3-6-1
PATs (M/A)	2-2	4-4	3-3	9-9
2PT Convs (M/A)	0-1	0-0	0-0	0-1
FGs (M/A)	0-0	0-0	1-1	1-1
Safeties	0	0	0	0
First Downs	19	15	20	54
Rushing	13	9	4	26
Passing	5	5	13	23
Penalty	1	1	3	5
3rd Down Conv (M/A)	6-12	7-13	3-10	16-35
3rd Down Conv Pct	50.00%	53.85%	30.00%	45.71%
4th Down Conv (M/A)	0-0	0-0	2-3	2-3
4th Down Conv Pct	0.00%	0.00%	66.67%	66.67%
Red Zone Conv (M/A)	2-2	3-3	2-3	7-8
Red Zone Conv Pct	100.00%	100.00%	66.67%	87.50%
Goal to Go Conv (M/A)	1-1	3-3	2-2	6-6
Goal to Go Conv Pct	100.00%	100.00%	100.00%	100.00%
Total Net Yards	272	300	295	867
Total Off. Plays	57	53	58	168
Avg. Gain Per Play	4.8	5.7	5.1	5.2
Net Yards Rushing	201	217	85	503
Total Rushing Plays	40	37	23	100
Avg. Gain Per Rush	5	5.9	3.7	5.0
Net Yards Passing	71	83	210	364
Times Sacked	1	1	3	5
Yards Lost on Sacks	5	8	27	40
Gross Yards Passing	76	91	237	404
Pass Attempts	16	15	32	63
Pass Completions	9	8	22	39
Completion Pct	56.25%	53.33%	68.75%	61.90%
Avg. Gain Per Pass	4.2	5.2	6	5.4
Interceptions	1	0	0	1
Fumbles / Fum. Lost	2-0	0-0	0-0	2-0
Penalties	5	5	8	18
PenaltyYards	25	20	85	130
Punts	6	6	3	15
Gross Punting Avg.	45.8	52.5	46.3	48.6
Touchbacks	0	4	0	4
Inside20	4	1	1	6
Punts Blocked	0	0	0	0
Net Punting Avg.	42.00	39.2	44	41.3
Punt Returns	0	0	1	1
Punt Return Yards	0	0	9	9
Punt Return Avg.	0.0	0.0	9	9.0
Fair Catches	2	1	1	4
Kickoff Returns	2	2	4	8
Kickoff Return Yards	40	27	61	128
Kickoff Return Avg.	20.0	13.5	15.3	16.0
Time of Possession	31:09	27:54	30:10	29:44
Turnover Differential	0	+3	0	+3

## PLAYOFF DEFENSE

	1/4 at NE	1/11 at BAL	1/19 at KC	2019 Totals
Points	13	12	35	60
1st Qtr	3	0	7	10
2nd Qtr	10	6	14	30
3rd Qtr	0	0	0	0
4th Qtr	0	6	14	20
Overtime	0	0	0	0
TDs (Ru-P-Ret)	1-0-0	0-1-0	2-3-0	3-4-0
PATs (M/A)	1-1	0-0	5-5	6-6
2PT Convs (M/A)	0-0	0-1	0-0	0-1
FGs (M/A)	2-2	2-2	0-0	4-4
Safeties	0	0	0	0
First Downs	18	29	27	74
Rushing	6	10	10	26
Passing	11	18	14	43
Penalty	1	1	3	5
3rd Down Conv (M/A)	5-13	11-18	6-10	22-41
3rd Down Conv Pct	38.46%	61.11%	60.00%	53.66%
4th Down Conv (M/A)	0-1	0-4	1-1	1-6
4th Down Conv Pct	0.00%	0.00%	100.00%	16.67%
Red Zone Conv (M/A)	1-3	1-4	2-3	4-10
Red Zone Conv Pct	33.33%	25.00%	66.67%	40.00%
Goal to Go Conv (M/A)	1-2	0-1	2-2	3-5
Goal to Go Conv Pct	50.00%	0.00%	100.00%	60.00%
Total Net Yards	307	530	404	1241
Total Off. Plays	59	92	64	215
Avg. Gain Per Play	5.2	5.8	6.3	5.8
Net Yards Rushing	98	185	112	395
Total Rushing Plays	22	29	27	78
Avg. Gain Per Rush	4.5	6.4	4.1	5.1
Net Yards Passing	209	345	292	846
Times Sacked	0	4	2	6
Yards Lost on Sacks	0	20	2	22
Gross Yards Passing	209	365	294	868
Pass Attempts	37	59	35	131
Pass Completions	20	31	23	74
Completion Pct	54.05%	52.54%	65.71%	56.49%
Avg. Gain Per Pass	5.6	5.5	7.9	6.2
Interceptions	1	2	0	3
Fumbles / Fum. Lost	2-1	1-1	1-0	4-2
Penalties	3	7	9	19
PenaltyYards	28	56	61	145
Punts	5	1	3	9
Gross Punting Avg.	46	44.0	40.7	44.0
Touchbacks	2	0	1	3
Inside20	2	0	0	2
Punts Blocked	0	0	0	0
Net Punting Avg.	38.00	44.0	31	36.3
Punt Returns	1	0	2	3
Punt Return Yards	23	0	7	30
Punt Return Avg.	23.0	0.0	3.5	10.0
Fair Catches	2	0	0	2
Kickoff Returns	1	3	5	9
Kickoff Return Yards	10	71	105	186
Kickoff Return Avg.	10.0	23.7	21	20.7
Time of Possession	28:51	32:06	29:50	30:16

## 2019 TITANS GAME-BY-GAME STARTERS

### OFFENSE

Date	Opp	WR	LT	LG	C	RG	RT	TE	TE/WR/FB	QB	WR/TE	RB
09/08/19	@ Cle	C. Davis	D. Kelly	R. Saffold III	B. Jones	J. Douglas	J. Conklin	D. Walker	<b>A. Brown (WR)</b>	M. Mariota	J. Smith (TE)	D. Henry
09/15/19	Ind	<b>A. Brown</b>	D. Kelly	R. Saffold III	B. Jones	J. Douglas	J. Conklin	D. Walker	M. Pruitt (TE)	M. Mariota	J. Smith (TE)	D. Henry
09/19/19	@ Jax	C. Davis	D. Kelly	R. Saffold III	B. Jones	J. Douglas	J. Conklin	J. Smith	<b>A. Brown (WR)</b>	M. Mariota	A. Humphries (WR)	D. Henry
09/29/19	@ Atl	C. Davis	D. Kelly	R. Saffold III	B. Jones	J. Douglas	J. Conklin	J. Smith	T. Sharpe (WR)	M. Mariota	A. Humphries (WR)	D. Henry
10/06/19	Buf	<b>A. Brown</b>	T. Lewan	R. Saffold III	B. Jones	<b>N. Davis</b>	J. Conklin	J. Smith	M. Pruitt (TE)	M. Mariota	D. Walker (TE)	D. Henry
10/13/19	@ Den	<b>A. Brown</b>	T. Lewan	R. Saffold III	B. Jones	<b>N. Davis</b>	J. Conklin	D. Walker	M. Pruitt (TE)	M. Mariota	A. Humphries (WR)	D. Henry
10/20/19	LAC	C. Davis	T. Lewan	R. Saffold III	B. Jones	<b>N. Davis</b>	J. Conklin	J. Smith	M. Pruitt (TE)	R. Tannehill	T. Sharpe (WR)	D. Henry
11/03/19	TB	C. Davis	T. Lewan	R. Saffold III	B. Jones	<b>N. Davis</b>	J. Conklin	J. Smith	M. Pruitt (TE)	R. Tannehill	T. Sharpe (WR)	D. Henry
11/03/19	@ Car	C. Davis	T. Lewan	R. Saffold III	J. Douglas	<b>N. Davis</b>	J. Conklin	J. Smith	M. Pruitt (TE)	R. Tannehill	T. Sharpe (WR)	D. Henry
11/10/19	KC	<b>A. Brown</b>	T. Lewan	R. Saffold III	B. Jones	<b>N. Davis</b>	J. Conklin	J. Smith	M. Pruitt (TE)	R. Tannehill	T. Sharpe (WR)	D. Henry
11/24/19	Jax	C. Davis	T. Lewan	R. Saffold III	B. Jones	<b>N. Davis</b>	J. Conklin	J. Smith	<b>K. Blasingame (FB)</b>	R. Tannehill	T. Sharpe (WR)	D. Henry
12/01/19	@ Ind	C. Davis	T. Lewan	R. Saffold III	B. Jones	<b>N. Davis</b>	J. Conklin	J. Smith	<b>A. Brown (WR)</b>	R. Tannehill	K. Raymond (WR)	D. Henry
12/08/19	@ Oak	C. Davis	T. Lewan	R. Saffold III	B. Jones	<b>N. Davis</b>	J. Conklin	J. Smith	<b>A. Brown (WR)</b>	R. Tannehill	M. Pruitt (TE)	D. Henry
12/15/19	Hou	<b>A. Brown</b>	T. Lewan	R. Saffold III	B. Jones	<b>N. Davis</b>	J. Conklin	J. Smith	M. Pruitt (TE)	R. Tannehill	A. Firkser (TE)	D. Henry
12/22/19	NO	C. Davis	T. Lewan	R. Saffold III	B. Jones	<b>N. Davis</b>	J. Conklin	M. Pruitt	<b>K. Blasingame (FB)</b>	R. Tannehill	<b>A. Brown (WR)</b>	D. Lewis
12/29/19	@ Hou	C. Davis	T. Lewan	R. Saffold III	B. Jones	<b>N. Davis</b>	J. Conklin	J. Smith	<b>K. Blasingame (FB)</b>	R. Tannehill	<b>A. Brown (WR)</b>	D. Henry

### PLAYOFFS

01/04/20	@ NE	C. Davis	T. Lewan	R. Saffold III	B. Jones	<b>N. Davis</b>	J. Conklin	J. Smith	<b>K. Blasingame (FB)</b>	R. Tannehill	<b>A. Brown (WR)</b>	D. Henry
01/11/20	@ Bal	C. Davis	T. Lewan	R. Saffold III	B. Jones	<b>N. Davis</b>	J. Conklin	J. Smith	M. Pruitt (TE)	R. Tannehill	<b>A. Brown (WR)</b>	D. Henry
01/19/20	@ KC	C. Davis	T. Lewan	R. Saffold III	B. Jones	<b>N. Davis</b>	J. Conklin	J. Smith	T. Sharpe (WR)	R. Tannehill	<b>A. Brown (WR)</b>	D. Henry

### DEFENSE

Date	Opp	DL/CB	NT	DT	OLB/CB	ILB	ILB	OLB	CB	CB	SS	FS
09/08/19	@ Cle	A. Jackson (DB)	D. Jones (NT)	J. Casey	S. Finch (OLB)	R. Evans	J. Brown	H. Landry III	M. Butler	L. Ryan	K. Vaccaro	K. Byard
09/15/19	Ind	A. Jackson (DB)	D. Jones (NT)	J. Casey	S. Finch (OLB)	R. Evans	J. Brown	H. Landry III	M. Butler	L. Ryan	K. Vaccaro	K. Byard
09/19/19	@ Jax	<b>I. Mack (DT)</b>	D. Jones (NT)	J. Casey	S. Finch (OLB)	R. Evans	J. Brown	H. Landry III	M. Butler	L. Ryan	K. Vaccaro	K. Byard
09/29/19	@ Atl	A. Jackson (DB)	D. Jones (NT)	J. Casey	R. Gilbert (OLB)	R. Evans	J. Brown	H. Landry III	M. Butler	L. Ryan	K. Vaccaro	K. Byard
10/06/19	Buf	A. Jackson (DB)	D. Jones (NT)	J. Casey	R. Gilbert (OLB)	R. Evans	J. Brown	H. Landry III	M. Butler	L. Ryan	K. Vaccaro	K. Byard
10/13/19	@ Den	A. Jackson (DB)	D. Jones (NT)	J. Casey	R. Gilbert (OLB)	R. Evans	J. Brown	H. Landry III	M. Butler	L. Ryan	K. Vaccaro	K. Byard
10/20/19	LAC	A. Jackson (DB)	D. Jones (NT)	J. Casey	R. Gilbert (OLB)	R. Evans	W. Woodyard	H. Landry III	M. Butler	L. Ryan	K. Vaccaro	K. Byard
11/03/19	TB	<b>J. Simmons (DE)</b>	D. Jones (NT)	J. Casey	R. Gilbert (OLB)	R. Evans	J. Brown	H. Landry III	M. Butler	L. Ryan	K. Vaccaro	K. Byard
11/03/19	@ Car	A. Jackson (DB)	D. Jones (NT)	<b>J. Simmons (DE)</b>	K. Correa (OLB)	R. Evans	J. Brown	H. Landry III	M. Butler	L. Ryan	K. Vaccaro	K. Byard
11/10/19	KC	A. Jackson (DB)	D. Jones (NT)	<b>J. Simmons (DE)</b>	K. Correa (OLB)	R. Evans	W. Woodyard	H. Landry III	L. Sims	L. Ryan	K. Vaccaro	K. Byard
11/24/19	Jax	<b>J. Simmons (DE)</b>	D. Jones (NT)	J. Casey	K. Correa (OLB)	R. Evans	J. Brown	H. Landry III	A. Jackson	L. Ryan	K. Vaccaro	K. Byard
12/01/19	@ Ind	<b>J. Simmons (DE)</b>	D. Jones (NT)	J. Casey	K. Correa (OLB)	R. Evans	J. Brown	H. Landry III	A. Jackson	L. Ryan	K. Vaccaro	K. Byard
12/08/19	@ Oak	<b>J. Simmons (DE)</b>	D. Jones (NT)	J. Casey	T. Smith (CB)	R. Evans	J. Brown	H. Landry III	T. Brock	L. Ryan	K. Vaccaro	K. Byard
12/15/19	Hou	<b>J. Simmons (DE)</b>	D. Jones (NT)	J. Casey	T. Smith (CB)	R. Evans	J. Brown	H. Landry III	T. Brock	L. Ryan	K. Vaccaro	K. Byard
12/22/19	NO	D. Jones (DE)	A. Johnson (NT)	J. Casey	L. Sims (CB)	R. Evans	J. Brown	H. Landry III	T. Brock	L. Ryan	K. Vaccaro	K. Byard
12/29/19	@ Hou	T. Smith (DB)	D. Jones (NT)	J. Casey	K. Correa (OLB)	R. Evans	J. Brown	H. Landry III	T. Brock	L. Ryan	K. Vaccaro	K. Byard

### PLAYOFFS

01/04/20	@ NE	A. Jackson (DB)	D. Jones (NT)	J. Casey	K. Correa (OLB)	R. Evans	J. Brown	H. Landry III	T. Brock	L. Ryan	K. Vaccaro	K. Byard
01/11/20	@ Bal	A. Jackson (DB)	D. Jones (NT)	J. Casey	K. Correa (OLB)	R. Evans	<b>D. Long Jr.</b>	H. Landry III	T. Brock	L. Ryan	K. Vaccaro	K. Byard
01/19/20	@ KC	A. Jackson (DB)	D. Jones (NT)	J. Casey	K. Correa (OLB)	R. Evans	J. Brown	H. Landry III	T. Brock	L. Ryan	K. Vaccaro	K. Byard

**Bold** denotes rookie

## 2019 TITANS GAME-BY-GAME INDIVIDUAL PASSING STATISTICS

### MARCUS MARIOTA

Date	Opp	W-L	GP / GS	Att	Cmp	Pct	Yds	Yd/Att	TD	TD%	Int	Int%	Lg	Sk	Yds	Rat
Sept 8	@ Cle	W	S	24	14	58.3	248	10.3	3	12.5	0	0.0	75t	4	32	133.3
Sept 15	Ind	L	S	28	19	67.9	154	5.5	1	3.6	0	0.0	25	4	35	93.5
Sept 19	@ Jax	L	S	40	23	57.5	304	7.6	0	0.0	0	0.0	47	9	55	81.7
Sept 29	@ Atl	W	S	27	18	66.7	227	8.4	3	11.1	0	0.0	55t	0	0	129.7
Oct 6	Buf	L	S	22	13	59.1	183	8.3	0	0.0	0	0.0	57	5	33	86.0
Oct 13	@ Den	L	S	18	7	38.9	63	3.5	0	0.0	2	11.1	17	3	7	9.5
Oct 20	LAC	W	DNP	0	0	-	0	-	0	-	0	-	0	0	0	-
Oct 27	TB	W	DNP	0	0	-	0	-	0	-	0	-	0	0	0	-
Nov 3	@ Car	L	DNP	0	0	-	0	-	0	-	0	-	0	0	0	-
Nov 10	KC	W	DNP	0	0	-	0	-	0	-	0	-	0	0	0	-
Nov 24	Jax	W	DNP	0	0	-	0	-	0	-	0	-	0	0	0	-
Dec 1	@ Ind	W	DNP	0	0	-	0	-	0	-	0	-	0	0	0	-
Dec 8	@ Oak	W	DNP	0	0	-	0	-	0	-	0	-	0	0	0	-
Dec 15	Hou	L	DNP	0	0	-	0	-	0	-	0	-	0	0	0	-
Dec 22	NO	L	DNP	0	0	-	0	-	0	-	0	-	0	0	0	-
Dec 29	@ Hou	W	p	1	1	100.0	24	24.0	0	0.0	0	0.0	24	0	0	118.8
<b>Totals:</b>		<b>9-7</b>	<b>7 / 6</b>	<b>160</b>	<b>95</b>	<b>59.4</b>	<b>1203</b>	<b>7.5</b>	<b>7</b>	<b>4.4</b>	<b>2</b>	<b>1.3</b>	<b>75t</b>	<b>25</b>	<b>162</b>	<b>92.3</b>
Jan 4	@ NE	W	p	1	1	100.0	4	4.0	0	0.0	0	0.0	4	0	0	83.3
Jan 11	@ Bal	W	p	0	0	-	0	-	0	-	0	-	0	0	0	-
Jan 19	@ KC	L	p	0	0	-	0	-	0	-	0	-	0	0	0	-
<b>Playoff Totals:</b>		<b>2-1</b>	<b>3 / 0</b>	<b>1</b>	<b>1</b>	<b>100.0</b>	<b>4</b>	<b>4.0</b>	<b>0</b>	<b>0.0</b>	<b>0</b>	<b>0.0</b>	<b>4</b>	<b>0</b>	<b>0</b>	<b>83.3</b>

### RYAN TANNEHILL

Date	Opp	W-L	GP / GS	Att	Cmp	Pct	Yds	Yd/Att	TD	TD%	Int	Int%	Lg	Sk	Yds	Rat
Sept 8	@ Cle	W	p	0	0	-	0	-	0	-	0	-	0	0	0	-
Sept 15	Ind	L	DNP	0	0	-	0	-	0	-	0	-	0	0	0	-
Sept 19	@ Jax	L	DNP	0	0	-	0	-	0	-	0	-	0	0	0	-
Sept 29	@ Atl	W	DNP	0	0	-	0	-	0	-	0	-	0	0	0	-
Oct 6	Buf	L	DNP	0	0	-	0	-	0	-	0	-	0	0	0	-
Oct 13	@ Den	L	p	16	13	81.3	144	9.0	0	0.0	1	6.3	25	4	35	78.1
Oct 20	LAC	W	S	29	23	79.3	312	10.8	2	6.9	1	3.4	38	2	17	120.1
Oct 27	TB	W	S	33	21	63.6	193	5.8	3	9.1	0	0.0	26	3	19	109.8
Nov 3	@ Car	L	S	39	27	69.2	331	8.5	1	2.6	2	5.1	35	4	21	82.3
Nov 10	KC	W	S	19	13	68.4	181	9.5	2	10.5	0	0.0	52	4	35	133.9
Nov 24	Jax	W	S	18	14	77.8	259	14.4	2	11.1	0	0.0	65t	1	7	155.8
Dec 1	@ Ind	W	S	22	17	77.3	182	8.3	2	9.1	0	0.0	40t	6	44	131.3
Dec 8	@ Oak	W	S	27	21	77.8	391	14.5	3	11.1	1	3.7	91t	0	0	140.4
Dec 15	Hou	L	S	36	22	61.1	279	7.8	2	5.6	1	2.8	60	2	10	92.2
Dec 22	NO	L	S	27	17	63.0	272	10.1	3	11.1	0	0.0	41t	5	24	133.6
Dec 29	@ Hou	W	S	20	13	65.0	198	9.9	2	10.0	0	0.0	51t	0	0	130.8
<b>Totals:</b>		<b>9-7</b>	<b>12 / 10</b>	<b>286</b>	<b>201</b>	<b>70.3</b>	<b>2,742</b>	<b>9.6</b>	<b>22</b>	<b>7.7</b>	<b>6</b>	<b>2.1</b>	<b>91t</b>	<b>31</b>	<b>212</b>	<b>117.5</b>
Jan 4	@ NE	W	S	15	8	53.3	72	4.8	1	6.7	1	6.7	22	1	5	61.0
Jan 11	@ Bal	W	S	14	7	50.0	88	6.3	2	14.3	0	0.0	45t	1	8	109.5
Jan 19	@ KC	L	S	31	21	67.7	209	6.7	2	6.5	0	0.0	37	3	27	108.1
<b>Playoff Totals:</b>		<b>2-1</b>	<b>3 / 3</b>	<b>60</b>	<b>36</b>	<b>60.0</b>	<b>369</b>	<b>6.2</b>	<b>5</b>	<b>8.3</b>	<b>1</b>	<b>1.7</b>	<b>45t</b>	<b>5</b>	<b>40</b>	<b>98.5</b>

**Other passers:** **Brett Kern** (1 for 11 yards vs. LAC, 10/20/19); (0/1 for 0 yards vs. HOU, 12/15/19); (1 for 28 yards vs. KC, 1/19/20); **Derrick Henry** (1 for 3-yard TD vs. BAL, 1/11/20)



## 2019 TITANS GAME-BY-GAME INDIVIDUAL RUSHING STATISTICS

KHARI BLASINGAME (RB/FB)										DALYN DAWKINS (RB)										
Date	Opp	GP	/	GS	Att	Yds	Avg	Lg	TD	Date	Opp	GP	/	GS	Att	Yds	Avg	Lg	TD	
Sept 8	@ Cle				Not on Roster						Sept 8	@ Cle			IA	0	0	-	0	0
Sept 15	Ind				Not on Roster						Sept 15	Ind				Practice Squad				
Sept 19	@ Jax				Not on Roster						Sept 19	@ Jax				Practice Squad				
Sept 29	@ Atl				Not on Roster						Sept 29	@ Atl				Practice Squad				
Oct 6	Buf				Not on Roster						Oct 6	Buf				Practice Squad				
Oct 13	@ Den				Not on Roster						Oct 13	@ Den			p	2	2	1.0	1	0
Oct 20	LAC				Not on Roster						Oct 20	LAC			DNP	0	0	-	0	0
Oct 27	TB				Not on Roster						Oct 27	TB				Not on Roster				
Nov 3	@ Car				Not on Roster						Nov 3	@ Car				Practice Squad				
Nov 10	KC				Not on Roster						Nov 10	KC				Practice Squad				
Nov 24	Jax			S	0	0	-	0	0	Nov 24	Jax				Practice Squad					
Dec 1	@ Ind			p	0	0	-	0	0	Dec 1	@ Ind				Practice Squad					
Dec 8	@ Oak			p	0	0	-	0	0	Dec 8	@ Oak				Practice Squad					
Dec 15	Hou			p	0	0	-	0	0	Dec 15	Hou				Practice Squad					
Dec 22	NO			S	0	0	-	0	0	Dec 22	NO			p	9	24	2.7	14	0	
Dec 29	@ Hou			S	0	0	-	0	0	Dec 29	@ Hou				Practice Squad					
<b>Totals:</b>				<b>6 / 3</b>	<b>0</b>	<b>0</b>	<b>-</b>	<b>0</b>	<b>0</b>	<b>Totals:</b>				<b>2 / 0</b>	<b>11</b>	<b>26</b>	<b>2.4</b>	<b>14</b>	<b>0</b>	
Jan 4	@ NE			S	0	0	-	0	0	Jan 4	@ NE				Practice Squad					
Jan 11	@ Bal			p	0	0	-	0	0	Jan 11	@ Bal				Practice Squad					
Jan 19	@ KC			p	0	0	-	0	0	Jan 19	@ KC				Practice Squad					
<b>Playoff Totals:</b>				<b>3 / 1</b>	<b>0</b>	<b>0</b>	<b>-</b>	<b>0</b>	<b>0</b>	<b>Playoff Totals:</b>				<b>0 / 0</b>	<b>0</b>	<b>0</b>	<b>-</b>	<b>0</b>	<b>0</b>	

DAVID FLUELLEN (RB)										DERRICK HENRY (RB)										
Date	Opp	GP	/	GS	Att	Yds	Avg	Lg	TD	Date	Opp	GP	/	GS	Att	Yds	Avg	Lg	TD	
Sept 8	@ Cle			p	0	0	-	0	0	Sept 8	@ Cle			S	19	84	4.4	18	1	
Sept 15	Ind			IA	0	0	-	0	0	Sept 15	Ind			S	15	82	5.5	18	1	
Sept 19	@ Jax			IA	0	0	-	0	0	Sept 19	@ Jax			S	17	44	2.6	11	1	
Sept 29	@ Atl			p	0	0	-	0	0	Sept 29	@ Atl			S	27	100	3.7	16	0	
Oct 6	Buf				Injured Reserve						Oct 6	Buf			S	20	78	3.9	24	1
Oct 13	@ Den				Injured Reserve						Oct 13	@ Den			S	15	28	1.9	6	0
Oct 20	LAC				Injured Reserve						Oct 20	LAC			S	22	90	4.1	12	1
Oct 27	TB				Injured Reserve						Oct 27	TB			S	16	75	4.7	34	0
Nov 3	@ Car				Injured Reserve						Nov 3	@ Car			S	13	63	4.8	12	1
Nov 10	KC				Injured Reserve						Nov 10	KC			S	23	188	8.2	68t	2
Nov 24	Jax				Injured Reserve						Nov 24	Jax			S	19	159	8.4	74t	2
Dec 1	@ Ind				Injured Reserve						Dec 1	@ Ind			S	26	149	5.7	34	1
Dec 8	@ Oak				Injured Reserve						Dec 8	@ Oak			S	18	103	5.7	24	2
Dec 15	Hou				Injured Reserve						Dec 15	Hou			S	21	86	4.1	23	0
Dec 22	NO				Injured Reserve						Dec 22	NO			IA	0	0	-	0	0
Dec 29	@ Hou				Injured Reserve						Dec 29	@ Hou			S	32	211	6.6	53t	3
<b>Totals:</b>				<b>2 / 0</b>	<b>0</b>	<b>-</b>	<b>-</b>	<b>0</b>	<b>0</b>	<b>Totals:</b>				<b>15 / 15</b>	<b>303</b>	<b>1,540</b>	<b>5.1</b>	<b>74t</b>	<b>16</b>	
Jan 4	@ NE				Injured Reserve						Jan 4	@ NE			S	34	182	5.4	29	1
Jan 11	@ Bal				Injured Reserve						Jan 11	@ Bal			S	30	195	6.5	66	0
Jan 19	@ KC				Injured Reserve						Jan 19	@ KC			S	19	69	3.6	13	1
<b>Playoff Totals:</b>				<b>0 / 0</b>	<b>0</b>	<b>0</b>	<b>-</b>	<b>0</b>	<b>0</b>	<b>Playoff Totals:</b>				<b>3 / 3</b>	<b>83</b>	<b>446</b>	<b>5.4</b>	<b>66</b>	<b>2</b>	

## 2019 TITANS GAME-BY-GAME INDIVIDUAL RUSHING STATISTICS

DION LEWIS (RB)										MARCUS MARIOTA (QB)									
Date	Opp	GP	/	GS	Att	Yds	Avg	Lg	TD	Date	Opp	GP	/	GS	Att	Yds	Avg	Lg	TD
Sept 8	@ Cle			p	3	7	2.3	6	0	Sept 8	@ Cle			S	3	24	8.0	13	0
Sept 15	Ind			p	3	9	3.0	4	0	Sept 15	Ind			S	5	32	6.4	15	0
Sept 19	@ Jax			p	3	13	4.3	5	0	Sept 19	@ Jax			S	6	34	5.7	12	0
Sept 29	@ Atl			p	4	16	4.0	7	0	Sept 29	@ Atl			S	3	22	7.3	11	0
Oct 6	Buf			p	2	11	5.5	9	0	Oct 6	Buf			S	5	13	2.6	4	0
Oct 13	@ Den			p	1	-1	-1.0	-1	0	Oct 13	@ Den			S	2	4	2.0	5	0
Oct 20	LAC			p	1	2	2.0	2	0	Oct 20	LAC			DNP	0	0	-	0	0
Oct 27	TB			p	0	0	-	0	0	Oct 27	TB			DNP	0	0	-	0	0
Nov 3	@ Car			p	4	20	5.0	15	0	Nov 3	@ Car			DNP	0	0	-	0	0
Nov 10	KC			p	0	0	-	0	0	Nov 10	KC			DNP	0	0	-	0	0
Nov 24	Jax			p	5	21	4.2	8	0	Nov 24	Jax			DNP	0	0	-	0	0
Dec 1	@ Ind			p	0	0	-	0	0	Dec 1	@ Ind			DNP	0	0	-	0	0
Dec 8	@ Oak			p	9	26	2.9	6	0	Dec 8	@ Oak			DNP	0	0	-	0	0
Dec 15	Hou			p	3	10	3.3	6	0	Dec 15	Hou			DNP	0	0	-	0	0
Dec 22	NO			S	15	68	4.5	17	0	Dec 22	NO			DNP	0	0	-	0	0
Dec 29	@ Hou			p	1	7	7.0	7	0	Dec 29	@ Hou			p	0	0	-	0	0
<b>Totals:</b>		<b>16</b>	<b>/</b>	<b>1</b>	<b>54</b>	<b>209</b>	<b>3.9</b>	<b>17</b>	<b>0</b>	<b>Totals:</b>		<b>7</b>	<b>/</b>	<b>6</b>	<b>24</b>	<b>129</b>	<b>5.4</b>	<b>15</b>	<b>0</b>
Jan 4	@ NE			p	2	8	4.0	6	0	Jan 4	@ NE			p	0	0	-	0	0
Jan 11	@ Bal			p	0	0	-	0	0	Jan 11	@ Bal			p	0	0	-	0	0
Jan 19	@ KC			p	0	0	-	0	0	Jan 19	@ KC			p	1	5	5.0	5	0
<b>Playoff Totals:</b>		<b>3</b>	<b>/</b>	<b>0</b>	<b>2</b>	<b>8</b>	<b>4.0</b>	<b>6</b>	<b>0</b>	<b>Playoff Totals:</b>		<b>3</b>	<b>/</b>	<b>0</b>	<b>1</b>	<b>5</b>	<b>5.0</b>	<b>5</b>	<b>0</b>

ROD SMITH (RB)										RYAN TANNEHILL (QB)									
Date	Opp	GP	/	GS	Att	Yds	Avg	Lg	TD	Date	Opp	GP	/	GS	Att	Yds	Avg	Lg	TD
Sept 8	@ Cle				Not on Roster					Sept 8	@ Cle			p	2	-2	-1.0	-1	0
Sept 15	Ind				Not on Roster					Sept 15	Ind			DNP	0	0	-	0	0
Sept 19	@ Jax				Not on Roster					Sept 19	@ Jax			DNP	0	0	-	0	0
Sept 29	@ Atl				Not on Roster					Sept 29	@ Atl			DNP	0	0	-	0	0
Oct 6	Buf				Not on Roster					Oct 6	Buf			DNP	0	0	-	0	0
Oct 13	@ Den			IA	0	0	-	0	0	Oct 13	@ Den			p	1	6	6.0	6	0
Oct 20	LAC			IA	0	0	-	0	0	Oct 20	LAC			S	5	7	1.4	6	0
Oct 27	TB			p	0	0	-	0	0	Oct 27	TB			S	4	-3	-0.8	1	0
Nov 3	@ Car			p	0	0	-	0	0	Nov 3	@ Car			S	4	38	9.5	25	1
Nov 10	KC			p	0	0	-	0	0	Nov 10	KC			S	3	37	12.3	18	0
Nov 24	Jax				Not on Roster					Nov 24	Jax			S	7	40	5.7	21t	2
Dec 1	@ Ind				Not on Roster					Dec 1	@ Ind			S	4	5	1.3	8	0
Dec 8	@ Oak				Not on Roster					Dec 8	@ Oak			S	4	19	4.8	10	0
Dec 15	Hou				Not on Roster					Dec 15	Hou			S	3	10	3.3	10	1
Dec 22	NO				Not on Roster					Dec 22	NO			S	1	8	8.0	8	0
Dec 29	@ Hou				Not on Roster					Dec 29	@ Hou			S	5	20	4.0	19	0
<b>Totals:</b>		<b>3</b>	<b>/</b>	<b>0</b>	<b>0</b>	<b>0</b>	<b>-</b>	<b>0</b>	<b>0</b>	<b>Totals:</b>		<b>12</b>	<b>/</b>	<b>10</b>	<b>43</b>	<b>185</b>	<b>4.3</b>	<b>25</b>	<b>4</b>
Jan 4	@ NE				Not on Roster					Jan 4	@ NE			S	4	11	2.8	5	0
Jan 11	@ Bal				Not on Roster					Jan 11	@ Bal			S	6	13	2.2	9	1
Jan 19	@ KC				Not on Roster					Jan 19	@ KC			S	3	11	3.7	6	0
<b>Playoff Totals:</b>		<b>0</b>	<b>/</b>	<b>0</b>	<b>0</b>	<b>0</b>	<b>-</b>	<b>0</b>	<b>0</b>	<b>Playoff Totals:</b>		<b>3</b>	<b>/</b>	<b>3</b>	<b>13</b>	<b>35</b>	<b>2.7</b>	<b>9</b>	<b>1</b>

**Other rushers:** Adam Humphries (1 for 1 yard vs. IND, 9/15/19); A.J. Brown (1 for -2 yards vs. LAC, 10/20/19), (1 for 13 yards vs. OAK, 12/8/19), (1 for 49-yard TD vs. NO, 12/22/19), (1 for 9 yards vs. BAL, 1/11/20); Brett Kern (1 for 0 yards vs. TB, 10/27/19); Jonnu Smith (1 for 4 yards vs. JAX, 11/24/19), (1 for 57 yards vs. HOU, 12/15/19), (1 for 7 yards at HOU, 12/29/19); Kalif Raymond (1 for -5 yards vs. JAX, 11/24/19)

## 2019 TITANS GAME-BY-GAME INDIVIDUAL RECEIVING STATISTICS

KHARI BLASINGAME (RB/FB)										A.J. BROWN (WR)									
Date	Opp	GP	/	GS	No	Yds	Avg	Lg	TD	Date	Opp	GP	/	GS	No	Yds	Avg	Lg	TD
Sept 8	@ Cle					Not on Roster				Sept 8	@ Cle	S			3	100	33.3	51	0
Sept 15	Ind					Not on Roster				Sept 15	Ind	S			3	25	8.3	11	0
Sept 19	@ Jax					Not on Roster				Sept 19	@ Jax	S			1	4	4.0	4	0
Sept 29	@ Atl					Not on Roster				Sept 29	@ Atl	p			3	94	31.3	55t	2
Oct 6	Buf					Not on Roster				Oct 6	Buf	S			2	27	13.5	14	0
Oct 13	@ Den					Not on Roster				Oct 13	@ Den	S			2	23	11.5	13	0
Oct 20	LAC					Not on Roster				Oct 20	LAC	p			6	64	10.7	16	0
Oct 27	TB					Not on Roster				Oct 27	TB	p			2	11	5.5	8t	1
Nov 3	@ Car					Not on Roster				Nov 3	@ Car	p			4	81	20.3	35	0
Nov 10	KC					Not on Roster				Nov 10	KC	S			1	17	17.0	17	0
Nov 24	Jax	S			0	0	-	0	0	Nov 24	Jax	p			4	135	33.8	65t	1
Dec 1	@ Ind	p			0	0	-	0	0	Dec 1	@ Ind	S			3	45	15.0	16	0
Dec 8	@ Oak	p			2	47	23.5	24	0	Dec 8	@ Oak	S			5	153	30.6	91t	2
Dec 15	Hou	p			1	0	0.0	0	0	Dec 15	Hou	S			8	114	14.3	60	1
Dec 22	NO	S			0	0	-	0	0	Dec 22	NO	S			1	34	34.0	34	0
Dec 29	@ Hou	S			1	7	7.0	7	0	Dec 29	@ Hou	S			4	124	31.0	51t	1
<b>Totals:</b>		<b>6</b>	<b>/</b>	<b>3</b>	<b>4</b>	<b>54</b>	<b>13.5</b>	<b>24</b>	<b>0</b>	<b>Totals:</b>		<b>16</b>	<b>/</b>	<b>11</b>	<b>52</b>	<b>1,051</b>	<b>20.2</b>	<b>91t</b>	<b>8</b>
Jan 4	@ NE	S			0	0	-	0	0	Jan 4	@ NE	S			1	4	4.0	4	0
Jan 11	@ Bal	p			0	0	-	0	0	Jan 11	@ Bal	S			1	3	3.0	3t	1
Jan 19	@ KC	p			0	0	-	0	0	Jan 19	@ KC	S			5	65	13.0	22	0
<b>Playoff Totals:</b>		<b>3</b>	<b>/</b>	<b>1</b>	<b>0</b>	<b>0</b>	<b>-</b>	<b>0</b>	<b>0</b>	<b>Playoff Totals:</b>		<b>3</b>	<b>/</b>	<b>3</b>	<b>5</b>	<b>64</b>	<b>12.8</b>	<b>37</b>	<b>0</b>

COREY DAVIS (WR)										RASHARD DAVIS (WR)									
Date	Opp	GP	/	GS	No	Yds	Avg	Lg	TD	Date	Opp	GP	/	GS	No	Yds	Avg	Lg	TD
Sept 8	@ Cle	S			0	0	-	0	0	Sept 8	@ Cle	IA			0	0	-	0	0
Sept 15	Ind	p			3	38	12.7	25	0	Sept 15	Ind					Not on Roster			
Sept 19	@ Jax	S			3	44	14.7	19	0	Sept 19	@ Jax					Not on Roster			
Sept 29	@ Atl	S			5	91	18.2	23t	1	Sept 29	@ Atl					Not on Roster			
Oct 6	Buf	p			2	28	14.0	23	0	Oct 6	Buf					Not on Roster			
Oct 13	@ Den	p			3	36	12.0	18	0	Oct 13	@ Den					Not on Roster			
Oct 20	LAC	S			6	80	13.3	38	1	Oct 20	LAC					Not on Roster			
Oct 27	TB	S			2	9	4.5	8	0	Oct 27	TB					Not on Roster			
Nov 3	@ Car	S			4	48	12.0	18	0	Nov 3	@ Car					Not on Roster			
Nov 10	KC	IA			0	0	-	0	0	Nov 10	KC					Practice Squad			
Nov 24	Jax	S			2	29	14.5	24	0	Nov 24	Jax					Practice Squad			
Dec 1	@ Ind	S			1	23	23.0	23	0	Dec 1	@ Ind					Practice Squad			
Dec 8	@ Oak	S			2	34	17.0	24	0	Dec 8	@ Oak					Practice Squad			
Dec 15	Hou	p			3	57	19.0	22	0	Dec 15	Hou					Practice Squad			
Dec 22	NO	S			3	40	13.3	22	0	Dec 22	NO					Practice Squad			
Dec 29	@ Hou	S			4	44	11.0	16	0	Dec 29	@ Hou	p			1	16	16.0	16	0
<b>Totals:</b>		<b>15</b>	<b>/</b>	<b>11</b>	<b>43</b>	<b>601</b>	<b>14.0</b>	<b>38</b>	<b>2</b>	<b>Totals:</b>		<b>1</b>	<b>/</b>	<b>0</b>	<b>1</b>	<b>16</b>	<b>16.0</b>	<b>16</b>	<b>0</b>
Jan 4	@ NE	S			0	0	-	0	0	Jan 4	@ NE	p			0	0	-	0	0
Jan 11	@ Bal	S			1	3	3.0	3t	1	Jan 11	@ Bal	IA			0	0	-	0	0
Jan 19	@ KC	S			5	65	13.0	22	0	Jan 19	@ KC	IA			0	0	-	0	0
<b>Playoff Totals:</b>		<b>3</b>	<b>/</b>	<b>3</b>	<b>6</b>	<b>68</b>	<b>11.3</b>	<b>22</b>	<b>1</b>	<b>Playoff Totals:</b>		<b>1</b>	<b>/</b>	<b>0</b>	<b>0</b>	<b>0</b>	<b>-</b>	<b>0</b>	<b>0</b>

ANTHONY FIRKSER (TE)										DERRICK HENRY (RB)									
Date	Opp	GP	/	GS	No	Yds	Avg	Lg	TD	Date	Opp	GP	/	GS	No	Yds	Avg	Lg	TD
Sept 8	@ Cle	p			0	0	-	0	0	Sept 8	@ Cle	S			1	75	75.0	75t	1
Sept 15	Ind	p			0	0	-	0	0	Sept 15	Ind	S			2	12	6.0	9	0
Sept 19	@ Jax	p			0	0	-	0	0	Sept 19	@ Jax	S			1	2	2.0	2	0
Sept 29	@ Atl	IA			0	0	-	0	0	Sept 29	@ Atl	S			1	8	8.0	8	0
Oct 6	Buf	p			0	0	-	0	0	Oct 6	Buf	S			0	0	-	0	0
Oct 13	@ Den	p			1	25	25.0	25	0	Oct 13	@ Den	S			1	5	5.0	5	0
Oct 20	LAC	p			1	27	27.0	27	0	Oct 20	LAC	S			1	18	18.0	18	0
Oct 27	TB	p			3	43	14.3	23	0	Oct 27	TB	S			1	8	8.0	8	0
Nov 3	@ Car	p			0	0	-	0	0	Nov 3	@ Car	S			3	36	12.0	23t	1
Nov 10	KC	p			3	36	12.0	20	1	Nov 10	KC	S			2	3	1.5	6	0
Nov 24	Jax	p			0	0	-	0	0	Nov 24	Jax	S			1	16	16.0	16	0
Dec 1	@ Ind	p			3	22	7.3	13	0	Dec 1	@ Ind	S			3	17	5.7	9	0
Dec 8	@ Oak	p			1	39	39.0	39	0	Dec 8	@ Oak	S			1	6	6.0	6	0
Dec 15	Hou	S			1	7	7.0	7	0	Dec 15	Hou	S			0	0	-	0	0
Dec 22	NO	p			0	0	-	0	0	Dec 22	NO	IA			0	0	-	0	0
Dec 29	@ Hou	p			1	5	5.0	5	0	Dec 29	@ Hou	S			0	0	-	0	0
<b>Totals:</b>		<b>15</b>	<b>/</b>	<b>1</b>	<b>14</b>	<b>204</b>	<b>14.6</b>	<b>39</b>	<b>1</b>	<b>Totals:</b>		<b>15</b>	<b>/</b>	<b>15</b>	<b>18</b>	<b>206</b>	<b>11.4</b>	<b>75t</b>	<b>2</b>
Jan 4	@ NE	p			2	23	11.5	12t	1	Jan 4	@ NE	S			1	22	22.0	22	0
Jan 11	@ Bal	p			0	0	-	0	0	Jan 11	@ Bal	S			2	7	3.5	8	0
Jan 19	@ KC	p			1	22	22.0	22t	1	Jan 19	@ KC	S			2	-8	-4.0	-2	0
<b>Playoff Totals:</b>		<b>3</b>	<b>/</b>	<b>0</b>	<b>3</b>	<b>45</b>	<b>15.0</b>	<b>22t</b>	<b>2</b>	<b>Playoff Totals:</b>		<b>3</b>	<b>/</b>	<b>3</b>	<b>5</b>	<b>21</b>	<b>9.7</b>	<b>22</b>	<b>0</b>

## 2019 TITANS GAME-BY-GAME INDIVIDUAL RECEIVING STATISTICS

CODY HOLLISTER (WR)										ADAM HUMPHRIES (WR)									
Date	Opp	GP	/	GS	No	Yds	Avg	Lg	TD	Date	Opp	GP	/	GS	No	Yds	Avg	Lg	TD
Sept 8	@ Cle					Practice Squad				Sept 8	@ Cle	p			1	5	5.0	5	0
Sept 15	Ind					Practice Squad				Sept 15	Ind	p			2	-1	-0.5	0	0
Sept 19	@ Jax					Practice Squad				Sept 19	@ Jax	S			6	93	15.5	30	0
Sept 29	@ Atl					Practice Squad				Sept 29	@ Atl	S			2	15	7.5	9	0
Oct 6	Buf					Practice Squad				Oct 6	Buf	p			4	30	7.5	10	0
Oct 13	@ Den					Practice Squad				Oct 13	@ Den	S			6	47	7.8	16	0
Oct 20	LAC					Practice Squad				Oct 20	LAC	p			4	40	10.0	14	0
Oct 27	TB					Practice Squad				Oct 27	TB	p			3	24	8.0	13	0
Nov 3	@ Car					Practice Squad				Nov 3	@ Car	p			4	65	16.3	25	0
Nov 10	KC	p			0	0	-	0	0	Nov 10	KC	p			1	23	23.0	23t	1
Nov 24	Jax	IA			0	0	-	0	0	Nov 24	Jax	p			3	20	6.7	8	0
Dec 1	@ Ind	p			2	13	6.5	11	0	Dec 1	@ Ind	p			1	13	13.0	13t	1
Dec 8	@ Oak	p			0	0	-	0	0	Dec 8	@ Oak	IA			0	0	-	0	0
Dec 15	Hou	p			0	0	-	0	0	Dec 15	Hou	IA			0	0	-	0	0
Dec 22	NO	p			0	0	-	0	0	Dec 22	NO	IA			0	0	-	0	0
Dec 29	@ Hou	IA			0	0	-	0	0	Dec 29	@ Hou	IA			0	0	-	0	0
<b>Totals:</b>		<b>5</b>	<b>/</b>	<b>0</b>	<b>2</b>	<b>13</b>	<b>6.5</b>	<b>11</b>	<b>0</b>	<b>Totals:</b>		<b>12</b>	<b>/</b>	<b>3</b>	<b>37</b>	<b>374</b>	<b>10.1</b>	<b>30</b>	<b>2</b>
Jan 4	@ NE	IA			0	0	-	0	0	Jan 4	@ NE	IA			0	0	-	0	0
Jan 11	@ Bal	IA			0	0	-	0	0	Jan 11	@ Bal	IA			0	0	-	0	0
Jan 19	@ KC	IA			0	0	-	0	0	Jan 19	@ KC	p			4	25	6.3	9	0
<b>Playoff Totals:</b>		<b>0</b>	<b>/</b>	<b>0</b>	<b>0</b>	<b>0</b>	<b>-</b>	<b>0</b>	<b>0</b>	<b>Playoff Totals:</b>		<b>1</b>	<b>/</b>	<b>0</b>	<b>4</b>	<b>25</b>	<b>6.3</b>	<b>9</b>	<b>0</b>

DARIUS JENNINGS (WR)										DION LEWIS (RB)									
Date	Opp	GP	/	GS	No	Yds	Avg	Lg	TD	Date	Opp	GP	/	GS	No	Yds	Avg	Lg	TD
Sept 8	@ Cle	p			0	0	-	0	0	Sept 8	@ Cle	p			3	6	2.0	7	0
Sept 15	Ind	p			1	11	11.0	11	0	Sept 15	Ind	p			1	5	5.0	5	0
Sept 19	@ Jax	p			0	0	-	0	0	Sept 19	@ Jax	p			1	7	7.0	7	0
Sept 29	@ Atl	p			1	6	6.0	6	0	Sept 29	@ Atl	p			4	4	1.0	11	0
Oct 6	Buf	p			0	0	-	0	0	Oct 6	Buf	p			2	19	9.5	10	0
Oct 13	@ Den	p			0	0	-	0	0	Oct 13	@ Den	p			3	20	6.7	9	0
Oct 20	LAC	p			0	0	-	0	0	Oct 20	LAC	p			0	0	-	0	0
Oct 27	TB	IA			0	0	-	0	0	Oct 27	TB	p			1	2	2.0	2	0
Nov 3	@ Car					Not on Roster				Nov 3	@ Car	p			5	33	6.6	24	0
Nov 10	KC					Not on Roster				Nov 10	KC	p			0	0	-	0	0
Nov 24	Jax					Not on Roster				Nov 24	Jax	p			1	24	24.0	24	0
Dec 1	@ Ind					Not on Roster				Dec 1	@ Ind	p			1	9	9.0	9	0
Dec 8	@ Oak					Not on Roster				Dec 8	@ Oak	p			1	5	5.0	5	0
Dec 15	Hou					Not on Roster				Dec 15	Hou	p			1	11	11.0	11t	1
Dec 22	NO					Not on Roster				Dec 22	NO	S			1	19	19.0	19	0
Dec 29	@ Hou	p			0	0	-	0	0	Dec 29	@ Hou	p			0	0	-	0	0
<b>Totals:</b>		<b>8</b>	<b>/</b>	<b>0</b>	<b>2</b>	<b>17</b>	<b>8.5</b>	<b>11</b>	<b>0</b>	<b>Totals:</b>		<b>16</b>	<b>/</b>	<b>1</b>	<b>25</b>	<b>164</b>	<b>6.6</b>	<b>24</b>	<b>1</b>
Jan 4	@ NE	p			0	0	-	0	0	Jan 4	@ NE	p			1	8	8.0	8	0
Jan 11	@ Bal	p			0	0	-	0	0	Jan 11	@ Bal	p			0	0	-	0	0
Jan 19	@ KC	IA			0	0	-	0	0	Jan 19	@ KC	p			1	6	6.0	6	0
<b>Playoff Totals:</b>		<b>2</b>	<b>/</b>	<b>0</b>	<b>0</b>	<b>0</b>	<b>-</b>	<b>0</b>	<b>0</b>	<b>Playoff Totals:</b>		<b>3</b>	<b>/</b>	<b>0</b>	<b>2</b>	<b>14</b>	<b>7.0</b>	<b>8</b>	<b>0</b>

MYCOLE PRUITT (TE)										KALIF RAYMOND (WR)									
Date	Opp	GP	/	GS	No	Yds	Avg	Lg	TD	Date	Opp	GP	/	GS	No	Yds	Avg	Lg	TD
Sept 8	@ Cle	p			0	0	-	0	0	Sept 8	@ Cle					Not on Roster			
Sept 15	Ind	S			0	0	-	0	0	Sept 15	Ind					Practice Squad			
Sept 19	@ Jax	p			0	0	-	0	0	Sept 19	@ Jax					Practice Squad			
Sept 29	@ Atl	p			0	0	-	0	0	Sept 29	@ Atl					Practice Squad			
Oct 6	Buf	S			0	0	-	0	0	Oct 6	Buf					Practice Squad			
Oct 13	@ Den	S			0	0	-	0	0	Oct 13	@ Den					Practice Squad			
Oct 20	LAC	S			0	0	-	0	0	Oct 20	LAC					Practice Squad			
Oct 27	TB	S			0	0	-	0	0	Oct 27	TB	p			0	0	-	0	0
Nov 3	@ Car	S			0	0	-	0	0	Nov 3	@ Car	p			2	19	9.5	14	0
Nov 10	KC	S			0	0	-	0	0	Nov 10	KC	p			1	52	52.0	52	0
Nov 24	Jax	p			1	20	20.0	20	0	Nov 24	Jax	p			1	14	14.0	14	0
Dec 1	@ Ind	p			0	0	-	0	0	Dec 1	@ Ind	S			1	40	40.0	40t	1
Dec 8	@ Oak	S			1	42	42.0	42	0	Dec 8	@ Oak	p			1	11	11.0	11	0
Dec 15	Hou	S			0	0	-	0	0	Dec 15	Hou	p			1	2	2.0	2	0
Dec 22	NO	S			2	15	7.5	10	0	Dec 22	NO	p			2	32	16.0	23	0
Dec 29	@ Hou	p			2	13	6.5	12	1	Dec 29	@ Hou	IA			0	0	-	0	0
<b>Totals:</b>		<b>16</b>	<b>/</b>	<b>10</b>	<b>6</b>	<b>90</b>	<b>15.0</b>	<b>42</b>	<b>1</b>	<b>Totals:</b>		<b>8</b>	<b>/</b>	<b>1</b>	<b>9</b>	<b>170</b>	<b>18.9</b>	<b>52</b>	<b>1</b>
Jan 4	@ NE	p			2	4	2.0	4	0	Jan 4	@ NE	IA			0	0	-	0	0
Jan 11	@ Bal	S			1	15	15.0	15	0	Jan 11	@ Bal	p			1	45	45.0	45t	1
Jan 19	@ KC	p			1	9	9.0	9	0	Jan 19	@ KC	p			0	0	-	0	0
<b>Playoff Totals:</b>		<b>3</b>	<b>/</b>	<b>1</b>	<b>4</b>	<b>28</b>	<b>6.3</b>	<b>15</b>	<b>0</b>	<b>Playoff Totals:</b>		<b>2</b>	<b>/</b>	<b>0</b>	<b>1</b>	<b>45</b>	<b>45.0</b>	<b>45t</b>	<b>1</b>

## 2019 TITANS GAME-BY-GAME INDIVIDUAL RECEIVING STATISTICS

TAJAÉ SHARPE (WR)										JONNU SMITH (TE)												
Date	Opp	GP	/	GS	No	Yds	Avg	Lg	TD	Date	Opp	GP	/	GS	No	Yds	Avg	Lg	TD			
Sept 8	@ Cle			p	0	0	-	0	0	Sept 8	@ Cle			S	1	7	7.0	7	0			
Sept 15	Ind			p	2	24	12.0	15	0	Sept 15	Ind			S	0	0	-	0	0			
Sept 19	@ Jax			p	2	70	35.0	47	0	Sept 19	@ Jax			S	2	20	10.0	20	0			
Sept 29	@ Atl			S	0	0	-	0	0	Sept 29	@ Atl			S	1	5	5.0	5	0			
Oct 6	Buf			p	1	12	12.0	12	0	Oct 6	Buf			S	1	57	57.0	57	0			
Oct 13	@ Den			p	0	0	-	0	0	Oct 13	@ Den			p	1	8	8.0	8	0			
Oct 20	LAC			S	2	19	9.5	14	1	Oct 20	LAC			S	3	64	21.3	35	0			
Oct 27	TB			S	3	18	6.0	7	1	Oct 27	TB			S	6	78	13.0	26	1			
Nov 3	@ Car			S	2	31	15.5	16	0	Nov 3	@ Car			S	3	18	6.0	7	0			
Nov 10	KC			S	1	20	20.0	20	0	Nov 10	KC			S	4	30	7.5	9	0			
Nov 24	Jax			S	0	0	-	0	0	Nov 24	Jax			S	0	0	-	0	0			
Dec 1	@ Ind			IA	0	0	-	0	0	Dec 1	@ Ind			S	2	0	0.0	2	0			
Dec 8	@ Oak			p	4	25	6.3	9	0	Dec 8	@ Oak			S	3	29	9.7	17t	1			
Dec 15	Hou			p	2	28	14.0	16	0	Dec 15	Hou			S	5	60	12.0	23	0			
Dec 22	NO			p	5	69	13.8	36t	2	Dec 22	NO			p	3	63	21.0	41t	1			
Dec 29	@ Hou			p	1	13	13.0	13	0	Dec 29	@ Hou			S	0	0	-	0	0			
<b>Totals:</b>					<b>15</b>		<b>6</b>	<b>25</b>	<b>329</b>	<b>13.2</b>	<b>47</b>	<b>4</b>			<b>16</b>		<b>14</b>	<b>35</b>	<b>439</b>	<b>12.5</b>	<b>57</b>	<b>3</b>
Jan 4	@ NE			p	1	6	6.0	6	0	Jan 4	@ NE			S	1	9	9.0	9	0			
Jan 11	@ Bal			p	0	0	-	0	0	Jan 11	@ Bal			S	2	12	6.0	12t	1			
Jan 19	@ KC			S	0	0	-	0	0	Jan 19	@ KC			S	3	38	12.7	22	0			
<b>Playoff Totals:</b>					<b>3</b>		<b>1</b>	<b>1</b>	<b>6</b>	<b>6.0</b>	<b>6</b>	<b>0</b>			<b>3</b>		<b>3</b>	<b>6</b>	<b>59</b>	<b>9.8</b>	<b>22</b>	<b>1</b>

DELANIE WALKER (TE)												
Date	Opp	GP	/	GS	No	Yds	Avg	Lg	TD			
Sept 8	@ Cle			S	5	55	11.0	16	2			
Sept 15	Ind			S	4	39	9.8	15	0			
Sept 19	@ Jax			p	7	64	9.1	29	0			
Sept 29	@ Atl			p	1	4	4.0	4	0			
Oct 6	Buf			S	1	10	10.0	10	0			
Oct 13	@ Den			S	3	43	14.3	18	0			
Oct 20	LAC			p	0	0	-	0	0			
Oct 27	TB			IA	0	0	-	0	0			
Nov 3	@ Car			IA	0	0	-	0	0			
Nov 10	KC			IA	0	0	-	0	0			
Nov 24	Jax			IA	0	0	-	0	0			
Dec 1	@ Ind								Injured Reserve			
Dec 8	@ Oak								Injured Reserve			
Dec 15	Hou								Injured Reserve			
Dec 22	NO								Injured Reserve			
Dec 29	@ Hou								Injured Reserve			
<b>Totals:</b>					<b>7</b>		<b>4</b>	<b>21</b>	<b>215</b>	<b>10.2</b>	<b>29</b>	<b>2</b>
Jan 4	@ NE								Injured Reserve			
Jan 11	@ Bal								Injured Reserve			
Jan 19	@ KC								Injured Reserve			
<b>Playoff Totals:</b>					<b>0</b>		<b>0</b>	<b>0</b>	<b>0</b>	<b>-</b>	<b>0</b>	<b>0</b>

**Other receivers:** David Quessenberry (1 for 1 yard TD vs. IND, 9/15/19); Kevin Byard (1 for 11 yards vs. LAC, 10/20/19); Dennis Kelly (1 for 1-yard TD vs. JAX, 11/24/19), (1 for 1-yard TD vs. KC, 1/19/20); Amani Hooker (1 for 28 yards vs. KC, 1/19/20)

## 2019 TITANS GAME-BY-GAME INDIVIDUAL PUNTING STATISTICS

### BRETT KERN

Date	Opp	GP	/	GS	No.	Yds	Avg	Ret	Yds	R Avg	TB	In	Lg	Blk	Net
Sept 8	@ Cle			p	6	277	46.2	1	18	18.0	0	3	70	0	43.2
Sept 15	Ind			p	6	288	48.0	4	42	10.5	0	2	61	0	41.0
Sept 19	@ Jax			p	8	372	46.5	2	11	5.5	2	4	63	0	40.1
Sept 29	@ Atl			p	5	225	45.0	1	2	2.0	0	5	53	0	44.6
Oct 6	Buf			p	6	300	50.0	2	2	1.0	0	1	56	0	49.7
Oct 13	@ Den			p	9	424	47.1	3	48	16.0	0	8	61	0	41.8
Oct 20	LAC			p	2	84	42.0	0	0	-	0	2	50	0	42.0
Oct 27	TB			p	5	248	49.6	3	45	15.0	0	1	61	0	40.6
Nov 3	@ Car			p	3	139	46.3	2	11	5.5	0	0	53	0	42.7
Nov 10	KC			p	4	204	51.0	1	5	5.0	0	2	65	0	49.8
Nov 24	Jax			p	3	132	44.0	2	-5	-2.5	0	1	49	0	45.7
Dec 1	@ Ind			p	5	244	48.8	2	32	16.0	0	4	65	0	42.4
Dec 8	@ Oak			p	2	102	51.0	1	12	12.0	0	0	55	0	45.0
Dec 15	Hou			p	3	145	48.3	0	0	-	0	1	52	0	48.3
Dec 22	NO			p	7	299	42.7	4	21	5.3	0	1	55	0	39.7
Dec 29	@ Hou			p	4	189	47.3	2	25	12.5	0	2	58	0	41.0
<b>Totals:</b>		<b>16</b>	<b>/</b>	<b>0</b>	<b>78</b>	<b>3,672</b>	<b>47.1</b>	<b>30</b>	<b>269</b>	<b>9.0</b>	<b>2</b>	<b>37</b>	<b>70</b>	<b>0</b>	<b>43.1</b>
Jan 4	@ NE			p	6	275	45.8	1	23	23.0	0	4	58	0	42.0
Jan 11	@ Bal			p	6	315	52.5	0	0	-	4	1	63	0	39.2
Jan 19	@ KC			p	3	139	46.3	2	7	3.5	0	1	53	0	44.0
<b>Playoff Totals:</b>		<b>3</b>	<b>/</b>	<b>0</b>	<b>15</b>	<b>729</b>	<b>48.6</b>	<b>3</b>	<b>30</b>	<b>10.0</b>	<b>4</b>	<b>6</b>	<b>63</b>	<b>0</b>	<b>41.3</b>

Other punters: (none)

## 2019 TITANS GAME-BY-GAME INDIVIDUAL RETURN STATISTICS

### ADAM HUMPHRIES

Date	Opp	GP	/	GS	PUNT RETURNS					KICKOFF RETURNS						
					No	FC	Yds	Avg	Lg	TD	No	Yds	Avg	Lg	TD	
Sept 8	@ Cle			p	0	4	0	-	0	0	0	0	0	-	0	0
Sept 15	Ind			p	0	0	0	-	0	0	0	0	0	-	0	0
Sept 19	@ Jax			S	0	1	0	-	0	0	0	0	0	-	0	0
Sept 29	@ Atl			S	1	2	2	2.0	2	0	0	0	0	-	0	0
Oct 6	Buf			p	2	2	2	1.0	2	0	0	0	0	-	0	0
Oct 13	@ Den			S	3	2	19	6.3	11	0	0	0	0	-	0	0
Oct 20	LAC			p	1	0	14	14.0	14	0	0	0	0	-	0	0
Oct 27	TB			p	0	2	0	-	0	0	0	0	0	-	0	0
Nov 3	@ Car			p	1	3	11	11.0	11	0	0	0	0	-	0	0
Nov 10	KC			p	0	0	0	-	0	0	0	0	0	-	0	0
Nov 24	Jax			p	2	3	22	11.0	21	0	0	0	0	-	0	0
Dec 1	@ Ind			p	2	0	8	4.0	6	0	0	0	0	-	0	0
Dec 8	@ Oak			IA	0	0	0	-	0	0	0	0	0	-	0	0
Dec 15	Hou			IA	0	0	0	-	0	0	0	0	0	-	0	0
Dec 22	NO			IA	0	0	0	-	0	0	0	0	0	-	0	0
Dec 29	@ Hou			IA	0	0	0	-	0	0	0	0	0	-	0	0
<b>Totals:</b>		<b>12</b>	<b>/</b>	<b>3</b>	<b>12</b>	<b>19</b>	<b>78</b>	<b>6.5</b>	<b>21</b>	<b>0</b>	<b>0</b>	<b>0</b>	<b>0</b>	<b>-</b>	<b>0</b>	<b>0</b>
Jan 4	@ NE			IA	0	0	0	-	0	0	0	0	0	-	0	0
Jan 11	@ Bal			IA	0	0	0	-	0	0	0	0	0	-	0	0
Jan 19	@ KC			p	0	0	0	-	0	0	0	0	0	-	0	0
<b>Playoff Totals:</b>		<b>1</b>	<b>/</b>	<b>0</b>	<b>0</b>	<b>0</b>	<b>0</b>	<b>-</b>	<b>0</b>	<b>0</b>	<b>0</b>	<b>0</b>	<b>0</b>	<b>-</b>	<b>0</b>	<b>0</b>

## 2019 TITANS GAME-BY-GAME INDIVIDUAL RETURN STATISTICS

DARIUS JENNINGS					PUNT RETURNS					KICKOFF RETURNS					
Date	Opp	GP	/	GS	No	FC	Yds	Avg	Lg	TD	No	Yds	Avg	Lg	TD
Sept 8	@ Cle			p	0	0	0	-	0	0	2	27	13.5	17	0
Sept 15	Ind			p	0	0	0	-	0	0	1	26	26.0	26	0
Sept 19	@ Jax			p	0	0	0	-	0	0	1	25	25.0	25	0
Sept 29	@ Atl			p	0	0	0	-	0	0	0	0	-	0	0
Oct 6	Buf			p	0	0	0	-	0	0	0	0	-	0	0
Oct 13	@ Den			p	0	0	0	-	0	0	0	0	-	0	0
Oct 20	LAC			p	0	0	0	-	0	0	3	69	23.0	24	0
Oct 27	TB			IA	0	0	0	-	0	0	0	0	-	0	0
Nov 3	@ Car														
Nov 10	KC														
Nov 24	Jax														
Dec 1	@ Ind														
Dec 8	@ Oak														
Dec 15	Hou														
Dec 22	NO														
Dec 29	@ Hou			p	0	0	0	-	0	0	2	49	24.5	26	0
<b>Totals:</b>		<b>8</b>	<b>/</b>	<b>0</b>	<b>0</b>	<b>0</b>	<b>0</b>	<b>-</b>	<b>0</b>	<b>0</b>	<b>9</b>	<b>196</b>	<b>21.8</b>	<b>26</b>	<b>0</b>
Jan 4	@ NE			p	0	0	0	-	0	0	2	40	20.0	22	0
Jan 11	@ Bal			p	0	0	0	-	0	0	1	20	20.0	20	0
Jan 19	@ KC			IA	0	0	0	-	0	0	0	0	-	0	0
<b>Playoff Totals:</b>		<b>2</b>	<b>/</b>	<b>0</b>	<b>0</b>	<b>0</b>	<b>0</b>	<b>-</b>	<b>0</b>	<b>0</b>	<b>3</b>	<b>60</b>	<b>20.0</b>	<b>22</b>	<b>0</b>

KALIF RAYMOND					PUNT RETURNS					KICKOFF RETURNS					
Date	Opp	GP	/	GS	No	FC	Yds	Avg	Lg	TD	No	Yds	Avg	Lg	TD
Sept 8	@ Cle														
Sept 15	Ind														
Sept 19	@ Jax														
Sept 29	@ Atl														
Oct 6	Buf														
Oct 13	@ Den														
Oct 20	LAC														
Oct 27	TB			p	0	0	0	-	0	0	1	45	45.0	45	0
Nov 3	@ Car			p	0	0	0	-	0	0	3	69	23.0	32	0
Nov 10	KC			p	0	0	0	-	0	0	3	46	15.3	19	0
Nov 24	Jax			p	0	0	0	-	0	0	1	34	34.0	34	0
Dec 1	@ Ind			S	0	1	0	-	0	0	0	0	-	0	0
Dec 8	@ Oak			p	0	3	0	-	0	0	3	71	23.7	26	0
Dec 15	Hou			p	1	1	8	8.0	8	0	3	55	18.3	24	0
Dec 22	NO			p	3	2	37	12.3	14	0	4	83	20.8	26	0
Dec 29	@ Hou			IA	0	0	0	-	0	0	0	0	-	0	0
<b>Totals:</b>		<b>8</b>	<b>/</b>	<b>1</b>	<b>4</b>	<b>7</b>	<b>45</b>	<b>11.3</b>	<b>14</b>	<b>0</b>	<b>18</b>	<b>403</b>	<b>22.4</b>	<b>45</b>	<b>0</b>
Jan 4	@ NE			IA	0	0	0	-	0	0	0	0	-	0	0
Jan 11	@ Bal			p	0	1	0	-	0	0	1	7	7.0	7	0
Jan 19	@ KC			p	1	1	9	9.0	9	0	3	61	20.3	22	0
<b>Playoff Totals:</b>		<b>2</b>	<b>/</b>	<b>0</b>	<b>1</b>	<b>2</b>	<b>9</b>	<b>9.0</b>	<b>9</b>	<b>0</b>	<b>4</b>	<b>68</b>	<b>17.0</b>	<b>22</b>	<b>0</b>

**Other punt returners:** Rashard Davis (2 for 9 yards vs. HOU, 12/29/19); Adoree' Jackson (2 for 26 yards vs. IND, 9/15/19), (1 for 0 yards at JAX, 9/19/19); LeShaun Sims (1 for 11 yards vs. HOU, 12/15/19)

**Other kickoff returners:** Adoree' Jackson (1 for 23 yards at Cle, 9/8/19), (1 for 0 yards vs. JAX, 11/24/19); Jonnu Smith (1 for 16 yards at DEN, 10/13/19)

## 2019 TITANS GAME-BY-GAME INDIVIDUAL DEFENSIVE STATISTICS

DAREN BATES (LB)					TACKLES . . .							INTERCEPTIONS . . .					FUMBLES . . .			SpT	
Date	Opp	GP	/	GS	Tot	Solo	Asst	Sk	Yds	QBP	TFL	No	Yds	Lg	TD	PD	FF	FR	Yds		
Sept 8	@ Cle			p	1	1	0	0.0	0.0	0	0	0	0	0	0	0	0	0	0	0	0
Sept 15	Ind			p	0	0	0	0.0	0.0	0	0	0	0	0	0	0	0	0	0	0	1
Sept 19	@ Jax			p	0	0	0	0.0	0.0	0	0	0	0	0	0	0	0	0	0	0	1
Sept 29	@ Atl			p	0	0	0	0.0	0.0	0	0	0	0	0	0	0	0	0	0	0	0
Oct 6	Buf			p	0	0	0	0.0	0.0	0	0	0	0	0	0	0	0	0	0	0	0
Oct 13	@ Den			p	0	0	0	0.0	0.0	0	0	0	0	0	0	0	0	0	0	0	0
Oct 20	LAC			p	0	0	0	0.0	0.0	0	0	0	0	0	0	0	0	0	0	0	0
Oct 27	TB			p	0	0	0	0.0	0.0	0	0	0	0	0	0	0	0	0	0	0	1
Nov 3	@ Car			p	0	0	0	0.0	0.0	0	0	0	0	0	0	0	0	0	0	0	2
Nov 10	KC			p	0	0	0	0.0	0.0	0	0	0	0	0	0	0	0	0	0	0	1
Nov 24	Jax			p	0	0	0	0.0	0.0	0	0	0	0	0	0	0	0	0	0	0	3
Dec 1	@ Ind			p	0	0	0	0.0	0.0	0	0	0	0	0	0	0	0	0	0	0	1
Dec 8	@ Oak			IA	0	0	0	0.0	0.0	0	0	0	0	0	0	0	0	0	0	0	0
Dec 15	Hou			IA	0	0	0	0.0	0.0	0	0	0	0	0	0	0	0	0	0	0	0
Dec 22	NO			IA	0	0	0	0.0	0.0	0	0	0	0	0	0	0	0	0	0	0	0
Dec 29	@ Hou			p	0	0	0	0.0	0.0	0	0	0	0	0	0	0	0	0	0	0	1
<b>Totals:</b>		<b>13</b>	<b>/</b>	<b>0</b>	<b>1</b>	<b>1</b>	<b>0</b>	<b>0.0</b>	<b>0.0</b>	<b>0</b>	<b>0</b>	<b>0</b>	<b>0</b>	<b>0</b>	<b>0</b>	<b>0</b>	<b>0</b>	<b>0</b>	<b>0</b>	<b>0</b>	<b>11</b>
Jan 4	@ NE			p	0	0	0	0.0	0	0	0	0	0	0	0	0	0	0	0	0	0
Jan 11	@ Bal			p	0	0	0	0.0	0	0	0	0	0	0	0	0	0	0	0	0	1
Jan 19	@ KC			p	0	0	0	0.0	0	0	0	0	0	0	0	0	0	0	0	0	1
<b>Playoff Totals:</b>		<b>3</b>	<b>/</b>	<b>0</b>	<b>0</b>	<b>0</b>	<b>0</b>	<b>0.0</b>	<b>0</b>	<b>0</b>	<b>0</b>	<b>0</b>	<b>0</b>	<b>0</b>	<b>0</b>	<b>0</b>	<b>0</b>	<b>0</b>	<b>0</b>	<b>0</b>	<b>2</b>

TRAMAIN BROCK Sr. (CB)					TACKLES . . .							INTERCEPTIONS . . .					FUMBLES . . .			SpT	
Date	Opp	GP	/	GS	Tot	Solo	Asst	Sk	Yds	QBP	TFL	No	Yds	Lg	TD	PD	FF	FR	Yds		
Sept 8	@ Cle																				
Sept 15	Ind																				
Sept 19	@ Jax																				
Sept 29	@ Atl																				
Oct 6	Buf																				
Oct 13	@ Den																				
Oct 20	LAC																				
Oct 27	TB																				
Nov 3	@ Car																				
Nov 10	KC																				
Nov 24	Jax																				
Dec 1	@ Ind																				
Dec 8	@ Oak			S	2	1	1	0.0	0.0	0	0	0	0	0	0	0	0	0	0	0	0
Dec 15	Hou			S	1	0	1	0.0	0.0	0	0	0	0	0	0	0	0	0	0	0	0
Dec 22	NO			S	4	4	0	0.0	0.0	0	1	0	0	0	0	2	0	0	0	0	0
Dec 29	@ Hou			S	6	5	1	0.0	0.0	0	0	0	0	0	0	0	0	0	0	0	0
<b>Totals:</b>		<b>4</b>	<b>/</b>	<b>4</b>	<b>13</b>	<b>10</b>	<b>3</b>	<b>0.0</b>	<b>0.0</b>	<b>0</b>	<b>1</b>	<b>0</b>	<b>0</b>	<b>0</b>	<b>0</b>	<b>2</b>	<b>0</b>	<b>0</b>	<b>0</b>	<b>0</b>	<b>0</b>
Jan 4	@ NE			S	4	4	0	0.0	0	0	0	0	0	0	0	2	0	0	0	0	0
Jan 11	@ Bal			S	4	4	0	0.0	0	0	0	0	0	0	0	1	0	0	0	0	0
Jan 19	@ KC			S	2	2	0	0.0	0	0	0	0	0	0	0	0	0	0	0	0	0
<b>Playoff Totals:</b>		<b>3</b>	<b>/</b>	<b>3</b>	<b>10</b>	<b>10</b>	<b>0</b>	<b>0.0</b>	<b>0</b>	<b>0</b>	<b>0</b>	<b>0</b>	<b>0</b>	<b>0</b>	<b>0</b>	<b>3</b>	<b>0</b>	<b>0</b>	<b>0</b>	<b>0</b>	<b>0</b>

JAYON BROWN (LB)					TACKLES . . .							INTERCEPTIONS . . .					FUMBLES . . .			SpT	
Date	Opp	GP	/	GS	Tot	Solo	Asst	Sk	Yds	QBP	TFL	No	Yds	Lg	TD	PD	FF	FR	Yds		
Sept 8	@ Cle			S	3	2	1	0.0	0.0	1	0	0	0	0	0	2	0	0	0	0	0
Sept 15	Ind			S	10	8	2	0.0	0.0	0	0	0	0	0	0	1	0	0	0	0	0
Sept 19	@ Jax			S	11	9	2	0.0	0.0	1	1	0	0	0	0	0	0	0	0	0	0
Sept 29	@ Atl			S	9	6	3	1.0	1.0	3	1	0	0	0	0	1	0	0	0	0	0
Oct 6	Buf			S	8	7	1	0.0	0.0	0	0	0	0	0	0	0	0	0	0	0	0
Oct 13	@ Den			S	1	1	0	0.0	0.0	0	0	0	0	0	0	0	0	0	0	0	0
Oct 20	LAC			IA	0	0	0	0.0	0.0	0	0	0	0	0	0	0	0	0	0	0	0
Oct 27	TB			S	7	7	0	0.0	0.0	0	0	0	0	0	0	3	0	0	0	0	0
Nov 3	@ Car			S	9	7	2	0.0	0.0	0	0	0	0	0	0	0	0	0	0	0	0
Nov 10	KC			IA	0	0	0	0.0	0.0	0	0	0	0	0	0	0	0	0	0	0	0
Nov 24	Jax			S	16	11	5	0.0	0.0	1	0	0	0	0	0	0	0	0	0	0	0
Dec 1	@ Ind			S	10	7	3	0.0	0.0	0	0	0	0	0	0	1	0	0	0	0	0
Dec 8	@ Oak			S	7	3	4	0.0	0.0	0	1	0	0	0	0	0	0	1	47t	0	0
Dec 15	Hou			S	11	8	3	0.0	0.0	0	0	1	0	0	0	1	0	0	0	0	0
Dec 22	NO			S	11	10	1	0.0	0.0	1	1	0	0	0	0	0	0	0	0	0	0
Dec 29	@ Hou			S	4	3	1	0.0	0.0	0	0	0	0	0	0	0	0	0	0	0	0
<b>Totals:</b>		<b>14</b>	<b>/</b>	<b>14</b>	<b>117</b>	<b>89</b>	<b>28</b>	<b>1.0</b>	<b>1.0</b>	<b>7</b>	<b>4</b>	<b>1</b>	<b>0</b>	<b>0</b>	<b>0</b>	<b>9</b>	<b>0</b>	<b>1</b>	<b>47t</b>	<b>0</b>	<b>0</b>
Jan 4	@ NE			S	3	3	0	0.0	0	0	0	0	0	0	0	0	0	0	0	0	0
Jan 11	@ Bal			IA	0	0	0	0.0	0	0	0	0	0	0	0	0	0	0	0	0	0
Jan 19	@ KC			S	5	5	0	0.0	0	0	0	0	0	0	0	1	0	0	0	0	0
<b>Playoff Totals:</b>		<b>2</b>	<b>/</b>	<b>2</b>	<b>8</b>	<b>8</b>	<b>0</b>	<b>0.0</b>	<b>0</b>	<b>0</b>	<b>0</b>	<b>0</b>	<b>0</b>	<b>0</b>	<b>0</b>	<b>1</b>	<b>0</b>	<b>0</b>	<b>0</b>	<b>0</b>	<b>0</b>



## 2019 TITANS GAME-BY-GAME INDIVIDUAL DEFENSIVE STATISTICS

MALCOLM BUTLER (CB)					TACKLES . . .							INTERCEPTIONS . . .					FUMBLES . . .			SpT
Date	Opp	GP	/	GS	Tot	Solo	Asst	Sk	Yds	QBP	TFL	No	Yds	Lg	TD	PD	FF	FR	Yds	SpT
Sept 8	@ Cle			S	5	3	2	0.0	0.0	0	0	1	38	38t	1	1	0	0	0	0
Sept 15	Ind			S	7	5	2	0.0	0.0	0	0	0	0	0	0	1	0	0	0	0
Sept 19	@ Jax			S	0	0	0	0.0	0.0	0	0	0	0	0	0	1	0	0	0	0
Sept 29	@ Atl			S	6	6	0	0.0	0.0	0	0	0	0	0	0	1	0	0	0	0
Oct 6	Buf			S	4	3	1	0.0	0.0	0	0	0	0	0	0	0	0	0	0	0
Oct 13	@ Den			S	2	1	1	0.0	0.0	0	0	0	0	0	0	2	0	0	0	0
Oct 20	LAC			S	5	4	1	0.0	0.0	0	0	0	0	0	0	1	0	0	0	0
Oct 27	TB			S	1	1	0	0.0	0.0	0	0	1	23	23	0	1	0	0	0	0
Nov 3	@ Car			S	0	0	0	0.0	0.0	0	0	0	0	0	0	2	0	0	0	0
Nov 10	KC																			
Nov 24	Jax																			
Dec 1	@ Ind																			
Dec 8	@ Oak																			
Dec 15	Hou																			
Dec 22	NO																			
Dec 29	@ Hou																			
<b>Totals:</b>		<b>9</b>	<b>/</b>	<b>9</b>	<b>30</b>	<b>23</b>	<b>7</b>	<b>0.0</b>	<b>0.0</b>	<b>0</b>	<b>0</b>	<b>2</b>	<b>61</b>	<b>38t</b>	<b>1</b>	<b>10</b>	<b>0</b>	<b>0</b>	<b>0</b>	<b>0</b>
Jan 4	@ NE																			
Jan 11	@ Bal																			
Jan 19	@ KC																			
<b>Playoff Totals:</b>		<b>0</b>	<b>/</b>	<b>0</b>	<b>0</b>	<b>0</b>	<b>0</b>	<b>0.0</b>	<b>0</b>	<b>0</b>	<b>0</b>	<b>0</b>	<b>0</b>	<b>0</b>	<b>0</b>	<b>0</b>	<b>0</b>	<b>0</b>	<b>0</b>	<b>0</b>

KEVIN BYARD (S)					TACKLES . . .							INTERCEPTIONS . . .					FUMBLES . . .			SpT
Date	Opp	GP	/	GS	Tot	Solo	Asst	Sk	Yds	QBP	TFL	No	Yds	Lg	TD	PD	FF	FR	Yds	SpT
Sept 8	@ Cle			S	7	3	4	0.0	0.0	0	0	1	28	28	0	1	0	0	0	0
Sept 15	Ind			S	4	4	0	0.0	0.0	0	0	0	0	0	0	0	0	0	0	1
Sept 19	@ Jax			S	5	4	1	0.0	0.0	0	1	0	0	0	0	0	0	0	0	0
Sept 29	@ Atl			S	8	5	3	0.0	0.0	0	0	0	0	0	0	2	0	0	0	0
Oct 6	Buf			S	7	5	2	0.0	0.0	0	0	1	5	5	0	2	0	0	0	0
Oct 13	@ Den			S	3	3	0	0.0	0.0	0	0	1	25	25	0	1	0	0	0	1
Oct 20	LAC			S	8	4	4	0.0	0.0	0	0	0	0	0	0	1	0	0	0	0
Oct 27	TB			S	3	3	0	0.0	0.0	0	1	0	0	0	0	0	0	0	0	0
Nov 3	@ Car			S	6	3	3	0.0	0.0	0	0	0	0	0	0	1	0	0	0	1
Nov 10	KC			S	6	5	1	0.0	0.0	0	0	0	0	0	0	0	0	0	0	0
Nov 24	Jax			S	11	4	7	0.0	0.0	0	0	0	0	0	0	0	0	0	0	1
Dec 1	@ Ind			S	4	1	3	0.0	0.0	1	0	1	21	21	0	1	0	0	0	0
Dec 8	@ Oak			S	8	5	3	0.0	0.0	0	0	0	0	0	0	0	0	0	0	0
Dec 15	Hou			S	2	1	1	0.0	0.0	0	0	0	0	0	0	0	0	0	0	0
Dec 22	NO			S	3	3	0	0.0	0.0	0	0	0	0	0	0	0	0	0	0	1
Dec 29	@ Hou			S	6	4	2	0.0	0.0	0	0	1	0	0	0	1	0	0	0	0
<b>Totals:</b>		<b>16</b>	<b>/</b>	<b>16</b>	<b>91</b>	<b>57</b>	<b>34</b>	<b>0.0</b>	<b>0.0</b>	<b>1</b>	<b>2</b>	<b>5</b>	<b>79</b>	<b>28</b>	<b>0</b>	<b>10</b>	<b>0</b>	<b>0</b>	<b>0</b>	<b>5</b>
Jan 4	@ NE			S	5	4	1	0.0	0	0	0	0	0	0	0	0	0	0	0	1
Jan 11	@ Bal			S	11	8	3	0.0	0	0	0	1	31	31	0	1	0	0	0	0
Jan 19	@ KC			S	4	3	1	0.0	0	0	0	0	0	0	0	0	0	0	0	0
<b>Playoff Totals:</b>		<b>3</b>	<b>/</b>	<b>3</b>	<b>20</b>	<b>15</b>	<b>5</b>	<b>0.0</b>	<b>0</b>	<b>0</b>	<b>0</b>	<b>1</b>	<b>31</b>	<b>31</b>	<b>0</b>	<b>1</b>	<b>0</b>	<b>0</b>	<b>0</b>	<b>1</b>

JURRELL CASEY (DT)					TACKLES . . .							INTERCEPTIONS . . .					FUMBLES . . .			SpT
Date	Opp	GP	/	GS	Tot	Solo	Asst	Sk	Yds	QBP	TFL	No	Yds	Lg	TD	PD	FF	FR	Yds	SpT
Sept 8	@ Cle			S	2	1	1	0.0	0.0	4	0	0	0	0	0	0	0	0	0	0
Sept 15	Ind			S	5	3	2	0.0	0.0	0	0	0	0	0	0	0	0	0	0	0
Sept 19	@ Jax			S	6	4	2	0.0	0.0	3	0	0	0	0	0	0	0	0	0	0
Sept 29	@ Atl			S	6	4	2	1.0	12.0	4	0	0	0	0	0	0	1	1	0	0
Oct 6	Buf			S	2	1	1	0.0	0.0	4	0	0	0	0	0	0	0	0	0	0
Oct 13	@ Den			S	6	5	1	0.0	0.0	1	0	0	0	0	0	0	0	0	0	0
Oct 20	LAC			S	1	0	1	0.0	0.0	2	0	0	0	0	0	0	0	1	0	0
Oct 27	TB			S	7	5	2	1.0	5.0	3	1	0	0	0	0	0	0	0	0	0
Nov 3	@ Car			IA	0	0	0	0.0	0.0	0	0	0	0	0	0	0	0	0	0	0
Nov 10	KC			IA	0	0	0	0.0	0.0	0	0	0	0	0	0	0	0	0	0	0
Nov 24	Jax			S	3	2	1	0.0	0.0	2	0	0	0	0	0	0	0	0	0	0
Dec 1	@ Ind			S	6	4	2	1.0	7.0	1	0	0	0	0	0	0	0	0	0	0
Dec 8	@ Oak			S	5	3	2	0.0	0.0	4	2	0	0	0	0	0	0	0	0	0
Dec 15	Hou			S	3	1	2	0.0	0.0	1	0	0	0	0	0	0	0	0	0	0
Dec 22	NO			S	4	4	0	1.0	9.0	1	0	0	0	0	0	0	0	0	0	0
Dec 29	@ Hou			S	5	4	1	1.0	9.0	0	0	0	0	0	0	0	0	0	0	0
<b>Totals:</b>		<b>14</b>	<b>/</b>	<b>14</b>	<b>61</b>	<b>41</b>	<b>20</b>	<b>5.0</b>	<b>42.0</b>	<b>30</b>	<b>3</b>	<b>0</b>	<b>0</b>	<b>0</b>	<b>0</b>	<b>0</b>	<b>1</b>	<b>2</b>	<b>0</b>	<b>0</b>
Jan 4	@ NE			S	3	2	1	0.0	0	1	0	0	0	0	0	0	0	0	0	0
Jan 11	@ Bal			S	6	4	2	2.0	13	3	0	0	0	0	0	0	1	0	0	0
Jan 19	@ KC			S	2	0	2	0.5	0	1	0	0	0	0	0	0	0	0	0	0
<b>Playoff Totals:</b>		<b>3</b>	<b>/</b>	<b>3</b>	<b>11</b>	<b>6</b>	<b>5</b>	<b>2.5</b>	<b>13</b>	<b>5</b>	<b>0</b>	<b>0</b>	<b>0</b>	<b>0</b>	<b>0</b>	<b>0</b>	<b>1</b>	<b>0</b>	<b>0</b>	<b>0</b>

## 2019 TITANS GAME-BY-GAME INDIVIDUAL DEFENSIVE STATISTICS

KAMALEI CORREA (OLB)					TACKLES . . .							INTERCEPTIONS . . .					FUMBLES . . .			SpT	
Date	Opp	GP	/	GS	Tot	Solo	Asst	Sk	Yds	QBP	TFL	No	Yds	Lg	TD	PD	FF	FR	Yds		
Sept 8	@ Cle			p	4	2	2	0.0	0.0	0	0	0	0	0	0	0	0	0	0	0	1
Sept 15	Ind			p	0	0	0	0.0	0.0	0	0	0	0	0	0	1	0	0	0	0	0
Sept 19	@ Jax			p	1	1	0	0.0	0.0	1	1	0	0	0	0	0	0	0	0	0	0
Sept 29	@ Atl			p	1	1	0	0.0	0.0	0	0	0	0	0	0	0	0	0	0	0	0
Oct 6	Buf			p	2	0	2	0.0	0.0	1	0	0	0	0	0	0	0	0	0	0	0
Oct 13	@ Den			p	2	0	2	0.0	0.0	0	0	0	0	0	0	0	0	0	0	0	0
Oct 20	LAC			p	2	0	2	0.0	0.0	1	0	0	0	0	0	0	0	0	0	0	0
Oct 27	TB			p	3	1	2	0.0	0.0	0	0	0	0	0	0	0	0	0	0	0	1
Nov 3	@ Car			S	3	3	0	1.0	3.0	1	0	0	0	0	0	0	0	0	0	0	0
Nov 10	KC			S	2	1	1	0.0	0.0	0	0	0	0	0	0	0	0	0	0	0	0
Nov 24	Jax			S	5	3	2	0.0	0.0	0	0	0	0	0	0	0	0	0	0	0	0
Dec 1	@ Ind			S	5	4	1	1.0	1.0	0	1	0	0	0	0	0	0	1	0	0	1
Dec 8	@ Oak			p	2	2	0	1.0	0.0	0	0	0	0	0	0	0	0	0	0	0	0
Dec 15	Hou			p	4	4	0	1.0	9.0	0	0	0	0	0	0	0	0	0	0	0	0
Dec 22	NO			p	0	0	0	0.0	0.0	0	0	0	0	0	0	1	0	0	0	0	1
Dec 29	@ Hou			S	1	1	0	1.0	8.0	3	0	0	0	0	0	0	0	0	0	0	1
<b>Totals:</b>		<b>16</b>	<b>/</b>	<b>5</b>	<b>37</b>	<b>23</b>	<b>14</b>	<b>5.0</b>	<b>21.0</b>	<b>7</b>	<b>2</b>	<b>0</b>	<b>0</b>	<b>0</b>	<b>0</b>	<b>2</b>	<b>0</b>	<b>1</b>	<b>0</b>	<b>5</b>	
Jan 4	@ NE			S	2	1	1	0.0	0	0	0	0	0	0	0	0	0	0	0	0	1
Jan 11	@ Bal			S	4	2	2	1.0	6	1	0	0	0	0	0	0	0	0	0	0	0
Jan 19	@ KC			S	10	6	4	1.0	2	1	0	0	0	0	0	0	0	0	0	0	0
<b>Playoff Totals:</b>		<b>3</b>	<b>/</b>	<b>3</b>	<b>16</b>	<b>9</b>	<b>7</b>	<b>2.0</b>	<b>8</b>	<b>2</b>	<b>0</b>	<b>0</b>	<b>0</b>	<b>0</b>	<b>0</b>	<b>0</b>	<b>0</b>	<b>0</b>	<b>0</b>	<b>1</b>	

DANE CRUIKSHANK (DB)					TACKLES . . .							INTERCEPTIONS . . .					FUMBLES . . .			SpT	
Date	Opp	GP	/	GS	Tot	Solo	Asst	Sk	Yds	QBP	TFL	No	Yds	Lg	TD	PD	FF	FR	Yds		
Sept 8	@ Cle			p	0	0	0	0.0	0.0	0	0	0	0	0	0	0	0	0	0	0	0
Sept 15	Ind			p	0	0	0	0.0	0.0	0	0	0	0	0	0	0	0	0	0	0	2
Sept 19	@ Jax			p	0	0	0	0.0	0.0	0	0	0	0	0	0	0	0	0	0	0	0
Sept 29	@ Atl			p	0	0	0	0.0	0.0	0	0	0	0	0	0	0	0	0	0	0	0
Oct 6	Buf			p	0	0	0	0.0	0.0	0	0	0	0	0	0	0	0	0	0	0	1
Oct 13	@ Den			p	0	0	0	0.0	0.0	0	0	0	0	0	0	0	0	0	0	0	1
Oct 20	LAC			p	0	0	0	0.0	0.0	0	0	0	0	0	0	0	0	0	0	0	0
Oct 27	TB			p	0	0	0	0.0	0.0	0	0	0	0	0	0	0	0	0	0	0	0
Nov 3	@ Car			p	0	0	0	0.0	0.0	0	0	0	0	0	0	0	0	0	0	0	2
Nov 10	KC			p	0	0	0	0.0	0.0	0	0	0	0	0	0	0	0	0	0	0	0
Nov 24	Jax			p	0	0	0	0.0	0.0	0	0	0	0	0	0	0	0	0	0	0	2
Dec 1	@ Ind			p	0	0	0	0.0	0.0	0	0	0	0	0	0	0	0	0	0	0	0
Dec 8	@ Oak			p	0	0	0	0.0	0.0	0	0	0	0	0	0	0	0	0	0	0	1
Dec 15	Hou			p	0	0	0	0.0	0.0	0	0	0	0	0	0	0	0	0	0	0	0
Dec 22	NO			p	0	0	0	0.0	0.0	0	0	0	0	0	0	0	0	0	0	0	1
Dec 29	@ Hou			p	0	0	0	0.0	0.0	0	0	0	0	0	0	0	0	0	0	0	0
<b>Totals:</b>		<b>16</b>	<b>/</b>	<b>0</b>	<b>0</b>	<b>0</b>	<b>0</b>	<b>0.0</b>	<b>0.0</b>	<b>0</b>	<b>0</b>	<b>0</b>	<b>0</b>	<b>0</b>	<b>0</b>	<b>0</b>	<b>0</b>	<b>0</b>	<b>0</b>	<b>0</b>	<b>10</b>
Jan 4	@ NE			p	0	0	0	0.0	0	0	0	0	0	0	0	0	0	0	0	0	0
Jan 11	@ Bal			p	0	0	0	0.0	0	0	0	0	0	0	0	1	0	0	0	0	0
Jan 19	@ KC			p	0	0	0	0.0	0	0	0	0	0	0	0	0	0	0	0	0	0
<b>Playoff Totals:</b>		<b>3</b>	<b>/</b>	<b>0</b>	<b>0</b>	<b>0</b>	<b>0</b>	<b>0.0</b>	<b>0</b>	<b>0</b>	<b>0</b>	<b>0</b>	<b>0</b>	<b>0</b>	<b>0</b>	<b>1</b>	<b>0</b>	<b>0</b>	<b>0</b>	<b>0</b>	<b>0</b>

MATT DICKERSON (DE)					TACKLES . . .							INTERCEPTIONS . . .					FUMBLES . . .			SpT				
Date	Opp	GP	/	GS	Tot	Solo	Asst	Sk	Yds	QBP	TFL	No	Yds	Lg	TD	PD	FF	FR	Yds					
Sept 8	@ Cle			IA	0	0	0	0.0	0.0	0	0	0	0	0	0	0	0	0	0	0	0			
Sept 15	Ind			p	0	0	0	0.0	0.0	1	0	0	0	0	0	0	0	0	0	0	0			
Sept 19	@ Jax			IA	0	0	0	0.0	0.0	0	0	0	0	0	0	0	0	0	0	0	0			
Sept 29	@ Atl			IA	0	0	0	0.0	0.0	0	0	0	0	0	0	0	0	0	0	0	0			
Oct 6	Buf			p	1	1	0	0.0	0.0	0	0	0	0	0	0	0	0	0	0	0	0			
Oct 13	@ Den			IA	0	0	0	0.0	0.0	0	0	0	0	0	0	0	0	0	0	0	0			
Oct 20	LAC				Not on Roster																			
Oct 27	TB				Not on Roster																			
Nov 3	@ Car			p	0	0	0	0.0	0.0	0	0	0	0	0	0	0	0	0	0	0	0			
Nov 10	KC			p	0	0	0	0.0	0.0	0	0	0	0	0	0	0	0	0	0	0	0			
Nov 24	Jax			IA	0	0	0	0.0	0.0	0	0	0	0	0	0	0	0	0	0	0	0			
Dec 1	@ Ind			IA	0	0	0	0.0	0.0	0	0	0	0	0	0	0	0	0	0	0	0			
Dec 8	@ Oak			IA	0	0	0	0.0	0.0	0	0	0	0	0	0	0	0	0	0	0	0			
Dec 15	Hou			IA	0	0	0	0.0	0.0	0	0	0	0	0	0	0	0	0	0	0	0			
Dec 22	NO			p	1	1	0	0.0	0.0	0	1	0	0	0	0	0	0	0	0	0	0			
Dec 29	@ Hou			IA	0	0	0	0.0	0.0	0	0	0	0	0	0	0	0	0	0	0	0			
<b>Totals:</b>		<b>5</b>	<b>/</b>	<b>0</b>	<b>2</b>	<b>2</b>	<b>0</b>	<b>0.0</b>	<b>0.0</b>	<b>1</b>	<b>1</b>	<b>0</b>	<b>0</b>	<b>0</b>	<b>0</b>	<b>0</b>	<b>0</b>	<b>0</b>	<b>0</b>	<b>0</b>	<b>0</b>			
Jan 4	@ NE			p	1	0	1	0.0	0	0	0	0	0	0	0	0	0	0	0	0	0			
Jan 11	@ Bal			p	0	0	0	0.0	0	0	0	0	0	0	0	0	0	0	0	0	0			
Jan 19	@ KC			p	0	0	0	0.0	0	0	0	0	0	0	0	0	0	0	0	0	0			
<b>Playoff Totals:</b>		<b>3</b>	<b>/</b>	<b>0</b>	<b>1</b>	<b>0</b>	<b>1</b>	<b>0.0</b>	<b>0</b>	<b>0</b>	<b>0</b>	<b>0</b>	<b>0</b>	<b>0</b>	<b>0</b>	<b>0</b>	<b>0</b>	<b>0</b>	<b>0</b>	<b>0</b>	<b>0</b>			

## 2019 TITANS GAME-BY-GAME INDIVIDUAL DEFENSIVE STATISTICS

RASHAAN EVANS (LB)					TACKLES . . .						INTERCEPTIONS . . .					FUMBLES . . .			SpT	
Date	Opp	GP	/	GS	Tot	Solo	Asst	Sk	Yds	QBP	TFL	No	Yds	Lg	TD	PD	FF	FR		Yds
Sept 8	@ Cle			S	8	6	2	0.0	0.0	0	0	0	0	0	0	1	0	0	0	0
Sept 15	Ind			S	6	4	2	0.0	0.0	0	1	0	0	0	0	0	0	0	0	0
Sept 19	@ Jax			S	7	2	5	0.0	0.0	1	0	0	0	0	0	0	0	0	0	0
Sept 29	@ Atl			S	10	8	2	0.5	2.5	2	1	0	0	0	0	0	0	0	0	0
Oct 6	Buf			S	10	8	2	0.0	0.0	0	1	0	0	0	0	0	0	0	0	0
Oct 13	@ Den			S	11	7	4	0.0	0.0	0	0	0	0	0	0	0	0	0	0	0
Oct 20	LAC			S	11	8	3	0.0	0.0	1	1	0	0	0	0	0	0	0	0	0
Oct 27	TB			S	14	6	8	0.0	0.0	0	1	0	0	0	0	0	0	0	0	0
Nov 3	@ Car			S	12	9	3	0.0	0.0	1	0	0	0	0	0	0	0	0	0	0
Nov 10	KC			S	7	3	4	1.0	5.0	2	2	0	0	0	0	0	0	1	53t	0
Nov 24	Jax			S	3	1	2	1.0	6.0	1	1	0	0	0	0	0	0	0	0	0
Dec 1	@ Ind			S	4	2	2	0.0	0.0	1	0	0	0	0	0	0	0	0	0	0
Dec 8	@ Oak			S	7	5	2	0.0	0.0	0	0	0	0	0	0	0	0	0	0	0
Dec 15	Hou			S	12	5	7	0.0	0.0	2	0	0	0	0	0	0	0	0	0	0
Dec 22	NO			S	10	6	4	0.0	0.0	0	2	0	0	0	0	0	0	0	0	0
Dec 29	@ Hou			S	7	4	3	0.0	0.0	0	1	0	0	0	0	0	0	0	0	0
<b>Totals:</b>		<b>16</b>	<b>/</b>	<b>16</b>	<b>139</b>	<b>84</b>	<b>55</b>	<b>2.5</b>	<b>13.5</b>	<b>11</b>	<b>11</b>	<b>0</b>	<b>0</b>	<b>0</b>	<b>0</b>	<b>1</b>	<b>0</b>	<b>1</b>	<b>53t</b>	<b>0</b>
Jan 4	@ NE			S	12	8	4	0.0	0	0	3	0	0	0	0	0	0	0	0	0
Jan 11	@ Bal			S	9	8	1	0.0	0	2	0	0	0	0	0	0	0	0	0	0
Jan 19	@ KC			S	1	0	1	0.0	0	0	0	0	0	0	0	0	0	0	0	0
<b>Playoff Totals:</b>		<b>3</b>	<b>/</b>	<b>3</b>	<b>22</b>	<b>16</b>	<b>6</b>	<b>0.0</b>	<b>0</b>	<b>2</b>	<b>3</b>	<b>0</b>	<b>0</b>	<b>0</b>	<b>0</b>	<b>0</b>	<b>0</b>	<b>0</b>	<b>0</b>	<b>0</b>

SHARIF FINCH (OLB)					TACKLES . . .						INTERCEPTIONS . . .					FUMBLES . . .			SpT	
Date	Opp	GP	/	GS	Tot	Solo	Asst	Sk	Yds	QBP	TFL	No	Yds	Lg	TD	PD	FF	FR		Yds
Sept 8	@ Cle			S	5	3	2	1.0	9.0	1	1	0	0	0	0	0	0	0	0	0
Sept 15	Ind			S	2	1	1	0.0	0.0	0	0	0	0	0	0	0	0	0	0	0
Sept 19	@ Jax			S	3	3	0	0.0	0.0	0	1	0	0	0	0	0	0	0	0	1
Sept 29	@ Atl			IA	0	0	0	0.0	0.0	0	0	0	0	0	0	0	0	0	0	0
Oct 6	Buf			p	0	0	0	0.0	0.0	0	0	0	0	0	0	0	0	0	0	0
Oct 13	@ Den			IA	0	0	0	0.0	0.0	0	0	0	0	0	0	0	0	0	0	0
Oct 20	LAC			IA	0	0	0	0.0	0.0	0	0	0	0	0	0	0	0	0	0	0
Oct 27	TB			IA	0	0	0	0.0	0.0	0	0	0	0	0	0	0	0	0	0	0
Nov 3	@ Car			p	1	1	0	1.0	7.0	0	0	0	0	0	0	0	0	0	0	1
Nov 10	KC			p	2	2	0	0.0	0.0	0	0	0	0	0	0	0	0	0	0	0
Nov 24	Jax			IA	0	0	0	0.0	0.0	0	0	0	0	0	0	0	0	0	0	0
Dec 1	@ Ind			p	0	0	0	0.0	0.0	0	0	0	0	0	0	0	0	0	0	0
Dec 8	@ Oak			p	0	0	0	0.0	0.0	0	0	0	0	0	0	0	0	0	0	0
Dec 15	Hou			IA	0	0	0	0.0	0.0	0	0	0	0	0	0	0	0	0	0	0
Dec 22	NO				Not on Roster															
Dec 29	@ Hou				Not on Roster															
<b>Totals:</b>		<b>8</b>	<b>/</b>	<b>3</b>	<b>13</b>	<b>10</b>	<b>3</b>	<b>2.0</b>	<b>16.0</b>	<b>1</b>	<b>2</b>	<b>0</b>	<b>0</b>	<b>0</b>	<b>0</b>	<b>0</b>	<b>0</b>	<b>0</b>	<b>0</b>	<b>2</b>
Jan 4	@ NE				Not on Roster															
Jan 11	@ Bal				Not on Roster															
Jan 19	@ KC				Not on Roster															
<b>Playoff Totals:</b>		<b>0</b>	<b>/</b>	<b>0</b>	<b>0</b>	<b>0</b>	<b>0</b>	<b>0.0</b>	<b>0.0</b>	<b>0</b>	<b>0</b>	<b>0</b>	<b>0</b>	<b>0</b>	<b>0</b>	<b>0</b>	<b>0</b>	<b>0</b>	<b>0</b>	<b>0</b>

REGGIE GILBERT (OLB)					TACKLES . . .						INTERCEPTIONS . . .					FUMBLES . . .			SpT	
Date	Opp	GP	/	GS	Tot	Solo	Asst	Sk	Yds	QBP	TFL	No	Yds	Lg	TD	PD	FF	FR		Yds
Sept 8	@ Cle			IA	0	0	0	0.0	0.0	0	0	0	0	0	0	0	0	0	0	0
Sept 15	Ind			IA	0	0	0	0.0	0.0	0	0	0	0	0	0	0	0	0	0	0
Sept 19	@ Jax			p	2	2	0	0.0	0.0	0	0	0	0	0	0	0	0	0	0	0
Sept 29	@ Atl			S	3	2	1	0.0	0.0	1	0	0	0	0	0	0	0	0	0	0
Oct 6	Buf			S	3	3	0	1.0	4.0	1	1	0	0	0	0	0	0	0	0	0
Oct 13	@ Den			S	2	0	2	0.0	0.0	0	0	0	0	0	0	0	0	0	0	0
Oct 20	LAC			S	4	1	3	0.0	0.0	0	0	0	0	0	0	0	0	0	0	0
Oct 27	TB			S	1	1	0	0.0	0.0	1	0	0	0	0	0	0	0	0	0	1
Nov 3	@ Car			IA	0	0	0	0.0	0.0	0	0	0	0	0	0	0	0	0	0	0
Nov 10	KC			p	3	2	1	0.0	0.0	0	0	0	0	0	0	0	0	0	0	0
Nov 24	Jax			p	0	0	0	0.0	0.0	2	0	0	0	0	0	1	0	0	0	1
Dec 1	@ Ind			IA	0	0	0	0.0	0.0	0	0	0	0	0	0	0	0	0	0	0
Dec 8	@ Oak			p	3	2	1	0.0	0.0	1	0	0	0	0	0	0	0	0	0	0
Dec 15	Hou			p	3	2	1	0.0	0.0	0	0	0	0	0	0	0	0	0	0	1
Dec 22	NO			IA	0	0	0	0.0	0.0	0	0	0	0	0	0	0	0	0	0	0
Dec 29	@ Hou			p	0	0	0	0.0	0.0	1	0	0	0	0	0	0	0	0	0	0
<b>Totals:</b>		<b>11</b>	<b>/</b>	<b>5</b>	<b>24</b>	<b>15</b>	<b>9</b>	<b>1.0</b>	<b>4.0</b>	<b>7</b>	<b>1</b>	<b>0</b>	<b>0</b>	<b>0</b>	<b>0</b>	<b>1</b>	<b>0</b>	<b>0</b>	<b>0</b>	<b>3</b>
Jan 4	@ NE			IA	0	0	0	0.0	0	0	0	0	0	0	0	0	0	0	0	0
Jan 11	@ Bal			p	0	0	0	0.0	0	1	0	0	0	0	0	0	0	0	0	0
Jan 19	@ KC			IA	0	0	0	0.0	0	0	0	0	0	0	0	0	0	0	0	0
<b>Playoff Totals:</b>		<b>1</b>	<b>/</b>	<b>0</b>	<b>0</b>	<b>0</b>	<b>0</b>	<b>0.0</b>	<b>0</b>	<b>1</b>	<b>0</b>	<b>0</b>	<b>0</b>	<b>0</b>	<b>0</b>	<b>0</b>	<b>0</b>	<b>0</b>	<b>0</b>	<b>0</b>

## 2019 TITANS GAME-BY-GAME INDIVIDUAL DEFENSIVE STATISTICS

NIGEL HARRIS (LB)					TACKLES . . .						INTERCEPTIONS . . .					FUMBLES . . .			SpT		
Date	Opp	GP	/	GS	Tot	Solo	Asst	Sk	Yds	QBP	TFL	No	Yds	Lg	TD	PD	FF	FR		Yds	
Sept 8	@ Cle								Not on Roster												
Sept 15	Ind								Not on Roster												
Sept 19	@ Jax								Not on Roster												
Sept 29	@ Atl								Not on Roster												
Oct 6	Buf								Not on Roster												
Oct 13	@ Den								Not on Roster												
Oct 20	LAC								Practice Squad												
Oct 27	TB								Practice Squad												
Nov 3	@ Car								Practice Squad												
Nov 10	KC								Practice Squad												
Nov 24	Jax								Practice Squad												
Dec 1	@ Ind								Practice Squad												
Dec 8	@ Oak								Practice Squad												
Dec 15	Hou								Practice Squad												
Dec 22	NO		p		0	0	0	0.0	0.0	0	0	0	0	0	0	0	0	0	0	0	0
Dec 29	@ Hou								Practice Squad												
<b>Totals:</b>		<b>1</b>	<b>/</b>	<b>0</b>	<b>0</b>	<b>0</b>	<b>0</b>	<b>0.0</b>	<b>0.0</b>	<b>0</b>	<b>0</b>	<b>0</b>	<b>0</b>	<b>0</b>	<b>0</b>	<b>0</b>	<b>0</b>	<b>0</b>	<b>0</b>	<b>0</b>	<b>0</b>
Jan 4	@ NE								Practice Squad												
Jan 11	@ Bal								Practice Squad												
Jan 19	@ KC								Practice Squad												
<b>Playoff Totals:</b>		<b>0</b>	<b>/</b>	<b>0</b>	<b>0</b>	<b>0</b>	<b>0</b>	<b>0.0</b>	<b>0.0</b>	<b>0</b>	<b>0</b>	<b>0</b>	<b>0</b>	<b>0</b>	<b>0</b>	<b>0</b>	<b>0</b>	<b>0</b>	<b>0</b>	<b>0</b>	<b>0</b>

AMANI HOOKER (DB)					TACKLES . . .						INTERCEPTIONS . . .					FUMBLES . . .			SpT		
Date	Opp	GP	/	GS	Tot	Solo	Asst	Sk	Yds	QBP	TFL	No	Yds	Lg	TD	PD	FF	FR		Yds	
Sept 8	@ Cle		p		0	0	0	0.0	0.0	0	0	0	0	0	0	0	0	0	0	0	1
Sept 15	Ind		p		0	0	0	0.0	0.0	0	0	0	0	0	0	0	0	0	0	0	0
Sept 19	@ Jax		p		0	0	0	0.0	0.0	0	0	0	0	0	0	0	0	0	0	0	1
Sept 29	@ Atl		p		4	3	1	0.0	0.0	0	0	0	0	0	0	0	0	0	0	0	0
Oct 6	Buf		p		0	0	0	0.0	0.0	0	0	0	0	0	0	0	0	0	0	0	1
Oct 13	@ Den		p		0	0	0	0.0	0.0	0	0	0	0	0	0	0	0	0	0	0	0
Oct 20	LAC		p		1	1	0	0.0	0.0	0	0	0	0	0	0	0	0	0	0	0	0
Oct 27	TB		p		1	0	1	0.0	0.0	0	0	0	0	0	0	0	0	0	0	0	1
Nov 3	@ Car		p		0	0	0	0.0	0.0	0	0	0	0	0	0	0	0	0	0	0	0
Nov 10	KC		p		2	1	1	0.0	0.0	0	0	0	0	0	0	0	0	0	0	0	0
Nov 24	Jax		p		0	0	0	0.0	0.0	0	0	0	0	0	0	0	0	0	0	0	2
Dec 1	@ Ind		p		2	2	0	0.0	0.0	0	0	0	0	0	0	0	0	0	0	0	1
Dec 8	@ Oak		p		3	1	2	0.0	0.0	0	0	0	0	0	0	0	0	0	0	0	0
Dec 15	Hou		p		0	0	0	0.0	0.0	0	0	0	0	0	0	0	0	0	0	0	0
Dec 22	NO		p		0	0	0	0.0	0.0	0	0	0	0	0	0	0	0	0	0	0	0
Dec 29	@ Hou		p		0	0	0	0.0	0.0	0	0	0	0	0	0	0	0	0	0	0	1
<b>Totals:</b>		<b>16</b>	<b>/</b>	<b>0</b>	<b>13</b>	<b>8</b>	<b>5</b>	<b>0.0</b>	<b>0.0</b>	<b>0</b>	<b>0</b>	<b>0</b>	<b>0</b>	<b>0</b>	<b>0</b>	<b>0</b>	<b>0</b>	<b>0</b>	<b>0</b>	<b>8</b>	
Jan 4	@ NE		p		2	0	2	0.0	0	0	0	0	0	0	0	0	0	0	0	0	0
Jan 11	@ Bal		p		1	0	1	0.0	0	0	0	0	0	0	0	0	0	0	0	0	0
Jan 19	@ KC		p		0	0	0	0.0	0	0	0	0	0	0	0	0	0	0	0	0	1
<b>Playoff Totals:</b>		<b>3</b>	<b>/</b>	<b>0</b>	<b>3</b>	<b>0</b>	<b>3</b>	<b>0.0</b>	<b>0</b>	<b>0</b>	<b>0</b>	<b>0</b>	<b>0</b>	<b>0</b>	<b>0</b>	<b>0</b>	<b>0</b>	<b>0</b>	<b>0</b>	<b>1</b>	

JOEY IVIE (DT)					TACKLES . . .						INTERCEPTIONS . . .					FUMBLES . . .			SpT		
Date	Opp	GP	/	GS	Tot	Solo	Asst	Sk	Yds	QBP	TFL	No	Yds	Lg	TD	PD	FF	FR		Yds	
Sept 8	@ Cle								Not on Roster												
Sept 15	Ind								Not on Roster												
Sept 19	@ Jax								Not on Roster												
Sept 29	@ Atl								Not on Roster												
Oct 6	Buf								Not on Roster												
Oct 13	@ Den								Not on Roster												
Oct 20	LAC								Not on Roster												
Oct 27	TB								Not on Roster												
Nov 3	@ Car								Not on Roster												
Nov 10	KC								Not on Roster												
Nov 24	Jax								Not on Roster												
Dec 1	@ Ind								Practice Squad												
Dec 8	@ Oak								Practice Squad												
Dec 15	Hou		p		0	0	0	0.0	0.0	0	0	0	0	0	0	0	0	0	0	0	0
Dec 22	NO		p		0	0	0	0.0	0.0	2	0	0	0	0	0	0	0	0	0	0	0
Dec 29	@ Hou		p		1	0	1	0.0	0.0	0	0	0	0	0	0	0	0	0	0	0	0
<b>Totals:</b>		<b>3</b>	<b>/</b>	<b>0</b>	<b>1</b>	<b>0</b>	<b>1</b>	<b>0.0</b>	<b>0.0</b>	<b>2</b>	<b>0</b>	<b>0</b>	<b>0</b>	<b>0</b>	<b>0</b>	<b>0</b>	<b>0</b>	<b>0</b>	<b>0</b>	<b>0</b>	<b>0</b>
Jan 4	@ NE		IA		0	0	0	0.0	0	0	0	0	0	0	0	0	0	0	0	0	0
Jan 11	@ Bal		IA		0	0	0	0.0	0	0	0	0	0	0	0	0	0	0	0	0	0
Jan 19	@ KC		IA		0	0	0	0.0	0	0	0	0	0	0	0	0	0	0	0	0	0
<b>Playoff Totals:</b>		<b>0</b>	<b>/</b>	<b>0</b>	<b>0</b>	<b>0</b>	<b>0</b>	<b>0.0</b>	<b>0</b>	<b>0</b>	<b>0</b>	<b>0</b>	<b>0</b>	<b>0</b>	<b>0</b>	<b>0</b>	<b>0</b>	<b>0</b>	<b>0</b>	<b>0</b>	<b>0</b>

## 2019 TITANS GAME-BY-GAME INDIVIDUAL DEFENSIVE STATISTICS

ADOREE' JACKSON (CB)					TACKLES . . .							INTERCEPTIONS . . .					FUMBLES . . .			SpT
Date	Opp	GP	/	GS	Tot	Solo	Asst	Sk	Yds	QBP	TFL	No	Yds	Lg	TD	PD	FF	FR	Yds	
Sept 8	@ Cle			S	5	4	1	0.0	0.0	0	0	0	0	0	0	0	0	0	0	0
Sept 15	Ind			S	1	1	0	0.0	0.0	0	0	0	0	0	0	0	0	0	0	0
Sept 19	@ Jax			p	2	2	0	0.0	0.0	0	0	0	0	0	0	0	0	0	0	0
Sept 29	@ Atl			S	4	4	0	0.0	0.0	0	0	0	0	0	0	1	0	0	0	0
Oct 6	Buf			S	2	2	0	0.0	0.0	0	0	0	0	0	0	1	0	0	0	0
Oct 13	@ Den			S	3	3	0	0.0	0.0	0	0	0	0	0	0	0	0	0	0	0
Oct 20	LAC			S	2	1	1	0.0	0.0	0	0	0	0	0	0	0	0	0	0	0
Oct 27	TB			IA	0	0	0	0.0	0.0	0	0	0	0	0	0	0	0	0	0	0
Nov 3	@ Car			S	3	3	0	0.0	0.0	0	1	0	0	0	0	2	0	0	0	0
Nov 10	KC			S	7	7	0	0.0	0.0	0	0	0	0	0	0	2	0	0	0	0
Nov 24	Jax			S	10	8	2	0.0	0.0	0	1	0	0	0	0	1	0	0	0	0
Dec 1	@ Ind			S	1	1	0	0.0	0.0	0	0	0	0	0	0	0	0	0	0	0
Dec 8	@ Oak			IA	0	0	0	0.0	0.0	0	0	0	0	0	0	0	0	0	0	0
Dec 15	Hou			IA	0	0	0	0.0	0.0	0	0	0	0	0	0	0	0	0	0	0
Dec 22	NO			IA	0	0	0	0.0	0.0	0	0	0	0	0	0	0	0	0	0	0
Dec 29	@ Hou			IA	0	0	0	0.0	0.0	0	0	0	0	0	0	0	0	0	0	0
<b>Totals:</b>		<b>11</b>	<b>/</b>	<b>10</b>	<b>40</b>	<b>36</b>	<b>4</b>	<b>0.0</b>	<b>0.0</b>	<b>0</b>	<b>2</b>	<b>0</b>	<b>0</b>	<b>0</b>	<b>0</b>	<b>7</b>	<b>0</b>	<b>0</b>	<b>0</b>	<b>0</b>
Jan 4	@ NE			S	2	2	0	0.0	0	0	0	0	0	0	0	2	0	0	0	0
Jan 11	@ Bal			S	3	3	0	0.0	0	0	0	0	0	0	0	4	0	0	0	0
Jan 19	@ KC			S	4	4	0	0.0	0	0	0	0	0	0	0	0	0	0	0	0
<b>Playoff Totals:</b>		<b>3</b>	<b>/</b>	<b>3</b>	<b>9</b>	<b>9</b>	<b>0</b>	<b>0.0</b>	<b>0</b>	<b>0</b>	<b>0</b>	<b>0</b>	<b>0</b>	<b>0</b>	<b>0</b>	<b>6</b>	<b>0</b>	<b>0</b>	<b>0</b>	<b>0</b>

AUSTIN JOHNSON (DL)					TACKLES . . .							INTERCEPTIONS . . .					FUMBLES . . .			SpT
Date	Opp	GP	/	GS	Tot	Solo	Asst	Sk	Yds	QBP	TFL	No	Yds	Lg	TD	PD	FF	FR	Yds	
Sept 8	@ Cle			p	3	2	1	0.0	0.0	0	0	0	0	0	0	0	0	0	0	0
Sept 15	Ind			p	0	0	0	0.0	0.0	0	0	0	0	0	0	0	0	0	0	0
Sept 19	@ Jax			p	0	0	0	0.0	0.0	1	0	0	0	0	0	0	0	0	0	0
Sept 29	@ Atl			p	0	0	0	0.0	0.0	0	0	0	0	0	0	0	0	0	0	0
Oct 6	Buf			p	1	1	0	0.0	0.0	0	0	0	0	0	0	0	0	0	0	0
Oct 13	@ Den			p	2	0	2	0.0	0.0	0	0	0	0	0	0	0	0	0	0	0
Oct 20	LAC			p	2	0	2	0.0	0.0	0	0	0	0	0	0	0	0	0	0	0
Oct 27	TB			p	1	1	0	0.0	0.0	0	0	0	0	0	0	0	0	0	0	0
Nov 3	@ Car			p	4	1	3	0.0	0.0	0	0	0	0	0	0	1	0	0	0	0
Nov 10	KC			p	3	1	2	0.0	0.0	1	0	0	0	0	0	0	0	0	0	0
Nov 24	Jax			p	2	2	0	0.0	0.0	0	0	0	0	0	0	0	0	0	0	0
Dec 1	@ Ind			p	2	2	0	0.0	0.0	0	1	0	0	0	0	0	0	0	0	0
Dec 8	@ Oak			p	2	1	1	0.0	0.0	1	0	0	0	0	0	0	0	0	0	0
Dec 15	Hou			p	3	2	1	0.0	0.0	0	0	0	0	0	0	0	0	0	0	0
Dec 22	NO			S	3	2	1	0.0	0.0	0	0	0	0	0	0	0	0	0	0	0
Dec 29	@ Hou			p	1	1	0	0.0	0.0	0	0	0	0	0	0	0	0	0	0	0
<b>Totals:</b>		<b>16</b>	<b>/</b>	<b>1</b>	<b>29</b>	<b>16</b>	<b>13</b>	<b>0.0</b>	<b>0.0</b>	<b>3</b>	<b>1</b>	<b>0</b>	<b>0</b>	<b>0</b>	<b>0</b>	<b>1</b>	<b>0</b>	<b>0</b>	<b>0</b>	<b>0</b>
Jan 4	@ NE			p	2	1	1	0.0	0	0	0	0	0	0	0	0	0	0	0	0
Jan 11	@ Bal			p	0	0	0	0.0	0	0	0	0	0	0	0	0	0	0	0	0
Jan 19	@ KC			p	0	0	0	0.0	0	0	0	0	0	0	0	0	0	0	0	0
<b>Playoff Totals:</b>		<b>3</b>	<b>/</b>	<b>0</b>	<b>2</b>	<b>1</b>	<b>1</b>	<b>0.0</b>	<b>0</b>	<b>0</b>	<b>0</b>	<b>0</b>	<b>0</b>	<b>0</b>	<b>0</b>	<b>0</b>	<b>0</b>	<b>0</b>	<b>0</b>	<b>0</b>

DAQUAN JONES (DL)					TACKLES . . .							INTERCEPTIONS . . .					FUMBLES . . .			SpT
Date	Opp	GP	/	GS	Tot	Solo	Asst	Sk	Yds	QBP	TFL	No	Yds	Lg	TD	PD	FF	FR	Yds	
Sept 8	@ Cle			S	3	2	1	0.0	0.0	1	1	0	0	0	0	0	0	0	0	0
Sept 15	Ind			S	6	5	1	0.0	0.0	0	0	0	0	0	0	0	0	0	0	0
Sept 19	@ Jax			S	2	1	1	0.0	0.0	1	0	0	0	0	0	0	0	0	0	0
Sept 29	@ Atl			S	1	0	1	0.0	0.0	4	0	0	0	0	0	0	0	0	0	0
Oct 6	Buf			S	3	3	0	1.0	0.0	2	0	0	0	0	0	0	0	0	0	0
Oct 13	@ Den			S	2	2	0	0.0	0.0	0	0	0	0	0	0	0	0	0	0	0
Oct 20	LAC			S	3	2	1	0.0	0.0	4	0	0	0	0	0	0	0	0	0	0
Oct 27	TB			S	4	3	1	0.0	0.0	0	0	0	0	0	0	1	0	0	0	0
Nov 3	@ Car			S	6	3	3	0.0	0.0	1	0	0	0	0	0	1	0	0	0	0
Nov 10	KC			S	3	2	1	0.0	0.0	1	0	0	0	0	0	0	0	0	0	0
Nov 24	Jax			S	2	2	0	0.0	0.0	1	0	0	0	0	0	1	0	0	0	0
Dec 1	@ Ind			S	3	2	1	0.0	0.0	2	0	0	0	0	0	0	0	0	0	0
Dec 8	@ Oak			S	2	1	1	0.0	0.0	1	0	0	0	0	0	0	0	0	0	0
Dec 15	Hou			S	5	4	1	0.0	0.0	1	0	0	0	0	0	0	0	0	0	0
Dec 22	NO			S	3	1	2	0.0	0.0	1	0	0	0	0	0	0	0	0	0	0
Dec 29	@ Hou			S	2	1	1	0.0	0.0	1	0	0	0	0	0	0	0	0	0	0
<b>Totals:</b>		<b>16</b>	<b>/</b>	<b>16</b>	<b>50</b>	<b>34</b>	<b>16</b>	<b>1.0</b>	<b>0.0</b>	<b>21</b>	<b>1</b>	<b>0</b>	<b>0</b>	<b>0</b>	<b>0</b>	<b>3</b>	<b>0</b>	<b>0</b>	<b>0</b>	<b>0</b>
Jan 4	@ NE			S	3	1	2	0.0	0	0	0	0	0	0	0	0	0	0	0	0
Jan 11	@ Bal			S	2	1	1	0.0	0	2	0	0	0	0	0	0	0	0	0	0
Jan 19	@ KC			S	4	1	3	0.5	0	1	0	0	0	0	0	0	0	0	0	0
<b>Playoff Totals:</b>		<b>3</b>	<b>/</b>	<b>3</b>	<b>9</b>	<b>3</b>	<b>6</b>	<b>0.5</b>	<b>0</b>	<b>3</b>	<b>0</b>	<b>0</b>	<b>0</b>	<b>0</b>	<b>0</b>	<b>0</b>	<b>0</b>	<b>0</b>	<b>0</b>	<b>0</b>

## 2019 TITANS GAME-BY-GAME INDIVIDUAL DEFENSIVE STATISTICS

JOSHUA KALU (DB)					TACKLES . . .						INTERCEPTIONS . . .					FUMBLES . . .			SpT		
Date	Opp	GP	/	GS	Tot	Solo	Asst	Sk	Yds	QBP	TFL	No	Yds	Lg	TD	PD	FF	FR		Yds	
Sept 8	@ Cle								Injured Reserve												
Sept 15	Ind								Injured Reserve												
Sept 19	@ Jax								Injured Reserve												
Sept 29	@ Atl								Injured Reserve												
Oct 6	Buf								Injured Reserve												
Oct 13	@ Den								Injured Reserve												
Oct 20	LAC								Injured Reserve												
Oct 27	TB								Injured Reserve												
Nov 3	@ Car	p			0	0	0	0.0	0.0	0	0	0	0	0	0	0	0	0	0	0	1
Nov 10	KC	p			0	0	0	0.0	0.0	0	0	0	0	0	0	0	0	0	0	0	0
Nov 24	Jax	p			2	2	0	0.0	0.0	0	0	0	0	0	0	0	0	0	0	0	0
Dec 1	@ Ind	p			0	0	0	0.0	0.0	0	0	0	0	0	0	0	0	0	0	0	0
Dec 8	@ Oak	p			0	0	0	0.0	0.0	0	0	0	0	0	0	0	0	0	0	0	1
Dec 15	Hou	p			0	0	0	0.0	0.0	0	0	0	0	0	0	0	0	0	0	0	0
Dec 22	NO	p			0	0	0	0.0	0.0	0	0	0	0	0	0	0	0	0	0	0	1
Dec 29	@ Hou	p			0	0	0	0.0	0.0	0	0	0	0	0	0	1	0	0	0	0	0
<b>Totals:</b>		<b>8</b>	<b>/</b>	<b>0</b>	<b>2</b>	<b>2</b>	<b>0</b>	<b>0.0</b>	<b>0.0</b>	<b>0</b>	<b>0</b>	<b>0</b>	<b>0</b>	<b>0</b>	<b>0</b>	<b>1</b>	<b>0</b>	<b>0</b>	<b>0</b>	<b>0</b>	<b>3</b>
Jan 4	@ NE	p			0	0	0	0.0	0	0	0	0	0	0	0	0	0	0	0	0	0
Jan 11	@ Bal	p			0	0	0	0.0	0	0	0	0	0	0	0	0	0	0	0	0	0
Jan 19	@ KC	p			0	0	0	0.0	0	0	0	0	0	0	0	0	0	0	0	0	0
<b>Playoff Totals:</b>		<b>3</b>	<b>/</b>	<b>0</b>	<b>0</b>	<b>0</b>	<b>0</b>	<b>0.0</b>	<b>0</b>	<b>0</b>	<b>0</b>	<b>0</b>	<b>0</b>	<b>0</b>	<b>0</b>	<b>0</b>	<b>0</b>	<b>0</b>	<b>0</b>	<b>0</b>	<b>0</b>

HAROLD LANDRY III					TACKLES . . .						INTERCEPTIONS . . .					FUMBLES . . .			SpT		
Date	Opp	GP	/	GS	Tot	Solo	Asst	Sk	Yds	QBP	TFL	No	Yds	Lg	TD	PD	FF	FR		Yds	
Sept 8	@ Cle	S			5	3	2	0.0	0.0	1	0	0	0	0	0	0	0	0	0	0	0
Sept 15	Ind	S			6	4	2	1.0	0.0	1	1	0	0	0	0	0	0	1	0	0	0
Sept 19	@ Jax	S			4	2	2	0.0	0.0	0	1	0	0	0	0	0	0	0	0	0	0
Sept 29	@ Atl	S			5	3	2	2.0	15.0	0	0	0	0	0	0	0	0	0	0	0	0
Oct 6	Buf	S			7	6	1	1.0	6.0	1	1	0	0	0	0	0	0	0	0	0	0
Oct 13	@ Den	S			7	6	1	0.0	0.0	1	0	0	0	0	0	0	0	0	0	0	0
Oct 20	LAC	S			3	2	1	0.0	0.0	4	0	0	0	0	0	0	0	0	0	0	0
Oct 27	TB	S			5	4	1	1.0	6.0	0	0	0	0	0	0	0	1	1	0	0	0
Nov 3	@ Car	S			7	6	1	1.0	8.0	2	1	1	0	0	0	1	0	0	0	0	0
Nov 10	KC	S			3	2	1	1.0	8.0	3	0	0	0	0	0	0	0	0	0	0	0
Nov 24	Jax	S			8	6	2	1.0	8.0	3	0	0	0	0	0	0	0	0	0	0	0
Dec 1	@ Ind	S			7	3	4	1.0	2.0	4	0	0	0	0	0	0	0	0	0	0	0
Dec 8	@ Oak	S			5	4	1	0.0	0.0	2	0	0	0	0	0	0	0	0	0	0	0
Dec 15	Hou	S			4	3	1	0.0	0.0	3	0	0	0	0	0	0	0	0	0	0	0
Dec 22	NO	S			2	1	1	0.0	0.0	1	0	0	0	0	0	0	0	0	0	0	0
Dec 29	@ Hou	S			3	1	2	0.0	0.0	2	0	0	0	0	0	0	0	0	0	0	0
<b>Totals:</b>		<b>16</b>	<b>/</b>	<b>16</b>	<b>81</b>	<b>56</b>	<b>25</b>	<b>9.0</b>	<b>53.0</b>	<b>28</b>	<b>4</b>	<b>1</b>	<b>0</b>	<b>0</b>	<b>0</b>	<b>1</b>	<b>1</b>	<b>2</b>	<b>0</b>	<b>0</b>	
Jan 4	@ NE	S			1	1	0	0.0	0	3	0	0	0	0	0	1	0	0	0	0	0
Jan 11	@ Bal	S			5	4	1	1.0	1	3	1	0	0	0	0	0	0	0	0	0	0
Jan 19	@ KC	S			2	1	1	0.0	0	2	0	0	0	0	0	0	0	0	0	0	0
<b>Playoff Totals:</b>		<b>3</b>	<b>/</b>	<b>3</b>	<b>8</b>	<b>6</b>	<b>2</b>	<b>1.0</b>	<b>1</b>	<b>8</b>	<b>1</b>	<b>0</b>	<b>0</b>	<b>0</b>	<b>0</b>	<b>1</b>	<b>0</b>	<b>0</b>	<b>0</b>	<b>0</b>	<b>0</b>

DAVID LONG JR. (LB)					TACKLES . . .						INTERCEPTIONS . . .					FUMBLES . . .			SpT		
Date	Opp	GP	/	GS	Tot	Solo	Asst	Sk	Yds	QBP	TFL	No	Yds	Lg	TD	PD	FF	FR		Yds	
Sept 8	@ Cle	IA			0	0	0	0.0	0.0	0	0	0	0	0	0	0	0	0	0	0	0
Sept 15	Ind	p			0	0	0	0.0	0.0	0	0	0	0	0	0	0	0	0	0	0	0
Sept 19	@ Jax	p			0	0	0	0.0	0.0	0	0	0	0	0	0	0	0	0	0	0	0
Sept 29	@ Atl	IA			0	0	0	0.0	0.0	0	0	0	0	0	0	0	0	0	0	0	0
Oct 6	Buf	p			0	0	0	0.0	0.0	0	0	0	0	0	0	0	0	0	0	0	0
Oct 13	@ Den	p			0	0	0	0.0	0.0	0	0	0	0	0	0	0	0	0	0	0	0
Oct 20	LAC	p			1	1	0	0.0	0.0	0	1	0	0	0	0	0	0	0	0	0	0
Oct 27	TB	p			0	0	0	0.0	0.0	0	0	0	0	0	0	0	0	0	0	0	1
Nov 3	@ Car	p			0	0	0	0.0	0.0	0	0	0	0	0	0	0	0	0	0	0	0
Nov 10	KC	p			11	5	6	0.0	0.0	0	0	0	0	0	0	0	1	0	0	0	0
Nov 24	Jax	p			0	0	0	0.0	0.0	0	0	0	0	0	0	0	0	0	0	0	0
Dec 1	@ Ind	p			0	0	0	0.0	0.0	0	0	0	0	0	0	0	0	0	0	0	0
Dec 8	@ Oak	p			2	1	1	0.0	0.0	0	1	0	0	0	0	0	0	0	0	0	1
Dec 15	Hou	p			0	0	0	0.0	0.0	0	0	0	0	0	0	0	0	0	0	0	0
Dec 22	NO	p			0	0	0	0.0	0.0	0	0	0	0	0	0	0	0	0	0	0	0
Dec 29	@ Hou	p			1	1	0	0.0	0.0	0	0	0	0	0	0	1	0	0	0	0	0
<b>Totals:</b>		<b>14</b>	<b>/</b>	<b>0</b>	<b>15</b>	<b>8</b>	<b>7</b>	<b>0.0</b>	<b>0.0</b>	<b>0</b>	<b>2</b>	<b>0</b>	<b>0</b>	<b>0</b>	<b>0</b>	<b>1</b>	<b>1</b>	<b>0</b>	<b>0</b>	<b>2</b>	
Jan 4	@ NE	p			5	4	1	0.0	0	0	0	0	0	0	0	0	0	0	0	0	0
Jan 11	@ Bal	S			8	5	3	0.0	0	0	0	0	0	0	0	0	0	0	0	0	0
Jan 19	@ KC	p			3	2	1	0.0	0	0	2	0	0	0	0	0	0	0	0	0	1
<b>Playoff Totals:</b>		<b>3</b>	<b>/</b>	<b>1</b>	<b>16</b>	<b>11</b>	<b>5</b>	<b>0.0</b>	<b>0</b>	<b>0</b>	<b>2</b>	<b>0</b>	<b>0</b>	<b>0</b>	<b>0</b>	<b>0</b>	<b>0</b>	<b>0</b>	<b>0</b>	<b>0</b>	<b>1</b>

## 2019 TITANS GAME-BY-GAME INDIVIDUAL DEFENSIVE STATISTICS

ISIAIAH MACK (DT)					TACKLES . . .						INTERCEPTIONS . . .					FUMBLES . . .			SpT	
Date	Opp	GP	/	GS	Tot	Solo	Asst	Sk	Yds	QBP	TFL	No	Yds	Lg	TD	PD	FF	FR		Yds
Sept 8	@ Cle			p	4	3	1	0.0	0.0	1	0	0	0	0	0	0	0	0	0	0
Sept 15	Ind			p	1	1	0	1.0	7.0	1	0	0	0	0	0	0	0	0	0	0
Sept 19	@ Jax			S	0	0	0	0.0	0.0	1	0	0	0	0	0	0	0	0	0	0
Sept 29	@ Atl			p	2	0	2	0.5	2.5	2	0	0	0	0	0	0	0	0	0	0
Oct 6	Buf			p	0	0	0	0.0	0.0	1	0	0	0	0	0	0	0	0	0	0
Oct 13	@ Den			p	0	0	0	0.0	0.0	0	0	0	0	0	0	0	0	0	0	0
Oct 20	LAC			p	1	0	1	0.0	0.0	0	0	0	0	0	0	0	0	0	0	0
Oct 27	TB			p	0	0	0	0.0	0.0	0	0	0	0	0	0	0	0	1	0	0
Nov 3	@ Car			p	0	0	0	0.0	0.0	1	0	0	0	0	0	0	0	0	0	0
Nov 10	KC			p	0	0	0	0.0	0.0	0	0	0	0	0	0	0	0	0	0	0
Nov 24	Jax			p	1	1	0	0.0	0.0	1	0	0	0	0	0	0	0	0	0	0
Dec 1	@ Ind			p	0	0	0	0.0	0.0	0	0	0	0	0	0	0	0	0	0	0
Dec 8	@ Oak			p	2	1	1	0.0	0.0	0	0	0	0	0	0	0	0	0	0	0
Dec 15	Hou			IA	0	0	0	0.0	0.0	0	0	0	0	0	0	0	0	0	0	0
Dec 22	NO			IA	0	0	0	0.0	0.0	0	0	0	0	0	0	0	0	0	0	0
Dec 29	@ Hou			IA	0	0	0	0.0	0.0	0	0	0	0	0	0	0	0	0	0	0
<b>Totals:</b>		<b>13</b>	<b>/</b>	<b>1</b>	<b>11</b>	<b>6</b>	<b>5</b>	<b>1.5</b>	<b>9.5</b>	<b>8</b>	<b>0</b>	<b>0</b>	<b>0</b>	<b>0</b>	<b>0</b>	<b>0</b>	<b>0</b>	<b>1</b>	<b>0</b>	<b>0</b>
Jan 4	@ NE			IA	0	0	0	0.0	0	0	0	0	0	0	0	0	0	0	0	0
Jan 11	@ Bal			IA	0	0	0	0.0	0	0	0	0	0	0	0	0	0	0	0	0
Jan 19	@ KC			IA	0	0	0	0.0	0	0	0	0	0	0	0	0	0	0	0	0
<b>Playoff Totals:</b>		<b>0</b>	<b>/</b>	<b>0</b>	<b>0</b>	<b>0</b>	<b>0</b>	<b>0.0</b>	<b>0</b>	<b>0</b>	<b>0</b>	<b>0</b>	<b>0</b>	<b>0</b>	<b>0</b>	<b>0</b>	<b>0</b>	<b>0</b>	<b>0</b>	<b>0</b>

CHRIS MILTON (CB)					TACKLES . . .						INTERCEPTIONS . . .					FUMBLES . . .			SpT	
Date	Opp	GP	/	GS	Tot	Solo	Asst	Sk	Yds	QBP	TFL	No	Yds	Lg	TD	PD	FF	FR		Yds
Sept 8	@ Cle			p	0	0	0	0.0	0.0	0	0	0	0	0	0	0	0	0	0	0
Sept 15	Ind			p	0	0	0	0.0	0.0	0	0	0	0	0	0	0	0	0	0	2
Sept 19	@ Jax			IA	0	0	0	0.0	0.0	0	0	0	0	0	0	0	0	0	0	0
Sept 29	@ Atl			p	0	0	0	0.0	0.0	0	0	0	0	0	0	0	0	0	0	2
Oct 6	Buf			p	0	0	0	0.0	0.0	0	0	0	0	0	0	0	0	0	0	0
Oct 13	@ Den			IA	0	0	0	0.0	0.0	0	0	0	0	0	0	0	0	0	0	0
Oct 20	LAC			IA	0	0	0	0.0	0.0	0	0	0	0	0	0	0	0	0	0	0
Oct 27	TB			IA	0	0	0	0.0	0.0	0	0	0	0	0	0	0	0	0	0	0
Nov 3	@ Car			IA	0	0	0	0.0	0.0	0	0	0	0	0	0	0	0	0	0	0
Nov 10	KC			p	0	0	0	0.0	0.0	0	0	0	0	0	0	0	0	0	0	1
Nov 24	Jax			p	0	0	0	0.0	0.0	0	0	0	0	0	0	0	0	0	0	0
Dec 1	@ Ind							Injured Reserve												
Dec 8	@ Oak							Injured Reserve												
Dec 15	Hou							Injured Reserve												
Dec 22	NO							Injured Reserve												
Dec 29	@ Hou							Injured Reserve												
<b>Totals:</b>		<b>6</b>	<b>/</b>	<b>0</b>	<b>0</b>	<b>0</b>	<b>0</b>	<b>0.0</b>	<b>0.0</b>	<b>0</b>	<b>0</b>	<b>0</b>	<b>0</b>	<b>0</b>	<b>0</b>	<b>0</b>	<b>0</b>	<b>0</b>	<b>0</b>	<b>5</b>
Jan 4	@ NE							Injured Reserve												
Jan 11	@ Bal							Injured Reserve												
Jan 19	@ KC							Injured Reserve												
<b>Playoff Totals:</b>		<b>0</b>	<b>/</b>	<b>0</b>	<b>0</b>	<b>0</b>	<b>0</b>	<b>0.0</b>	<b>0.0</b>	<b>0</b>	<b>0</b>	<b>0</b>	<b>0</b>	<b>0</b>	<b>0</b>	<b>0</b>	<b>0</b>	<b>0</b>	<b>0</b>	<b>0</b>

KAREEM ORR (CB)					TACKLES . . .						INTERCEPTIONS . . .					FUMBLES . . .			SpT	
Date	Opp	GP	/	GS	Tot	Solo	Asst	Sk	Yds	QBP	TFL	No	Yds	Lg	TD	PD	FF	FR		Yds
Sept 8	@ Cle							Practice Squad												
Sept 15	Ind							Practice Squad												
Sept 19	@ Jax							Practice Squad												
Sept 29	@ Atl							Practice Squad												
Oct 6	Buf							Practice Squad												
Oct 13	@ Den							Practice Squad												
Oct 20	LAC							Practice Squad												
Oct 27	TB			DNP	0	0	0	0.0	0.0	0	0	0	0	0	0	0	0	0	0	0
Nov 3	@ Car							Practice Squad												
Nov 10	KC							Practice Squad												
Nov 24	Jax							Practice Squad												
Dec 1	@ Ind			p	9	7	2	0.0	0.0	0	0	0	0	0	0	0	0	0	0	0
Dec 8	@ Oak			p	0	0	0	0.0	0.0	0	0	0	0	0	0	0	0	0	0	1
Dec 15	Hou							Not on Roster												
Dec 22	NO							Practice Squad												
Dec 29	@ Hou							Practice Squad												
<b>Totals:</b>		<b>2</b>	<b>/</b>	<b>0</b>	<b>9</b>	<b>7</b>	<b>2</b>	<b>0.0</b>	<b>0.0</b>	<b>0</b>	<b>0</b>	<b>0</b>	<b>0</b>	<b>0</b>	<b>0</b>	<b>0</b>	<b>0</b>	<b>0</b>	<b>0</b>	<b>1</b>
Jan 4	@ NE							Practice Squad												
Jan 11	@ Bal							Practice Squad												
Jan 19	@ KC							Practice Squad												
<b>Playoff Totals:</b>		<b>0</b>	<b>/</b>	<b>0</b>	<b>0</b>	<b>0</b>	<b>0</b>	<b>0.0</b>	<b>0.0</b>	<b>0</b>	<b>0</b>	<b>0</b>	<b>0</b>	<b>0</b>	<b>0</b>	<b>0</b>	<b>0</b>	<b>0</b>	<b>0</b>	<b>0</b>

## 2019 TITANS GAME-BY-GAME INDIVIDUAL DEFENSIVE STATISTICS

DERICK ROBERSON (OLB)					TACKLES . . .						INTERCEPTIONS . . .					FUMBLES . . .			SpT		
Date	Opp	GP	/	GS	Tot	Solo	Asst	Sk	Yds	QBP	TFL	No	Yds	Lg	TD	PD	FF	FR		Yds	
Sept 8	@ Cle																				
Sept 15	Ind																				
Sept 19	@ Jax																				
Sept 29	@ Atl																				
Oct 6	Buf																				
Oct 13	@ Den																				
Oct 20	LAC		IA		0	0	0	0.0	0.0	0	0	0	0	0	0	0	0	0	0	0	0
Oct 27	TB																				
Nov 3	@ Car																				
Nov 10	KC																				
Nov 24	Jax																				
Dec 1	@ Ind		IA		0	0	0	0.0	0.0	0	0	0	0	0	0	0	0	0	0	0	0
Dec 8	@ Oak		IA		0	0	0	0.0	0.0	0	0	0	0	0	0	0	0	0	0	0	0
Dec 15	Hou		p		0	0	0	0.0	0.0	0	0	0	0	0	0	0	0	0	0	0	1
Dec 22	NO		p		2	2	0	2.0	15.0	0	0	0	0	0	0	0	0	0	0	0	0
Dec 29	@ Hou		p		2	2	0	1.0	8.0	0	0	0	0	0	0	0	0	0	0	0	0
<b>Totals:</b>		<b>3</b>	<b>/</b>	<b>0</b>	<b>4</b>	<b>4</b>	<b>0</b>	<b>3.0</b>	<b>23.0</b>	<b>0</b>	<b>0</b>	<b>0</b>	<b>0</b>	<b>0</b>	<b>0</b>	<b>0</b>	<b>0</b>	<b>0</b>	<b>0</b>	<b>0</b>	<b>1</b>
Jan 4	@ NE		p		1	1	0	0.0	0	0	1	0	0	0	0	0	0	0	0	0	0
Jan 11	@ Bal		p		1	1	0	0.0	0	1	0	0	0	0	0	0	0	0	0	0	0
Jan 19	@ KC		p		0	0	0	0.0	0	2	0	0	0	0	0	0	0	0	0	0	2
<b>Playoff Totals:</b>		<b>3</b>	<b>/</b>	<b>0</b>	<b>2</b>	<b>2</b>	<b>0</b>	<b>0.0</b>	<b>0</b>	<b>3</b>	<b>1</b>	<b>0</b>	<b>0</b>	<b>0</b>	<b>0</b>	<b>0</b>	<b>0</b>	<b>0</b>	<b>0</b>	<b>0</b>	<b>2</b>

LOGAN RYAN (CB)					TACKLES . . .						INTERCEPTIONS . . .					FUMBLES . . .			SpT	
Date	Opp	GP	/	GS	Tot	Solo	Asst	Sk	Yds	QBP	TFL	No	Yds	Lg	TD	PD	FF	FR		Yds
Sept 8	@ Cle		S		8	6	2	1.5	11.5	1	0	1	0	0	0	1	0	0	0	0
Sept 15	Ind		S		4	1	3	0.0	0.0	0	0	1	0	0	0	2	0	0	0	0
Sept 19	@ Jax		S		0	0	0	0.0	0.0	0	0	0	0	0	0	2	0	0	0	0
Sept 29	@ Atl		S		6	4	2	0.0	0.0	0	0	0	0	0	0	1	0	0	0	0
Oct 6	Buf		S		9	7	2	1.0	5.0	0	0	0	0	0	0	0	0	0	0	0
Oct 13	@ Den		S		6	4	2	0.0	0.0	1	0	0	0	0	0	0	1	0	0	0
Oct 20	LAC		S		9	7	2	0.0	0.0	0	1	0	0	0	0	3	1	0	0	0
Oct 27	TB		S		7	6	1	1.0	7.0	0	0	1	0	0	0	3	1	0	0	0
Nov 3	@ Car		S		11	4	7	0.0	0.0	0	0	0	0	0	0	1	0	0	0	0
Nov 10	KC		S		13	10	3	0.0	0.0	0	1	0	0	0	0	3	0	0	0	0
Nov 24	Jax		S		7	4	3	0.0	0.0	0	0	0	0	0	0	1	0	0	0	0
Dec 1	@ Ind		S		9	6	3	0.0	0.0	0	1	1	16	16	0	1	0	0	0	0
Dec 8	@ Oak		S		13	5	8	0.0	0.0	0	1	0	0	0	0	0	0	0	0	0
Dec 15	Hou		S		8	5	3	0.0	0.0	0	0	0	0	0	0	0	1	0	0	0
Dec 22	NO		S		7	5	2	0.0	0.0	0	0	0	0	0	0	1	0	0	0	0
Dec 29	@ Hou		S		3	2	1	1.0	8.0	0	0	0	0	0	0	0	0	0	0	0
<b>Totals:</b>		<b>16</b>	<b>/</b>	<b>16</b>	<b>120</b>	<b>76</b>	<b>44</b>	<b>4.5</b>	<b>31.5</b>	<b>2</b>	<b>4</b>	<b>4</b>	<b>16</b>	<b>16</b>	<b>0</b>	<b>19</b>	<b>4</b>	<b>0</b>	<b>0</b>	<b>0</b>
Jan 4	@ NE		S		8	4	4	0.0	0	0	0	1	9	9t	1	1	0	0	0	0
Jan 11	@ Bal		S		13	11	2	0.0	0	0	0	0	0	0	0	1	0	0	0	0
Jan 19	@ KC		S		6	6	0	0.0	0	0	1	0	0	0	0	0	0	0	0	0
<b>Playoff Totals:</b>		<b>3</b>	<b>/</b>	<b>3</b>	<b>27</b>	<b>21</b>	<b>6</b>	<b>0.0</b>	<b>0</b>	<b>0</b>	<b>1</b>	<b>1</b>	<b>9</b>	<b>9t</b>	<b>1</b>	<b>2</b>	<b>0</b>	<b>0</b>	<b>0</b>	<b>0</b>

JEFFERY SIMMONS (DL)					TACKLES . . .						INTERCEPTIONS . . .					FUMBLES . . .			SpT		
Date	Opp	GP	/	GS	Tot	Solo	Asst	Sk	Yds	QBP	TFL	No	Yds	Lg	TD	PD	FF	FR		Yds	
Sept 8	@ Cle																				
Sept 15	Ind																				
Sept 19	@ Jax																				
Sept 29	@ Atl																				
Oct 6	Buf																				
Oct 13	@ Den																				
Oct 20	LAC		p		6	5	1	1.0	3.0	2	1	0	0	0	0	0	0	0	0	0	
Oct 27	TB		S		4	3	1	0.0	0.0	2	0	0	0	0	0	0	0	0	0	0	
Nov 3	@ Car		S		4	1	3	0.0	0.0	1	0	0	0	0	0	0	0	0	0	0	
Nov 10	KC		S		3	1	2	0.0	0.0	1	0	0	0	0	0	0	0	0	0	0	
Nov 24	Jax		S		6	3	3	0.0	0.0	0	0	0	0	0	0	0	0	0	0	0	
Dec 1	@ Ind		S		5	3	2	0.0	0.0	3	0	0	0	0	0	0	0	0	0	0	
Dec 8	@ Oak		S		5	4	1	1.0	4.0	0	1	0	0	0	0	0	0	0	0	0	
Dec 15	Hou		S		4	3	1	0.0	0.0	2	0	0	0	0	0	1	0	0	0	0	
Dec 22	NO		IA		0	0	0	0.0	0.0	0	0	0	0	0	0	0	0	0	0	0	
Dec 29	@ Hou		p		3	2	1	0.0	0.0	3	0	0	0	0	0	0	0	0	0	0	
<b>Totals:</b>		<b>9</b>	<b>/</b>	<b>7</b>	<b>40</b>	<b>25</b>	<b>15</b>	<b>2.0</b>	<b>7.0</b>	<b>14</b>	<b>2</b>	<b>0</b>	<b>0</b>	<b>0</b>	<b>0</b>	<b>1</b>	<b>0</b>	<b>0</b>	<b>0</b>	<b>0</b>	
Jan 4	@ NE		p		2	1	1	0.0	0	1	0	0	0	0	0	0	0	0	0	0	
Jan 11	@ Bal		p		2	2	0	0.0	0	2	0	0	0	0	0	0	0	1	0	0	
Jan 19	@ KC		p		0	0	0	0.0	0	0	0	0	0	0	0	0	0	0	0	0	
<b>Playoff Totals:</b>		<b>3</b>	<b>/</b>	<b>0</b>	<b>4</b>	<b>3</b>	<b>1</b>	<b>0.0</b>	<b>0</b>	<b>3</b>	<b>0</b>	<b>0</b>	<b>0</b>	<b>0</b>	<b>0</b>	<b>0</b>	<b>0</b>	<b>1</b>	<b>0</b>	<b>0</b>	



## 2019 TITANS GAME-BY-GAME INDIVIDUAL DEFENSIVE STATISTICS

LeSHAUN SIMS (CB)					TACKLES . . .						INTERCEPTIONS . . .					FUMBLES . . .			SpT		
Date	Opp	GP	/	GS	Tot	Solo	Asst	Sk	Yds	QBP	TFL	No	Yds	Lg	TD	PD	FF	FR		Yds	
Sept 8	@ Cle		p		0	0	0	0.0	0.0	0	0	0	0	0	0	0	0	0	0	0	0
Sept 15	Ind		p		0	0	0	0.0	0.0	0	0	0	0	0	0	0	0	0	0	0	1
Sept 19	@ Jax		p		0	0	0	0.0	0.0	0	0	0	0	0	0	0	0	0	0	0	0
Sept 29	@ Atl		p		0	0	0	0.0	0.0	0	0	0	0	0	0	0	0	0	0	0	1
Oct 6	Buf		p		0	0	0	0.0	0.0	0	0	0	0	0	0	0	0	0	0	0	0
Oct 13	@ Den		p		0	0	0	0.0	0.0	0	0	0	0	0	0	0	0	0	0	0	0
Oct 20	LAC		p		0	0	0	0.0	0.0	0	0	0	0	0	0	0	0	0	0	0	0
Oct 27	TB		p		4	3	1	0.0	0.0	0	0	0	0	0	0	1	0	0	0	0	0
Nov 3	@ Car		p		0	0	0	0.0	0.0	0	0	0	0	0	0	0	0	0	0	0	0
Nov 10	KC		S		12	8	4	0.0	0.0	0	0	0	0	0	0	0	0	0	0	0	1
Nov 24	Jax		p		5	3	2	0.0	0.0	0	0	0	0	0	0	0	0	0	0	0	2
Dec 1	@ Ind		IA		0	0	0	0.0	0.0	0	0	0	0	0	0	0	0	0	0	0	0
Dec 8	@ Oak		IA		0	0	0	0.0	0.0	0	0	0	0	0	0	0	0	0	0	0	0
Dec 15	Hou		p		3	3	0	0.0	0.0	0	0	0	0	0	0	0	0	0	0	0	1
Dec 22	NO		S		7	6	1	0.0	0.0	0	0	0	0	0	0	1	0	0	0	0	0
Dec 29	@ Hou		p		0	0	0	0.0	0.0	0	0	0	0	0	0	0	0	0	0	0	1
<b>Totals:</b>		<b>14</b>	<b>/</b>	<b>2</b>	<b>31</b>	<b>23</b>	<b>8</b>	<b>0.0</b>	<b>0.0</b>	<b>0</b>	<b>0</b>	<b>0</b>	<b>0</b>	<b>0</b>	<b>0</b>	<b>2</b>	<b>0</b>	<b>0</b>	<b>0</b>	<b>7</b>	<b>7</b>
Jan 4	@ NE		p		0	0	0	0.0	0	0	0	0	0	0	0	0	0	0	0	0	0
Jan 11	@ Bal		p		0	0	0	0.0	0	0	0	0	0	0	0	0	0	0	0	0	2
Jan 19	@ KC		p		0	0	0	0.0	0	0	0	0	0	0	0	0	0	0	0	0	2
<b>Playoff Totals:</b>		<b>3</b>	<b>/</b>	<b>0</b>	<b>0</b>	<b>0</b>	<b>0</b>	<b>0.0</b>	<b>0</b>	<b>0</b>	<b>0</b>	<b>0</b>	<b>0</b>	<b>0</b>	<b>0</b>	<b>0</b>	<b>0</b>	<b>0</b>	<b>0</b>	<b>0</b>	<b>4</b>

TYE SMITH (CB)					TACKLES . . .						INTERCEPTIONS . . .					FUMBLES . . .			SpT		
Date	Opp	GP	/	GS	Tot	Solo	Asst	Sk	Yds	QBP	TFL	No	Yds	Lg	TD	PD	FF	FR		Yds	
Sept 8	@ Cle		IA		0	0	0	0.0	0.0	0	0	0	0	0	0	0	0	0	0	0	0
Sept 15	Ind		IA		0	0	0	0.0	0.0	0	0	0	0	0	0	0	0	0	0	0	0
Sept 19	@ Jax		p		0	0	0	0.0	0.0	0	0	0	0	0	0	0	0	0	0	0	0
Sept 29	@ Atl		IA		0	0	0	0.0	0.0	0	0	0	0	0	0	0	0	0	0	0	0
Oct 6	Buf		IA		0	0	0	0.0	0.0	0	0	0	0	0	0	0	0	0	0	0	0
Oct 13	@ Den		p		0	0	0	0.0	0.0	0	0	0	0	0	0	0	0	0	0	0	2
Oct 20	LAC		p		0	0	0	0.0	0.0	0	0	0	0	0	0	0	0	0	0	0	1
Oct 27	TB		p		0	0	0	0.0	0.0	0	0	0	0	0	0	0	0	0	0	0	0
Nov 3	@ Car				Not on Roster																
Nov 10	KC		IA		0	0	0	0.0	0.0	0	0	0	0	0	0	0	0	0	0	0	0
Nov 24	Jax		IA		0	0	0	0.0	0.0	0	0	0	0	0	0	0	0	0	0	0	0
Dec 1	@ Ind		p		8	6	2	0.0	0.0	0	0	0	0	0	0	0	1	0	0	0	0
Dec 8	@ Oak		S		8	6	2	0.0	0.0	0	0	0	0	0	0	0	1	0	0	0	0
Dec 15	Hou		S		4	3	1	0.0	0.0	0	0	0	0	0	0	0	0	0	0	0	0
Dec 22	NO		p		0	0	0	0.0	0.0	0	0	0	0	0	0	0	0	0	0	0	1
Dec 29	@ Hou		S		4	4	0	0.0	0.0	0	0	0	0	0	0	0	0	0	0	0	0
<b>Totals:</b>		<b>9</b>	<b>/</b>	<b>3</b>	<b>24</b>	<b>19</b>	<b>5</b>	<b>0.0</b>	<b>0.0</b>	<b>0</b>	<b>0</b>	<b>0</b>	<b>0</b>	<b>0</b>	<b>0</b>	<b>0</b>	<b>2</b>	<b>0</b>	<b>0</b>	<b>4</b>	<b>4</b>
Jan 4	@ NE		p		0	0	0	0.0	0	0	0	0	0	0	0	0	0	0	0	0	0
Jan 11	@ Bal		p		0	0	0	0.0	0	0	0	0	0	0	0	0	0	0	0	0	0
Jan 19	@ KC		p		0	0	0	0.0	0	0	0	0	0	0	0	0	0	0	0	0	2
<b>Playoff Totals:</b>		<b>3</b>	<b>/</b>	<b>0</b>	<b>0</b>	<b>0</b>	<b>0</b>	<b>0.0</b>	<b>0</b>	<b>0</b>	<b>0</b>	<b>0</b>	<b>0</b>	<b>0</b>	<b>0</b>	<b>0</b>	<b>0</b>	<b>0</b>	<b>0</b>	<b>0</b>	<b>2</b>

BRENT URBAN (DE)					TACKLES . . .						INTERCEPTIONS . . .					FUMBLES . . .			SpT		
Date	Opp	GP	/	GS	Tot	Solo	Asst	Sk	Yds	QBP	TFL	No	Yds	Lg	TD	PD	FF	FR		Yds	
Sept 8	@ Cle		p		2	0	2	0.0	0.0	1	0	0	0	0	0	0	0	0	0	0	0
Sept 15	Ind		IA		0	0	0	0.0	0.0	0	0	0	0	0	0	0	0	0	0	0	0
Sept 19	@ Jax		p		1	1	0	0.0	0.0	0	0	0	0	0	0	0	0	0	0	0	0
Sept 29	@ Atl		p		1	1	0	0.0	0.0	0	0	0	0	0	0	0	0	0	0	0	0
Oct 6	Buf		IA		0	0	0	0.0	0.0	0	0	0	0	0	0	0	0	0	0	0	0
Oct 13	@ Den		p		0	0	0	0.0	0.0	2	0	0	0	0	0	0	0	0	0	0	0
Oct 20	LAC				Not on Roster																
Oct 27	TB				Not on Roster																
Nov 3	@ Car				Not on Roster																
Nov 10	KC				Not on Roster																
Nov 24	Jax				Not on Roster																
Dec 1	@ Ind				Not on Roster																
Dec 8	@ Oak				Not on Roster																
Dec 15	Hou				Not on Roster																
Dec 22	NO				Not on Roster																
Dec 29	@ Hou				Not on Roster																
<b>Totals:</b>		<b>4</b>	<b>/</b>	<b>0</b>	<b>4</b>	<b>2</b>	<b>2</b>	<b>0.0</b>	<b>0.0</b>	<b>3</b>	<b>0</b>	<b>0</b>	<b>0</b>	<b>0</b>	<b>0</b>	<b>0</b>	<b>0</b>	<b>0</b>	<b>0</b>	<b>0</b>	<b>0</b>
Jan 4	@ NE				Not on Roster																
Jan 11	@ Bal				Not on Roster																
Jan 19	@ KC				Not on Roster																
<b>Playoff Totals:</b>		<b>0</b>	<b>/</b>	<b>0</b>	<b>0</b>	<b>0</b>	<b>0</b>	<b>0.0</b>	<b>0.0</b>	<b>0</b>	<b>0</b>	<b>0</b>	<b>0</b>	<b>0</b>	<b>0</b>	<b>0</b>	<b>0</b>	<b>0</b>	<b>0</b>	<b>0</b>	<b>0</b>

## 2019 TITANS GAME-BY-GAME INDIVIDUAL DEFENSIVE STATISTICS

KENNY VACCARO (S)					TACKLES . . .						INTERCEPTIONS . . .					FUMBLES . . .			SpT		
Date	Opp	GP	/	GS	Tot	Solo	Asst	Sk	Yds	QBP	TFL	No	Yds	Lg	TD	PD	FF	FR		Yds	
Sept 8	@ Cle			S	13	7	6	0.0	0.0	0	0	0	0	0	0	0	0	0	0	0	2
Sept 15	Ind			S	7	5	2	0.0	0.0	0	0	0	0	0	0	0	0	0	0	0	0
Sept 19	@ Jax			S	5	2	3	0.0	0.0	0	0	0	0	0	0	0	0	0	0	0	0
Sept 29	@ Atl			S	6	5	1	0.0	0.0	0	1	0	0	0	0	0	0	0	0	0	0
Oct 6	Buf			S	4	4	0	0.0	0.0	0	0	0	0	0	0	0	0	0	0	0	0
Oct 13	@ Den			S	8	5	3	0.0	0.0	1	0	0	0	0	0	0	0	0	0	0	0
Oct 20	LAC			S	4	3	1	0.0	0.0	0	0	0	0	0	0	0	0	0	0	0	1
Oct 27	TB			S	7	4	3	0.0	0.0	0	0	0	0	0	0	1	0	0	0	0	0
Nov 3	@ Car			S	3	1	2	0.0	0.0	0	0	0	0	0	0	1	0	0	0	0	0
Nov 10	KC			S	9	3	6	0.0	0.0	0	0	0	0	0	0	1	0	0	0	0	1
Nov 24	Jax			S	6	4	2	1.0	6.0	0	0	0	0	0	0	0	0	0	0	0	1
Dec 1	@ Ind			S	5	4	1	0.0	0.0	0	0	0	0	0	0	0	0	0	0	0	0
Dec 8	@ Oak			S	2	1	1	0.0	0.0	0	0	0	0	0	0	0	0	0	0	0	1
Dec 15	Hou			S	13	4	9	0.0	0.0	0	0	1	2	2	0	2	0	0	0	0	0
Dec 22	NO			S	3	3	0	0.0	0.0	0	0	0	0	0	0	0	0	0	0	0	1
Dec 29	@ Hou			S	9	7	2	0.0	0.0	0	0	0	0	0	0	0	0	0	0	0	0
<b>Totals:</b>		<b>16</b>	<b>/</b>	<b>16</b>	<b>104</b>	<b>62</b>	<b>42</b>	<b>1.0</b>	<b>6.0</b>	<b>1</b>	<b>1</b>	<b>1</b>	<b>2</b>	<b>2</b>	<b>0</b>	<b>5</b>	<b>0</b>	<b>0</b>	<b>0</b>	<b>0</b>	<b>7</b>
Jan 4	@ NE			S	7	3	4	0.0	0	0	1	0	0	0	0	1	0	0	0	0	0
Jan 11	@ Bal			S	7	6	1	0.0	0	0	0	1	3	3	0	1	0	0	0	0	0
Jan 19	@ KC			S	5	2	3	0.0	0	0	0	0	0	0	0	0	0	0	0	0	0
<b>Playoff Totals:</b>		<b>3</b>	<b>/</b>	<b>3</b>	<b>19</b>	<b>11</b>	<b>8</b>	<b>0.0</b>	<b>0</b>	<b>0</b>	<b>1</b>	<b>1</b>	<b>3</b>	<b>3</b>	<b>0</b>	<b>2</b>	<b>0</b>	<b>0</b>	<b>0</b>	<b>0</b>	<b>0</b>

CAMERON WAKE (OLB)					TACKLES . . .						INTERCEPTIONS . . .					FUMBLES . . .			SpT		
Date	Opp	GP	/	GS	Tot	Solo	Asst	Sk	Yds	QBP	TFL	No	Yds	Lg	TD	PD	FF	FR		Yds	
Sept 8	@ Cle			p	3	2	1	2.5	20.5	1	0	0	0	0	0	0	0	0	0	0	0
Sept 15	Ind			p	1	1	0	0.0	0.0	1	0	0	0	0	0	0	0	0	0	0	0
Sept 19	@ Jax			p	0	0	0	0.0	0.0	0	0	0	0	0	0	0	0	0	0	0	0
Sept 29	@ Atl			p	0	0	0	0.0	0.0	2	0	0	0	0	0	1	0	0	0	0	0
Oct 6	Buf			IA	0	0	0	0.0	0.0	0	0	0	0	0	0	0	0	0	0	0	0
Oct 13	@ Den			IA	0	0	0	0.0	0.0	0	0	0	0	0	0	0	0	0	0	0	0
Oct 20	LAC			p	0	0	0	0.0	0.0	2	0	0	0	0	0	0	0	0	0	0	0
Oct 27	TB			p	0	0	0	0.0	0.0	2	0	0	0	0	0	0	0	0	0	0	0
Nov 3	@ Car			p	1	0	1	0.0	0.0	0	0	0	0	0	0	0	0	0	0	0	0
Nov 10	KC			p	0	0	0	0.0	0.0	1	0	0	0	0	0	0	0	0	0	0	0
Nov 24	Jax			p	0	0	0	0.0	0.0	2	0	0	0	0	0	0	0	0	0	0	0
Dec 1	@ Ind							Injured Reserve													
Dec 8	@ Oak							Injured Reserve													
Dec 15	Hou							Injured Reserve													
Dec 22	NO							Injured Reserve													
Dec 29	@ Hou							Injured Reserve													
<b>Totals:</b>		<b>9</b>	<b>/</b>	<b>0</b>	<b>5</b>	<b>3</b>	<b>2</b>	<b>2.5</b>	<b>20.5</b>	<b>11</b>	<b>0</b>	<b>0</b>	<b>0</b>	<b>0</b>	<b>0</b>	<b>1</b>	<b>0</b>	<b>0</b>	<b>0</b>	<b>0</b>	<b>0</b>
Jan 4	@ NE							Injured Reserve													
Jan 11	@ Bal							Injured Reserve													
Jan 19	@ KC							Injured Reserve													
<b>Playoff Totals:</b>		<b>0</b>	<b>/</b>	<b>0</b>	<b>0</b>	<b>0</b>	<b>0</b>	<b>0.0</b>	<b>0.0</b>	<b>0</b>	<b>0</b>	<b>0</b>	<b>0</b>	<b>0</b>	<b>0</b>	<b>0</b>	<b>0</b>	<b>0</b>	<b>0</b>	<b>0</b>	<b>0</b>

WESLEY WOODYARD (LB)					TACKLES . . .						INTERCEPTIONS . . .					FUMBLES . . .			SpT		
Date	Opp	GP	/	GS	Tot	Solo	Asst	Sk	Yds	QBP	TFL	No	Yds	Lg	TD	PD	FF	FR		Yds	
Sept 8	@ Cle			p	3	3	0	0.0	0.0	0	0	0	0	0	0	0	0	0	0	0	1
Sept 15	Ind			p	0	0	0	0.0	0.0	0	0	0	0	0	0	0	0	0	0	0	0
Sept 19	@ Jax			IA	0	0	0	0.0	0.0	0	0	0	0	0	0	0	0	0	0	0	0
Sept 29	@ Atl			p	5	3	2	0.0	0.0	0	1	0	0	0	0	0	0	0	0	0	0
Oct 6	Buf			p	3	2	1	0.0	0.0	0	0	0	0	0	0	0	0	0	0	0	0
Oct 13	@ Den			p	8	7	1	1.0	10.0	1	2	0	0	0	0	0	0	0	0	0	0
Oct 20	LAC			S	7	3	4	0.0	0.0	0	0	0	0	0	0	0	1	0	0	0	0
Oct 27	TB			p	1	0	1	0.0	0.0	0	0	0	0	0	0	0	0	0	0	0	0
Nov 3	@ Car			p	7	5	2	0.0	0.0	0	0	0	0	0	0	0	0	0	0	0	1
Nov 10	KC			S	7	5	2	0.0	0.0	0	0	0	0	0	0	0	0	0	0	0	0
Nov 24	Jax			p	3	2	1	0.0	0.0	0	0	0	0	0	0	0	0	0	0	0	0
Dec 1	@ Ind			p	1	1	0	0.0	0.0	0	0	0	0	0	0	0	0	0	0	0	0
Dec 8	@ Oak			p	0	0	0	0.0	0.0	0	0	0	0	0	0	0	0	0	0	0	0
Dec 15	Hou			p	0	0	0	0.0	0.0	0	0	0	0	0	0	0	0	0	0	0	0
Dec 22	NO			p	0	0	0	0.0	0.0	0	0	0	0	0	0	0	0	0	0	0	0
Dec 29	@ Hou			p	1	1	0	0.0	0.0	0	0	0	0	0	0	1	0	0	0	0	0
<b>Totals:</b>		<b>15</b>	<b>/</b>	<b>2</b>	<b>46</b>	<b>32</b>	<b>14</b>	<b>1.0</b>	<b>10.0</b>	<b>1</b>	<b>3</b>	<b>0</b>	<b>0</b>	<b>0</b>	<b>0</b>	<b>1</b>	<b>1</b>	<b>0</b>	<b>0</b>	<b>0</b>	<b>2</b>
Jan 4	@ NE			p	3	2	1	0.0	0	0	0	0	0	0	0	0	0	0	0	0	0
Jan 11	@ Bal			p	6	5	1	0.0	0	1	0	0	0	0	0	1	0	0	0	0	0
Jan 19	@ KC			p	3	3	0	0.0	0	0	0	0	0	0	0	0	0	0	0	0	0
<b>Playoff Totals:</b>		<b>3</b>	<b>/</b>	<b>0</b>	<b>12</b>	<b>10</b>	<b>2</b>	<b>0.0</b>	<b>0</b>	<b>1</b>	<b>0</b>	<b>0</b>	<b>0</b>	<b>0</b>	<b>0</b>	<b>1</b>	<b>0</b>	<b>0</b>	<b>0</b>	<b>0</b>	<b>0</b>

## 2019 TITANS GAME-BY-GAME FIELD GOALS & SCORING BY QUARTER

Date	Opp	TITANS							OPPONENTS						
		1ST	2ND	3RD	4TH	OT	TOTAL	FIELD GOALS	1ST	2ND	3RD	4TH	OT	TOTAL	FIELD GOALS
Sept 8	@ Cle	3	9	10	21	0	43	C. Santos (37) (53)	6	0	7	0	0	13	
Sept 15	Ind	0	7	10	0	0	17	C. Santos (49) 45WL	7	6	0	6	0	19	
Sept 19	@ Jax	0	0	0	7	0	7		14	0	3	3	0	20	J. Lambo (40) (48)
Sept 29	@ Atl	14	10	0	0	0	24	C. Santos (45)	7	0	3	0	0	10	M. Bryant 32LU (42)
Oct 6	Buf	0	0	7	0	0	7	C. Santos 50WL 36WR 33B 53WL	0	7	0	7	0	14	
Oct 13	@ Den	0	0	0	0	0	0		3	3	7	3	0	16	B. McManus (31) (53) (48)
Oct 20	LAC	3	7	0	13	0	23	C. Parkey (45)	3	7	0	10	0	20	C. McLaughlin (29) (50)
Oct 27	TB	14	3	3	7	0	27	C. Parkey (51) (42)	3	12	8	0	0	23	M. Gay (22) (48) (24)
Nov 3	@ Car	0	0	7	13	0	20	R. Succop 43WL 56SH 44RU	0	17	7	6	0	30	J. Slye (35) 49WL
Nov 10	KC	0	13	7	15	0	35		10	3	9	10	0	32	H. Butker (30) (41) (43) (39) 52B
Nov 24	Jax	0	7	28	7	0	42		0	3	8	9	0	20	J. Lambo (49) (50)
Dec 1	@ Ind	7	0	10	14	0	31	R. Succop (31)	7	3	7	0	0	17	A. Vinatieri 55WR 53B (28) 46B
Dec 8	@ Oak	7	14	7	14	0	42	R. Succop 42LU	7	14	0	0	0	21	
Dec 15	Hou	0	0	7	14	0	21	R. Succop 45B	0	14	0	10	0	24	K. Fairbairn (29)
Dec 22	NO	14	0	7	7	0	28		0	10	21	7	0	38	W. Lutz (47)
Dec 29	@ Hou	7	7	7	14	0	35		7	0	7	0	0	14	
<b>Totals:</b>		<b>69</b>	<b>77</b>	<b>110</b>	<b>146</b>	<b>0</b>	<b>402</b>		<b>74</b>	<b>99</b>	<b>87</b>	<b>71</b>	<b>0</b>	<b>331</b>	
Jan 4	@ NE	7	7	0	6	0	20		3	10	0	0	0	13	N. Folk (36) (21)
Jan 11	@ Bal	7	7	14	0	0	28		0	6	0	6	0	12	J. Tucker (49) (22)
Jan 19	@ KC	10	7	0	7	0	24	G. Joseph (30)	7	14	0	14	0	35	
<b>Playoff Totals:</b>		<b>24</b>	<b>21</b>	<b>14</b>	<b>13</b>	<b>0</b>	<b>72</b>		<b>10</b>	<b>30</b>	<b>0</b>	<b>20</b>	<b>0</b>	<b>60</b>	

# 2019 TITANS GAME-BY-GAME SUMMARIES



## Week 1: Titans 43, Browns 13 Sunday, Sept. 8, 2019 • 1:00 p.m. EDT • First Energy Stadium



### GAME RECAP

On Kickoff Weekend of the 2019 season, the Titans traveled to Cleveland to face the Browns and won by a score of 43-13.

Both Cleveland and Tennessee put together 73-yard scoring drives on each team's opening possessions. First, with help from first down receptions by Browns WR **Odele Beckham Jr.** and Browns WR **Rashard Higgins**, and a first down rush by Browns RB **Nick Chubb**, Browns RB **Dontrell Hilliard** ran in a four-yard score. The extra point attempt was no good as Cleveland got on the board first, 6-0. As the Titans took the field for Tennessee's opening drive, WR **A.J. Brown** caught his first career pass for 47 yards to help move the chains, but ultimately K **Cairo Santos** converted a 37-yard attempt to get on the board and cut Cleveland's lead, 6-3.

In the second quarter, Tennessee took the lead and didn't give it up for the rest of the game. First, QB **Marcus Mariota** led the Titans on an 11-play, 87-yard scoring drive that culminated in a one-yard rushing score by RB **Derrick Henry** and a 10-6 lead. Later in the second quarter, with Cleveland backed up to their own two-yard line due to a 70-yard punt by P **Brett Kern**, OLB **Cameron Wake** recorded his 100th career sack as he took down Browns QB **Baker Mayfield** in the endzone for a safety. Tennessee increased the lead, 12-6.

On the first snap of the second half, Mariota tossed a 51-yard pass to Brown to flip field position, as Brown recorded his first career 100-yard receiving game in his NFL debut. Santos was then able to convert a 53-yard field goal for a 15-6 Titans lead. The Browns responded as Mayfield orchestrated a 61-yard scoring drive that culminated in a three-yard touchdown pass to Browns TE **David Njoku**. Cleveland inched closer, 15-13. However, on the first play of the Titans next drive, Mariota connected with Henry for a career-high-tying 75-yard touchdown pass. Tennessee increased the lead, 22-13.

In the fourth quarter, S **Kevin Byard** picked off Mayfield and returned the ball 28 yards to give Tennessee possession at the Cleveland 35-yard line. The Titans capitalized on the turnover as Mariota connected with TE **Delanie Walker** for his first score of the quarter, and a 29-13 lead. Then, on the following Cleveland possession, Mayfield

was intercepted by CB **Logan Ryan**. Tennessee again capitalized on the turnover, as Mariota hit Walker for a seven-yard score and a 36-13 lead. Later, the Titans forced yet another turnover as CB **Malcolm Butler** picked off Mayfield and returned the interception for a 38-yard touchdown. Tennessee left Cleveland with a 43-13 victory.

### SCORING

	1	2	3	4	Final
Tennessee	3	9	10	21	43
Cleveland	6	0	7	0	13

TEAM	SCORING PLAY	TIME
Browns	D.Hilliard 4 yd. run (kick failed, wr)	1-10:11
Titans	C.Santos 37 yd. Field Goal	1-6:32
Titans	D.Henry 1 yd. run (C.Santos kick)	2-9:39
Titans	B.Mayfield sacked in end zone by C.Wake for a Safety	2-1:42
Titans	C.Santos 53 yd. Field Goal	3-11:53
Browns	D.Njoku 3 yd. pass from B.Mayfield (A.Seibert kick)	3-2:10
Titans	D.Henry 75 yd. pass from M.Mariota (C.Santos kick)	3-1:57
Titans	De.Walker 11 yd. pass from M.Mariota (C.Santos kick)	4-12:32
Titans	De.Walker 7 yd. pass from M.Mariota (C.Santos kick)	4-9:03
Titans	M.Butler 38 yd. interception return (C.Santos kick)	4-3:02

Missed FGs: None

Attendance: 67,431

Time of Game: 3:12

Weather: Sun/Clouds, 71° F, wind NE 10 mph

Referee: Brad Allen



TEAM STATISTICS

	Titans	Browns
TOTAL FIRST DOWNS	21	19
THIRD DOWN EFFICIENCY	2-10-20%	1-10-10%
FOURTH DOWN EFFICIENCY	0-0-0%	0-2-0%
TOTAL NET YARDS	339	346
Plays - Avg.	56-6.1	63-5.5
NET YARDS RUSHING	123	102
Rushes - Avg.	28-4.4	20-5.1
NET YARDS PASSING	216	244
Sacks - Yards Lost	4-32	5-41
PASS ATT-COMP-INT	24-14-0	38-25-3
PUNTS - Avg.	6-46.2	5-46.6
PUNT RETURNS - Yards	0-0	1-18
KICKOFF RETURNS - Yards	3-50	4-103
INTERCEPTIONS - Yards	3-66	0-0
PENALTIES Number and Yards	6-54	18-182
FUMBLES - Lost	0-0	0-0
TOUCHDOWNS	5	2
FIELD GOALS Made-Attempts	2-2	0-0
RED ZONE EFFICIENCY	3-4-75%	2-2-100%
GOAL TO GO EFFICIENCY	2-2-100%	2-2-100%
SAFETIES	1	0
GIVEAWAYS	0	3
TAKEAWAYS	3	0
TIME OF POSSESSION	29:18	30:42

### TITANS STARTERS

OFFENSE		DEFENSE	
WR 84	C.Davis	NT 90	D.Jones
TE 82	De.Walker	DT 99	J.Casey
LT 71	D.Kelly	OLB 56	S.Finch
LG 76	R.Saffold	ILB 54	R.Evans
C 60	B.Jones	ILB 55	J.Brown
RG 75	J.Douglas	OLB 58	H.Landry
RT 78	J.Conklin	CB 26	L.Ryan
WR 11	A.Brown	SS 24	K.Vaccaro
TE 81	J.Smith	FS 31	K.Byard
QB 8	M.Mariota	CB 21	M.Butler
RB 22	D.Henry	DB 25	A.Jackson

### BROWNS STARTERS

OFFENSE		DEFENSE	
WR 80	J.Landry	DE 95	M.Garrett
LT 78	G.Robinson	DT 65	L.Ogunjobi
LG 75	J.Bitonio	DT 98	S.Richardson
C 64	J.Tretter	DE 54	O.Vernon
RG 72	E.Kush	WILL 58	C.Kirksey
RT 74	C.Hubbard	MIKE 53	J.Schobert
TE 85	D.Njoku	CB 21	D.Ward
WR 13	O.Beckham	CB 26	G.Williams
WR 81	R.Higgins	S 23	D.Randall
QB 6	B.Mayfield	S 42	M.Burnett
RB 24	N.Chubb	DB 35	J.Whitehead

### TITANS INDIVIDUAL STATISTICS

Rushing	Att	Yds	Avg	Lg	TD
D.Henry	19	84	4.4	18	1
M.Mariota	3	24	8.0	13	0
J.Smith	1	10	10.0	10	0
D.Lewis	3	7	2.3	6	0
R.Tannehill	2	-2	-1.0	-1	0
<b>Total</b>	<b>28</b>	<b>123</b>	<b>4.4</b>	<b>18</b>	<b>1</b>

Passing	Att	Cmp	Yds	TD	Lg	IN	Rt
M.Mariota	24	14	248	3	75	0	133.3
<b>Total</b>	<b>24</b>	<b>14</b>	<b>248</b>	<b>3</b>	<b>75</b>	<b>0</b>	<b>133.3</b>

Receiving	No	Yds	Avg	Lg	TD
De.Walker	5	55	11.0	16	2
A.Brown	3	100	33.3	51	0
D.Lewis	3	6	2.0	7	0
D.Henry	1	75	75.0	75	1
J.Smith	1	7	7.0	7	0
A.Humphries	1	5	5.0	5	0
<b>Total</b>	<b>14</b>	<b>248</b>	<b>17.7</b>	<b>75</b>	<b>3</b>

Interceptions	No	Yds	Avg	Lg	TD
M. Butler	1	38	38.0	38	1
K. Byard	1	28	28.0	28	0
L. Ryan	1	0	0.0	0	0
<b>Total</b>	<b>3</b>	<b>66</b>	<b>22.0</b>	<b>38</b>	<b>1</b>

### Leading Tacklers (Coaching Totals)

K. Vaccaro 13-7-6; L. Ryan 8-6-2; R. Evans 8-6-2

Sacks: C. Wake 2.5; L. Ryan 1.5; S. Finch 1

FF: None FR: None

### BROWNS INDIVIDUAL STATISTICS

Rushing	Att	Yds	Avg	Lg	TD
N.Chubb	17	75	4.4	15	0
D.Johnson	1	13	13.0	13	0
J.Landry	1	10	10.0	10	0
D.Hilliard	1	4	4.0	4	1
<b>Total</b>	<b>20</b>	<b>102</b>	<b>5.1</b>	<b>15</b>	<b>1</b>

Passing	Att	Cmp	Yds	TD	Lg	IN	Rt
B.Mayfield	38	25	285	1	35	3	64.0
<b>Total</b>	<b>38</b>	<b>25</b>	<b>285</b>	<b>1</b>	<b>35</b>	<b>3</b>	<b>64.0</b>

Receiving	No	Yds	Avg	Lg	TD
O.Beckham	7	71	10.1	24	0
J.Landry	4	67	16.8	34	0
D.Njoku	4	37	9.3	18	1
N.Chubb	3	10	3.3	7	0
R.Higgins	2	46	23.0	35	0
D.Johnson	2	23	11.5	12	0
D.Ratley	2	17	8.5	10	0
D.Hilliard	1	14	14.0	14	0
<b>Total</b>	<b>25</b>	<b>285</b>	<b>11.4</b>	<b>35</b>	<b>1</b>

Interceptions	No	Yds	Avg	Lg	TD
None					

### Leading Tacklers (Press Box Totals)

J. Schobert 9-7-2; M. Burnett 6-5-1; C. Kirksey 6-5-1

Sacks: M. Garrett 2; M. Burnett 1; L. Ogunjobi 1

FF: None FR: None

# 2019 TITANS GAME-BY-GAME SUMMARIES



## Week 2: Titans 17, Colts 19 Sunday, Sept. 15, 2019 • 12:00 p.m. CT • Nissan Stadium



### GAME RECAP

In Week 2 of the 2019 season, the Titans hosted the Indianapolis Colts for Tennessee's home opener, in the hottest game (93 degrees) in the Titans Era (1999-present). Tennessee lost by a score of 19-17.

Indianapolis struck first as the Colts got on the board with a seven-play, 78-yard scoring drive on their opening possession. Colts QB **Jacoby Brissett** connected with Colts TE **Eric Ebron** for a three-yard score as Indianapolis went ahead early, 7-0.

Later in the first quarter, Tennessee constructed a 72-yard scoring drive that included two rushing first downs by RB **Derrick Henry**, and receiving first downs by WR **Tajae Sharpe**, TE **Delanie Walker**, and WR **Darius Jennings**. Ultimately, the Titans featured a jumbo tight end package with OL **David Quessenberry** catching a one-yard touchdown pass in the end zone. Tennessee tied the game, 7-7. Indianapolis responded on their following possession with a scoring drive of their own. Colts RB **Marlon Mack** ran for 21 yards on the drive, as Brissett then connected with Colts WR **Parris Campbell** for a 12-yard touchdown. However, Colts K **Adam Vinatieri's** extra point attempt was no good, as Indianapolis went ahead, 13-7.

Tennessee took the lead on the team's opening drive of the second half on a four-play, 40-yard drive. With help from a 25-yard reception by WR **Corey Davis**, Henry ran into the endzone on a one-yard score. The Titans went ahead, 14-13. Later in the third quarter, the Titans tacked on another score as K **Cairo Santos** converted a 49-yard field goal attempt for a 17-13 lead.

Despite the Tennessee defense holding Indianapolis to 121 net passing yards and forcing two turnovers, the Colts retook the lead in the fourth quarter and ultimately sealed a victory. With help from a field-flipping 55-yard run by Mack, Brissett connected with Colts WR **T.Y. Hilton** for a four-yard touchdown. The extra point attempt was unsuccessful hitting the right upright, as Indianapolis took a 19-17 lead and preserved the victory.

### SCORING

	1	2	3	4	Final
Indianapolis	7	6	0	6	19
Tennessee	0	7	10	0	17

TEAM	SCORING PLAY	TIME
Colts	E.Ebron 3 yd. pass from J.Brissett (A.Vinatieri kick)	1-8:53
Titans	D.Quessenberry 1 yd. pass from M.Mariota (C.Santos kick)	2-14:55
Colts	P.Campbell 12 yd. pass from J.Brissett (kick failed, wl)	2-8:00
Titans	D.Henry 1 yd. run (C.Santos kick)	3-11:31
Titans	C.Santos 49 yd. Field Goal	3-4:35
Colts	T.Hilton 4 yd. pass from J.Brissett (kick failed, hru)	4-4:38

Missed FGs: C. Santos 45WL

Attendance: 62,849

Time of Game: 3:01

Weather: Sunny, 93° F, wind NE 1 mph

Referee: Clete Blakeman



### TEAM STATISTICS

	Colts	Titans
TOTAL FIRST DOWNS	21	18
THIRD DOWN EFFICIENCY	7-14-50%	1-10-10%
FOURTH DOWN EFFICIENCY	1-1-100%	0-1-0%
TOTAL NET YARDS	288	242
Plays - Avg.	65-4.4	56-4.3
NET YARDS RUSHING	167	123
Rushes - Avg.	34-4.9	24-5.1
NET YARDS PASSING	121	119
Sacks - Yards Lost	3-25	4-35
PASS ATT-COMP-INT	28-17-1	28-19-0
PUNTS - Avg.	5-49.6	6-48.0
PUNT RETURNS - Yards	4-42	2-26
KICKOFF RETURNS - Yards	2-38	1-26
INTERCEPTIONS - Yards	0-0	1-0
PENALTIES Number and Yards	8-65	5-75
FUMBLES - Lost	1-1	2-0
TOUCHDOWNS	3	2
FIELD GOALS Made-Attempts	0-0	1-2
RED ZONE EFFICIENCY	3-3-100%	2-2-100%
GOAL TO GO EFFICIENCY	2-2-100%	2-2-100%
SAFETIES	0	0
GIVEAWAYS	2	0
TAKEAWAYS	0	2
TIME OF POSSESSION	31:54	28:06

### COLTS STARTERS

OFFENSE		DEFENSE	
WR 13	T.Hilton	DE 99	J.Houston
LT 74	A.Castonzo	NT 92	M.Hunt
LG 56	Q.Nelson	UT 96	D.Autry
C 78	R.Kelly	WLB 53	D.Leonard
RG 64	M.Glowinski	MLB 50	A.Walker
RT 72	B.Smith	SAM 49	M.Adams
TE 84	J.Doyle	CB 23	K.Moore II
WR 14	Z.Pascal	FS 29	M.Hooker
QB 7	J.Brissett	SS 26	C.Geathers
WR 11	D.Cain	CB 35	P.Desir
RB 25	M.Mack	CB 34	R.Ya-Sin

### TITANS STARTERS

OFFENSE		DEFENSE	
WR 11	A.Brown	NT 90	D.Jones
TE 82	De.Walker	DT 99	J.Casey
LT 71	D.Kelly	OLB 56	S.Finch
LG 76	R.Saffold	ILB 54	R.Evans
C 60	B.Jones	ILB 55	J.Brown
RG 75	J.Douglas	OLB 58	H.Landry
RT 78	J.Conklin	DB 26	L.Ryan
TE 81	J.Smith	SS 24	K.Vaccaro
TE 85	M.Pruitt	FS 31	K.Byard
QB 8	M.Mariota	CB 21	M.Butler
RB 22	D.Henry	CB 25	A.Jackson

### COLTS INDIVIDUAL STATISTICS

Rushing	Att	Yds	Avg	Lg	TD
J.Wilkins	5	82	16.4	55	0
M.Mack	20	51	2.6	10	0
J.Brissett	7	25	3.6	7	0
N.Hines	2	9	4.5	5	0
<b>Total</b>	<b>34</b>	<b>167</b>	<b>4.9</b>	<b>55</b>	<b>0</b>

Passing	Att	Cmp	Yds	TD	Lg	IN	Rt
J.Brissett	28	17	146	3	19	1	95.2
<b>Total</b>	<b>28</b>	<b>17</b>	<b>146</b>	<b>3</b>	<b>19</b>	<b>1</b>	<b>95.2</b>

Receiving	No	Yds	Avg	Lg	TD
T.Hilton	4	43	10.8	19	1
E.Ebron	3	25	8.3	13	1
C.Rogers	3	24	8.0	15	0
J.Doyle	2	21	10.5	13	0
M.Mack	2	12	6.0	9	0
P.Campbell	1	12	12.0	12	1
N.Hines	1	5	5.0	5	0
J.Wilkins	1	4	4.0	4	0
<b>Total</b>	<b>17</b>	<b>146</b>	<b>8.6</b>	<b>19</b>	<b>3</b>

Interceptions	No	Yds	Avg	Lg	TD
None					

### Leading Tacklers (Press Box Totals)

D. Leonard 10-6-4; K. Willis 7-6-1.

Sacks: D. Autry 2; D. Leonard 1; G. Stewart 1

FF: D. Autry 1; A. Muhammad 1 FR: None

### TITANS INDIVIDUAL STATISTICS

Rushing	Att	Yds	Avg	Lg	TD
D.Henry	15	82	5.5	18	1
M.Mariota	5	32	6.4	15	0
D.Lewis	3	9	3.0	4	0
A.Humphries	1	1	1.0	1	0
<b>Total</b>	<b>24</b>	<b>123</b>	<b>5.2</b>	<b>18</b>	<b>1</b>

Passing	Att	Cmp	Yds	TD	Lg	IN	Rt
M.Mariota	28	19	154	1	25	0	93.5
<b>Total</b>	<b>28</b>	<b>19</b>	<b>154</b>	<b>1</b>	<b>25</b>	<b>0</b>	<b>93.5</b>

Receiving	No	Yds	Avg	Lg	TD
De.Walker	4	39	9.8	15	0
C.Davis	3	38	12.7	25	0
A.Brown	3	25	8.3	11	0
T.Sharpe	2	24	12.0	15	0
D.Henry	2	12	6.0	9	0
A.Humphries	2	-1	-0.5	0	0
D.Jennings	1	11	11.0	11	0
D.Lewis	1	5	5.0	5	0
D.Quessenberry	1	1	1.0	1	1
<b>Total</b>	<b>19</b>	<b>154</b>	<b>8.1</b>	<b>25</b>	<b>1</b>

Interceptions	No	Yds	Avg	Lg	TD
L. Ryan	1	0	0.0	0	0
<b>Total</b>	<b>1</b>	<b>0</b>	<b>0.0</b>	<b>0</b>	<b>0</b>

### Leading Tacklers (Coaching Totals)

J. Brown 10-8-2; M. Butler 7-5-2; K. Vaccaro 7-5-2.

Sacks: H. Landry 1; I. Mack 1

FF: None FR: H. Landry 1

# 2019 TITANS GAME-BY-GAME SUMMARIES



## Week 3: Titans 7, Jaguars 20 Thursday, Sept. 19, 2019 • 8:20 p.m. ET • TIAA Bank Field



### GAME RECAP

In Week 3 of the 2019 season, the Titans traveled to Jacksonville to face the Jaguars in a primetime Thursday Night Football matchup. Despite allowing Jacksonville just 12 first downs, and yielding only two conversions on 11 third-down attempts, Tennessee lost by a score of 20-7.

On Jacksonville's opening possession, the Tennessee defense forced the Jaguars to go three-and-out. CB **Adoree' Jackson** was back deep to return the ball, but fumbled the punt and turned it over to Jacksonville at the Tennessee seven-yard line. Jaguars QB **Gardner Minshew** capitalized on the turnover by tossing a seven-yard touchdown pass to Jaguars TE **James O'Shaughnessy** for an early 7-0 lead.

Later in the first quarter, Jacksonville tacked on another score with a six-play, 62-yard scoring drive that culminated in a 22-yard touchdown pass from Minshew to Jaguars WR **DJ Chark Jr.** Jacksonville doubled the lead, 14-0.

In the third quarter, with help from a 37-yard reception by Chark and a 15-yard reception by Jaguars WR **Chris Conley**, Jacksonville found their way into Titans territory. Ultimately, the Titans defense forced the Jaguars to settle for a 40-yard field goal as Jacksonville extended the lead, 17-0.

Tennessee was able to construct a seven-play scoring drive in the fourth quarter. QB Marcus Mariota tossed a 29-yard reception to TE **Delanie Walker**, as well as 11 and 14-yard passes to WR **Corey Davis** to help move the chains. Mariota contributed a nine-yard rush from the Jacksonville 10-yard line to inch the offense closer, as ultimately RB **Derrick Henry** ran into the endzone for a one-yard score. The Titans got on the board, 17-7.

Later in the fourth quarter, Jacksonville tacked on another field goal as Jaguars K **Josh Lambo** successfully converted a 48-yard attempt. Jacksonville extended the lead to 20-7, and preserved the score for a victory.

### SCORING

	1	2	3	4	Final
Tennessee	0	0	0	7	7
Jacksonville	14	0	3	3	20

TEAM	SCORING PLAY	TIME
Jaguars	J.O'Shaughnessy 7 yd. pass from G.Minshew (J.Lambo kick)	1-13:02
Jaguars	D.Chark 22 yd. pass from G.Minshew (J.Lambo kick)	1-6:36
Jaguars	J.Lambo 40 yd. Field Goal	3-7:54
Titans	D.Henry 1 yd. run (C.Santos kick)	4-12:04
Jaguars	J.Lambo 48 yd. Field Goal	4-7:34

Missed FGs: None

Attendance: 58,613

Time of Game: 3:01

Weather: Light rain, 73° F, wind NE 9 mph

Referee: Shawn Hochuli



TEAM STATISTICS

	Titans	Jaguars
TOTAL FIRST DOWNS	21	12
THIRD DOWN EFFICIENCY	8-17-47%	2-11-18%
FOURTH DOWN EFFICIENCY	0-1-0%	0-1-0%
TOTAL NET YARDS	340	292
Plays - Avg.	75-4.5	50-5.8
NET YARDS RUSHING	91	88
Rushes - Avg.	26-3.5	20-4.4
NET YARDS PASSING	249	204
Sacks - Yards Lost	9-55	0-0
PASS ATT-COMP-INT	40-23-0	30-20-0
PUNTS - Avg.	8-46.5	6-42.0
PUNT RETURNS - Yards	1-0	2-11
KICKOFF RETURNS - Yards	1-25	0-0
INTERCEPTIONS - Yards	0-0	0-0
PENALTIES Number and Yards	9-101	4-30
FUMBLES - Lost	3-1	0-0
TOUCHDOWNS	1	2
FIELD GOALS Made-Attempts	0-0	2-2
RED ZONE EFFICIENCY	1-2-50%	1-2-50%
GOAL TO GO EFFICIENCY	1-1-100%	1-2-50%
SAFETIES	0	0
GIVEAWAYS	1	0
TAKEAWAYS	0	1
TIME OF POSSESSION	35:16	24:44

### TITANS STARTERS

OFFENSE				DEFENSE			
WR 84	C.Davis	DT 99	J.Casey				
TE 81	J.Smith	NT 90	D.Jones				
LT 71	D.Kelly	DT 97	I.Mack				
LG 76	R.Saffold	OLB 56	S.Finch				
C 60	B.Jones	ILB 54	R.Evans				
RG 75	J.Douglas	ILB 55	J.Brown				
RT 78	J.Conklin	OLB 58	H.Landry				
WR 11	A.Brown	CB 26	L.Ryan				
WR 10	A.Humphries	SS 24	K.Vaccaro				
QB 8	M.Mariota	FS 31	K.Byard				
RB 22	D.Henry	CB 21	M.Butler				

### JAGUARS STARTERS

OFFENSE				DEFENSE			
WR 12	D.Westbrook	DE 41	J.Allen				
LT 74	C.Robinson	NT 99	M.Dareus				
LG 68	A.Norwell	DT 93	C.Campbell				
C 65	B.Linder	DE 91	Y.Ngakoue				
RG 60	A.Cann	WLB 56	Q.Williams				
RT 75	J.Taylor	MLB 44	M.Jack				
TE 80	J.O'Shaughnessy	RCB 21	A.Bouye				
WR 17	D.Chark	LCB 20	J.Ramsey				
QB 15	G.Minshew	FS 26	J.Wilson				
TE 88	S.DeValve	SS 36	R.Harrison				
RB 27	L.Fournette	CB 25	D.Hayden				

### TITANS INDIVIDUAL STATISTICS

Rushing	Att	Yds	Avg	Lg	TD
D.Henry	17	44	2.6	11	1
M.Mariota	6	34	5.7	12	0
D.Lewis	3	13	4.3	5	0
<b>Total</b>	<b>26</b>	<b>91</b>	<b>3.5</b>	<b>12</b>	<b>1</b>

Passing	Att	Cmp	Yds	TD	Lg	IN	Rt
M.Mariota	40	23	304	0	47	0	81.7
<b>Total</b>	<b>40</b>	<b>23</b>	<b>304</b>	<b>0</b>	<b>47</b>	<b>0</b>	<b>81.7</b>

Receiving	No	Yds	Avg	Lg	TD
De.Walker	7	64	9.1	29	0
A.Humphries	6	93	15.5	30	0
C.Davis	3	44	14.7	19	0
T.Sharpe	2	70	35.0	47	0
J.Smith	2	20	10.0	20	0
D.Lewis	1	7	7.0	7	0
A.Brown	1	4	4.0	4	0
D.Henry	1	2	2.0	2	0
<b>Total</b>	<b>23</b>	<b>304</b>	<b>13.2</b>	<b>47</b>	<b>0</b>

Interceptions	No	Yds	Avg	Lg	TD
None					

**Leading Tacklers (Coaching Totals)**  
J. Brown 11-9-2; R. Evans 7-2-5; J. Casey 6-4-2

**Sacks:** None  
**FF:** None **FR:** None

### JAGUARS INDIVIDUAL STATISTICS

Rushing	Att	Yds	Avg	Lg	TD
L.Fournette	15	66	4.4	69	0
G.Minshew	4	18	4.5	10	0
D.Westbrook	1	4	4.0	4	0
<b>Total</b>	<b>20</b>	<b>88</b>	<b>4.4</b>	<b>69</b>	<b>0</b>

Passing	Att	Cmp	Yds	TD	Lg	IN	Rt
G.Minshew	30	20	204	2	37	0	108.2
<b>Total</b>	<b>30</b>	<b>20</b>	<b>204</b>	<b>2</b>	<b>37</b>	<b>0</b>	<b>108.2</b>

Receiving	No	Yds	Avg	Lg	TD
L.Fournette	6	26	4.3	9	0
D.Westbrook	5	46	9.2	28	0
D.Chark	4	76	19.0	37	1
C.Conley	2	30	15.0	15	0
J.O'Shaughnessy	2	18	9.0	11	1
G.Swaim	1	8	8.0	8	0
<b>Total</b>	<b>20</b>	<b>204</b>	<b>10.2</b>	<b>37</b>	<b>2</b>

Interceptions	No	Yds	Avg	Lg	TD
None					

**Leading Tacklers (Press Box Totals)**  
R. Harrison 10-4-6; J. Ramsey 9-5-4; Q. Williams 8-4-4

**Sacks:** C. Campbell 3; J. Allen 2; D. Smoot 2; T. Bryan 1; L. Jacobs 0.5; M. Dareus 0.5  
**FF:** J. Ramsey 1; J. Allen 1 **FR:** None

# 2019 TITANS GAME-BY-GAME SUMMARIES



## Week 4: Titans 24, Falcons 10 Sunday, Sept. 29, 2019 • 1:00 p.m. ET • Mercedes-Benz Stadium



### GAME RECAP

In Week 4 of the 2019 season, the Titans traveled to Atlanta to take on the Falcons and won their fifth consecutive game over an NFC opponent. QB **Marcus Mariota** threw three touchdown passes en route to guiding the Titans to a 24-10 win.

The Titans got on the board first and never trailed throughout the day's contest. In the first quarter, Mariota connected with WR **A.J. Brown** for Brown's first career touchdown and his first score of the day, as he raced into the end zone on a 55-yard pass for a 7-0 lead. Atlanta responded on their following possession, as Falcons QB **Matt Ryan** strung together a six-play, 85-yard scoring drive. With a total of 33 yards contributed by Falcons TE **Austin Hooper**, Falcons RB **Itto Smith** was able to run in a one-yard touchdown to tie the game, 7-7.

However, Tennessee immediately responded on their next possession as Mariota constructed a 75-yard scoring drive that culminated in another passing score. Mariota again connected with Brown for an 11-yard touchdown reception, as the Titans pulled ahead 14-7.

In the second quarter, Tennessee orchestrated two more scoring drives. First, kicker **Cairo Santos** converted a 45-yard field goal attempt to increase Tennessee's lead, 17-7. Next, Mariota tossed his third touchdown pass of the day as he connected with WR **Corey Davis** for a 23-yard score and a 24-7 Titans lead.

Atlanta opened up the second half with a 10-play scoring drive. With a 22-yard reception by Falcons RB **Devonta Freeman**, and a 28-yard catch by Falcons WR **Mohamed Sanu**, Falcons K **Matt Bryant** converted a 42-yard field goal, 24-10.

Ultimately, the Titans defense limited Atlanta rushers to 58 rushing yards on 17 attempts, and did not allow Ryan to throw a touchdown pass, breaking Ryan's streak of 18 consecutive games with at least one touchdown pass. Atlanta could not mount a comeback, as Tennessee preserved and sealed a 24-10 road victory.

### SCORING

	1	2	3	4	Final
Tennessee	14	10	0	0	24
Atlanta	7	0	3	0	10

TEAM	SCORING PLAY	TIME
Titans	A.Brown 55 yd. pass from M.Mariota (C.Santos kick)	1-11:57
Falcons	I.Smith 1 yd. run (M.Bryant kick)	1-8:30
Titans	A.Brown 11 yd. pass from M.Mariota (C.Santos kick)	1-2:26
Titans	C.Santos 45 yd. Field Goal	2-10:03
Titans	C.Davis 23 yd. pass from M.Mariota (C.Santos kick)	2-2:23
Falcons	M.Bryant 42 yd. Field Goal	3-11:39

Missed FGs: M. Bryant 32LU

Attendance: 72,108

Time of Game: 2:57

Weather: Dome, closed on turf

Referee: John Hussey



TEAM STATISTICS

	Titans	Falcons
TOTAL FIRST DOWNS	22	24
THIRD DOWN EFFICIENCY	6-13-46%	5-14-36%
FOURTH DOWN EFFICIENCY	0-1-0%	1-4-25%
TOTAL NET YARDS	365	422
Plays - Avg.	61-6.0	75-5.6
NET YARDS RUSHING	138	58
Rushes - Avg.	34-4.1	17-3.4
NET YARDS PASSING	227	364
Sacks - Yards Lost	0-0	5-33
PASS ATT-COMP-INT	27-18-0	53-35-0
PUNTS - Avg.	5-45.0	3-43.0
Net Punting Average	44.6	42.3
PUNT RETURNS - Yards	1-2	1-2
KICKOFF RETURNS - Yards	0-0	2-42
INTERCEPTIONS - Yards	0-0	0-0
PENALTIES Number and Yards	5-77	7-50
FUMBLES - Lost	3-0	1-1
TOUCHDOWNS	3	1
FIELD GOALS Made-Attempts	1-1	1-2
RED ZONE EFFICIENCY	1-2-50%	1-3-33%
GOAL TO GO EFFICIENCY	0-0-0%	1-1-100%
SAFETIES	0	0
GIVEAWAYS	0	1
TAKEAWAYS	1	0
TIME OF POSSESSION	29:19	30:41

### TITANS STARTERS

OFFENSE		DEFENSE	
WR 84	C.Davis	NT 90	D.Jones
TE 81	J.Smith	DT 99	J.Casey
LT 71	D.Kelly	OLB 93	R.Gilbert
LG 76	R.Saffold	ILB 54	R.Evans
C 60	B.Jones	ILB 55	J.Brown
RG 75	J.Douglas	OLB 58	H.Landry
RT 78	J.Conklin	CB 26	L.Ryan
WR 10	A.Humphries	SS 24	K.Vaccaro
WR 19	T.Sharpe	FS 31	K.Byard
QB 8	M.Mariota	CB 21	M.Butler
RB 22	D.Henry	CB 25	A.Jackson

### FALCONS STARTERS

OFFENSE		DEFENSE	
WR 11	J.Jones	DE 98	T.McKinley
WR 12	M.Sanu	DT 97	G.Jarrett
LT 70	J.Matthews	DT 96	T.Davison
LG 77	J.Carpenter	DE 93	A.Bailey
C 51	A.Mack	DE 44	V.Beasley
RG 68	J.Brown	LB 59	D.Campbell
RT 76	K.McGary	LB 45	D.Jones
TE 81	A.Hooper	CB 26	I.Oliver
QB 2	M.Ryan	CB 21	D.Trufant
RB 24	D.Freeman	S 37	R.Allen
WR 18	C.Ridley	S 27	D.Kazee

### TITANS INDIVIDUAL STATISTICS

Rushing	Att	Yds	Avg	Lg	TD
D.Henry	27	100	3.7	16	0
M.Mariota	3	22	7.3	11	0
D.Lewis	4	16	4.0	7	0
<b>Total</b>	<b>34</b>	<b>138</b>	<b>4.1</b>	<b>16</b>	<b>0</b>

Passing	Att	Cmp	Yds	TD	Lg	IN	Rt
M.Mariota	27	18	227	3	55	0	129.7
<b>Total</b>	<b>27</b>	<b>18</b>	<b>227</b>	<b>3</b>	<b>55</b>	<b>0</b>	<b>129.7</b>

Receiving	No	Yds	Avg	Lg	TD
C.Davis	5	91	18.2	23	1
D.Lewis	4	4	1.0	11	0
A.Brown	3	94	31.3	55	2
A.Humphries	2	15	7.5	9	0
D.Henry	1	8	8.0	8	0
D.Jennings	1	6	6.0	6	0
J.Smith	1	5	5.0	5	0
De.Walker	1	4	4.0	4	0
<b>Total</b>	<b>18</b>	<b>227</b>	<b>12.6</b>	<b>55</b>	<b>3</b>

Interceptions	No	Yds	Avg	Lg	TD
None					

### Leading Tacklers (Coaching Totals)

R. Evans 10-8-2; J. Brown 9-6-3; K. Byard 8-5-3

Sacks: H. Landry 2; J. Casey 1; J. Brown 1; R. Evans 0.5; I. Mack 0.5

FF: J. Casey 1 FR: J. Casey 1

### FALCONS INDIVIDUAL STATISTICS

Rushing	Att	Yds	Avg	Lg	TD
D.Freeman	12	28	2.3	8	0
M.Ryan	2	18	9.0	12	0
I.Smith	2	11	5.5	10	1
J.Jones	1	1	1.0	1	0
<b>Total</b>	<b>17</b>	<b>58</b>	<b>3.4</b>	<b>12</b>	<b>1</b>

Passing	Att	Cmp	Yds	TD	Lg	IN	Rt
M.Ryan	53	35	397	0	28	0	88.3
<b>Total</b>	<b>53</b>	<b>35</b>	<b>397</b>	<b>0</b>	<b>28</b>	<b>0</b>	<b>88.3</b>

Receiving	No	Yds	Avg	Lg	TD
A.Hooper	9	130	14.4	28	0
M.Sanu	9	91	10.1	28	0
D.Freeman	8	72	9.0	22	0
J.Jones	4	52	13.0	20	0
C.Ridley	3	32	10.7	21	0
I.Smith	2	20	10.0	10	0
<b>Total</b>	<b>35</b>	<b>397</b>	<b>11.3</b>	<b>28</b>	<b>0</b>

Interceptions	No	Yds	Avg	Lg	TD
None					

### Leading Tacklers (Press Box Totals)

D. Campbell 17-7-10; K. Ishmael 9-1-8

Sacks: None

FF: D. Campbell 2; A. Clayborn 1 FR: None

# 2019 TITANS GAME-BY-GAME SUMMARIES



## Week 5: Titans 7, Bills 14 Sunday, Oct. 6, 2019 • 12:00 p.m. CT • Nissan Stadium



### GAME RECAP

In Week 5 of the 2019 season, the Titans hosted the Buffalo Bills at Nissan Stadium and lost by a score of 14-7.

Buffalo got on the board first in the second quarter by way of a six-play, 60-yard scoring drive. Bills QB **Josh Allen** connected with Bills WR **John Brown** for 14-yard and 21-yard passes, as well as with Bills WR **Duke Williams** for 11 yards to help move the chains. Ultimately, Allen hit Bills TE **Lee Smith** for an eight-yard touchdown and a 7-0 Buffalo lead. Tennessee missed two scoring opportunities in the second quarter, as K **Cairo Santos** failed to convert 50 and 36-yard attempts.

In the third quarter, S **Kevin Byard** picked off Allen and returned the ball five yards to give the Tennessee offense possession at the Buffalo 38-yard line. The Titans were able to capitalize on the turnover, as QB **Marcus Mariota** led the team on a seven-play, 38-yard drive. With help of a nine-yard first down reception by WR **Adam Humphries**, and a 17-yard rush by RB **Derrick Henry**, Henry was able to scoot into the end zone for a one-yard score and a tie game, 7-7.

Later in the third quarter, TE **Jonnu Smith** took a screen pass 57 yards to earn a first down at the Buffalo 21-yard line. With two touchdown plays called back due to penalties, the Titans were forced to settle for a 33-yard field goal attempt, which went unsuccessful after being tipped by Bills DE **Darryl Johnson**.

Buffalo tacked on their second score in the fourth quarter as Allen flipped a 46-yard pass to Bills WR **Isaiah McKenzie** to get the team into the red zone. Allen connected with Williams for a seven-yard touchdown and a 14-7 lead.

After regaining possession of the ball, the Titans failed at converting a fourth field goal attempt and were unable to construct a comeback. Tennessee fell to Buffalo at home, 14-7.

### SCORING

	1	2	3	4	Final
Buffalo	0	7	0	7	14
Tennessee	0	0	7	0	7

TEAM	SCORING PLAY	TIME
Bills	L.Smith 8 yd. pass from J. Allen (S.Hauschka kick)	2-2:36
Titans	D.Henry 1 yd. run (C.Santos kick)	3-7:02
Bills	D.Williams 7 yd. pass from J. Allen (S.Hauschka kick)	4-9:46

**Missed FGs:** C. Santos 50WL; 36WR; 33B; 53WL

**Attendance:** 66,910

**Time of Game:** 2:54

**Weather:** Cloudy, 77° F, wind S 13 mph

**Referee:** Bradley Rogers



TEAM STATISTICS

	Bills	Titans
TOTAL FIRST DOWNS	18	14
THIRD DOWN EFFICIENCY	4-13-31%	4-14-29%
FOURTH DOWN EFFICIENCY	1-2-50%	0-0-0%
TOTAL NET YARDS	313	252
Plays - Avg.	63-5.0	54-4.7
NET YARDS RUSHING	109	102
Rushes - Avg.	27	27
NET YARDS PASSING	204	150
Sacks - Yards Lost	4-15	5-33
PASS ATT-COMP-INT	32-23-1	22-13-0
PUNTS - Avg.	6-50.0	6-50.0
Net Punting Average	43.0	49.3
PUNT RETURNS - Yards	2-2	2-2
KICKOFF RETURNS - Yards	1-18	0-0
INTERCEPTIONS - Yards	0-0	1-5
PENALTIES Number and Yards	11-78	8-60
FUMBLES - Lost	0-0	1-0
TOUCHDOWNS	2	1
FIELD GOALS Made-Attempts	0-0	0-4
RED ZONE EFFICIENCY	2-3-67%	1-3-33%
GOAL TO GO EFFICIENCY	1-1-100%	1-2-50%
SAFETIES	0	0
GIVEAWAYS	1	0
TAKEAWAYS	0	1
TIME OF POSSESSION	31:12	28:48

### BILLS STARTERS

OFFENSE		DEFENSE	
WR 15	J.Brown	LDE 93	T.Murphy
LT 73	D.Dawkins	LDT 98	S.Lotulelele
LG 67	Q.Spain	RDT 91	E.Oliver
C 60	M.Morse	RDE 55	J.Hughes
RG 76	J.Feliciano	SLB 58	M.Milano
RT 70	C.Ford	MLB 49	T.Edmunds
TE 88	D.Knox	WLB 31	D.Marlowe
QB 17	J.Allen	CB 27	T.White
WR 82	D.Williams	CB 39	L.Wallace
RB 20	F.Gore	SS 21	J.Poyer
WR 10	C.Beasley	FS 23	M.Hyde

### TITANS STARTERS

OFFENSE		DEFENSE	
WR 11	A.Brown	NT 90	D.Jones
TE 82	De.Walker	DT 99	J.Casey
LT 77	T.Lewan	OLB 93	R.Gilbert
LG 76	R.Saffold	ILB 54	R.Evans
C 60	B.Jones	ILB 55	J.Brown
RG 64	N.Davis	OLB 58	H.Landry
RT 78	J.Conklin	CB 25	A.Jackson
TE 85	M.Pruitt	CB 26	L.Ryan
TE 81	J.Smith	SS 24	K.Vaccaro
QB 8	M.Mariota	FS 31	K.Byard
RB 22	D.Henry	CB 21	M.Butler

### BILLS INDIVIDUAL STATISTICS

Rushing	Att	Yds	Avg	Lg	TD
F.Gore	14	60	4.3	19	0
J.Allen	10	27	2.7	6	0
T.Yeldon	2	15	7.5	11	0
A.Roberts	1	7	7.0	7	0
<b>Total</b>	<b>27</b>	<b>109</b>	<b>4.0</b>	<b>19</b>	<b>0</b>

Passing	Att	Cmp	Yds	TD	Lg	IN	Rt
J.Allen	32	23	219	2	46	1	98.3
<b>Total</b>	<b>32</b>	<b>23</b>	<b>219</b>	<b>2</b>	<b>46</b>	<b>1</b>	<b>98.3</b>

Receiving	No	Yds	Avg	Lg	TD
J.Brown	5	75	15.0	21	0
D.Williams	4	29	7.3	11	1
T.Yeldon	4	13	3.3	8	0
C.Beasley	3	21	7.0	8	0
I.McKenzie	2	52	26.0	46	0
D.Knox	2	12	6.0	7	0
F.Gore	2	9	4.5	6	0
L.Smith	1	8	8.0	8	1
<b>Total</b>	<b>23</b>	<b>219</b>	<b>9.5</b>	<b>46</b>	<b>2</b>

Interceptions	No	Yds	Avg	Lg	TD
None					

### Leading Tacklers (Press Box Totals)

L. Alexander 6-5-1; E. Oliver 6-3-3; J. Hughes 5-3-2

**Sacks:** J. Phillips 3; L. Alexander 1; D. Johnson 1

**FF:** None **FR:** None

### TITANS INDIVIDUAL STATISTICS

Rushing	Att	Yds	Avg	Lg	TD
D.Henry	20	78	3.9	24	1
M.Mariota	5	13	2.6	4	0
D.Lewis	2	11	5.5	9	0
<b>Total</b>	<b>27</b>	<b>102</b>	<b>3.8</b>	<b>24</b>	<b>1</b>

Passing	Att	Cmp	Yds	TD	Lg	IN	Rt
M.Mariota	22	13	183	0	57	0	86.0
<b>Total</b>	<b>22</b>	<b>13</b>	<b>183</b>	<b>0</b>	<b>57</b>	<b>0</b>	<b>86.0</b>

Receiving	No	Yds	Avg	Lg	TD
A.Humphries	4	30	7.5	10	0
C.Davis	2	28	14.0	23	0
A.Brown	2	27	13.5	14	0
D.Lewis	2	19	9.5	10	0
J.Smith	1	57	57.0	57	0
T.Sharpe	1	12	12.0	12	0
De.Walker	1	10	10.0	10	0
<b>Total</b>	<b>13</b>	<b>183</b>	<b>14.1</b>	<b>57</b>	<b>0</b>

Interceptions	No	Yds	Avg	Lg	TD
K. Byard	1	5	5.0	5	0
<b>Total</b>	<b>1</b>	<b>5</b>	<b>5.0</b>	<b>5</b>	<b>0</b>

### Leading Tacklers (Coaching Totals)

R. Evans 10-8-2; L. Ryan 9-7-2; J. Brown 8-7-1

**Sacks:** H. Landry 1; R. Gilbert 1; D. Jones 1; L. Ryan 1

**FF:** None **FR:** None



# 2019 TITANS GAME-BY-GAME SUMMARIES



**Week 6: Titans 0, Broncos 16**  
**Sunday, Oct. 13, 2019 • 2:25 p.m. MDT • Empower Field at Mile High**



### GAME RECAP

In Week 6 of the 2019 season, the Titans traveled to Denver to take on the Broncos and lost by a score of 16-0.

On Denver's opening possession, the Broncos constructed an eight-play, 32-yard scoring drive. Broncos RB **Phillip Lindsay** contributed 13 yards on the ground, and Broncos RB **Royce Freeman** accounted for 11 rushing yards. Broncos K **Brandon McManus** converted a 31-yard field goal for an early 3-0 Denver lead.

In the second quarter, Denver tacked on another field goal to double their lead. Broncos QB **Joe Flacco** tossed a 41-yard pass to Broncos WR **Courtland Sutton**, but the Titans defense forced Denver to settle for a 53-yard field goal. The Broncos went ahead, 6-0.

In the third quarter, the Broncos added a touchdown on a six-play, 41-yard scoring drive. Flacco connected with Freeman for a 19-yard reception, and then with Broncos WR **DaeSean Hamilton** for a 13-yard catch, as ultimately Lindsay ran in a two-yard score for a 13-0 lead.

Denver put up three more points on a successful 48-yard field goal attempt in the fourth quarter, 16-0. Despite the defense allowing Denver to convert just two of 14 third down attempts on the day, Tennessee was unable to mount a comeback after replacing QB **Marcus Mariota** with QB **Ryan Tannehill** in the second half. The Titans fell on the road, 16-0.

### SCORING

	1	2	3	4	Final
Tennessee	0	0	0	0	0
Denver	3	3	7	3	16

TEAM	SCORING PLAY	TIME
Broncos	B.McManus 31 yd. Field Goal	1-10:16
Broncos	B.McManus 53 yd. Field Goal	2-4:40
Broncos	P.Lindsay 2 yd. run (B.McManus kick)	3-4:56
Broncos	B.McManus 48 yd. Field Goal	4-4:53

Missed FGs: None

Attendance: 75,815

Time of Game: 2:55

Weather: Sunny, 69° F, wind E 7 mph

Referee: Alex Kemp



TEAM STATISTICS

	Titans	Broncos
TOTAL FIRST DOWNS	12	11
THIRD DOWN EFFICIENCY	2-14-14%	2-14-14%
FOURTH DOWN EFFICIENCY	0-2-0%	0-0-0%
TOTAL NET YARDS	204	270
Plays - Avg.	62-3.3	59-4.6
NET YARDS RUSHING	39	103
Rushes - Avg.	21-1.9	30-3.4
NET YARDS PASSING	165	167
Sacks - Yards Lost	7-42	1-10
PASS ATT-COMP-INT	34-20-3	28-18-1
PUNTS - Avg.	9-47.1	8-50.1
Net Punting Average	41.8	45.3
PUNT RETURNS - Yards	3-19	3-48
KICKOFF RETURNS - Yards	1-16	0-0
INTERCEPTIONS - Yards	1-25	3-40
PENALTIES Number and Yards	6-40	8-51
FUMBLES - Lost	1-0	2-0
TOUCHDOWNS	0	1
FIELD GOALS Made-Attempts	0-0	3-3
RED ZONE EFFICIENCY	0-2-0%	1-2-50%
GOAL TO GO EFFICIENCY	0-0-0%	1-1-100%
SAFETIES	0	0
GIVEAWAYS	3	1
TAKEAWAYS	1	3
TIME OF POSSESSION	30:14	29:46

### TITANS STARTERS

OFFENSE		DEFENSE	
WR 11	A.Brown	NT 90	D.Jones
TE 82	De.Walker	DT 99	J.Casey
LT 77	T.Lewan	OLB 93	R.Gilbert
LG 76	R.Saffold	ILB 54	R.Evans
C 60	B.Jones	ILB 55	J.Brown
RG 64	N.Davis	OLB 58	H.Landry
RT 78	J.Conklin	CB 26	L.Ryan
WR 10	A.Humphries	SS 24	K.Vaccaro
QB 8	M.Mariota	FS 31	K.Byard
RB 22	D.Henry	CB 21	M.Butler
TE 85	M.Pruitt	CB 25	A.Jackson

### BRONCOS STARTERS

OFFENSE		DEFENSE	
WR 10	E.Sanders	DE 96	S.Harris
LT 72	G.Bolles	NT 98	M.Purcell
LG 66	D.Risner	DE 95	D.Wolfe
C 60	C.McGovern	SLB 59	M.Reed
RG 65	R.Leary	WLB 58	V.Miller
RT 68	E.Wilkinson	ILB 45	A.Johnson
TE 87	N.Fant	ILB 51	T.Davis
WR 14	C.Sutton	LCB 25	C.Harris
RB 30	P.Lindsay	RCB 27	D.Harris
QB 5	J.Flacco	SS 22	K.Jackson
WR 17	D.Hamilton	FS 31	J.Simmons

### TITANS INDIVIDUAL STATISTICS

Rushing	Att	Yds	Avg	Lg	TD
D.Henry	15	28	1.9	6	0
R.Tannehill	1	6	6.0	6	0
M.Mariota	2	4	2.0	5	0
D.Dawkins	2	2	1.0	1	0
D.Lewis	1	-1	-1.0	-1	0
<b>Total</b>	<b>21</b>	<b>39</b>	<b>1.9</b>	<b>6</b>	<b>0</b>

Passing	Att	Cmp	Yds	TD	Lg	IN	Rt
M.Mariota	18	7	63	0	17	2	9.5
R.Tannehill	16	13	144	0	25	1	78.1
<b>Total</b>	<b>34</b>	<b>20</b>	<b>207</b>	<b>0</b>	<b>25</b>	<b>3</b>	<b>39.7</b>

Receiving	No	Yds	Avg	Lg	TD
A.Humphries	6	47	7.8	16	0
De.Walker	3	43	14.3	18	0
C.Davis	3	36	12.0	18	0
D.Lewis	3	20	6.7	9	0
A.Brown	2	23	11.5	13	0
A.Firkser	1	25	25.0	25	0
J.Smith	1	8	8.0	8	0
D.Henry	1	5	5.0	5	0
<b>Total</b>	<b>20</b>	<b>207</b>	<b>10.4</b>	<b>25</b>	<b>0</b>

Interceptions	No	Yds	Avg	Lg	TD
K. Byard	1	25	25.0	25	0
<b>Total</b>	<b>1</b>	<b>25</b>	<b>25.0</b>	<b>25</b>	<b>0</b>

### Leading Tacklers (Coaching Totals)

R. Evans 11-7-4; W. Woodyard 8-7-1; K. Vaccaro 8-5-3

Sacks: W. Woodyard 1  
 FF: L. Ryan 1 FR: None

### BRONCOS INDIVIDUAL STATISTICS

Rushing	Att	Yds	Avg	Lg	TD
P.Lindsay	15	70	4.7	30	1
R.Freeman	11	34	3.1	8	0
J.Flacco	4	-1	-0.3	1	0
<b>Total</b>	<b>30</b>	<b>103</b>	<b>3.4</b>	<b>30</b>	<b>1</b>

Passing	Att	Cmp	Yds	TD	Lg	IN	Rt
J.Flacco	28	18	177	0	41	1	67.1
<b>Total</b>	<b>28</b>	<b>18</b>	<b>177</b>	<b>0</b>	<b>41</b>	<b>1</b>	<b>67.1</b>

Receiving	No	Yds	Avg	Lg	TD
R.Freeman	5	42	8.4	19	0
C.Sutton	4	76	19.0	41	0
D.Hamilton	2	25	12.5	13	0
N.Fant	2	16	8.0	11	0
P.Lindsay	2	5	2.5	3	0
A.Janovich	1	8	8.0	8	0
F.Brown	1	5	5.0	5	0
E.Sanders	1	0	0.0	0	0
<b>Total</b>	<b>18</b>	<b>177</b>	<b>9.8</b>	<b>41</b>	<b>0</b>

Interceptions	No	Yds	Avg	Lg	TD
K. Jackson	1	24	24.0	24	0
C. Harris	1	11	11.0	11	0
J. Simmons	1	5	5.0	5	0
<b>Total</b>	<b>3</b>	<b>40</b>	<b>13.3</b>	<b>24</b>	<b>0</b>

### Leading Tacklers (Press Box Totals)

A. Johnson 9-6-3; T. Davis 7-6-1; M. Purcell 5-5-0

Sacks: D. Wolfe 2; D. Walker 2; A. Johnson 1.5;  
 S. Harris 1; V. Miller 0.5  
 FF: C. Harris 1 FR: None

# 2019 TITANS GAME-BY-GAME SUMMARIES



## Week 7: Titans 23, Chargers 20 Sunday, Oct. 20, 2019 • 3:05 p.m. CT • Nissan Stadium



### GAME RECAP

In Week 7 of the 2019 season, the Titans hosted the Los Angeles Chargers and won by a score of 23-20.

Tennessee got on the board first on a nine-play, 42-yard scoring drive that included a chain-moving fake punt playcall. On fourth-and-eight at the Chargers 43-yard line, P **Brett Kern** threw an 11-yard pass to S **Kevin Byard** to help keep the drive alive, and ultimately led to K **Cody Parkey** converting a 45-yard field goal for a 3-0 lead. On the following drive, Los Angeles responded with their own field goal, as Chargers K **Chase McLaughlin** converted a 29-yard attempt for a 3-3 game.

In the second quarter, Chargers QB **Philip Rivers** led Los Angeles on a 14-play, 94-yard scoring drive. Chargers WR **Keenan Allen** contributed 32 yards on two catches, and Chargers RB **Austin Ekeler** totaled 24 total yards on the drive, as Rivers ultimately connected with Chargers RB **Melvin Gordon** for a one-yard score and a 10-3 lead. However, on the ensuing Tennessee drive, the Titans responded with a touchdown of their own. QB **Ryan Tannehill** connected with WR **A.J. Brown** for 42 yards on three catches, and RB **Derrick Henry** added 36 total yards, as the drive culminated in an eight-yard touchdown catch by WR **Corey Davis** and a 10-10 tie game.

Tennessee tacked on another score early in the fourth quarter, as Tannehill connected with WR **Tajae Sharpe** for an 11-yard touchdown. However, the extra point attempt was no good, as the Titans took a 16-10 lead. On the following Chargers possession, Los Angeles converted a 50-yard field goal to make it a 16-13 game.

Later in the fourth quarter, Tannehill led the Titans on a seven-play, 75-yard scoring drive. With help from a 38-yard catch by Davis, Henry ran in an 11-yard touchdown to put Tennessee ahead, 23-13. Los Angeles then responded on the next possession, as Rivers hit Ekeler for a 41-yard score. The Chargers made it a one possession game, 23-20.

With 2:35 remaining to play in regulation, Tennessee turned the ball over on downs at the Chargers 49-yard line. Rivers drove Los Angeles down the field and entered the red zone, and in Titans territory Rivers threw what was initially called a 16-yard touch-

down pass to Ekeler. However, the ruling on the field was overturned. Next, a defensive pass interference penalty called on CB **Malcolm Butler** allowed the Chargers a fresh set of downs at the one-yard line. Then, Gordon ran in what was at first called a one-yard touchdown, but the ruling on the field was reversed as Gordon did not break the plane. On his second attempt, Gordon lost possession of the ball as LB **Wesley Woodyard** forced a fumble. DT **Jurrell Casey** recovered the ball to give the Titans possession with 15 seconds remaining in the game and seal a 23-20 victory at Nissan Stadium.

### SCORING

	1	2	3	4	Final
Los Angeles	3	7	0	10	20
Tennessee	3	7	0	13	23

TEAM	SCORING PLAY	TIME
Titans	C.Parkey 45 yd. Field Goal	1-6:02
Chargers	C.McLaughlin 29 yd. Field Goal	1-0:02
Chargers	M.Gordon 1 yd. pass from P.Rivers (C.McLaughlin kick)	2-3:38
Titans	C.Davis 8 yd. pass from R.Tannehill (C.Parkey kick)	2-0:23
Titans	T.Sharpe 5 yd. pass from R.Tannehill (kick failed, hru)	4-13:11
Chargers	C.McLaughlin 50 yd. Field Goal	4-10:55
Titans	D.Henry 11 yd. run (C.Parkey kick)	4-6:39
Chargers	A.Ekeler 41 yd. pass from P.Rivers (C.McLaughlin kick)	4-5:09

Missed FGs: None

Attendance: 62,431

Time of Game: 3:10

Weather: Sunny, 77° F, wind SE 2 mph

Referee: Bill Vinovich



TEAM STATISTICS

	Chargers	Titans
TOTAL FIRST DOWNS	24	22
THIRD DOWN EFFICIENCY	6-11-55%	6-11-55%
FOURTH DOWN EFFICIENCY	0-1-0%	1-2-50%
TOTAL NET YARDS	365	403
Plays - Avg.	60-6.1	61-6.6
NET YARDS RUSHING	39	97
Rushes - Avg.	21-1.9	29-3.3
NET YARDS PASSING	326	306
Sacks - Yards Lost	1-3	2-17
PASS ATT-COMP-INT	38-24-0	30-24-1
PUNTS - Avg.	2-46.5	2-42.0
Net Punting Average	39.5	42.0
PUNT RETURNS - Yards	0-0	1-14
KICKOFF RETURNS - Yards	1-8	3-69
INTERCEPTIONS - Yards	1-3	0-0
PENALTIES Number and Yards	4-29	7-54
FUMBLES - Lost	2-1	2-0
TOUCHDOWNS	2	3
FIELD GOALS Made-Attempts	2-2	1-1
RED ZONE EFFICIENCY	1-3-33%	3-3-100%
GOAL TO GO EFFICIENCY	1-2-50%	2-2-100%
SAFETIES	0	0
GIVEAWAYS	1	1
TAKEAWAYS	1	1
TIME OF POSSESSION	27:45	32:15

### CHARGERS STARTERS

OFFENSE	DEFENSE
WR 13 K.Allen	DE 97 J.Bosa
LT 78 T.Scott	DT 99 J.Tillery
LG 77 F.Lamp	NT 71 D.Square
C 66 D.Feeney	DE 42 U.Nwosu
RG 75 M.Schofield	LB 58 T.Davis
RT 69 S.Tevi	LB 52 D.Perryman
TE 86 H.Henry	LB 44 K.White
WR 81 M.Williams	CB 43 M.Davis
QB 17 P.Rivers	S 23 R.Jenkins
WR 11 G.Davis	S 36 R.Teamer
RB 25 M.Gordon	CB 26 C.Hayward

### TITANS STARTERS

OFFENSE	DEFENSE
WR 84 C.Davis	NT 90 D.Jones
TE 81 J.Smith	DT 99 J.Casey
LT 77 T.Lewan	OLB 93 R.Gilbert
LG 76 R.Saffold	ILB 54 R.Evans
C 60 B.Jones	ILB 59 W.Woodyard
RG 64 N.Davis	OLB 58 H.Landry
RT 78 J.Conklin	CB 25 A.Jackson
TE 85 M.Pruitt	CB 26 L.Ryan
WR 19 T.Sharpe	SS 24 K.Vaccaro
QB 17 R.Tannehill	FS 31 K.Byard
RB 22 D.Henry	CB 21 M.Butler

### CHARGERS INDIVIDUAL STATISTICS

Rushing	Att	Yds	Avg	Lg	TD
M.Gordon	16	32	2.0	6	0
A.Ekeler	5	7	1.4	3	0
<b>Total</b>	<b>21</b>	<b>39</b>	<b>1.9</b>	<b>6</b>	<b>0</b>

Passing	Att	Cmp	Yds	TD	Lg	IN	Rt
P.Rivers	38	24	329	2	41	0	108.3
<b>Total</b>	<b>38</b>	<b>24</b>	<b>329</b>	<b>2</b>	<b>41</b>	<b>0</b>	<b>108.3</b>

Receiving	No	Yds	Avg	Lg	TD
A.Ekeler	7	118	16.9	41	1
H.Henry	6	97	16.2	23	0
K.Allen	4	61	15.3	17	0
M.Williams	4	47	11.8	21	0
M.Gordon	2	-3	-1.5	1	1
V.Green	1	9	9.0	9	0
<b>Total</b>	<b>24</b>	<b>329</b>	<b>13.7</b>	<b>41</b>	<b>2</b>

Interceptions	No	Yds	Avg	Lg	TD
R. Teamer	1	3	3.0	3	0
<b>Total</b>	<b>1</b>	<b>3</b>	<b>3.0</b>	<b>3</b>	<b>0</b>

### Leading Tacklers (Press Box Totals)

D. Perryman 8-6-2; M. Davis 7-4-3; R. Teamer 6-6-0

Sacks: J. Bosa 2

FF: J. Bosa 1 FR: None

### TITANS INDIVIDUAL STATISTICS

Rushing	Att	Yds	Avg	Lg	TD
D.Henry	22	90	4.1	12	1
R.Tannehill	5	7	1.4	6	0
D.Lewis	1	2	2.0	2	0
A.Brown	1	-2	-2.0	-2	0
<b>Total</b>	<b>29</b>	<b>97</b>	<b>3.3</b>	<b>12</b>	<b>1</b>

Passing	Att	Cmp	Yds	TD	Lg	IN	Rt
R.Tannehill	29	23	312	2	38	0	1120.1
B.Kern	1	1	11	0	11	0	1112.5
<b>Total</b>	<b>30</b>	<b>24</b>	<b>323</b>	<b>2</b>	<b>38</b>	<b>0</b>	<b>1119.9</b>

Receiving	No	Yds	Avg	Lg	TD
C.Davis	6	80	13.3	38	1
A.Brown	6	64	10.7	16	0
A.Humphries	4	40	10.0	14	0
J.Smith	3	64	21.3	35	0
T.Sharpe	2	19	9.5	14	1
A.Firkser	1	27	27.0	27	0
D.Henry	1	18	18.0	18	0
K.Byard	1	11	11.0	11	0
<b>Total</b>	<b>24</b>	<b>323</b>	<b>13.5</b>	<b>38</b>	<b>2</b>

Interceptions	No	Yds	Avg	Lg	TD
None					

### Leading Tacklers (Coaching Totals)

R. Evans 11-8-3; L. Ryan 9-7-2; K. Byard 8-4-4

Sacks: J. Simmons 1

FF: W. Woodyard 1; L. Ryan 1 FR: J. Casey 1

# 2019 TITANS GAME-BY-GAME SUMMARIES



## Week 8: Titans 27, Buccaneers 23 Sunday, Oct. 27, 2019 • 12:00 p.m. CT • Nissan Stadium



### GAME RECAP

In Week 8 of the 2019 season, the Titans hosted the Buccaneers and won by a score of 27-23. Tennessee recovered two fumbles, and recorded two interceptions to finish the contest plus-three in turnover margin.

Tampa Bay got on the board first on the team's opening drive. Buccaneers QB **Jameis Winston** led his team on an eight-play, 71-yard scoring drive that culminated in a 22-yard field goal and a 3-0 lead. On the next Tampa Bay possession, Winston fumbled the ball and it was recovered by DT **Isaiah Mack** to give Tennessee possession at the Tampa Bay 10-yard line. The Titans capitalized on the turnover, as QB **Ryan Tannehill** quickly connected with TE **Jonnu Smith** for a five-yard score and a 7-3 Tennessee lead.

Later in the first quarter, Tennessee forced another turnover and capitalized on the play. CB **Malcolm Butler** picked off Winston and returned the ball 23 yards to the Tampa Bay six-yard line. Tannehill hit WR **Tajae Sharpe** in the end zone for a six-yard score and a 14-3 Titans lead. The Buccaneers responded on the ensuing drive, as the Titans defense forced Tampa Bay to settle for a field goal after DT **Jurrell Casey** sacked Winston on third down. Buccaneers K **Matt Gay** converted a 48-yard attempt, 14-6 Tennessee.

In the second quarter, both Tampa Bay and Tennessee added a field goal each, as the score changed to 17-9. Later in the second stanza, Winston and Buccaneers WR **Mike Evans** combined on one drive for four catches for 82 yards with one touchdown, as Winston connected with Evans for a nine-yard score. Tampa Bay opted to attempt a two-point conversion and was unsuccessful, as they inched closer to the Titans, 17-15.

On the Titans opening drive of the second half, RB **Derrick Henry** fumbled the ball and it was recovered by Buccaneers CB **Vernon Hargreaves III**. Tampa Bay capitalized on the turnover, as Winston hit Evans for a two-yard touchdown. The Buccaneers again attempted a two-point conversion, and were this time successful as Winston threw a two-yard pass to Buccaneers WR **Chris Godwin**. Tampa Bay took the lead, 23-17. Later in the third quarter, Tennessee tacked on a 42-yard field goal to make it a 23-20 game.

In the fourth quarter, Tannehill led the offense on a 12-play, 90-yard scoring drive. J. Smith accounted for three catches for 41 yards, WR **Adam Humphries** had a 13-yard first down reception, and Henry added a 15-yard first down rush to help move the offense along. Ultimately, WR **A.J. Brown** caught an eight-yard touchdown for a 27-23 lead early in the quarter. Finally, with 26 seconds remaining in regulation and the Titans looking to preserve the score, CB **Logan Ryan** intercepted Winston. The fourth turnover of the day helped seal the Titans victory.

### SCORING

	1	2	3	4	Final
Tampa Bay	3	12	8	0	23
Tennessee	14	3	3	7	27

TEAM	SCORING PLAY	TIME
Buccaneers	M.Gay 22 yd. Field Goal	1-11:28
Titans	J.Smith 5 yd. pass from R.Tannehill (C.Parkey kick)	1-8:55
Titans	T.Sharpe 6 yd. pass from R.Tannehill (C.Parkey kick)	1-0:24
Buccaneers	M.Gay 48 yd. Field Goal	2-7:51
Buccaneers	M.Gay 24 yd. Field Goal	2-3:47
Titans	C.Parkey 51 yd. Field Goal	2-1:09
Buccaneers	M.Evans 9 yd. pass from J.Winston (pass failed)	2-0:15
Buccaneers	M.Evans 2 yd. pass from J.Winston (J.Winston-C.Godwin pass)	3-11:11
Titans	C.Parkey 42 yd. Field Goal	3-0:37
Titans	A.Brown 8 yd. pass from R.Tannehill (C.Parkey kick)	4-6:55

Missed FGs: None

Attendance: 62,073

Time of Game: 3:22

Weather: Cloudy, 59° F, wind NE 3 mph

Referee: Adrian Hill



### TEAM STATISTICS

	Buccaneers	Titans
TOTAL FIRST DOWNS	23	16
THIRD DOWN EFFICIENCY	7-15-47%	5-13-38%
FOURTH DOWN EFFICIENCY	1-2-50%	0-1-0%
TOTAL NET YARDS	389	246
Plays - Avg.	76-5.1	57-4.3
NET YARDS RUSHING	106	72
Rushes - Avg.	30-3.5	21-3.4
NET YARDS PASSING	283	174
Sacks - Yards Lost	3-18	3-19
PASS ATT-COMP-INT	43-21-2	33-21-0
PUNTS - Avg.	3-43.0	5-49.6
Net Punting Average	43.0	40.6
PUNT RETURNS - Yards	3-45	0-0
KICKOFF RETURNS - Yards	2-47	1-45
INTERCEPTIONS - Yards	0-0	2-23
PENALTIES Number and Yards	9-87	6-77
FUMBLES - Lost	3-2	2-1
TOUCHDOWNS	2	3
FIELD GOALS Made-Attempts	3-3	2-2
RED ZONE EFFICIENCY	2-4-50%	3-3-100%
GOAL TO GO EFFICIENCY	2-4-50%	3-3-100%
SAFETIES	0	0
GIVEAWAYS	4	1
TAKEAWAYS	1	4
TIME OF POSSESSION	31:33	28:27

### BUCCANEERS STARTERS

OFFENSE		DEFENSE	
WR 13	M.Evans	DL 93	N.Suh
TE 84	C.Brake	NT 50	V.Vea
LT 76	D.Smith	DL 92	W.Gholston
LG 74	A.Marpet	OLB 94	C.Nassib
C 66	R.Jensen	ILB 45	D.White
RG 71	E.Watford	ILB 54	L.David
RT 69	D.Dotson	OLB 58	S.Barrett
TE 82	A.Auclair	CB 33	C.Davis
WR 12	C.Godwin	CB 28	V.Hargreaves
QB 3	J.Winston	S 39	A.Adams
RB 25	P.Barber	S 31	J.Whitehead

### TITANS STARTERS

OFFENSE		DEFENSE	
WR 84	C.Davis	DE 98	J.Simmons
TE 81	J.Smith	NT 90	D.Jones
LT 77	T.Lewan	DT 99	J.Casey
LG 76	R.Saffold	OLB 93	R.Gilbert
C 60	B.Jones	ILB 54	R.Evans
RG 64	N.Davis	ILB 55	J.Brown
RT 78	J.Conklin	OLB 58	H.Landry
TE 85	M.Pruitt	CB 26	L.Ryan
WR 19	T.Sharpe	SS 24	K.Vaccaro
QB 17	R.Tannehill	FS 31	K.Byard
RB 22	D.Henry	CB 21	M.Butler

### BUCCANEERS INDIVIDUAL STATISTICS

Rushing	Att	Yds	Avg	Lg	TD
J.Winston	8	53	6.6	20	0
R.Jones	11	35	3.2	7	0
P.Barber	10	20	2.0	5	0
D.Ogunbowale	1	-2	-2.0	-2	0
<b>Total</b>	<b>30</b>	<b>106</b>	<b>3.5</b>	<b>20</b>	<b>0</b>

Passing	Att	Cmp	Yds	TD	Lg	IN	Rt
J.Winston	43	21	301	2	46	2	68.1
<b>Total</b>	<b>43</b>	<b>21</b>	<b>301</b>	<b>2</b>	<b>46</b>	<b>2</b>	<b>68.1</b>

Receiving	No	Yds	Avg	Lg	TD
M.Evans	11	198	18.0	46	2
C.Godwin	4	43	10.8	12	0
C.Brake	3	32	10.7	12	0
R.Jones	1	17	17.0	17	0
P.Barber	1	8	8.0	8	0
D.Ogunbowale	1	3	3.0	3	0
<b>Total</b>	<b>21</b>	<b>301</b>	<b>14.3</b>	<b>46</b>	<b>2</b>

Interceptions	No	Yds	Avg	Lg	TD
None					

**Leading Tacklers (Press Box Totals)**  
L. David 12-6-6; D. White 6-4-2; A. Adams 5-4-1; V. Hargreaves 5-4-1

**Sacks:** S. Barrett 1; C. Nassib 1; J. Pierre-Paul 1  
**FF:** A. Adams 1; S. Barrett 1 **FR:** V. Hargreaves 1

### TITANS INDIVIDUAL STATISTICS

Rushing	Att	Yds	Avg	Lg	TD
D.Henry	16	75	4.7	34	0
B.Kern	1	0	0.0	0	0
R.Tannehill	4	-3	-0.8	1	0
<b>Total</b>	<b>21</b>	<b>72</b>	<b>3.4</b>	<b>34</b>	<b>0</b>

Passing	Att	Cmp	Yds	TD	Lg	IN	Rt
R.Tannehill	33	21	193	3	26	0	0109.8
<b>Total</b>	<b>33</b>	<b>21</b>	<b>193</b>	<b>3</b>	<b>26</b>	<b>0</b>	<b>0109.8</b>

Receiving	No	Yds	Avg	Lg	TD
J.Smith	6	78	13.0	26	1
A.Firkser	3	43	14.3	23	0
A.Humphries	3	24	8.0	13	0
T.Sharpe	3	18	6.0	7	1
A.Brown	2	11	5.5	8	1
C.Davis	2	9	4.5	8	0
D.Henry	1	8	8.0	8	0
D.Lewis	1	2	2.0	2	0
<b>Total</b>	<b>21</b>	<b>193</b>	<b>9.2</b>	<b>26</b>	<b>3</b>

Interceptions	No	Yds	Avg	Lg	TD
M. Butler	1	23	23.0	23	0
L. Ryan	1	0	0.0	0	0
<b>Total</b>	<b>2</b>	<b>23</b>	<b>11.5</b>	<b>23</b>	<b>0</b>

**Leading Tacklers (Coaching Totals)**  
R. Evans 14-6-8; J. Brown 7-7-0; L. Ryan 7-6-1; J. Casey 7-5-2; K. Vaccaro 7-4-3

**Sacks:** L. Ryan 1; J. Casey 1; H. Landry 1  
**FF:** H. Landry 1; L. Ryan 1 **FR:** H. Landry 1; I. Mack 1

# 2019 TITANS GAME-BY-GAME SUMMARIES



## Week 9: Titans 20, Panthers 30 Sunday, Nov. 3, 2019 • 1:00 p.m. ET • Bank of America Stadium



### GAME RECAP

In Week 9 of the 2019 season, the Titans traveled to Carolina to face the Panthers and lost by a score of 30-20.

Carolina got on the board first with an 11-play, 51-yard drive early in the second quarter. Panthers QB **Kyle Allen** had his pass batted down by DL **DaQuan Jones**, and was sacked by OLB **Harold Landry III** on third down, as Carolina was forced to settle for a 35-yard field goal and a 3-0 lead. Later in the second quarter, after QB **Ryan Tannehill's** pass bounced off the hands of WR **A.J. Brown**, the ball was caught by Panthers CB **Donte Jackson**. Carolina took possession at the Tennessee 15-yard line and capitalized on the interception, as Allen connected with Panthers RB **Christian McCaffrey** for a seven-yard touchdown on fourth-and-two and a 10-0 lead.

The Panthers added another score in the first half to make it a 17-0 game. Carolina constructed a 90-yard scoring drive, with Panthers WR **Curtis Samuel** grabbing a 20-yard pass, WR **DJ Moore** making 13 and 18-yard first down receptions, and Panthers TE **Greg Olsen** and McCaffrey each contributing a first down catch. Ultimately, Allen hit Samuel for a 12-yard score and a 17-0 lead heading into halftime.

The Titans opened up the second half with their first score of the day. RB **Derrick Henry** had five consecutive carries that amassed 32 yards to start the drive, and Tannehill added a 25-yard rush, as the drive culminated in an eight-yard score by Henry and a 17-7 game. Carolina responded on their following possession with a scoring drive of their own. With help from a fake punt that saw Panthers S **Colin Jones** convert the fourth down on a five-yard rush, McCaffrey ran into the end zone for a one-yard touchdown to increase the Panthers lead, 24-7.

In the fourth quarter, Tennessee added another touchdown on a 94-yard scoring drive. With help from a 35-yard catch from Brown, Henry took a screen pass 23 yards into the end zone to cut the lead, 24-14. On the ensuing Panthers possession, Carolina replied as McCaffrey broke free for a 58-yard touchdown run. However, the extra point attempt was blocked, 30-14.

Later in the fourth quarter, the Titans put together one more scoring drive that saw Tannehill run in for a 10-yard touchdown. After a failed two-point conversion attempt, the Titans were unable to mount a comeback victory, and fell to the Panthers.

### SCORING

	1	2	3	4	Final
Tennessee	0	0	7	13	20
Carolina	0	17	7	6	30

TEAM	SCORING PLAY	TIME
Panthers	J.Slye 35 yd. Field Goal	2-13:28
Panthers	C.McCaffrey 7 yd. pass from K.Allen (J.Slye kick)	2-8:07
Panthers	C.Samuel 12 yd. pass from K.Allen (J.Slye kick)	2-0:58
Titans	D.Henry 8 yd. run (R.Succop kick)	3-10:11
Panthers	C.McCaffrey 1 yd. run (J.Slye kick)	3-5:16
Titans	D.Henry 23 yd. pass from R.Tannehill (R.Succop kick)	4-14:14
Panthers	C.McCaffrey 58 yd. run (kick blocked)	4-10:23
Titans	R.Tannehill 10 yd. run (pass failed)	4-2:49

Missed FGs: R. Succop 43WL, 56SH, 44RU

Attendance: 72,540

Time of Game: 3:17

Weather: Sunny, 58° F, wind N 5 mph

Referee: Ronald Torbert



### TEAM STATISTICS

	Titans	Panthers
TOTAL FIRST DOWNS	24	22
THIRD DOWN EFFICIENCY	3-10-30%	5-14-36%
FOURTH DOWN EFFICIENCY	1-1-100%	2-2-100%
TOTAL NET YARDS	431	370
Plays - Avg.	64-6.7	68-5.4
NET YARDS RUSHING	121	156
Rushes - Avg.	21-5.8	33-4.7
NET YARDS PASSING	310	214
Sacks - Yards Lost	4-21	3-18
PASS ATT-COMP-INT	39-27-2	32-17-1
PUNTS - Avg.	3-46.3	4-38.8
Net Punting Average	42.7	36.0
PUNT RETURNS - Yards	1-11	2-11
KICKOFF RETURNS - Yards	3-69	2-52
INTERCEPTIONS - Yards	1-0	2-20
PENALTIES Number and Yards	11-99	6-77
FUMBLES - Lost	1-1	0-0
TOUCHDOWNS	3	4
FIELD GOALS Made-Attempts	0-3	1-2
RED ZONE EFFICIENCY	2-2-100%	3-4-75%
GOAL TO GO EFFICIENCY	1-1-100%	1-2-50%
SAFETIES	0	0
GIVEAWAYS	3	1
TAKEAWAYS	1	3
TIME OF POSSESSION	26:43	33:17

### TITANS STARTERS

OFFENSE		DEFENSE	
WR 84	C.Davis	DE 90	J.Simmons
TE 81	J.Smith	NT 98	D.Jones
LT 77	T.Lewan	CB 25	A.Jackson
LG 76	R.Saffold	OLB 44	K.Correa
C 75	J.Douglas	ILB 54	R.Evans
RG 64	N.Davis	ILB 55	J.Brown
RT 78	J.Conklin	OLB 58	H.Landry
TE 85	M.Pruitt	CB 26	L.Ryan
WR 19	T.Sharpe	SS 24	K.Vaccaro
QB 17	R.Tannehill	FS 31	K.Byard
RB 22	D.Henry	CB 21	M.Butler

### PANTHERS STARTERS

OFFENSE		DEFENSE	
WR 12	D.Moore	DE 93	G.McCoy
LT 65	D.Daley	DT 95	D.Poe
LG 73	G.Van Roten	DE 92	V.Butler
C 61	M.Paradis	OLB 53	B.Burns
RG 70	T.Turner	ILB 54	S.Thompson
RT 72	T.Moton	ILB 59	L.Kuechly
TE 88	G.Olsen	OLB 55	B.Irvin
WR 10	C.Samuel	CB 26	D.Jackson
QB 7	K.Allen	CB 24	J.Bradberry
TE 82	C.Manhertz	SS 25	E.Reid
RB 22	C.McCaffrey	FS 33	T.Boston

### TITANS INDIVIDUAL STATISTICS

Rushing	Att	Yds	Avg	Lg	TD
D.Henry	13	63	4.8	12	1
R.Tannehill	4	38	9.5	25	1
D.Lewis	4	20	5.0	15	0
<b>Total</b>	<b>21</b>	<b>121</b>	<b>5.8</b>	<b>25</b>	<b>2</b>

Passing	Att	Cmp	Yds	TD	Lg	IN	Rt
R.Tannehill	39	27	331	1	35	2	82.3
<b>Total</b>	<b>39</b>	<b>27</b>	<b>331</b>	<b>1</b>	<b>35</b>	<b>2</b>	<b>82.3</b>

Receiving	No	Yds	Avg	Lg	TD
D.Lewis	5	33	6.6	24	0
A.Brown	4	81	20.3	35	0
A.Humphries	4	65	16.3	25	0
C.Davis	4	48	12.0	18	0
D.Henry	3	36	12.0	23	1
J.Smith	3	18	6.0	7	0
T.Sharpe	2	31	15.5	16	0
K.Raymond	2	19	9.5	14	0
<b>Total</b>	<b>27</b>	<b>331</b>	<b>12.3</b>	<b>35</b>	<b>1</b>

Interceptions	No	Yds	Avg	Lg	TD
H. Landry	1	0	0.0	0	0
<b>Total</b>	<b>1</b>	<b>0</b>	<b>0.0</b>	<b>0</b>	<b>0</b>

**Leading Tacklers (Coaching Totals)**  
R. Evans 12-9-3; L. Ryan 11-7-4; J. Brown 9-7-2

**Sacks:** H. Landry 1; K. Correa 1; S. Finch 1  
**FF:** None **FR:** None

### PANTHERS INDIVIDUAL STATISTICS

Rushing	Att	Yds	Avg	Lg	TD
C.McCaffrey	24	146	6.1	58	2
C.Samuel	1	10	10.0	10	0
R.Bonafon	3	6	2.0	4	0
C.Jones	1	5	5.0	5	0
K.Allen	3	-4	-1.3	-1	0
J.Wright	1	-7	-7.0	-7	0
<b>Total</b>	<b>33</b>	<b>156</b>	<b>4.7</b>	<b>58</b>	<b>2</b>

Passing	Att	Cmp	Yds	TD	Lg	IN	Rt
K.Allen	32	17	232	2	32	1	84.4
<b>Total</b>	<b>32</b>	<b>17</b>	<b>232</b>	<b>2</b>	<b>32</b>	<b>1</b>	<b>84.4</b>

Receiving	No	Yds	Avg	Lg	TD
D.Moore	7	101	14.4	32	0
C.Samuel	3	64	21.3	32	1
G.Olsen	3	40	13.3	23	0
C.McCaffrey	3	20	6.7	10	1
R.Bonafon	1	7	7.0	7	0
<b>Total</b>	<b>17</b>	<b>232</b>	<b>13.6</b>	<b>32</b>	<b>2</b>

Interceptions	No	Yds	Avg	Lg	TD
T.Boston	1	20	20.0	20	0
D.Jackson	1	0	0.0	0	0
<b>Total</b>	<b>2</b>	<b>20</b>	<b>10.0</b>	<b>20</b>	<b>0</b>

**Leading Tacklers (Press Box Totals)**  
S. Thompson 11-10-1; E. Reid 11-9-2; R. Cockrell 8-5-3

**Sacks:** S. Thompson 1; E. Reid 1; D. Poe 1; M. Haynes 1  
**FF:** E. Reid 1 **FR:** D. Jackson 1

# 2019 TITANS GAME-BY-GAME SUMMARIES



## Week 10: Titans 35, Chiefs 32 Sunday, Nov. 10, 2019 • 12:00 p.m. CT • Nissan Stadium



### GAME RECAP

In Week 10 of the 2019 season, the Titans hosted the Kansas City Chiefs and won by a score of 35-32.

Kansas City got on the board on their opening possession, with an 11-play, 69-yard scoring drive. Chiefs QB **Patrick Mahomes** connected with Chiefs TE **Travis Kelce** for a three-yard touchdown and an early 7-0 lead. On the following Tennessee possession, QB **Ryan Tannehill** was strip-sacked and the ball was recovered by Chiefs DE **Tanoh Kpassagnon** at the Titans 20-yard line. Kansas City capitalized on the turnover and added a field goal for a 10-0 lead.

In the second quarter, Tennessee strung together a four-play, 73-yard scoring drive. Tannehill threw a 52-yard pass to WR **Kalif Raymond** to flip field position before connecting with TE **Anthony Firkser** for a nine-yard touchdown. The Titans got on the board, 10-7. Then, on the following Kansas City possession, LB **David Long Jr.** forced Chiefs RB **Damien Williams** to fumble the ball. LB **Rashaan Evans** recovered the fumble and ran it into the end zone for a 53-yard touchdown, but the extra point attempt was no good as the Titans took a 13-10 lead. On the ensuing Kansas City possession, with help from a 29-yard reception by Chiefs WR **Tyreek Hill**, Kansas City was able to get into field goal range. Chiefs K **Harrison Butker** converted a 40-yard attempt to tie the game, 13-13.

On Kansas City's opening possession of the second half, the Chiefs put together a 10-play, 77-yard scoring drive that culminated in an 11-yard touchdown catch by Hill. However, the extra point attempt failed as Kansas City went ahead, 19-13. The Titans immediately responded on the following drive. Tannehill threw a six-yard pass to RB **Derrick Henry**, and on the next play Henry took off for a 68-yard touchdown run as the Titans retook the lead, 20-19.

Kansas City took the lead again in the third quarter on a 10-play, 50-yard scoring drive. The Chiefs' 43-yard field goal attempt was successful, as Kansas City went ahead 22-20.

In the fourth quarter, the Chiefs extended their lead to 29-20. Mahomes connected with Chiefs WR **Mecole Hardman** for a 63-yard touchdown to make it a two-possession game. However, on the following Tennessee drive, Henry added his second score of the day on a one-yard rushing touchdown. The Titans cut the lead, 29-27. On the net Kansas City possession, Butker tacked on his fourth field goal of the day to increase the Chiefs lead, 32-27.

Later in the fourth quarter, with 1:27 remaining to play and the Chiefs lining up to attempt a field goal on fourth down, Chiefs LS **James Winchester** and Chiefs P **Dustin Colquitt** botched the snap. Colquitt threw the ball away and was penalized for intentional grounding, as Tennessee took over at their own 39-yard line. Tannehill scrambled for 18 yards and connected with Firkser for a 20-yard pass before he ultimately threw a 23-yard go-ahead touchdown pass to WR **Adam Humphries**. Tennessee opted to attempt a two-point conversion, and the try was successful as Tannehill rushed into the end

zone for two points to put the Titans up, 35-32.

Kansas City took possession of the ball with 23 seconds remaining on the clock, and Mahomes swiftly tossed a 23-yard pass to Chiefs WR **Demarcus Robinson** to enter Titans territory. Ultimately, Kansas City lined up to attempt what would have been a game-tying 52-yard field goal. However, the kick was blocked by DB **Joshua Kalu** who quickly came off the edge, and the ball was recovered by CB **LeShaun Sims** to seal a Titans victory.

### SCORING

	1	2	3	4	Final
Kansas City	10	3	9	10	32
Tennessee	0	13	7	15	35

TEAM	SCORING PLAY	TIME
Chiefs	T.Kelce 3 yd. pass from P.Mahomes (H.Butker kick)	1-9:19
Chiefs	H.Butker 30 yd. Field Goal	1-4:43
Titans	A.Firkser 9 yd. pass from R.Tannehill (R.Succop kick)	2-10:23
Titans	R.Evans 53 yd. fumble return (kick failed, wl)	2-6:14
Chiefs	H.Butker 41 yd. Field Goal	2-1:12
Chiefs	T.Hill 11 yd. pass from P.Mahomes (kick failed, wl)	3-6:54
Titans	D.Henry 68 yd. run (R.Succop kick)	3-5:58
Chiefs	H.Butker 43 yd. Field Goal	3-1:58
Chiefs	M.Hardman 63 yd. pass from P.Mahomes (H.Butker kick)	4-11:54
Titans	D.Henry 1 yd. run (R.Succop kick)	4-6:26
Chiefs	H.Butker 39 yd. Field Goal	4-3:14
Titans	A.Humphries 23 yd. pass from R.Tannehill (R.Tannehill run)	4-0:23

Missed FGs: None

Attendance: 68,864

Time of Game: 3:12

Weather: Sunny, 63° F, wind SW 9 mph

Referee: Tony Corrente



TEAM STATISTICS

	Chiefs	Titans
TOTAL FIRST DOWNS	28	19
THIRD DOWN EFFICIENCY	7-14-50%	2-8-25%
FOURTH DOWN EFFICIENCY	1-2-50%	0-1-0%
TOTAL NET YARDS	530	371
Plays - Avg.	78-6.8	49-7.6
NET YARDS RUSHING	97	225
Rushes - Avg.	25-3.9	26-8.7
NET YARDS PASSING	433	146
Sacks - Yards Lost	2-13	4-35
PASS ATT-COMP-INT	51-36-0	19-13-0
PUNTS - Avg.	1-26.0	4-51.0
Net Punting Average	26.0	49.8
PUNT RETURNS - Yards	1-5	0-0
KICKOFF RETURNS - Yards	4-90	3-46
INTERCEPTIONS - Yards	0-0	0-0
PENALTIES Number and Yards	9-80	8-64
FUMBLES - Lost	2-1	1-1
TOUCHDOWNS	3	5
EXTRA POINTS Made-Attempts	2-3	4-5
RED ZONE EFFICIENCY	2-3-67%	2-2-100%
GOAL TO GO EFFICIENCY	1-1-100%	2-2-100%
SAFETIES	0	0
GIVEAWAYS	1	1
TAKEAWAYS	1	1
TIME OF POSSESSION	37:52	22:08

### CHIEFS STARTERS

OFFENSE		DEFENSE	
WR 10	T.Hill	LDE 90	E.Ogbah
LT 75	C.Erving	LDT 91	D.Nnadi
LG 74	M.Rankin	RDT 95	C.Jones
C 62	A.Reiter	RDE 92	T.Kpassagnon
RG 77	A.Wylie	LB 53	A.Hitchens
RT 71	M.Schwartz	LB 54	D.Wilson
TE 87	T.Kelce	LB 59	R.Ragland
WR 14	S.Watkins	LCB 21	B.Breeleand
QB 15	P.Mahomes	RCB 35	C.Ward
RB 26	Dam.Williams	FS 22	J.Thornhill
WR 11	D.Robinson	SS 32	T.Mathieu

### TITANS STARTERS

OFFENSE		DEFENSE	
WR 11	A.Brown	DE 98	J.Simmons
TE 81	J.Smith	NT 90	D.Jones
LT 77	T.Lewan	OLB 44	K.Correa
LG 76	R.Saffold	ILB 54	R.Evans
C 60	B.Jones	ILB 59	W.Woodyard
RG 64	N.Davis	OLB 58	H.Landry
RT 78	J.Conklin	CB 26	L.Ryan
TE 85	M.Pruitt	SS 24	K.Vaccaro
WR 19	T.Sharpe	FS 31	K.Byard
QB 17	R.Tannehill	CB 25	A.Jackson
RB 22	D.Henry	CB 36	L.Sims

### CHIEFS INDIVIDUAL STATISTICS

Rushing	Att	Yds	Avg	Lg	TD
Dam.Williams	19	77	4.1	15	0
S.Watkins	2	12	6.0	11	0
D.Williams	2	6	3.0	5	0
T.Hill	1	3	3.0	3	0
D.Thompson	1	-1	-1.0	-1	0
<b>Total</b>	<b>25</b>	<b>97</b>	<b>3.9</b>	<b>15</b>	<b>0</b>

Passing	Att	Cmp	Yds	TD	Lg	IN	Rt
P.Mahomes	50	36	446	3	63	0	119.2
D.Colquitt	1	0	0	0	0	0	39.6
<b>Total</b>	<b>51</b>	<b>36</b>	<b>446</b>	<b>3</b>	<b>63</b>	<b>0</b>	<b>117.0</b>

Receiving	No	Yds	Avg	Lg	TD
T.Hill	11	157	14.3	39	1
T.Kelce	7	75	10.7	17	1
S.Watkins	5	39	7.8	10	0
Dam.Williams	5	32	6.4	10	0
D.Robinson	4	56	14.0	23	0
M.Hardman	1	63	63.0	63	1
D.Williams	1	9	9.0	9	0
D.Thompson	1	8	8.0	8	0
D.Yelder	1	7	7.0	7	0
<b>Total</b>	<b>36</b>	<b>446</b>	<b>12.4</b>	<b>63</b>	<b>3</b>

Interceptions	No	Yds	Avg	Lg	TD
None					

### Leading Tacklers (Press Box Totals)

D. Sorensen 9-6-3; C. Jones 7-4-3; A. Hitchens 5-4-1; J. Thornhill 5-2-3

Sacks: C. Jones 2; F. Clark 1; E. Ogbah 1

FF: C. Jones 1 FR: T. Kpassagnon 1

### TITANS INDIVIDUAL STATISTICS

Rushing	Att	Yds	Avg	Lg	TD
D.Henry	23	188	8.2	68	2
R.Tannehill	3	37	12.3	18	0
<b>Total</b>	<b>26</b>	<b>225</b>	<b>8.7</b>	<b>68</b>	<b>2</b>

Passing	Att	Cmp	Yds	TD	Lg	IN	Rt
R.Tannehill	19	13	181	2	52	0	1133.9
<b>Total</b>	<b>19</b>	<b>13</b>	<b>181</b>	<b>2</b>	<b>52</b>	<b>0</b>	<b>1133.9</b>

Receiving	No	Yds	Avg	Lg	TD
J.Smith	4	30	7.5	9	0
A.Firkser	3	36	12.0	20	1
D.Henry	2	3	1.5	6	0
K.Raymond	1	52	52.0	52	0
A.Humphries	1	23	23.0	23	1
T.Sharpe	1	20	20.0	20	0
A.Brown	1	17	17.0	17	0
<b>Total</b>	<b>13</b>	<b>181</b>	<b>13.9</b>	<b>52</b>	<b>2</b>

Interceptions	No	Yds	Avg	Lg	TD
None					

### Leading Tacklers (Coaching Totals)

L. Ryan 13-10-3; L. Sims 12-8-4; D. Long 11-5-6

Sacks: R. Evans 1; H. Landry 1

FF: D. Long 1 FR: R. Evans 1

# 2019 TITANS GAME-BY-GAME SUMMARIES



## Week 12: Titans 42, Jaguars 20 Sunday, Nov. 24, 2019 • 3:05 p.m. CT • Nissan Stadium



### GAME RECAP

In Week 12 of the 2019 season, the Titans hosted the AFC South opponent Jacksonville Jaguars and won by a score of 42-20. Tennessee accumulated 471 total net yards on offense, including 248 net yards in the third quarter alone.

Both teams held each other scoreless through the first quarter. Tennessee got on the board first in the second stanza, as QB **Ryan Tannehill** led the offense on a seven-play, 73-yard scoring drive. With help from a 24-yard reception by WR **Corey Davis**, Tannehill ran into the end zone for a 21-yard touchdown and a 7-0 lead. Jacksonville responded on their following possession, as Jaguars QB **Nick Foles** led his team on a scoring drive that culminated in a 49-yard field goal, 7-3.

The Titans tied a franchise record by racking up 28 total points in the third quarter and scoring on three consecutive scrimmage plays. First, Tannehill tossed a one-yard touchdown pass to T/G **Dennis Kelly** for a 14-3 lead. After forcing Jacksonville to punt on the ensuing drive, RB **Derrick Henry** took a handoff and raced 74 yards into the end zone for a one-play scoring drive and a 21-3 lead. As Tennessee kicked the ball off after the touchdown, LB **Daren Bates** forced Jaguars KR **Michael Walker** to fumble the ball on the return. Bates recovered the ball to give the Titans possession at the Jacksonville seven-yard line. Henry again took the ball and on the first play immediately ran into the end zone for a 28-3 lead. Henry became the first player since 2006 to record two touchdowns in a 20-second span. The Titans then added their fourth touchdown of the quarter, as WR **A.J. Brown** took a Tannehill pass 65 yards to extend the lead to 35-3.

Later in the third quarter, Jacksonville strung together a 12-play scoring drive. With first down receptions by Jaguars WRs **Dede Westbrook** and **Keelan Cole**, as well as one rushing and one receiving first down by Jaguars RB **Leonard Fournette**, Fournette ultimately ran in a one-yard score. Jacksonville's two-point conversion attempt was successful as Foles connected with Jaguars WR **DJ Chark** to cut the lead, 35-11.

In the fourth quarter, Fournette ran in his second one-yard touchdown of the day. However, Jacksonville's two-point conversion attempt was unsuccessful, 35-17. On the following Tennessee possession, the Titans put together a quick, four-play scoring drive

that saw Tannehill rush for a three-yard score to extend the lead, 42-17.

Jacksonville added a 50-yard field goal in the fourth quarter to make it a 42-20 game, but ultimately the Titans preserved the lead and won a divisional game at home.

### SCORING

	1	2	3	4	Final
Jacksonville	0	3	8	9	20
Tennessee	0	7	28	7	42

TEAM	SCORING PLAY	TIME
Titans	R.Tannehill 21 yd. run (R.Succop kick)	2-6:29
Jaguars	J.Lambo 49 yd. Field Goal	2-1:50
Titans	D.Kelly 1 yd. pass from R.Tannehill (R.Succop kick)	3-13:13
Titans	D.Henry 74 yd. run (R.Succop kick)	3-10:40
Titans	D.Henry 7 yd. run (R.Succop kick)	3-10:24
Titans	A.Brown 65 yd. pass from R.Tannehill (R.Succop kick)	3-6:57
Jaguars	L.Fournette 1 yd. run (N.Foles-D.Chark Jr. pass)	3-2:23
Jaguars	L.Fournette 1 yd. run (pass failed)	4-11:50
Titans	R.Tannehill 3 yd. run (R.Succop kick)	4-9:47
Jaguars	J.Lambo 50 yd. Field Goal (13-56, 4:59)	4-4:48

Missed FGs: None

Attendance: 60,926

Time of Game: 3:01

Weather: Sunny, 52° F, wind WSW 9 mph

Referee: Shawn Smith



TEAM STATISTICS

	Jaguars	Titans
TOTAL FIRST DOWNS	23	21
THIRD DOWN EFFICIENCY	7-18-39%	4-8-50%
FOURTH DOWN EFFICIENCY	1-2-50%	0-0-0%
TOTAL NET YARDS	369	471
Plays - Avg.	78-4.7	52-9.1
NET YARDS RUSHING	117	219
Rushes - Avg.	27-4.3	33-6.6
NET YARDS PASSING	252	252
Sacks - Yards Lost	3-20	1-7
PASS ATT-COMP-INT	48-32-0	18-14-0
PUNTS - Avg.	6-48.0	3-44.0
Net Punting Average	44.3	45.7
PUNT RETURNS - Yards	2--5	2-22
KICKOFF RETURNS - Yards	7-157	2-34
INTERCEPTIONS - Yards	0-0	0-0
PENALTIES Number and Yards	11-104	6-54
FUMBLES - Lost	1-1	2-2
TOUCHDOWNS	2	6
EXTRA POINTS Made-Attempts	1-2	6-6
RED ZONE EFFICIENCY	2-2-100%	3-4-75%
GOAL TO GO EFFICIENCY	2-2-100%	2-3-67%
SAFETIES	0	0
GIVEAWAYS	2	1
TAKEAWAYS	1	2
TIME OF POSSESSION	36:56	23:04

### JAGUARS STARTERS

OFFENSE		DEFENSE	
WR 18	C.Conley	DE 91	Y.Ngakoue
LT 74	C.Robinson	NT 95	A.Jones
LG 68	A.Norwell	DT 90	T.Bryan
C 65	B.Linder	DE 93	C.Campbell
RG 60	A.Cann	WLB 56	Q.Williams
RT 75	J.Taylor	MLB 44	M.Jack
TE 83	B.Koyack	SLB 48	L.Jacobs
TE 86	N.O'Leary	LCB 37	T.Herndon
QB 7	N.Foles	FS 26	J.Wilson
RB 27	L.Fournette	SS 36	R.Harrison
WR 17	D.Chark Jr.	RCB 21	A.Bouye

### TITANS STARTERS

OFFENSE		DEFENSE	
WR 84	C.Davis	DE 98	J.Simmons
TE 81	J.Smith	NT 90	D.Jones
LT 77	T.Lewan	DT 99	J.Casey
LG 76	R.Saffold	OLB 44	K.Correa
C 60	B.Jones	ILB 54	R.Evans
RG 64	N.Davis	ILB 55	J.Brown
RT 78	J.Conklin	OLB 58	H.Landry
WR 19	T.Sharpe	CB 26	L.Ryan
QB 17	R.Tannehill	SS 24	K.Vaccaro
FB 41	K.Blasingame	FS 31	K.Byard
RB 22	D.Henry	CB 25	A.Jackson

### JAGUARS INDIVIDUAL STATISTICS

Rushing	Att	Yds	Avg	Lg	TD
L.Fournette	24	97	4.0	16	2
N.Foles	3	20	6.7	13	0
<b>Total</b>	<b>27</b>	<b>117</b>	<b>4.3</b>	<b>16</b>	<b>2</b>

Passing	Att	Cmp	Yds	TD	Lg	IN	Rt
N.Foles	48	32	272	0	27	0	81.3
<b>Total</b>	<b>48</b>	<b>32</b>	<b>272</b>	<b>0</b>	<b>27</b>	<b>0</b>	<b>81.3</b>

Receiving	No	Yds	Avg	Lg	TD
L.Fournette	9	62	6.9	27	0
D.Westbrook	8	69	8.6	22	0
D.Chark Jr.	5	38	7.6	12	0
C.Conley	4	49	12.3	16	0
N.O'Leary	4	36	9.0	15	0
K.Cole	2	18	9.0	14	0
<b>Total</b>	<b>32</b>	<b>272</b>	<b>8.5</b>	<b>27</b>	<b>0</b>

Interceptions	No	Yds	Avg	Lg	TD
None					

**Leading Tacklers (Press Box Totals)**  
M. Jack 7-6-1; Q. Williams 6-4-2; A. Wingard 5-3-2

**Sacks:** Y. Ngakoue 1  
**FF:** Y. Ngakoue 1; C. Campbell 1 **FR:** Y. Ngakoue 1; A. Jones 1

### TITANS INDIVIDUAL STATISTICS

Rushing	Att	Yds	Avg	Lg	TD
D.Henry	19	159	8.4	74	2
R.Tannehill	7	40	5.7	21	2
D.Lewis	5	21	4.2	8	0
J.Smith	1	4	4.0	4	0
K.Raymond	1	-5	-5.0	-5	0
<b>Total</b>	<b>33</b>	<b>219</b>	<b>6.6</b>	<b>74</b>	<b>4</b>

Passing	Att	Cmp	Yds	TD	Lg	IN	Rt
R.Tannehill	18	14	259	2	65	0	155.8
<b>Total</b>	<b>18</b>	<b>14</b>	<b>259</b>	<b>2</b>	<b>65</b>	<b>0</b>	<b>155.8</b>

Receiving	No	Yds	Avg	Lg	TD
A.Brown	4	135	33.8	65	1
A.Humphries	3	20	6.7	8	0
C.Davis	2	29	14.5	24	0
D.Lewis	1	24	24.0	24	0
M.Pruitt	1	20	20.0	20	0
D.Henry	1	16	16.0	16	0
K.Raymond	1	14	14.0	14	0
D.Kelly	1	1	1.0	1	1
<b>Total</b>	<b>14</b>	<b>259</b>	<b>18.5</b>	<b>65</b>	<b>2</b>

Interceptions	No	Yds	Avg	Lg	TD
None					

**Leading Tacklers (Coaching Totals)**  
J. Brown 16-11-5; K. Byard 11-4-7; A. Jackson 10-8-2

**Sacks:** K. Vaccaro 1; H. Landry 1; R. Evans 1  
**FF:** None **FR:** None

# 2019 TITANS GAME-BY-GAME SUMMARIES



## Week 13: Titans 31, Colts 17 Sunday, Dec. 1, 2019 • 1:00 p.m. ET • Lucas Oil Stadium



### GAME RECAP

In Week 13 of the 2019 season, the Titans traveled to Indianapolis and won by a score of 31-17. This marked Tennessee's third consecutive victory, and the third consecutive game in which the Titans scored 30 or more points. Tennessee forced three turnovers and blocked two field goals in the win.

On the first play of the game RB **Derrick Henry** recorded a nine-yard rush, but turned the ball over as Colts LB **Anthony Walker** forced Henry to fumble. Colts S **Malik Hooker** recovered the fumble which gave Indianapolis possession at the Tennessee 39-yard line. Indianapolis capitalized on the turnover as Colts QB **Jacoby Brissett** tossed a 21-yard touchdown pass to Colts TE **Jack Doyle** for an early 7-0 lead. However, the Titans responded immediately on the ensuing possession. With help from a 23-yard reception by WR **Corey Davis**, and a 13-yard catch by WR **A.J. Brown**, QB **Ryan Tannehill** tossed a 13-yard score to WR **Adam Humphries** to tie the game, 7-7.

Later in the first quarter, Tannehill was strip-sacked by Colts LB **Bobby Okereke** and the ball was recovered by Colts DE **Justin Houston**. The Titans defense held Indianapolis to a field goal attempt, but as Colts K **Adam Vinatieri** attempted a 53-yard kick, DL **Austin Johnson** blocked the ball to keep the game tied, 7-7.

In the second quarter, Indianapolis constructed an 11-play, 80-yard scoring drive with help from 18 and 19-yard catches by Colts WR **Marcus Johnson**. Vinatieri converted a 28-yard field goal to give Indianapolis a 10-7 lead.

Indianapolis opened the second half with an 11-play, 75-yard scoring drive that saw Colts RB **Nyheim Hines** rush for a one-yard touchdown and a 17-7 lead. But, on the ensuing Tennessee possession, the Titans manufactured their own 75-yard scoring drive. Henry accounted for a 34-yard rush to move the chains, and he ultimately recorded a 13-yard rushing score on fourth-and-one to inch closer to Indianapolis, 17-14. On the Colts' next offensive play, Brissett was intercepted by S **Kevin Byard** who returned the ball 21 yards to the Indianapolis 14-yard line. The Titans capitalized on the turnover as K **Ryan Succop** converted a 31-yard field goal for a 17-17 tie.

In the fourth quarter, with Indianapolis driving, OLB **Kamalei Correa** sacked Brissett on third down at the Tennessee 27-yard line. Vinatieri lined up to attempt a 46-yard field goal, but DB **Dane Cruikshank** blocked the kick and it was recovered by CB **Tye Smith**. Smith raced

for a 63-yard touchdown as Tennessee went ahead, 24-17. Brissett was then intercepted by CB **Logan Ryan** who returned the ball 16 yards. The Titans capitalized on the turnover, as Tannehill tossed a 40-yard touchdown bomb to WR **Kalif Raymond**. Tennessee increased the lead to 31-17, and preserved the score to seal a divisional road victory.

### SCORING

	1	2	3	4	Final
Tennessee	7	0	10	14	31
Indianapolis	7	3	7	0	17

TEAM	SCORING PLAY	TIME
Colts	J.Doyle 21 yd. pass from J.Brissett (A.Vinatieri kick)	1-11:03
Titans	A.Humphries 13 yd. pass from R.Tannehill (R.Succop kick)	1-5:05
Colts	A.Vinatieri 28 yd. Field Goal	2-6:07
Colts	N.Hines 1 yd. run (A.Vinatieri kick)	3-10:23
Titans	D.Henry 13 yd. run (R.Succop kick)	3-5:52
Titans	R.Succop 31 yd. Field Goal	3-4:26
Titans	T.Smith 63 yd. return of blocked field goal (R.Succop kick)	4-5:02
Titans	K.Raymond 40 yd. pass from R.Tannehill (R.Succop kick)	4-3:02

Missed FGs: A. Vinatieri 55WR, 53B, 46B

Attendance: 60,361

Time of Game: 3:07

Weather: Indoors

Referee: Carl Cheffers



TEAM STATISTICS

	Titans	Colts
TOTAL FIRST DOWNS	15	22
THIRD DOWN EFFICIENCY	5-13-38%	5-12-42%
FOURTH DOWN EFFICIENCY	1-1-100%	0-0-0%
TOTAL NET YARDS	292	391
Plays - Avg.	58-5.0	67-5.8
NET YARDS RUSHING	154	82
Rushes - Avg.	30-5.1	24-3.4
NET YARDS PASSING	138	309
Sacks - Yards Lost	6-44	3-10
PASS ATT-COMP-INT	22-17-0	40-25-2
PUNTS - Avg.	5-48.8	3-49.3
Net Punting Average	42.4	46.7
PUNT RETURNS - Yards	2-8	2-32
KICKOFF RETURNS - Yards	0-0	1-15
INTERCEPTIONS - Yards	2-37	0-0
PENALTIES Number and Yards	3-33	6-40
FUMBLES - Lost	2-2	1-1
TOUCHDOWNS	4	2
EXTRA POINTS Made-Attempts	4-4	2-2
RED ZONE EFFICIENCY	2-3-67%	2-3-67%
GOAL TO GO EFFICIENCY	0-0-0%	1-2-50%
SAFETIES	0	0
GIVEAWAYS	2	3
TAKEAWAYS	3	2
TIME OF POSSESSION	27:29	32:31

### TITANS STARTERS

OFFENSE		DEFENSE	
WR 84	C.Davis	DE 98	J.Simmons
TE 81	J.Smith	NT 90	D.Jones
LT 77	T.Lewan	DT 99	J.Casey
LG 76	R.Saffold	OLB 44	K.Correa
C 60	B.Jones	ILB 54	R.Evans
RG 64	N.Davis	ILB 55	J.Brown
RT 78	J.Conklin	OLB 58	H.Landry
WR 14	K.Raymond	CB 26	L.Ryan
WR 11	A.Brown	SS 24	K.Vaccaro
QB 17	R.Tannehill	FS 31	K.Byard
RB 22	D.Henry	CB 25	A.Jackson

### COLTS STARTERS

OFFENSE		DEFENSE	
TE 86	M.Lengel	DE 99	J.Houston
LT 74	A.Castonzo	NT 90	G.Stewart
LG 56	Q.Nelson	UT 96	D.Autry
C 78	R.Kelly	DE 93	J.Sheard
RG 64	M.Glowinski	WLB 53	D.Leonard
RT 72	B.Smith	MLB 50	A.Walker
TE 84	J.Doyle	CB 34	R.Ya-Sin
WR 14	Z.Pascal	CB 23	K.Moore II
QB 7	J.Brissett	FS 29	M.Hooker
TE 43	R.Travis	SS 37	K.Willis
RB 21	N.Hines	CB 35	P.Desir

### TITANS INDIVIDUAL STATISTICS

Rushing	Att	Yds	Avg	Lg	TD
D.Henry	26	149	5.7	34	1
R.Tannehill	4	5	1.3	8	0
<b>Total</b>	<b>30</b>	<b>154</b>	<b>5.1</b>	<b>34</b>	<b>1</b>

Passing	Att	Cmp	Yds	TD	Lg	IN	Rt
R.Tannehill	22	17	182	2	40	0	131.3
<b>Total</b>	<b>22</b>	<b>17</b>	<b>182</b>	<b>2</b>	<b>40</b>	<b>0</b>	<b>0131.3</b>

Receiving	No	Yds	Avg	Lg	TD
A.Brown	3	45	15.0	16	0
A.Firkser	3	22	7.3	13	0
D.Henry	3	17	5.7	9	0
C.Hollister	2	13	6.5	11	0
J.Smith	2	0	0.0	2	0
K.Raymond	1	40	40.0	40	1
C.Davis	1	23	23.0	23	0
A.Humphries	1	13	13.0	13	1
D.Lewis	1	9	9.0	9	0
<b>Total</b>	<b>17</b>	<b>182</b>	<b>10.7</b>	<b>40</b>	<b>2</b>

Interceptions	No	Yds	Avg	Lg	TD
K.Byard	1	21	21.0	21	0
L.Ryan	1	16	16.0	16	0
<b>Total</b>	<b>2</b>	<b>37</b>	<b>18.5</b>	<b>21</b>	<b>0</b>

**Leading Tacklers (Coaching Totals)**  
J. Brown 10-7-3; K. Orr 9-7-2; L. Ryan 9-6-3

**Sacks:** K. Correa 1; H. Landry 1; J. Casey 1  
**FF:** T. Smith 1 **FR:** K. Correa 1

### COLTS INDIVIDUAL STATISTICS

Rushing	Att	Yds	Avg	Lg	TD
J.Wilkins	11	47	4.3	15	0
N.Hines	4	22	5.5	14	1
J.Williams	8	14	1.8	10	0
J.Brissett	1	-1	-1.0	-1	0
<b>Total</b>	<b>24</b>	<b>82</b>	<b>3.4</b>	<b>15</b>	<b>1</b>

Passing	Att	Cmp	Yds	TD	Lg	IN	Rt
J.Brissett	40	25	319	1	26	2	74.9
<b>Total</b>	<b>40</b>	<b>25</b>	<b>319</b>	<b>1</b>	<b>26</b>	<b>2</b>	<b>74.9</b>

Receiving	No	Yds	Avg	Lg	TD
Z.Pascal	7	109	15.6	26	0
J.Doyle	6	73	12.2	21	1
M.Johnson	4	55	13.8	19	0
R.Travis	2	31	15.5	25	0
N.Hines	2	18	9.0	11	0
J.Wilkins	2	9	4.5	5	0
A.Dulin	1	13	13.0	13	0
J.Williams	1	11	11.0	11	0
<b>Total</b>	<b>25</b>	<b>319</b>	<b>12.8</b>	<b>26</b>	<b>1</b>

Interceptions	No	Yds	Avg	Lg	TD
None					

**Leading Tacklers (Press Box Totals)**  
A. Walker 12-8-4; D. Leonard 11-5-6; D. Autry 6-5-1; P. Desir 6-5-1

**Sacks:** D. Leonard 2; B. Okereke 1; J. Sheard 1; A. Walker 0.5; D. Autry 0.5; K. Moore II 0.5; G. Odum 0.5  
**FF:** A. Walker 1; B. Okereke 1 **FR:** M. Hooker 1; J. Houston 1

# 2019 TITANS GAME-BY-GAME SUMMARIES



## Week 14: Titans 42, Raiders 21 Sunday, Dec. 8, 2019 • 1:25 p.m. PT • Oakland-Alameda County Coliseum

### GAME RECAP

In Week 14 of the 2019 season, the Titans traveled to Oakland to face the Raiders and won by a score of 42-21. The offense totaled 552 net yards, which marked sixth-highest single-game figure in franchise history, and the defense recorded a shutout in the second half of the contest to secure Tennessee's sixth victory in seven games.

On Tennessee's opening possession, the offense swiftly drove down the field and entered the red zone. However, at the Oakland 19-yard line QB **Ryan Tannehill's** pass was deflected by Raiders DE **Dion Jordan** and intercepted by Raiders DT **Maurice Hurst**, who returned the ball to the Tennessee 24-yard line. Oakland capitalized on the turnover and got on the board first as Raiders RB **DeAndre Washington** ran in a 14-yard score for a 7-0 lead.

The Titans immediately responded with a 74-yard scoring drive of their own. Tannehill connected with FB/RB **Khari Blasingame** and TE **Jonnu Smith** for first downs, and RB **Derrick Henry** rushed for a first down. Ultimately Henry ran into the end zone for a 12-yard touchdown and a tie game, 7-7.

In the second quarter, starting at their own nine-yard line, the Titans recorded a one-play scoring drive. Tannehill threw a 91-yard touchdown pass to WR **A.J. Brown** as the Titans took a 14-7 lead. On the ensuing Oakland drive, Raiders QB **Derek Carr** tossed a 49-yard touchdown pass to Raiders WR **Rico Gafford** to tie the game, 14-14. The Tennessee offense immediately responded with a 77-yard scoring drive. Brown caught a 22-yard pass, and WR **Corey Davis** added a 24-yard reception, as Tannehill then connected with Brown for a 16-yard touchdown and a 21-14 lead. Oakland responded again with a 71-yard scoring drive on the ensuing possession, that saw Carr toss a one-yard touchdown pass to Raiders TE **Foster Moreau** to once again knot the score, 21-21.

In the third quarter, Tennessee took the lead and maintained it for the remainder of the contest. Blasingame caught a 23-yard pass, Davis grabbed a 10-yard reception, and TE **MyCole Pruitt** made a career-long 42-yard catch before Henry rushed in for a 10-yard touchdown. The Titans went ahead, 28-21.

The Titans tacked on two more touchdowns in the fourth quarter, one on offense and one on defense. WR **Tajae Sharpe**, WR **Kalif Raymond**, and Brown contributed first down receptions, and Henry added a 24-yard gain on the ground as part of a nine-play, 89-yard scoring drive. The series concluded with Smith making a 17-yard touchdown catch for a 35-21 lead.

On the following Oakland possession, Carr connected with Raiders TE **Darren Waller** for a three-yard gain, but CB **Tye Smith** caused Waller to fumble the ball. LB **Jayon Brown** scooped up the ball and scored on a 47-yard touchdown return for a 42-21 lead. Tennessee preserved the score and sealed a road victory.

### SCORING

	1	2	3	4	Final
Tennessee	7	14	7	14	42
Oakland	7	14	0	0	21

TEAM	SCORING PLAY	TIME
Raiders	D.Washington 14 yd. run (D.Carlson kick)	1-7:43
Titans	D.Henry 12 yd. run (R.Succop kick)	1-3:21
Titans	A.Brown 91 yd. pass from R.Tannehill (R.Succop kick)	2-14:04
Raiders	R.Gafford 49 yd. pass from D.Carr (D.Carlson kick)	2-10:43
Titans	A.Brown 16 yd. pass from R.Tannehill (R.Succop kick)	2-6:52
Raiders	F.Moreau 1 yd. pass from D.Carr (D.Carlson kick)	2-0:24
Titans	D.Henry 10 yd. run (R.Succop kick)	3-5:36
Titans	J.Smith 17 yd. pass from R.Tannehill (R.Succop kick)	4-14:29
Titans	J.Brown 46 yd. fumble return (R.Succop kick)	4-13:12

Missed FGs: R. Succop 42LU

Attendance: 52,760

Time of Game: 2:58

Weather: Cloudy, 59° F, wind W 5 mph

Referee: Brad Allen



### TEAM STATISTICS

	Titans	Raiders
TOTAL FIRST DOWNS	26	22
THIRD DOWN EFFICIENCY	8-11-73%	4-10-40%
FOURTH DOWN EFFICIENCY	0-0-0%	0-1-0%
TOTAL NET YARDS	552	356
Plays - Avg.	59-9.4	60-5.9
NET YARDS RUSHING	161	97
Rushes - Avg.	32-5.0	24-4.0
NET YARDS PASSING	391	259
Sacks - Yards Lost	0-0	2-4
PASS ATT-COMP-INT	27-21-1	34-25-0
PUNTS - Avg.	2-51.0	5-44.2
Net Punting Average	45.0	40.2
PUNT RETURNS - Yards	0-0	1-12
KICKOFF RETURNS - Yards	3-71	4-91
INTERCEPTIONS - Yards	0-0	1-55
PENALTIES Number and Yards	4-21	3-20
FUMBLES - Lost	0-0	1-1
TOUCHDOWNS	6	3
EXTRA POINTS Made-Attempts	6-6	3-3
RED ZONE EFFICIENCY	4-5-80%	2-3-67%
GOAL TO GO EFFICIENCY	1-1-100%	1-2-50%
SAFETIES	0	0
GIVEAWAYS	1	1
TAKEAWAYS	1	1
TIME OF POSSESSION	29:12	30:48

### TITANS STARTERS

OFFENSE		DEFENSE	
WR 84	C.Davis	DE 98	J.Simmons
TE 81	J.Smith	NT 90	D.Jones
LT 77	T.Lewan	DT 99	J.Casey
LG 76	R.Saffold	CB 23	T.Smith
C 60	B.Jones	ILB 54	R.Evans
RG 64	N.Davis	ILB 55	J.Brown
RT 78	J.Conklin	OLB 58	H.Landry
WR 11	A.Brown	CB 26	L.Ryan
TE 85	M.Pruitt	SS 24	K.Vaccaro
QB 17	R.Tannehill	FS 31	K.Byard
RB 22	D.Henry	CB 35	T.Brock

### RAIDERS STARTERS

OFFENSE		DEFENSE	
WR 12	Z.Jones	DE 96	C.Ferrell
LT 74	K.Miller	DT 92	P.Hall
LG 64	R.Incognito	DT 90	J.Hankins
C 61	R.Hudson	DE 98	M.Crosby
RG 66	G.Jackson	SLB 59	T.Whitehead
RT 75	B.Parker	MLB 51	W.Compton
TE 83	D.Waller	WLB 52	M.Lee
WR 16	T.Williams	LCB 20	D.Worley
QB 4	D.Carr	RCB 27	T.Mullen
RB 33	D.Washington	FS 21	D.Swearinger
WR 10	R.Gafford	SS 25	E.Harris

### TITANS INDIVIDUAL STATISTICS

Rushing	Att	Yds	Avg	Lg	TD
D.Henry	18	103	5.7	24	2
D.Lewis	9	26	2.9	6	0
R.Tannehill	4	19	4.8	10	0
A.Brown	1	13	13.0	13	0
<b>Total</b>	<b>32</b>	<b>161</b>	<b>5.0</b>	<b>24</b>	<b>2</b>

Passing	Att	Cmp	Yds	TD	Lg	IN	Rt
R.Tannehill	27	21	391	3	91	1	140.4
<b>Total</b>	<b>27</b>	<b>21</b>	<b>391</b>	<b>3</b>	<b>91</b>	<b>1</b>	<b>140.4</b>

Receiving	No	Yds	Avg	Lg	TD
A.Brown	5	153	30.6	91	2
T.Sharpe	4	25	6.3	9	0
J.Smith	3	29	9.7	17	1
K.Blasingame	2	47	23.5	24	0
C.Davis	2	34	17.0	24	0
M.Pruitt	1	42	42.0	42	0
A.Firkser	1	39	39.0	39	0
K.Raymond	1	11	11.0	11	0
D.Henry	1	6	6.0	6	0
D.Lewis	1	5	5.0	5	0
<b>Total</b>	<b>21</b>	<b>391</b>	<b>18.6</b>	<b>91</b>	<b>3</b>

Interceptions	No	Yds	Avg	Lg	TD
None					

### Leading Tacklers (Coaching Totals)

L. Ryan 13-5-8; T. Smith 8-6-2; K. Byard 8-5-3

Sacks: J. Simmons 1; K. Correa 1

FF: T. Smith 1 FR: J. Brown 1

### RAIDERS INDIVIDUAL STATISTICS

Rushing	Att	Yds	Avg	Lg	TD
D.Washington	14	53	3.8	14	1
J.Richard	7	28	4.0	10	0
D.Carr	2	17	8.5	15	0
A.Ingold	1	-1	-1.0	-1	0
<b>Total</b>	<b>24</b>	<b>97</b>	<b>4.0</b>	<b>15</b>	<b>1</b>

Passing	Att	Cmp	Yds	TD	Lg	IN	Rt
D.Carr	34	25	263	2	49	0	115.2
<b>Total</b>	<b>34</b>	<b>25</b>	<b>263</b>	<b>2</b>	<b>49</b>	<b>0</b>	<b>115.2</b>

Receiving	No	Yds	Avg	Lg	TD
D.Waller	6	73	12.2	25	0
D.Washington	6	43	7.2	24	0
T.Williams	3	35	11.7	18	0
K.Doss	3	26	8.7	12	0
F.Moreau	3	14	4.7	7	1
J.Richard	2	18	9.0	11	0
R.Gafford	1	49	49.0	49	1
Z.Jones	1	5	5.0	5	0
<b>Total</b>	<b>25</b>	<b>263</b>	<b>10.5</b>	<b>49</b>	<b>2</b>

Interceptions	No	Yds	Avg	Lg	TD
M. Hurst	1	55	55.0	55	0
<b>Total</b>	<b>1</b>	<b>55</b>	<b>55.0</b>	<b>55</b>	<b>0</b>

### Leading Tacklers (Press Box Totals)

T. Whitehead 11-6-5; D. Worley 8-6-2; E. Harris 7-7-0

Sacks: None

FF: None FR: None



# 2019 TITANS GAME-BY-GAME SUMMARIES



## Week 15: Titans 21, Texans 24 Sunday, Dec. 15, 2019 • 12:00 p.m. CT • Nissan Stadium



### GAME RECAP

In Week 15 of the 2019 season, the Titans hosted the Texans for the first of two contests between the clubs in a three-week span. Tennessee fell to Houston at home, 24-21.

On Houston's opening possession, Texans QB **Deshaun Watson** drove his offense down the field into Titans' territory. On second-and-seven at the Tennessee 20-yard line, Watson's pass was intercepted at the one-yard line by S **Kenny Vaccaro** to end Houston's scoring threat and keep it a scoreless game. Later in the first quarter, QB **Ryan Tannehill** efficiently moved the offense into the red zone with help from a 22-yard reception by WR **Corey Davis** and a 23-yard rush by RB **Derrick Henry**. At the Houston five-yard line, Tannehill's pass was batted into the air by Texans S **Justin Reid** and intercepted by Texans OLB **Whitney Mercilus**, who returned the ball 86 yards. Houston capitalized on the turnover as Texans WR **Kenny Stills** caught a 12-yard touchdown pass for a 7-0 lead.

In the second quarter, Houston put together a nine-play, 72-yard scoring drive that culminated in a 16-yard touchdown catch by Stills. The Texans took a 14-0 lead into the half.

On Tennessee's opening possession of the second half, the Titans constructed their most time consuming scoring drive of the season, a nine-minute, 26-second possession that covered 76 yards. WR **A.J. Brown** contributed two first down catches, Davis added one, and Tannehill and Henry each rushed for a first down to help keep the chains moving. Ultimately, on fourth-and-goal, Tannehill ran into the end zone for a one-yard touchdown to cut the lead in half, 14-7.

Later in the third quarter, with Houston in the red zone, Watson attempted a pass from the Tennessee four-yard line. However, the ball was tipped by DL **Jeffery Simmons**, and intercepted by LB **Jayon Brown** in the end zone for a touchback. The Titans capitalized on the turnover, and with help from a 57-yard rush by TE **Jonnu Smith**, Tannehill tossed a five-yard touchdown to A.J. Brown for a tie game, 14-14.

On Houston's ensuing possession, the Texans regained the lead on a 75-yard scoring drive. Texans WR **DeAndre Hopkins** contributed a 35-yard reception as the possession culminated in a 10-yard score by Texans RB **Carlos Hyde** for a 21-14 lead. On the Texans following

possession, Houston tacked on a 29-yard field goal to extend the lead to 24-14.

The Titans took the field down by 10 points with 3:26 remaining in regulation. Tannehill connected on a 23-yard pass to Smith, a 12-yard ball to WR **Tajae Sharpe**, and a 19-yard catch to Davis to move the Titans down the field, before throwing an 11-yard touchdown to RB **Dion Lewis**. Tennessee came within three points of Houston, 24-21, but could not recover an onside kick and fell to the Texans.

### SCORING

	1	2	3	4	Final
Houston	0	14	0	10	24
Tennessee	0	0	7	14	21

TEAM	SCORING PLAY	TIME
Texans	K.Stills 12 yd. pass from D.Watson (K.Fairbairn kick)	2-9:59
Texans	K.Stills 16 yd. pass from D.Watson (K.Fairbairn kick)	2-3:14
Titans	R.Tannehill 1 yd. run (R.Succop kick)	3-5:34
Titans	A.Brown 5 yd. pass from R.Tannehill (R.Succop kick)	4-13:35
Texans	C.Hyde 10 yd. run (K.Fairbairn kick)	4-10:34
Texans	K.Fairbairn 29 yd. Field Goal	4-3:26
Titans	D.Lewis 11 yd. pass from R.Tannehill (R.Succop kick)	4-2:04

Missed FGs: R. Succop 45B

Attendance: 65,265

Time of Game: 3:02

Weather: Cloudy, 45° F, wind SE 4 mph

Referee: Bill Vinovich



### TEAM STATISTICS

	Texans	Titans
TOTAL FIRST DOWNS	23	24
THIRD DOWN EFFICIENCY	5-10-50%	4-10-40%
FOURTH DOWN EFFICIENCY	0-0-0%	1-2-50%
TOTAL NET YARDS	374	432
Plays - Avg.	63-5.9	67-6.4
NET YARDS RUSHING	140	163
Rushes - Avg.	35-4.0	28-5.8
NET YARDS PASSING	234	269
Sacks - Yards Lost	1-9	2-10
PASS ATT-COMP-INT	27-19-2	37-22-1
PUNTS - Avg.	4-46.3	3-48.3
Net Punting Average	41.5	48.3
PUNT RETURNS - Yards	0-0	2-19
KICKOFF RETURNS - Yards	2-54	3-55
INTERCEPTIONS - Yards	1-86	2-2
PENALTIES Number and Yards	5-27	4-30
FUMBLES - Lost	1-0	0-0
TOUCHDOWNS	3	3
EXTRA POINTS Made-Attempts	3-3	3-3
RED ZONE EFFICIENCY	3-5-60%	3-4-75%
GOAL TO GO EFFICIENCY	1-3-33%	2-3-67%
SAFETIES	0	0
GIVEAWAYS	2	1
TAKEAWAYS	1	2
TIME OF POSSESSION	31:20	28:40

### TEXANS STARTERS

OFFENSE		DEFENSE	
WR 10	D.Hopkins	DE 92	B.Dunn
LT 78	L.Tunsil	NT 98	D.Reader
LG 74	M.Scharping	DE 97	A.Blackson
C 66	N.Martin	OLB 59	W.Mercilus
RG 73	Z.Fulton	ILB 55	B.McKinney
RT 77	C.Clark	ILB 41	Z.Cunningham
TE 87	D.Fells	OLB 57	B.Scarlett
TE 88	J.Akins	CB 24	J.Joseph
WR 15	W.Fuller	CB 21	B.Roby
QB 4	D.Watson	S 39	T.Gipson
RB 23	C.Hyde	S 20	J.Reid

### TITANS STARTERS

OFFENSE		DEFENSE	
TE 86	A.Firkser	DE 98	J.Simmons
TE 81	J.Smith	NT 90	D.Jones
LT 77	T.Lewan	DT 99	J.Casey
LG 76	R.Saffold	ILB 54	R.Evans
C 60	B.Jones	ILB 55	J.Brown
RG 64	N.Davis	OLB 58	H.Landry
RT 78	J.Conklin	CB 26	L.Ryan
TE 85	M.Pruitt	SS 24	K.Vaccaro
WR 11	A.Brown	FS 31	K.Byard
QB 17	R.Tannehill	CB 35	T.Brock
RB 22	D.Henry	CB 23	T.Smith

### TEXANS INDIVIDUAL STATISTICS

Rushing	Att	Yds	Avg	Lg	TD
C.Hyde	26	104	4.0	11	1
D.Watson	7	32	4.6	12	0
D.Johnson	2	4	2.0	3	0
<b>Total</b>	<b>35</b>	<b>140</b>	<b>4.0</b>	<b>12</b>	<b>1</b>

Passing	Att	Cmp	Yds	TD	Lg	IN	Rt
D.Watson	27	19	243	2	35	2	92.1
<b>Total</b>	<b>27</b>	<b>19</b>	<b>243</b>	<b>2</b>	<b>35</b>	<b>2</b>	<b>92.1</b>

Receiving	No	Yds	Avg	Lg	TD
D.Hopkins	6	119	19.8	35	0
W.Fuller	5	61	12.2	31	0
K.Stills	3	35	11.7	16	2
D.Johnson	2	19	9.5	11	0
J.Akins	2	7	3.5	5	0
D.Fells	1	2	2.0	2	0
<b>Total</b>	<b>19</b>	<b>243</b>	<b>12.8</b>	<b>35</b>	<b>2</b>

Interceptions	No	Yds	Avg	Lg	TD
W. Mercilus	1	86	86.0	86	0
<b>Total</b>	<b>1</b>	<b>86</b>	<b>86.0</b>	<b>86</b>	<b>0</b>

**Leading Tacklers (Press Box Totals)**  
Z. Cunningham 14-10-4; B. McKinney 9-5-4; J. Reid 6-5-1

**Sacks:** C. Omenihu 1; Z. Cunningham 0.5; B. McKinney 0.5

**FF:** None **FR:** None

### TITANS INDIVIDUAL STATISTICS

Rushing	Att	Yds	Avg	Lg	TD
D.Henry	21	86	4.1	23	0
J.Smith	1	57	57.0	57	0
D.Lewis	3	10	3.3	6	0
R.Tannehill	3	10	3.3	10	1
<b>Total</b>	<b>28</b>	<b>163</b>	<b>5.8</b>	<b>57</b>	<b>1</b>

Passing	Att	Cmp	Yds	TD	Lg	IN	Rt
R.Tannehill	36	22	279	2	60	1	92.2
B.Kern	1	0	0	0	0	0	39.6
<b>Total</b>	<b>37</b>	<b>22</b>	<b>279</b>	<b>2</b>	<b>60</b>	<b>1</b>	<b>89.8</b>

Receiving	No	Yds	Avg	Lg	TD
A.Brown	8	114	14.3	60	1
J.Smith	5	60	12.0	23	0
C.Davis	3	57	19.0	22	0
T.Sharpe	2	28	14.0	16	0
D.Lewis	1	11	11.0	11	1
A.Firkser	1	7	7.0	7	0
K.Raymond	1	2	2.0	2	0
K.Blasingame	1	0	0.0	0	0
<b>Total</b>	<b>22</b>	<b>279</b>	<b>12.7</b>	<b>60</b>	<b>2</b>

Interceptions	No	Yds	Avg	Lg	TD
K. Vaccaro	1	2	2.0	2	0
J. Brown	1	0	0.0	0	0
<b>Total</b>	<b>2</b>	<b>2</b>	<b>1.0</b>	<b>2</b>	<b>0</b>

**Leading Tacklers (Coaching Totals)**  
K. Vaccaro 13-4-9; R. Evans 12-5-7; J. Brown 11-8-3

**Sacks:** K. Correa 1  
**FF:** L. Ryan 1 **FR:** None

# 2019 TITANS GAME-BY-GAME SUMMARIES



## Week 16: Titans 28, Saints 38 Sunday, Dec. 22, 2019 • 12:00 p.m. CT • Nissan Stadium



### GAME RECAP

In Week 16 of the 2019 season, the Titans hosted the Saints in the final home matchup of the regular season and fell to New Orleans by a score of 38-28.

In the first quarter, the Titans put together two touchdown scoring drives to take a 14-0 lead. First, QB **Ryan Tannehill** engineered a five-play, 73-yard possession that saw TE **Jonnu Smith** catch a 41-yard touchdown. Then, after forcing New Orleans to punt, Tennessee got the ball back and orchestrated a three-play scoring drive. Smith caught a 15-yard pass and RB **Dion Lewis** rushed for a six-yard gain, before WR **A.J. Brown** took a handoff and raced 49 yards into the endzone for a score and 14-0 lead.

New Orleans got on the board in the second quarter on a 13-play scoring drive. Saints QB **Drew Brees** connected with Saints WR **Michael Thomas** for a 19-yard first down to help move the chains, but on third down at the Tennessee 20-yard line, Brees was sacked by DT **Jurrell Casey** for a loss of nine. New Orleans settled for a 47-yard field goal to make it a 14-3 game.

Later in the second quarter, on a one-play scoring drive, Brees tossed a quick 61-yard touchdown pass to Saints TE **Jared Cook** to make it a 14-10 game.

On the Saints opening possession of the second half, New Orleans strung together a three-play scoring drive that saw Saints RB **Alvin Kamara** tack on a 40-yard rushing score. New Orleans took the lead, 17-14. After forcing Tennessee to punt, the Saints took possession of the ball and added another score. Brees threw two first down passes to Thomas, and one to each Saints WR **TreQuan Smith** and Kamara, before Kamara ran into the end zone for a one-yard touchdown. New Orleans took a 24-14 lead. The Titans immediately responded on the ensuing possession with a touchdown drive of their own. With help from a 22-yard reception by WR **Corey Davis**, Tannehill threw a 36-yard touchdown to WR **Tajae Sharpe** to make it a three-point game, 24-21. On the following drive, New Orleans then extended their lead, as Brees hit Cook for a 16-yard score and a 31-21 game.

In the fourth quarter, the Titans tacked on a six-play, 42-yard scoring drive. RB **Dalyn Dawkins** amassed 26 yards and two first downs on four carries, before Tannehill threw a seven-yard touchdown to Sharpe. Tennessee again made it a one-score game, 31-28 Saints.

Later in the fourth quarter, the Titans took possession of the ball needing a touchdown to go ahead and retake the lead. Tannehill connected with WR **Kalif Raymond** for a 22-yard

pass to move the Titans downfield, but Raymond fumbled the ball after contact. Saints DB **C.J. Gardner-Johnson** recovered it and ran 38 yards to give New Orleans possession at the Tennessee 25-yard line. The Saints took over with 4:06 remaining in regulation, and Brees quickly threw a two-yard touchdown to Thomas for a 38-28 lead.

Ultimately, the Titans could not overcome a 10-point deficit and fell to the Saints at home.

### SCORING

	1	2	3	4	Final
New Orleans	0	10	21	7	38
Tennessee	14	0	7	7	28

TEAM	SCORING PLAY	TIME
Titans	J.Smith 41 yd. pass from R.Tannehill (G.Joseph kick)	1-7:55
Titans	A.Brown 49 yd. run (G.Joseph kick)	1-4:50
Saints	W.Lutz 47 yd. Field Goal	2-13:36
Saints	J.Cook 61 yd. pass from D.Brees (W.Lutz kick)	2-2:23
Saints	A.Kamara 40 yd. run (W.Lutz kick)	3-14:00
Saints	A.Kamara 1 yd. run (W.Lutz kick)	3-7:08
Titans	T.Sharpe 36 yd. pass from R.Tannehill (G.Joseph kick)	3-4:25
Saints	J.Cook 16 yd. pass from D.Brees (W.Lutz kick)	3-1:18
Titans	T.Sharpe 7 yd. pass from R.Tannehill (G.Joseph kick)	4-7:27
Saints	M.Thomas 2 yd. pass from D.Brees (W.Lutz kick)	4-2:10

Missed FGs: None

Attendance: 66,756

Time of Game: 3:20

Weather: Cloudy, 50° F, wind NE 4 mph

Referee: Jerome Boger



### TEAM STATISTICS

	Saints	Titans
TOTAL FIRST DOWNS	23	17
THIRD DOWN EFFICIENCY	4-12-33%	5-13-38%
FOURTH DOWN EFFICIENCY	0-1-0%	0-1-0%
TOTAL NET YARDS	377	397
Plays - Avg.	66-5.7	58-6.8
NET YARDS RUSHING	102	149
Rushes - Avg.	23-4.4	26-5.7
NET YARDS PASSING	275	248
Sacks - Yards Lost	3-24	5-24
PASS ATT-COMP-INT	40-28-0	27-17-0
PUNTS - Avg.	5-48.8	7-42.7
Net Punting Average	41.4	39.7
PUNT RETURNS - Yards	4-21	3-37
KICKOFF RETURNS - Yards	5-162	4-83
INTERCEPTIONS - Yards	0-0	0-0
PENALTIES Number and Yards	11-70	6-56
FUMBLES - Lost	1-0	1-1
TOUCHDOWNS	5	4
EXTRA POINTS Made-Attempts	5-5	4-4
RED ZONE EFFICIENCY	3-3-100%	1-1-100%
GOAL TO GO EFFICIENCY	2-2-100%	0-0-0%
SAFETIES	0	0
GIVEAWAYS	0	1
TAKEAWAYS	1	0
TIME OF POSSESSION	31:04	28:56

### SAINTS STARTERS

OFFENSE		DEFENSE	
WR 13	M.Thomas	RDE 91	T.Hendrickson
LT 72	T.Armstead	DT 90	M.Brown
LG 62	N.Easton	DT 93	D.Onyemata
C 78	E.McCoy	LDE 94	C.Jordan
RG 64	W.Clapp	WILL 56	D.Davis
RT 71	R.Ramczyk	MLB 51	M.Te'o
TE 89	J.Hill	SAM 53	A.Klein
WR 11	D.Harris	LCB 25	E.Apple
QB 9	D.Brees	SS 22	C.Gardner-Johnson
RB 41	A.Kamara	FS 43	M.Williams
FB 7	T.Hill	RCB 23	M.Lattimore

### TITANS STARTERS

OFFENSE		DEFENSE	
WR 84	C.Davis	DE 90	D.Jones
TE 85	M.Pruitt	NT 94	A.Johnson
LT 77	T.Lewan	DT 99	J.Casey
LG 76	R.Saffold	ILB 54	R.Evans
C 60	B.Jones	ILB 55	J.Brown
RG 64	N.Davis	OLB 58	H.Landry
RT 78	J.Conklin	CB 26	L.Ryan
WR 11	A.Brown	SS 24	K.Vaccaro
QB 17	R.Tannehill	FS 31	K.Byard
FB 41	K.Blasingame	CB 35	T.Brock
RB 33	D.Lewis	CB 36	L.Sims

### SAINTS INDIVIDUAL STATISTICS

Rushing	Att	Yds	Avg	Lg	TD
A.Kamara	11	80	7.3	40	2
L.Murray	7	14	2.0	5	0
T.Hill	2	11	5.5	7	0
D.Brees	3	-3	-1.0	-1	0
<b>Total</b>	<b>23</b>	<b>102</b>	<b>4.4</b>	<b>40</b>	<b>2</b>

Passing	Att	Cmp	Yds	TD	Lg	IN	Rt
D.Brees	38	27	279	3	61	0	118.2
T.Hill	2	1	20	0	20	0	85.4
<b>Total</b>	<b>40</b>	<b>28</b>	<b>299</b>	<b>3</b>	<b>61</b>	<b>0</b>	<b>1116.6</b>

Receiving	No	Yds	Avg	Lg	TD
M.Thomas	12	136	11.3	26	1
A.Kamara	6	30	5.0	14	0
J.Cook	3	84	28.0	61	2
T.Hill	2	21	10.5	23	0
L.Murray	2	11	5.5	7	0
T.Smith	1	13	13.0	13	0
K.Hogan	1	4	4.0	4	0
D.Harris	1	0	0.0	0	0
<b>Total</b>	<b>28</b>	<b>299</b>	<b>10.7</b>	<b>61</b>	<b>3</b>

Interceptions	No	Yds	Avg	Lg	TD
None					

### Leading Tacklers (Press Box Totals)

D. Davis 11-9-2; C. Gardner-Johnson 8-5-3; P. Robinson 6-6-0

Sacks: A. Klein 2; D. Davis 1; C. Jordan 1; S. Tuttle 1  
FF: C. Gardner-Johnson 1 FR: C. Gardner-Johnson 1

### TITANS INDIVIDUAL STATISTICS

Rushing	Att	Yds	Avg	Lg	TD
D.Lewis	15	68	4.5	17	0
A.Brown	1	49	49.0	49	1
D.Dawkins	9	24	2.7	14	0
R.Tannehill	1	8	8.0	8	0
<b>Total</b>	<b>26</b>	<b>149</b>	<b>5.7</b>	<b>49</b>	<b>1</b>

Passing	Att	Cmp	Yds	TD	Lg	IN	Rt
R.Tannehill	27	17	272	3	41	0	1133.6
<b>Total</b>	<b>27</b>	<b>17</b>	<b>272</b>	<b>3</b>	<b>41</b>	<b>0</b>	<b>1133.6</b>

Receiving	No	Yds	Avg	Lg	TD
T.Sharpe	5	69	13.8	36	2
J.Smith	3	63	21.0	41	1
C.Davis	3	40	13.3	22	0
K.Raymond	2	32	16.0	23	0
M.Pruitt	2	15	7.5	10	0
A.Brown	1	34	34.0	34	0
D.Lewis	1	19	19.0	19	0
<b>Total</b>	<b>17</b>	<b>272</b>	<b>16.0</b>	<b>41</b>	<b>3</b>

Interceptions	No	Yds	Avg	Lg	TD
None					

### Leading Tacklers (Coaching Totals)

J. Brown 11-10-1; R. Evans 10-6-4; L. Sims 7-6-1; L. Ryan 7-5-2

Sacks: D. Roberson 2; J. Casey 1  
FF: None FR: None

# 2019 TITANS GAME-BY-GAME SUMMARIES



## Week 17: Titans 35, Texans 14 Sunday, Dec. 29, 2019 • 3:25 p.m. CT • NRG Stadium



### GAME RECAP

In Week 17 of the 2019 season, the Titans traveled to Houston and secured a playoff berth with a 35-14 victory over the Texans.

On Houston's opening possession, Texans QB **AJ McCarron** led his team on a 15-play, 75-yard scoring drive that included first down receptions by TE **Jordan Akins**, WR **Steven Mitchell Jr.**, and RB **Duke Johnson**. Ultimately, Johnson ran into the end zone on a one-yard score for an early 7-0 lead. As the Tennessee offense took the field, Titans QB **Ryan Tannehill** and the offense responded and engineered a quick four-play scoring drive. Tannehill opened the drive with a 19-yard rush before connecting with WR **A.J. Brown** for a 51-yard touchdown down the right sideline to tie the game, 7-7.

Later in the first quarter, Tennessee began a 16-play scoring drive to take the lead. WRs **Corey Davis** and **Tajae Sharpe** contributed first down receptions, and RB **Derrick Henry** added two first downs on the ground. QB **Marcus Mariota** entered the game to throw a 24-yard pass to Brown, which not only moved the chains, but also put Brown over 1,000 receiving yards on the season. Ultimately, Tannehill found TE **MyCole Pruitt** in the end zone for a one-yard touchdown and a 14-7 lead.

Tennessee began the second half in possession of the ball and orchestrated a 78-yard scoring drive that featured 10 straight run plays. Henry accounted for 46 yards on the drive, including a three-yard touchdown plunge to make it a 21-7 game. On the following Houston possession, the Texans responded with a scoring drive to pull within one possession. The 16-play scoring drive culminated in a one-yard rushing score by McCarron, 21-14. Then on the ensuing Titans possession, Brown made another big play as he caught a 47-yard reception that gave Tennessee the ball at the Houston one-yard line. Henry swiftly ran in a one-yard touchdown to make it a 28-14 game.

In the fourth quarter with 3:30 remaining to play, McCarron attempted a pass but it was intercepted by S **Kevin Byard** at the Tennessee 15-yard line. The offense took the field and Henry recorded three consecutive carries of five, 23, and four yards, before breaking free for a 53-yard rushing score that secured the victory as well as the NFL's rushing title. Tennessee secured a playoff berth after winning a 35-14 division game on the road.

### SCORING

	1	2	3	4	Final
Tennessee	7	7	7	14	35
Houston	7	0	7	0	14

TEAM	SCORING PLAY	TIME
Texans	D.Johnson 1 yd. run (K.Fairbairn kick)	1-7:25
Titans	A.Brown 51 yd. pass from R.Tannehill (G.Joseph kick)	1-5:33
Titans	M.Pruitt 1 yd. pass from R.Tannehill (G.Joseph kick)	2-9:42
Titans	D.Henry 3 yd. run (G.Joseph kick)	3-10:06
Texans	A.McCarron 1 yd. run (K.Fairbairn kick)	3-1:09
Titans	D.Henry 1 yd. run (G.Joseph kick)	4-14:02
Titans	D.Henry 53 yd. run (G.Joseph kick)	4-2:54

**Missed FGs:** None  
**Attendance:** 71,794  
**Time of Game:** 2:53  
**Weather:** Indoors  
**Referee:** Clete Blakeman



TEAM STATISTICS

	Titans	Texans
TOTAL FIRST DOWNS	25	20
THIRD DOWN EFFICIENCY	5-10-50%	3-12-25%
FOURTH DOWN EFFICIENCY	0-0-0%	2-4-50%
TOTAL NET YARDS	467	301
Plays - Avg.	60-7.8	65-4.6
NET YARDS RUSHING	245	109
Rushes - Avg.	39-6.3	25-4.4
NET YARDS PASSING	222	192
Sacks - Yards Lost	0-0	4-33
PASS ATT-COMP-INT	21-14-0	36-21-1
PUNTS - Avg.	4-47.3	5-49.6
Net Punting Average	41.0	47.8
PUNT RETURNS - Yards	2-9	2-25
KICKOFF RETURNS - Yards	2-49	0-0
INTERCEPTIONS - Yards	1-0	0-0
PENALTIES Number and Yards	5-37	5-35
FUMBLES - Lost	0-0	0-0
TOUCHDOWNS	5	2
EXTRA POINTS Made-Attempts	5-5	2-2
RED ZONE EFFICIENCY	3-3-100%	2-2-100%
GOAL TO GO EFFICIENCY	3-3-100%	2-2-100%
SAFETIES	0	0
GIVEAWAYS	0	1
TAKEAWAYS	1	0
TIME OF POSSESSION	28:21	31:39

### TITANS STARTERS

OFFENSE			DEFENSE		
WR 84	C.Davis	CB 26	L.Ryan	WR 11	S.Mitchell
TE 81	J.Smith	NT 90	D.Jones	LT 77	C.Clark
LT 77	T.Lewan	DT 99	J.Casey	LG 74	M.Scharping
LG 76	R.Saffold	OLB 44	K.Correa	C 66	N.Martin
C 60	B.Jones	ILB 54	R.Evans	RG 73	Z.Fulton
RG 64	N.Davis	ILB 55	J.Brown	RT 63	R.Johnson
RT 78	J.Conklin	OLB 58	H.Landry	TE 88	J.Akins
FB 41	K.Blasingame	CB 23	T.Smith	WR 14	D.Carter
WR 11	A.Brown	SS 24	K.Vaccaro	TE 83	J.Thomas
QB 17	R.Tannehill	FS 31	K.Byard	QB 2	A.McCarron
RB 22	D.Henry	CB 35	T.Brock	RB 23	C.Hyde

### TEXANS STARTERS

OFFENSE			DEFENSE		
WR 11	S.Mitchell	NT 92	B.Dunn	LT 77	C.Clark
LT 77	C.Clark	DE 91	C.Watkins	LG 74	M.Scharping
LG 74	M.Scharping	OLB 59	W.Mercilus	C 66	N.Martin
C 66	N.Martin	DE 97	A.Blackson	RG 73	Z.Fulton
RG 73	Z.Fulton	ILB 50	T.Adams	RT 63	R.Johnson
RT 63	R.Johnson	ILB 41	Z.Cunningham	TE 88	J.Akins
TE 88	J.Akins	OLB 57	B.Scarlett	WR 14	D.Carter
WR 14	D.Carter	CB 24	J.Joseph	TE 83	J.Thomas
TE 83	J.Thomas	CB 22	G.Conley	QB 2	A.McCarron
QB 2	A.McCarron	S 39	T.Gipson	RB 23	C.Hyde
RB 23	C.Hyde	S 20	J.Reid		

### TITANS INDIVIDUAL STATISTICS

Rushing	Att	Yds	Avg	Lg	TD
D.Henry	32	211	6.6	53	3
R.Tannehill	5	20	4.0	19	0
J.Smith	1	7	7.0	7	0
D.Lewis	1	7	7.0	7	0
<b>Total</b>	<b>39</b>	<b>245</b>	<b>6.3</b>	<b>53</b>	<b>3</b>

Passing	Att	Cmp	Yds	TD	Lg	IN	Rt
R.Tannehill	20	13	198	2	51	0	130.8
M.Mariota	1	1	24	0	24	0	118.8
<b>Total</b>	<b>21</b>	<b>14</b>	<b>222</b>	<b>2</b>	<b>51</b>	<b>0</b>	<b>133.4</b>

Receiving	No	Yds	Avg	Lg	TD
A.Brown	4	124	31.0	51	1
C.Davis	4	44	11.0	16	0
M.Pruitt	2	13	6.5	12	1
R.Davis	1	16	16.0	16	0
T.Sharpe	1	13	13.0	13	0
K.Blasingame	1	7	7.0	7	0
A.Firkser	1	5	5.0	5	0
<b>Total</b>	<b>14</b>	<b>222</b>	<b>15.9</b>	<b>51</b>	<b>2</b>

Interceptions	No	Yds	Avg	Lg	TD
K. Byard	1	0	0.0	0	0
<b>Total</b>	<b>1</b>	<b>0</b>	<b>0.0</b>	<b>0</b>	<b>0</b>

### Leading Tacklers (Coaching Totals)

K. Vaccaro 9-7-2; R. Evans 7-4-3; T. Brock 6-5-1; K. Byard 6-4-2

**Sacks:** L. Ryan 1; J. Casey 1; D. Roberson 1; K. Correa 1

**FF:** None **FR:** None

### TEXANS INDIVIDUAL STATISTICS

Rushing	Att	Yds	Avg	Lg	TD
T.Jones	9	40	4.4	11	0
A.McCarron	5	39	7.8	18	1
C.Hyde	4	13	3.3	7	0
D.Johnson	4	12	3.0	8	1
G.Howell	3	5	1.7	3	0
<b>Total</b>	<b>25</b>	<b>109</b>	<b>4.4</b>	<b>18</b>	<b>2</b>

Passing	Att	Cmp	Yds	TD	Lg	IN	Rt
A.McCarron	36	21	225	0	21	1	65.2
<b>Total</b>	<b>36</b>	<b>21</b>	<b>225</b>	<b>0</b>	<b>21</b>	<b>1</b>	<b>65.2</b>

Receiving	No	Yds	Avg	Lg	TD
D.Carter	6	65	10.8	21	0
J.Akins	5	54	10.8	20	0
D.Johnson	5	45	9.0	14	0
S.Mitchell	2	37	18.5	21	0
T.Jones	1	9	9.0	9	0
J.Thomas	1	8	8.0	8	0
K.Coutee	1	7	7.0	7	0
<b>Total</b>	<b>21</b>	<b>225</b>	<b>10.7</b>	<b>21</b>	<b>0</b>

Interceptions	No	Yds	Avg	Lg	TD
None					

### Leading Tacklers (Press Box Totals)


T. Adams 8-3-5; J. Addae 7-3-4; C. Watkins 6-3-3; G. Conley 5-4-1

**Sacks:** None  
**FF:** None **FR:** None

# 2019 TITANS GAME-BY-GAME SUMMARIES



## Wild Card Weekend: Titans 20, Patriots 13 Saturday, Jan. 4, 2020 • 8:25 p.m. ET • Gillette Stadium



### GAME RECAP

During the 2019 playoffs on Wild Card Weekend, the Titans traveled to New England and defeated the defending Super Bowl champion Patriots by a score of 20-13. RB **Derrick Henry** set the franchise's single-game postseason record with 182 rushing yards and one touchdown on 34 carries, while the defense shut out the Patriots in the second half.

New England got on the board on their opening possession as Patriots QB **Tom Brady** led his team on an eight-play, 57-yard scoring drive that included a 21-yard pass to Patriots TE **Ben Watson** and a 29-yard catch by Patriots RB **James White**. The drive culminated in a 36-yard field goal and an early 3-0 lead. The Titans responded on their own opening possession with a scoring drive to take the lead. QB **Ryan Tannehill** engineered a 12-play, 75-yard drive that featured a combined 49 rushing yards by Henry before Tannehill connected with TE **Anthony Firkser** for a 12-yard touchdown and a 7-3 lead.

On the ensuing New England possession, the Patriots came back with a 10-play scoring drive. Patriots RB **Sony Michel** contributed a 25-yard rush and White added a 14-yard gain to help move the chains, before Patriots WR **Julian Edelman** collected a five-yard touchdown on a jet sweep. New England went ahead, 10-7.

Later in the second quarter with New England in the red zone, the Titans defense orchestrated an impressive goal line stop to force the Patriots to settle for a field goal. On New England's first down at the Tennessee one-yard line, Michel was stopped for a loss of one by LB **Rashaan Evans**. Next, Patriots RB **Rex Burkhead** was halted after a gain of one on second down, and on third down, Michel was pushed back for a loss of two yards again by Evans. New England was forced to kick a 21-yard field goal to extend the lead, 13-7. On the following Tennessee possession, the Titans retook the lead on a seven-play scoring drive. Henry accounted for all 75 yards on the drive that culminated in Henry's one-yard rushing score and a 14-13 Titans lead heading into halftime.

In the fourth quarter, with the Titans still leading by one point, New England took possession of the ball at their own one-yard line. With 15 seconds remaining, Brady dropped back to pass but the ball was intercepted by CB **Logan Ryan** and returned for a nine-yard touchdown to seal a Titans victory. Tennessee advanced to the divisional round with a 20-13 win at New England.

### SCORING

	1	2	3	4	Final
Tennessee	7	7	0	6	20
New England	3	10	0	0	13

TEAM	SCORING PLAY	TIME
Patriots	N.Folk 36 yd. Field Goal	1-12:37
Titans	A.Firkser 12 yd. pass from R.Tannehill (G.Joseph kick)	1-5:39
Patriots	J.Edelman 5 yd. run (N.Folk kick)	2-14:57
Patriots	N.Folk 21 yd. Field Goal	2-2:16
Titans	D.Henry 1 yd. run (G.Joseph kick)	2-0:35
Titans	L.Ryan 9 yd. interception return (run failed)	4-0:09

Missed FGs: None

Attendance: 65,878

Time of Game: 2:57

Weather: Foggy, 44° F, wind N 4 mph

Referee: John Hussey



### TEAM STATISTICS

	Titans	Patriots
TOTAL FIRST DOWNS	19	18
THIRD DOWN EFFICIENCY	6-12-50%	5-13-38%
FOURTH DOWN EFFICIENCY	0-0-0%	0-1-0%
TOTAL NET YARDS	272	307
Plays - Avg.	57-4.8	59-5.2
NET YARDS RUSHING	201	98
Rushes - Avg.	40-5.0	22-4.5
NET YARDS PASSING	71	209
Sacks - Yards Lost	1-5	0-0
PASS ATT-COMP-INT	16-9-1	37-20-1
PUNTS - Avg.	6-45.8	5-46.0
Net Punting Average	42.0	38.0
PUNT RETURNS - Yards	0-0	1-23
KICKOFF RETURNS - Yards	2-40	1-10
INTERCEPTIONS - Yards	1-9	1-0
PENALTIES Number and Yards	5-25	3-28
FUMBLES - Lost	2-0	2-1
TOUCHDOWNS	3	1
EXTRA POINTS Made-Attempts	2-3	1-1
RED ZONE EFFICIENCY	2-2-100%	1-3-33%
GOAL TO GO EFFICIENCY	1-1-100%	1-2-50%
SAFETIES	0	0
GIVEAWAYS	1	2
TAKEAWAYS	2	1
TIME OF POSSESSION	31:09	28:51

### TITANS STARTERS

OFFENSE			DEFENSE		
WR 84	C.Davis	CB 35	T.Brock	DT 90	D.Jones
TE 81	J.Smith	NT 20	D.Jones	DT 99	J.Casey
LT 77	T.Lewan	DT 99	J.Casey	OLB 44	K.Correa
LG 76	R.Saffold	OLB 44	K.Correa	C 60	B.Jones
C 60	B.Jones	ILB 54	R.Evans	RG 64	N.Davis
RG 64	N.Davis	ILB 55	J.Brown	RT 78	J.Conklin
RT 78	J.Conklin	OLB 58	H.Landry	WR 11	A.Brown
WR 11	A.Brown	CB 26	L.Ryan	FB 41	K.Blasingame
FB 41	K.Blasingame	SS 24	K.Vaccaro	QB 17	R.Tannehill
QB 17	R.Tannehill	FS 31	K.Byard	RB 22	D.Henry
RB 22	D.Henry	CB 25	A.Jackson		

### PATRIOTS STARTERS

OFFENSE			DEFENSE		
WR 13	P.Dorsett II	DT 93	L.Guy	LT 76	I.Wynn
DT 71	D.Shelton	RE 55	J.Simon	LG 62	J.Thuney
RE 55	J.Simon	DL 91	D.Wise Jr.	C 75	T.Karras
DL 91	D.Wise Jr.	LB 54	D.Hightower	RG 69	S.Mason
LB 54	D.Hightower	LB 53	K.Van Noy	RT 61	M.Cannon
LB 53	K.Van Noy	LB 52	E.Roberts	WR 14	M.Sanu Sr.
LB 52	E.Roberts	RCB 24	S.Gilmore	WR 11	J.Edelman
RCB 24	S.Gilmore	LCB 27	J.Jackson	QB 12	T.Brady
LCB 27	J.Jackson	S 23	P.Chung	RB 28	J.White
S 23	P.Chung	S 32	D.McCourty	WR 15	N.Harry
S 32	D.McCourty				

### TITANS INDIVIDUAL STATISTICS

Rushing	Att	Yds	Avg	Lg	TD
D.Henry	34	182	5.4	29	1
R.Tannehill	4	11	2.8	5	0
D.Lewis	2	8	4.0	6	0
<b>Total</b>	<b>40</b>	<b>201</b>	<b>5.0</b>	<b>29</b>	<b>1</b>

Passing	Att	Cmp	Yds	TD	Lg	IN	Rt
R.Tannehill	15	8	72	1	22	1	61.0
M.Mariota	1	1	4	0	4	0	83.3
<b>Total</b>	<b>16</b>	<b>9</b>	<b>76</b>	<b>1</b>	<b>22</b>	<b>1</b>	<b>63.5</b>

Receiving	No	Yds	Avg	Lg	TD
A.Firkser	2	23	11.5	12	1
M.Pruitt	2	4	2.0	4	0
D.Henry	1	22	22.0	22	0
J.Smith	1	9	9.0	9	0
D.Lewis	1	8	8.0	8	0
T.Sharpe	1	6	6.0	6	0
A.Brown	1	4	4.0	4	0
<b>Total</b>	<b>9</b>	<b>76</b>	<b>8.4</b>	<b>22</b>	<b>1</b>

Interceptions	No	Yds	Avg	Lg	TD
L. Ryan	1	9	9.0	9	1
<b>Total</b>	<b>1</b>	<b>9</b>	<b>9.0</b>	<b>9</b>	<b>1</b>

**Leading Tacklers (Coaching Totals)**  
R. Evans 12-8-4; L. Ryan 8-4-4; K. Vaccaro 7-3-4

**Sacks:** None  
**FF:** None **FR:** None

### PATRIOTS INDIVIDUAL STATISTICS

Rushing	Att	Yds	Avg	Lg	TD
S.Michel	14	61	4.4	25	0
J.White	1	14	14.0	14	0
J.Edelman	2	12	6.0	7	1
N.Harry	1	7	7.0	7	0
R.Burkhead	3	4	1.3	4	0
E.Roberts	1	0	0.0	0	0
<b>Total</b>	<b>22</b>	<b>98</b>	<b>4.5</b>	<b>25</b>	<b>1</b>

Passing	Att	Cmp	Yds	TD	Lg	IN	Rt
T.Brady	37	20	209	0	29	1	59.4
<b>Total</b>	<b>37</b>	<b>20</b>	<b>209</b>	<b>0</b>	<b>29</b>	<b>1</b>	<b>59.4</b>

Receiving	No	Yds	Avg	Lg	TD
J.White	5	62	12.4	29	0
B.Watson	3	38	12.7	21	0
R.Burkhead	3	32	10.7	12	0
J.Edelman	3	30	10.0	20	0
N.Harry	2	21	10.5	14	0
S.Michel	2	9	4.5	7	0
M.Sanu Sr.	1	11	11.0	11	0
P.Dorsett II	1	6	6.0	6	0
<b>Total</b>	<b>20</b>	<b>209</b>	<b>10.5</b>	<b>29</b>	<b>0</b>

**Interceptions**  
D. Harmon 1 0 0.0 0 0  
**Total** 1 0 0.0 0 0

**Leading Tacklers (Press Box Totals)**  
D. Hightower 9-8-1; D. Shelton 7-5-2.

**Sacks:** K. Van Noy 1  
**FF:** K. Van Noy 1 **FR:** None

# 2019 TITANS GAME-BY-GAME SUMMARIES



## Divisional Round: Titans 28, Ravens 12 Saturday, Jan. 11, 2020 • 8:15 p.m. ET • M&T Bank Stadium



### GAME RECAP

In the Divisional Round of the 2019 playoffs, the Titans traveled to Baltimore to face the top-seeded Ravens and won by a score of 28-12. The Titans' 217 rushing yards set a new franchise postseason mark, and the Tennessee defense notched four fourth-down stops and three takeaways.

Tennessee got on the board in the first quarter and never surrendered the lead. On the Ravens' opening possession, Baltimore posted its first turnover of the day as Ravens QB **Lamar Jackson** threw an interception to S **Kevin Byard** who returned the ball 31 yards. The Titans took over at the Baltimore 35-yard line. The offense capitalized with an eight-play scoring drive that was capped by a 12-yard touchdown pass from QB **Ryan Tannehill** to TE **Jonnu Smith**, and a 7-0 lead.

On the following possession, the Titans defense halted Jackson for no gain on fourth-and-one at Baltimore's 45-yard line. Tennessee's offense took the field, and Tannehill quickly tossed a 45-yard touchdown to WR **Kalif Raymond**. Tennessee took a 14-0 lead on an eight-second scoring drive.

In the second quarter, Baltimore got on the board as the Ravens added a pair of field goals. Ravens K **Justin Tucker** converted 49 and 22-yard attempts to make it a 14-6 game heading into halftime.

Baltimore opened the second half with possession of the ball. Facing a fourth-and-one in the red zone, Jackson was again stopped for no gain as the Titans defense stood their ground. Tennessee gained possession of the ball and put together an 81-yard scoring drive with help from a 66-yard rush by RB **Derrick Henry**. At the Baltimore three-yard line, Henry took a direct snap and threw a jump pass-style three-yard touchdown to WR **Corey Davis** for a 21-6 lead. On the first play of the following Ravens possession, Jackson was strip sacked by DT **Jurrell Casey** and the ball was recovered by DL **Jeffery Simmons** at the Baltimore 20-yard line. Henry accounted for 10 yards on the ground, and WR **A.J. Brown** caught a nine-yard pass, before Tannehill scrambled into the end zone on a one-yard touchdown rush. Tennessee increased the lead, 28-6.

In the fourth quarter, Baltimore tacked on a touchdown with a 10-play, 88-yard scoring drive. Jackson contributed a 27-yard rush to move the chains before connecting with Ravens

TE **Hayden Hurst** for a 15-yard touchdown. Baltimore's two-point conversion attempt failed, keeping the score at 28-12. The Titans preserved the lead and earned their first AFC Championship appearance since the 2002 playoffs.

### SCORING

	1	2	3	4	Final
Tennessee	7	7	14	0	28
Baltimore	0	6	0	6	12

### TEAM SCORING PLAY

TEAM	SCORING PLAY	TIME
Titans	J.Smith 12 yd. pass from R.Tannehill (G.Joseph kick)	1-3:36
Titans	K.Raymond 45 yd. pass from R.Tannehill (G.Joseph kick)	2-14:45
Ravens	J.Tucker 49 yd. Field Goal	2-5:52
Ravens	J.Tucker 22 yd. Field Goal	2-0:00
Titans	C.Davis 3 yd. pass from D.Henry (G.Joseph kick)	3-6:54
Titans	R.Tannehill 1 yd. run (G.Joseph kick)	3-4:16
Ravens	H.Hurst 15 yd. pass from L.Jackson (pass failed)	4-11:04

Missed FGs: None

Attendance: 71,254

Time of Game: 3:13

Weather: Cloudy, 69° F, wind S 12 mph

Referee: Bill Vinovich



### TEAM STATISTICS

	Titans	Ravens
TOTAL FIRST DOWNS	15	29
THIRD DOWN EFFICIENCY	7-13-54%	11-18-61%
FOURTH DOWN EFFICIENCY	0-0-0%	0-4-0%
TOTAL NET YARDS	300	530
Plays - Avg.	53-5.7	92-5.8
NET YARDS RUSHING	217	185
Rushes - Avg.	37-5.9	29-6.4
NET YARDS PASSING	83	345
Sacks - Yards Lost	1-8	4-20
PASS ATT-COMP-INT	15-8-0	59-31-2
PUNTS - Avg.	6-52.5	1-44.0
Net Punting Average	39.2	44.0
PUNT RETURNS - Yards	0-0	0-0
KICKOFF RETURNS - Yards	2-27	3-71
INTERCEPTIONS - Yards	2-34	0-0
PENALTIES Number and Yards	5-20	7-56
FUMBLES - Lost	0-0	1-1
TOUCHDOWNS	4	1
EXTRA POINTS Made-Attempts	4-4	0-1
RED ZONE EFFICIENCY	3-3-100%	1-4-25%
GOAL TO GO EFFICIENCY	3-3-100%	0-1-0%
SAFETIES	0	0
GIVEAWAYS	0	3
TAKEAWAYS	3	0
TIME OF POSSESSION	27:54	32:06

### TITANS STARTERS

OFFENSE		DEFENSE	
WR 84	C.Davis	NT 90	D.Jones
TE 81	J.Smith	DT 99	J.Casey
LT 77	T.Lewan	OLB 44	K.Correa
LG 76	R.Saffold	ILB 54	R.Evans
C 60	B.Jones	ILB 51	D.Long
RG 64	N.Davis	OLB 58	H.Landry
RT 78	J.Conklin	CB 26	L.Ryan
TE 85	M.Pruitt	CB 35	T.Brock
WR 11	A.Brown	SS 24	K.Vaccaro
QB 17	R.Tannehill	FS 31	K.Byard
RB 22	D.Henry	CB 25	A.Jackson

### RAVENS STARTERS

OFFENSE		DEFENSE	
WR 15	M.Brown	DT 98	B.Williams
WR 83	W.Snead IV	NT 97	M.Pierce
LT 79	R.Stanley	DE 93	C.Wormley
LG 77	B.Bozeman	RUSH45	J.Ferguson
OC 65	P.Mekari	WLB 58	L.Fort
RG 73	M.Yanda	SAM 99	M.Judon
RT 78	O.Brown Jr.	LCB 44	M.Humphrey
TE 81	H.Hurst	RCB 24	M.Peters
TE 86	N.Boyle	DB 36	C.Clark
QB 8	L.Jackson	SS 29	E.Thomas III
RB 21	M.Ingram II	FS 39	B.Carr

### TITANS INDIVIDUAL STATISTICS

Rushing	Att	Yds	Avg	Lg	TD
D.Henry	30	195	6.5	66	0
R.Tannehill	6	13	2.2	9	1
A.Brown	1	9	9.0	9	0
<b>Total</b>	<b>37</b>	<b>217</b>	<b>5.9</b>	<b>66</b>	<b>1</b>

Passing	Att	Cmp	Yds	TD	Lg	IN	Rt
R.Tannehill	14	7	88	2	45	0	109.5
D.Henry	1	1	3	1	3	0	118.8
<b>Total</b>	<b>15</b>	<b>8</b>	<b>91</b>	<b>3</b>	<b>45</b>	<b>0</b>	<b>111.4</b>

Receiving	No	Yds	Avg	Lg	TD
J.Smith	2	12	6.0	12	1
D.Henry	2	7	3.5	8	0
K.Raymond	1	45	45.0	45	1
M.Pruitt	1	15	15.0	15	0
A.Brown	1	9	9.0	9	0
C.Davis	1	3	3.0	3	1
<b>Total</b>	<b>8</b>	<b>91</b>	<b>11.4</b>	<b>45</b>	<b>3</b>

Interceptions	No	Yds	Avg	Lg	TD
K.Byard	1	31	31.0	31	0
K.Vaccaro	1	3	3.0	3	0
<b>Total</b>	<b>2</b>	<b>34</b>	<b>17.0</b>	<b>31</b>	<b>0</b>

### Leading Tacklers (Coaching Totals)

L. Ryan 13-11-2; K. Byard 11-8-3; R. Evans 9-8-1

Sacks: J. Casey 2; K. Correa 1; H. Landry 1

FF: J. Casey 1 FR: J. Simmons 1

### RAVENS INDIVIDUAL STATISTICS

Rushing	Att	Yds	Avg	Lg	TD
L.Jackson	20	143	7.2	30	0
M.Ingram II	6	22	3.7	7	0
G.Edwards	3	20	6.7	19	0
<b>Total</b>	<b>29</b>	<b>185</b>	<b>6.4</b>	<b>30</b>	<b>0</b>

Passing	Att	Cmp	Yds	TD	Lg	IN	Rt
L.Jackson	59	31	365	1	38	2	63.2
<b>Total</b>	<b>59</b>	<b>31</b>	<b>365</b>	<b>1</b>	<b>38</b>	<b>2</b>	<b>63.2</b>

Receiving	No	Yds	Avg	Lg	TD
M.Brown	7	126	18.0	38	0
W.Snead IV	6	56	9.3	26	0
H.Hurst	4	53	13.3	18	1
M.Andrews	4	39	9.8	16	0
J.Hill	4	26	6.5	14	0
M.Boykin	3	26	8.7	13	0
S.Roberts	2	30	15.0	26	0
M.Ingram II	1	9	9.0	9	0
<b>Total</b>	<b>31</b>	<b>365</b>	<b>11.8</b>	<b>38</b>	<b>1</b>

Interceptions	No	Yds	Avg	Lg	TD
None					

### Leading Tacklers (Press Box Totals)

E. Thomas III 7-6-1; B. Williams 6-6-0; P. Onwuasor 5-4-1

Sacks: E. Thomas III 1

FF: None FR: None

# 2019 TITANS GAME-BY-GAME SUMMARIES



## AFC Championship: Titans 24, Chiefs 35 Sunday, Jan. 19, 2020 • 2:05 p.m. CT • Arrowhead Stadium



### GAME RECAP

The Titans traveled to Kansas City to face the Chiefs for the AFC Championship Game and lost by a score of 35-24.

In the first quarter, Tennessee put together consecutive scoring drives to take a 10-0 lead. First, QB **Ryan Tannehill** led the offense on an eight-play, 58-yard possession with WR **A.J. Brown** contributing a 37-yard catch. K **Greg Joseph** converted a 30-yard field goal attempt as Tennessee went up, 3-0. After forcing Kansas City to punt on the Chiefs' opening possession, Tennessee added another 58-yard scoring drive with help from a 22-yard reception from TE **Jonnu Smith**. At the Kansas City four-yard line, RB **Derrick Henry** took the direct snap and ran into the end zone for a four-yard score and a 10-0 Titans lead.

Kansas City got on the board in the first quarter. Chiefs QB **Patrick Mahomes** led his team on a 10-play, 74-yard scoring drive that culminated in an eight-yard touchdown pass to Chiefs WR **Tyreek Hill** as Kansas City cut the lead, 10-7. On the following possession, the Titans put together a scoring drive that consumed more than nine minutes, the longest scoring drive for the club since the 2000 postseason. WRs **Corey Davis**, **Adam Humphries** and Brown all contributed first down catches, and Henry accounted for 37 yards on the ground, before Tannehill tossed a one-yard touchdown to extra tackle **Dennis Kelly**. The Titans extended the lead, 17-7.

The Chiefs added two touchdowns in the second quarter to take the lead. First, Mahomes connected with Hill for a 20-yard score to make it 17-14. Then, Mahomes scrambled into the end zone on a 27-yard run down the left sideline as Kansas City took a 21-17 lead into the half.

In the fourth quarter, Kansas City added a pair of touchdowns on back-to-back possessions. Chiefs RB **Damien Williams** capped a 13-play scoring drive with a four-yard touchdown run to put Kansas City ahead, 28-17. Next, Mahomes constructed an eight-play scoring drive that culminated in a 60-yard touchdown pass to Chiefs WR **Sammy Watkins**. Kansas City extended the lead, 35-17.

On the following Tennessee possession, the Titans put together an 80-play scoring drive including a fourth-down fake punt that saw P **Brett Kern** toss a 28-yard pass to DB **Amani Hooker**. Davis contributed a 22-yard reception, as Tannehill then connected with TE **Anthony Firkser** for a 22-yard touchdown. Tennessee cut the lead to 35-24, but ultimately could not mount a comeback and fell to the Chiefs.

### SCORING

	1	2	3	4	Final
Tennessee	10	7	0	7	24
Kansas City	7	14	0	14	35

TEAM	SCORING PLAY	TIME
Titans	G.Joseph 30 yd. Field Goal	1-11:29
Titans	D.Henry 4 yd. run (G.Joseph kick)	1-5:52
Chiefs	T.Hill 8 yd. pass from P.Mahomes (H.Butker kick)	1-0:46
Titans	D.Kelly 1 yd. pass from R.Tannehill (G.Joseph kick)	2-6:39
Chiefs	T.Hill 20 yd. pass from P.Mahomes (H.Butker kick)	2-4:03
Chiefs	P.Mahomes 27 yd. run (H.Butker kick)	2-0:11
Chiefs	Dam.Williams 3 yd. run (H.Butker kick)	4-14:50
Chiefs	S.Watkins 60 yd. pass from P.Mahomes (H.Butker kick)	4-7:33
Titans	A.Firkser 22 yd. pass from R.Tannehill (G.Joseph kick)	4-4:18

Missed FGs: None

Attendance: 73,656

Time of Game: 3:04

Weather: Sunny, 17° F, wind NW 10 mph

Referee: Tony Corrente



### TEAM STATISTICS

	Titans	Chiefs
TOTAL FIRST DOWNS	20	27
THIRD DOWN EFFICIENCY	3-10-30%	6-10-60%
FOURTH DOWN EFFICIENCY	2-3-67%	1-1-100%
TOTAL NET YARDS	295	404
Plays - Avg.	58-5.1	64-6.3
NET YARDS RUSHING	85	112
Rushes - Avg.	23-3.7	27-4.1
NET YARDS PASSING	210	292
Sacks - Yards Lost	3-27	2-2
PASS ATT-COMP-INT	32-22-0	35-23-0
PUNTS - Avg.	3-46.3	3-40.7
Net Punting Average	44.0	31.0
PUNT RETURNS - Yards	1-9	2-7
KICKOFF RETURNS - Yards	4-61	5-105
INTERCEPTIONS - Yards	0-0	0-0
PENALTIES Number and Yards	8-85	9-61
FUMBLES - Lost	0-0	1-0
TOUCHDOWNS	3	5
EXTRA POINTS Made-Attempts	3-3	5-5
RED ZONE EFFICIENCY	2-3-67%	2-3-67%
GOAL TO GO EFFICIENCY	2-2-100%	2-2-100%
SAFETIES	0	0
GIVEAWAYS	0	0
TAKEAWAYS	0	0
TIME OF POSSESSION	30:10	29:50

### TITANS STARTERS

OFFENSE		DEFENSE	
WR 84	C.Davis	NT 90	D.Jones
TE 81	J.Smith	DT 99	J.Casey
LT 77	T.Lewan	OLB 44	K.Correa
LG 76	R.Saffold	ILB 54	R.Evans
C 60	B.Jones	ILB 55	J.Brown
RG 64	N.Davis	OLB 56	H.Landry
RT 78	J.Conklin	CB 28	L.Ryan
WR 11	A.Brown	SS 24	K.Vaccaro
WR 19	T.Sharpe	FS 31	K.Byard
QB 17	R.Tannehill	CB 25	A.Jackson
RB 22	D.Henry	CB 35	T.Brock

### CHIEFS STARTERS

OFFENSE		DEFENSE	
WR 10	T.Hill	LDE 55	F.Clark
LT 72	E.Fisher	LDT 64	M.Pennell
LG 61	S.Wisniewski	RDT 91	D.Nnadi
C 62	A.Reiter	RDE 92	T.Kpassagnon
RG 76	L.Duvernay-Tardif	LB 53	A.Hitchens
RT 71	M.Schwartz	LB 54	D.Wilson
TE 87	T.Kelce	RCB 35	C.Ward
WR 14	S.Watkins	LCB 21	B.Breeland
QB 15	P.Mahomes	CB 29	K.Fuller
RB 26	Dam.Williams	FS 49	D.Sorensen
WR 11	D.Robinson	SS 32	T.Mathieu

### TITANS INDIVIDUAL STATISTICS

Rushing	Att	Yds	Avg	Lg	TD
D.Henry	19	69	3.6	13	1
R.Tannehill	3	11	3.7	6	0
M.Mariota	1	5	5.0	5	0
<b>Total</b>	<b>23</b>	<b>85</b>	<b>3.7</b>	<b>13</b>	<b>1</b>

Passing	Att	Cmp	Yds	TD	Lg	IN	Rt
R.Tannehill	31	21	209	2	37	0	108.1
B.Kern	1	1	28	0	28	0	118.8
<b>Total</b>	<b>32</b>	<b>22</b>	<b>237</b>	<b>2</b>	<b>37</b>	<b>0</b>	<b>111.1</b>

Receiving	No	Yds	Avg	Lg	TD
C.Davis	5	65	13.0	22	0
A.Humphries	4	25	6.3	9	0
A.Brown	3	51	17.0	37	0
J.Smith	3	38	12.7	22	0
D.Henry	2	-8	-4.0	-2	0
A.Hooker	1	28	28.0	28	0
A.Firkser	1	22	22.0	22	1
M.Pruitt	1	9	9.0	9	0
D.Lewis	1	6	6.0	6	0
D.Kelly	1	1	1.0	1	1
<b>Total</b>	<b>22</b>	<b>237</b>	<b>10.8</b>	<b>37</b>	<b>2</b>

Interceptions	No	Yds	Avg	Lg	TD
None					

Leading Tacklers (Coaching Totals)
K. Correa 10-6-4; L. Ryan 6-6-0; J. Brown 5-5-0

Sacks: K. Correa 1; D. Jones 0.5; J. Casey 0.5  
FF: None FR: None

### CHIEFS INDIVIDUAL STATISTICS

Rushing	Att	Yds	Avg	Lg	TD
P.Mahomes	8	53	6.6	27	1
Dam.Williams	17	45	2.6	8	1
T.Hill	1	7	7.0	7	0
D.Thompson	1	7	7.0	7	0
<b>Total</b>	<b>27</b>	<b>112</b>	<b>4.1</b>	<b>27</b>	<b>2</b>

Passing	Att	Cmp	Yds	TD	Lg	IN	Rt
P.Mahomes	35	23	294	3	60	0	120.4
<b>Total</b>	<b>35</b>	<b>23</b>	<b>294</b>	<b>3</b>	<b>60</b>	<b>0</b>	<b>120.4</b>

Receiving	No	Yds	Avg	Lg	TD
S.Watkins	7	114	16.3	60	1
T.Hill	5	67	13.4	26	2
Dam.Williams	5	44	8.8	17	0
T.Kelce	3	30	10.0	18	0
D.Robinson	2	31	15.5	24	0
M.Hardman	1	8	8.0	8	0
<b>Total</b>	<b>23</b>	<b>294</b>	<b>12.8</b>	<b>60</b>	<b>3</b>

Interceptions	No	Yds	Avg	Lg	TD
None					

Leading Tacklers (Press Box Totals)  
T. Mathieu 9-6-3; D. Sorensen 8-6-2; D. Wilson 7-6-1

Sacks: T. Kpassagnon 2; F. Clark 1  
FF: None FR: None



TENNESSEE  
**TITANS**

**RECORDS**

## ALL-PRO AND PRO BOWL LEADERS

### Most Associated Press All-Pro Seasons

Bruce Matthews, 7  
 Tony Banfield, 3  
 Charlie Hennigan, 3  
 Al Jamison, 3  
 Bob Talamini, 3  
 George Webster, 3  
 Robert Brazile, 2  
 Miller Farr, 2  
 Don Floyd, 2  
 Leon Gray, 2  
 Mike Munchak, 2

### Most Pro Bowl Seasons

(AFL All-Star Game 1962-70; AFC-NFC Pro Bowl 1971-present)

Bruce Matthews, 14  
 Mike Munchak, 9  
 Elvin Bethea, 8  
 Robert Brazile, 7  
 Warren Moon, 6  
 Bob Talamini, 6  
 Earl Campbell, 5  
 Jurrell Casey, 5  
 Ray Childress, 5  
 Charlie Hennigan, 5  
 Ken Houston, 5  
 Blaine Bishop, 4  
 Curley Culp, 4  
 Eddie George, 4  
 Tony Banfield, 3  
 George Blanda, 3  
 Miller Farr, 3  
 Fred Glick, 3  
 Ed Husmann, 3  
 Haywood Jeffires, 3  
 Chris Johnson, 3  
 Jevon Kearse, 3  
**Brett Kern**, 3  
**Taylor Lewan**, 3  
 Steve McNair, 3  
 Jim Norton, 3  
 Bob Schmidt, 3  
 Delanie Walker, 3  
 George Webster, 3  
 Frank Wycheck, 3

### Most Consecutive Pro Bowl Seasons

(AFL All-Star Game 1962-70; AFC-NFC Pro Bowl 1971-present)

Bruce Matthews, 14  
 Robert Brazile, 7  
 Mike Munchak, 7  
 Warren Moon, 6  
 Bob Talamini, 6  
 Jurrell Casey, 5  
 Charlie Hennigan, 5  
 Earl Campbell, 4  
 Ray Childress, 4  
 Curley Culp, 4  
 Eddie George, 4  
 Tony Banfield, 3  
 Blaine Bishop, 3  
 George Blanda, 3  
 Miller Farr, 3  
 Fred Glick, 3  
 Ed Husmann, 3  
 Haywood Jeffires, 3  
 Chris Johnson, 3  
 Jevon Kearse, 3  
**Brett Kern**, 3  
**Taylor Lewan**, 3  
 Bob Schmidt, 3  
 Delanie Walker, 3  
 George Webster, 3  
 Frank Wycheck, 3

## ALL-TIME LEAGUE SEASON LEADERS

### Rushing Yards

2019: **Derrick Henry**, 303-1,540  
 2009: Chris Johnson, 358-2,006  
 1980: Earl Campbell, 373-1,934  
 1979: Earl Campbell, 368-1,697  
 1978: Earl Campbell\*, 302-1,450  
 1961: Billy Cannon, 200-948

### Passing Touchdowns

1990: Warren Moon, 33  
 1961: George Blanda, 36

### Passer Rating

2019: **Ryan Tannehill**, 117.5  
 2003: Steve McNair, 100.4

### Receptions

1991: Haywood Jeffires, 100  
 1964: Charlie Hennigan, 101

### Receiving Yards

1975: Ken Burrough, 1,063  
 1964: Charlie Hennigan, 1,546  
 1961: Charlie Hennigan, 1,746

### Touchdowns

1979: Earl Campbell, 19 (19r)  
 1961: Bill Groman, 18 (1r, 17p)

### Interceptions

2017: **Kevin Byard**, 8  
 1979: Mike Reinfeldt, 12  
 1967: Miller Farr, 10  
 1965: W.K. Hicks, 9  
 1963: Fred Glick, 12

### Punting (Gross Avg.)

2017: **Brett Kern**, 49.7  
 1998: Craig Hentrich, 47.2  
 1993: Greg Montgomery, 45.6  
 1992: Greg Montgomery, 46.9

### Punt Returns

2006: Pacman Jones, 12.9  
 1977: Billy Johnson, 15.4  
 1975: Billy Johnson, 15.3  
 1964: Bobby Jancik, 18.3

### Kickoff Returns

2018: Darius Jennings, 31.7  
 1967: Zeke Moore\*, 28.9  
 1963: Bobby Jancik, 29.3  
 1962: Bobby Jancik\*, 30.3  
 1960: Ken Hall, 31.3

\* Rookie



## ALL-TIME TEAM LEADERS BY CATEGORY

### CAREER RUSHING YARDS

Player	Years	Att	Yds	Avg	Lg	TD
1. Eddie George	1996-03	2,733	10,009	3.7	76	64
2. Earl Campbell	1978-84	1,979	8,574	4.3	81t	73
3. Chris Johnson	2008-13	1,742	7,965	4.6	94t	50
4. Lorenzo White	1988-94	1,000	4,079	4.1	44	29
<b>5. Derrick Henry</b>	<b>2016-19</b>	<b>804</b>	<b>3,833</b>	<b>4.8</b>	<b>99t</b>	<b>38</b>
6. Hoyle Granger	1966-70,72	773	3,514	4.5	69t	18
7. Steve McNair (QB)	1995-05	614	3,439	5.6	71t	36
8. Mike Rozier	1985-90	910	3,426	3.8	41	27
9. Charles Tolar	1960-66	907	3,277	3.6	40	21
10. Ronnie Coleman	1974-81	700	2,769	4.0	46t	16
11. Chris Brown	2003-07	643	2,757	4.3	52	16
12. LenDale White	2006-09	628	2,349	3.7	80t	24
13. Allen Pinkett	1986-91	561	2,324	4.1	60	21
14. Gary Brown	1991-95	477	2,115	4.4	39t	12
15. Fred Willis	1972-76	603	2,114	3.5	44	11
16. Billy Cannon	1960-63	512	2,111	4.1	64	14
DeMarco Murray	2016-17	477	1,946	4.1	75t	15
18. Rodney Thomas	1995-00	495	1,847	3.7	74t	12
19. Rob Carpenter	1977-81	433	1,788	4.1	77	12
20. Larry Moriarty	1983-86	415	1,624	3.9	80	13

### SEASON RUSHING YARDS

Player	Year	Att	Yds	Avg	Lg	TD
1. Chris Johnson	2009	358	2,006	5.6	91t	14
2. Earl Campbell	1980	373	1,934	5.2	55t	13
3. Earl Campbell	1979	368	1,697	4.6	61t	19
<b>4. Derrick Henry</b>	<b>2019</b>	<b>303</b>	<b>1,540</b>	<b>5.1</b>	<b>74t</b>	<b>16</b>
5. Eddie George	2000	403	1,509	3.7	35t	14
6. Earl Campbell	1978	302	1,450	4.8	81t	13
7. Eddie George	1997	357	1,399	3.9	30	6
8. Earl Campbell	1981	361	1,376	3.8	43	10
9. Eddie George	1996	335	1,368	4.1	76	8
10. Chris Johnson	2010	316	1,364	4.3	76t	11
11. Eddie George	1999	320	1,304	4.1	40	9
12. Earl Campbell	1983	322	1,301	4.0	42	12
13. Eddie George	1998	348	1,294	3.7	37t	5
14. DeMarco Murray	2016	293	1,287	4.4	75t	9
15. Chris Johnson	2012	276	1,243	4.5	94t	6
16. Chris Johnson	2008	251	1,228	4.9	66t	9
17. Lorenzo White	1992	265	1,226	4.6	44	7
18. Travis Henry	2006	270	1,211	4.5	70t	7
19. Hoyle Granger	1967	236	1,194	5.1	67	6
20. Eddie George	2002	343	1,165	3.4	35	12

### CAREER PASSING YARDS

Player	Years	Att	Cmp	Pct	Yds	Y/A	TD	Int	Lg	Sk	Lst	Rate
1. Warren Moon	1984-93	4,546	2,632	57.9	33,685	7.41	196	166	87t	315	2,403	80.4
2. Steve McNair	1995-05	3,871	2,305	59.5	27,141	7.01	156	103	83t	229	1,398	83.3
3. George Blanda	1960-66	2,784	1,347	48.4	19,149	6.88	165	189	95	-	-	62.5
4. Dan Pastorini	1971-79	2,768	1,426	51.5	16,864	6.09	96	139	85t	222	1,977	61.0
5. Marcus Mariota	2015-19	1,765	1,110	62.9	13,207	7.48	76	44	75	155	992	89.6
6. Vince Young	2006-10	1,190	689	57.9	8,098	6.81	42	42	73	75	415	75.7
7. Kerry Collins	2006-10	1,081	613	56.7	6,804	6.29	33	29	80t	36	253	74.6
8. Ken Stabler	1980-81	742	458	61.7	5,190	6.99	27	46	79t	56	518	69.0
9. Pete Beathard	1967-69	822	379	46.1	5,128	6.24	26	51	86t	-	-	51.2
10. Jake Locker	2011-14	709	408	57.5	4,967	7.03	27	22	71t	60	378	79.0
11. Matt Hasselbeck	2011-12	739	457	61.8	4,938	6.68	25	19	80t	33	256	82.0
12. Chris Chandler	1995-96	676	409	60.5	4,559	6.74	33	21	76t	46	326	83.9
13. Cody Carlson	1988-94	659	370	56.1	4,469	6.78	21	28	81	54	374	70.0
14. Don Trull	1964-69	556	249	44.8	3,538	6.36	29	21	-	-	-	67.6
15. Billy Volek	2001-05	517	312	60.3	3,505	6.78	26	13	55t	45	306	86.9
16. Jacky Lee	1960-67	409	210	51.3	3,291	8.05	25	30	98t	-	-	68.2
17. Gifford Nielsen	1978-83	498	273	54.8	3,255	6.54	20	22	48	47	354	70.0
<b>18. Ryan Tannehill</b>	<b>2019</b>	<b>286</b>	<b>201</b>	<b>70.3</b>	<b>2,742</b>	<b>9.59</b>	<b>22</b>	<b>6</b>	<b>91</b>	<b>31</b>	<b>212</b>	<b>117.5</b>
19. Neil O'Donnell	1999-03	367	215	58.6	2,664	7.26	16	11	67	18	144	83.2
Oliver Luck	1983-86	413	233	56.4	2,544	6.16	13	21	66	33	261	64.1

### SEASON PASSING YARDS

Player	Year	Att	Cmp	Pct	Yds	Y/A	TD	Int	Lg	Sk	Lst	Rate
1. Warren Moon	1991	655	404	61.7	4,690	7.16	23	21	61t	23	174	81.7
2. Warren Moon	1990	584	362	62.0	4,689	8.03	33	13	87t	36	252	96.8
3. Warren Moon	1989	464	280	60.3	3,631	7.83	23	14	55	35	267	88.9
4. Matt Hasselbeck	2011	518	319	61.6	3,571	6.89	18	14	80t	19	153	82.4
5. Warren Moon	1986	488	256	52.5	3,489	7.15	13	26	81t	41	332	62.3
6. Warren Moon	1993	520	303	58.3	3,485	6.70	21	21	80t	34	218	75.2
7. Marcus Mariota	2016	451	276	61.2	3,426	7.60	26	9	60	23	156	95.6
8. Steve McNair	2002	492	301	61.2	3,387	6.88	22	15	55	21	121	84.0
9. Steve McNair	2001	431	264	61.3	3,350	7.77	21	12	71t	37	251	90.2
10. Warren Moon	1984	450	259	57.6	3,338	7.42	12	14	76	47	371	76.9
11. George Blanda	1961	362	187	51.7	3,330	9.20	36	22	-	-	-	91.3
12. George Blanda	1964	505	262	51.9	3,287	6.51	17	27	-	-	-	61.4
13. Marcus Mariota	2017	453	281	62.0	3,232	7.13	13	15	75t	27	173	79.3
14. Steve McNair	1998	492	289	58.7	3,228	6.56	15	10	47	33	176	80.1
15. Steve McNair	2003	400	250	62.5	3,215	8.04	24	7	73	19	108	100.4
16. Ken Stabler	1980	457	293	64.1	3,202	7.01	13	28	79t	27	264	68.7
17. Steve McNair	2005	476	292	61.3	3,161	6.64	16	11	57	20	134	82.4
18. George Blanda	1963	423	224	53.0	3,003	7.10	24	25	-	-	-	70.1
19. Steve McNair	2000	396	248	62.6	2,847	7.19	15	13	56t	24	141	83.2
20. Marcus Mariota	2015	370	230	62.2	2,818	7.62	19	10	61t	38	258	91.5

## ALL-TIME TEAM LEADERS BY CATEGORY

### CAREER RECEPTIONS

Player	Years	No	Yds	Avg	Lg	TD
1. Ernest Givins	1986-94	542	7,935	14.6	83t	46
2. Haywood Jeffires	1987-95	515	6,119	11.9	87t	47
3. Frank Wycheck (TE)	1995-03	482	4,958	10.3	42	27
4. Drew Hill	1985-91	480	7,477	15.6	81t	47
5. Derrick Mason	1997-04	453	6,114	13.5	71t	37
6. Charlie Hennigan	1960-66	410	6,823	16.6	80t	51
7. Ken Burrough	1971-81	408	6,907	16.9	85t	47
8. Delanie Walker (TE)	2013-19	381	4,423	11.6	68	28
9. Curtis Duncan	1987-93	322	3,935	12.2	72	20
10. Nate Washington	2009-14	307	4,591	15.0	80t	28
11. Kendall Wright	2012-16	280	3,244	11.6	52t	18
12. Drew Bennett	2001-06	273	4,033	14.8	55	25
13. Chris Johnson (RB)	2008-13	272	2,003	7.4	69t	8
14. Eddie George (RB)	1996-03	259	2,144	8.3	54	10
15. Bo Scaife (TE)	2005-10	251	2,383	9.5	44	12
16. Tim Smith	1980-86	206	3,107	15.1	75t	12
17. Alvin Reed (TE)	1967-72	199	2,818	14.2	60	11
18. Webster Slaughter	1992-94	184	2,236	12.2	57	11
Lorenzo White (RB)	1988-94	184	1,674	9.1	69t	6
20. Charles Frazier	1962-68	179	3,060	17.1	80	22

### SEASON RECEPTIONS

Player	Year	No	Yds	Avg	Lg	TD
1. Charlie Hennigan	1964	101	1,546	15.3	53	8
2. Haywood Jeffires	1991	100	1,181	11.8	44	7
3. Derrick Mason	2004	96	1,168	12.2	37t	7
4. Derrick Mason	2003	95	1,303	13.7	50t	8
5. Delanie Walker	2015	94	1,088	11.6	61t	6
Kendall Wright	2013	94	1,079	11.5	45	2
7. Drew Hill	1991	90	1,109	12.3	61t	4
Haywood Jeffires	1992	90	913	10.1	47	9
9. Tim Smith	1983	83	1,176	14.2	47t	6
10. Curtis Duncan	1992	82	954	11.6	72	1
Charlie Hennigan	1961	82	1,746	21.3	80	12
12. Drew Bennett	2004	80	1,247	15.6	48t	11
Butch Woolfolk	1985	80	814	10.2	80t	4
14. Derrick Mason	2002	79	1,012	12.8	40	5
15. Webster Slaughter	1993	77	904	11.7	41	5
16. Delanie Walker	2017	74	807	10.9	42	3
Drew Hill	1990	74	1,019	13.8	57	5
Haywood Jeffires	1990	74	1,048	14.2	87t	8
Nate Washington	2011	74	1,023	13.8	57	7
20. Derrick Mason	2001	73	1,128	15.5	71t	9

### CAREER RECEIVING YARDS

Player	Years	No	Yds	Avg	Lg	TD
1. Ernest Givins	1986-94	542	7,935	14.6	83t	46
2. Drew Hill	1985-91	480	7,477	15.6	81t	47
3. Ken Burrough	1971-81	408	6,906	16.9	85t	47
4. Charlie Hennigan	1960-66	410	6,823	16.6	83	51
5. Haywood Jeffires	1987-95	515	6,119	11.9	87t	47
6. Derrick Mason	1997-04	453	6,114	13.5	71t	37
7. Frank Wycheck	1995-03	482	4,958	10.3	42	27
8. Nate Washington	2009-14	307	4,591	15.0	80t	28
9. Delanie Walker	2013-19	381	4,423	11.6	68	28
10. Drew Bennett	2001-06	273	4,033	14.8	55t	25
11. Curtis Duncan	1987-93	322	3,935	12.2	72	20
12. Chris Sanders	1995-01	177	3,285	18.6	83t	17
13. Kendall Wright	2012-16	280	3,244	11.6	52t	18
14. Tim Smith	1980-86	206	3,107	15.1	75t	12
15. Charley Frazier	1962-68	179	3,060	17.1	80	22
16. Bill Groman	1960-62	143	2,976	20.8	80	32
17. Alvin Reed	1967-72	199	2,818	14.2	60	11
18. Kenny Britt	2009-13	157	2,450	15.6	80t	19
19. Bo Scaife	2005-10	251	2,383	9.5	44	12
20. Kevin Dyson	1998-02	176	2,310	13.1	68t	18

### SEASON RECEIVING YARDS

Player	Year	No	Yds	Avg	Lg	TD
1. Charlie Hennigan	1961	82	1,746	21.3	80	12
2. Charlie Hennigan	1964	101	1,546	15.3	53	8
3. Bill Groman	1960	72	1,473	20.5	-	12
4. Derrick Mason	2003	95	1,303	13.7	50t	8
5. Drew Bennett	2004	80	1,247	15.6	48t	11
6. Haywood Jeffires	1991	100	1,181	11.8	44	7
7. Tim Smith	1983	83	1,176	14.2	47t	6
8. Bill Groman	1961	50	1,175	23.5	80	17
9. Drew Hill	1985	64	1,169	18.3	57t	9
10. Derrick Mason	2004	96	1,168	12.2	37t	7
11. Drew Hill	1988	72	1,141	15.8	57t	10
Tim Smith	1984	69	1,141	16.5	75t	4
13. Charley Frazier	1966	57	1,129	19.8	79	12
14. Derrick Mason	2001	73	1,128	15.5	71t	9
15. Drew Hill	1986	65	1,112	17.1	81t	5
16. Drew Hill	1991	90	1,109	12.3	61t	4
17. Delanie Walker	2015	94	1,088	11.6	61t	6
18. Kendall Wright	2013	94	1,079	11.5	45	2
19. Ken Burrough	1975	53	1,063	20.1	77t	8
20. Ernest Givins	1986	61	1,062	17.4	60	3

### CAREER SCORING

Player	Years	TD	Rush	Rec	Ret	XPM	FGM	2PT	Points
1. Al Del Greco	1991-00	0	0	0	0	322	246	0	1,060
2. Rob Bironas	2005-13	0	0	0	0	315	239	0	1,032
3. George Blanda	1960-66	4	4	0	0	301	91	0	598
4. Tony Zendejas	1985-90	0	0	0	0	197	117	0	548
5. Ryan Succop	2014-19	0	0	0	0	178	117	0	529
6. Eddie George	1996-03	74	64	10	0	0	0	3	450
7. Earl Campbell	1978-84	73	73	0	0	0	0	0	438
8. Toni Fritsch	1977-81	0	0	0	0	149	81	0	392
9. Chris Johnson	2008-13	58	50	8	0	0	0	1	350
10. Skip Butler	1972-77	0	0	0	0	122	70	0	332
11. Charlie Hennigan	1960-66	51	0	51	0	0	0	0	306
12. Ken Burrough	1971-81	48	1	47	0	0	0	0	288
Ernest Givins	1986-94	48	1	46	1	0	0	0	288
Haywood Jeffires	1987-95	47	0	47	0	0	0	3	288
15. Drew Hill	1985-91	47	0	47	0	0	0	0	282
<b>16. Derrick Henry</b>	<b>2016-19</b>	<b>41</b>	<b>38</b>	<b>3</b>	<b>0</b>	<b>0</b>	<b>0</b>	<b>0</b>	<b>246</b>
17. Derrick Mason	1997-04	40	0	37	3	0	0	1	242
18. Steve McNair	1995-05	36	36	0	0	0	0	3	222
19. Lorenzo White	1988-94	36	29	6	1	0	0	0	216
20. Billy Cannon	1960-63	35	14	20	1	0	0	1	212

## ALL-TIME TEAM LEADERS BY CATEGORY

### SEASON SCORING

Player	Year	TD	Rush	Rec	Ret	XPM	FGM	2PT	Points
1. Ryan Succop	2017	0	0	0	0	31	35	0	136
Al Del Greco	1998	0	0	0	0	28	36	0	136
3. Rob Bironas	2007	0	0	0	0	28	35	0	133
4. Al Del Greco	1996	0	0	0	0	35	32	0	131
5. Rob Bironas	2008	0	0	0	0	40	29	0	127
6. Al Del Greco	1993	0	0	0	0	39	29	0	126
7. Gary Anderson	2003	0	0	0	0	42	27	0	123
8. Rob Bironas	2011	0	0	0	0	34	29	0	121
9. Rob Bironas	2009	0	0	0	0	37	27	0	118
Al Del Greco	2000	0	0	0	0	37	27	0	118
11. Rob Bironas	2013	0	0	0	0	41	25	0	116
12. George Blanda	1960	4	4	0	0	46	15	0	115
Tony Zendejas	1989	0	0	0	0	40	25	0	115
14. Earl Campbell	1979	19	19	0	0	0	0	0	114
Al Del Greco	1995	0	0	0	0	33	27	0	114
Tony Zendejas	1988	0	0	0	0	48	22	0	114
17. Al Del Greco	1997	0	0	0	0	32	27	0	113
18. George Blanda	1961	0	0	0	0	64	16	0	112
19. Joe Nedney	2002	0	0	0	0	36	25	0	111
20. Rob Bironas	2012	0	0	0	0	35	25	0	110
Rob Bironas	2010	0	0	0	0	38	24	0	110

### CAREER KICKOFF RETURNS (YARDS)

Player	Years	No	Yds	Avg	Lg	TD
1. Bobby Jancik	1962-67	158	4,185	26.5	61	0
2. Derrick Mason	1997-04	156	3,496	22.4	101t	1
3. Carl Roaches	1980-84	150	3,276	21.8	97t	2
4. Billy Johnson	1974-80	121	2,902	24.0	81t	2
5. Marc Mariani	2010-13,16	118	2,838	24.1	98t	1
6. Mel Gray	1995-97	111	2,592	23.4	88	0
7. Adam Jones	2005-06	63	1,648	26.2	85	0
8. Zeke Moore	1967-77	64	1,618	25.3	92t	1
9. Darius Reynaud	2012-13	68	1,595	23.5	105t	1
10. Willie Drewrey	1985-93	75	1,581	21.1	50	0
11. Allen Pinkett	1986-91	80	1,577	19.7	48	0
12. Jerry LeVias	1969-70	64	1,538	24.0	87	0
13. Bobby Wade	2005-06	50	1,194	23.9	48	0
14. Billy Cannon	1960-63	46	1,186	25.8	88t	1
15. Leonard Harris	1987-93	53	1,130	21.3	63	0
16. Leon Washington	2013-14	47	1,219	25.9	95	0
17. Chris Carr	2008	35	984	28.1	52	0
18. Mike Archie	1996-98	46	961	20.9	50	0
19. Bob Gresham	1973-74	36	903	25.1	103t	1
20. Willie Tullis	1981-84	38	886	23.3	95t	1

### SEASON KICKOFF RETURNS (AVG.)

Player	Year	No	Yds	Avg	Lg	TD
1. Darius Jennings	2018	22	698	31.7	94t	1
2. Ken Hall	1960	19	594	31.3	104t	1
3. Bobby Jancik	1962	24	726	30.3	61	0
4. Bobby Jancik	1963	45	1,317	29.3	53	0
5. Chris Carr	2008	35	984	28.1	52	0
6. Carl Roaches	1981	28	769	27.5	96t	1
7. Billy Johnson	1974	29	785	27.1	67	0
8. Derrick Mason	2000	42	1,132	27.0	66	0
9. Bob Gresham	1973	27	723	26.8	103t	1
10. Adam Jones	2005	43	1,127	26.2	85	0
11. Linzy Cole	1971	32	834	26.1	45	0
12. Adam Jones	2006	20	521	26.1	70	0
13. Bobby Jancik	1966	34	875	25.7	53	0
14. Steve Brown	1983	31	795	25.6	93t	1
15. Marc Mariani	2010	60	1,530	25.5	98t	1
16. Billy Johnson	1977	25	630	25.2	76t	1
17. Alvin Haymond	1973	28	703	25.1	47	0
18. Jerry LeVias	1969	38	940	24.7	87	0
19. Willie Drewrey	1985	26	642	24.7	50	0
20. Zeke Moore	1968	32	787	24.6	45	0

### CAREER PUNT RETURNS (YARDS)

Player	Years	No	FC	Yds	Avg	Lg	TD
1. Billy Johnson	1974-80	155	21	2,040	13.2	87t	5
2. Derrick Mason	1997-04	182	94	1,590	8.7	69t	2
3. Carl Roaches	1980-84	151	31	1,095	7.3	68	0
4. Marc Mariani	2010-13,16	102	57	1,054	10.3	87t	2
5. Willie Drewrey	1985-93	104	45	771	7.4	25	0
6. Adam Jones	2005-06	63	11	712	11.3	90t	4
7. Mel Gray	1995-97	69	45	652	9.4	40	0
8. Bobby Jancik	1962-67	67	-	647	9.7	82	1
9. Darius Reynaud	2012-13	49	25	545	11.1	81t	2
10. Jerry LeVias	1969-70	60	19	505	8.4	46	0
11. Kenny Johnson	1986-89	73	32	488	6.7	26	0
<b>12. Adoree' Jackson</b>	<b>2017-19</b>	<b>53</b>	<b>19</b>	<b>464</b>	<b>8.8</b>	<b>46</b>	<b>0</b>
13. Justin McCareins	2001-08	37	21	403	10.9	58t	1
14. Ernest Givins	1986-94	56	-	397	7.1	78t	1
15. Larry Carwell	1967-68	36	6	381	10.6	54	0
16. Dexter McCluster	2014-15	46	29	372	8.1	48	0
17. Fred Glick	1961-66	44	-	326	7.4	-	0
18. Chris Carr	2008	32	20	323	10.1	44	0
19. Chris Davis	2007-08	33	13	299	9.1	39	0
20. Ken Houston	1967-72	45	12	252	5.6	33	0

### SEASON PUNT RETURNS (AVG.)

Player	Year	No	FC	Yds	Avg	Lg	TD
1. Billy Johnson	1977	35	8	539	15.4	87t	2
2. Billy Johnson	1975	40	1	612	15.3	83t	3
3. Billy Johnson	1974	30	3	409	13.6	49	0
4. Darius Reynaud	2012	31	17	410	13.2	81t	2
5. Derrick Mason	2000	51	17	662	13.0	69t	1
6. Adam Jones	2006	34	3	440	12.9	90t	3
7. Marc Mariani	2010	27	17	329	12.2	87t	1
8. Justin McCareins	2003	29	17	330	11.4	58t	1
9. Marc Mariani	2011	46	18	490	10.7	79t	1
10. Billy Johnson	1976	38	9	403	10.6	46	0
11. Mel Gray	1995	30	20	303	10.1	20	0
12. Chris Carr	2008	32	20	323	10.1	44	0
13. Chris Davis	2007	31	12	293	9.5	39	0
14. Adam Jones	2005	29	8	272	9.4	52t	1
15. Mel Gray	1996	22	15	205	9.3	40	0
<b>Adoree' Jackson</b>	<b>2018</b>	<b>16</b>	<b>9</b>	<b>148</b>	<b>9.3</b>	<b>26</b>	<b>0</b>
17. Dexter McCluster	2015	24	15	217	9.0	37	0
18. Fred Glick	1963	19	-	171	9.0	22	0
19. Willie Drewrey	1985	24	10	215	9.0	23	0
20. Derrick Mason	1999	26	15	225	8.7	65t	1

## ALL-TIME TEAM LEADERS BY CATEGORY

### CAREER PUNTING (PUNTS)

Player	Years	Punt	Blk	Yds	Avg	TB	In20	Lg	NetAvg
1. Craig Hentrich	1998-09	861	1	36,926	42.9	95	295	78	37.2
<b>2. Brett Kern</b>	<b>2009-19</b>	<b>839</b>	<b>5</b>	<b>38,533</b>	<b>45.9</b>	<b>44</b>	<b>333</b>	<b>79</b>	<b>40.8</b>
3. Jim Norton	1960-68	522	7	21,961	42.1	-	-	79	-
4. Cliff Parsley	1977-82	431	3	17,136	39.8	33	85	62	32.3
5. Dan Pastorini	1971-79	316	1	12,530	39.7	-	-	74	-
6. Greg Montgomery	1988-93	310	6	13,529	43.6	35	74	77	36.6
7. Lee Johnson	1985-87	212	0	8,739	41.2	20	53	66	35.1
8. John James	1982-84	198	1	7,878	39.8	15	36	56	32.4
9. Rich Camarillo	1994-95	173	1	7,280	42.1	17	61	60	35.7
10. Reggie Roby	1996-97	140	1	6,022	43.0	8	50	68	36.7

### SEASON PUNTING (AVERAGE)

Player	Year	Punt	Blk	Yds	Avg	TB	In20	Lg	NetAvg
<b>1. Brett Kern</b>	<b>2017</b>	<b>75</b>	<b>0</b>	<b>3,728</b>	<b>49.7</b>	<b>5</b>	<b>28</b>	<b>74</b>	<b>44.6</b>
<b>2. Brett Kern</b>	<b>2012</b>	<b>81</b>	<b>2</b>	<b>3,855</b>	<b>47.6</b>	<b>5</b>	<b>30</b>	<b>71</b>	<b>40.4</b>
<b>3. Brett Kern</b>	<b>2015</b>	<b>88</b>	<b>0</b>	<b>4,175</b>	<b>47.4</b>	<b>1</b>	<b>34</b>	<b>61</b>	<b>40.3</b>
4. Craig Hentrich	1998	69	0	3,258	47.2	11	18	71	39.2
<b>5. Brett Kern</b>	<b>2019</b>	<b>78</b>	<b>0</b>	<b>3,672</b>	<b>47.1</b>	<b>2</b>	<b>37</b>	<b>70</b>	<b>43.1</b>
<b>Brett Kern</b>	<b>2018</b>	<b>74</b>	<b>1</b>	<b>3,483</b>	<b>47.1</b>	<b>3</b>	<b>39</b>	<b>62</b>	<b>41.7</b>
7. Greg Montgomery	1992	53	2	2,487	46.9	9	14	66	37.3
<b>8. Brett Kern</b>	<b>2014</b>	<b>88</b>	<b>1</b>	<b>4,118</b>	<b>46.8</b>	<b>7</b>	<b>28</b>	<b>79</b>	<b>40.8</b>
9. Greg Montgomery	1993	54	0	2,462	45.6	5	13	77	39.1
10. Reggie Roby	1996	67	1	2,973	44.4	7	25	68	38.0

### CAREER INTERCEPTIONS

Player	Years	No	Yds	Avg	Lg	TD
1. Jim Norton	1960-68	45	592	13.2	56	1
2. Cris Dishman	1988-96	31	348	11.2	43	1
3. Fred Glick	1961-66	30	390	13.0	45	1
4. Tony Banfield	1960-65	27	224	8.3	58	0
W.K. Hicks	1964-69	27	457	16.9	62	0
Darryll Lewis	1991-98	27	540	20.0	98t	5
7. Mike Reinfeldt	1976-83	26	375	14.4	39	0
8. Michael Griffin	2007-15	25	328	13.1	83t	1
Ken Houston	1967-72	25	650	26.0	78	9
10. Zeke Moore	1967-77	24	444	18.5	74	2
11. Willie Alexander	1971-79	23	379	16.5	95t	1
Samari Rolle	1998-04	23	349	15.2	81t	1
13. Marcus Robertson	1991-00	22	428	19.5	69	0
14. Gregg Bingham	1973-84	21	279	13.3	54	0
15. Keith Bulluck	2000-09	19	192	10.1	35	1
Miller Farr	1967-69	19	416	21.9	67	5
17. Steve Brown	1983-90	18	264	14.7	44t	1
<b>18. Kevin Byard</b>	<b>2016-19</b>	<b>17</b>	<b>210</b>	<b>12.4</b>	<b>33</b>	<b>0</b>
19. Andre Dyson	2001-04	16	260	16.3	51t	3
Bubba McDowell	1989-94	16	190	11.9	26t	1
Chris Hope	2006-11	16	266	16.6	61t	1

### SEASON INTERCEPTIONS

Player	Year	No	Yds	Avg	Lg	TD
1. Fred Glick	1963	12	180	15.0	45	1
Mike Reinfeldt	1979	12	205	17.1	39	0
3. Miller Farr	1967	10	264	26.4	67	3
4. W.K. Hicks	1965	9	156	17.3	31	0
Ken Houston	1971	9	220	24.4	48t	4
Jim Norton	1961	9	150	16.7	36	0
<b>7. Kevin Byard</b>	<b>2017</b>	<b>8</b>	<b>130</b>	<b>16.3</b>	<b>33</b>	<b>0</b>
Tony Banfield	1961	8	136	17.0	58	0
<i>Pete Jaquess</i>	<i>1964</i>	<i>8</i>	<i>141</i>	<i>17.6</i>	<i>98t</i>	<i>1</i>
Richard Johnson	1990	8	100	12.5	35	1
Jim Norton	1962	8	75	9.4	36	0
12. Tony Banfield	1963	7	21	3.0	14	0
Michael Griffin	2008	7	172	24.6	83t	1
Jim Norton	1965	7	52	7.4	18	0
Marcus Robertson	1993	7	137	19.6	69	0
Samari Rolle	2000	7	140	20.0	81t	1
Jack Tatum	1980	7	100	14.3	35	0
<b>18. (15 tied with 6)</b>						

### CAREER SACKS

Player	Years	No
1. Elvin Bethea	1968-83	105.0
2. Ray Childress	1985-95	75.5
3. Jesse Baker	1979-87	66.0
4. William Fuller	1986-93	59.0
5. Sean Jones	1988-93	57.5
6. Jevon Kearse	1999-03, 08-09	52.0
7. Jurrell Casey	2011-19	51.0
8. Robert Brazile	1975-84	48.0
9. Ted Washington	1973-82	45.0
10. Derrick Morgan	2010-18	44.5
11. Kyle Vanden Bosch	2005-09	38.5
12. Curley Culp	1974-80	31.0

### SEASON SACKS

Player	Year	No
1. Elvin Bethea	1973	17.0
2. <i>Jesse Baker</i>	<i>1979</i>	<i>15.5</i>
3. William Fuller	1991	15.0
4. Elvin Bethea	1976	14.5
<i>Jevon Kearse</i>	<i>1999</i>	<i>14.5</i>
6. Elvin Bethea	1971	13.0
Ray Childress	1992	13.0
Sean Jones	1993	13.0
9. Jason Babin	2010	12.5
Sean Jones	1990	12.5
Kyle Vanden Bosch	2005	12.5

## ALL-TIME TEAM LEADERS BY CATEGORY

### CAREER TACKLES (SINCE 1974)

Player	Years	No
1. Gregg Bingham	1973-84	1,970
2. Robert Brazile	1975-84	1,281
3. Keith Bulluck	2000-09	1,265
4. Michael Griffin	2007-15	912
5. Ted Washington	1973-82	907
6. Al Smith	1987-96	877
7. John Grimsley	1984-90	836
8. Blaine Bishop	1993-01	788
9. Ray Childress	1985-95	784
10. Steve Kiner	1974-78	738

### SEASON TACKLES (SINCE 1974)

Player	Year	No
1. Gregg Bingham	1978	223
2. Gregg Bingham	1980	212
3. Gregg Bingham	1974	206
4. Gregg Bingham	1979	203
5. John Grimsley	1986	199
6. Robert Abraham	1984	198
7. Gregg Bingham	1976	191
8. Gregg Bingham	1977	190
9. Gregg Bingham	1975	185
Robert Brazile	1978	185

## YEAR-BY-YEAR LEADERS

### RUSHING

Year	Player	Att	Yds	Avg	Lg	TD
1960	Billy Cannon	152	644	4.2	39	1
1961	Billy Cannon	200	948	4.7	61t	6
1962	Charles Tolar	244	1,012	4.1	25	7
1963	Charles Tolar	194	659	3.4	33	3
1964	Sid Blanks	145	756	5.2	91t	6
1965	Ode Burrell	130	528	4.1	63	3
1966	Ode Burrell	122	406	3.3	45	0
1967	Hoyle Granger	236	1,194	5.1	67t	6
1968	Hoyle Granger	202	848	4.2	47	7
1969	Hoyle Granger	186	740	4.0	23	3
1970	Joe Dawkins	124	517	4.2	49t	2
1971	Robert Holmes	112	323	2.9	31	4
1972	Fred Willis	134	461	3.4	43	0
1973	Fred Willis	171	579	3.4	25	4
1974	Willie Rodgers	122	413	3.4	20	5
1975	Ronnie Coleman	175	790	4.5	46t	5
1976	Ronnie Coleman	171	684	4.0	39	2
1977	Ronnie Coleman	185	660	3.6	22	5
1978	Earl Campbell	302	1,450	4.8	81t	13
1979	Earl Campbell	368	1,697	4.6	61t	19
1980	Earl Campbell	373	1,934	5.2	55t	13
1981	Earl Campbell	361	1,376	3.9	43	10
1982	Earl Campbell	157	538	3.4	22	2
1983	Earl Campbell	322	1,301	4.0	42	12
1984	Larry Moriarty	189	785	4.2	51	6
1985	Mike Rozier	133	462	3.5	30	8
1986	Mike Rozier	199	662	3.3	19t	4
1987	Mike Rozier	229	957	4.2	41	3
1988	Mike Rozier	251	1,002	4.0	28	10
1989	Alonzo Highsmith	128	531	4.1	25	4
1990	Lorenzo White	168	702	4.2	22	8
1991	Allen Pinkett	171	720	4.2	32	9
1992	Lorenzo White	265	1,226	4.6	44	7
1993	Gary Brown	195	1,002	5.1	26	6
1994	Lorenzo White	191	757	4.0	33	3
1995	Rodney Thomas	251	947	3.8	74t	5
1996	Eddie George	335	1,368	4.1	76	8
1997	Eddie George	357	1,399	3.9	30	6
1998	Eddie George	348	1,294	3.7	37t	5
1999	Eddie George	320	1,304	4.1	40	9
2000	Eddie George	403	1,509	3.7	35t	14
2001	Eddie George	315	939	3.0	27	5
2002	Eddie George	343	1,165	3.4	35	12
2003	Eddie George	312	1,031	3.3	27	5
2004	Chris Brown	220	1,067	4.9	52	6
2005	Chris Brown	224	851	3.8	38t	5
2006	Travis Henry	270	1,211	4.5	70t	7
2007	LenDale White	303	1,110	3.7	28	7
2008	Chris Johnson	251	1,228	4.9	66t	9
2009	Chris Johnson	358	2,006	5.6	91t	14
2010	Chris Johnson	316	1,364	4.3	76t	11
2011	Chris Johnson	262	1,047	4.0	48t	4
2012	Chris Johnson	276	1,243	4.5	94t	6
2013	Chris Johnson	279	1,077	3.9	30t	6
2014	Bishop Sankey	152	569	3.7	22	2
2015	Antonio Andrews	143	520	3.6	38	3
2016	DeMarco Murray	293	1,287	4.4	75t	9
2017	Derrick Henry	176	744	4.2	75t	5
2018	Derrick Henry	215	1,059	4.9	99t	12
2019	Derrick Henry	303	1,540	5.1	74t	16

### PASSING

Year	Player	Att	Cmp	Yds	Pct	TD	Int	Avg
1960	George Blanda	363	169	2,413	46.6	24	22	6.7
1961	George Blanda	362	187	3,330	51.7	36	22	9.2
1962	George Blanda	418	197	2,810	47.1	27	42	6.7
1963	George Blanda	423	224	3,003	52.9	24	25	7.0
1964	George Blanda	505	262	3,282	51.9	17	27	6.4
1965	George Blanda	442	186	2,542	42.1	20	30	5.8
1966	George Blanda	271	122	1,764	45.0	17	21	6.4
1967	Pete Beathard	231	94	1,114	40.7	9	14	4.8
1968	Pete Beathard	223	105	1,559	47.1	7	16	6.9
1969	Pete Beathard	370	180	2,455	48.6	10	21	6.4
1970	Charley Johnson	281	144	1,652	51.2	7	12	5.9
1971	Dan Pastorini	270	127	1,702	47.0	7	21	6.3
1972	Dan Pastorini	299	144	1,711	48.2	7	11	5.7
1973	Dan Pastorini	290	154	1,482	53.1	5	17	5.1
1974	Dan Pastorini	247	140	1,571	56.7	10	10	6.4
1975	Dan Pastorini	342	163	2,053	47.7	14	16	6.0
1976	Dan Pastorini	309	167	1,785	53.5	10	10	5.7
1977	Dan Pastorini	319	169	1,987	53.0	13	18	6.2
1978	Dan Pastorini	368	199	2,473	54.1	16	17	6.7
1979	Dan Pastorini	324	163	2,090	50.3	14	18	6.5
1980	Ken Stabler	454	293	3,202	64.5	13	28	7.0
1981	Ken Stabler	285	165	1,988	57.9	14	18	6.9
1982	Archie Manning	125	66	877	52.8	6	6	7.0
1983	Oliver Luck	217	124	1,375	57.1	8	13	6.3
1984	Warren Moon	450	259	3,338	57.6	12	14	7.4
1985	Warren Moon	377	200	2,709	53.1	15	19	7.2
1986	Warren Moon	488	256	3,489	52.5	13	26	7.2
1987	Warren Moon	368	184	2,806	50.0	21	18	7.6
1988	Warren Moon	294	160	2,327	54.4	17	8	7.9
1989	Warren Moon	464	280	3,631	60.3	23	14	7.8
1990	Warren Moon	584	362	4,689	62.0	33	13	8.0
1991	Warren Moon	655	404	4,690	61.7	23	21	7.2
1992	Warren Moon	346	224	2,521	64.7	18	12	7.3
1993	Warren Moon	520	303	3,485	58.3	21	21	6.7
1994	Billy Joe Tolliver	240	121	1,287	50.4	6	7	5.4
1995	Chris Chandler	356	225	2,460	63.2	17	10	6.9
1996	Chris Chandler	320	184	2,099	57.5	16	11	6.6
1997	Steve McNair	415	216	2,665	52.0	14	13	6.4
1998	Steve McNair	492	289	3,228	58.7	15	10	6.5
1999	Steve McNair	331	187	2,179	56.5	12	8	6.6
2000	Steve McNair	396	248	2,847	62.6	15	13	7.2
2001	Steve McNair	431	264	3,350	61.3	21	12	7.8
2002	Steve McNair	492	301	3,387	61.2	22	15	6.9
2003	Steve McNair	400	250	3,215	62.5	24	7	8.0
2004	Billy Volek	357	218	2,486	61.1	18	10	7.0
2005	Steve McNair	476	292	3,161	61.3	16	11	6.6
2006	Vince Young	357	184	2,199	51.5	12	13	6.2
2007	Vince Young	382	238	2,546	62.3	9	17	6.7
2008	Kerry Collins	415	242	2,676	58.3	12	7	6.5
2009	Vince Young	259	152	1,879	58.7	10	7	7.3
2010	Kerry Collins	278	160	1,823	57.6	14	8	6.6
2011	Matt Hasselbeck	518	319	3,571	61.6	18	14	6.9
2012	Jake Locker	314	177	2,176	56.4	10	11	6.9
2013	Ryan Fitzpatrick	350	217	2,454	62.0	14	12	7.0
2014	Zach Mettenberger	179	107	1,412	59.8	8	7	7.9
2015	Marcus Mariota	370	230	2,818	62.2	19	10	7.6
2016	Marcus Mariota	451	276	3,426	61.2	26	9	7.6
2017	Marcus Mariota	453	281	3,232	62.0	13	15	7.1
2018	Marcus Mariota	331	228	2,528	68.9	11	8	7.6
2019	Ryan Tannehill	286	201	2,742	70.3	22	6	9.6

## YEAR-BY-YEAR LEADERS

RECEIVING							SCORING					
Year	Player	No	Yds	Avg	Lg	TD	Year	Player	TD	PAT	FG	Tot
1960	Bill Groman	72	1,473	20.5	80t	12	1960	George Blanda	4	46	15	115
1961	Charlie Hennigan	82	1,746	21.3	80t	12	1961	George Blanda	0	64	16	112
1962	Charlie Hennigan	54	867	16.1	75t	8	1962	George Blanda	0	48	11	81
1963	Charlie Hennigan	61	1,051	17.2	83t	10	1963	George Blanda	0	37	9	64
1964	Charlie Hennigan	101	1,546	15.3	53t	8	1964	George Blanda	0	38	13	76
1965	Ode Burrell (RB)	55	650	11.8	52t	4	1965	George Blanda	0	28	11	61
1966	Charles Frazier	57	1,129	19.8	79t	12	1966	George Blanda	0	39	16	87
1967	Hoyle Granger (RB)	31	300	9.6	43	3	1967	John Wittenborn	0	30	14	72
1968	Alvin Reed (TE)	46	747	16.2	60	5	1968	Wayne Walker	0	26	8	50
1969	Alvin Reed (TE)	51	664	13.0	43	2	1969	Roy Gerela	0	29	19	86
1970	Alvin Reed (TE)	47	604	12.9	34	2	1970	Roy Gerela	0	23	18	77
1971	Jim Beirne	38	550	14.5	40	1	1971	Mark Moseley	0	25	16	73
1972	Fred Willis (RB)	45	297	6.6	27	2	1972	Skip Butler	0	12	16	51
1973	Fred Willis (RB)	57	371	6.5	50	1	1973	Skip Butler	0	15	21	66
1974	Ken Burrough	36	492	13.7	51	2	1974	Skip Butler	0	29	9	56
1975	Ken Burrough	53	1,063	20.1	77t	8	1975	Skip Butler	0	31	18	85
1976	Ken Burrough	51	932	18.2	69	7	1976	Skip Butler	0	24	16	72
1977	Ken Burrough	43	816	19.0	85t	8	1977	Toni Fritsch	0	19	12	55
1978	Ken Burrough	47	624	13.3	44	2	1978	Earl Campbell (RB)	13	0	0	78
1979	Ken Burrough	40	752	18.8	55t	6	1979	Earl Campbell (RB)	19	0	0	114
1980	Mike Barber (TE)	59	712	12.1	79t	5	1980	Toni Fritsch	0	26	19	83
1981	Ken Burrough	40	668	16.7	71t	7	1981	Toni Fritsch	0	32	15	77
1982	Dave Casper (TE)	36	573	15.9	38	6	1982	Dave Casper (TE)	6	0	0	36
1983	Tim Smith	83	1,176	14.2	47t	6	1983	Florian Kempf	0	33	17	84
1984	Tim Smith	69	1,141	16.5	75t	4	1984	Joe Cooper	0	13	11	46
1985	Butch Woolfolk (RB)	80	814	10.2	80t	4	1985	Tony Zendejas	0	29	21	92
1986	Drew Hill	65	1,112	17.1	81t	5	1986	Tony Zendejas	0	28	22	94
1987	Ernest Givins	53	933	17.6	83t	6	1987	Tony Zendejas	0	32	20	92
1988	Drew Hill	72	1,141	15.8	57t	10	1988	Tony Zendejas	0	48	22	114
1989	Drew Hill	66	938	14.2	50	8	1989	Tony Zendejas	0	40	25	115
1990	Haywood Jeffires	74	1,048	14.2	87t	8	1990	Lorenzo White (RB)	12	0	0	72
	Drew Hill	74	1,019	13.8	57	5	1991	Ian Howfield	0	25	13	64
1991	Haywood Jeffires	100	1,181	11.8	44	7	1992	Al Del Greco	0	41	21	104
1992	Haywood Jeffires	90	913	10.1	47	9	1993	Al Del Greco	0	39	29	126
1993	Webster Slaughter	77	904	11.7	41	5	1994	Al Del Greco	0	18	16	66
1994	Webster Slaughter	68	846	12.4	57	2	1995	Al Del Greco	0	33	27	114
	Haywood Jeffires	68	783	11.5	50	6	1996	Al Del Greco	0	35	32	131
1995	Haywood Jeffires	61	684	11.2	35t	8	1997	Al Del Greco	0	32	27	113
1996	Frank Wycheck (TE)	53	511	9.6	29	6	1998	Al Del Greco	0	28	36	136
1997	Frank Wycheck (TE)	63	748	11.9	42	4	1999	Al Del Greco	0	43	21	106
1998	Frank Wycheck (TE)	70	768	11.0	38	2	2000	Al Del Greco	0	37	27	118
1999	Frank Wycheck (TE)	69	641	9.3	35	2	2001	Joe Nedney	0	34	20	94
2000	Frank Wycheck (TE)	70	636	9.1	26	4	2002	Joe Nedney	0	36	25	111
2001	Derrick Mason	73	1,128	15.5	71t	9	2003	Gary Anderson	0	42	27	123
2002	Derrick Mason	79	1,012	12.8	40	5	2004	Gary Anderson	0	37	17	88
2003	Derrick Mason	95	1,303	13.7	50t	8	2005	Rob Bironas	0	30	23	99
2004	Derrick Mason	96	1,168	12.2	37t	7	2006	Rob Bironas	0	32	22	98
2005	Drew Bennett	58	738	12.7	55t	4	2007	Rob Bironas	0	28	35	133
2006	Drew Bennett	46	737	16.0	39	3	2008	Rob Bironas	0	40	29	127
2007	Justin Gage	55	750	13.6	73	2	2009	Rob Bironas	0	37	27	118
	Roydell Williams	55	719	13.1	48	4	2010	Rob Bironas	0	38	24	110
2008	Bo Scaife (TE)	58	561	9.7	44	2	2011	Rob Bironas	0	34	29	121
2009	Chris Johnson (RB)	50	503	10.1	69t	2	2012	Rob Bironas	0	35	25	110
2010	Chris Johnson (RB)	44	245	5.6	25	1	2013	Rob Bironas	0	41	25	116
2011	Nate Washington	74	1,023	13.8	57	7	2014	Ryan Succop	0	27	19	84
2012	Kendall Wright	64	626	9.8	38	4	2015	Ryan Succop	0	29	14	71
2013	Kendall Wright	94	1,079	11.5	45	2	2016	Ryan Succop	0	39	22	105
2014	Delanie Walker	63	890	14.1	68	4	2017	Ryan Succop	0	31	35	136
2015	Delanie Walker	94	1,088	11.6	61t	6	2018	Ryan Succop	0	28	26	106
2016	Rishard Matthews	65	945	14.5	60	9	2019	Derrick Henry	18	0	0	108
	Delanie Walker	65	800	12.3	47	7						
2017	Delanie Walker	74	807	10.9	42	3						
2018	Corey Davis	65	891	13.7	51	4						
2019	A.J. Brown	52	1,051	20.2	91t	8						

## YEAR-BY-YEAR LEADERS

## KICKOFF RETURNS

Year	Player	No	Yds	Avg	Lg	TD
1960	Ken Hall	19	594	31.3	104t	1
1961	Billy Cannon	18	439	24.4	47	0
1962	Bobby Jancik	24	726	30.3	61	0
1963	Bobby Jancik	45	1,315	29.3	53	0
1964	Ode Burrell	17	449	26.4	93t	1
1965	Bobby Jancik	18	430	23.9	43	0
1966	Bobby Jancik	34	875	25.7	53	0
1967	Zeke Moore	14	405	28.9	92	1
1968	Zeke Moore	32	787	24.6	45	0
1969	Jerry LeVias	38	940	24.7	87	0
1970	Jerry LeVias	26	598	23.0	37	0
1971	Linzy Cole	32	834	26.1	45	0
1972	Willie Rodgers	17	335	19.7	31	0
1973	Bob Gresham	27	723	26.8	103t	1
1974	Billy Johnson	29	785	27.1	67	0
1975	Billy Johnson	33	798	24.2	81t	1
1976	Billy Johnson	26	579	22.2	53	0
1977	Billy Johnson	25	630	25.2	76t	1
1978	Johnnie Dirden	32	780	24.4	60	0
1979	Richard Ellender	24	514	21.4	35	0
1980	Carl Roaches	37	746	20.2	46	0
1981	Carl Roaches	28	769	27.5	96t	1
1982	Carl Roaches	21	441	21.0	45	0
1983	Steve Brown	31	795	25.6	93t	1
1984	Carl Roaches	30	679	22.6	49	0
1985	Willie Drewrey	26	642	24.7	52	0
1986	Willie Drewrey	25	500	20.0	32	0
	Allen Pinkett	26	519	20.0	48	0
1987	Curtis Duncan	28	546	19.5	62	0
1988	Leonard Harris	34	678	19.9	56	0
1989	Kenny Johnson	21	372	17.7	39	0
1990	Gerald McNeil	27	551	20.4	64	0
1991	Allen Pinkett	26	508	19.5	41	0
1992	Pat Coleman	14	290	20.7	28	0
1993	Willie Drewrey	15	293	19.5	34	0
1994	Todd McNair	23	481	20.9	44	0
1995	Mel Gray	53	1,183	22.3	54	0
1996	Mel Gray	50	1,224	24.5	88	0
1997	Derrick Mason	26	551	21.2	54	0
1998	Mike Archie	42	913	21.7	50	0
1999	Derrick Mason	41	805	19.6	41	0
2000	Derrick Mason	42	1,132	27.0	66	0
2001	Derrick Mason	34	748	22.0	101t	1
2002	John Simon	20	371	18.6	29	0
2003	Jake Schifino	35	703	20.1	39	0
2004	Jason McAddley	38	849	22.3	45	0
2005	Pacman Jones	43	1,127	26.2	85	0
2006	Bobby Wade	50	1,194	23.9	48	0
2007	Michael Griffin	18	422	23.4	48	0
2008	Chris Carr	35	984	28.1	52	0
2009	Kenny Britt	24	523	21.8	56	0
2010	Marc Mariani	60	1,530	25.5	98t	1
2011	Marc Mariani	32	748	23.4	49	0
2012	Darius Reynaud	53	1,240	23.4	105t	1
2013	Leon Washington	16	481	30.1	95	0
2014	Leon Washington	31	738	23.8	52	0
2015	Dexter McCluster	13	285	21.9	32	0
2016	Marc Mariani	26	560	21.5	37	0
2017	Adoree' Jackson	25	578	23.1	57	0
2018	Darius Jennings	22	698	31.7	94t	1
2019	Kalif Raymond	18	403	22.4	45	0

## PUNT RETURNS

Year	Player	No	Yds	Avg	Lg	TD
1960	Billy Cannon	4	96	24.0	51	0
1961	Billy Cannon	9	70	7.8	20	0
1962	Bobby Jancik	14	164	11.7	21	0
1963	Bobby Jancik	13	145	11.2	56	0
1964	Bobby Jancik	14	220	15.7	82t	1
1965	Bobby Jancik	12	85	7.1	25	0
1966	Ode Burrell	8	76	9.5	29	0
1967	Larry Carwell	9	154	17.1	54	0
1968	Sid Blanks	22	179	8.1	39	0
1969	Jerry LeVias	35	292	8.3	46	0
1970	Jerry LeVias	25	213	8.5	33	0
1971	Linzy Cole	14	107	7.6	31	0
1972	Ken Houston	25	148	5.9	33	0
1973	Jeff Severson	16	126	7.9	74	0
1974	Billy Johnson	30	409	13.6	49	0
1975	Billy Johnson	40	612	15.3	83t	3
1976	Billy Johnson	39	397	10.2	46	0
1977	Billy Johnson	35	539	15.4	87t	2
1978	Ronnie Coleman	16	142	8.9	32	0
1979	Richard Ellender	31	203	6.5	36	0
1980	Carl Roaches	47	384	8.2	68	0
1981	Carl Roaches	39	296	7.6	40	0
1982	Carl Roaches	19	104	5.5	25	0
1983	Carl Roaches	20	159	8.0	23	0
1984	Carl Roaches	26	152	5.8	18	0
1985	Willie Drewrey	24	215	9.0	23	0
1986	Willie Drewrey	25	262	7.7	25	0
1987	Kenny Johnson	24	196	8.2	26	0
1988	Kenny Johnson	30	170	5.7	16	0
1989	Kenny Johnson	19	122	6.4	19	0
1990	Gerald McNeil	30	172	5.7	26	0
1991	Pat Coleman	22	138	6.3	24	0
1992	Webster Slaughter	20	142	7.1	20	0
1993	Willie Drewrey	41	275	6.7	18	0
1994	Ernest Givins	37	210	5.7	78t	1
1995	Mel Gray	30	303	10.1	20	0
1996	Mel Gray	22	205	9.3	40	0
1997	Mel Gray	17	144	8.5	30	0
1998	Derrick Mason	31	228	7.4	25	0
1999	Derrick Mason	26	225	8.7	65t	1
2000	Derrick Mason	51	662	13.0	69t	1
2001	Derrick Mason	20	128	6.4	20	0
2002	John Simon	13	113	8.7	30	0
2003	Justin McCareins	29	330	11.4	58t	1
2004	Derrick Mason	24	93	3.9	13	0
2005	Pacman Jones	29	272	9.4	52t	1
2006	Pacman Jones	34	440	12.9	90t	3
2007	Chris Davis	31	293	9.5	39	0
2008	Chris Carr	32	323	10.1	44	0
2009	Alvin Pearman	11	112	10.2	18	0
2010	Marc Mariani	27	329	12.2	87t	1
2011	Marc Mariani	46	490	10.7	79t	1
2012	Darius Reynaud	31	410	13.2	81t	2
2013	Darius Reynaud	18	135	7.5	35	0
2014	Dexter McCluster	22	155	7.0	48	0
2015	Dexter McCluster	24	217	9.0	37	0
2016	Marc Mariani	29	235	8.1	18	0
2017	Adoree' Jackson	34	290	8.5	46	0
2018	Adoree' Jackson	16	148	9.3	26	0
2019	Adam Humphries	12	78	6.5	21	0

## YEAR-BY-YEAR LEADERS

INTERCEPTIONS							SACKS		
Year	Player	No	Yds	Avg	Lg	TD	Year	Player	Total
1960	Mark Johnston (CB)	4	42	10.5	33	0	1960	Don Floyd (DE)	4
	Dennit Morris (LB)	4	32	8.0	26	0	1961	Doug Cline (LB)	6
	Julian Spence (S)	4	5	1.3	5	0	1962	Ed Husmann (DT)	10
1961	Jim Norton (S)	9	150	16.7	36	0	1963	Ed Husmann (DT)	5
1962	Jim Norton (S)	8	75	9.4	36	0		Gary Cutsinger (DE)	5
1963	Fred Glick (S)	12	180	15.0	40	1	1964	Ed Husmann (DT)	4
1964	Pete Jaquess (CB)	8	141	17.6	98t	1		Don Floyd (DE)	4
1965	W.K. Hicks (CB)	9	156	17.3	31	0	1965	Gary Cutsinger (DE)	7
1966	Jim Norton (S)	4	125	31.3	56	0	1966	Gary Cutsinger (DE)	5
	Fred Glick (S)	4	47	11.8	41	0	1967	George Rice (DT)	6
1967	Miller Farr (CB)	10	264	26.4	67	3	1968	Pat Holmes (DE)	6
1968	Ken Houston (S)	5	160	32.0	66t	2	1969	Elvin Bethea (DE)	14
1969	Miller Farr (CB)	6	48	8.0	35	0	1970	Elvin Bethea (DE)	9.5
1970	Zeke Moore (CB)	6	85	14.2	32	0	1971	Elvin Bethea (DE)	13
1971	Ken Houston (S)	9	220	24.4	48t	4	1972	Mike Tilleman (DT)	12
1972	Bob Atkins (S)	2	37	18.5	34	0	1973	Elvin Bethea (DE)	17
	John Charles (S)	2	6	3.0	6	0	1974	Ted Washington (LB)	11
1973	Guy Roberts (LB)	4	55	13.8	27	0	1975	Curly Culp (DT)	11.5
	Jeff Severson (S)	4	24	6.0	19	0	1976	Elvin Bethea (DE)	14.5
1974	Bob Atkins (S)	6	85	14.2	36	0	1977	James Young (DE)	7.5
1975	Zeke Moore (CB)	5	137	27.4	74	0	1978	Elvin Bethea (DE)	8
1976	C.L. Whittington (S)	5	103	20.6	50	0	1979	Jesse Baker (DE)	15.5
1977	Mike Reinfeldt (S)	5	78	15.6	30	0	1980	Mike Stensrud (DE)	7
1978	Willie Alexander (CB)	5	51	10.2	29	0	1981	Jesse Baker (DE)	10
1979	Mike Reinfeldt (S)	12	205	17.1	39	0	1982	Jesse Baker (DE)	7.5
1980	Jack Tatum (S)	7	100	14.3	35	0	1983	Jesse Baker (DE)	5.5
1981	Greg Sterrick (CB)	3	94	31.3	38	0	1984	Jesse Baker (DE)	11
	Carter Hartwig (DB)	3	78	26.0	36	0	1985	Jesse Baker (DE)	5.5
1982	Robert Brazile (LB)	1	31	31.0	31	0	1986	Ray Childress (DE)	5
	Gregg Bingham (LB)	1	8	8.0	8	0	1987	Ray Childress (DE)	6
	Vernon Perry (S)	1	8	8.0	8	0	1988	Ray Childress (DE)	8.5
1983	Willie Tullis (DB)	5	65	13.0	44	0		William Fuller (DE)	8.5
1984	Willie Tullis (DB)	4	48	12.0	22	0	1989	Ray Childress (DE)	8.5
1985	Steve Brown (CB)	5	41	8.2	22	0	1990	Sean Jones (DE)	12.5
1986	Allen Lyday (S)	3	24	8.0	24	0	1991	William Fuller (DE)	15
	Patrick Allen (CB)	3	20	6.7	18	0	1992	Ray Childress (DE)	13
1987	Keith Bostic (S)	6	-14	-2.3	7	0	1993	Sean Jones (DE)	13
1988	Jeff Donaldson (S)	4	29	7.3	23	0	1994	Lamar Lathon (DE)	8.5
1989	Steve Brown (CB)	5	54	10.8	41	0	1995	Anthony Cook (DE)	4.5
1990	Richard Johnson (CB)	8	100	12.5	35	1		Henry Ford (DE)	4.5
1991	Cris Dishman (CB)	6	61	10.2	43	0	1996	Anthony Cook (DE)	7.5
1992	Jerry Gray (CB)	6	24	4.0	22	0	1997	Kenny Holmes (DE)	7
1993	Marcus Robertson (S)	7	137	19.6	69	0		Gary Walker (DT)	7
1994	Darryll Lewis (CB)	5	57	11.4	20	0	1998	Lonnie Marts (LB)	4
1995	Darryll Lewis (CB)	6	145	24.2	98t	1	1999	Jevon Kearse (DE)	14.5
1996	Darryll Lewis (CB)	5	103	20.6	53	1	2000	Jevon Kearse (DE)	11.5
1997	Darryll Lewis (CB)	5	115	23.0	47t	1	2001	Jevon Kearse (DE)	10.0
	Marcus Robertson (S)	5	127	25.4	48	0	2002	Kevin Carter (DE)	10.0
1998	Darryll Lewis (CB)	4	40	10.0	33	0	2003	Jevon Kearse (DE)	9.5
1999	Samari Rolle (CB)	4	65	16.3	30	0	2004	Kevin Carter (DE)	6.0
2000	Samari Rolle (CB)	7	140	20.0	81t	1	2005	Kyle Vanden Bosch (DE)	12.5
2001	Andre Dyson (CB)	3	36	12.0	36	0	2006	Kyle Vanden Bosch (DE)	6.5
	Samari Rolle (CB)	3	3	1.0	3	0	2007	Kyle Vanden Bosch (DE)	12
2002	Lance Schulters (S)	6	56	9.3	28	0	2008	Albert Haynesworth (DT)	8.5
2003	Samari Rolle (CB)	6	141	23.5	52	0	2009	Jacob Ford (DE)	5.5
2004	Andre Dyson (CB)	6	135	22.5	44	0	2010	Jason Babin (DE)	12.5
2005	Reynaldo Hill (CB)	3	88	29.3	52t	1	2011	Karl Klug (DT)	7.0
2006	Chris Hope (S)	5	105	21.0	61t	1	2012	Derrick Morgan (DE)	6.5
2007	Keith Bulluck (LB)	5	63	12.6	35	0	2013	Jurrell Casey (DT)	10.5
2008	Michael Griffin (S)	7	172	24.6	83t	1	2014	Derrick Morgan (OLB)	6.5
2009	Cortland Finnegan (CB)	5	194	38.8	80	1	2015	Jurrell Casey (DT)	7.0
2010	Michael Griffin (S)	4	50	12.5	28	0		Brian Orakpo (OLB)	7.0
2011	Michael Griffin (S)	2	0	0.0	0	0	2016	Brian Orakpo (OLB)	10.5
	Jason McCourty (CB)	2	52	26.0	30	0	2017	Derrick Morgan (OLB)	7.5
2012	Michael Griffin (S)	4	59	14.8	33	0	2018	Jurrell Casey (DT)	7.0
	Jason McCourty (CB)	4	29	7.3	28	0	2019	Harold Landry III (OLB)	9.0
2013	Alterraun Verner (CB)	5	68	13.6	34	1			
2014	Jason McCourty (CB)	3	0	0.0	0	0			
2015	Zach Brown (LB)	2	45	22.5	45	0			
	Coty Sensabaugh (CB)	2	42	21.0	26t	1			
2016	Perrish Cox (CB)	3	3	1.0	3	0			
2017	Kevin Byard (S)	8	130	16.3	33	0			
2018	Kevin Byard (S)	4	1	0.3	1	0			
2019	Kevin Byard (S)	5	79	15.8	28	0			



## YEAR-BY-YEAR LEADERS

### TACKLES (SINCE 1974)

Year	Player	Solo	Assist	Total	Year	Player	Solo	Assist	Total
1974	Gregg Bingham (LB)	128	78	206	1999	Blaine Bishop (S)	83	30	113
1975	Gregg Bingham (LB)	110	75	185		Eddie Robinson (LB)	64	49	113
1976	Gregg Bingham (LB)	100	91	191	2000	Randall Godfrey (LB)	97	72	169
1977	Gregg Bingham (LB)	95	95	190	2001	Randall Godfrey (LB)	79	32	111
1978	Gregg Bingham (LB)	109	114	223	2002	Keith Bulluck (LB)	116	64	180
1979	Gregg Bingham (LB)	100	103	203	2003	Keith Bulluck (LB)	110	61	171
1980	Gregg Bingham (LB)	112	100	212	2004	Keith Bulluck (LB)	108	63	171
1981	Gregg Bingham (LB)	112	60	172	2005	Keith Bulluck (LB)	106	44	150
1982	Daryl Hunt (LB)	61	24	85	2006	Keith Bulluck (LB)	107	54	161
1983	Gregg Bingham (LB)	87	48	135	2007	David Thornton (LB)	97	43	140
1984	Robert Abraham (LB)	106	92	198	2008	Keith Bulluck (LB)	83	37	120
1985	Avon Riley (LB)	80	67	147	2009	Stephen Tulloch (LB)	95	37	132
1986	John Grimsley (LB)	112	87	199	2010	Stephen Tulloch (LB)	121	48	169
1987	Al Smith (LB)	46	56	102	2011	Jordan Babineaux (S)	81	36	117
1988	John Grimsley (LB)	70	45	115	2012	Akeem Ayers (LB)	79	31	110
1989	John Grimsley (LB)	73	30	103	2013	Bernard Pollard (S)	93	49	142
1990	Al Smith (LB)	78	26	104	2014	Wesley Woodyard (LB)	66	68	134
1991	Al Smith (LB)	101	45	146	2015	Avery Williamson (LB)	79	58	137
1992	Al Smith (LB)	70	52	122	2016	Avery Williamson (LB)	76	73	149
1993	Al Smith (LB)	67	28	95	2017	Wesley Woodyard (LB)	104	68	172
1994	Al Smith (LB)	97	45	142	2018	Wesley Woodyard (LB)	85	39	124
1995	Blaine Bishop (S)	75	22	97	<b>2019</b>	<b>Rashaan Evans (LB)</b>	<b>84</b>	<b>55</b>	<b>139</b>
1996	Blaine Bishop (S)	73	36	100					
1997	Barron Wortham (LB)	61	36	97					
1998	Joe Bowden (LB)	88	57	145					

## INDIVIDUAL RECORDS: SERVICE

### Number of Games Played in Regular Season

1960-77: 14 games

1978-81, 1983-86, 1988-present: 16 games

1982: 9 games

1987: 15 games

### Most Seasons

19	Bruce Matthews, 1983-2001
16	Elvin Bethea, 1968-83
13	Brad Hopkins, 1993-2005
12	Gregg Bingham, 1973-84
12	Mike Munchak, 1982-93
12	Craig Hentrich, 1998-09

### Most Seasons, Active

11	<b>Brett Kern</b> , 2009-19
9	Jurrell Casey, 2011-19
8	<b>Beau Brinkley</b> , 2012-19

### Most Games Played

296	Bruce Matthews, 1983-2001
210	Elvin Bethea, 1968-83
194	Brad Hopkins, 1993-2005
177	Craig Hentrich, 1998-2009
173	Gregg Bingham, 1973-84
170	<b>Brett Kern</b> , 2009-19

160	Ray Childress, 1985-95
159	Mike Munchak, 1982-93
157	Keith Bulluck, 2000-09
152	Benji Olson, 1998-2007
151	Al Del Greco, 1991-2000
148	Michael Roos, 2005-14
147	Robert Brazile, 1975-84
146	Ted Thompson, 1975-84
145	Zeke Moore, 1967-77
144	Rob Bironas, 2005-13
144	Ken Burrough, 1971-81
141	Michael Griffin, 2007-15
141	Warren Moon, 1984-93

### Most Games Played, Active

170	<b>Brett Kern</b> , 2009-19
139	Jurrell Casey, 2011-19
128	<b>Beau Brinkley</b> , 2012-19

### Most Consecutive Games Played

232	Bruce Matthews, 1987-2001
170	<b>Brett Kern</b> , 2009-19
147	Robert Brazile, 1975-84
146	Craig Hentrich, 1998-2007
144	Rob Bironas, 2005-13
135	Elvin Bethea, 1968-77

135	Keith Bulluck, 2000-09
134	Gregg Bingham, 1973-81
128	<b>Beau Brinkley</b> , 2012-19
128	Eddie George, 1996-2003

### Most Consecutive Games Played, Active

170	<b>Brett Kern</b> , 2009-19
128	<b>Beau Brinkley</b> , 2012-19

### Most Consecutive Games Started

229	Bruce Matthews, 1987-2001
147	Robert Brazile, 1975-84
135	Elvin Bethea, 1968-77
134	Gregg Bingham, 1973-81
128	Eddie George, 1996-2003
127	Keith Bulluck, 2001-09

### Most Consecutive Games Started, Active

55	<b>Kevin Byard</b> , 2016-19
32	<b>DaQuan Jones</b> , 2018-19

## INDIVIDUAL RECORDS: SCORING

### Most Seasons Leading Team

9	Rob Bironas, 2005-13
9	Al Del Greco, 1992-2000
7	George Blanda, 1960-66
5	Ryan Succop, 2014-18
5	Tony Zendejas, 1985-90

### Most Consecutive Seasons Leading Team

9	Rob Bironas, 2005-13
9	Al Del Greco, 1992-2000
7	George Blanda, 1960-66

5	Ryan Succop, 2014-18
5	Tony Zendejas, 1985-89

## POINTS

### Career

1,060	Al Del Greco, 1991-2000 (322 PAT, 246 FG)
1,032	Rob Bironas, 2005-13 (315 PAT, 239 FG)

598	George Blanda, 1960-66 (4 TD, 301 PAT, 91 FG)
548	Tony Zendejas, 1985-90 (197 PAT, 117 FG)
529	Ryan Succop, 2014-19 (178 PAT, 117 FG)
450	Eddie George, 1996-2003 (74 TD, 3 two-point)
438	Earl Campbell, 1978-84 (73 TD)

## INDIVIDUAL RECORDS: SCORING

### Season

136	Ryan Succop, 2017 (31 PAT, 35 FG)
136	Al Del Greco, 1998 (28 PAT, 36 FG)
133	Rob Bironas, 2007 (28 PAT, 35 FG)
131	Al Del Greco, 1996 (35 PAT, 32 FG)
127	Rob Bironas, 2008 (40 PAT, 29 FG)
126	Al Del Greco, 1993 (39 PAT, 29 FG)
123	Gary Anderson, 2003 (42 PAT, 27 FG)

### Most Seasons, 100 or More Points

8	Al Del Greco, 1992-93, 1995-2000
7	Rob Bironas, 2007-13
3	Ryan Succop, 2016-18
2	George Blanda, 1960-61
2	Tony Zendejas, 1988-89

### Season, Rookie

92	Tony Zendejas, 1985 (29 PAT, 21 FG)
86	Roy Gerela, 1969 (29 PAT, 19 FG)
72	Bill Groman, 1960 (12 TD)

### Game

30	Billy Cannon, @ N.Y. Titans, 12/10/61 (5 TD)
26	Rob Bironas, @ Hou., 10/21/07 (8 FG, 2 PAT)
26	George Blanda, vs. L.A. Chargers, 9/18/60 (3 TD, 5 PAT, 1 FG)

### Game, Opponent

24	Art Powell, @ Oakland, 12/22/63
24	Corey Dillon, @ Cincinnati, 12/4/97
19	Robbie Gould, @ San Francisco, 12/17/17
19	Cody Parkey, @ Philadelphia, 11/23/14
19	Horst Muhlmann, vs. Cincinnati, 12/17/72

### Most Consecutive Games Scoring

67	Al Del Greco, 1994-00
46	Rob Bironas, 2006-08

## TOUCHDOWNS

### Career

74	Eddie George, 1996-2003
73	Earl Campbell, 1978-84
58	Chris Johnson, 2008-13
51	Charlie Hennigan, 1960-66
49	Kenny Burrough, 1971-81
	Ernest Givins, 1986-94

### Season

19	Earl Campbell, 1979
18	<b>Derrick Henry</b> , 2019
18	Bill Groman, 1961

### Game

5	Billy Cannon, @ N.Y. Titans, 12/10/61
---	---------------------------------------

### Game, Opponent

4	Art Powell, @ Oakland, 12/22/63
4	Bob Hayes, @ Dallas, 12/20/70
4	Corey Dillon, @ Cincinnati, 12/4/97
3	21 times, last by Antonio Brown, @ Pittsburgh, 11/16/17

### Most Consecutive Team Games Scoring TD

8	Bill Groman, 1961
6	DeMarco Murray, 2016
5	<b>Derrick Henry</b> , 2019
5	Hoyle Granger, 1967
5	Ken Burrough, 1977
5	Earl Campbell, 1979
5	Earl Campbell, 1983
5	Chris Sanders, 1995
5	Eddie George, 1998-99
5	Kenny Britt, 2010

## POINTS AFTER TOUCHDOWNS

### Career

322	Al Del Greco, 1991-2000
315	Rob Bironas, 2005-13
301	George Blanda, 1960-66
197	Tony Zendejas, 1985-90
178	Ryan Succop, 2014-19
149	Toni Fritsch, 1977-81

### Season

64	George Blanda, 1961
48	George Blanda, 1962
	Tony Zendejas, 1988

### Game

8	George Blanda, vs. N.Y. Titans, 10/14/62
7	George Blanda, @ Denver, 11/5/61
7	George Blanda, vs. N.Y. Titans, 11/19/61
7	George Blanda, @ Oakland, 12/22/63
7	Teddy Garcia, vs. Cleveland, 12/9/90

### Most Made, Opponent, Game

8	Stephen Gostkowski, @ New England, 10/18/09
7	Mason Crosby, @ Green Bay, 12/23/12
7	Cotton Davidson, @ Oakland, 12/22/63
7	Horst Muhlmann, vs. Cincinnati, 12/17/72
7	Jim Breech, @ Cincinnati, 12/17/89
7	Sebastian Janikowski, @ Oakland, 9/29/02
7	Lawrence Tynes, vs. Kansas City, 12/13/04

### Most Consecutive PATs

285	Rob Bironas, 2006-13
229	Al Del Greco, 1993-2000
79	Gary Anderson, 2003-04
76	Al Del Greco, 1991-93
75	Skip Butler, 1972-76

### Most Two-Point Conversions, Career

3	Eddie George, 1996-2003
3	Haywood Jeffires, 1987-95
3	Steve McNair, 1995-2005

### Most Two-Point Conversions, Season

3	Haywood Jeffires, 1994
---	------------------------

### Most Two-Point Conversions, Game

1	30 times, last by Ryan Tannehill vs. Kansas City, 11/10/19 (run)
---	--

### Most Two-Point Conversions, Opponent, Game

2	Charles Johnson @ Pittsburgh, 11/1/98 (pass, pass)
---	--

## FIELD GOALS

### Most Attempted, Career

295	Al Del Greco, 1991-2000
279	Rob Bironas, 2005-13
187	George Blanda, 1960-66
163	Tony Zendejas, 1985-90
140	Ryan Succop, 2014-19
122	Skip Butler, 1972-77

### Most Attempted, Season

42	Ryan Succop, 2017
40	Roy Gerela, 1969
39	Al Del Greco, 1998
39	Rob Bironas, 2007
38	Al Del Greco, 1996
37	Tony Zendejas, 1989
35	Al Del Greco, 1997

### Most Attempted, Game

8	Rob Bironas, @ Houston, 10/21/07
6	George Blanda, vs. N.Y. Titans, 10/9/60
6	George Blanda, vs. Denver, 9/14/63
6	Skip Butler, @ Cleveland, 10/12/75
6	Al Del Greco, vs. Atlanta, 12/5/93

### Most Attempted, Opponent, Game

7	Tom Dempsey, Philadelphia, 11/12/72
6	Roy Gerela, Pittsburgh, 12/9/73
6	Jim Breech, @ Cincinnati, 11/1/87
6	John Carney, @ San Diego, 9/19/93
6	Sebastian Janikowski, @ Oakland, 11/24/13
6	Robbie Gould, @ San Francisco, 12/17/17
6	Cody Parkey, @ Philadelphia, 11/23/14
6	Blair Walsh, Minnesota, 9/11/16

### Most Made, Career

246	Al Del Greco, 1991-2000
239	Rob Bironas, 2005-13
117	Ryan Succop, 2014-19
117	Tony Zendejas, 1985-90
91	George Blanda, 1960-66
81	Toni Fritsch, 1977-81

### Most Made, Season

36	Al Del Greco, 1998
35	Ryan Succop, 2017
35	Rob Bironas, 2007
32	Al Del Greco, 1996
29	Al Del Greco, 1993
29	Rob Bironas, 2008
29	Rob Bironas, 2011

### Most Made, Game

* 8	Rob Bironas, @ Houston, 10/21/07
5	Ryan Succop, vs. Indianapolis, 10/16/17
5	Al Del Greco, @ Philadelphia, 12/3/2000
5	Roy Gerela, vs. Miami, 9/28/69

\* Denotes NFL Record

## INDIVIDUAL RECORDS: SCORING

### Most Made, Opponent, Game

6	Robbie Gould, @ San Francisco, 12/17/17
6	Tom Dempsey, vs. Philadelphia, 11/12/72
6	John Carney, @ San Diego, 9/19/93
5	8 times, last by Jason Myers, vs. N.Y. Jets, 12/2/18

### Most Consecutive Field Goals Made

20	Al Del Greco, 1998-99
20	Rob Bironas, 2007-08
20	Rob Bironas, 2010
20	Rob Bironas, 2011-12
19	Ryan Succop, 2016-17
19	Rob Bironas, 2007
18	Al Del Greco, 1995-96
16	Ryan Succop, 2017
15	Ryan Succop, 2014-15
14	Al Del Greco, 1999-2000
14	Rob Bironas, 2011
13	Ryan Succop, 2017
13	Al Del Greco, 1994-95

### Most Consecutive Games With Field Goal Made

20	Rob Bironas, 2009-10
19	Rob Bironas, 2006-07
13	Rob Bironas, 2011-12
12	Al Del Greco, 1998
12	Gary Anderson, 2003
12	Rob Bironas, 2008
10	George Blanda, 1964-65

10	George Blanda, 1966
10	Ryan Succop, 2016-17

### Longest Field Goal

60	Rob Bironas, vs. Indianapolis, 12/3/06
56	Al Del Greco, vs. San Francisco, 10/27/96
56	Rob Bironas, @ Denver, 11/19/07
55	Rob Bironas, vs. Denver, 10/3/10
55	Rob Bironas, vs. Houston, 12/29/13
55	George Blanda, vs. San Diego, 12/3/61
54	George Blanda, @ Oakland, 11/11/62
54	Skip Butler, @ Buffalo, 9/19/76
54	Al Del Greco, vs. Kansas City, 9/20/92
54	Ryan Succop, @ Buffalo, 10/7/18

### Longest Field Goal, Opponent

64	Matt Prater, @ Denver, 12/8/13
56	Jason Myers, @ Jacksonville, 12/24/16
56	Jason Elam, Denver, 11/26/95
55	Chris Bahr, @ Cincinnati, 9/23/79
55	Matt Stover, Cleveland, 11/17/91
54	Jan Stenerud, Kansas City, 9/9/67
54	Gary Anderson, Pittsburgh, 12/8/91
54	Matt Bahr, @ N.Y. Giants, 12/21/91
54	Ryan Longwell, Green Bay, 12/16/01
54	Zane Gonzalez, @ Cleveland, 10/22/17
54	Jason Myers, vs. N.Y. Jets, 12/2/18

### Highest Field Goal Percentage, Career (100 made)

85.7	Rob Bironas, 2005-13, (239 of 279)
83.6	Ryan Succop, 2014-19 (117 of 140)
83.4	Al Del Greco, 1991-2000, (246 of 295)

### Season

92.3	Al Del Greco, 1998 (36 of 39)
92.3	Rob Bironas, 2010 (24 of 26)
91.7	Ryan Succop, 2016 (22 of 24)
90.6	Rob Bironas, 2011 (29 of 32)
89.7	Rob Bironas, 2007 (35 of 39)
87.9	Rob Bironas, 2008 (29 of 33)
87.5	Ryan Succop, 2015 (14 of 16)
87.1	Gary Anderson, 2003 (27 of 31)
87.1	Al Del Greco, 1995 (27 of 31)
86.7	Ryan Succop, 2018 (26 of 30)
86.4	Ryan Succop, 2014 (19 of 22)
86.2	Rob Bironas, 2013 (25 of 29)

## SAFETIES

### Most Safeties, Career

2	Elvin Bethea (1968-83)
2	James Young (1977-79)

### Most Safeties, Game

1	41 times, last by Cameron Wake at Cleveland (9/8/19), sack in end zone
---	--

## INDIVIDUAL RECORDS: RUSHING

### Most Seasons Leading Team

8	Eddie George, 1996-2003
6	Earl Campbell, 1978-84
6	Chris Johnson, 2008-13
4	Mike Rozier, 1985-90

### Most Consecutive Seasons Leading Team

8	Eddie George, 1996-2003
6	Earl Campbell, 1978-83
6	Chris Johnson, 2008-13
4	Mike Rozier, 1985-88

## ATTEMPTS

### Career

2,733	Eddie George, 1996-2003
1,979	Earl Campbell, 1978-84
1,742	Chris Johnson, 2008-13
1,000	Lorenzo White, 1988-94
910	Mike Rozier, 1985-90
907	Charles Tolar, 1960-66
804	<b>Derrick Henry</b> , 2016-19
773	Hoyle Granger, 1966-70, 72

### Season

403	Eddie George, 2000
373	Earl Campbell, 1980
368	Earl Campbell, 1979
361	Earl Campbell, 1981

### Game

39	Earl Campbell, vs. Seattle, 10/11/81
----	--------------------------------------

38	Earl Campbell, @ Kansas City, 10/12/80
37	Earl Campbell, vs. Cincinnati, 10/4/81

### Game, Opponent

39	Corey Dillon, @ Cincinnati, 12/4/97
34	Rodney Hampton, N.Y. Giants, 11/21/94
33	Le'Veon Bell, Pittsburgh, 11/17/14
32	Greg Pruitt, Cleveland, 12/3/81
32	Tony Collins, @ New England, 11/28/82
32	Melvin Gordon, @ San Diego, 11/6/16

## YARDS GAINED

### Career

10,009	Eddie George, 1996-2003
8,574	Earl Campbell, 1978-84
7,965	Chris Johnson, 2008-13
4,079	Lorenzo White, 1988-94
3,833	<b>Derrick Henry</b> , 2016-19
3,514	Hoyle Granger, 1966-70, 72
3,439	Steve McNair, 1995-05
3,426	Mike Rozier, 1985-90

### Season

2,006	Chris Johnson, 2009
1,934	Earl Campbell, 1980
1,697	Earl Campbell, 1979
1,540	<b>Derrick Henry</b> , 2019

1,509	Eddie George, 2000
1,450	Earl Campbell, 1978

### Season, Rookie

1,450	Earl Campbell, 1978
1,368	Eddie George, 1996
1,228	Chris Johnson, 2008
947	Rodney Thomas, 1995
756	Sid Blanks, 1964
652	Rob Carpenter, 1977

### Game

238	<b>Derrick Henry</b> vs. Jacksonville, 12/6/18
228	Chris Johnson vs. Jacksonville, 11/1/09
216	Billy Cannon, @ N.Y. Titans, 12/10/61
216	Eddie George, vs. Oakland, 8/31/97
211	<b>Derrick Henry</b> , @ Houston, 12/29/19
206	Earl Campbell, @ Chicago, 11/16/80

### Game, Opponent

246	Corey Dillon, @ Cincinnati, 12/4/97
215	Eric Dickerson, @ L.A. Rams, 12/9/84
204	Le'Veon Bell, Pittsburgh, 11/17/14
201	James Brooks, @ Cincinnati, 12/23/90

## INDIVIDUAL RECORDS: RUSHING

### Longest Run

99	<b>Derrick Henry</b> vs. Jacksonville, 12/6/18 (TD)
94	Chris Johnson vs. N.Y. Jets, 12/17/12 (TD)
91	Chris Johnson vs. Houston, 9/20/09 (TD)
91	Sid Blanks vs. N.Y. Jets, 12/13/64 (TD)
89	Chris Johnson vs. Jacksonville, 11/1/09 (TD)
87	Marcus Mariota vs. Jacksonville, 12/6/15 (TD)
85	Chris Johnson vs. Arizona, 11/29/09 (TD)
83	Chris Johnson @ Buffalo, 10/21/12 (TD)
81	Earl Campbell vs. Miami, 11/20/78 (TD)

### Longest Run, Opponent

97	Lamar Miller, @ Houston, 11/26/18 (TD)
91	Wilbert Montgomery, @ Philadelphia, 12/19/82 (TD)
80	Donald Brown, @ Indianapolis, 12/18/11 (TD)
80	Corey Dillon at Cincinnati, 10/8/2000 (TD)
80	Wray Carlton, vs. Buffalo, 12/5/65 (TD)
79	Bill Mathis, @ N.Y. Jets, 11/21/65

### Most Seasons, 1,000 or More Yards

7	Eddie George, 1996-2000, 2002-03
6	Chris Johnson, 2008-13
5	Earl Campbell, 1978-81, 1983
2	<b>Derrick Henry</b> , 2018-19
1	Nine players, last by DeMarco Murray in 2016

### Most Consecutive Seasons, 1,000 or More Yards

6	Chris Johnson, 2008-13
5	Eddie George, 1996-2000
4	Earl Campbell, 1978-81
2	<b>Derrick Henry</b> , 2018-19

2 Eddie George, 2002-03

### Most Games, 200 or More Yards, Season

4	Earl Campbell, 1980
1	Five times, last by <b>Derrick Henry</b> , 2019

### Most Games, 100 or More Yards, Career

39	Earl Campbell, 1978-84
36	Eddie George, 1996-03
35	Chris Johnson, 2008-13
11	Hoyle Granger, 1966-70, 1972
10	<b>Derrick Henry</b> , 2016-19
8	Mike Rozier, 1985-90

### Most Games, 100 or More Yards, Season

12	Chris Johnson, 2009
11	Earl Campbell, 1979
10	Earl Campbell, 1980
8	Chris Johnson, 2010
8	Eddie George, 1997
7	Hoyle Granger, 1967
7	Earl Campbell, 1978, 1983

### Most Consecutive Games, 100 or More Yards

12	Chris Johnson, 2009-10
7	Earl Campbell, 1979
6	Earl Campbell, 1980
5	Eddie George, 1998

## AVERAGE GAIN

### Career (Minimum 750 attempts)

4.77	<b>Derrick Henry</b> (2016-19)
4.57	Chris Johnson (2008-13)
4.56	Hoyle Granger (1966-70, 1972)
4.33	Earl Campbell (1978-84)
4.08	Lorenzo White (1988-94)

### Season

5.60	Chris Johnson, 2009
5.21	Sid Blanks, 1964
5.18	Earl Campbell, 1980
5.14	Gary Brown, 1993
5.08	<b>Derrick Henry</b> , 2019
5.05	Hoyle Granger, 1967

## INDIVIDUAL RECORDS: PASSING

### Most Seasons Leading Team

10	Warren Moon, 1984-93
9	Dan Pastorini, 1971-79
8	Steve McNair, 1997-2003, 2005

### Most Consecutive Seasons Leading Team

10	Warren Moon, 1984-93
9	Dan Pastorini, 1971-79
7	George Blanda, 1960-66
7	Steve McNair, 1997-2003

## ATTEMPTS

### Career

4,546	Warren Moon, 1984-93
3,871	Steve McNair, 1995-2005
2,784	George Blanda, 1960-66
2,767	Dan Pastorini, 1971-79
1,765	Marcus Mariota, 2015-19
1,190	Vince Young, 2006-10

1,081	Kerry Collins, 2006-10
824	Pete Beathard, 1967-69
739	Ken Stabler, 1980-81

### Season

655	Warren Moon, 1991
584	Warren Moon, 1990
520	Warren Moon, 1993
518	Matt Hasselbeck, 2011
505	George Blanda, 1964
492	Steve McNair, 1998
492	Steve McNair, 2002

### Game

68	George Blanda, @ Buffalo, 11/1/64
60	George Blanda, vs. Oakland, 11/7/65
60	Billy Volek, @ Oakland, 12/19/04

## TOUCHDOWNS

### Career

73	Earl Campbell, 1978-84
64	Eddie George, 1996-2003
50	Chris Johnson, 2008-13
38	<b>Derrick Henry</b> , 2016-19
36	Steve McNair, 1995-2005
29	Lorenzo White, 1988-94
27	Mike Rozier, 1985-90

### Season

19	Earl Campbell, 1979
16	<b>Derrick Henry</b> , 2019
15	LenDale White, 2008
14	Eddie George, 2000
14	Chris Johnson, 2009

### Season, Rookie

13	Earl Campbell, 1978
----	---------------------

### Game

4	<b>Derrick Henry</b> , vs. Jacksonville, 12/6/18
4	Earl Campbell, vs. Miami, 11/20/78
4	Lorenzo White, vs. Cleveland, 12/9/90

### Game, Opponent

4	Corey Dillon, @ Cincinnati, 12/4/97
3	12 times, last by Marshall Faulk, @ Ind., 9/4/94

### Most Consecutive Games, Rushing Touchdown

5	<b>Derrick Henry</b> , 2019
5	Earl Campbell, 1979
5	DeMarco Murray, 2016
4	Earl Campbell, 1981
4	<b>Derrick Henry</b> , 2018
4	Alonzo Highsmith, 1989
4	Gary Brown, 1993
4	Eddie George, 2000
4	LenDale White, 2008
3	15 times, last by <b>Derrick Henry</b> , 2019

### Game, Opponent

61	Colt McCoy, @ Cleveland, 10/2/11
59	Peyton Manning, @ Denver, 12/8/13
54	Matt Barkley, @ Chicago, 11/27/16
54	Blake Bortles, Jacksonville, 10/27/16
54	Matt Schaub, Houston, 12/19/10
54	Eric Zeier, @ Cleveland, 11/5/95
53	(four times, last by Matt Ryan, @ Atlanta, 9/29/19)

## COMPLETIONS

### Career

2,632	Warren Moon, 1984-93
2,305	Steve McNair, 1995-2005
1,426	Dan Pastorini, 1971-79
1,347	George Blanda, 1960-66
1,110	Marcus Mariota, 2015-19
689	Vince Young, 2006-10
613	Kerry Collins, 2006-10

## INDIVIDUAL RECORDS: PASSING

458 Ken Stabler, 1980-81

### Season

404 Warren Moon, 1991  
362 Warren Moon, 1990  
319 Matt Hasselbeck, 2011  
303 Warren Moon, 1993  
301 Steve McNair, 2002  
293 Ken Stabler, 1980

### Game

41 Warren Moon, vs. Dallas, 11/10/91  
40 Billy Volek, @ Oakland, 12/19/04  
39 Billy Volek, @ San Diego, 10/3/04  
37 George Blanda, @ Buffalo, 11/1/64  
36 Ryan Fitzpatrick, vs. Arizona, 12/15/13  
36 Warren Moon, vs. Seattle, 11/7/93

### Game, Opponent

40 Colt McCoy, @ Cleveland, 10/2/11  
39 Peyton Manning, @ Denver, 12/8/13  
37 Peyton Manning, @ Indianapolis, 11/3/02  
36 Tim Couch, Cleveland, 9/22/02  
36 Peyton Manning, Indianapolis, 10/11/09  
36 Drew Brees, New Orleans, 12/11/11  
36 Patrick Mahomes, Kansas City, 11/10/19  
35 (four times, last by Matt Ryan, @ Atlanta, 9/29/19)

### Consecutive Completions in a Game (Since 1997)

19 Marcus Mariota, @ Houston, 11/26/18  
15 Marcus Mariota, vs. Philadelphia, 9/30/18

### Consecutive Completions to Begin a Game (Since 1997)

19 Marcus Mariota, @ Houston, 11/26/18  
10 Marcus Mariota, vs. Green Bay, 11/13/16  
10 Steve McNair, @ New England, 9/20/98

## COMPLETION PERCENTAGE

### Career (Minimum 1,500 attempts)

62.9 Marcus Mariota, 2015-19 (1,110 of 1,765)  
59.5 Steve McNair, 1995-2005 (2,305 of 3,871)  
57.9 Warren Moon, 1984-93 (2,632 of 4,546)  
51.5 Dan Pastorini, 1971-79 (1,426 of 2,767)  
48.4 George Blanda, 1960-66 (1,347 of 2,784)

### Season

70.3 Ryan Tannehill, 2019 (201 of 286)  
68.9 Marcus Mariota, 2018 (228 of 331)  
65.6 Cody Carlson, 1992 (149 of 227)  
64.7 Warren Moon, 1992 (224 of 346)  
64.5 Ken Stabler, 1980 (293 of 454)  
63.2 Chris Chandler, 1995 (225 of 356)  
62.6 Steve McNair, 2000 (248 of 396)

62.5 Steve McNair, 2003 (250 of 400)

### Game (Min. 20 attempts)

95.7 Marcus Mariota, @ Houston, 11/26/18 (22 of 23)  
88.5 Chris Chandler, @ Cincinnati, 9/24/95 (23 of 26)  
85.7 Ken Stabler, vs. Baltimore, 9/21/80 (18 of 21)  
82.6 Steve McNair, vs. Indianapolis, 12/8/02 (19 of 23)  
82.6 Warren Moon, vs. Miami, 10/1/89 (19 of 23)  
82.1 Ken Stabler, @ Cleveland, 9/15/80 (23 of 28)  
81.8 Marcus Mariota, vs. Jacksonville, 10/27/16 (18 of 22)  
80.0 Chris Chandler, @ Cleveland, 11/5/95 (16 of 20)

## YARDS GAINED

### Career

33,685 Warren Moon, 1984-93  
27,141 Steve McNair, 1995-2005  
19,149 George Blanda, 1960-66  
16,846 Dan Pastorini, 1971-79  
13,207 Marcus Mariota, 2015-19  
8,098 Vince Young, 2006-10  
6,804 Kerry Collins, 2006-10  
5,190 Ken Stabler, 1980-81  
5,128 Pete Beathard, 1967-69

### Season

4,690 Warren Moon, 1991  
4,689 Warren Moon, 1990  
3,631 Warren Moon, 1989  
3,571 Matt Hasselbeck, 2011  
3,489 Warren Moon, 1986  
3,485 Warren Moon, 1993

### Game

527 Warren Moon, @ Kansas City, 12/16/90  
492 Billy Volek, @ Oakland, 12/19/04  
464 George Blanda, @ Buffalo, 10/29/61  
457 Jacky Lee, @ Boston, 10/13/61  
432 Warren Moon, vs. Dallas, 11/10/91

### Game, Opponent

446 Patrick Mahomes, Kansas City, 11/10/19  
425 Peyton Manning, @ Indianapolis, 12/5/04  
407 Tom Flores, @ Oakland, 12/22/63  
406 Tony Romo, @ Dallas, 10/10/10  
397 Peyton Manning, @ Denver, 12/8/13  
397 Matt Ryan, @ Atlanta, 9/29/19  
393 Andrew Luck, @ Indianapolis, 9/28/14  
389 Drew Brees, @ New Orleans, 11/8/15  
389 Jim McMahon, @ San Diego, 9/17/89  
387 Boomer Esiason, @ Cincinnati, 11/1/87  
386 Eli Manning, @ N.Y. Giants, 9/26/10

### Most Seasons, 3,000 or More Passing Yards

6 Warren Moon, 1984-93  
5 Steve McNair, 1998, 2001-03, 2005

3 George Blanda, 1960-66

### Most Games, 400 or More Passing Yards, Career

4 Warren Moon, 1984-93  
2 Billy Volek, 2000-06  
2 George Blanda, 1960-66  
1 Ryan Fitzpatrick, 2013  
1 Jacky Lee, 1960-63; 1966-67  
1 Steve McNair, 1995-2005

### Most Games, 400 or More Passing Yards, Season

2 Billy Volek, 2004  
2 George Blanda, 1961  
2 Warren Moon, 1991

### Most Games, 300 or More Passing Yards, Career

38 Warren Moon, 1984-93  
15 George Blanda, 1960-66

### Most Games, 300 or More Passing Yards, Season

9 Warren Moon, 1990  
6 Warren Moon, 1991

### Most Consecutive Games, 300 or More Passing Yards

4 Warren Moon, 1990  
3 George Blanda, 1964  
3 Warren Moon, 1985  
3 Warren Moon, 1991

### Longest Pass Completion (All TDs)

98 Jacky Lee (to Willard Dewweall), vs. S.D., 11/25/62  
95 George Blanda (to Dick Compton), vs. Buffalo, 12/5/65  
92 Jacky Lee (to Bill Groman), vs. Denver, 11/20/60

### Longest Pass Completion, Opponent (All TDs)

94 Jack Kemp (to Glenn Bass), Buffalo, 10/11/64  
90 John McCormick (to Bob Scarpitto), @ Den 10/17/65

## TOUCHDOWN PASSES

### Career

196 Warren Moon, 1984-93  
165 George Blanda, 1960-66  
156 Steve McNair, 1995-2005  
96 Dan Pastorini, 1971-79

### Season

36 George Blanda, 1961  
33 Warren Moon, 1990  
27 George Blanda, 1962  
26 Marcus Mariota, 2016  
24 Steve McNair, 2003  
24 George Blanda, 1963  
24 George Blanda, 1960

### Game

7\* George Blanda, vs. N.Y. Titans, 11/19/61  
6 George Blanda, vs. N.Y. Titans, 10/14/62

## INDIVIDUAL RECORDS: PASSING

5	Steve McNair, vs. Jacksonville, 12/26/99
5	Warren Moon, at Cincinnati, 10/11/92
5	Warren Moon, at Cleveland, 11/18/90
5	Warren Moon, vs. Cincinnati, 10/14/90

\* Tied for NFL record

### Game, Opponent

6	Tom Flores, @ Oakland, 12/22/63
6	Tom Brady, @ New England, 10/18/09
6	Ryan Fitzpatrick, @ Houston, 11/30/14
5	Joe Namath, @ N.Y. Jets, 9/18/66
5	Craig Morton, @ Dallas, 12/20/70
5	Jim Kelly, Buffalo, 9/24/89
5	Kerry Collins, @ Oakland, 12/19/04
5	Ben Roethlisberger, @ Pittsburgh, 10/9/11
5	Blake Bortles, Jacksonville, 12/6/15
4	14 times, last by Jared Goff, vs. L.A. Rams, 12/24/17

### Most Consecutive Games, Touchdown Pass

23	Steve McNair, 2001-2002
21	Warren Moon, 1990-91
17	Warren Moon, 1992-93
14	George Blanda, 1964-65

## HAD INTERCEPTED

### Career

189	George Blanda, 1960-66
166	Warren Moon, 1984-93
139	Dan Pastorini, 1971-79

### Season

42	George Blanda, 1962
28	Ken Stabler, 1980
26	Warren Moon, 1986

### Game

6	George Blanda, @ Buffalo, 9/9/62
6	George Blanda, vs. Denver, 11/14/65

### Game, Opponent

6	Joe Namath, @ N.Y. Jets, 10/15/67
6	Bobby Hebert, Atlanta, 12/5/93
5	Rick Norton, @ Miami, 11/23/69
5	Keith Null, St. Louis, 12/13/09
4	8 times, last by Mark Sanchez, N.Y. Jets, 12/17/12

### Most Consecutive Passes Attempted, No INT's

205	Marcus Mariota, 2018-19
161	Kerry Collins, 2008
159	Jake Locker, 2012-13
154	Billy Joe Tolliver, 1994

### Most Attempts, No Interceptions, Game

56	Warren Moon, vs. Dallas, 11/10/91
----	-----------------------------------

## PASSER RATING

### Career (minimum 1,500 attempts)

89.6	Marcus Mariota, 2015-19
83.3	Steve McNair, 1995-05
80.4	Warren Moon, 1984-93
62.5	George Blanda, 1960-66
61.0	Dan Pastorini, 1971-79

### Season (minimum 14 att. per team game)

117.5	Ryan Tannehill, 2019
100.4	Steve McNair, 2003
96.8	Warren Moon, 1990
95.6	Marcus Mariota, 2016
92.3	Marcus Mariota, 2018
91.5	Marcus Mariota, 2015
91.3	George Blanda, 1961
90.2	Steve McNair, 2001

### Game (minimum 20 attempts)

158.3	Chris Chandler, @ Cincinnati, 9/24/95
149.8	Marcus Mariota, vs. Green Bay, 11/13/16
148.1	Marcus Mariota, vs. Jacksonville, 10/27/16
147.7	Marcus Mariota, @ Houston, 11/26/18
146.8	Steve McNair, vs. Houston, 10/12/03
146.1	Warren Moon, @ Cleveland, 11/18/90
145.1	Warren Moon, vs. Buffalo, 11/26/90
143.1	Chris Chandler, vs. Denver, 11/26/95

## INDIVIDUAL RECORDS: PASS RECEIVING

## RECEPTIONS

### Most Seasons Leading Team

7	Ken Burrough, 1971-81
5	Haywood Jeffires, 1987-95
5	Frank Wycheck, 1996-2000

### Most Consecutive Seasons Leading Team

6	Ken Burrough, 1974-79
5	Frank Wycheck, 1996-2000
4	Delanie Walker, 2014-2017
4	Charlie Hennigan, 1961-64
4	Derrick Mason, 2001-04
3	Alvin Reed, 1968-70

### Career

542	Ernest Givins, 1986-94
515	Haywood Jeffires, 1987-95
482	Frank Wycheck, 1995-2002
480	Drew Hill, 1985-91
453	Derrick Mason, 1997-2004
410	Charlie Hennigan, 1960-66
408	Ken Burrough, 1971-81

### Season

101	Charlie Hennigan, 1964
100	Haywood Jeffires, 1991
96	Derrick Mason, 2004
95	Derrick Mason, 2003
94	Delanie Walker, 2015
94	Kendall Wright, 2013
90	Drew Hill, 1991
90	Haywood Jeffires, 1992

### Game

13	Charlie Hennigan, @ Boston, 10/13/61
13	Haywood Jeffires, @ N.Y. Jets, 10/13/91
13	Drew Bennett, @ Oakland, 12/19/04
12	Sid Blanks, @ San Diego, 9/12/64
12	Charlie Hennigan, @ Buffalo, 11/1/64
12	Charlie Hennigan, vs. Boston, 11/29/64
12	Derrick Mason, vs. Baltimore, 11/12/01
12	Derrick Mason, @ NYG, 12/1/02
12	Derrick Mason, @ San Diego, 10/3/04
12	Drew Bennett, vs. KC, 12/13/04
12	Kendall Wright, vs. Arizona, 12/15/13

### Game, Opponent

12	Cris Carter, @ Minnesota, 10/8/95
12	Brian Westbrook, @ Philadelphia, 11/19/06
12	Chad Johnson, @ Cincinnati, 11/25/07
12	Reggie Wayne, @ Indianapolis, 12/30/07
12	Jordy Nelson, @ Green Bay, 11/13/16
12	Michael Thomas, New Orleans, 12/22/19

11	Nine times, last by Mike Evans, Tampa Bay, 10/27/19
----	---

### Most Consecutive Games, Pass Reception

99	Frank Wycheck, 1996-2002
83	Delanie Walker, 2013-19
82	Ernest Givins, 1988-93
82	Charlie Hennigan, 1960-66
80	Ken Burrough, 1971-78
76	Drew Hill, 1986-91
71	Nate Washington, 2009-13
63	Kendall Wright, 2012-16
58	Bob McLeod, 1961-66
55	Charley Frazier, 1962-68

### Most Seasons, 50 or More Pass Receptions

8	Ernest Givins, 1986-93
6	Drew Hill, 1985-86, 1988-91
6	Haywood Jeffires, 1990-95
6	Frank Wycheck, 1996-2001
5	Delanie Walker, 2013-17
5	Derrick Mason, 2000-04
4	Charlie Hennigan, 1961-64
3	Curtis Duncan, 1990-92
3	Kendall Wright, 2012-14

## YARDS

### Career

7,935	Ernest Givins, 1986-94
7,477	Drew Hill, 1985-91
6,907	Ken Burrough, 1971-81

## INDIVIDUAL RECORDS: PASS RECEIVING

6,823	Charlie Hennigan, 1960-66
6,119	Haywood Jeffires, 1987-95
<b>Season</b>	
1,746	Charlie Hennigan, 1961
1,561	Charlie Hennigan, 1964
<b>Game</b>	
272	Charlie Hennigan, @ Boston, 10/13/61
245	Haywood Jeffires, @ Kansas City, 12/16/90
233	Drew Bennett, vs. Kansas City, 12/13/04
232	Charlie Hennigan, @ Buffalo, 10/29/61
225	Kenny Britt, vs. Philadelphia, 10/24/10
210	Drew Hill, @ Indianapolis, 12/22/85
<b>Game, Opponent</b>	
247	Art Powell, @ Oakland, 12/22/63
238	DeAndre Hopkins, @ Houston, 11/30/14
212	Don Maynard, @ N.Y. Jets, 10/20/69
210	Bake Turner, N.Y. Jets, 11/10/63
<b>Longest Pass Reception (All TDs)</b>	
98	Willard Dewveall, vs. San Diego, 11/25/62
95	Dick Compton, vs. Buffalo, 12/5/65
92	Bill Groman, vs. Denver, 11/20/60
<b>Longest Pass Reception, Opponent (All TDs)</b>	
94	Glenn Bass, Buffalo, 10/11/64
90	Bob Scarpitto, @ Denver 10/17/65
86	Warrick Dunn, @ Atlanta, 11/23/03
<b>Most Seasons, 1,000 or More Yds. Pass Receiving, Career</b>	
4	Derrick Mason, 2001-04
3	Charlie Hennigan, 1960-66
3	Drew Hill, 1985-91
<b>Most Cons. Seasons, 1,000 or More Yds. Pass Rec., Career</b>	
4	Derrick Mason, 2001-04
2	Charlie Hennigan, 1963-64

2	Tim Smith, 1983-84
<b>Most Games, 100 or More Yards Pass Receiving, Career</b>	
26	Charlie Hennigan, 1960-66
24	Drew Hill, 1985-91
18	Ernest Givins, 1986-94

<b>Most Games, 100 or More Yards Pass Receiving, Season</b>	
9	Charlie Hennigan, 1964

### TOUCHDOWNS

<b>Career</b>	
51	Charlie Hennigan, 1960-66
47	Ken Burrough, 1971-81
47	Drew Hill, 1985-91
47	Haywood Jeffires, 1987-95
46	Ernest Givins, 1986-94

<b>Season</b>	
17	Bill Groman, 1961
12	Bill Groman, 1960
12	Charlie Hennigan, 1961
12	Charles Frazier, 1966

<b>Game</b>	
3	17 times, last by Kenny Britt, vs. Philadelphia, 10/24/10

<b>Game, Opponent</b>	
4	Art Powell, @ Oakland, 12/22/63
4	Bob Hayes, @ Dallas, 12/20/70
3	11 times, last by Antonio Brown, @ Pittsburgh, 11/16/17

<b>Most Consecutive Games Catching TD Pass</b>	
8	Bill Groman, 1961
5	Chris Sanders, 1995
5	Kenny Britt, 2010
4	Bill Groman, 1960
4	Charlie Hennigan, 1961
4	Dave Casper, 1982
4	Willie Davis, 1996
4	Kevin Dyson, 2001
4	Justin McCareins, 2003
4	Kenny Britt, 2010-11

### RECEIVING AVERAGE

<b>Career (minimum 200 receptions)</b>	
16.9	Ken Burrough, 1971-81
16.6	Charlie Hennigan, 1960-66
15.6	Drew Hill, 1985-91
15.1	Tim Smith, 1980-86
15.0	Nate Washington, 2009-14
14.8	Drew Bennett, 2001-06
14.6	Ernest Givins, 1986-94
13.5	Derrick Mason, 1997-04

<b>Season (minimum 32 receptions per 16 games)</b>	
23.5	Chris Sanders, 1995
23.5	Bill Groman, 1961
22.0	Charlie Joiner, 1971
21.3	Charlie Hennigan, 1961
20.5	Bill Groman, 1960
20.2	<b>A.J. Brown</b> , 2019
20.2	Drew Hill, 1987
20.1	Ken Burrough, 1975
19.8	Charley Frazier, 1966

<b>Game (minimum 3 receptions)</b>	
60.7	Bill Groman, vs. Den, 11/20/60 (3 rec.)
46.3	Willard Dewveall, at SD, 11/25/62 (3 rec.)
44.7	Bill Groman, vs. Den, 11/05/61 (3 rec.)
42.0	Ernest Givins, at Cle, 11/22/87 (3 rec.)
41.3	Drew Bennett, at Ind, 12/05/04 (3 rec.)
40.7	Derrick Mason, vs. Cle, 12/02/01 (3 rec.)
40.0	Butch Woolfolk, vs. Mia, 09/08/85 (3 rec.)

## INDIVIDUAL RECORDS: PUNTING

### PUNTS

<b>Career</b>	
861	Craig Hentrich, 1998-09
839	<b>Brett Kern</b> , 2009-19
522	Jim Norton, 1960-68
431	Cliff Parsley, 1977-82
316	Dan Pastorini, 1971-79
310	Greg Montgomery, 1988-93
<b>Season</b>	
96	Rich Camarillo, 1994
93	Cliff Parsley, 1979
91	Cliff Parsley, 1978
<b>Game</b>	
11	Rich Camarillo, vs. Pittsburgh, 11/6/94

11	Rich Camarillo, @ Pittsburgh, 12/3/95
10	10 times, last by <b>Brett Kern</b> , at Miami, 10/8/17
<b>Game, Opponent</b>	
11	Wayne Crow, @ Oakland, 9/11/60
11	Bob Parsons, Chicago, 11/6/77
11	Mark Royals, Pittsburgh, 11/6/94
10	7 times, last by Donnie Jones, Houston, 12/2/12

<b>Longest Punt</b>	
79	<b>Brett Kern</b> , vs. Indianapolis, 12/28/14
79	Jim Norton, vs. Kansas City, 11/22/64

78	Craig Hentrich, @ Pittsburgh, 1/2/2000
77	Greg Montgomery, @ San Diego, 9/19/93

<b>Longest Punt, Opponent</b>	
78	Paul Maguire, @Buffalo, 9/21/69
78	Marv Bateman, @Buffalo, 9/19/76
74	Chris Hanson, Jacksonville, 11/20/05

### AVERAGE GROSS YARDS

<b>Career (minimum 250 attempts)</b>	
45.9	<b>Brett Kern</b> , 2009-19
43.6	Greg Montgomery, 1988-93
42.9	Craig Hentrich, 1998-2009

## INDIVIDUAL RECORDS: PUNTING

42.1	Jim Norton, 1960-68
<b>Season</b>	
49.7	<b>Brett Kern</b> , 2017
47.6	<b>Brett Kern</b> , 2012
47.4	<b>Brett Kern</b> , 2015
47.2	Craig Hentrich, 1998
47.1	<b>Brett Kern</b> , 2019
47.1	<b>Brett Kern</b> , 2018
46.9	Greg Montgomery, 1992
46.8	<b>Brett Kern</b> , 2014
45.6	Greg Montgomery, 1993
45.0	Greg Montgomery, 1990
<b>Game (4 punts)</b>	
59.2	Greg Montgomery vs. Buffalo, 12/27/92
57.6	Greg Montgomery @ San Diego, 9/19/93
57.5	Craig Hentrich vs. Jacksonville, 11/4/01
56.8	<b>Brett Kern</b> vs. Seattle, 9/24/17
56.5	<b>Brett Kern</b> vs. Cincinnati, 11/12/17
55.3	Craig Hentrich vs. Pittsburgh, 11/15/98
54.9	<b>Brett Kern</b> @ Miami, 10/8/17
54.7	<b>Brett Kern</b> vs. Indianapolis, 12/28/14
54.4	<b>Brett Kern</b> @ New England, 12/20/15
53.5	<b>Brett Kern</b> @ Seattle, 1/3/10
<b>Game, Opponent (4 punts)</b>	
58.3	Rohn Stark, @ Indianapolis, 9/13/92
55.4	Brad Maynard, vs. N.Y. Giants, 10/1/00

55.3	Dave Jennings, @ N.Y. Giants, 12/5/82
55.1	Paul Maguire, @ Buffalo, 9/21/69
55.0	Lee Johnson, vs. Cincinnati, 10/24/93
55.0	Chris Jones, vs. Dallas, 9/14/14

### AVERAGE NET YARDS (SINCE 1976)

<b>Career (minimum 250 attempts)</b>	
40.8	<b>Brett Kern</b> , 2009-19
37.2	Craig Hentrich, 1998-09
36.6	Greg Montgomery, 1988-93
32.3	Cliff Parsley, 1977-82
<b>Season (minimum 40 attempts per 16 games)</b>	
44.6	<b>Brett Kern</b> , 2017
43.1	<b>Brett Kern</b> , 2019
41.7	<b>Brett Kern</b> , 2018
40.8	<b>Brett Kern</b> , 2014
40.4	<b>Brett Kern</b> , 2012
40.3	<b>Brett Kern</b> , 2015
39.7	<b>Brett Kern</b> , 2013
39.4	<b>Brett Kern</b> , 2011
39.2	Craig Hentrich, 1998
39.1	Greg Montgomery, 1993
<b>Game (minimum 4 punts)</b>	
50.2	<b>Brett Kern</b> @ Miami, 10/8/17
49.8	<b>Brett Kern</b> vs. Kansas City, 11/10/19

49.8	Greg Montgomery vs. San Diego, 9/19/93
49.4	Greg Montgomery vs. Buffalo, 12/27/92
49.2	<b>Brett Kern</b> vs. Buffalo, 10/6/19
49.0	<b>Brett Kern</b> @ Jacksonville, 11/25/12
48.8	<b>Brett Kern</b> @ Baltimore, 11/9/14
48.7	<b>Brett Kern</b> vs. Houston, 10/26/14
48.6	<b>Brett Kern</b> @ San Diego, 9/16/12
48.5	Craig Hentrich vs. Jacksonville, 11/4/01
48.2	<b>Brett Kern</b> vs. Seattle, 9/24/17
<b>Game, Opponent (minimum 4 punts)</b>	
59.5	Rohn Stark, @ Indianapolis, 9/13/92
50.0	Pat McAfee, vs. Indianapolis, 9/27/15
49.8	Pat McAfee, @ Indianapolis, 12/9/12
49.5	Shane Lechler, vs. Oakland, 9/12/10
49.4	Matt Haack, @ Miami, 10/8/17
49.3	Josh Miller, vs. Pittsburgh, 11/21/99
49.0	Kevin Huber, @ Cincinnati, 9/21/14
48.0	Ben Graham, vs. Arizona, 11/29/09
48.0	Brian Hansen, vs. N.Y. Jets, 12/24/94
47.8	Bryan Anger, @ Houston, 12/29/19

## INDIVIDUAL RECORDS: PUNT RETURNS

<b>Most Seasons Leading Team</b>	
5	Carl Roaches, 1980-84
5	Derrick Mason, 1998-2001, 2004
4	Billy Johnson, 1974-80
4	Bobby Jancik, 1962-67
<b>Most Consecutive Seasons Leading Team</b>	
5	Carl Roaches, 1980-84
4	Billy Johnson, 1974-80
4	Bobby Jancik, 1962-67
4	Derrick Mason, 1998-2001

### PUNT RETURNS

<b>Career</b>	
182	Derrick Mason, 1997-2004
155	Billy Johnson, 1974-80
151	Carl Roaches, 1980-84
104	Willie Drewrey, 1985-88, 1993
102	Marc Mariani, 2010-11, 2016
<b>Season</b>	
51	Derrick Mason, 2000
47	Carl Roaches, 1980
46	Marc Mariani, 2011
41	Willie Drewrey, 1993
40	Billy Johnson, 1975
39	Carl Roaches, 1981
38	Billy Johnson, 1976

<b>Game</b>	
8	Pacman Jones, @ Miami, 12/24/05
7	Billy Johnson, vs. Tampa Bay, 9/12/76
7	Willie Drewrey, vs. Indianapolis, 11/23/86
<b>Game, Opponent</b>	
7	Mike Fuller, San Diego, 12/17/78
7	Ron Fellows, Dallas, 12/13/82
7	Eric Metcalf, Cleveland, 11/8/92
6	6 times, last by Travis Benjamin, @ Cleveland, 9/20/15

### YARDS GAINED

<b>Career</b>	
2,040	Billy Johnson, 1974-80
1,590	Derrick Mason, 1997-2004
1,095	Carl Roaches, 1980-84
1,054	Marc Mariani, 2010-11, 2016
771	Willie Drewrey, 1985-88, 1993
<b>Season</b>	
662	Derrick Mason, 2000
612	Billy Johnson, 1975
539	Billy Johnson, 1977

<b>Game</b>	
160	Darius Reynaud, vs. Jacksonville, 12/30/12
127	Billy Johnson, vs. Cincinnati, 10/5/75
117	Derrick Mason, vs. Cleveland, 11/19/2000
113	Billy Johnson, @ San Francisco, 12/7/75
110	Billy Johnson, vs. Cleveland, 10/16/77
104	Billy Johnson, @ Cleveland, 9/22/74
104	Carl Roaches, @ Cincinnati, 9/28/80
103	Billy Johnson, vs. N.Y. Jets, 9/18/77
103	Marc Mariani, @ Carolina, 11/13/11
101	Pacman Jones, vs. New England, 12/31/06
<b>Game, Opponent</b>	
161	Pete Athas, New Orleans, 10/3/76
154	Travis Benjamin, @ Cleveland, 9/20/15
133	Bruce Taylor, San Francisco, 11/15/70
126	Billy Johnson, Boston, 11/5/67
105	Dennis Northcutt, Cleveland, 9/22/02
102	R.W. McQuarters, Chicago, 11/14/04
100	Jon Stagers, Green Bay, 11/19/72



## INDIVIDUAL RECORDS: PUNT RETURNS

### Longest Punt Return (All TDs)

90	Pacman Jones, @ Philadelphia, 11/19/06
87	Billy Johnson, vs. Cleveland, 10/16/77
87	Marc Mariani, vs. Washington, 11/21/10
83	Billy Johnson, vs. Miami, 11/16/75

### Longest Return, Opponent (All TDs)

93	Bill Baird, N.Y. Jets, 11/10/63
85	Jon Staggers, Green Bay, 11/19/72
83	Phillip Buchanan, @ Oakland, 9/29/02
82	Keith Moody, Buffalo, 10/15/78
82	Corey Sawyer, Cincinnati, 9/25/94

### YARDAGE AVERAGE

**Career**  
13.2 Billy Johnson, 1974-80

**Season**  
15.4 Billy Johnson, 1977

### TOUCHDOWNS

**Career**  
5 Billy Johnson, 1974-80  
4 Pacman Jones, 2005-06

**Season**  
3 Billy Johnson, 1975  
3 Pacman Jones, 2006

### Game

2	Darius Reynaud, vs. Jacksonville (69 and 81 yards), 12/30/12
1	19 times, last by Tommie Campbell (65 yds), vs. Detroit, 9/23/12

### Game, Opponent

1	15 times, last by Jakeem Grant (74 yds), @ Miami, 10/9/16
---	---

## INDIVIDUAL RECORDS: KICKOFF RETURNS

### KICKOFF RETURNS

#### Most Seasons Leading Team

4	Billy Jancik, 1962-67
4	Billy Johnson, 1974-80
4	Carl Roaches, 1980-84

#### Most Consecutive Seasons Leading Team

4	Billy Johnson, 1974-77
---	------------------------

#### Career

158	Bobby Jancik, 1962-67
156	Derrick Mason, 1997-2004
150	Carl Roaches, 1980-84
121	Billy Johnson, 1974-80
118	Marc Mariani, 2010-11, 2016
111	Mel Gray, 1995-97

#### Season

60	Marc Mariani, 2010
53	Darius Reynaud, 2012
53	Mel Gray, 1995
50	Mel Gray, 1996
50	Bobby Wade, 2006
45	Bobby Jancik, 1963
43	Pacman Jones, 2005
42	Mike Archie, 1998
42	Derrick Mason, 2000

#### Game

8	Bobby Jancik, vs. Boston, 12/8/63
8	Bobby Jancik, @ Oakland, 12/22/63
8	Jason McAddley, vs. Denver, 12/25/04

#### Game, Opponent

8	Brian Baschnagel, Chicago, 11/6/77
8	Antonio Chatman, @ Green Bay, 12/12/04
7	Bo Roberson, @ Oakland, 12/22/63
7	Glyn Milburn, Denver, 11/26/95
7	David Dunn, @ Cincinnati, 9/24/95
7	Aveion Cason, @ Detroit, 11/27/08

7 Deji Karim, @ Jacksonville, 10/18/10

7 Michael Walker, vs. Jacksonville, 11/24/19

### YARDS GAINED

**Career**  
4,185 Bobby Jancik, 1962-67  
3,496 Derrick Mason, 1997-2004  
3,276 Carl Roaches, 1980-84  
2,902 Billy Johnson, 1974-80  
2,838 Marc Mariani, 2010-11, 2016  
2,592 Mel Gray, 1995-97

#### Season

1,530	Marc Mariani, 2010
1,317	Bobby Jancik, 1963
1,240	Darius Reynaud, 2012
1,224	Mel Gray, 1996
1,194	Bobby Wade, 2006
1,183	Mel Gray, 1995
1,132	Derrick Mason, 2000
1,127	Pacman Jones, 2005

#### Game

240	Bobby Jancik, @ Oakland, 12/22/63
221	Bobby Jancik, vs. Boston, 12/8/63
209	Leon Washington, @ Denver, 12/8/13

#### Game, Opponent

185	Brian Baschnagel, Chicago, 11/6/77
178	Glyn Milburn, Denver, 11/26/95
168	Deji Karim, @ Jacksonville, 10/18/10
167	LaRod Stephens-Howling, Arizona, 11/29/09

#### Longest Kickoff Return (All TDs)

105	Darius Reynaud, vs. Detroit, 9/23/12
104	Ken Hall, @ N.Y. Titans, 10/23/60

103 Bob Gresham, @ Cincinnati, 9/23/73

101 Derrick Mason, @ Cincinnati, 11/18/01

100 Marc Mariani (16 yards) & Tommie Campbell (84 yards), vs. Tampa Bay, 11/27/11

98 Marc Mariani, vs. Denver, 10/3/10

97 Carl Roaches, vs. Pittsburgh, 9/18/83

96 Carl Roaches, vs. Cincinnati, 10/4/81

#### Longest Kickoff Return, Opponent (All TDs)

107	Josh Huff, @ Philadelphia, 11/23/14
102	Jakeem Grant, @ Miami, 9/9/18
101	Eric Metcalf, Cleveland, 12/9/90
100	Art Baker, @ Buffalo, 9/9/62
100	Goldie Sellers, @ Denver, 10/2/66
99	Tremain Mack, @ Cincinnati, 11/14/99
99	LaRod Stephens-Howling, Arizona, 11/29/09
98	Alvis Whitted, Jacksonville, 12/26/99
97	Marc Logan, Miami, 10/1/89

### AVERAGE YARDAGE

#### Career (75 returns)

26.5	Bobby Jancik, 1962-67
24.1	Marc Mariani, 2010-11, 2016
24.0	Billy Johnson, 1974-80
23.4	Mel Gray, 1995-97
22.4	Derrick Mason, 1997-2004
21.8	Carl Roaches, 1980-84

#### Season

31.7	Darius Jennings, 2018
31.3	Ken Hall, 1960
30.3	Bobby Jancik, 1962

## INDIVIDUAL RECORDS: KICKOFF RETURNS

### TOUCHDOWNS

#### Career

2	Billy Johnson, 1974-80
2	Carl Roaches, 1980-84

#### Season

1	17 times, last by Darius Jennings, 2018
---	---

#### Game

1	17 times, last by Darius Jennings, @ Miami, 9/9/18
---	--

#### Game, Opponent

1	13 times, last by Jakeem Grant, @ Miami, 9/9/18
---	---

## INDIVIDUAL RECORDS: COMBINED YARDS

### Combined Yards = Rushing + Receiving + Interception Returns + Kickoff Returns + Punt Returns + Fumble Returns

#### Career

12,153	Eddie George, 1996-03 (10,009 rushing, 2,144 receiving)
11,202	Derrick Mason, 1997-2004 (6,114 rec., 3,496 KO returns, 1,590 PR, 2 rushing)
9,985	Chris Johnson, 2008-2013 (7,966 rushing, 2,003 receiving, 17 KO returns)
9,292	Earl Campbell, 1978-84 (8,574 rushing, 718 receiving)
8,704	Ernest Givins, 1986-94 (7,935 receiving, 397 PR, 345 rushing, 27 KO returns)

7,500	Drew Hill, 1985-91 (1 rushing, 7,477 receiving, 22 KO returns)
7,421	Ken Burrough, 1971-81 (6,907 receiving, 455 KO returns, 59 rushing)

#### Season

2,690	Derrick Mason, 2000 (1 rushing, 895 receiving, 1,132 kickoff returns, 662 punt returns)
2,509	Chris Johnson, 2009 (2,006 rushing, 503 receiving)
2,043	Billy Cannon, 1961, (948 rushing, 586 receiving, 70 punt returns, 439 kickoff returns)
2,004	Derrick Mason, 2001, (1,128 receiving, 748 kick returns, 128 punt returns)

#### Game

373	Billy Cannon, @ N.Y. Titans, 12/10/61
-----	---------------------------------------

1,981	Earl Campbell, 1980, (1,934 rushing, 47 rec. )
1,962	Eddie George, 2000 (1,509 rushing, 453 rec.)

## INDIVIDUAL RECORDS: YARDS FROM SCRIMMAGE

### Scrimmage Yards = Rushing + Receiving

#### Career

12,153	Eddie George, 1996-2003 (10,009 rushing, 2,144 receiving)
9,968	Chris Johnson, 2008-2013 (7,966 rushing, 2,003 receiving)
9,292	Earl Campbell, 1978-1984 (8,574 rushing, 718 receiving)
8,280	Ernest Givins, 1986-1994 (345 rushing, 7,935 receiving)
7,478	Drew Hill, 1985-1991 (1 rushing, 7,477 receiving)

#### Season

*2,509	Chris Johnson, 2009 (2,006 rushing, 503 receiving)
1,981	Earl Campbell, 1980 (1,934 rushing, 47 receiving)
1,962	Eddie George, 2000 (1,509 rushing, 453 receiving)

\* Denotes NFL Record

#### Game

330	Billy Cannon, @ N.Y. Titans, 12/10/61
284	Chris Johnson, vs. Houston, 9/20/09

272	Charlie Hennigan, @ Boston, 10/13/61
249	Eddie George, vs. Oakland, 12/9/99
245	Haywood Jeffires, @ Kansas City, 12/16/90
239	Chris Johnson, vs. Jacksonville, 11/1/09
238	<b>Derrick Henry</b> , vs. Jacksonville, 12/6/18

## INDIVIDUAL RECORDS: INTERCEPTIONS

### Most Seasons Leading Team

5	Darryll Lewis, 1991-98
4	Samari Rolle, 1998-04
4	Michael Griffin, 2008, 2010-12
3	<b>Kevin Byard</b> , 2017-19
3	Jason McCourty, 2011-12, 2014
3	Jim Norton, 1960-68

### Most Consecutive Seasons Leading Team

5	Darryll Lewis, 1994-98
---	------------------------

#### Career

45	Jim Norton, 1960-68
31	Cris Dishman, 1988-96
30	Freddy Glick, 1961-66

27	Tony Banfield, 1960-65
27	W.K. Hicks, 1964-69
27	Darryll Lewis, 1991-98
26	Mike Reinfeldt, 1976-83
25	Ken Houston, 1967-72
25	Michael Griffin, 2007-15
24	Zeke Moore, 1967-77
23	Willie Alexander, 1971-79
23	Samari Rolle, 1998-2004

#### Season

12	Freddy Glick, 1963
12	Mike Reinfeldt, 1979
10	Miller Farr, 1967

#### Game

3	Nine players, last by <b>Kevin Byard</b> , @ Cleveland, 10/22/17
---	--

#### Game, Opponent

4	Bobby Hunt, @ Kansas City, 10/4/64
3	8 times, last by Glover Quin, @ Houston, 11/28/10

#### Consecutive Games Intercepted By

5	Pete Jaquess, 1964
4	Freddy Glick, 1963
4	Jim Norton, 1967
4	Miller Farr, 1967

## INDIVIDUAL RECORDS: INTERCEPTIONS

4	Cris Dishman, 1991, 1993
4	Bo Orlando, 1991
4	Michael Griffin, 2010

### YARDS GAINED

#### Career

650	Ken Houston, 1967-72
592	Jim Norton, 1960-68
540	Darryll Lewis, 1991-98
457	W.K. Hicks, 1964-69

#### Season

264	Miller Farr, 1967
220	Ken Houston, 1971
205	Mike Reinfeldt, 1979

#### Game

128	Miller Farr, @ N.Y. Jets, 10/15/67
115	Michael Griffin, vs. Pittsburgh, 12/21/08
109	Zach Brown, vs. Jacksonville, 12/30/12

#### Game, Opponent

177	Charlie McNeil, @ San Diego, 9/24/61
108	Bobby Hunt, @ Kansas City, 10/4/64

100	Rod Woodson, @ Oakland, 9/29/02
-----	---------------------------------

#### Longest Interception Returns (All TDs)

99	Cortland Finnegan, vs. Houston, 9/21/08
98	Pete Jaquess, @ Oakland, 9/19/64
98	Darryll Lewis, @ Chicago, 10/22/95
97	Jordan Babineaux, @ Cleveland, 10/2/11
95	Willie Alexander, @ Green Bay, 9/25/77

#### Longest Interception Returns, Opponent

98	Bob Suci, @ Boston, 11/1/63 (TD)
95	Marlon McCree, @ Houston, 12/21/03 (TD)
91	Booker Edgerson, @ Buffalo, 11/1/64 (TD)
86	Glen Edwards, Pittsburgh, 9/30/73 (TD)
86	Whitney Mercilus, Houston, 12/15/19
85	Adam Archuleta, @ St. Louis, 9/25/05 (TD)
82	Rod Woodson, @ Oakland, 9/29/02 (TD)

## TOUCHDOWNS

#### Career

9	Ken Houston, 1967-72
5	Miller Farr, 1967-69
5	Darryll Lewis, 1991-98

#### Season

4	Ken Houston, 1971
---	-------------------

#### Game

2	Zach Brown, vs. Jacksonville, 12/30/12
2	Miller Farr, vs. Buffalo, 12/7/68
2	Ken Houston, vs. San Diego, 12/19/71

#### Game, Opponent

2	Lemar Parrish, Cincinnati, 12/17/72
1	many times, last by Trumaine Johnson, vs. N.Y. Jets, 12/2/18

## INDIVIDUAL RECORDS: SACKS

#### Career

105	Elvin Bethea, 1968-83
74.5	Ray Childress, 1985-95
66	Jesse Baker, 1979-87

#### Season

17	Elvin Bethea, 1973
15.5	Jesse Baker, 1979
15	William Fuller, 1991
14.5	Jevon Kearse, 1999

#### Game

4	Ed Hussmann, vs. Dallas, 11/4/62
4	Ed Hussmann, vs. N.Y. Jets, 11/14/62

4	Elvin Bethea, @ San Diego, 10/17/76
4	Jesse Baker, vs. Kansas City, 9/16/79
4	William Fuller, vs. Pittsburgh, 11/28/93
3.5	Jason Jones, vs. Pittsburgh, 12/21/08
3	34 times, last by Kyle Vanden Bosch, vs. NY Jets, 12/23/07

#### Consecutive Games, One or More Sacks

8	Curley Culp, 1974-75
8	Jevon Kearse, 1999
7	Sean Jones, 1990
6	Jesse Baker, 1979

6	Jesse Baker, 1981-82
6	Jevon Kearse, 2003
5	<b>Harold Landry III</b> , 2019
5	Brian Orakpo, 2016
5	Sean Jones, 1992
5	William Fuller, 1991

#### Most Games with Two or More Sacks, Career

26	Elvin Bethea, 1968-83
13	Jesse Baker, 1979-87
13	Ray Childress, 1985-95
12	Sean Jones, 1988-93
10	Jevon Kearse, 1999-2003

## INDIVIDUAL RECORDS: FUMBLE RETURNS

#### Opponents' Fumble Returned for TD's, Career

4	Keith Bulluck, 2000-09
3	Doug Cline, 1960-66
3	Marcus Robertson, 1991-2000
2	Johnny Peacock, 1969-70
2	Robert Lyles, 1984-90
2	Ray Childress, 1985-95
2	Cris Dishman, 1988-96
2	Antwan Odom, 2004-07
2	Jason McCourty, 2009-16
2	Wesley Woodyard, 2014-19

#### Opponents' Fumble Returned for TD's, Season

2	Doug Cline, 1961
2	Marcus Robertson, 1997

2	Antwan Odom, 2005
---	-------------------

#### Opponents' Fumble Returned for TD's, Game

1	58 times, last by Jayon Brown at Oakland, 12/8/19
---	---

#### Longest Fumble Return (All TDs)

96	C.L. Whittington, @ New Orleans, 10/3/76
93	Robert Lyles, @ Cincinnati, 10/19/86
92	Cortland Finnegan, vs. Jacksonville, 12/17/06

## INDIVIDUAL RECORDS: BLOCKED KICKS

### Blocked Punts Returned for Touchdowns, Career

2 Cris Dishman, 1988-96

### Blocked Punts Returned for Touchdowns, Game

1 13 times, last by Jason McCourty, vs. Indianapolis, 10/30/11

### Blocked Field Goals Returned for Touchdowns, Game

1 Mark Johnston, 62 yards (11/26/61 vs. Denver)

1 Tony Banfield, 50 yards (12/9/62 vs. Oak.)  
 1 Ken Houston, 71 yards (10/15/67 @ N.Y. Jets)  
 1 Donald Mitchell, 69 yards (10/21/01 @ Detroit)  
 1 **Tye Smith**, 63 yards (12/1/19 @ Indianapolis)

### Blocked Field Goal, Last Time

1 (Two) **Dane Cruikshank** and Austin Johnson @ Indianapolis, 12/1/19

### Blocked Punt, Last time

1 Tim Shaw vs. Pittsburgh, 10/11/12

## TEAM RECORDS: GAMES WON & LOST

### GAMES WON

#### Most Consecutive Games Won

13 (Dec. 16, 2007-Nov. 16, 2008)  
 11 (Oct. 17, 1993-Jan. 2, 1994)

#### Most Consecutive Games Without Defeat

13 (Dec. 16, 2007-Nov. 16, 2008)  
 11 (Oct. 13, 1961-Sept. 9, 1962)  
 11 (Oct. 17, 1993-Jan. 2, 1994)

#### Most Games Won, Season

13 (1999, 2000, 2008)  
 12 (1993, 2003)  
 11 (1962, 1979, 1980, 1991, 2002)

#### Most Consecutive Games Won, Season

11 (Oct. 17, 1993-Jan. 2, 1994)

#### Most Consecutive Games Won, Start of Season

10 (Sept. 7-Nov. 16, 2008)  
 3 (Sept. 12-Sept. 26, 1999)  
 3 (Sept. 1-Sept. 16, 1991)

#### Most Consecutive Games Won, End of Season

11 (Oct. 17, 1993-Jan. 2, 1994)

#### Most Consecutive Games Without Defeat, Season

11 (Oct. 17, 1993-Jan. 2, 1994)

#### Most Consecutive Games w/out Defeat, Start of Season

10 (Sept. 7-Nov. 16, 2008)  
 3 (Sept. 12-Sept. 26, 1999)  
 3 (Sept. 1-Sept. 16, 1991)

#### Most Consecutive Games w/out Defeat, End of Season

11 (Oct. 17, 1993-Jan. 2, 1994)

#### Most Home Games Won, Season

8 (1999)  
 7 (1988, 1991, 1993, 2000, 2003, 2008)

#### Most Consecutive Home Games Won

12 (Sept. 12, 1999-Nov. 5, 2000)  
 10 (Oct. 6, 2002-Nov. 16, 2003)  
 9 (Dec. 6, 1987-Nov. 20, 1988)  
 9 (Nov. 26, 1990-Nov. 17, 1991)

#### Most Consecutive Home Games Without Defeat

12 (Sept. 12, 1999-Nov. 5, 2000)  
 10 (Oct. 6, 2002-Nov. 16, 2003)  
 9 (Dec. 6, 1987-Nov. 20, 1988)  
 9 (Nov. 26, 1990-Nov. 17, 1991)

#### Most Road Games Won, Season

6 (1996, 2000, 2008)

#### Most Consecutive Road Games Won

8 (Dec. 16, 2007-Nov. 27, 2008)  
 5 (Oct. 29, 1961-Sept. 9, 1962)  
 5 (Oct. 17-Dec. 25, 1993)  
 5 (Nov. 19, 2006-Sept. 24, 2007)

#### Most Consecutive Road Games Without Defeat

8 (Dec. 16, 2007-Nov. 27, 2008)  
 6 (Oct. 13, 1961-Sept. 9, 1962)

#### Most Shutout Games Won or Tied, Season

2 (1966, 1977, 1993)

#### Overtime Wins, Regular Season

30-27 (@ Cincinnati, 9/23/79)  
 27-24 (vs. N.Y. Jets, 10/28/79)  
 23-20 (vs. Pittsburgh, 12/2/84)  
 17-14 (@ Indianapolis, 9/4/88)  
 26-23 (vs. Dallas, 11/10/91)  
 23-20 (vs. Kansas City, 9/20/92)  
 30-27 (@ Cincinnati, 10/6/96)  
 24-21 (vs. Oakland, 8/31/97)  
 17-14 (vs. Kansas City, 9/10/00)  
 31-28 (vs. Tampa Bay, 10/14/01)  
 32-29 (@ N.Y. Giants, 12/1/02)  
 26-20 (@ Houston, 12/10/06)  
 19-16 (vs. Green Bay, 11/2/08)  
 27-24 (vs. Miami, 12/20/09)  
 44-41 (vs. Detroit, 9/23/12)  
 34-28 (@ New Orleans, 11/8/15)

12-9 (@ Cleveland, 10/22/17)  
 26-23 (vs. Philadelphia, 9/30/18)

### GAMES LOST

#### Most Consecutive Games Lost

18 (Oct. 9, 1972-Oct. 28, 1973)

#### Most Consecutive Games Without a Victory

18 (Oct. 9, 1972-Oct. 28, 1973)

#### Most Games Lost, Season

14 (1983, 1994, 2014)

#### Most Consecutive Games Lost, Season

11 (Oct. 9-Dec. 17, 1972)

#### Most Consecutive Games Lost, Start of Season

10 (Sept. 4-Nov. 6, 1983)

#### Most Consecutive Games Lost, End of Season

11 (Oct. 9-Dec. 17, 1972)

#### Most Consecutive Games Without Victory, Season

11 (Oct. 9-Dec. 17, 1972)

#### Most Consecutive Games Without Victory, Start of Season

10 (Sept. 4-Nov. 6, 1983)

#### Most Consecutive Games Without Victory, End of Season

11 (Oct. 9-Dec. 17, 1972)

#### Most Consecutive Home Games Lost

13 (Oct. 9, 1972-Dec. 16, 1973)

#### Most Consecutive Home Games Without Victory

13 (Oct. 9, 1972-Dec. 16, 1973)

#### Most Consecutive Road Games Lost

23 (Sept. 27, 1981-Nov. 4, 1984)

## TEAM RECORDS: GAMES WON & LOST

### Most Consecutive Road Games Without Victory

23 (Sept. 27, 1981-Nov. 4, 1984)

### Most Shutout Games Lost or Tied, Season

2 (1972, 1985)

## TIE GAMES

### Ties

31-31 (@ Boston, 10/13/61)  
 28-28 (@ N.Y. Jets, 10/15/67)  
 31-31 (vs. Cincinnati, 11/9/69)  
 20-20 (@ Denver, 11/16/69)  
 31-31 (@ San Diego, 10/25/70)  
 13-13 (vs. New Orleans, 10/3/71)

### Most Tie Games, Season

2 (1969)

## TEAM RECORDS: SCORING

### Most Points, Season

513 (1961)  
 435 (2003)  
 424 (1988)

### Fewest Points, Season

136 (1982, nine games)  
 199 (1967)

### Most Points, Game

58 (vs. Cleveland, 12/9/90)  
 56 (vs. N.Y. Titans, 10/14/62)  
 55 (vs. Oakland, 9/9/61)  
 55 (at Denver, 11/5/61)  
 49 (vs. San Diego, 12/19/71)  
 49 (at Oakland, 12/22/63)  
 49 (vs. N.Y. Titans, 11/19/61)  
 48 (vs. Cincinnati, 10/14/90)  
 48 (at N.Y. Titans, 12/10/61)  
 48 (at Green Bay, 10/11/04)

### Most Points, Both Teams, Game

101 (Oakland 52, Oilers 49, @ Oakland, 12/22/63)  
 88 (Buffalo 47, Oilers 41, @ Houston, 9/24/89)

### Fewest Points, Game

0 (21 times, last at Denver, 10/13/19)

### Fewest Points, Both Teams, Game

6 (Oilers 6, Pittsburgh 0, @ Houston, 12/4/80)

### Most Points, Shutout Victory, Game

55 (Oilers vs. Oakland, 9/9/61)

### Fewest Points, Shutout Victory, Game

6 (Oilers vs. Pittsburgh, 12/4/80)

### Largest Margin of Victory, Game

55 (Oilers 55, Oakland 0, @ Houston, 9/9/61)

### Largest Margin of Defeat, Game

59 (Titans 0 at New England 59, 10/18/09)  
 54 (Oilers 7 at Cincinnati 61, 12/17/89)

### Smallest Margin of Victory, Game

1 (11 times, last Titans 16, Lions 15, @ Det., 9/18/16)

### Smallest Margin of Defeat, Game

1 (22 times, last Titans 19 @ Chargers 20, 10/21/18)

### Most Points Overcome to Win Game

23 (Oilers @ New England, 11/12/78)

### Most Points, One Half

45 (vs. Cleveland, 12/9/90)

### Most Points, First Quarter

24 (@ Indianapolis, 12/5/04)  
 21 (vs. Green Bay, 11/13/16)  
 21 (@ Tampa Bay, 9/13/15)  
 21 (vs. Houston, 12/19/10)  
 21 (@ Detroit, 11/27/08)  
 21 (vs. St. Louis, 10/31/99)

### Most Points, Second Quarter

31 (vs. Cleveland, 12/9/90)  
 28 (vs. Cincinnati, 11/18/79)

### Most Points, Third Quarter

28 (vs. Jacksonville, 11/24/19)  
 28 (vs. San Diego, 12/19/71)  
 28 (vs. Kansas City, 10/24/65)

### Most Points, Fourth Quarter

27 (vs. Philadelphia, 10/24/10)  
 24 (vs. Denver, 11/26/61)  
 24 (vs. N.Y. Giants, 11/26/06)  
 24 (vs. Buffalo, 11/15/09)

### Most Consecutive Games Scoring

160 (Nov. 14, 1999 - Dec. 21, 2008)  
 155 (Dec. 3, 1989 - Oct. 31, 1999)  
 121 (1977-85)

## TOUCHDOWNS

### Most Touchdowns, Season

66 (1961)

### Fewest Touchdowns, Season

18 (1967)

### Most Touchdowns, Game

8 (Oilers vs. N.Y. Titans, 10/14/62;  
 Oilers vs. Clev., 12/9/90)

### Most Touchdowns, Both Teams, Game

14 (Oilers 7, Oakland 7, @ Oakland, 12/22/63)

## POINTS AFTER TOUCHDOWN

### Most PATs, Season

65 (1961)

### Most PATs, Game

8 (Oilers vs. N.Y. Titans, 10/14/62)  
 7 (four times, last vs. Cleveland, 12/9/90)

### Most PATs, Both Teams, Game

14 (Oilers 7, Oakland 7, @ Oakland, 12/22/63)

## TWO-POINT CONVERSIONS

### Most Two-Point Conversions, Season

4 (1994)

### Most Two-Point Conversions, Opponent, Season

4 (1999)  
 4 (1998)

### Most Two-Point Conversions, Game

2 (vs. N.Y. Jets, 9/10/06)  
 1 (28 times, last vs. Kansas City, 11/10/19)

### Most Two-Point Conversions, Opponent, Game

3 (@ Pittsburgh, 11/1/98)

### Most Two-Point Conversion Attempts, Season

7 (1994)

### Most Two-Point Conversion Attempts, Opp., Season

6 (1999)

## TEAM RECORDS: SCORING

### FIELD GOALS

**Most Field Goals Attempted, Season**

42 (2017)  
40 (1969)  
39 (2007)  
38 (1996)  
37 (1989)

**Most Field Goals Attempted, Game**

8 (at Houston, 10/21/07)  
6 (four times, last vs. Atlanta, 12/5/93)

**Most Field Goals Attempted, Both Teams, Game**

10 (Buffalo 7, @ Oilers 3, 12/5/65)  
9 (Tennessee 6, @ New England 3, 10/5/03)  
9 (Washington 6, @ Tennessee 3, 11/21/10)  
9 (Detroit 4, @ Tennessee 5, 9/23/12)

9 (Tennessee 3, @ Oakland 6, 11/24/13)

9 (Tennessee 3, @ San Francisco 6, 12/17/17)

**Most Field Goals, Season**

36 (1998)  
35 (2017)  
35 (2007)  
32 (1996)  
29 (1993, 2008, 2011)

**Fewest Field Goals, Season**

8 (2019)  
8 (1968)

**Most Field Goals, Game**

8 (@ Houston, 10/21/07)  
5 (vs. Miami, 9/28/69; @Philadelphia, 12/3/00)

**Most Field Goals, Both Teams, Game**

9 (Tennessee 3, @ San Francisco 6, 12/17/17)  
8 (Tennessee 3, @ Buffalo 5, 12/24/06)  
8 (Tennessee 8, @ Houston 0, 10/21/07)  
8 (Indianapolis 3, @ Tennessee 5, 10/16/17)  
7 (18 times, last Tennessee 2, vs. N.Y. Jets 5, 12/2/18)

## TEAM RECORDS: FIRST DOWNS

**Most First Downs, Season**

376 (1990)

**Fewest First Downs, Season**

138 (1982, nine games)  
199 (1976)

**Most First Downs, Game**

34 (vs. Cleveland, 12/9/90)

**Fewest First Downs, Game**

4 (at Cleveland, 10/21/73)  
5 (vs. Jacksonville, 12/17/06)

**Most First Downs, Both Teams, Game**

57 (Tennessee 21, Detroit 36, @ Tennessee, 9/23/12, OT)  
56 (Tennessee 32, Arizona 24, @ Tennessee, 12/15/13, OT)  
56 (Houston 33, Buffalo 23, @ Houston, 9/24/89, OT)  
55 (Tennessee 24, San Diego 31, @ San Diego, 11/6/16)

55 (Tennessee 31, NYG 24, @ New York, 12/1/02, OT)

**Most First Downs Rushing, Season**

155 (1980)

**Fewest First Downs Rushing, Season**

52 (1982, nine games)  
62 (1971)

**Most First Downs Rushing, Game**

17 (twice, last @ Green Bay, 12/14/80)

**Fewest First Downs Rushing, Game**

0 (six times, last @ Denver, 10/13/19)

**Most First Downs Passing, Season**

251 (1990)

**Fewest First Downs Passing, Season**

81 (1982, nine games)  
86 (1967)

**Most First Downs Passing, Game**

28 (@ Oakland, 12/19/04)

**Fewest First Downs Passing, Game**

0 (twice, last @ Buffalo, 11/10/85)

**Most First Downs By Penalty, Season**

37 (2015)  
36 (2019)  
36 (2017)  
36 (2013)  
32 (2016)  
30 (1989)

**Fewest First Downs By Penalty, Season**

5 (1982, nine games)  
10 (1967)

**Most First Downs By Penalty, Game**

7 (@ Atlanta, 9/9/90)

## TEAM RECORDS: NET YARDS GAINED

**Most Yards Gained, Season**

6,288 (1961)  
6,222 (1990)

**Fewest Yards Gained, Season**

2,373 (1982, nine games)  
3,191 (1972)

**Most Yards Gained, Game**

583 (vs. Dallas, 11/10/91, overtime)

**Fewest Yards Gained, Game**

81 (vs. Dallas, 11/24/74)

## TEAM RECORDS: RUSHING

**Most Rushing Attempts, Season**

616 (1979)  
605 (1978)

**Fewest Rushing Attempts, Season**

225 (1982, nine games)  
324 (1965)

**Most Rushing Attempts, Game**

56 (vs. San Diego, 9/28/75)  
55 (vs. Oakland, 9/9/61)

**Fewest Rushing Attempts, Game**

7 (vs. N.Y. Giants, 12/8/85)  
9 (vs. Cincinnati, 10/24/76)  
10 (@ San Diego, 9/16/12)

**Most Yards Gained Rushing, Season**

2,635 (1980)  
2,592 (2009)  
2,571 (1979)

**Fewest Yards Gained Rushing, Season**

799 (1982, nine games)  
1,106 (1971)

**Most Yards Gained Rushing, Game**

332 (@ Kansas City, 10/19/08)  
305 (vs. Jacksonville, 11/1/09)  
296 (vs. Kansas City, 11/27/77)  
292 (@ Detroit, 11/27/08)

**Fewest Yards Gained Rushing, Game**

19 (twice, last vs. San Diego, 12/12/65)

**Highest Average Gain Rushing, Season**

5.2 (2009)  
5.0 (2019)  
4.7 (2006)  
4.6 (three times, last in 2016)

**Most Touchdowns Rushing, Season**

26 (1988)

**Fewest Touchdowns Rushing, Season**

5 (1982, nine games)  
6 (2014)  
6 (1976)

**Most Touchdowns Rushing, Game**

5 (vs. L.A. Chargers, 9/18/60)

**Fewest Touchdowns Rushing, Game**

0 (many times, last vs. Tampa Bay, 10/27/19)

## TEAM RECORDS: PASSING

**Most Passes Attempted, Season**

667 (1991)

**Fewest Passes Attempted, Season**

287 (1982, nine games)  
333 (1967)

**Most Passes Attempted, Game**

68 (@ Buffalo, 11/1/64 — 37 completed)  
61 (vs. Oakland, 11/7/65 — 27 completed)  
61 (@ Oakland, 12/19/04 — 40 completed)

**Fewest Passes Attempted, Game**

6 (vs. Cincinnati, 10/4/81)

**Most Passes Attempted, Both Teams**

98 (Titans 61, Oakland 37, @ Oakland, 12/19/04)  
97 (Oilers 44, Denver 53, @ Houston, 12/2/62)  
97 (Titans 42, Detroit 55, @ Tennessee, 9/23/12)

**Most Passes Completed, Season**

411 (1991)

**Fewest Passes Completed, Season**

144 (1967)

**Most Passes Completed, Game**

41 (vs. Dallas, 11/10/91 — overtime)

**Fewest Passes Completed, Game**

1 (vs. Cincinnati, 10/4/81)

**Most Yards Gained Passing, Season**

4,805 (1990)

**Fewest Yards Gained Passing, Season**

1,381 (1967)

**Most Yards Gained Passing, Game**

527 (@ Kansas City, 12/16/90)

**Fewest Yards Gained Passing, Game**

-7 (@ New England, 10/18/09)

**Most Times Sacked, Season**

65 (1994)  
58 (1985)

**Fewest Times Sacked, Season**

11 (1962)  
12 (2008)

**Most Times Sacked, Game**

12 (vs. Dallas, 9/29/85)

**Most Times Sacked, Both Teams, Game**

14 (Oilers 12, Dallas 2, @ Houston, 9/29/85)

**Most Touchdowns Passing, Season**

48 (1961)

**Fewest Touchdowns Passing, Season**

9 (2007)

**Most Touchdowns Passing, Game**

7 (twice, last vs. N.Y. Titans, 10/14/62)

**Most Touchdowns Passing, Both Teams, Game**

11 (Oilers 5, Oakland 6, @ Oakland, 12/22/63)

**Most Passes Had Intercepted, Season**

48 (1962)\*

**Fewest Passes Had Intercepted, Season**

8 (2019)  
9 (2003, 2008)  
10 (1998)

**Most Passes Had Intercepted, Game**

6 (six times, last @ Cleveland, 11/30/86)

\* Denotes League Record

## TEAM RECORDS: PUNTING

**Most Punts, Season**

96 (1994)  
93 (1979)

**Fewest Punts, Season**

34 (1990)

**Most Punts, Game**

11 (three times, last @ Pittsburgh, 12/3/95)

**Fewest Punts, Game**

0 (five times, last vs. Cincinnati, 10/27/91)

**Highest Average Distance, Punting, Season**

49.7 (2017)  
47.4 (2015)  
47.2 (1998)  
47.1 (2019)  
46.8 (2014)  
46.4 (2018)

## TEAM RECORDS: PUNTING

45.3	(1993)
45.2	(1992)
<b>Highest Average Distance, Punting, Game</b>	
59.2	(vs. Buffalo, 12/27/92)

<b>Highest Net Average, Punting, Season</b>	
44.6	(2017)
43.1	(2019)
41.7	(2018)
40.8	(2014)
40.3	(2015)
39.4	(2012)
39.4	(2011)
39.2	(1998)

39.2	(2013)
------	--------

## TEAM RECORDS: PUNT RETURNS & KICKOFF RETURNS

### PUNT RETURNS

**Most Punt Returns, Season**

53	(2000)
52	(1968)

**Fewest Punt Returns, Season**

15	(1960)
----	--------

**Most Punt Returns, Game**

10	(vs. Tampa Bay, 9/12/76)
----	--------------------------

**Most Yards, Punt Returns, Season**

67.1	(2000)
62.0	(1975)

**Fewest Yards, Punt Returns, Season**

104	(1982, 9 games)
118	(1961)

**Highest Average, Punt Returns, Season**

15.3	(2012)
15.0	(1977)

**Most Touchdowns, Punt Returns, Season**

3	(1975, 2006 and 2012)
---	-----------------------

**Most Touchdowns, Punt Returns, Game**

2	(vs. Jacksonville, 12/30/12)
1	(19 times, last vs. Detroit, 9/23/12)

### KICKOFF RETURNS

**Most Kickoff Returns, Season**

83	(1983)
----	--------

**Fewest Kickoff Returns, Season**

23	(2018)
28	(2017)
30	(2019)
31	(1993)
32	(2011)
33	(2016)
33	(2015)

**Most Kickoff Returns, Game**

10	(twice, last at Cincinnati, 12/17/89)
----	---------------------------------------

**Most Yards, Kickoff Returns, Season**

1,835	(2006)
1,721	(1981)

**Fewest Yards, Kickoff Returns, Season**

589	(1993)
618	(2017)
629	(2016)
638	(2019)
680	(2015)
737	(2018)
832	(2011)

**Highest Average, Kickoff Returns, Season**

32.0	(2018)*
26.1	(2000)
26.0	(2011)
25.9	(1962)

**Most Touchdowns, Kickoff Returns, Season**

2	(three times, last in 1983)
---	-----------------------------

**Most Touchdowns, Kickoff Returns, Game**

1	(17 times, last @ Miami, 9/9/18)
---	----------------------------------

## TEAM RECORDS: FUMBLES

**Most Fumbles, Season**

42	(1994)
41	(1985)

**Fewest Fumbles, Season**

10	(2017)
14	(1982, nine games)
17	(1962, 1999, 2011 and 2016)

**Most Fumbles, Game**

8	(@ Pittsburgh, 12/9/73)
---	-------------------------

**Most Fumbles Lost, Season**

25	(1994)
----	--------

**Fewest Fumbles Lost, Season**

6	(2018)
7	(1967, 2006 and 2016)
8	(2008, 2011 and 2017)

**Most Fumbles Lost, Game**

5	(twice, last vs. Philadelphia, 12/2/91)
---	---

**Most Opponents' Fumbles Recovered, Season**

28	(1977)
----	--------

**Most Opponents' Fumbles Recovered, Game**

7	(@ Kansas City, 10/12/69)
---	---------------------------

**Fewest Opponents' Fumbles Recovered, Season**

4	(2014)
5	(2012)
6	(2016 and 2018)
7	(2009)
8	(four times, last in 2015)

## TEAM RECORDS: BLOCKED KICKS

**Most Blocked Field Goals, Season**

6	(1961)
---	--------

**Most Blocked Field Goals, Game**

2	(at Indianapolis, 12/1/19)
2	(at Baltimore, 12/14/97)
2	(at Cleveland, 9/13/81)
2	(vs. Denver, 11/26/61)

**Most Blocked Extra Points, Season**

3	(1975)
---	--------

**Most Blocked Extra Points, Game**

2	(at Cincinnati, 12/23/90)
2	(vs. Miami, 11/16/75)

**Most Blocked Punts, Season**

3	(1988)
---	--------

**Most Blocked Punts, Game**

2	(at Pittsburgh, 10/16/88)
2	(at Philadelphia, 10/2/88)



## TEAM RECORDS: PENALTIES

### Fewest Penalties, Season (any)

52 (1982, nine games)  
58 (1963)

### Fewest Penalties, 16-Game Season

82 (2018)  
84 (1983)

### Most Penalties, Season

148 (1989)

### Fewest Penalties, Game

0 (vs. Jacksonville, 12/24/11)

0 (@ Cincinnati, 10/29/72)  
0 (@ Buffalo, 11/1/64)  
0 (vs. Kansas City, 10/27/63)  
0 (vs. Oakland, 12/9/62)

### Most Penalties, Game

18 (@ Jacksonville, 1/1/06)

### Fewest Yards Penalized, Season (any)

424 (1982, nine games)

### Fewest Yards Penalized, 16-Game Season

727 (2018)

773 (2007)

### Most Yards Penalized, Season

1,150 (twice, last in 1988)

### Most Yards Penalized, Game

212 (vs. Baltimore, 10/10/99)

## TEAM RECORDS: DEFENSE

### SCORING

#### Fewest Points Allowed, Season

191 (2000)  
199 (1967)  
226 (1975)

#### Most Points Allowed, Season

471 (2012)  
460 (1983)  
447 (1973)

#### Fewest Points Allowed, Game

0 (16 times, last at N.Y. Giants, 12/16/18)

#### Most Points Allowed, Game

61 (twice, last @ Cincinnati, 12/17/89)

#### Fewest Touchdowns Allowed, Season

18 (1967)

#### Most Touchdowns Allowed, Season

55 (2012)  
53 (1983)

### FIRST DOWNS

#### Fewest First Downs Allowed, Season

183 (1969)

#### Most First Downs Allowed, Season

358 (2012)  
357 (2014)  
356 (1985)  
356 (2010)

#### Most First Downs Allowed, Game (since 1991)

39 (@ Denver, 12/8/13)  
36 (vs. Detroit, 9/23/12)  
34 (@ Cincinnati, 12/4/97)  
33 (@ Houston, 10/1/17)

#### Fewest First Downs Allowed, Rushing, Season

62 (2000)

#### Most First Downs Allowed, Rushing, Season

147 (1972)

#### Fewest First Downs Allowed, Passing, Season

89 (1976)

#### Most First Downs Allowed, Passing, Season

231 (2017)  
227 (2016)  
214 (2010)  
213 (2019)  
211 (2014)  
210 (2012)  
210 (2009)

#### Fewest First Downs Allowed, Penalty, Season

13 (twice, last in 1969)

#### Most First Downs Allowed, Penalty, Season

48 (1985)

### NET YARDS

#### Fewest Yards Allowed, Season

3,375 (1968)

#### Most Yards Allowed, Season

6,155 (1985)

#### Fewest Yards Allowed, Game

26 (vs. Denver, 9/3/66)

#### Most Yards Allowed, Game

619 (@ New England, 10/18/09)  
584 (@ Cincinnati, 12/17/89)  
583 (vs. Detroit, OT, 9/23/12)

#### Fewest Total Plays Allowed, Season

610 (1982, nine games)  
840 (1970)

#### Most Total Plays Allowed, Season

1,139 (2010)  
1,099 (2014)  
1,091 (1985)

#### Fewest Total Plays Allowed, Game

36 (vs. Denver, 9/3/66)

#### Most Total Plays Allowed, Game

92 (vs. Detroit, OT, 9/23/12)

91 (@ Philadelphia, 11/19/06)  
91 (@ Denver, 12/8/13)  
87 (@ Cleveland, 10/2/11)  
86 (vs. Washington, 11/21/10)  
85 (three times, last @ Cleveland, 11/30/86, OT)

### RUSHING

#### Fewest Yards Allowed, Rushing, Season

1,027 (1960)

#### Most Yards Allowed, Rushing, Season

2,814 (1985)

#### Fewest Yards Allowed, Rushing, Game

-14 (@ Boston, 11/25/60)  
4 (vs. Buffalo, 11/23/97)

#### Most Yards Allowed, Rushing, Game

398 (@ Dallas Texans, 10/1/61)  
302 (vs. Kansas City, 10/24/65)

#### Fewest Touchdowns Allowed, Rushing, Season

5 (1996 and 2017)

#### Most Touchdowns Allowed, Rushing, Season

27 (1984)

#### Fewest Attempts Allowed, Rushing, Season

298 (1982, nine games)  
356 (2016)  
362 (1962)

#### Most Attempts Allowed, Rushing, Season

596 (1984)

#### Fewest Attempts Allowed, Rushing, Game

9 (vs. Denver, 12/11/16)  
10 (@ Indianapolis, 12/30/07)  
11 (vs. Miami, 10/1/89)

#### Most Attempts Allowed, Rushing, Game

56 (@ Dallas Texans, 10/1/61)

### PASSING

#### Fewest Net Yards Allowed, Passing, Season

1,671 (1968)

## TEAM RECORDS: DEFENSE

### Most Net Yards Allowed, Passing, Season

4,307 (2016)  
4,139 (2009)  
4,084 (2001)

### Fewest Net Yards Allowed, Passing, Game

-52 (vs. Cincinnati, 10/31/71)  
-16 (vs. Chicago, 11/6/77)

### Most Net Yards Allowed, Passing, Game

442 (vs. Detroit, OT, 9/23/12)  
433 (vs. Kansas City, 11/10/19)  
426 (@ New England, 10/18/09)  
425 (@ Indianapolis, 12/5/04)  
407 (@ Oakland, 12/22/63)  
405 (vs. Buffalo, 10/11/64)

### Fewest Touchdowns Allowed, Passing, Season

10 (1967, 2000)

### Most Touchdowns Allowed, Passing, Season

35 (1966)

### Fewest Attempts Allowed, Passing, Season

284 (1982, nine games)  
324 (1972)

### Most Attempts Allowed, Passing, Season

635 (2016)  
625 (2010)  
605 (2017)  
604 (2009)  
598 (2019)  
591 (2011)

### Fewest Attempts Allowed, Passing, Game

11 (@ Pittsburgh, 9/11/05)

### Most Attempts Allowed, Passing, Game

61 (@ Cleveland, 10/2/11)  
59 (@ Denver, 12/8/13)  
57 (@ Pittsburgh, 12/19/93)

### Fewest Completions Allowed, Season

158 (1968)

### Most Completions Allowed, Season

410 (2010)  
404 (2009)  
388 (2016)  
386 (2019)  
374 (2012)  
369 (2011)  
369 (2017)  
349 (2007)  
347 (2014)

### Fewest Completions Allowed, Game

2 (vs. Denver, 9/3/66)

### Most Completions Allowed, Game

43 (vs. Detroit, OT, 9/23/12)  
40 (@ Cleveland, 10/2/11)  
39 (@ Denver, 12/8/13)  
38 (@ New England, 10/18/09)  
37 (@ Indianapolis, 11/3/02)  
36 (vs. Cleveland, 9/22/02)  
36 (vs. Indianapolis, 10/11/09)

36 (vs. New Orleans, 12/11/11)  
36 (vs. Denver, 12/11/16)  
36 (vs. Kansas City, 11/10/19)  
35 (five times, last at Atlanta, 9/29/19)

## SACKS

### Most Sacks, Season

55 (2000)  
54 (1999)  
52 (1993)  
51 (1979)

### Fewest Sacks, Season

21 (1966)

### Most Sacks, Game

9 vs. N.Y. Titans, 10/14/62  
9 vs. Cincinnati, 10/31/71  
8 at Arizona, 12/10/17  
8 at Indianapolis, 11/26/17  
8 at San Diego, 10/17/76  
8 at Buffalo, 11/10/85  
8 at Cincinnati, 9/12/82

## INTERCEPTIONS

### Most Interceptions, Season

36 (1963)

### Fewest Interceptions, Season

3 (1982, nine games)\*  
6 (1972)

### Most Interceptions, Game

6 (six times, last vs. Atlanta, 12/5/93)

### Most Interceptions, Both Teams, Game

13 (Oilers 5, Denver 8, @ Houston, 12/2/62)

### Most Yards Returning Interceptions, Season

676 (1962)

### Most Yards Returning Interceptions, Game

245 (@ N.Y. Jets, 10/15/67)

### Most TDs, Returning Interceptions, Season

7 (1967)

### Most TDs, Returning Interceptions, Game

3 (vs. San Diego, 12/19/71)

## PUNT RETURNS

### Fewest Opponent Punt Returns, Season

20 (1961)  
23 (1990)

### Most Opponent Punt Returns, Season

64 (1979)  
60 (twice, last in 1976)

### Fewest Yards Allowed, Punt Returns, Season

144 (2005)  
160 (2000)  
186 (1990)

### Most Yards Allowed, Punt Returns, Season

748 (1979)  
668 (1976)

### Lowest Average Allowed, Punt Returns, Season

4.5 (2005)  
5.3 (1969)

### Highest Average Allowed, Punt Returns, Season

13.9 (2002)  
13.6 (1961)

### Most Touchdowns Allowed, Punt Returns, Season

3 (2002)  
2 (1962, 1965 and 2016)

## KICKOFF RETURNS

### Fewest Opponent Kickoff Returns, Season

21 (2016)  
22 (2015)  
25 (2018)  
26 (1982, nine games)  
30 (2011)  
31 (2014)  
32 (1970, 1986, 2017)

### Most Opponent Kickoff Returns, Season

81 (2003)  
78 (1995, 1996)  
76 (1999, 2000)  
74 (2002)  
71 (1990, 1997, 2009)

### Fewest Yards Allowed, Kickoff Returns, Season

462 (2016)  
564 (1982, nine games)  
599 (2015)  
680 (2011)  
695 (1986)

### Most Yards Allowed, Kickoff Returns, Season

1,714 (2009)  
1,675 (1996)  
1,596 (1999)  
1,587 (2000)  
1,528 (1997)

### Lowest Average Allowed, Kickoff Returns, Season

15.7 (1992)

### Highest Average Allowed, Kickoff Returns, Season

27.8 (2018)  
27.6 (2014)  
27.2 (2015)  
26.1 (2012)  
25.0 (2008)  
24.9 (1985, 2001)

### Most Touchdowns Allowed, Kickoff Returns, Season

2 (1966, 1999)

## TEAM RECORDS: DEFENSE

### PUNTING

**Most Punts Forced, Season**

105 (2000)  
96 (1976)

**Fewest Punts Forced, Season**

38 (1982, 9 games)  
56 (1964, 1989)

**Most Punts Forced, Game**

11 (five times, last vs. Pittsburgh,  
11/6/94)

**Fewest Punts Forced, Game**

0 4 times (11/12/78 at New England;  
11/5/95 at Cleveland; 12/5/04 at  
Indianapolis; 9/26/10 at N.Y. Giants)

**Lowest Punting Average Allowed (Gross),  
Season**

37.1 (1960)

\* Denotes League Record

## ALL-TIME TWO-POINT CONVERSIONS

### TITANS

<b>1994 Oilers: 4-7</b>	<b>Run 0-0, Pass 4-7</b>	<b>2003 Titans: 3-4</b>	<b>Pass 1-2, Run 2-2</b>
9/4/94 vs. Ind	Bucky Richardson to Reggie Brown Good Bucky Richardson to Haywood Jeffries NG	10/5/03 vs. NE	Steve McNair to Tyrone Calico Good
10/13/94 vs. Cle	Billy Joe Tolliver to Haywood Jeffries Good	12/7/03 vs. Ind	Steve McNair Run Good Steve McNair to Derrick Mason NG
12/11/94 vs. Sea	Billy Joe Tolliver to Haywood Jeffries Good Billy Joe Tolliver to Todd McNair NG	12/14/03 vs. Buf	Robert Holcombe run Good
12/18/94 vs. KC	Billy Joe Tolliver to Webster Slaughter NG	<b>2004 Titans: 1-2</b>	<b>Pass 0-1, Run 1-1</b>
12/24/94 vs. NYJ	Bucky Richardson to Haywood Jeffries Good	9/26/04 vs. Jax	Steve McNair to Derrick Mason NG
<b>1995 Oilers: 2-5</b>	<b>Run 2-3, Pass 0-2</b>	11/21/04 vs. Jax	Steve McNair run Good
10/8/95 vs. Min	Rodney Thomas run Good	<b>2005 Titans: 0-1</b>	<b>Pass 0-1, Run 0-0</b>
10/22/95 vs. Chi	Chris Chandler run Good	10/30/05 vs. Oak	Steve McNair to Chris Brown NG
11/12/95 vs. Cin	Will Furrer to Haywood Jeffries NG	<b>2006 Titans: 3-3</b>	<b>Run 2-2, Pass 1-1</b>
11/19/95 vs. KC	Rich Camarillo to Bruce Matthews NG	9/10/06 vs. NYJ	Travis Henry run Good Kerry Collins pass to Drew Bennett Good
12/24/95 vs. Buf	Rodney Thomas run NG	10/1/06 vs. Dal	Vince Young run Good
<b>1996 Oilers: 0-0</b>	<b>No Attempts</b>	<b>2007 Titans: 0-0</b>	<b>No Attempts</b>
None		None	
<b>1997 Oilers: 2-4</b>	<b>Run 1-3, Pass 1-1</b>	<b>2008 Titans: 1-1</b>	<b>Run 0-0, Pass 1-1</b>
8/31/97 vs. Oak	Eddie George Run Good	10/27/08 vs. Ind	Kerry Collins pass to Ahmard Hall Good
9/28/97 vs. Pitt	Steve McNair to Frank Wycheck Good	<b>2009 Titans: 1-2</b>	<b>Run 1-1, Pass 0-1</b>
11/16/97 vs. Jax	Rodney Thomas run NG	10/4/09 at Jax	Kerry Collins pass to Nate Washington NG Chris Johnson run Good
12/14/97 vs. Bal	Steve McNair run NG	<b>2010 Titans: 1-2</b>	<b>Run 0-0, Pass 1-2</b>
<b>1998 Oilers: 1-4</b>	<b>Pass 0-0, Run 1-4</b>	9/19/10 vs. Pit	Kerry Collins pass to Kenny Britt Good
9/27/98 vs. Jax	Eddie George run NG	10/31/10 at SD	Vince Young pass incomplete to Chris Johnson NG
10/11/98 vs. Bal	Eddie George run NG	<b>2011 Titans: 0-0</b>	<b>No Attempts</b>
11/29/98 vs. Sea	Eddie George run NG	None	
12/20/98 vs. GB	Eddie George run Good	<b>2012 Titans: 1-1</b>	<b>Run 0-0, Pass 1-1</b>
<b>1999 Titans: 1-3</b>	<b>Pass 1-1, Run 0-2</b>	11/4/12 vs. Chi	Matt Hasselbeck pass to Kenny Britt Good
10/3/99 vs. SF	Eddie George run NG	<b>2013 Titans: 0-0</b>	<b>No Attempts</b>
11/28/99 vs. Cle	Frank Wycheck run NG	None	
12/5/99 vs. Bal	Steve McNair to Jackie Harris Good	<b>2014 Titans: 0-1</b>	<b>Run 0-1, Pass 0-0</b>
<b>2000 Titans: 0-0</b>	<b>No Attempts</b>	10/26/14 vs. Hou	Leon Washington run NG
None		<b>2015 Titans: 3-5</b>	<b>Run 0-1, Pass 3-4</b>
<b>2001 Titans: 3-4</b>	<b>Pass 3-4, Run 0-0</b>	9/27/15 vs. Ind	Jalston Fowler run NG
10/14/01 vs. TB	Steve McNair to Kevin Dyson Good	11/8/15 at NO	Marcus Mariota pass to Delanie Walker Good
10/21/01 vs. Det	Steve McNair to Drew Bennett Good	11/29/15 vs. Oak	Marcus Mariota pass to Dorial Green-Beckham Good
12/16/01 vs. GB	Steve McNair to Kevin Dyson NG Steve McNair to Derrick Mason Good	12/13/15 at N.Y. Jets	Marcus Mariota pass to Dexter McCluster Good
<b>2002 Titans: 2-6</b>	<b>Pass 0-2, Run 2-4</b>	12/27/15 vs. Hou	Zach Mettenberger pass to Anthony Fasano NG
9/8/02 vs. Phi	Steve McNair run NG Eddie George run Good		
9/29/02 vs. Oak	Steve McNair to Derrick Mason NG Steve McNair to Frank Wycheck NG Eddie George run NG		
12/1/02 vs. NYG	Steve McNair run Good		

## ALL-TIME TWO-POINT CONVERSIONS

### TITANS

<b>2016 Titans: 0-5</b>		<b>Run 0-0, Pass 0-5</b>	
9/11/16 vs. Min	Marcus Mariota pass to DeMarco Murray	NG	
9/18/16 at Det	Marcus Mariota sacked	NG	
10/23/16 vs. Ind	Aborted play, Brett Kern pass to Ryan Succop	NG	
11/13/16 vs. GB	Marcus Mariota pass to Rishard Matthews	NG	
12/18/16 at KC	Marcus Mariota pass incomplete	NG	
<b>2017 Titans: 0-0</b>		<b>Run 0-0, Pass 0-0</b>	
None			

<b>2018 Titans: 0-1</b>		<b>Run 0-0, Pass 0-1</b>	
10/21/18 at LAC	Marcus Mariota pass to Taywan Taylor	NG	
<b>2019 Titans: 1-2</b>		<b>Run 1-1, Pass 0-1</b>	
11/3/19 at Car	Ryan Tannehill pass to Adam Humphries	NG	
11/10/19 vs. KC	Ryan Tannehill run	Good	
<b>Titans Overall Two-Point Statistics: 30-63 (47.6%)</b>			

### OPPONENTS

<b>1994 Opponents: 2-2</b>		<b>Run 2-2, Pass 0-0</b>	
10/13/94 vs. Cle	Tom Tupa Run	Good	
12/4/94 vs. Ari	Ronald Moore Run	Good	
<b>1995 Opponents: 0-2</b>		<b>Run 0-0, Pass 0-2</b>	
11/26/95 vs. Den	John Elway to Shannon Sharpe	NG	
12/17/95 vs. NYJ	Boomer Esiason to Fred Baxter	NG	
<b>1996 Opponents: 1-3</b>		<b>Run 1-1, Pass 0-2</b>	
9/15/96 vs. Bal	Vinny Testaverde pass	NG	
11/10/96 at NO	Michael Haynes run	Good	
10/13/96 at Atl	Bobby Hebert pass to Roell Preston	NG	
<b>1997 Opponents: 0-1</b>		<b>Run 0-0, Pass 0-1</b>	
10/5/97 vs. Sea	Rick Tuten (kicking form.) bad snap, inc. pass	NG	
<b>1998 Opponents: 4-5</b>		<b>Run 0-0, Pass 4-5</b>	
11/1/98 vs. Pit	Kordell Stewart to Charles Johnson	Good	
	Mike Tomczak to Charles Johnson	Good	
	Mike Tomczak to Will Blackwell	Good	
11/8/98 vs. TB	Trent Dilfer to Bert Emanuel	NG	
12/26/98 vs. Min	Randall Cunningham to Randy Moss	Good	
<b>1999 Opponents: 4-6</b>		<b>Run 0-1, Pass 4-5</b>	
9/12/99 vs. Cin	Jeff Blake to Willie Jackson	Good	
	Ki-Jana Carter run	NG	
	Jeff Blake to Brian Milne	Good	
9/19/99 vs. Cle	Tim Couch Pass incomplete	NG	
10/17/99 vs. NO	B.J. Tolliver to Brett Bech	Good	
1/2/00 vs. Pit	Mike Tomczak to Hines Ward	Good	
<b>2000 Opponents: 0-0</b>		<b>No Attempts</b>	
None			
<b>2001 Opponents: 1-2</b>		<b>Run 1-1, Pass 0-1</b>	
10/7/01 vs. Bal	Elvis Grbac to Brandon Stokley	NG	
12/2/01 vs. Cle	Jamel White run	Good	
<b>2002 Opponents: 3-4</b>		<b>Run 0-0, Pass 3-4</b>	
11/3/02 vs. Ind	Peyton Manning to Marvin Harrison	Good	
11/17/02 vs. Pit	Kordell Stewart to Dan Kreider	Good	
	Antwaan Randle El to Hines Ward	Good	
12/1/02 vs. NYG	Kerry Collins to Jeremy Shockey	NG	
<b>2003 Opponents: 0-1</b>		<b>Run 0-0, Pass 0-1</b>	
12/14/03 vs. Buf	Drew Bledsoe to Bernard Shaw	NG	
<b>2004 Opponents: 1-2</b>		<b>Run 0-0, Pass 1-2</b>	
9/26/04 vs. Jax	Byron Leftwich to Reggie Williams	Good	
1/2/05 vs. Det	Joey Harrington to Roy Williams	NG	
<b>2005 Opponents: 2-2</b>		<b>Run 0-0, Pass 2-2</b>	
10/11/05 vs. Hou	David Carr to Corey Bradford	Good	
11/27/05 vs. SF	Ken Dorsey to Terry Jackson	Good	

<b>2006 Opponents: 1-2</b>		<b>Run 0-0, Pass 1-2</b>	
10/22/06 at Was	Mark Brunell to Santana Moss	Good	
10/29/06 vs. Hou	Sage Rosenfels to Andre Johnson	NG	
<b>2007 Opponents: 1-1</b>		<b>Run 0-0, Pass 1-1</b>	
10/21/07 at Hou	Sage Rosenfels to Andre Davis	Good	
<b>2008 Opponents: 0-1</b>		<b>Run 0-1, Pass 0-0</b>	
9/21/08 vs. Hou	Aborted kick, Matt Turk run	NG	
<b>2009 Opponents: 1-1</b>		<b>Run 1-1, Pass 0-0</b>	
9/20/09 vs. Mia	Ricky Williams run	Good	
<b>2010 Opponents: 0-2</b>		<b>Run 0-2, Pass 0-0</b>	
10/31/10 at SD	Aborted kick, Kris Brown run	NG	
11/14/10 at Mia	Ronnie Brown run	NG	
<b>2011 Opponents: 0-2</b>		<b>Run 0-2, Pass 0-0</b>	
12/11/11 vs. NO	Pierre Thomas run	NG	
1/1/12 at Hou	Snap over Jake Delhomme's head, rec. by Ten.	NG	
<b>2012 Opponents: 1-2</b>		<b>Run 0-0, Pass 1-2</b>	
9/23/12 vs. Det	Matthew Stafford pass to Nate Burleson	Good	
12/30/12 vs. Jax	Chad Henne pass incomplete	NG	
<b>2013 Opponents: 1-1</b>		<b>Run 1-1, Pass 0-0</b>	
9/15/13 at Hou	Arian Foster run	Good	
<b>2014 Opponents: 0-1</b>		<b>Run 0-0, Pass 0-0</b>	
12/14/14 vs. NYJ	Geno Smith pass incomplete	NG	
<b>2015 Opponents: 0-1</b>		<b>Run 0-0, Pass 0-1</b>	
12/6/15 vs. Jax	Blake Bortles pass incomplete	NG	
<b>2016 Opponents: 1-3</b>		<b>Run 1-2, Pass 0-1</b>	
10/16/16 vs. Cle	Cody Kessler pass incomplete	NG	
10/27/16 vs. Jax	Blake Bortles run	Good	
11/13/16 vs. GB	James Starks run	NG	
<b>2017 Opponents: 0-2</b>		<b>Run 0-0, Pass 0-2</b>	
9/17/17 at Jax	Blake Bortles pass incomplete	NG	
9/24/17 vs. Sea	Russell Wilson pass incomplete	NG	
<b>2018 Opponents: 0-0</b>		<b>No Attempts</b>	
None			
<b>2019 Opponents: 2-4</b>		<b>Run 0-0, Pass 2-4</b>	
10/27/19 vs. TB	Jameis Winston pass incomplete	NG	
10/27/19 vs. TB	Jameis Winston pass to Chris Godwin	Good	
11/24/19 vs. Jax	Nick Foles pass to DJ Chark	Good	
11/24/19 vs. Jax	Nick Foles pass incomplete	NG	
<b>Opponents Overall Statistics: 26-53 (49.1%)</b>			

## ALL-TIME SHUTOUTS

### ALL-TIME DEFENSIVE SHUTOUTS

Date	Opponent	Score
9/9/61	Oakland	55-0
9/10/66	Oakland	31-0
10/16/66	New York	24-0
10/13/68	at Boston	16-0
9/21/75	at New England	7-0
9/12/76	Tampa Bay	20-0
9/18/77	NY Jets	20-0
11/6/77	Chicago	47-0
12/4/80	Pittsburgh	6-0
10/22/89	Pittsburgh	27-0
9/27/92	San Diego	27-0
9/12/93	Kansas City	30-0
1/2/94	NY Jets	24-0
12/17/00	at Cleveland	24-0
12/25/00	Dallas	31-0
12/16/18	at NY Giants	17-0

### ALL-TIME OPPONENT SHUTOUTS

Date	Opponent	Score
12/4/60	at Dallas	0-24
12/1/63	at San Diego	0-27
10/12/69	at Kansas City	0-24
11/2/69	at Boston	0-24
11/1/70	at St. Louis	0-44
9/19/71	at Cleveland	0-31
10/9/72	Oakland	0-34
11/5/72	at Cleveland	0-20
11/25/73	New England	0-32
11/24/74	Dallas	0-10
12/11/76	Pittsburgh	0-21
9/22/85	at Pittsburgh	0-20
11/10/85	at Buffalo	0-20
12/7/86	at San Diego	0-27
11/26/89	at Kansas City	0-34
11/7/99	at Miami	0-17
12/28/08	at Indianapolis	0-23
10/18/09	at New England	0-59
11/28/10	at Houston	0-20
10/14/18	Baltimore	0-21
10/13/19	at Denver	0-16

## GAME-WINNING FIELD GOALS

The franchise has totaled 46 game-winning field goals since 1960, including three playoff game winners. **Rob Bironas** leads the franchise with 11 game-winning field goals, followed by former Oiler/Titan **Al Del Greco** (1991-00). Bironas' 60-yard field goal vs. Indianapolis (12/3/06) ranks as the longest game-winning field goal in franchise history. A game-winning field goal is defined as one that was the final score of the game and gave the kicker's team the lead at any time in the fourth quarter or overtime.

Date	Opp.	Kicker	Length	Final Score	Date	Opp.	Kicker	Length	Final Score
10/24/65	Kansas City	Spikes	15	38-36	10/14/01	Tampa Bay	Nedney	49	31-28*
10/31/65	at Buffalo	Blanda	8	19-17	10/21/01	at Detroit	Nedney	46	27-24
10/26/69	Denver	Gerela	22	24-21	12/22/01	at Oakland	Nedney	21	13-10
12/1/74	at Pittsburgh	Butler	34	13-10	12/01/02	at N.Y. Giants	Nedney	38	32-29*
9/17/78	San Francisco	Fritsch	19	20-19	<b>1/11/03</b>	<b>Pittsburgh</b>	<b>Nedney</b>	<b>26</b>	<b>34-31*</b>
10/1/78	at Cleveland	Fritsch	19	16-13	<b>1/3/04</b>	<b>at Baltimore</b>	<b>Anderson</b>	<b>46</b>	<b>20-17</b>
9/23/79	at Cincinnati	Fritsch	29	30-27*	12/11/05	Houston	Bironas	21	13-10
10/28/79	N.Y. Jets	Fritsch	35	27-24*	10/15/06	at Washington	Bironas	30	25-22
9/28/80	at Cincinnati	Fritsch	29	13-10	11/26/06	N.Y. Giants	Bironas	49	24-21
12/2/84	Pittsburgh	Cooper	30	23-20*	12/3/06	Indianapolis	Bironas	60	20-17
11/3/85	Kansas City	Zendejas	38	23-20	12/24/06	at Buffalo	Bironas	30	30-29
11/24/85	San Diego	Zendejas	51	37-35	10/21/07	at Houston	Bironas	29	38-36
<b>1/3/88</b>	<b>Seattle</b>	<b>Zendejas</b>	<b>42</b>	<b>23-20*</b>	11/2/08	Green Bay	Bironas	41	19-16*
9/4/88	at Indianapolis	Zendejas	35	17-14*	11/23/09	at Houston	Bironas	53	20-17
11/13/89	Cincinnati	Zendejas	28	26-24	12/20/09	Miami	Bironas	46	27-24*
11/10/91	Dallas	Del Greco	23	26-23*	9/23/12	Detroit	Bironas	26	44-41*
9/20/92	Kansas City	Del Greco	39	23-20*	10/11/12	Pittsburgh	Bironas	40	26-23
12/12/93	Cleveland	Del Greco	25	19-17	12/18/16	at Kansas City	Succop	53	19-17
10/6/96	at Cincinnati	Del Greco	49	30-27*	10/22/17	at Cleveland	Succop	47	12-9*
8/31/97	Oakland	Del Greco	33	24-21*	9/16/18	Houston	Succop	31	20-17
12/13/98	at Jacksonville	Del Greco	41	16-13	9/23/18	at Jacksonville	Succop	28	9-6
9/12/99	Cincinnati	Del Greco	33	36-35					
9/10/00	Kansas City	Del Greco	36	17-14*					
11/5/00	Pittsburgh	Del Greco	29	9-7					
12/3/00	at Philadelphia	Del Greco	50	15-13					

\*Overtime games  
Playoff games in **bold**

## ALL-TIME RETURN TOUCHDOWNS

### INTERCEPTION RETURN TOUCHDOWNS

Yards	Player	Date	Opp	Result
99	Cortland Finnegan	9/21/2008	Hou	W, 31-12
98	Darryll Lewis	10/22/1995	@ Chi	L, 32-35
97	Jordan Babineaux	10/2/2011	@ Cle	W, 31-13
95	Willie Alexander	9/25/1977	@ GB	W, 16-10
95	Pete Jaquess	9/19/1964	Oak	W, 42-28
90	Mark Johnston	10/27/1963	KC	W, 28-7
87	Perry Phenix	11/12/2000	Bal	L, 23-24
83	Michael Griffin	12/21/2008	Pit	W, 31-14
83	Adam Jones	12/17/2006	Jax	W, 24-17
81	Samari Rolle	10/30/2000	@ Was	W, 27-21
79	Zach Brown	12/30/2012	Jax	W, 38-20
76	Vincent Fuller	10/7/2007	Atl	W, 20-13
75	Vernon Perry	1/6/1980	@ Pit *	L, 13-27
73	Eugene Seale	10/4/1987	@ Den	W, 40-10
66	Ken Houston	9/14/1968	@ Mia	W, 24-10
62	Blaine Bishop	11/5/1995	@ Cle	W, 37-10
62	Miller Farr	11/26/1967	NE	W, 27-6
61	Chris Hope	12/17/2006	Jax	W, 24-17
61	Vincent Fuller	9/24/2007	@ NO	W, 31-14
60	Rocky Boiman	9/28/2003	@ Pit	W, 30-13
58	Bubba McDowell	1/3/1993	@ Buf *	L, 38-41
56	<b>Malcolm Butler</b>	12/22/2018	Was	W, 25-16
52	Lamar Lathon	9/8/1991	@ Cin	W, 30-7
52	Miller Farr	12/7/1968	Buf	W, 35-6
52	Reynaldo Hill	10/30/2005	Oak	L, 25-34
51	Andre Dyson	10/12/2003	Hou	W, 38-17
51	Ken Houston	10/5/1969	Buf	W, 28-14
51	Miller Farr	10/15/1967	@ NYJ	T, 28-28
51	Zeke Moore	10/20/1969	@ NYJ	L, 17-26
49	Eddie Robinson	11/12/1995	Cin	L, 25-32
49	Colin McCarthy	11/11/2012	@ Mia	W, 37-3
48	Ken Houston	10/31/1971	Cin	W, 10-6
47	Darryll Lewis	9/19/1993	@ SD	L, 17-18
47	Darryll Lewis	11/2/1997	Jax	L, 24-30
45	Benny Nelson	9/19/1964	Oak	W, 42-28
45	Vincent Fuller	12/13/2009	STL	W, 47-7
44	Steve Brown	9/4/1988	@ Ind	W, 17-14
43	Ken Houston	10/15/1967	@ NYJ	T, 28-28
42	Donald Mitchell	10/17/1999	@ NO	W, 24-21
41	Cortland Finnegan	10/24/2010	Phi	W, 37-19
40	Will Witherspoon	12/9/2012	@ Ind	L, 23-27
40	Larry Carwell	11/17/1968	Den	W, 38-17
40	Miller Farr	12/7/1968	Buf	W, 35-6
39	Denard Walker	10/26/1997	@ Ari	W, 41-14
39	Cortland Finnegan	11/8/2009	@ SF	W, 34-27
39	Miller Farr	10/1/1967	Den	W, 10-6
38	<b>Malcolm Butler</b>	9/8/2019	@ Cle	W, 43-13
38	Bo Orlando	12/19/1993	@ Pit	W, 26-17
37	Lamont Thompson	9/11/2004	@ Mia	W, 17-7
36	Cris Dishman	12/4/1994	Ari	L, 12-30
36	Darryll Lewis	9/29/1996	@ Pit	L, 16-30
36	Domingo Bryant	12/18/1988	@ Cle	L, 23-28
35	Ken Houston	12/19/1971	SD	W, 49-33
34	J.C. Wilson	9/30/1979	Cle	W, 31-10
33	Darryll Lewis	10/20/1991	@ Mia	W, 17-13
32	Peter Sirmon	12/22/2002	@ Jax	W, 28-10
31	Roderick Hood	11/15/2009	Buf	W, 41-17
31	Gene Babb	11/11/1962	@ Oak	W, 28-20
30	Zach Brown	12/30/2012	Jax	W, 38-20
30	Richard Johnson	10/14/1990	Cin	W, 48-17
30	Ken Houston	12/23/1967	@ Mia	W, 41-10
29	Ken Houston	12/19/1971	SD	W, 49-33
28	Don Floyd	12/2/1962	Den	W, 34-17
27	Lonnie Marts	11/1/1998	@ Pit	W, 41-31
26	Coty Sensabaugh	9/13/2015	@ TB	W, 42-14
26	Vincent Fuller	11/15/2009	Buf	W, 41-17
26	Bubba McDowell	12/7/1992	Chi	W, 24-7
25	Bob Atkins	12/19/1971	SD	W, 49-33
24	Randall Godfrey	10/22/2000	@ Bal	W, 14-6

Yards	Player	Date	Opp	Result
24	Rich Coady	12/16/2002	NE	W, 24-7
23	Jim Norton	10/22/1967	@ KC	W, 24-19
23	Marqueston Huff	12/7/2014	NYG	L, 7-36
23	Alterraun Verner	9/15/2013	@ Hou	L, 24-30
22	Ken Houston	12/15/1968	NE	W, 45-17
22	Zeke Moore	11/3/1974	@ NYJ	W, 27-22
22	Steve Jackson	10/17/1993	@ NE	W, 28-14
22	<b>Jayon Brown</b>	12/30/2018	Ind	L, 17-33
21	Brad Kassell	9/18/2005	Bal	W, 25-10
20	Chuck Cecil	10/8/1995	@ Min	L, 17-23
17	Ken Houston	12/12/1971	@ Buf	W, 20-14
17	Johnny Baker	9/27/1964	@ Den	W, 38-17
16	Andre Dyson	9/22/2002	Cle	L, 28-31
15	Fred Glick	9/14/1963	Den	W, 20-14
15	Dave Ball	11/27/2008	@ Det	W, 47-10
11	Andre Dyson	11/9/2003	Mia	W, 31-7
9	Logan Ryan	1/4/20	@ NE*	W, 20-14
8	Keith Bulluck	12/25/2000	Dal	W, 31-0
1	Joe Bowden	11/8/1998	@ TB	W, 31-22

\* Postseason

### FUMBLE RETURN TOUCHDOWNS

Yards	Player	Date	Opp	Result
96	C.L. Whittington	10/3/1976	@ NO	W, 31-26
93	Robert Lyles	10/19/1986	@ Cin	L, 28-31
92	Cortland Finnegan	12/17/2006	Jax	W, 24-17
83	Denard Walker	1/2/2000	@ Pit	W, 47-36
80	Marcus Robertson	9/5/1993	@ NO	L, 21-33
77	Jason McCourty	10/13/2013	@ Sea	L, 13-20
72	Alterraun Verner	9/23/2012	Det	W, 44-41
72	Terry Kinard	12/9/1990	Cle	W, 58-14
70	Al Smith	12/8/1991	Pit	W, 31-6
68	Ken Houston	9/26/1971	KC	L, 16-20
66	Zeke Moore	11/13/1977	@ Oak	L, 29-34
62	Jason McCourty	11/30/2014	@ Hou	L, 21-45
61	Keith Bulluck	11/3/2002	@ Ind	W, 23-15
61	Samari Rolle	12/21/2003	@ Hou	W, 27-24
58	Cris Dishman	9/12/1993	KC	W, 30-0
55	Robert Lyles	12/6/1987	SD	W, 33-18
53	<b>Rashaan Evans</b>	11/10/2019	KC	W, 35-32
48	Willie Germany	9/21/1975	@ NE	W, 7-0
46	<b>Jayon Brown</b>	12/8/2019	@ Oak	W, 42-21
43	John Coker	12/14/1980	@ GB	W, 22-3
42	Marcus Robertson	11/27/1997	@ Dal	W, 27-14
41	Johnny Peacock	12/20/1970	@ Dal	L, 10-52
40	Tony Brown	10/29/2006	Hou	W, 28-22
39	Keith Bulluck	1/2/2005	Det	W, 24-19
38	Curley Culp	9/28/1975	SD	W, 33-17
38	Elvin Bethea	10/27/1974	@ Cin	W, 34-21
38	Tom Domres	11/16/1969	@ Den	T, 20-20
34	Gregg Bingham	11/6/1977	Chi	W, 47-0
32	Keith Bulluck	10/19/2003	@ Car	W, 37-17
30	Henry Ford	12/25/2000	Dal	W, 31-0
27	Marcus Robertson	11/23/1997	Buf	W, 31-14
27	Antwan Odom	11/20/2005	Jax	L, 28-31
27	Johnny Peacock	12/6/1969	NYJ	L, 26-34
25	Antwan Odom	9/25/2005	@ STL	L, 27-31
25	Keith Bostic	11/25/1984	@ Cle	L, 10-27
20	Jesse Baker	10/14/1979	@ Bal	W, 28-16
19	Garland Boyette	11/28/1971	Cle	L, 24-37
19	Cris Dishman	10/6/1991	Den	W, 42-14
19	Mike Dumas	9/1/1991	Oak	W, 47-17
16	Keith Bulluck	11/19/2006	@ Phi	W, 31-13
15	Johnny Meads	9/6/1992	Pit	L, 24-29
14	Jevon Kearse	1/2/2000	@ Pit	W, 47-36
14	Bobby Myers	9/9/2001	Mia	L, 23-31
12	Doug Cline	11/12/1961	NE	W, 27-15
12	Joe Bowden	10/18/1998	Cin	W, 44-14
10	William Fuller	11/26/1992	@ Det	W, 24-21

## ALL-TIME RETURN TOUCHDOWNS

Yards	Player	Date	Opp	Result
8#	Mike Munchak	9/14/1986	Cle	L, 20-23
8	Ray Childress	11/1/1992	@ Pit	L, 20-21
7	Doug Cline	9/10/1966	Oak	W, 31-0
5	Greg Stemmick	10/9/1977	Pit	W, 27-10
4	Wesley Woodyard	12/24/2017	LAR	L, 23-27
3	Wesley Woodyard	12/6/2015	Jax	W, 42-39
0	<b>DaQuan Jones</b>	1/1/2017	Hou	W, 24-17
0	Karl Klug	9/29/2013	NYJ	W, 38-13
0#	Erron Kinney	12/28/2003	TB	W, 33-13
0	Michael Roan	11/15/1998	Pit	W, 23-14
0	Ray Childress	12/5/1993	Atl	W, 33-17
0	Jeff Donaldson	9/21/1986	@ KC	L, 13-27
0	Mike Reinfeldt	9/19/1982	Sea	W, 23-21
0	Doug Cline	11/26/1961	Den	W, 45-14

# Own fumble recovery (all others opponent fumble recoveries)

### PUNT RETURN TOUCHDOWNS

Yards	Player	Date	Opp	Result
90	Adam Jones	11/19/2006	@ Phi	W, 31-13
87	Billy Johnson	10/16/1977	Cle	L, 23-24
87	Marc Mariani	11/21/2010	Was	L, 16-19
83	Billy Johnson	11/16/1975	Mia	W, 20-19
82	Bobby Jancik	12/20/1964	Den	W, 34-15
81	Adam Jones	12/31/2006	NE	L, 23-40
81	Darius Reynaud	12/30/2012	Jax	W, 38-20
79	Marc Mariani	11/13/2011	@ Car	W, 30-3
78	Ernest Givins	12/11/1994	Sea	L, 14-16
72	Billy Johnson	12/11/1977	@ Cle	W, 19-15
69	Darius Reynaud	12/30/2012	Jax	W, 38-20
69	Ronnie Coleman	10/24/1976	Cin	L, 7-27
69	Derrick Mason	10/30/2000	@ Was	W, 27-21
65	Tommie Campbell	9/23/2012	Det	W, 44-41
65	Derrick Mason	11/28/1999	@ Cle	W, 33-21
63	Billy Johnson	10/5/1975	Cin	L, 19-21
58	Justin McCareins	11/23/2003	@ Atl	W, 38-31
53	Adam Jones	10/29/2006	Hou	W, 28-22
52	Billy Johnson	10/26/1975	Det	W, 24-8
52	Adam Jones	12/11/2005	Hou	W, 13-10
23	Don Floyd	12/13/1964	NYJ	W, 33-17

### KICKOFF RETURN TOUCHDOWNS

Yards	Player	Date	Opp	Result
105	Darius Reynaud	9/23/2012	Det	W, 44-41
104	Ken Hall	10/23/1960	@ NYJ	W, 42-28
103	Bob Gresham	9/23/1973	@ Cin	L, 10-24
101	Derrick Mason	11/18/2001	@ Cin	W, 20-7

Yards	Player	Date	Opp	Result
98	Marc Mariani	10/3/2010	Den	L, 20-26
97	Carl Roaches	9/18/1983	Pit	L, 28-40
96	Carl Roaches	10/4/1981	Cin	W, 17-10
95	Willie Tullis	9/6/1981	@ LAR	W, 27-20
94	Darius Jennings	9/9/2018	@ Mia	L, 20-27
93	Steve Brown	12/11/1983	Cle	W, 34-27
93	Ode Burrell	11/29/1964	NE	L, 17-34
92	Zeke Moore	10/22/1967	@ KC	W, 24-19
90	Lorenzo White	12/4/1988	Pit	L, 34-37
88	Billy Cannon	12/18/1960	NE	W, 37-21
84	Tommie Campbell	11/27/2011	TB	W, 23-17
81	Billy Johnson	10/12/1975	@ Cle	W, 40-10
80	Derrick Mason	1/23/2000	@ Jax *	W, 33-14
75	Billy Johnson	11/6/1977	Chi	W, 47-0
75	Kevin Dyson	1/8/2000	Buf *	W, 22-16

\* Postseason

### BLOCKED PUNTS RETURNED FOR TOUCHDOWNS

Yards	Player	Date	Opp	Result
26	Donald Mitchell	10/7/2001	@ Bal	L, 7-26
20	Mike Akiu	10/27/1985	@ STL	W, 20-10
14	Larry Eaglin	10/7/1973	LAR	L, 26-31
10	Cris Dishman	10/2/1988	@ Phi	L, 23-32
7	Cris Dishman	9/24/1989	Buf	L, 41-47
0	Norm Evans	11/28/1965	@ KC	L, 21-52
0	Larry Onesti	12/18/1965	@ NE	L, 14-42
0	Ward Walsh	10/15/1972	@ Pit	L, 7-24
0	Eugene Seale	11/13/1989	Cin	W, 26-24
0	Bubba McDowell	10/6/1991	Den	W, 42-14
0	Keith Bulluck	9/14/2008	@ Cin	W, 24-7
0	Patrick Bailey	10/30/2011	Ind	W, 27-10

### BLOCKED/MISSED FIELD GOALS RETURNED FOR TOUCHDOWNS

Yards	Player	Date	Opp	Result
71	Ken Houston	10/15/1967	@ NYJ	T, 28-28
69	Donald Mitchell	10/21/2001	@ Det	W, 27-24
63	<b>Tye Smith</b>	12/1/2019	@ Ind	W, 31-17
62	Mark Johnston	11/26/1961	Den	W, 45-14
58	Tony Banfield	12/9/1962	Oak	W, 32-17

## TOP PERFORMANCES: 100-YARD RUSHING GAMES

Yards	Player	Date	Opp	Att	Avg	TD
238	<b>Derrick Henry</b>	12/06/18	Jac	17	14.0	4
228	Chris Johnson	11/01/09	Jac	24	9.5	2
216	Billy Cannon	12/10/61	NYT	25	8.6	3
216	Eddie George	08/31/97	Oak	35	6.2	1
211	<b>Derrick Henry</b>	12/29/19	Hou	32	6.6	3
206	Earl Campbell	11/16/80	Chi	31	6.6	0
203	Earl Campbell	10/19/80	TB	33	6.2	0
203	Earl Campbell	12/21/80	Min	29	7.0	1
202	Earl Campbell	10/26/80	Cin	27	7.5	2
199	Earl Campbell	11/20/78	Mia	28	7.1	4
199	Eddie George	12/09/99	Oak	28	7.1	2
197	Chris Johnson	09/20/09	Hou	16	12.3	2
195	Earl Campbell	11/22/79	Dal	33	5.9	2
195	Chris Johnson	10/21/12	Buf	18	10.8	2
194	Gary Brown	11/21/93	Cle	34	5.7	1
190	Chris Johnson	11/27/11	TB	23	8.3	0

Yards	Player	Date	Opp	Att	Avg	TD
188	<b>Derrick Henry</b>	11/10/19	KC	23	8.2	2
186	Earl Campbell	10/11/81	Sea	39	4.8	2
183	Hoyle Granger	12/04/66	SD	19	9.6	0
182	Earl Campbell	10/04/81	Cin	37	4.9	1
181	Earl Campbell	12/14/80	GB	36	5.0	2
181	Eddie George	10/08/00	Cin	36	5.0	1
179	Sid Blanks	12/13/64	NYJ	21	8.5	3
178	Earl Campbell	10/12/80	KC	38	4.7	1
178	Travis Henry	10/15/06	Was	32	5.6	1
176	Eddie George	12/17/00	Cle	34	5.2	3
175	Chris Brown	09/09/07	Jac	19	9.2	0
170	<b>Derrick Henry</b>	12/16/18	NYG	33	5.2	2
168	Chris Johnson	10/19/08	KC	18	9.3	1
167	Eddie George	10/16/00	Jac	29	5.8	1
166	Gary Brown	11/14/93	Cin	26	6.4	1
166	Earl Campbell	09/02/79	Was	32	5.2	2

## TOP PERFORMANCES: 100-YARD RUSHING GAMES

Yards	Player	Date	Opp	Att	Avg	TD	Yards	Player	Date	Opp	Att	Avg	TD
160	Hoyle Granger	12/23/67	Mia	21	7.6	1	125	Chris Johnson	09/26/10	NYG	32	3.9	2
159	<b>Derrick Henry</b>	11/24/19	Jax	19	8.5	2	125	Eddie George	10/01/00	NYG	35	3.6	1
158	Earl Campbell	09/23/79	Cin	34	4.6	1	125	Eddie George	10/19/97	Was	31	4.0	2
157	Earl Campbell	11/02/80	Den	36	4.4	2	125	Chris Johnson	11/27/08	Det	16	7.8	2
156	Lorenzo White	11/21/94	NYG	27	5.8	0	125	Lorenzo White	11/26/90	Buf	18	6.9	1
155	Eddie George	10/17/99	NO	28	5.5	0	124	Hoyle Granger	11/26/67	BPA	22	5.6	1
154	Chris Johnson	11/29/09	Ari	18	8.6	1	123	Earl Campbell	09/04/83	GB	27	4.6	3
153	Eddie George	11/01/98	Pit	34	4.5	1	123	Ronnie Coleman	09/15/74	SD	21	5.9	0
153	Chris Johnson	12/04/11	Buf	23	6.7	2	123	Eddie George	11/14/99	Cin	29	4.2	2
152	Chris Brown	09/19/04	Ind	26	5.8	1	123	Travis Henry	10/08/06	Ind	19	6.5	0
152	Eddie George	10/06/96	Cin	26	5.8	1	123	DeMarco Murray	10/27/16	Jax	21	5.9	1
151	Chris Johnson	11/23/09	Hou	29	5.2	0	123	DeMarco Murray	11/13/16	GB	17	7.2	1
150	Chris Johnson	11/03/13	StL	23	6.5	2	122	Earl Campbell	09/06/81	LAN	27	4.5	0
150	Mike Rozier	09/20/87	Buf	29	5.2	1	122	Earl Campbell	11/26/78	Cin	27	4.5	0
149	<b>Derrick Henry</b>	12/01/19	Ind	26	5.7	1	122	Eddie George	11/09/97	NYG	32	3.8	1
149	Earl Campbell	10/14/79	Bal	22	6.8	3	122	Mike Rozier	11/29/87	Ind	26	4.7	0
149	Rob Carpenter	11/27/77	KC	14	10.6	0	122	Chris Johnson	12/17/12	NYJ	21	5.8	1
149	LenDale White	10/19/08	KC	17	8.8	3	121	Eddie George	10/11/98	Bal	30	4.0	0
149	Lorenzo White	10/11/92	Cin	25	6.0	0	121	Herman Hunter	10/11/87	Cle	28	4.3	0
148	Chris Brown	10/11/04	GB	27	5.5	2	121	DeMarco Murray	10/09/16	Mia	27	4.5	0
147	Chris Brown	10/31/04	Cin	32	4.6	1	120	Earl Campbell	11/05/79	Mia	32	3.8	0
145	Billy Cannon	12/17/61	Oak	21	6.9	1	120	Rob Carpenter	11/13/77	Oak	19	6.3	0
144	Allen Pinkett	09/01/91	LAA	26	5.5	1	119	Fred Willis	11/12/72	Phi	21	5.7	0
144	Mike Rozier	10/25/87	Atl	29	5.0	1	118	Billy Cannon	11/05/61	Den	11	10.7	1
143	Joe Dawkins	11/22/70	Cle	22	6.5	2	117	Chris Johnson	11/14/10	Mia	17	6.9	1
143	Eddie George	09/08/96	Jac	17	8.4	1	117	Chris Johnson	12/13/09	StL	28	4.2	2
143	Travis Henry	11/19/06	Phi	18	7.9	1	117	Larry Moriarty	11/11/84	KC	29	4.0	0
142	Earl Campbell	09/19/82	Sea	30	4.7	1	116	Eddie George	10/05/97	Sea	26	4.5	0
142	Earl Campbell	09/25/83	Buf	30	4.7	1	116	Lorenzo White	12/09/90	Cle	18	6.4	4
142	Ronnie Coleman	09/12/76	TB	25	5.7	0	116	Lorenzo White	12/07/92	Chi	21	5.5	1
142	Hoyle Granger	11/12/67	Den	22	6.5	0	115	Eddie George	11/23/03	Atl	26	4.4	1
142	Skip Hicks	12/16/01	GB	17	8.4	1	115	DeMarco Murray	09/24/17	Sea	14	8.2	1
142	Chris Johnson	12/25/09	SD	21	6.8	1	115	Lorenzo White	12/03/89	Pit	23	5.0	1
142	Chris Johnson	09/12/10	Oak	27	5.3	2	114	Gary Brown	12/25/93	SF	19	6.0	0
142	Charley Tolar	09/23/62	SD	18	7.9	1	114	Rob Carpenter	09/21/80	Bal	24	4.8	1
141	Woody Campbell	12/03/67	Mia	18	7.8	1	114	Ronnie Coleman	10/23/77	Pit	26	4.4	0
141	Eddie George	12/01/96	NYJ	28	5.0	2	114	DeMarco Murray	09/25/16	Oak	16	7.1	1
141	Mike Rozier	10/09/88	KC	27	5.2	0	114	Dave Smith	10/14/62	NYT	20	5.7	1
141	Chris Johnson	09/30/12	Hou	25	5.6	0	113	Eddie George	11/28/99	Cle	26	4.3	2
141	Chris Johnson	11/04/12	Chi	16	8.8	1	113	Eddie George	10/13/02	Jac	31	3.6	1
139	Hoyle Granger	12/14/69	BPA	25	5.6	0	113	Chris Johnson	12/06/09	Ind	27	4.2	0
138	Earl Campbell	12/04/83	Mia	28	4.9	1	113	LenDale White	12/09/07	SD	30	3.8	1
138	Hoyle Granger	10/01/67	Den	20	6.9	0	112	Ode Burrell	11/28/65	KC	14	8.0	2
138	Larry Moriarty	11/18/84	NYJ	23	6.0	1	112	Earl Campbell	11/18/79	Cin	19	5.9	2
137	Earl Campbell	09/03/78	Atl	15	9.1	1	112	Ronnie Coleman	09/28/75	SD	16	7.0	1
137	Eddie George	10/25/98	Chi	21	6.5	0	112	Mike Rozier	11/15/87	Pit	29	3.9	0
136	Chris Johnson	12/07/08	Cle	19	7.2	1	112	Marcus Mariota	12/6/15	Jax	9	12.4	1
135	Travis Henry	12/24/06	Buf	25	5.4	0	111	Hoyle Granger	12/03/67	Mia	25	4.4	1
135	Chris Johnson	11/08/09	SF	25	5.4	2	111	Chris Johnson	10/18/10	Jax	26	4.3	1
134	Earl Campbell	12/16/79	Phi	16	8.4	1	111	Chris Johnson	12/09/10	Hou	22	5.0	1
134	Eddie George	11/19/00	Cle	36	3.7	3	110	Ronnie Coleman	10/12/75	Cle	14	7.9	0
134	Eddie George	11/08/98	TB	27	5.0	1	110	Eddie George	11/27/97	Dal	34	3.2	0
134	Chris Johnson	01/03/10	Sea	36	3.7	2	110	Charley Tolar	11/04/62	DLT	24	4.6	0
133	LenDale White	10/28/07	Oak	25	5.3	0	109	Gary Brown	12/12/93	Cle	23	4.7	0
132	Chris Johnson	11/15/09	Buf	26	5.1	2	109	Earl Campbell	12/10/79	Pit	33	3.3	0
131	<b>Derrick Henry</b>	10/16/17	Ind	19	6.9	1	109	Earl Campbell	11/30/80	Cle	27	4.0	1
131	Chris Johnson	10/10/10	Dal	19	6.9	2	109	Eddie George	10/13/96	Atl	23	4.7	0
131	Earl Campbell	09/16/79	KC	32	4.1	1	109	<b>Derrick Henry</b>	12/03/17	Hou	11	9.9	1
130	Earl Campbell	11/10/80	NE	30	4.3	2	109	Chris Johnson	09/14/08	Cin	19	5.7	0
130	Earl Campbell	12/11/83	Cle	32	4.1	1	109	Charley Tolar	09/09/62	Buf	17	6.4	1
130	Earl Campbell	10/16/83	Min	29	4.5	1	108	Earl Campbell	12/02/79	Cle	22	4.9	1
130	Eddie George	12/30/01	Cle	26	5.0	2	108	Rodney Thomas	11/05/95	Cle	17	6.4	0
130	Chris Johnson	11/13/11	Car	27	4.8	1	107	Earl Campbell	11/11/79	Oak	32	3.3	1
130	Chris Johnson	12/19/10	Hou	24	5.4	1	107	Earl Campbell	09/10/78	KC	22	4.9	2
130	Chris Johnson	11/21/10	Was	21	6.2	0	107	Earl Campbell	11/13/83	Det	28	3.8	0
129	Eddie George	12/14/97	Bal	26	5.0	0	107	Eddie George	10/18/98	Cin	25	4.3	0
128	Chris Johnson	10/18/09	NE	17	7.5	0	107	Hoyle Granger	12/16/67	SD	27	4.0	1
127	Sid Blanks	09/19/64	Oak	6	21.2	0	107	Don Hardeman	09/28/75	SD	27	4.0	1
127	Chris Johnson	12/29/13	Hou	27	4.7	1	107	Travis Henry	11/12/06	Bal	27	4.0	1
126	Mike Rozier	12/11/88	Cin	22	5.7	3	107	Roy Hopkins	10/26/69	Den	14	7.6	2
126	Chris Johnson	11/11/12	Mia	23	5.5	1	107	DeMarco Murray	10/23/16	Ind	25	4.3	1



## TOP PERFORMANCES: 100-YARD RUSHING GAMES

Yards	Player	Date	Opp	Att	Avg	TD	Yards	Player	Date	Opp	Att	Avg	TD
107	Dave Smith	10/30/60	Buf	12	8.9	0	102	Eddie George	12/29/02	Hou	25	4.1	1
107	Charley Tolar	12/15/62	NYT	29	3.7	1	102	Travis Henry	12/31/06	NE	21	4.9	0
106	Earl Campbell	09/15/80	Cle	18	5.9	0	102	Larry Moriarty	12/09/84	LAN	24	4.3	1
106	Eddie George	10/27/02	Cin	21	5.0	0	101	Chris Brown	09/26/04	Jac	23	4.4	1
106	Eddie George	09/07/97	Mia	23	4.6	1	101	Gary Brown	09/03/95	Jac	29	3.5	0
106	Eddie George	10/12/97	Cin	30	3.5	0	101	Earl Campbell	10/09/83	Den	19	5.3	1
106	LenDale White	11/27/08	Det	23	4.6	2	101	Woody Campbell	11/12/67	Den	16	6.3	1
105	Earl Campbell	10/15/78	Buf	19	5.5	0	101	Ronnie Coleman	11/27/77	KC	15	6.7	0
105	Billy Cannon	11/06/60	Den	16	6.6	0	101	Eddie George	12/03/00	Phi	32	3.2	0
105	Charley Tolar	11/11/62	Oak	28	3.8	1	101	Eddie George	12/16/02	NE	31	3.3	0
104	Chris Brown	12/05/04	Ind	19	5.5	0	101	Hoyle Granger	09/09/67	KC	13	7.8	1
104	Earl Campbell	10/08/78	Oak	25	4.2	0	101	Chris Johnson	10/02/11	Cle	23	4.4	0
104	Hoyle Granger	11/09/69	Cin	15	6.9	0	101	Allen Pinkett	09/08/91	Cin	21	4.8	1
104	Hoyle Granger	12/15/68	BPA	18	5.8	2	101	Charley Tolar	09/09/61	Oak	18	5.6	1
104	Chris Johnson	12/20/09	Mia	29	3.6	0	101	Butch Woolfolk	11/03/85	KC	14	7.2	1
104	Dave Smith	09/11/60	Oak	19	5.5	1	100	Chris Brown	09/11/04	Mia	16	6.3	0
104	Rodney Thomas	11/26/95	Den	13	8.0	1	100	Gary Brown	12/19/93	Pit	20	5.0	0
104	LenDale White	10/21/07	Hou	27	3.9	1	100	Eddie George	09/21/03	NO	29	3.4	1
103	<b>Derrick Henry</b>	12/08/19	Oak	18	5.7	2	100	Eddie George	09/20/98	NE	23	4.3	0
103	Billy Cannon	12/15/62	NYT	9	11.4	1	100	<b>Derrick Henry</b>	09/29/19	Atl	27	3.7	0
103	Mike Rozier	12/27/87	Cin	20	5.2	0	100	Paul Robinson	12/16/73	Cin	20	5.0	1
103	LenDale White	12/23/07	NYJ	23	4.5	0	100	Mike Rozier	09/04/88	Ind	25	4.0	1
102	Earl Campbell	10/29/78	Cin	18	5.7	0	100	LenDale White	11/04/07	Car	31	3.2	1
102	Eddie George	12/26/99	Jac	26	3.9	0	100	Lorenzo White	09/06/92	Pit	13	7.7	0

## TOP PERFORMANCES: 300-YARD PASSING GAMES

Yards	Player	Date	Opp	Att	Cmp	Pct	TD	Int	Rate	Yards	Player	Date	Opp	Att	Cmp	Pct	TD	Int	Rate
527	Warren Moon	12/16/90	KC	45	27	60.0	3	0	123.1	343	Steve McNair	11/27/05	SF	41	23	56.1	3	1	97.9
492	Billy Volek	12/19/04	Oak	60	40	66.7	4	1	107.1	343	Warren Moon	11/04/90	LAN	43	26	60.5	1	2	74.1
464	George Blanda	10/29/61	Buf	32	18	56.3	4	4	101.0	342	George Blanda	12/22/63	Oak	32	20	62.5	5	2	112.2
457	Jacky Lee	10/13/61	BPA	41	27	65.9	2	2	99.3	342	Warren Moon	10/25/92	Cin	40	27	67.5	2	1	100.2
432	Warren Moon	11/10/91	Dal	56	41	73.2	0	0	95.2	342	Warren Moon	12/05/93	Atl	42	24	57.1	1	0	91.6
426	Billy Volek	12/13/04	KC	43	29	67.4	4	0	130.6	341	Steve McNair	09/12/99	Cin	32	21	65.6	3	1	119.4
423	Warren Moon	10/13/91	NYJ	50	35	70.0	2	2	92.3	340	Lynn Dickey	11/04/73	Bal	32	22	68.8	3	2	108.9
421	Steve McNair	10/12/03	Hou	27	18	66.7	3	0	146.8	339	Warren Moon	12/15/85	Cle	48	22	45.8	2	2	66.2
418	George Blanda	11/19/61	NYT	32	20	62.5	7	1	132.8	338	Pete Beathard	11/16/69	Den	41	20	48.8	1	1	75.1
414	Warren Moon	12/23/89	Cle	51	32	62.7	2	1	93.1	338	Cody Carlson	11/26/92	Det	33	24	72.7	1	2	90.2
413	Pete Beathard	09/09/68	KC	48	23	47.9	2	3	65.7	338	Warren Moon	09/24/89	Buf	42	28	66.7	1	2	79.3
402	Ryan Fitzpatrick	12/15/13	Ari	58	36	62.1	4	2	91.3	334	Steve McNair	11/25/01	Pit	37	23	62.2	2	2	87.0
399	Warren Moon	11/17/91	Cle	44	31	70.5	3	1	111.8	334	Steve McNair	12/01/02	NYG	43	30	69.8	3	0	115.8
398	Steve McNair	09/29/02	Oak	46	32	69.6	2	4	74.4	334	Warren Moon	10/06/91	Den	31	19	61.3	2	1	106.1
398	Warren Moon	10/05/86	Det	38	21	55.3	1	3	67.7	334	Billy Volek	11/14/04	Chi	44	27	61.4	2	1	90.5
397	Warren Moon	09/09/90	Atl	52	31	59.6	4	2	93.2	331	Jacky Lee	11/25/60	BPA	38	21	55.3	1	0	93.2
393	George Blanda	11/01/64	Buf	68	37	54.4	1	3	58.0	331	<b>Ryan Tannehill</b>	11/03/19	Car	39	27	69.2	1	2	82.3
391	<b>Ryan Tannehill</b>	12/08/19	Oak	27	21	77.8	3	1	140.4	330	Cody Carlson	12/13/92	GB	36	25	69.4	0	2	75.0
388	Ken Stabler	11/23/80	NYJ	51	33	64.7	4	4	81.2	330	Warren Moon	12/08/85	NYG	47	26	55.3	2	2	73.9
387	Vince Young	11/29/09	Ari	43	27	62.8	1	0	99.7	330	Warren Moon	09/06/92	Pit	45	29	64.4	2	5	61.6
386	George Blanda	09/16/62	BPA	36	20	55.6	3	4	81.3	329	Dan Pastorini	10/17/76	SD	39	25	64.1	3	1	105.6
381	Warren Moon	10/28/90	NYJ	43	30	69.8	1	0	104.9	329	Don Trull	11/13/66	BPA	45	23	51.1	3	0	97.4
378	Jake Locker	09/23/12	Det	42	29	69.0	2	0	113.0	328	George Blanda	11/06/64	BPA	44	20	45.5	2	1	76.7
377	Gifford Nielsen	12/20/81	Pit	37	24	64.9	3	2	103.1	327	Warren Moon	11/29/87	Ind	44	24	54.5	3	2	82.3
371	Marcus Mariota	11/08/15	NO	39	28	71.8	4	0	135.7	326	Jake Locker	10/20/13	SF	41	25	61.0	2	1	92.1
369	Warren Moon	10/14/90	Cin	33	21	63.6	5	1	128.7	324	Warren Moon	11/24/91	Pit	48	24	50.0	2	5	46.2
369	Warren Moon	11/07/93	Sea	55	36	65.5	2	2	81.6	322	Warren Moon	11/18/90	Cle	32	24	75.0	5	0	146.1
367	Marcus Mariota	09/27/15	Ind	44	27	61.4	2	2	84.2	321	Warren Moon	10/18/92	Den	39	23	59.0	2	1	91.9
366	George Blanda	11/13/60	LAC	55	31	56.4	3	4	64.7	320	Ryan Fitzpatrick	11/24/13	Oak	42	30	71.4	2	0	109.2
365	Warren Moon	09/09/84	Ind	43	23	53.5	0	0	82.0	317	Warren Moon	10/15/89	Chi	26	16	61.5	2	2	97.8
364	Warren Moon	12/22/85	Ind	40	22	55.0	2	2	81.7	315	Warren Moon	09/08/91	Cin	37	22	59.5	1	1	84.9
361	Warren Moon	09/13/92	Ind	39	29	74.4	2	0	119.7	315	Jerry Rhome	12/13/70	Cin	54	27	50.0	2	2	65.0
360	Steve McNair	10/05/03	NE	45	23	51.1	0	1	68.8	314	Pete Beathard	10/20/69	NYJ	47	23	48.9	1	3	51.2
358	Matt Hasselbeck	09/18/11	Bal	42	30	71.4	1	1	95.1	313	Marcus Mariota	11/06/16	SD	43	27	62.8	3	2	88.6
356	Warren Moon	10/21/84	SF	33	25	75.8	2	2	105.1	312	George Blanda	10/25/64	SD	37	22	59.5	1	2	73.3
355	Warren Moon	09/30/90	SD	46	27	58.7	2	1	88.6	312	<b>Ryan Tannehill</b>	10/20/19	LAC	29	23	79.3	2	1	120.1
355	Neil O'Donnell	10/03/99	SF	40	20	50.0	2	1	87.0	311	Matt Hasselbeck	09/25/11	Den	36	27	75.0	2	0	119.1
354	Dan Pastorini	10/20/74	StL	40	26	65.0	1	0	101.5	310	Steve McNair	12/18/05	Sea	38	23	60.5	2	0	104.1
352	Chris Chandler	09/24/95	Cin	26	23	88.5	4	0	158.3	310	Warren Moon	11/09/86	Cin	44	25	56.8	1	0	86.4
351	George Blanda	12/03/61	SD	33	20	60.6	4	1	123.9	310	Warren Moon	09/26/93	LAN	42	19	45.2	1	2	58.6
350	George Blanda	12/17/61	Oak	31	18	58.1	4	2	110.2	310	Warren Moon	09/13/87	LAN	43	21	48.8	2	2	68.9
350	Matt Hasselbeck	12/24/11	Jac	40	24	60.0	1	2	76.0	310	Neil O'Donnell	09/19/99	Cle	40	31	77.5	1	0	107.3
348	Archie Manning	09/04/83	GB	34	22	64.7	1	2	83.9	309	Jake Locker	12/02/12	Hou	45	21	46.7	1	3	49.2
345	Zach Mettenberger	11/23/14	Phi	39	20	51.3	2	1	88.1	308	George Blanda	09/22/63	NYJ	37	25	67.6	1	2	79.6
345	Warren Moon	11/05/89	Det	38	30	78.9	2	1	111.1	308	George Blanda	11/07/65	Oak	60	27	45.0	2	3	51.3
344	Marcus Mariota	09/30/18	Phi	43	30	69.8	2	1	99.4	308	Steve McNair	12/08/96	Jac	37	24	64.9	1	1	88.6

## TOP PERFORMANCES: 300-YARD PASSING GAMES

Yards	Player	Date	Opp	Att	Cmp	Pct	TD	Int	Rate
308	Warren Moon	09/23/90	Ind	39	29	74.4	3	1	111.9
306	Marcus Mariota	11/16/17	Pit	33	22	66.7	1	4	66.8
306	Marcus Mariota	10/16/17	Ind	32	23	71.9	1	1	99.2
306	Warren Moon	12/16/84	Cle	31	19	61.3	0	0	94.3
305	Vince Young	11/19/07	Den	41	26	63.4	1	2	73.7
304	George Blanda	10/24/65	KC	33	19	57.6	5	0	128.0
304	Marcus Mariota	09/19/19	Jax	40	23	57.5	0	0	81.7
304	Warren Moon	10/26/86	LAA	46	18	39.1	0	4	26.0
303	George Blanda	09/25/66	Buf	54	23	42.6	2	5	34.7
303	Marcus Mariota	11/26/18	Hou	23	22	95.7	2	0	147.7
303	Warren Moon	12/02/84	Pit	45	27	60.0	1	3	59.8

Yards	Player	Date	Opp	Att	Cmp	Pct	TD	Int	Rate
302	Steve McNair	12/09/01	Min	33	25	75.8	2	0	123.5
300	George Blanda	10/02/66	Den	37	15	40.5	5	2	86.7
300	Archie Manning	09/18/83	Pit	35	16	45.7	1	4	45.8
300	Warren Moon	11/26/90	Buf	22	16	72.7	2	0	145.1
300	Kerry Collins	01/02/11	Ind	39	28	71.8	2	0	111.1

## TOP PERFORMANCES: 100-YARD RECEIVING GAMES

Yards	Player	Date	Opp	Rec	Avg	TD
272	Charlie Hennigan	10/13/61	BPA	13	20.9	1
245	Haywood Jeffires	12/16/90	KC	9	27.2	1
233	Drew Bennett	12/13/04	KC	12	19.4	3
232	Charlie Hennigan	10/29/61	Buf	9	25.8	2
225	Kenny Britt	10/24/10	Phi	7	32.1	3
214	Charlie Hennigan	12/03/61	SD	10	21.4	3
210	Drew Hill	12/22/85	Ind	9	23.3	2
202	Charlie Hennigan	09/16/62	BPA	8	25.3	2
197	Tim Smith	09/04/83	GB	8	24.6	1
188	Charlie Hennigan	09/27/64	Den	11	17.1	0
186	Charlie Hennigan	09/22/63	NYJ	9	20.7	1
186	Haywood Jeffires	10/13/91	NYJ	13	14.3	0
186	Derrick Mason	01/06/02	Cin	9	20.7	2
185	Drew Hill	11/09/86	Cin	10	18.5	0
182	Charley Frazier	09/19/65	BPA	6	30.3	2
182	Bill Groman	11/20/60	Den	3	60.7	2
181	Charlie Hennigan	11/29/64	BPA	12	15.1	0
180	Ken Burrough	11/06/77	Chi	6	30.0	2
179	Mike Montgomery	10/20/74	StL	9	19.9	1
177	Ken Burrough	11/02/75	KC	7	25.3	2
177	Derrick Mason	10/12/03	Hou	6	29.5	3
171	Bill Groman	11/25/60	BPA	9	19.0	1
169	Jared Cook (TE)	12/24/11	Jac	8	21.1	1
167	Tim Smith	12/16/84	Cle	7	23.9	0
162	Kevin Dyson	09/12/99	Cin	9	18.0	2
161	<b>Corey Davis</b>	09/30/18	Phi	9	17.9	1
160	Drew Bennett	12/19/04	Oak	13	12.3	2
160	Charlie Hennigan	11/01/64	Buf	12	13.3	0
159	Tim Smith	09/16/84	SD	5	31.8	1
158	Charley Frazier	11/13/66	BPA	6	26.3	2
156	Ernest Givins	11/16/86	Pit	8	19.5	1
155	Delanie Walker	11/23/14	Phi	5	31.0	0
155	Ernest Givins	10/05/86	Det	5	31.0	0
155	Bill Groman	11/06/60	Den	7	22.1	2
154	Charley Frazier	10/02/66	Den	5	30.8	3
153	<b>A.J. Brown</b>	12/08/19	Oak	5	30.6	2
152	Bill Groman	11/19/61	NYT	5	30.4	3
151	Ernest Givins	10/06/91	Den	5	30.2	0
150	Dave Casper (TE)	11/30/80	Cle	7	21.4	1
150	Bill Groman	12/18/60	BPA	7	21.4	0
150	Jerry LeVias	11/16/69	Den	7	21.4	1
150	Tim Smith	12/11/83	Cle	7	21.4	2
150	Kendall Wright	12/15/13	Ari	12	12.5	0
148	Drew Bennett	11/14/04	Chi	6	24.7	1
148	Drew Hill	10/30/88	Was	9	16.4	3
147	Justin Gage	11/16/08	Jac	4	36.8	2
147	Chris Sanders	11/26/95	Den	5	29.4	2
147	Tim Smith	09/25/83	Buf	11	13.4	0
145	Ken Burrough	11/03/74	NYJ	7	20.7	0
145	Charlie Hennigan	09/09/62	Buf	10	14.5	2
145	Charlie Hennigan	10/25/64	SD	8	18.1	2
144	Drew Hill	11/17/91	Cle	11	13.1	2
143	Kenny Britt	12/09/12	Ind	8	17.9	0
143	Charley Frazier	11/06/64	BPA	9	15.9	1
143	Charlie Joiner	12/13/70	Cin	6	23.8	2

Yards	Player	Date	Opp	Rec	Avg	TD
143	Yancey Thigpen	10/03/99	SF	6	23.8	1
142	Delanie Walker	09/14/14	Dal	10	14.2	1
141	Drew Hill	12/23/89	Cle	10	14.1	2
140	Bill Groman	10/16/60	DLT	10	14.0	1
139	Dave Casper (TE)	12/20/81	Pit	6	23.2	3
139	Willard Dewveall (TE)	11/25/62	SD	3	46.3	2
139	Drew Hill	11/13/88	Sea	8	17.4	1
139	Haywood Jeffires	11/28/93	Pit	7	19.9	1
138	Charlie Hennigan	10/17/64	NYJ	8	17.3	1
138	Drew Hill	10/26/86	LAA	7	19.7	0
138	Billy Johnson	12/18/77	Cin	6	23.0	1
137	Willard Dewveall (TE)	12/22/63	Oak	7	19.6	2
137	Derrick Mason	12/14/03	Buf	9	15.2	0
136	Kenny Britt	09/11/11	Jax	5	27.2	2
136	Ken Burrough	10/17/76	SD	5	27.2	2
135	<b>A.J. Brown</b>	11/24/19	Jax	4	33.8	1
135	Kenny Britt	09/18/11	Bal	9	15.0	1
135	Webster Slaughter	11/07/93	Sea	9	15.0	1
134	Bill Groman	11/05/61	Den	3	44.7	2
134	Drew Hill	11/29/87	Ind	7	19.1	2
133	Curtis Duncan	10/18/92	Den	5	26.6	0
133	Charlie Hennigan	09/14/63	Den	4	33.3	0
133	Derrick Mason	12/01/03	NYJ	11	12.1	1
132	Drew Hill	10/27/85	StL	6	22.0	1
132	Alvin Reed (TE)	10/27/68	Buf	4	33.0	2
132	Kendall Wright	11/30/14	Hou	7	18.9	1
131	Sid Blanks (RB)	09/12/64	SD	13	10.1	0
131	Nate Washington	09/22/13	SD	8	16.4	0
130	Curtis Duncan	11/18/90	Cle	7	18.6	1
130	Charlie Hennigan	10/17/65	Den	7	18.6	0
130	Butch Woolfolk (RB)	12/01/85	Cin	9	14.4	1
130	Nate Washington	12/11/11	NO	6	21.7	1
129	Ken Burrough	12/21/75	Cle	5	25.8	1
129	Mac Haik	12/07/68	Buf	6	21.5	1
129	Drew Hill	12/01/85	Cin	7	18.4	0
129	Drew Hill	10/27/91	Cin	6	21.5	1
128	Kenny Britt	12/19/10	Hou	6	21.3	0
128	Kenny Britt	11/29/09	Ari	7	18.3	1
128	Charley Frazier	09/25/66	Buf	6	21.3	1
128	Ernest Givins	10/08/89	NE	5	25.6	0
128	Drew Hill	10/15/89	Chi	5	25.6	1
128	Mike Holston	12/20/81	Pit	5	25.6	0
127	Billy Parks	11/04/73	Bal	5	25.4	1
127	Chris Sanders	12/08/96	Jac	7	18.1	0
126	Ernest Givins	11/22/87	Cle	3	42.0	1
125	<b>Corey Davis</b>	11/11/18	NE	7	17.9	1
125	Tim Smith	12/15/85	Cle	7	17.9	1
124	Drew Bennett	12/05/04	Ind	3	41.3	3
124	<b>A.J. Brown</b>	12/29/19	Hou	4	31.0	1
124	Delanie Walker	11/13/16	GB	9	13.8	1
124	Oliver Williams	10/18/87	NE	9	13.8	1
124	Roydell Williams	10/21/07	Hou	5	24.8	0
124	Butch Woolfolk (RB)	10/06/85	Den	8	15.5	1
123	Ken Burrough	11/18/79	Cin	6	20.5	0
123	Bill Groman	10/22/61	DLT	4	30.8	2

## TOP PERFORMANCES: 100-YARD RECEIVING GAMES

Yards	Player	Date	Opp	Rec	Avg	TD	Yards	Player	Date	Opp	Rec	Avg	TD
123	Charlie Hennigan	12/17/61	Oak	5	24.6	0	109	Justin Hunter	11/24/13	Oak	6	18.2	1
123	Charlie Hennigan	11/19/61	NYT	8	15.4	1	109	Derrick Mason	09/08/02	Phi	7	15.6	0
123	Charlie Hennigan	09/28/63	Buf	8	15.4	3	109	Delanie Walker	11/19/15	Jac	8	13.6	0
123	Drew Hill	09/23/90	Ind	10	12.3	0	108	Willard Dewveall (TE)	12/17/61	Oak	3	36.0	2
123	Webster Slaughter	12/24/94	NYJ	8	15.4	0	108	Ernest Givins	09/11/88	LAA	9	12.0	1
122	Ken Burrough	12/19/71	SD	4	30.5	1	108	Ernest Givins	12/14/86	Min	6	18.0	1
122	Billy Cannon (RB)	11/19/61	NYT	7	17.4	3	108	Ronnie Harmon (RB)	11/10/96	NO	7	15.4	1
122	Charlie Hennigan	12/08/63	BPA	9	13.6	2	108	Charlie Hennigan	10/22/61	DLT	4	27.0	1
122	Haywood Jeffires	11/24/91	Pit	8	15.3	1	108	Webster Slaughter	12/05/93	Atl	8	13.5	1
122	Jerry LeVias	10/26/69	Den	4	30.5	1	108	Tim Smith	12/02/84	Pit	7	15.4	0
122	Derrick Mason	12/02/01	Cle	3	40.7	2	107	Ken Burrough	10/10/76	Den	5	21.4	0
122	Rishard Matthews	11/20/16	Ind	9	13.6	0	107	Billy Cannon (RB)	12/02/62	Den	5	21.4	2
122	Alvin Reed (TE)	09/29/68	Oak	8	15.3	0	107	Ernest Givins	09/26/93	LAN	3	35.7	1
121	Derrick Mason	12/19/04	Oak	9	13.4	1	107	Drew Hill	11/15/87	Pit	4	26.8	1
120	Dave Casper (TE)	12/21/80	Min	7	17.1	1	107	Derrick Mason	12/16/01	GB	8	13.4	1
120	Tim Smith	12/08/85	NYG	7	17.1	1	107	Alvin Reed (TE)	09/09/68	KC	4	26.8	0
120	Butch Woolfolk (RB)	09/08/85	Mia	3	40.0	1	107	Tim Smith	11/11/84	KC	8	13.4	0
119	Charley Frazier	11/20/66	Buf	4	29.8	1	107	Damian Williams	11/13/11	Car	5	21.4	1
119	Ernest Givins	12/18/88	Cle	6	19.8	0	106	Drew Bennett	09/10/06	NYJ	8	13.3	0
119	Dorial Green-Beckham	12/06/15	Jax	5	23.8	1	106	Ken Burrough	12/03/72	Atl	4	26.5	0
119	Charlie Hennigan	09/19/64	Oak	7	17.0	1	106	Charley Frazier	10/20/63	Buf	3	35.3	1
119	Alvin Reed (TE)	10/20/69	NYJ	7	17.0	0	106	Bill Groman	10/09/60	NYT	6	17.7	0
118	Ernest Givins	11/20/88	Pho	5	23.6	2	106	Gary Wellman	01/02/94	NYJ	8	13.3	0
118	Derrick Mason	09/15/02	Dal	7	16.9	0	106	Lorenzo White (RB)	09/13/92	Ind	4	26.5	1
117	Ken Burrough	11/04/73	Bal	7	16.7	0	105	Mike Barber (TE)	11/10/80	NE	3	35.0	1
117	Ernest Givins	09/13/87	LAN	6	19.5	1	105	Drew Bennett	09/21/03	NO	8	13.1	1
117	Bill Groman	11/12/61	BPA	6	19.5	1	105	Kenny Britt	10/04/09	Jac	7	15.0	0
117	Haywood Jeffires	09/06/92	Pit	7	16.7	0	105	Chris Brown (RB)	11/27/05	SF	3	35.0	1
117	Nate Washington	12/22/13	Jac	6	19.5	1	105	Rishard Matthews	12/18/16	KC	4	26.3	0
117	Nate Washington	11/21/10	Was	5	23.4	0	105	Carl Pickens	09/24/00	Pit	2	52.5	0
117	Nate Washington	10/31/10	SD	4	29.3	1	105	Bo Scaife (TE)	09/07/08	Jac	6	17.5	0
116	Derrick Mason	12/01/02	NYG	12	9.7	1	105	Nate Washington	09/29/13	NYJ	4	26.3	2
116	Ben Troupe (TE)	12/18/05	Sea	6	19.3	0	105	Lorenzo White (RB)	12/20/92	Cle	6	17.5	0
115	Drew Bennett	11/12/06	Bal	6	19.2	0	104	Kevin Dyson	09/10/00	KC	6	17.3	1
115	Bill Groman	09/11/60	Oak	6	19.2	1	104	Justin Gage	12/30/07	Ind	7	14.9	0
115	Nate Washington	11/20/11	Atl	9	12.8	2	104	Justin Gage	12/21/08	Pit	5	20.8	1
114	Jim Beirne	11/09/69	Cin	6	19.0	2	104	Ernest Givins	10/16/88	Pit	5	20.8	1
114	<b>A.J. Brown</b>	12/15/19	Hou	8	14.3	1	104	Leonard Harris	10/11/87	Cle	6	17.3	0
114	Billy Cannon (RB)	12/10/61	NYT	5	22.8	2	104	Charlie Hennigan	11/15/64	Oak	6	17.3	0
114	Drew Hill	12/21/86	Buf	5	22.8	0	104	Billy Johnson	11/28/76	Atl	5	20.8	1
114	Justin Hunter	12/08/13	Den	4	28.5	1	104	Derrick Mason	09/19/04	Ind	8	13.0	0
114	Derrick Mason	11/25/01	Pit	7	16.3	0	104	Chris Sanders	09/24/95	Cin	2	52.0	2
114	Rishard Matthews	01/01/17	Hou	9	12.7	1	104	Taywan Taylor	12/02/18	NYJ	3	34.7	0
114	Bob McLeod (TE)	12/09/62	Oak	5	22.8	1	103	Jim Beirne	11/28/68	KC	4	25.8	1
113	Drew Bennett	12/10/06	Hou	6	18.8	0	103	Drew Hill	12/08/85	NYG	6	17.2	0
113	Dorial Green-Beckham	12/20/15	NE	6	18.8	0	103	Haywood Jeffires	09/11/94	Dal	6	17.2	0
113	Charlie Hennigan	09/09/61	Oak	4	28.3	1	103	Derrick Mason	10/01/00	NYG	6	17.2	1
113	Charlie Hennigan	11/25/60	BPA	7	16.1	0	103	Jared Cook (TE)	12/18/11	Ind	9	11.4	0
113	Drew Hill	11/24/88	Dal	9	12.6	1	103	Kendall Wright	11/24/13	Oak	6	17.2	1
114	Rishard Matthews	11/16/17	Pit	5	22.6	1	102	Dave Casper (TE)	12/19/82	Phi	5	20.4	1
112	Ken Burrough	12/14/75	Oak	4	28.0	2	102	Willie Frazier (TE)	11/06/64	BPA	2	51.0	1
112	Pat Coleman	09/25/94	Cin	4	28.0	0	102	Ernest Givins	11/23/86	Ind	7	14.6	0
112	Kevin Dyson	11/25/01	Pit	4	28.0	1	102	Bill Groman	10/23/60	NYT	5	20.4	3
112	John White (TE)	09/24/61	SD	6	18.7	1	102	Drew Hill	11/26/90	Buf	6	17.0	0
112	Nate Washington	09/23/12	Det	3	37.3	1	102	Drew Hill	12/13/87	NO	4	25.5	0
111	Ken Burrough	10/26/75	Det	3	37.0	1	102	Chris Sanders	12/01/96	NYJ	3	34.0	1
111	Charlie Hennigan	11/22/64	KC	8	13.9	2	102	Tim Smith	09/09/84	Ind	6	17.0	0
110	Kevin Dyson	12/02/01	Cle	6	18.3	0	102	Yancey Thigpen	09/27/98	Jac	6	17.0	2
110	Charlie Hennigan	11/13/60	LAC	8	13.8	0	102	Nate Washington	12/14/14	NYJ	6	17.0	0
110	Jerry LeVias	12/06/69	NYJ	9	12.2	1	101	Ernest Givins	10/14/90	Cin	6	16.8	1
110	Webster Slaughter	09/18/94	Buf	4	27.5	0	101	Bill Groman	12/10/61	NYT	5	20.2	0
109	Drew Bennett	10/03/04	SD	9	12.1	0	101	Bill Groman	12/11/60	Buf	3	33.7	1
109	Ken Burrough	11/11/79	Oak	3	36.3	2	101	Charlie Hennigan	10/01/61	DLT	3	33.7	1
109	Eddie George (RB)	11/26/00	Jac	7	15.6	0	101	Charlie Hennigan	09/07/63	Oak	7	14.4	1
109	Ernest Givins	09/09/90	Atl	4	27.3	2	101	Drew Hill	11/05/89	Det	9	11.2	1
109	Bill Groman	10/13/61	BPA	5	21.8	1	101	Drew Hill	11/08/87	SF	4	25.3	0
109	Charlie Hennigan	09/24/61	SD	6	18.2	0	101	Mike Holston	11/29/81	Atl	8	12.6	1
109	Charlie Hennigan	10/08/61	Buf	4	27.3	0	101	Roy Hopkins (RB)	11/08/70	KC	6	16.8	0
109	Drew Hill	12/20/87	Pit	4	27.3	2	101	Brandon Jones	12/24/06	Buf	5	20.2	1
109	Drew Hill	12/27/87	Cin	6	18.2	0	101	Jerry LeVias	11/29/70	Den	3	33.7	2

## TOP PERFORMANCES: 100-YARD RECEIVING GAMES

Yards	Player	Date	Opp	Rec	Avg	TD	Yards	Player	Date	Opp	Rec	Avg	TD
101	Jerry LeVias	11/23/69	Mia	4	25.3	1	100	Ernest Givins	11/26/92	Det	4	25.0	0
101	Chris Sanders	10/18/98	Cin	3	33.7	0	100	Bill Groman	10/29/61	Buf	2	50.0	2
101	Tajaé Sharpe	10/21/18	LAC	7	14.4	0	100	Drew Hill	11/20/88	Pho	5	20.0	1
101	Tim Smith	10/21/84	SF	6	16.8	1	100	Chris Johnson (RB)	11/15/09	Buf	9	11.1	0
101	Kendall Wright	09/13/15	TB	4	25.3	1	100	Charlie Joiner	10/25/70	SD	5	20.0	1
100	Dave Casper (TE)	11/28/82	NE	6	16.7	1	100	Chris Sanders	12/19/99	Atl	5	20.0	1
100	Curtis Duncan	12/13/92	GB	6	16.7	0	100	Chris Sanders	12/14/97	Bal	7	14.3	0
100	Charley Frazier	09/03/66	Den	6	16.7	3	100	Chris Sanders	10/13/96	Atl	4	25.0	1
100	<b>A.J. Brown</b>	09/08/19	Cle	3	33.3	0	100	Frank Wycheck (TE)	10/21/01	Det	7	14.3	1
100	Ernest Givins	10/25/92	Cin	8	12.5	1							

## CAREER 100-YARD RECEIVING GAMES

No.	Player	W-L-T
26	Charlie Hennigan	12-14-0
24	Drew Hill	15-9-0
18	Ernest Givins	7-11-0
14	Ken Burrough	12-2-0
13	Derrick Mason	7-6-0
10	Tim Smith	3-7-0
9	Drew Bennett	3-6-0
9	Nate Washington	4-5-0
8	Charles Frazier	3-5-0
8	Bill Groman	8-0-0
8	Chris Sanders	6-2-0
7	Kenny Britt	4-3-0
6	Haywood Jeffires	3-3-0
5	<b>A.J. Brown</b>	4-1-0
5	Jerry LeVias	3-1-1
5	Kendall Wright	3-2-0
4	Kevin Dyson	3-1-0
4	Rishard Matthews	2-2-0
4	Alvin Reed	1-3-0
4	Webster Slaughter	2-2-0
4	Delanie Walker	1-3-0
3	Curtis Duncan	1-2-0
3	Justin Gage	3-0-0
2	Mike Barber	2-0-0
2	Jim Bierne	0-1-1
2	Jared Cook	1-1-0
2	<b>Corey Davis</b>	2-0-0
2	Willard Dewveall	1-1-0
2	Dorial Green-Beckham	1-1-0
2	Justin Hunter	1-1-0
2	Billy Johnson	2-0-0
2	Charlie Joiner	0-1-1
2	Yancey Thigpen	0-2-0
2	Lorenzo White	2-0-0
2	Butch Woolfolk	1-1-0
1	Sid Blanks	0-1-0
1	Chris Brown	1-0-0
1	Pat Coleman	1-0-0
1	Willie Fraizer	1-0-0
1	Eddie George	0-1-0
1	Mac Haik	1-0-0
1	Ronnie Harmon	1-0-0
1	Leonard Harris	1-0-0
1	Mike Holston	0-1-0
1	Roy Hopkins	0-1-0
1	Chris Johnson	1-0-0
1	Brandon Jones	1-0-0
1	Mike Montgomery	0-1-0
1	Dave Parks	1-0-0
1	Carl Pickens	1-0-0
1	Bo Scaife	1-0-0
1	Tajaé Sharpe	0-1-0
1	Taywan Taylor	1-0-0
1	Ben Troupe	0-1-0
1	Gary Wellman	1-0-0

## CAREER 100-YARD RECEIVING GAMES

No.	Player	W-L-T
1	John White	0-1-0
1	Damian Williams	1-0-0
1	Oliver Williams	0-1-0
1	Roydell Williams	1-0-0
1	Frank Wycheck	1-0-0

## CAREER 100-YARD RUSHING GAMES

No.	Player	W-L-T
39	Earl Campbell	28-11-0
36	Eddie George	30-6-0
35	Chris Johnson	26-9-0
11	Hoyle Granger	8-2-1
10	<b>Derrick Henry</b>	10-0-0
8	Mike Rozier	6-2-0
7	Chris Brown	4-3-0
7	LenDale White	6-1-0
7	Lorenzo White	4-3-0
6	Gary Brown	6-0-0
6	Ronnie Coleman	5-1-0
6	DeMarco Murray	4-2-0
6	Charlie Tolar	6-0-0
6	Travis Henry	3-3-0
5	Billy Cannon	5-0-0
3	Rob Carpenter	2-1-0
3	Larry Moriarty	2-1-0
3	Dave Smith	3-0-0
2	Sid Blanks	2-0-0
2	Woody Campbell	2-0-0
2	Allen Pinkett	2-0-0
2	Rodney Thomas	2-0-0
1	Ode Burrell	0-1-0
1	Joe Dawkins	0-1-0
1	Don Hardeman	1-0-0
1	Skip Hicks	1-0-0
1	Roy Hopkins	1-0-0
1	Marcus Mariota	1-0-0
1	Paul Robinson	0-1-0
1	Fred Willis	0-1-0
1	Butch Woolfolk	1-0-0

## CAREER 300-YARD PASSING GAMES

No.	Player	W-L-T	No.	Player	W-L-T
38	Warren Moon	20-18-0	1	Pete Beathard	0-0-1
15	George Blanda	5-10-0	1	Chris Chandler	1-0-0
10	Steve McNair	4-6-0	1	Kerry Collins	0-1-0
8	Marcus Mariota	3-5-0	1	Lynn Dickey	1-0-0
3	Matt Hasselbeck	3-0-0	1	Zach Mettenberger	0-1-0
3	Jake Locker	1-2-0	1	Gifford Nielsen	1-0-0
3	Billy Volek	0-3-0	1	Jerry Rhome	0-1-0
3	Dan Pastorini	0-3-0	1	Ken Stabler	0-1-0
3	<b>Ryan Tannehill</b>	2-1-0	1	Don Trull	0-1-0
2	Cody Carlson	1-1-0			
2	Ryan Fitzpatrick	1-1-0			
2	Jacky Lee	1-0-1			
2	Archie Manning	0-2-0			
2	Neil O'Donnell	1-1-0			
2	Vince Young	1-1-0			

## TOP PERFORMANCES BY TEAMMATES

### GAMES WITH MORE THAN ONE 100-YARD RUSHER

Dec. 15, 1962	@ New York, Billy Cannon (9-103) and Charlie Tolar (29-107)
Nov. 12, 1967	@ Denver, Woody Campbell (16-101) and Hoyle Granger (22-142)
Dec. 3, 1967	vs. Miami, Woody Campbell (18-141) and Hoyle Granger (25-111)
Sep. 28, 1975	vs. San Diego, Ronnie Coleman (16-112) and Don Hardeman (27-107)
Nov. 27, 1977	vs. Kansas City, Rob Carpenter (14-149) and Ronnie Coleman (15-101)
Oct. 19, 2008	@ Kansas City, Chris Johnson (18-168) and LenDale White (17-149)
Nov. 27, 2008	@ Detroit, Chris Johnson (16-125) and LenDale White (23-106)

### GAMES WITH MORE THAN ONE 100-YARD RECEIVER

Nov. 25, 1960	@ Boston, Bill Groman (9-171) and Charlie Hennigan (7-113)
Sep. 24, 1961	@ San Diego, Charlie Hennigan (6-109) and John White (6-112)
Oct. 13, 1961	@ Boston, Bill Groman (8-148) and Charlie Hennigan (13-272)
Oct. 22, 1961	vs. Dallas, Bill Groman (4-123) and Charlie Hennigan (4-108)
Sep. 12, 1964	@ San Diego, Sid Banks (12-131) and Charlie Hennigan (7-104)
Nov. 6, 1964	@ Boston, Charles Frazier (9-143) and Willie Frazier (2-102)
Nov. 4, 1973	@ Baltimore, Ken Burrough (7-117) and Dave Parks (5-127)
Nov. 20, 1978	vs. Miami, Mike Barber (4-112) and Ken Burrough (6-103)
Nov. 20, 1988	vs. Phoenix, Ernest Givens (5-118) and Drew Hill (5-100)
Nov. 25, 2001	vs. Pittsburgh, Kevin Dyson (4-112) and Derrick Mason (7-114)
Dec. 2, 2001	@ Cleveland, Kevin Dyson (6-110) and Derrick Mason (3-122)
Dec. 19, 2004	@ Oakland, Derrick Mason (9-121) and Drew Bennett (13-160)
Nov. 24, 2013	@ Oakland, Justin Hunter (6-109) and Kendall Wright (6-103)

### GAMES WITH 300-YARD PASSER, TWO 100-YARD RECEIVERS

Nov. 25, 1960	at Boston, Jackie Lee (331 yards passing), Bill Groman (171 receiving), Charlie Hennigan (113 receiving)
Oct. 13, 1961	at Boston, Jacky Lee (457 yards passing), Charlie Hennigan (272 receiving), Bill Groman (148 receiving)
Nov. 6, 1964	at Boston, George Blanda (328 yards passing), Charles Frazier (143 receiving), Willie Frazier (102 receiving)
Nov. 4, 1973	at Baltimore, Lynn Dickey (340 yards passing), Dave Parks (127 receiving), Ken Burrough (117 receiving)
Nov. 25, 2001	vs. Pittsburgh, Steve McNair (334 yards passing), Derrick Mason (114 receiving), Kevin Dyson (112 receiving)
Dec. 19, 2004	at Oakland, Billy Volek (492 yards passing), Drew Bennett (160 receiving), Derrick Mason (121 receiving)
Nov. 24, 2013	at Oakland, Ryan Fitzpatrick (320 yards passing), Justin Hunter (109 receiving), Kendall Wright (103 receiving)

## TOP PERFORMANCES BY TEAMMATES

### GAMES WITH 100-YARD RUSHER, 100-YARD RECEIVER & 300-YARD PASSER

Dec. 17, 1961	at Oakland, George Blanda (350 yards passing), Billy Cannon (145 rushing), Charlie Hennigan (123 receiving), Willard Dewveall (108 receiving)
Sep. 4, 1983	vs. Green Bay, Archie Manning (348 yards passing), Earl Campbell (123 rushing), Tim Smith (197 receiving)
Nov. 29, 1987	at Indianapolis, Warren Moon (327 yards passing), Mike Rozier (122 rushing), Drew Hill (134 receiving)
Nov. 26, 1990	vs. Buffalo, Warren Moon (300 yards passing), Lorenzo White (125 rushing), Drew Hill (102 receiving)
Sep. 6, 1992	vs. Pittsburgh, Warren Moon (330 yards passing), Lorenzo White (100 rushing) and Haywood Jeffires (117 receiving)
Nov. 29, 2009	vs. Arizona, Vince Young (387 yards passing), Chris Johnson (154 rushing) and Kenny Britt (128 receiving)
Dec. 8, 2019	at Oakland, Ryan Tannehill (391 yards passing), Derrick Henry (103 rushing) and A.J. Brown (153 receiving)

## LARGEST WIN/LOSS MARGINS

#### LARGEST MARGIN OF VICTORY

MARGIN	SCORE	DATE	OPPONENT
1. 55 points	55-0	9/9/61	OAKLAND
2. 47 points	47-0	11/6/77	CHICAGO
3. 44 points	58-14	12/9/90	CLEVELAND
4. 42 points	55-13	11/5/61	at Denver
5. 40 points	47-7	12/13/09	ST. LOUIS
6. 39 points	56-17	10/14/62	N.Y. TITANS
7. 38 points	45-7	9/3/66	DENVER
8. 37 points	47-10	11/27/08	at Detroit
9. 36 points	49-13	11/19/61	N.Y. TITANS
10. 35 points	41-6	12/11/88	CINCINNATI
35 points	38-3	11/14/93	at Cincinnati
12. 34 points	37-3	11/11/12	at Miami
34 points	44-10	12/15/62	at N.Y. Titans
13. 32 points	35-3	12/10/00	CINCINNATI
32 points	35-3	10/27/91	CINCINNATI
32 points	39-7	10/1/89	MIAMI

#### LARGEST MARGIN OF DEFEAT

MARGIN	SCORE	DATE	OPPONENT
1. 59 points	59-0	10/18/09	at New England
2. 54 points	61-7	12/17/89	at Cincinnati
3. 48 points	55-7	12/23/12	at Green Bay
4. 44 points	44-0	11/1/70	at St. Louis
44 points	61-17	12/17/72	CINCINNATI
6. 43 points	57-14	10/1/17	at Houston
7. 42 points	45-3	11/1/63	at Boston
42 points	52-10	12/20/70	at Dallas
42 points	45-3	9/18/88	at N.Y. Jets
10. 41 points	55-14	11/6/83	CINCINNATI
41 points	51-10	10/13/74	at Minnesota
12. 39 points	52-13	9/18/66	at N.Y. Jets
13. 34 points	34-0	10/9/72	OAKLAND
34 points	34-0	11/26/89	at Kansas City
34 points	41-7	10/23/11	HOUSTON
16. 33 points	40-7	11/22/87	CLEVELAND
33 points	40-7	9/17/06	at San Diego



TENNESSEE  
**TITANS**

**HISTORY**

2019 SEASON (9-7 REGULAR SEASON, 2-1 PLAYOFFS) • 2ND PLACE AFC SOUTH

Table with columns: DATE, OPPONENT, SCORE, W/L, ATT. Rows include games from Sep. 8 to Jan. 19.

Summary statistics table with columns: TITANS, OPP. Categories include Total First Downs, Possession Avg, Net Yards Rushing, etc.

Table with columns: BY PERIODS, 1, 2, 3, 4, OT, PTS. Shows game performance by quarter.

Table with columns: SCORING, TD, RU, PA, RT, PAT, FG, S, TP. Lists individual player statistics.

2-Pt Conversions: Tannehill, TM 1-2, OPP 2-4

FUM:Lost: Tannehill 6/3, Henry 5/3, Mariota 3/0, A. Brown 1/0, C. Davis 1/0, Humphries 1/0, Jackson 1/1, D. Lewis 1/1, Raymond 1/1, De. Walker 1/0

Table with columns: PASSING, Att, Cmp, Pct, Yards, Yds/Att, TD, Int, Lg, Sk/Yds, Rating. Summary of passing performance.

Table with columns: RUSHING, No, Yds, Avg, Lg, TD. Summary of rushing performance.

Table with columns: RECEIVING, No, Yds, Avg, Lg, TD. Summary of receiving performance.

Table with columns: INTERCEPTIONS, No, Yds, Avg, Lg, TD. Summary of interception performance.

Table with columns: PUNTING/Avg, No, Yds, Avg, Net, TB, In, Lg, B. Summary of punting performance.

Table with columns: PUNT RETURNS, No, FC, Yds, Avg, Lg, TD. Summary of punt return performance.

Table with columns: KICKOFF RETURNS, No, Yds, Avg, Lg, TD. Summary of kickoff return performance.

Table with columns: FIELD GOALS, 1-19, 20-29, 30-39, 40-49, 50+. Summary of field goal performance.

Table with columns: TEAM/Santos, Parkey, Joseph, OPP. Summary of special teams performance.

Table with columns: SACKS, Landry 9, Casey 5, Correa 5, Ryan 4.5, Roberson 3, Evans 2.5, Wake 2.5. Summary of sack performance.

Table with columns: TACKLES (Solo-Assists-Total), Evans (139-84-55), Ryan (120-76-44). Summary of tackle performance.

Table with columns: TACKLES (Solo-Assists-Total), Byard (91-57-34), Landry III (81-56-25). Summary of tackle performance.

USUAL STARTING LINEUP

- OFFENSE: WR Corey Davis (84), TE Jonnu Smith (81), LT Taylor Lewan (77), LG Rodger Saffold III (76), C Ben Jones (60), RG Nate Davis (64), RT Jack Conklin (78), TE MyCole Pruitt (85), WR A.J. Brown (11), QB Ryan Tannehill (17), RB Derrick Henry (22)

DEFENSE

- DE Jeffery Simmons (98), NT DaQuan Jones (90), DT Jurrell Casey (99), OLB Kamalei Correa (44)/Reggie Gilbert (93), ILB Rashaan Evans (54), ILB Jayon Brown (55), OLB Harold Landry III (58), CB Malcolm Butler (21)/Adoree' Jackson (25), SS Kenny Vaccaro (24), FS Kevin Byard (31), CB Logan Ryan (26)

SPECIALISTS

- K Cairo Santos (7)/Cody Parkey (3)/Ryan Succop (4)/Greg Joseph (7), P Brett Kern (6), PR Adam Humphries (10), KR Kalif Raymond (14)

Pro Bowl All-Pro

GM: Jon Robinson; Head Coach: Mike Vrabel. Asst. Coaches: Dean Pees (def. coordinator), Arthur Smith (off. coordinator), Craig Aukerman (ST), Brian Bell (strength and conditioning assist.), Scott Booker (def. assist.), Shane Bowen (OLB), Keith Carter (OL), Kerry Coombs (secondary), Ryan Crow (def. assist.), Tony Dews (RB), Todd Downing (TE), Matt Edwards (assist. ST), Mondray Gee (strength and conditioning assist.), Chandler Henley (quality control), Tyrone McKenzie (ILB), Rob Moore (WR), Pat O'Hara (QB), Matt Pees (quality control), Frank Piraino (strength and conditioning), Luke Steckel (off. assist.), John Streicher (Assistant to Head Coach), Mike Sullivan (off. assist.), Terrell Williams (DL)

AMERICAN FOOTBALL CONFERENCE STANDINGS

Table with columns: AFC EAST, AFC NORTH, AFC SOUTH, AFC WEST. Lists teams and their records.

NATIONAL FOOTBALL CONFERENCE STANDINGS

Table with columns: NFC EAST, NFC NORTH, NFC SOUTH, NFC WEST. Lists teams and their records.

\* Wild Card for Playoffs





# 2017 SEASON (9-7 REGULAR SEASON, 1-1 PLAYOFFS) • 2ND PLACE AFC SOUTH

DATE	OPPONENT	SCORE	W/L	ATT
Sep. 10	OAKLAND	16-26	L	69,089
Sep. 17	at Jacksonville	37-16	W	61,709
Sep. 24	SEATTLE	33-27	W	69,127
Oct. 1	at Houston	14-57	L	71,804
Oct. 8	at Miami	10-16	L	65,135
Oct. 16	INDIANAPOLIS	36-22	W	63,888
Oct. 22	at Cleveland	12-9*	W	59,061
Nov. 5	BALTIMORE	23-20	W	67,322
Nov. 12	CINCINNATI	24-20	W	67,432
Nov. 16	at Pittsburgh	17-40	L	60,703
Nov. 26	at Indianapolis	20-16	W	62,207
Dec. 3	HOUSTON	24-13	W	62,758
Dec. 10	at Arizona	7-12	L	64,153
Dec. 17	at San Francisco	23-25	L	70,133
Dec. 24	L.A. RAMS	23-27	L	60,097
Dec. 31	JACKSONVILLE	15-10	W	65,501
Jan. 6	at Kansas City	22-21	W	73,319
Jan. 13	at New England	14-35	L	65,878

\* Overtime

	TITANS	OPP
<b>Total First Downs</b>	<b>290</b>	<b>323</b>
Rushing	97	68
Passing	157	231
Penalty	36	24
3rd Down: Made/Att	71/202	78/214
3rd Down Pct.	35.1	36.4
4th Down: Made/Att	5/10	10/16
4th Down Pct.	50.0	62.5
<b>Possession Avg.</b>	<b>29:51</b>	<b>30:09</b>
<b>Total Net Yards</b>	<b>5024</b>	<b>5248</b>
Avg. Per Game	314.0	328.0
Total Plays	974	1046
Avg. Per Play	5.2	5.0
<b>Net Yards Rushing</b>	<b>1833</b>	<b>1420</b>
Avg. Per Game	114.6	88.8
Total Rushes	443	398
<b>Net Yards Passing</b>	<b>3191</b>	<b>3828</b>
Avg. Per Game	199.4	239.3
Sacked/Yards Lost	35/203	43/272
Gross Yards	3394	4100
Att./Completions	496/306	605/369
Completion Pct.	61.7	61.0
Had Intercepted	17	12
<b>Punts/Average</b>	<b>75/49.7</b>	<b>75/48.2</b>
Net Punting Avg.	75/44.6	75/42.8
<b>Penalties/Yards</b>	<b>85/785</b>	<b>119/942</b>
<b>Fumbles/Ball Lost</b>	<b>10/8</b>	<b>23/9</b>
<b>Touchdowns</b>	<b>33</b>	<b>36</b>
Rushing	18	5
Passing	14	27
Returns	1	4

BY PERIODS	1	2	3	4	OT	PTS
Team	52	103	91	85	3	334
Opponents	71	98	49	138	0	356

SCORING	TD	RU	PA	RT	PAT	FG	S	TP
Succop	0	0	0	0	31/33	35/42	0	136
Murray	7	6	1	0	0	0	0	42
Henry	6	5	1	0	0	0	0	36
Mariota	5	5	0	0	0	0	0	30
Matthews	4	0	4	0	0	0	0	24
Walker	4	1	3	0	0	0	0	24
J. Smith	2	0	2	0	0	0	0	12
Decker	1	0	1	0	0	0	0	6
Fowler	1	1	0	0	0	0	0	6
Supernaw	1	0	1	0	0	0	0	6
Taylor	1	0	1	0	0	0	0	6
Woodyard	1	0	0	1	0	0	0	6
<b>Team</b>	<b>33</b>	<b>18</b>	<b>14</b>	<b>1</b>	<b>31/33</b>	<b>35/42</b>	<b>0</b>	<b>334</b>
<b>Opponents</b>	<b>36</b>	<b>5</b>	<b>27</b>	<b>4</b>	<b>29/34</b>	<b>37/41</b>	<b>0</b>	<b>356</b>

2-Pt Conversions: TM 0-0, OPP 0-2

**FUM/Lost:** Cassel 2/2, Walker 2/2, Mariota 2/1, Davis 1/1, Jackson 1/1, Murray 1/1, Henry 1/0

RUSHING	No	Yds	Avg	Lg	TD
Henry	176	744	4.2	75t	5
Murray	184	659	3.6	75t	6
Mariota	60	312	5.2	34t	5
Jackson	5	55	11.0	20	0
Taylor	8	43	5.4	17	0

PASSING	Att	Cmp	Pct	Yards	Yds/Att	TD	Int	Lg	Sk/Yds	Rating
Mariota	453	281	62.0	3232	7.13	13	15	75t	27/173	79.3
Cassel	42	25	59.5	162	3.86	1	2	17	8/30	55.9
Decker	1	0	0.0	0	0.00	0	0	---	0/0	39.6
<b>Team</b>	<b>496</b>	<b>306</b>	<b>61.7</b>	<b>3394</b>	<b>6.84</b>	<b>14</b>	<b>17</b>	<b>75t</b>	<b>35/203</b>	<b>77.1</b>
<b>Opponents</b>	<b>605</b>	<b>369</b>	<b>61.0</b>	<b>4100</b>	<b>6.78</b>	<b>27</b>	<b>12</b>	<b>80t</b>	<b>43/272</b>	<b>87.8</b>

Fluellen	4	21	5.3	10	0
Fowler	2	4	2.0	3t	1
Weems	1	0	0.0	0	0
Walker	2	-2	-1.0	1t	1
Matthews	1	-3	-3.0	-3	0
<b>Team</b>	<b>443</b>	<b>1833</b>	<b>4.1</b>	<b>75t</b>	<b>18</b>
<b>Opponents</b>	<b>398</b>	<b>1420</b>	<b>3.6</b>	<b>34</b>	<b>5</b>

RECEIVING	No	Yds	Avg	Lg	TD
Walker	74	807	10.9	42	3
Decker	54	563	10.4	29	1
Matthews	53	795	15.0	75t	4
Murray	39	266	6.8	18	1
Davis	34	375	11.0	37	0
J. Smith	18	157	8.7	32t	2
Taylor	16	231	14.4	53t	1
Henry	11	136	12.4	66t	1
Supernaw	4	39	9.8	20	1
Stocker	1	12	12.0	12	0
Douglas	1	8	8.0	8	0
Weems	1	5	5.0	5	0
<b>Team</b>	<b>306</b>	<b>3394</b>	<b>11.1</b>	<b>75t</b>	<b>14</b>
<b>Opponents</b>	<b>369</b>	<b>4100</b>	<b>11.1</b>	<b>80t</b>	<b>27</b>

INTERCEPTIONS	No	Yds	Avg	Lg	TD
Byard	8	130	16.3	33	0
T. Smith	1	14	14.0	14	0
Searcy	1	8	8.0	8	0
Riley	1	2	2.0	2	0
Sims	1	0	0.0	0	0
<b>Team</b>	<b>12</b>	<b>154</b>	<b>12.8</b>	<b>33</b>	<b>0</b>
<b>Opponents</b>	<b>17</b>	<b>262</b>	<b>15.4</b>	<b>41</b>	<b>2</b>

PUNTING	No	Yds	Avg	Net	TB	In	Lg	B
Kern	75	3728	49.7	44.6	5	28	74	0
<b>Team</b>	<b>75</b>	<b>3728</b>	<b>49.7</b>	<b>44.6</b>	<b>5</b>	<b>28</b>	<b>74</b>	<b>0</b>
<b>Opponents</b>	<b>75</b>	<b>3617</b>	<b>48.2</b>	<b>42.8</b>	<b>5</b>	<b>21</b>	<b>64</b>	<b>0</b>

PUNT RETURNS	No	FC	Yds	Avg	Lg	TD
Jackson	34	9	290	8.5	46	0
Weems	2	0	15	7.5	13	0
<b>Team</b>	<b>36</b>	<b>9</b>	<b>305</b>	<b>8.5</b>	<b>46</b>	<b>0</b>
<b>Opponents</b>	<b>41</b>	<b>9</b>	<b>286</b>	<b>7.0</b>	<b>23</b>	<b>0</b>

KICKOFF RETURNS	No	Yds	Avg	Lg	TD
Jackson	25	578	23.1	57	0
Weems	2	18	9.0	18	0
Decker	1	22	22.0	22	0
<b>Team</b>	<b>28</b>	<b>618</b>	<b>22.1</b>	<b>57</b>	<b>0</b>
<b>Opponents</b>	<b>32</b>	<b>750</b>	<b>23.4</b>	<b>60</b>	<b>0</b>

FIELD GOALS	1-19	20-29	30-39	40-49	50+
Succop	0/0	10/10	7/7	16/20	2/5
<b>Team</b>	<b>0/0</b>	<b>10/10</b>	<b>7/7</b>	<b>16/20</b>	<b>2/5</b>
<b>Opponents</b>	<b>0/0</b>	<b>9/10</b>	<b>7/8</b>	<b>14/16</b>	<b>7/7</b>

**TEAM/Succop:** (23G,26G,52G,52N) (40G,41G,26G) (24G,37G,47G,35G) (0) (45G)(48G,32G,40G,48G,23G) (43G,23G,46G,53N,47G) (48G) (48N,44G) (48B,44G)(29G,45G) (40N,43G) (58N) (40G,31G,50G) (25G,37G,45N,27G) (25G,39G,38G)

**OPP:** (20G,52G,52G,43G) (43G) (0) (50G,40G,33G) (41G) (36G,25G,52G)(31G,47G,54G) (30G,49G) (0) (41G,28G,50G,26G) (26G,28G,42G)(23G,48N,27N,42G) (47G,23G,40N,32G,35G) (38G,48G,28G,50G,48G,45G) (36N) (41G)

**SACKS**  
Morgan 7.5, Orakpo 7, Casey 6, Woodyard 5, Walden 4, D. Jones 3.5, Williamson 3, Brown 1.5, Klug 1.5, Cyprien 1, A. Johnson 1, King 1, (group) 1,  
**Titans 43, Opponents 35**

**TACKLES (Solo-Assists-Total)**  
Woodyard (104-68-172), Williamson (70-55-125), Byard (64-23-87), Ryan (54-19-73), Casey (60-12-72), Jackson (58-9-67), Brown (42-25-67), Cyprien (46-19-65), Orakpo (39-21-60), Walden (29-15-44), Morgan (23-17-40), Jones (24-12-36), Sims (28-5-33), Johnson (20-12-32), Searcy (22-5-27), Williams (16-10-26), Klug (15-11-26), Riley (8-5-13), Smith (10-1-11), Dodd (7-4-11), McCain (7-4-11), King (3-1-4), Palmer (1-2-3)  
**Team Totals: 750-355-1,105**

### USUAL STARTING LINEUP

<b>OFFENSE</b>
WR Rishard Matthews (18)
<b>TE Delanie Walker (82)</b>
<b>LT Taylor Lewan (77)</b>
LG Quinton Spain (67)
C Ben Jones (60)
RG Josh Kline (64)
RT Jack Conklin (78)
TE Jonnu Smith (81)
WR Corey Davis (84)/Eric Decker (87)
QB Marcus Mariota (8)
RB DeMarco Murray (29)
<b>DEFENSE</b>
DE DaQuan Jones (90)
NT Sylvester Williams (96)
<b>DT Jurrell Casey (99)</b>
OLB Derrick Morgan (91)
ILB Wesley Woodyard (59)
ILB Avery Williamson (54)
OLB Brian Orakpo (98)
CB Logan Ryan (26)
SS Johnathan Cyprien (37)/Da'Norris Searcy (21)
<b>FS Kevin Byard (31)</b>
CB Adoree' Jackson (25)

### SPECIALISTS

K Ryan Succop (4)
<b>P Brett Kern (6)</b>
KR/PR Adoree' Jackson (25)
<b>ST Brynden Trawick (41)</b>

**Pro Bowl** All-Pro

**GM:** Jon Robinson; **Head Coach:** Mike Mularkey  
**Asst. Coaches:** Dick LeBeau (asst. HC/def. coord.), Terry Robiskie (off. coord.), Craig Aukerman (asst. ST), Brandon Blaney (def. asst.), Sylvester Croom (RB), Nick Eason (DL), Russ Grimm (OL), Steve Hoffman (ST), Frisman Jackson (WR), Steve Jackson (asst. secondary), Tom Kanavy (asst. strength and cond.), Jason Michael (QB), Taylor Porter (strength and cond. asst.), Arthur Smith (TE), Lou Spanos (LB), Luke Stechel (asst. WR), Mike Sullivan (asst. OL), Deshaun Townsend (secondary), Steve Watterson (asst. HC/strength and cond.), Keith Willis (asst. DL)

### AMERICAN FOOTBALL CONFERENCE STANDINGS

AFC EAST	W	L	T	Pct
New England	13	3	0	.813
* Buffalo	9	7	0	.563
Miami	6	10	0	.375
New York Jets	5	11	0	.313
<b>AFC NORTH</b>	<b>W</b>	<b>L</b>	<b>T</b>	<b>Pct</b>
Pittsburgh	13	3	0	.813
Baltimore	9	7	0	.563
Cincinnati	7	9	0	.438
Cleveland	0	16	0	.000
<b>AFC SOUTH</b>	<b>W</b>	<b>L</b>	<b>T</b>	<b>Pct</b>
Jacksonville	10	6	0	.625
* Tennessee	9	7	0	.563
Indianapolis	4	12	0	.250
Houston	4	12	0	.250
<b>AFC WEST</b>	<b>W</b>	<b>L</b>	<b>T</b>	<b>Pct</b>
Kansas City	10	6	0	.625
Los Angeles Chargers	9	7	0	.563
Oakland	6	10	0	.375
Denver	5	11	0	.313

### NATIONAL FOOTBALL CONFERENCE STANDINGS

NFC EAST	W	L	T	Pct
Philadelphia	13	3	0	.813
Dallas	9	7	0	.563
Washington	7	9	0	.438
New York Giants	3	13	0	.188
<b>NFC NORTH</b>	<b>W</b>	<b>L</b>	<b>T</b>	<b>Pct</b>
Minnesota	13	3	0	.813
Detroit	9	7	0	.563
Green Bay	7	9	0	.438
Chicago	5	11	0	.313
<b>NFC SOUTH</b>	<b>W</b>	<b>L</b>	<b>T</b>	<b>Pct</b>
New Orleans	11	5	0	.688
* Carolina	11	5	0	.688
* Atlanta	10	6	0	.625
Tampa Bay	5	11	0	.313
<b>NFC WEST</b>	<b>W</b>	<b>L</b>	<b>T</b>	<b>Pct</b>
Los Angeles Rams	11	5	0	.688
Seattle	9	7	0	.563
Arizona	8	8	0	.500
San Francisco	6	10	0	.375

\* Wild Card for Playoffs



2015 SEASON (3-13 REGULAR SEASON, 0-0 PLAYOFFS) • 4TH PLACE AFC SOUTH

Table with columns: DATE, OPPONENT, SCORE, W/L, ATT. Lists game results from Sep. 13 to Jan. 3.

\* Overtime

Summary statistics table with columns: TITANS, OPP. Includes categories like Total First Downs, Net Yards Rushing, Net Yards Passing, etc.

BY PERIODS table with columns: 1, 2, 3, 4, OT, PTS. Shows performance by quarter.

SCORING table with columns: TD, RU, PA, RT, PAT, FG, S, TP. Lists touchdowns, rushing, punts, returns, field goals, safes, and touchdowns by player.

2-Pt Conversions: Green-Beckham, McCluster, Walker, TM
3-5, OPP 0-1

FUM/LOST: Mariota 10/6, Mettenberger 4/2, Douglas 2/1,
McCluster 2/2, Sankey 2/1, West(TM) 2/2, Andrews 1/1, Gallik
1/0, Supernaw 1/1

RUSHING table with columns: No, Yds, Avg, Lg, TD. Lists rushing statistics by player.

PASSING table with columns: Att, Cmp, Pct, Yards, Yds/Att, TD, Int, Lg, Sk/Yds, Rating. Lists passing statistics by player.

Summary statistics table for West, Walker, Wright, Fowler, McBride, Mettenberger, Douglas, Team, Opponents.

RECEIVING table with columns: No, Yds, Avg, Lg, TD. Lists receiving statistics by player.

INTERCEPTIONS table with columns: No, Yds, Avg, Lg, TD. Lists interception statistics by player.

PUNTING table with columns: No, Yds, Avg, Net, TB, In, Lg, B. Lists punting statistics by player.

PUNT RETURNS table with columns: No, FC, Yds, Avg, Lg, TD. Lists punt return statistics by player.

FIELD GOALS table with columns: 1-19, 20-29, 30-39, 40-49, 50+. Lists field goal statistics by player.

KICKOFF RETURNS table with columns: No, Yds, Avg, Lg, TD. Lists kickoff return statistics by player.

TEAM/SUCCESS table with columns: ( ) ( ) (38G,21G) (21G,41G) (37G) ( ) (35G,44G) (51G,29G,55N) (45G) (47G,49G,53N) ( ) ( ) (49G) ( ) (49G)
OPP: ( ) ( ) ( ) (30G) (27G,47N) (38G,24G) (46B) (48G),
19G (31G,32G,20G,36G) (24G) ( ) (53N,47G,27G,42G)
(43G,48N,38G,42G,32G) (22G,36G) (49G,52G,35G)

SACKS table with columns: Case, Blackson, Bass, Griffin, Stafford, Tava, Brown. Lists sack statistics by player.

TACKLES (Solo-Assists-Total) table with columns: Williamson, Griffin, Brown, Orakpo, Bass, Morgan, Cox, Woods, Klug, Webb, Stafford, Blackson, Hill, Wreh-Wilson, McCourty, Riggs, Huff, Pitlotua, Tava, Martin, Johnson, Mount. Lists tackle statistics by player.

Summary statistics table for Team and Opponents with columns: No, Yds, Avg, Lg, TD, Int, Sk/Yds, Rating.

USUAL STARTING LINEUP

OFFENSE table with columns: WR, TE, LT, LG, C, RG, RT, TE, WR, QB, RB. Lists offensive players and their jersey numbers.

DEFENSE table with columns: DE, NT, DT, OLB, ILB, OLB, CB, SS, FS, CB. Lists defensive players and their jersey numbers.

SPECIALISTS table with columns: K, P, KR/PR. Lists special teams players and their jersey numbers.

Pro Bowl All-Pro

GM: Ruston Webster; Head Coach: Ken Whisenhunt (first seven games), Mike Mularkey (final nine games)
Asst. Coaches: Dick LeBeau (asst. HC/def.), Ray Horton (def. coord.), Jason Michael (off. coord.), Steve Watterson (strength and cond.), Bob Bostad (OL), Steve Brown (asst. secondary), Louie Cioffi (secondary), Sylvester Croom (RB), Nick Eason (asst. DL), Steve Hoffman (ST asst.), Shawn Jefferson (WR), Nate Kaczor (ST), Cannon Matthews (qual. ctl. coord. - def.), John McNulty (QB), Mike Mularkey (TE\*), Arthur Smith (asst. TE\*), Giff Smith (DL), Lou Spanos (LB), Luke Stechel (off. asst.), Mike Sullivan (asst. OL), Jason Tucker (asst. WR)

\* Mularkey - tight ends coach first seven games, head coach final nine games; Smith - assistant tight ends coach first seven games, tight ends coach final nine games

AMERICAN FOOTBALL CONFERENCE STANDINGS

Table with columns: AFC EAST, AFC NORTH, AFC SOUTH, AFC WEST. Shows conference standings with columns: W, L, T, Pct.

NATIONAL FOOTBALL CONFERENCE STANDINGS

Table with columns: NFC EAST, NFC NORTH, NFC SOUTH, NFC WEST. Shows conference standings with columns: W, L, T, Pct.

\* Wild Card for Playoffs



2013 SEASON (7-9 REGULAR SEASON, 0-0 PLAYOFFS) • 2ND PLACE AFC SOUTH

Table with columns: DATE, OPPONENT, SCORE, W/L, ATT. Lists regular season games from Sep. 8 to Dec. 22.

Summary statistics table for the Titans and Opponents, including Total First Downs, Net Yards, and Touchdowns.

BY PERIODS table showing game statistics by quarter (1-4) and OT, including Team and Opponents totals.

SCORING table listing individual player statistics for touchdowns, rushing, and passing.

2-Pt Conversions: TM 0-0, OPP 1-1

FUM/Lost: Fitzpatrick 9/2, C. Johnson 3/2, Locker 3/1, Kern 2/0, Williams 2/1, Wright 2/0, Wylie(TM) 2/1, Bailey 1/1, Reynaud(TM) 1/1, Walker 1/0, L. Washington(LG) 1/0, L. Washington(TM) 1/0

RUSHING table showing player statistics for rushing yards and touchdowns.

PASSING table showing player statistics for passing yards, touchdowns, and completions.

Reynaud and Team statistics for touchdowns, yards, and other metrics.

RECEIVING table listing player statistics for receiving yards and touchdowns.

INTERCEPTIONS table listing player statistics for interceptions.

PUNTING table listing player statistics for punting yards and touchdowns.

PUNT RETURNS table listing player statistics for punt returns.

KICKOFF RETURNS table listing player statistics for kickoff returns.

FIELD GOALS table listing player statistics for field goals.

Bironas/Titans: (26G,44G,27G) (48N,47G) (20G,43N,37G) (26G) (22G,32N) (38G,25G) (31G) (39G,37G) (25G,38G) (33G,22G,23G) (45G,50N,24G) (45G,52G) (42G,55G,37G) (OPP: (1) (50N,50N,46N) (44G,38B) (45G,47G) (29G,24G, 33G,48G) (31G,29G) (44G) (44N) (32G,44G) (48G,30G, 50G) (52G,48G,24G,32N,48N,42G) (47G,48G,45G,37G, 49G) (25G,64G,19G) (25G,47G,41G) (36G) (19G)

SACKS: Casey 10.5, Morgan 6, Brown 4, Pitoitua 4, A. Johnson 3, Wimbley 3, Klug 2, Ayers 1, Fokou 1, Mi. Martin 1, Pollard 0.5. Titans 36, Opponents 37

TACKLES (Solo-Assists-Total): Pollard (93-49-142), Brown (80-37-117), Griffin (71-35-106), Fokou (67-31-98), Pitoitua (42-49-91), Casey (49-41-90), McCourty (68-9-77), Verner (61-12-73), Ayers (44-12-56), Morgan (31-23-54), McCarthy (35-16-51), Hill (26-14-40), Sensabaugh (29-8-37), A. Johnson (19-16-35), Wilson (25-8-33), Klug (14-12-26), Wimbley (12-12-24), Martin (9-13-22), Edwards (6-4-10), Wreh-Wilson (6-3-9), Gooden (4-3-7), Campbell (3-1-4), Stafford (1-0-1). Team Totals: 795-408-1,203

USUAL STARTING LINEUP

- OFFENSE: WR Nate Washington (85), TE Craig Stevens (88), LT Michael Roos (71), LG Andy Levitre (67), C Brian Schwenke (62), RG Chance Warmack (70), RT David Stewart (76), TE Delanie Walker (82), WR Kendall Wright (13), QB Jake Locker (10)/Ryan Fitzpatrick (4), RB Chris Johnson (28)

- DEFENSE: LE Derrick Morgan (91), DT Sammie Hill (94), DT Jurrell Casey (99), RE Ropati Pitoitua (92), SLB Akeem Ayers (56), MLB Moise Fokou (53), WLB Zach Brown (55), LCB Jason McCourty (30), RCB Alterraun Verner (20), SS Bernard Pollard (31), FS Michael Griffin (33)

- SPECIALISTS: K Rob Bironas (2), P Brett Kern (6), KR/PR Leon Washington (26)

Pro Bowl All-Pro

GM: Ruston Webster; Head Coach: Mike Munchak. Asst. Coaches: Jerry Gray (def. coord.), Dowell Loggains (off. coord.), Steve Watterson (asst. head coach/strength & cond.), Gregg Williams (senior asst./defense), Steve Brown (asst. secondary), Sylvester Croom (RB), Jonathan Gannon (def. asst./qual. ctl.), George Henshaw (TE), Steve Hoffman (ST asst.), Shawn Jefferson (WR), Nate Kaczor (ST), Bruce Matthews (OL), Brett Maxie (secondary), Keith Millard (def. asst./pass rush specialist), Chet Parlavacchio (LB), Dave Ragone (QB), Tracy Rucker (DL), Arthur Smith (OL/TE asst.)

AMERICAN FOOTBALL CONFERENCE STANDINGS

Table showing AFC EAST, AFC NORTH, AFC SOUTH, and AFC WEST standings with columns for Team, Wins, Losses, Ties, and Pct.

NATIONAL FOOTBALL CONFERENCE STANDINGS

Table showing NFC EAST, NFC NORTH, and NFC SOUTH standings with columns for Team, Wins, Losses, Ties, and Pct.

\* Wild Card for Playoffs



2011 SEASON (9-7 REGULAR SEASON, 0-0 PLAYOFFS) • 2ND PLACE AFC SOUTH

DATE	OPPONENT	SCORE	W/L	ATT
Sep. 11	at Jacksonville	14-16	L	61,619
Sep. 18	BALTIMORE	26-13	W	69,143
Sep. 25	DENVER	17-14	W	69,143
Oct. 2	at Cleveland	31-13	W	66,240
Oct. 9	at Pittsburgh	17-38	L	63,875
Oct. 16	BYE			
Oct. 23	HOUSTON	7-41	L	69,143
Oct. 30	INDIANAPOLIS	27-10	W	69,143
Nov. 6	CINCINNATI	17-24	L	69,143
Nov. 13	at Carolina	30-3	W	72,409
Nov. 20	at Atlanta	17-23	L	68,164
Nov. 27	TAMPA BAY	23-17	W	69,143
Dec. 4	at Buffalo	23-17	W	56,463
Dec. 11	NEW ORLEANS	17-22	L	69,143
Dec. 18	at Indianapolis	13-27	L	64,271
Dec. 24	JACKSONVILLE	23-17	W	69,143
Jan. 1	at Houston	23-22	W	71,512

\* Overtime

	TITANS	OPP
Total First Downs	281	324
Rushing	71	111
Passing	185	187
Penalty	25	26
3rd Down: Made/Att	80/218	96/236
3rd Down Pct.	36.7	40.7
4th Down: Made/Att	10/14	8/20
4th Down Pct.	71.4	40.0
Possession Avg.	27:52	32:08
Total Net Yards	5361	5682
Avg. Per Game	335.1	355.1
Total Plays	984	1080
Avg. Per Play	5.4	5.3
Net Yards Rushing	1438	2053
Avg. Per Game	89.9	128.3
Total Rushes	376	461
Net Yards Passing	3923	3629
Avg. Per Game	245.2	226.8
Sacked/Yards Lost	24/190	28/180
Gross Yards	4113	3809
Att./Completions	584/353	591/369
Completion Pct.	60.4	62.4
Had Intercepted	14	11
Punts/Average	86/43.6	83/43.7
Net Punting Avg.	86/39.4	83/36.4
Penalties/Yards	104/960	99/812
Fumbles/Ball Lost	17/8	20/12
Touchdowns	34	34
Rushing	8	10
Passing	22	21
Returns	4	3

BY PERIODS	1	2	3	4	OT	PTS
Team	57	110	67	91	0	325
Opponents	64	79	74	100	0	317

SCORING	TD	RU	PA	RT	PAT	FG	S	TP
Bironas	0	0	0	0	34/34	29/32	0	121
Washington	8	1	7	0	0	0	0	48
Williams	5	0	5	0	0	0	0	30
C. Johnson	4	4	0	0	0	0	0	24
Britt	3	0	3	0	0	0	0	18
Cook	3	0	3	0	0	0	0	18
Avery	1	0	1	0	0	0	0	6
Babineaux	1	0	0	1a	0	0	0	6
Campbell	1	0	0	1d	0	0	0	6
D. Graham	1	0	1	0	0	0	0	6
Harper	1	1	0	0	0	0	0	6
L. Hawkins	1	0	1	0	0	0	0	6
Locker	1	1	0	0	0	0	0	6
Mariani	1	0	0	1c	0	0	0	6
McCourty	1	0	0	1b	0	0	0	6
Ringer	1	1	0	0	0	0	0	6
Stevens	1	0	1	0	0	0	0	6
Team	34	8	22	4	34/34	29/32	0	325
Opponents	34	10	21	3	32/32	27/28	0	317

2-Pt Conversions: Titans 0-0, Opponents 0-2

FUM/Lost: Hasselbeck 4/1, C. Johnson 3/1, Cook 2/2, Amato 1/0, Britt 1/1, Campbell 1/0, Hall 1/1, Harper 1/1, L. Hawkins 1/0, Mariani 1/0, Ringer 1/1

RUSHING	No	Yds	Avg	Lg	TD
C. Johnson	262	1047	4.0	48t	4
Ringer	59	185	3.1	25	1
Locker	8	56	7.0	17	1
Hasselbeck	20	52	2.6	21	0
Harper	17	44	2.6	12	1

PASSING	Att	Cmp	Pct	Yards	Yds/Att	TD	Int	Lg	Sk/Yds	Rating
Hasselbeck	518	319	61.6	3571	6.89	18	14	80t	19/153	82.4
Locker	66	34	51.5	542	8.21	4	0	54	5/37	99.4
Team	584	353	60.4	4113	7.04	22	14	80t	24/190	84.4
Opponents	591	369	62.4	3809	6.45	21	11	78t	28/180	85.1

Hall	6	24	4.0	12	0
Kern	1	21	21.0	21	0
Washington	2	5	2.5	3t	1
Mariani	1	4	4.0	4	0
Team	376	1438	3.8	48t	8
Opponents	461	2053	4.5	80t	10

RECEIVING	No	Yds	Avg	Lg	TD
Washington	74	1023	13.8	57	7
C. Johnson	57	418	7.3	34	0
Cook	49	759	15.5	80t	3
L. Hawkins	47	470	10.0	32	1
Williams	45	592	13.2	54	5
Ringer	28	187	6.7	18	0
Britt	17	289	17.0	80t	3
Stevens	9	166	18.4	58	1
Hall	9	46	5.1	10	0
Mariani	5	24	4.8	6	0
Harper	4	32	8.0	21	0
Avery	3	45	15.0	23	1
Q. Johnson	3	30	10.0	13	0
D. Graham	2	25	12.5	21	1
Amano	1	7	7.0	7	0
Team	353	4113	11.7	80t	22
Opponents	369	3809	10.3	78t	21

INTERCEPTIONS	No	Yds	Avg	Lg	TD
McCourty	2	52	26.0	30	0
Griffin	2	0	0.0	0	0
Babineaux	1	97	97.0	97t	1
Finnegan	1	8	8.0	8	0
Hope	1	7	7.0	7	0
Witherspoon	1	7	7.0	7	0
Ruud	1	4	4.0	4	0
Verner	1	4	4.0	4	0
McCarthy	1	0	0.0	0	0
Team	11	179	16.3	97t	1
Opponents	14	167	11.9	38t	3

PUNTING	No	Yds	Avg	Net	TB	In	Lg	B
Kern	86	3747	43.6	39.4	7	31	64	0
Team	86	3747	43.6	39.4	7	31	64	0
Opponents	83	3628	43.7	36.4	6	22	65	2

PUNT RETURNS	No	FC	Yds	Avg	Lg	TD
Mariani	46	18	490	10.7	79t	1
Campbell	1	0	0	0.0	0	0
Team	47	18	490	10.4	79t	1
Opponents	36	23	221	6.1	30	0

KICKOFF RETURNS	No	Yds	Avg	Lg	TD
Mariani	32	748	23.4	49	0
Campbell	0	84	---	84t	1
Team	32	832	26.0	100t	1
Opponents	30	680	22.7	77	0

FIELD GOALS	1-19	20-29	30-39	40-49	50+
Bironas	0/0	5/5	9/10	9/10	6/7
Team	0/0	5/5	9/10	9/10	6/7
Opponents	2/2	11/11	5/5	7/7	2/3

Bironas/Titans: (66N) (34N,25G,43G,39G,33G) (46G) (39G) (29G) () (51G,50G) (43G) (38G,36G,49G) (46G) (42N,31G,52G,38G) (48G,27G,44G) (43G) (53G,21G) (51G,51G,35G) (21G,43G,33G)  
 OPP: (48G,21G,45G) (41G,29G) () (48G,51G) (19G) (32G,29G) (22G) (36G) (50N,29G) (19G,33G,24G) (43G) (27G) (25G,29G,22G) (47G,40G) (39G) (52G,37G,22G)

SACKS  
 Klug 7, Ball 4, Jones 3, Casey 2.5, Morgan 2.5, Ayers 2, Witherspoon 2, Hayes 1.5, Finnegan 1, McCourty 1, S. Smith 1, Marks 0.5  
 Titans 28, Opponents 24

TACKLES (Solo-Assists-Total)  
 Babineaux (81-36-117), McCourty (85-22-107), Griffin (70-26-96), Finnegan (71-24-95), Ayers (66-22-88), McCarthy (61-15-76), Casey (41-33-74), Ruud (51-17-68), Witherspoon (51-11-62), Ball (29-26-55), Verner (29-21-50), Jones (24-24-48), Morgan (23-24-47), S. Smith (20-24-44), Marks (18-26-44), Hope (25-8-33), Klug (18-14-32), Hayes (14-15-29), Sheppard (7-9-16), McRath (11-3-14), Hawkins (9-2-11), A. Smith (4-0-4), Clayton (1-2-3), Shaw (2-0-2), Amato (0-0-0), Bailey (0-0-0), Campbell (0-0-0)  
 Team Totals: 404-811-1,215

USUAL STARTING LINEUP

- OFFENSE  
 WR Nate Washington (85)  
 LT Michael Roos (71)  
 LG Leroy Harris (64)  
 C Eugene Amano (54)  
 RG Jake Scott (73)  
 RT David Stewart (76)  
 TE Craig Stevens (88)  
 WR Damian Williams (17)  
 FB Ahmad Hall (45)  
 QB Matt Hasselbeck (8)  
 RB Chris Johnson (28)

- DEFENSE  
 LE Derrick Morgan (90)/Dave Ball (98)  
 LT Jurrell Casey (99)  
 RT Sen'Derrick Marks (94)  
 RE Jason Jones (91)  
 LLB Akeem Ayers (56)  
 MLB Colin McCarthy (52)/Barrett Ruud (55)  
 RLB Will Witherspoon (92)  
 LCB Jason McCourty (30)  
 RCB Cortland Finnegan (31)  
 SS Jordan Babineaux (26)  
 FS Michael Griffin (33)

SPECIALISTS

- K Rob Bironas (2)  
 P Brett Kern (6)  
 KR/PR Marc Mariani (83)

Pro Bowl

All-Pro

GM: Mike Reinfeldt; Head Coach: Mike Munchak  
 Asst. Coaches: Jerry Gray (def. coord.), Chris Palmer (off. coord.), Steve Watterson (asst. head coach/strength & cond.), Frank Bush (LB), Curtis Fuller (asst. secondary) Dowell Loggains (QB/passing game), Charles London (off. asst./qual. ctl.), Alan Lowry (ST), Bruce Matthews (OL), Dave McGinnis (senior asst.), Chet Parlavecchio (ST asst.), Dave Ragone (WR), Marcus Robertson (secondary), Tracy Rucker (DL), Jim Skipper (RB), Arthur Smith (def. asst./qual. ctl.), Art Valero (asst. OL), John Zernheit (TE)

AMERICAN FOOTBALL CONFERENCE STANDINGS

AFC EAST	W	L	T	Pct
New England	13	3	0	.813
New York Jets	8	8	0	.500
Miami	6	10	0	.375
Buffalo	6	10	0	.375
AFC NORTH	W	L	T	Pct
Baltimore	12	4	0	.750
* Pittsburgh	12	4	0	.750
* Cincinnati	9	7	0	.563
Cleveland	4	12	0	.250
AFC SOUTH	W	L	T	Pct
Houston	10	6	0	.625
Tennessee	9	7	0	.563
Jacksonville	5	11	0	.313
Indianapolis	2	14	0	.125
AFC WEST	W	L	T	Pct
Denver	8	8	0	.500
San Diego	8	8	0	.500
Oakland	8	8	0	.500
Kansas City	7	9	0	.438

NATIONAL FOOTBALL CONFERENCE STANDINGS

NFC EAST	W	L	T	Pct
New York Giants	9	7	0	.563
Philadelphia	8	8	0	.500
Dallas	8	8	0	.500
Washington	5	11	0	.313
NFC NORTH	W	L	T	Pct
Green Bay	15	1	0	.938
* Detroit	10	6	0	.625
Chicago	8	8	0	.500
Minnesota	3	13	0	.188
NFC SOUTH	W	L	T	Pct
New Orleans	13	3	0	.813
* Atlanta	10	6	0	.625
Carolina	6	10	0	.375
Tampa Bay	4	12	0	.250
NFC WEST	W	L	T	Pct
San Francisco	13	3	0	.813
Arizona	8	8	0	.500
Seattle	7	9	0	.438
St. Louis	2	14	0	.125

\* Wild Card for Playoffs



# 2010 SEASON (6-10 REGULAR SEASON, 0-0 PLAYOFFS) • 4TH PLACE AFC SOUTH

DATE	OPPONENT	SCORE	W/L	ATT
Sep. 12	OAKLAND	38-13	W	69,143
Sep. 19	PITTSBURGH	11-19	L	69,143
Sep. 26	at New York Giants	29-10	W	79,386
Oct. 3	DENVER	20-26	L	69,143
Oct. 10	at Dallas	34-27	W	90,616
Oct. 18	at Jacksonville	30-3	W	63,625
Oct. 24	PHILADELPHIA	37-19	W	69,143
Oct. 31	at San Diego	25-33	L	59,260
Nov. 7	BYE			
Nov. 14	at Miami	17-29	L	65,585
Nov. 21	WASHINGTON	16-19*	L	69,143
Nov. 28	at Houston	0-20	L	70,855
Dec. 5	JACKSONVILLE	6-17	L	69,143
Dec. 9	INDIANAPOLIS	28-30	L	69,143
Dec. 19	HOUSTON	31-17	W	69,143
Dec. 26	at Kansas City	14-34	L	65,606
Jan. 2	at Indianapolis	20-23	L	67,188

	TITANS	OPP
<b>Total First Downs</b>	<b>252</b>	<b>356</b>
Rushing	73	107
Passing	155	214
Penalty	24	35
3rd Down: Made/Att	71/204	104/242
3rd Down Pct.	34.8	43.0
4th Down: Made/Att	8/14	9/22
4th Down Pct.	57.1	40.9
<b>Possession Avg.</b>	<b>25:54</b>	<b>34:06</b>
<b>Total Net Yards</b>	<b>4834</b>	<b>5883</b>
Avg. Per Game	302.1	367.7
Total Plays	907	1139
Avg. Per Play	5.3	5.2
<b>Net Yards Rushing</b>	<b>1727</b>	<b>1851</b>
Avg. Per Game	107.9	115.7
Total Rushes	406	474
<b>Net Yards Passing</b>	<b>3107</b>	<b>4032</b>
Avg. Per Game	194.2	252.0
Sacked/Yards Lost	27/171	40/272
Gross Yards	3278	4304
Att./Completions	474/273	625/410
Completion Pct.	57.6	65.6
Had Intercepted	15	17
<b>Punts/Average</b>	<b>77/42.9</b>	<b>61/42.9</b>
<b>Net Punting Avg.</b>	<b>77/39.1</b>	<b>61/34.6</b>
<b>Penalties/Yards</b>	<b>128/1040</b>	<b>114/1039</b>
<b>Fumbles/Ball Lost</b>	<b>22/14</b>	<b>25/8</b>
<b>Touchdowns</b>	<b>40</b>	<b>32</b>
Rushing	13	7
Passing	24	23
Returns	3	2

BY PERIODS	1	2	3	4	OT	PTS
<b>Team</b>	<b>79</b>	<b>92</b>	<b>83</b>	<b>102</b>	<b>0</b>	<b>356</b>
<b>Opponents</b>	<b>65</b>	<b>130</b>	<b>65</b>	<b>76</b>	<b>3</b>	<b>339</b>

SCORING	TD	RU	PA	RT	PAT	FG	S	TP
Bironas	0	0	0	0	38/38	24/26	0	110
C. Johnson	12	11	1	0	0	0	0	72
Britt	9	0	9	0	0	0	0	56
Washington	6	0	6	0	0	0	0	36
Moss LG	5	0	5	0	0	0	0	30
Scaife	4	0	4	0	0	0	0	24
Mariani	2	0	0	2	0	0	0	12
Ringer	2	2	0	0	0	0	0	12
Stevens	2	0	2	0	0	0	0	12
Cook	1	0	1	0	0	0	0	6
Finnegan	1	0	0	1	0	0	0	6
Gage	1	0	1	0	0	0	0	6
Schommer	0	0	0	0	0	1	2	2
<b>Team</b>	<b>40</b>	<b>13</b>	<b>24</b>	<b>3</b>	<b>38/38</b>	<b>24/26</b>	<b>2</b>	<b>356</b>
<b>Opponents</b>	<b>32</b>	<b>7</b>	<b>23</b>	<b>2</b>	<b>30/30</b>	<b>39/48</b>	<b>0</b>	<b>339</b>

2-Pt Conversions: Britt, Titans 1-2, Opponents 0-2

FUM/Lost: Young 6/4, K. Collins 5/3, C. Johnson 3/2, Mariani 3/2, Scaife 2/1, Amano 1/0, Amato 1/1, Britt 1/1

RUSHING	No	Yds	Avg	Lg	TD
C. Johnson	316	1364	4.3	76t	11
Ringer	51	239	4.7	54	2
Young	25	125	5.0	20	0
Williams	1	5	5.0	5	0
K. Collins	10	1	0.1	4	0
Hall	1	1	1.0	1	0
Kern	1	0	0.0	0	0
Washington	1	-8	-8.0	-8	0
<b>Team</b>	<b>406</b>	<b>1727</b>	<b>4.3</b>	<b>76t</b>	<b>13</b>
<b>Opponents</b>	<b>474</b>	<b>1851</b>	<b>3.9</b>	<b>37</b>	<b>7</b>

PASSING	Att	Cmp	Pct	Yards	Yds/Att	TD	Int	Lg	Sk/Yds	Rating
K. Collins	278	160	57.6	1823	6.56	14	8	80t	13/91	82.2
Young	156	93	59.6	1255	8.04	10	3	71t	13/80	98.6
Smith	40	20	50.0	200	5.00	0	4	52	1/0	25.0
<b>Team</b>	<b>474</b>	<b>273</b>	<b>57.6</b>	<b>3278</b>	<b>6.92</b>	<b>24</b>	<b>15</b>	<b>80t</b>	<b>27/171</b>	<b>82.6</b>
<b>Opponents</b>	<b>625</b>	<b>410</b>	<b>65.6</b>	<b>4304</b>	<b>6.89</b>	<b>23</b>	<b>17</b>	<b>75t</b>	<b>40/272</b>	<b>86.4</b>

RECEIVING	No	Yds	Avg	Lg	TD
C. Johnson	44	245	5.6	25	1
Britt	42	775	18.5	80t	9
Washington	42	687	16.4	71t	6
Scaife	36	318	8.8	30	4
Cook	29	361	12.4	36	1
Moss LG	28	393	14.0	37t	5
Moss TM	6	80	13.3	26	0
Gage	20	266	13.3	30	1
Williams	16	219	13.7	39	0
Hall	15	100	6.7	19	0
Stevens	11	122	11.1	28	2
Ringer	7	44	6.3	9	0
L. Hawkins	5	61	12.2	24	0
<b>Team</b>	<b>273</b>	<b>3278</b>	<b>12.0</b>	<b>80t</b>	<b>24</b>
<b>Opponents</b>	<b>410</b>	<b>4304</b>	<b>10.5</b>	<b>75t</b>	<b>23</b>

INTERCEPTIONS	No	Yds	Avg	Lg	TD
Griffin	4	50	12.5	28	0
Verner	3	41	13.7	19	0
Finnegan	2	41	20.5	41t	1
McCourty	2	11	5.5	11	0
Witherspoon	2	11	5.5	9	0
Hope	1	32	32.0	32	0
Tulloch	1	18	18.0	18	0
Fuller	1	0	0.0	0	0
Marks	1	-6	-6.0	-6	0
<b>Team</b>	<b>17</b>	<b>198</b>	<b>11.6</b>	<b>41t</b>	<b>1</b>
<b>Opponents</b>	<b>15</b>	<b>120</b>	<b>8.0</b>	<b>54t</b>	<b>1</b>

PUNTING	No	Yds	Avg	Net	TB	In	Lg	B
Kern	77	3302	42.9	39.1	4	24	68	0
<b>Team</b>	<b>77</b>	<b>3302</b>	<b>42.9</b>	<b>39.1</b>	<b>4</b>	<b>24</b>	<b>68</b>	<b>0</b>
<b>Opponents</b>	<b>61</b>	<b>2618</b>	<b>42.9</b>	<b>34.6</b>	<b>9</b>	<b>15</b>	<b>68</b>	<b>1</b>

PUNT RETURNS	No	FC	Yds	Avg	Lg	TD
Mariani	27	17	329	12.2	87t	1
<b>Team</b>	<b>27</b>	<b>17</b>	<b>329</b>	<b>12.2</b>	<b>87t</b>	<b>1</b>
<b>Opponents</b>	<b>35</b>	<b>16</b>	<b>214</b>	<b>6.1</b>	<b>29</b>	<b>0</b>

KICKOFF RETURNS	No	Yds	Avg	Lg	TD
Mariani	60	1530	25.5	98t	1
Hall	2	21	10.5	15	0
Cook	1	3	3.0	3	0
Gage	1	2	2.0	2	0
<b>Team</b>	<b>64</b>	<b>1556</b>	<b>24.3</b>	<b>98t</b>	<b>1</b>
<b>Opponents</b>	<b>56</b>	<b>1389</b>	<b>24.8</b>	<b>97t</b>	<b>1</b>

FIELD GOALS	1-19	20-29	30-39	40-49	50+
Bironas	0/0	6/6	8/9	8/8	2/3
<b>Team</b>	<b>0/0</b>	<b>6/6</b>	<b>8/9</b>	<b>8/8</b>	<b>2/3</b>
<b>Opponents</b>	<b>1/1</b>	<b>10/10</b>	<b>15/15</b>	<b>11/17</b>	<b>2/5</b>

BY PERIODS	1	2	3	4	OT	PTS
<b>Team</b>	<b>79</b>	<b>92</b>	<b>83</b>	<b>102</b>	<b>0</b>	<b>356</b>
<b>Opponents</b>	<b>65</b>	<b>130</b>	<b>65</b>	<b>76</b>	<b>3</b>	<b>339</b>

**Bironas/Titans:** (43G) (21G) (48G,22G) (35N,55G,46G) (52G, 40G) (26G,33G,36G)(41G,38G,33G) (21G) (40G) (25G, 32G,40G) ( ) (37G,30G) ( ) (30G) ( ) (26G,42G,61N) **OPP:** (34G,30G,53N) (36G,34G,25G,27G) (53N,50G,44N) (36G,36G,35G,36G)(51G,44N,26G) (33G) (25G,46G,46G,28G) (34G,36G) (23G,26G,42G)(19G,51N,40G,42G,47N,48G) (35G,33G) (26G,49B,48N) (21G,28G,47G) (37G) (35G,47N,42G) (48G,44G,43G)

**SACKS**  
Babin 12.5, Ball 7, T. Brown 3.5, Jones 3.5, Ford 3, Witherspoon 3, Hayes 1.5, McRath 1.5, Morgan 1.5, Finnegan 1, Hope 1, Tulloch 1  
**Titans 40, Opponents 27**

**TACKLES (Solo-Assists-Total)**  
Tulloch (121-48-169), Griffin (99-54-153), Hope (85-48-133), Verner (76-27-103), Finnegan (76-24-100), Witherspoon (65-34-99), Babin (56-37-93), Ford (38-29-67), Jones (36-25-61), McRath (45-15-60), Ball (32-27-59), Haye (30-22-52), Marks (27-23-50), Hayes (27-22-49), McCourty (36-9-45), Brown (18-17-35), Fuller (22-10-32), Douglas (14-16-30), Shaw (7-4-11), Morgan (6-4-10), Sheppard (4-5-9), Winborn (4-4-8), Gordon (2-2-4), Mouton (3-0-3), Allred (2-1-3)  
**Team Totals: 931-507-1,438**

### USUAL STARTING LINEUP

**OFFENSE**  
WR Nate Washington (85)  
LT Michael Roos (71)  
LG Leroy Harris (64)  
C Eugene Amano (54)  
RG Jake Scott (73)  
RT David Stewart (76)  
TE Craig Stevens (88)/Bo Scaife (80)  
WR Justin Gage (12)/Kenny Britt (18)  
FB Ahmard Hall (45)  
QB Vince Young (10)/Kerry Collins (5)  
**RB Chris Johnson (28)**

**DEFENSE**  
**LE Jason Babin (93)**  
LT Jason Jones (91)  
RT Tony Brown (97)  
RE Dave Ball (98)  
LLB Gerald McRath (51)  
MLB Stephen Tulloch (55)  
RLB Will Witherspoon (92)  
LCB Alterraun Verner (20)  
RCB Cortland Finnegan (31)  
SS Chris Hope (24)  
**FS Michael Griffin (33)**

**SPECIALISTS**  
K Rob Bironas (2)  
P Brett Kern (6)  
PR/PR Marc Mariani (83)

**Pro Bowl**  
All-Pro

**GM:** Mike Reinfeldt; **Head Coach:** Jeff Fisher  
**Asst. Coaches:** Mike Heimerdinger (off. coord.), Chuck Cecil (def. coord.), Craig Johnson (asst. head coach/RB), Dave McGinnis (asst. head coach/LB), Steve Watterson (asst. head coach/strength & conditioning), Marty Galbraith (ST asst.), Fred Graves (WR), Tim Hauck (asst. secondary), Dowell Loggains (QB/passing game), Alan Lowry (ST), Mike Munchak (OL), Marcus Robertson (secondary), Rayna Stewart (def. asst./qual ctl.), Jim Washburn (DL), Richie Wessman (qual. control/off.), John Zernelt (TE)

### AMERICAN FOOTBALL CONFERENCE STANDINGS

AFC EAST	W	L	T	Pct
New England	14	2	0	.875
* New York Jets	11	5	0	.688
Miami	7	9	0	.438
Buffalo	4	12	0	.250
<b>AFC NORTH</b>	<b>W</b>	<b>L</b>	<b>T</b>	<b>Pct</b>
Pittsburgh	12	4	0	.750
* Baltimore	12	4	0	.750
Cleveland	5	11	0	.313
Cincinnati	4	12	0	.250
<b>AFC SOUTH</b>	<b>W</b>	<b>L</b>	<b>T</b>	<b>Pct</b>
Indianapolis	10	6	0	.625
Jacksonville	8	8	0	.500
Houston	6	10	0	.375
<b>Tennessee</b>	<b>6</b>	<b>10</b>	<b>0</b>	<b>.375</b>
<b>AFC WEST</b>	<b>W</b>	<b>L</b>	<b>T</b>	<b>Pct</b>
Kansas City	10	6	0	.625
San Diego	9	7	0	.563
Oakland	8	8	0	.500
Denver	4	12	0	.250

### NATIONAL FOOTBALL CONFERENCE STANDINGS

NFC EAST	W	L	T	Pct
Philadelphia	10	6	0	.625
New York Giants	10	6	0	.625
Dallas	6	10	0	.375
Washington	6	10	0	.375
<b>NFC NORTH</b>	<b>W</b>	<b>L</b>	<b>T</b>	<b>Pct</b>
Chicago	11	5	0	.688
* Green Bay	10	6	0	.625
Detroit	6	10	0	.375
Minnesota	6	10	0	.375
<b>NFC SOUTH</b>	<b>W</b>	<b>L</b>	<b>T</b>	<b>Pct</b>
Atlanta	13	3	0	.813
* New Orleans	11	5	0	.688
Tampa Bay	10	6	0	.625
Carolina	2	14	0	.125
<b>NFC WEST</b>	<b>W</b>	<b>L</b>	<b>T</b>	<b>Pct</b>
Seattle	7	9	0	.438
St. Louis	7	9	0	.438
San Francisco	6	10	0	.375
Arizona	5	11	0	.313

\* Wild Card for Playoffs

**2009 SEASON (8-8 REGULAR SEASON, 0-0 PLAYOFFS) • 3RD PLACE AFC SOUTH**

DATE	OPPONENT	SCORE	W/L	ATT
Sep. 10	at Pittsburgh	10-13*	L	65,110
Sep. 20	HOUSTON	31-34	L	69,143
Sep. 27	at NY Jets	17-24	L	75,863
Oct. 4	at Jacksonville	17-37	L	49,014
Oct. 11	INDIANAPOLIS	9-31	L	69,143
Oct. 18	at New England	0-59	L	68,756
Oct. 25	BYE			
Nov. 1	JACKSONVILLE	30-13	W	69,143
Nov. 8	at San Francisco	34-27	W	69,732
Nov. 15	BUFFALO	41-17	W	69,143
Nov. 23	at Houston	20-17	W	71,153
Nov. 29	ARIZONA	20-17	W	69,143
Dec. 6	at Indianapolis	17-27	L	66,321
Dec. 13	ST. LOUIS	47-7	W	69,143
Dec. 20	MIAMI	27-24*	W	69,143
Dec. 25	SAN DIEGO	17-42	L	69,143
Jan. 3	at Seattle	17-13	W	67,002

\* Overtime

	TITANS	OPP
<b>Total First Downs</b>	<b>288</b>	<b>323</b>
Rushing	115	89
Passing	154	210
Penalty	19	24
3rd Down: Made/Att	89/214	89/218
3rd Down Pct.	41.6	40.8
4th Down: Made/Att	12/22	12/17
4th Down Pct.	54.5	70.6
<b>Possession Avg.</b>	<b>28:27</b>	<b>31:33</b>
<b>Total Net Yards</b>	<b>5623</b>	<b>5850</b>
Avg. Per Game	351.4	365.6
Total Plays	990	1038
Avg. Per Play	5.7	5.6
<b>Net Yards Rushing</b>	<b>2592</b>	<b>1711</b>
Avg. Per Game	162.0	106.9
Total Rushes	499	402
<b>Net Yards Passing</b>	<b>3031</b>	<b>4139</b>
Avg. Per Game	189.4	258.7
Sacked/Yards Lost	15/73	32/224
Gross Yards	3104	4363
Att./Completions	476/271	604/404
Completion Pct.	56.9	66.9
Had Intercepted	15	20
<b>Punts/Average</b>	<b>69/43.4</b>	<b>76/44.3</b>
<b>Net Punting Avg.</b>	<b>69/38.7</b>	<b>76/39.5</b>
<b>Penalties/Yards</b>	<b>98/821</b>	<b>94/724</b>
<b>Fumbles/Ball Lost</b>	<b>27/16</b>	<b>20/7</b>
<b>Touchdowns</b>	<b>39</b>	<b>48</b>
Rushing	19	16
Passing	16	31
Returns	4	1

BY PERIODS	1	2	3	4	OT	PTS
<b>Titans</b>	<b>77</b>	<b>103</b>	<b>67</b>	<b>104</b>	<b>3</b>	<b>354</b>
<b>Opponents</b>	<b>82</b>	<b>169</b>	<b>77</b>	<b>71</b>	<b>3</b>	<b>402</b>

SCORING	TD	RU	PA	RT	PAT	FG	S	TP
Bironas	0	0	0	0	37/37	27/32	0	118
Johnson	16	14	2	0	0	0	0	98
Washington	6	0	6	0	0	0	0	36
Britt	3	0	3	0	0	0	0	18
Gage	3	0	3	0	0	0	0	18
Fuller	2	0	0	2	0	0	0	12
White	2	2	0	0	0	0	0	12
Young	2	2	0	0	0	0	0	12
Collins	1	1	0	0	0	0	0	6
Crumpler	1	0	1	0	0	0	0	6
Finnegan	1	0	0	1	0	0	0	6
Hood	1	0	0	1	0	0	0	6
Scaife	1	0	1	0	0	0	0	6
<b>Titans</b>	<b>39</b>	<b>19</b>	<b>16</b>	<b>4</b>	<b>37/37</b>	<b>27/32</b>	<b>0</b>	<b>354</b>
<b>Opp.</b>	<b>48</b>	<b>16</b>	<b>31</b>	<b>1</b>	<b>46/47</b>	<b>22/27</b>	<b>0</b>	<b>402</b>

2-Pt Conversions: Johnson, Titans 1-2, Opponents 1-1

FUM/Lost: Young 8/2, Mouton 4/2, Collins 3/2, Johnson 3/3, Hall 2/2, Britt 1/1, Crumpler 1/1, Finnegan 1/0, Pearman 1/1, Scaife 1/1, Washington 1/0, White 1/1

RUSHING	No	Yds	Avg	Lg	TD
Johnson	358	2006	5.6	91t	14
Young	55	281	5.1	44	2
White	64	222	3.5	11	2
Ringer	8	48	6.0	32	0
Collins	11	15	1.4	10t	1
Washington	2	15	7.5	14	0
Hall	1	5	5.0	5	0
<b>Team</b>	<b>499</b>	<b>2592</b>	<b>5.2</b>	<b>91t</b>	<b>19</b>
<b>Opponents</b>	<b>402</b>	<b>1711</b>	<b>4.3</b>	<b>80t</b>	<b>16</b>

PASSING	Att	Cmp	Pct	Yards	Yds/Att	TD	Int	Lg	Sk/Yds	Rating
Young	259	152	58.7	1879	7.25	10	7	66t	9/36	82.8
Collins	216	119	55.1	1225	5.67	6	8	69t	6/37	65.5
Johnson	1	0	0.0	0	0.00	0	0	---	0/0	39.6
<b>Team</b>	<b>476</b>	<b>271</b>	<b>56.9</b>	<b>3104</b>	<b>6.52</b>	<b>16</b>	<b>15</b>	<b>69t</b>	<b>15/73</b>	<b>74.8</b>
<b>Opponents</b>	<b>604</b>	<b>404</b>	<b>66.9</b>	<b>4363</b>	<b>7.22</b>	<b>31</b>	<b>20</b>	<b>72t</b>	<b>32/224</b>	<b>91.2</b>

RECEIVING	No	Yds	Avg	Lg	TD
Johnson	50	503	10.1	69t	2
Washington	47	569	12.1	35	6
Scaife	45	440	9.8	27	1
Britt	42	701	16.7	57	3
Gage	28	383	13.7	49	3
Crumpler	27	222	8.2	27	1
Hall	12	79	6.6	15	0
Cook	9	74	8.2	17	0
Hawkins	7	110	15.7	32	0
White	3	14	4.7	7	0
M. Jones	1	9	9.0	9	0
<b>Team</b>	<b>271</b>	<b>3104</b>	<b>11.5</b>	<b>69t</b>	<b>16</b>
<b>Opponents</b>	<b>404</b>	<b>4363</b>	<b>10.8</b>	<b>72t</b>	<b>31</b>

INTERCEPTIONS	No	Yds	Avg	Lg	TD
Finnegan	5	194	38.8	80	1
Hood	3	91	30.3	43	1
Fuller	3	71	23.7	45t	2
Bulluck	3	45	15.0	23	0
Hope	3	24	8.0	24	0
Harper	1	4	4.0	4	0
Griffin	1	3	3.0	3	0
McRath	1	1	1.0	1	0
<b>Team</b>	<b>20</b>	<b>433</b>	<b>21.7</b>	<b>80</b>	<b>4</b>
<b>Opponents</b>	<b>15</b>	<b>121</b>	<b>8.1</b>	<b>26</b>	<b>0</b>

PUNTING	No	Yds	Avg	Net	TB	In	Lg	B
Kern LG	64	2910	45.5	38.5	10	27	67	0
Kern TM	37	1665	45.0	41.4	4	18	67	0
Hodges TM	22	868	39.5	31.8	2	1	50	0
Hentrich	9	422	46.9	44.1	0	3	60	0
Bironas	1	40	40.0	40.0	0	0	40	0
<b>Team</b>	<b>69</b>	<b>2995</b>	<b>43.4</b>	<b>38.7</b>	<b>6</b>	<b>22</b>	<b>67</b>	<b>0</b>
<b>Opponents</b>	<b>76</b>	<b>3364</b>	<b>44.3</b>	<b>39.5</b>	<b>7</b>	<b>32</b>	<b>64</b>	<b>0</b>

PUNT RETURNS	No	FC	Yds	Avg	Lg	TD
Pearman	11	8	112	10.2	18	0
Kaesviharn	9	8	34	3.8	10	0
Mouton	6	3	37	6.2	15	0
Finnegan	4	1	14	3.5	11	0
M. Jones	3	2	23	7.7	15	0
<b>Team</b>	<b>33</b>	<b>22</b>	<b>220</b>	<b>6.7</b>	<b>18</b>	<b>0</b>
<b>Opponents</b>	<b>29</b>	<b>17</b>	<b>208</b>	<b>7.2</b>	<b>37</b>	<b>0</b>

KICKOFF RETURNS	No	Yds	Avg	Lg	TD
Britt	24	523	21.8	56	0
M. Jones	13	264	20.3	27	0
Ringer	9	181	20.1	25	0
Pearman	8	174	21.8	27	0
Griffin	6	143	23.8	31	0
Crumpler	3	20	6.7	15	0
McCourty	3	72	24.0	27	0
Hall	1	12	12.0	12	0
Mouton	1	14	14.0	14	0
Stevens	1	14	14.0	14	0
<b>Team</b>	<b>69</b>	<b>1417</b>	<b>20.5</b>	<b>56</b>	<b>0</b>
<b>Opponents</b>	<b>71</b>	<b>1714</b>	<b>24.1</b>	<b>99t</b>	<b>1</b>

FIELD GOALS	1-19	20-29	30-39	40-49	50+
Bironas	0/0	8/8	4/6	10/12	5/6
<b>Team</b>	<b>0/0</b>	<b>8/8</b>	<b>4/6</b>	<b>10/12</b>	<b>5/6</b>
<b>Opponents</b>	<b>0/0</b>	<b>9/9</b>	<b>8/9</b>	<b>4/6</b>	<b>1/3</b>

Bironas/Titans: (37N,31B,45G) (40G) (38G) (29G) (49G,43G,46G) (48G,25G,45G) (21G,28G) (38G,60N,51G) (50G,49N,53G) (52G,24G) (20G) (27G,34G,36G,50G) (24G,46G) (46G) (47N,47G)

Opponents: (32G,33G) (38G,23G) (30G) (22G,50G,55N,33G) (23G) (39N,33G) (40G,25G) (25G) (49N,26G,49N) (41G) (43G,52N,36G) (23G,28G,45G) (35G,20G)

SACKS
Ford 5.5, T. Brown 5, Hayes 4, J. Jones 4, Vanden Bosch 3, Hope 2, Tulloch 2, Fuller 1, Griffin 1, Kearse 1, Marks 1, Thornton 1, (group) 1, Hays 0.5
<b>Titans 32, Opponents 15</b>

TACKLES (Solo-Assists-Total)
Tulloch (95-37-132), Bulluck (83-35-118), Griffin (62-46-108), Hope (70-25-95), Vanden Bosch (41-45-86), W. Hayes (51-31-82), Harper (69-8-77), Finnegan (57-19-76), Brown (36-25-61), Thornton (46-14-60), J. Hayes (29-26-55), Vickerson (24-25-49), Ball (19-19-38), Ford (22-16-38), McRath (25-13-38), Fuller (25-8-33), McCourty (20-10-30), Marks (9-14-23), J. Jones (15-6-21), Hood (14-4-18), Mouton (9-8-17), Allred (6-9-15), Kaesviharn (10-3-13), Kearse (5-6-11), C. Williams (5-2-7), Amato (0-0-0), Kegl (0-0-0), Nickey (0-0-0)
<b>Team Totals: 847-454-1,301</b>

**USUAL STARTING LINEUP**

**OFFENSE**

WR	Nate Washington (85)
LT	Michael Roos (71)
LG	Eugene Amano (54)
<b>C</b>	<b>Kevin Mawae (68)</b>
RG	Jake Scott (73)
RT	David Stewart (76)
TE	Bo Scaife (80)/Alge Crumpler (83)
WR	Justin Gage (12)
FB	Ahmad Hall (45)
<b>QB</b>	<b>Vince Young (10)</b>
<b>RB</b>	<b>Chris Johnson (28)</b>

**DEFENSE**

LE	William Hayes (95)
LT	Jovan Haye (75)
RT	Tony Brown (97)
<b>RE</b>	<b>Kyle Vanden Bosch (93)</b>
LLB	David Thornton (50)
MLB	Stephen Tulloch (55)
RLB	Keith Bulluck (53)
LCB	Nick Harper (20)
RCB	Cortland Finnegan (31)
SS	Chris Hope (24)
FS	Michael Griffin (33)

**SPECIALISTS**

K	Rob Bironas (2)
P	Brett Kern (6)

**Pro Bowl**  
All-Pro

**GM:** Mike Reinfeldt; **Head Coach:** Jeff Fisher  
**Asst. Coaches:** Mike Heimerdinger (off. coord.), Chuck Cecil (def. coord.), Dave McGinnis (asst. head coach/LB), Steve Watterson (asst. head coach/strength & conditioning), Earnest Byner (RB), Marty Galbraith (ST asst.), Fred Graves (WR), Tim Hauck (asst. secondary), Craig Johnson (QB), Dowell Loggains (off. qual. ctl.), Alan Lowry (ST), Mike Munchak (OL), Marcus Robertson (secondary), Rayna Stewart (def. asst./qual ctl.), Jim Washburn (DL), Richie Wessman (off. asst.), John Zernelt (TE)

**AMERICAN FOOTBALL CONFERENCE STANDINGS**

AFC EAST	W	L	T	Pct
New England	10	6	0	.625
* N.Y. Jets	9	7	0	.563
Miami	7	9	0	.438
Buffalo	6	10	0	.375
AFC NORTH	W	L	T	Pct
Cincinnati	10	6	0	.625
* Baltimore	9	7	0	.563
Pittsburgh	9	7	0	.563
Cleveland	5	11	0	

2008 SEASON (13-3 REGULAR SEASON, 0-1 PLAYOFFS) · 1ST PLACE AFC SOUTH

Table with columns: DATE, OPPONENT, SCORE, W/L, ATT. Lists game results from Sep. 7 to Dec. 28, including opponents like Jacksonville, Houston, Minnesota, Baltimore, Kansas City, Indianapolis, Green Bay, Chicago, Jacksonville, NY Jets, Detroit, Cleveland, Houston, Pittsburgh, and Baltimore.

\* Overtime

Summary statistics table with columns: TITANS, OPP. Rows include Total First Downs, Rushing, Passing, Penalty, 3rd Down, 4th Down, Possession Avg., Total Net Yards, Net Yards Rushing, Net Yards Passing, Punting, Penalties/Yards Lost, Fumbles/Ball Lost, Touchdowns, and Returns.

Table with columns: BY PERIODS, 1, 2, 3, 4, OT, PTS. Shows scores by quarter for Titans and Opponents.

Table with columns: SCORING, TD, RU, PA, RT, PAT, FG, S, TP. Lists individual player statistics for rushing, passing, and punting.

2-point conversions: Hall, Titans 1-1, Opponents 0-1

FUM/LOST: Collins 5/1, Carr 2/0, McCareins 2/2, Young 2/0, Crumpler 1/0, Hall 1/1, Henrich 1/1, C. Johnson 1/1, Mawae 1/1, Scaife 1/0, White 1/1

Table with columns: RUSHING, No, Yds, Avg, Lg, TD. Lists rushing statistics for Johnson, White, Ganther, Collins, Jones, Young, Hall, and McCareins.

Table with columns: PASSING, Att, Cmp, Pct, Yards, Yds/Att, TD, Int, Lg, Sk/Yds, Rating. Lists passing statistics for K. Collins, V. Young, C. Simms, and totals for Titans and Opponents.

Table with columns: Henry, Henrich, Titans, Opponents. Shows statistics for individual players and team totals.

Table with columns: RECEIVING, No, Yds, Avg, Lg, TD. Lists receiving statistics for Scaife, Johnson, Jones, Gage, McCareins, Crumpler, Hall, Hawkins, Ganther, White, Davis, Stevens, and Williams.

Summary statistics for RECEIVING: Titans 265, Opponents 342.

Table with columns: INTERCEPTIONS, No, Yds, Avg, Lg, TD. Lists interception statistics for Griffin, Finnegan, Hope, Harper, Ball, and Carr.

Summary statistics for INTERCEPTIONS: Titans 20, Opponents 9.

Table with columns: PUNTING, No, Yds, Avg, Net, TB, In, Lg, B. Lists punting statistics for Henrich and totals for Titans and Opponents.

Table with columns: PUNT RETURNS, No, FC, Yds, Avg, Lg, TD. Lists punt return statistics for Carr and Davis.

Table with columns: KICKOFF RETURNS, No, Yds, Avg, Lg, TD. Lists kickoff return statistics for Carr, Hawkins, Davis, Griffin, Hall, Johnson, Stevens, and totals for Titans and Opponents.

Table with columns: FIELD GOALS, 1-19, 20-29, 30-39, 40-49, 50+. Lists field goal statistics for Bironas and totals for Titans and Opponents.

Bironas/Titans: (47G) (34G) (44G) (20G, 32G, 49G) (35G, 26G) (49G, 46G) (34G, 44G, 43N, 48G) (31G, 25G, 22G, 47N, 41G) (49N) (32G) (43G, 49G) (49G, 41G, 45G, 43G) ( ) (26G, 23G, 51G, 34G, ) (42G) (48N)

Opponents: (37N,27G) (37N) (44G, 24G) (42G, 48N) (38G, 45N) (39N, 50N, 26G) ( ) (23G, 25G, 38G) (48B) ( ) (20G, 30G) (53G) (47G, 41G, 44N, 39G) (32G, 26N, 24G) (33N) (28G, 21G, 38G)

SACKS: Haynesworth 8.5, Ford 7, J. Jones 5, Ball 4.5, Vanden Bosch 4.5, Brown 4, Kearse 3.5, Vickerson 1.5, Finnegan 1, Griffin 1, Hayes 1, Hope 1, Tulloch 1, Bulluck 0.5

Table with columns: TACKLES (Solo-Assists-Total), Bulluck, Thornton, Finnegan, Vanden Bosch, Carr, Hayes, Stamer, Amato, Gordon, Hill, Williams, and Team Totals.

USUAL STARTING LINEUP

- OFFENSE: WR Justin McCareins (19), LT Michael Roos (71), LG Eugene Amano (54), C Kevin Mawae (68), RG Jake Scott (73), RT David Stewart (76), TE Alge Crumpler (83), WR Justin Gage (12), FB Ahmard Hall (45), QB Kerry Collins (5), RB Chris Johnson (28).
DEFENSE: LE Jevon Kearse (90), LT Tony Brown (97), RT Albert Haynesworth (92), RE Kyle Vanden Bosch (93), LLB David Thornton (50), MLB Stephen Tulloch (55), RLB Keith Bulluck (53), LCB Nick Harper (20), RCB Cortland Finnegan (31), SS Chris Hope (24), FS Michael Griffin (33).
SPECIALISTS: K Rob Bironas (2), P Craig Henrich (15).

Pro Bowl All-Pro

GM: Mike Reinfeldt; Head Coach: Jeff Fisher. Asst. Coaches: Mike Heimerdinger (off. coord.), Jim Schwartz (def. coord.), Dave McGinnis (asst. head coach/LB), Bart Andrus (off. asst.), Matt Burke (def. asst./qual. ctl.), Earnest Byner (RB), Chuck Cecil (DB), Marty Galbraith (ST asst.), Fred Graves (WR), Craig Johnson (QB), Dowell Loggains (off. qual. ctl.), Alan Lowry (ST), Mike Munchak (OL), Marcus Robertson (asst. secondary), Jim Washburn (DL), Steve Watterson (asst. head coach/strength & conditioning), John Zernhelm (TE)

AMERICAN FOOTBALL CONFERENCE STANDINGS

Table showing AFC EAST, AFC NORTH, AFC SOUTH, and AFC WEST standings with columns: W, L, T, Pct. Includes teams like Miami, New England, N.Y. Jets, Buffalo, Pittsburgh, Baltimore, Cincinnati, Cleveland, Tennessee, Indianapolis, Houston, Jacksonville, San Diego, Denver, Oakland, and Kansas City.

NATIONAL FOOTBALL CONFERENCE STANDINGS

Table showing NFC EAST, NFC NORTH, and NFC WEST standings with columns: W, L, T, Pct. Includes teams like N.Y. Giants, Philadelphia, Dallas, Washington, Minnesota, Chicago, Green Bay, Detroit, Carolina, Atlanta, Tampa Bay, New Orleans, Arizona, San Francisco, Seattle, and St. Louis.

\* Wild Card for Playoffs

## 2007 SEASON (10-6 REGULAR SEASON, 0-1 PLAYOFFS) • 3RD PLACE AFC SOUTH

DATE	OPPONENT	SCORE	W/L	ATT
Sep. 9	at Jacksonville	13-10	W	65,437
Sep. 16	INDIANAPOLIS	20-22	L	69,143
Sep. 24	at New Orleans	31-14	W	70,002
Sep. 30	BYE			
Oct. 7	ATLANTA	20-13	W	69,143
Oct. 14	at Tampa Bay	10-13	L	65,347
Oct. 21	at Houston	38-36	W	70,734
Oct. 28	OAKLAND	13-9	W	69,143
Nov. 4	CAROLINA	20-7	W	69,143
Nov. 11	JACKSONVILLE	13-28	L	69,143
Nov. 19	at Denver	20-34	L	76,590
Nov. 25	at Cincinnati	6-35	L	65,489
Dec. 2	HOUSTON	28-20	W	69,143
Dec. 9	SAN DIEGO	17-23*	L	69,143
Dec. 16	at Kansas City	26-17	W	74,976
Dec. 23	N.Y. JETS	10-6	W	69,143
Dec. 30	at Indianapolis	16-10	W	57,202
Jan. 6	at San Diego	6-17	L	65,640

\* Overtime

	TITANS	OPP
<b>Total First Downs</b>	<b>306</b>	<b>268</b>
Rushing	118	80
Passing	171	165
Penalty	17	23
3rd Down: Made/Att	89/217	97/230
3rd Down Pct.	41.0	42.2
4th Down: Made/Att	2/11	8/16
4th Down Pct.	18.2	50.0
<b>Possession Avg.</b>	<b>31:38</b>	<b>28:22</b>
<b>Total Net Yards</b>	<b>4987</b>	<b>4665</b>
Avg. Per Game	311.7	291.6
Total Plays	1037	978
Avg. Per Play	4.8	4.8
<b>Net Yards Rushing</b>	<b>2109</b>	<b>1478</b>
Avg. Per Game	131.8	92.4
Total Rushes	543	369
Avg. Per Play	3.9	4.0
<b>Net Yards Passing</b>	<b>2878</b>	<b>3187</b>
Avg. Per Game	179.9	199.2
Sacked/Yards Lost	30/199	40/241
Gross Yards	3077	3428
Att./Comp.	464/288	569/349
Completion Pct.	62.1	61.3
Had Intercepted	17	22
<b>Punts/Average</b>	<b>73/41.9</b>	<b>81/44.6</b>
<b>Net Punting Avg.</b>	<b>36.5</b>	<b>37.6</b>
<b>Penalties/Yards</b>	<b>101/773</b>	<b>90/745</b>
<b>Fumbles/Ball Lost</b>	<b>32/17</b>	<b>26/12</b>
<b>Touchdowns</b>	<b>28</b>	<b>35</b>
Rushing	17	11
Passing	9	21
Returns	2	3

BY PERIODS	1	2	3	4	OT	PTS
<b>Titans</b>	<b>59</b>	<b>64</b>	<b>98</b>	<b>80</b>	<b>0</b>	<b>301</b>
<b>Opponents</b>	<b>65</b>	<b>78</b>	<b>64</b>	<b>84</b>	<b>6</b>	<b>297</b>

SCORING	TD	RU	PA	RT	PAT	FG	S	TP
Bironas	0	0	0	0	28/28	35/39	0	133
White	7	7	0	0	0/0	0/0	0	42
C.Brown	5	5	0	0	0/0	0/0	0	30
R.Williams	4	0	4	0	0/0	0/0	0	24
Young	3	3	0	0	0/0	0/0	0	18
Henry	2	2	0	0	0/0	0/0	0	12
Jones	2	0	2	0	0/0	0/0	0	12
Fuller	2	0	0	2	0/0	0/0	0	12
Gage	2	0	2	0	0/0	0/0	0	12
Scaife	1	0	1	0	0/0	0/0	0	6
<b>Titans</b>	<b>28</b>	<b>17</b>	<b>9</b>	<b>2</b>	<b>28/28</b>	<b>35/39</b>	<b>0</b>	<b>301</b>
<b>Opponents</b>	<b>35</b>	<b>11</b>	<b>21</b>	<b>3</b>	<b>31/33</b>	<b>18/25</b>	<b>0</b>	<b>297</b>

2-Pt Conversions: Titans 0-0, Opponents 1-1

FUM/LOST: Young 10/3, Davis 6/3, White 5/5, Mawae 2/1, Scaife 2/2, Bell 1/1, C. Brown 1/1, Bulluck 1/0, Collins 1/1, Gage 1/0, Griffin 1/0, B. Jones 1/0, M. Williams (LG) 1/1

RUSHING	No	Yds	Avg	Lg	TD
White	303	1110	3.7	28	7
C.Brown	102	462	4.5	42	5
Young	93	395	4.2	21	3
Henry	31	119	3.8	24t	2
Jones	2	37	18.5	19	0
Davis	2	19	9.5	14	0
Hall	1	8	8.0	8	0
Barclay	1	3	3.0	3	0
Troupe	1	-1	-1.0	-1	0
Collins	3	-3	-1.0	-1	0

PASSING	Att	Cmp	Pct	Yards	Yds/Att	TD	Int	Lg	Sk/Yds	Rating
Young	382	238	62.3	2546	6.7	9	17	73	25/157	71.1
Collins	82	50	61.0	531	6.5	0	0	46	5/42	79.9
<b>Titans</b>	<b>464</b>	<b>268</b>	<b>62.1</b>	<b>3077</b>	<b>6.6</b>	<b>9</b>	<b>17</b>	<b>73</b>	<b>30/199</b>	<b>72.6</b>
<b>Opponents</b>	<b>569</b>	<b>349</b>	<b>61.3</b>	<b>3428</b>	<b>6.0</b>	<b>21</b>	<b>22</b>	<b>69t</b>	<b>40/241</b>	<b>74.5</b>

Hentrich	1	-8	-8.0	-8	0
Bell	1	-15	-15.0	-15	0
R.Williams	2	-17	-8.5	-6	0
<b>Titans</b>	<b>543</b>	<b>2109</b>	<b>3.9</b>	<b>42</b>	<b>17</b>
<b>Opponents</b>	<b>369</b>	<b>1478</b>	<b>4.0</b>	<b>62t</b>	<b>11</b>

RECEIVING	No	Yds	Avg	Lg	TD
Gage	55	750	13.6	73	2
R.Williams	55	719	13.1	48	4
Scaife	46	421	9.2	26	1
Moulds	32	342	10.7	46	0
Jones	21	248	11.8	35t	2
White	20	114	5.7	15	0
C.Brown	19	128	6.7	16	0
Hartstock	12	138	11.5	27	0
Hall	9	60	6.7	11	0
Henry	6	53	8.8	18	0
Troupe	5	47	9.4	13	0
Davis	5	38	7.6	13	0
Barclay	2	13	6.5	7	0
Ealy	1	6	6.0	6	0
<b>Titans</b>	<b>288</b>	<b>3077</b>	<b>10.7</b>	<b>73</b>	<b>9</b>
<b>Opponents</b>	<b>349</b>	<b>3428</b>	<b>9.8</b>	<b>69t</b>	<b>21</b>

INTERCEPTIONS	No	Yds	Avg	Lg	TD
Bulluck	5	63	12.6	35	0
Harper	3	62	20.7	32	0
Griffin	3	3	1.0	3	0
Fuller	2	137	68.5	76t	2
Hope	2	45	22.5	45	0
Lowry	2	18	9.0	17	0
Thornton	2	16	8.0	11	0
Finnegan	1	14	14.0	14	0
Hill	1	0	0.0	0	0
LaBoy	1	0	0.0	0	0
<b>Titans</b>	<b>22</b>	<b>358</b>	<b>16.3</b>	<b>76t</b>	<b>2</b>
<b>Opponents</b>	<b>17</b>	<b>116</b>	<b>6.8</b>	<b>23</b>	<b>0</b>

PUNTING	No	Yds	Avg	Net	TB	In	Lg	B
Hentrich	70	2939	42.0	36.5	6	24	66	0
Miller	3	121	40.3	37.0	0	1	52	0
<b>Titans</b>	<b>73</b>	<b>3060</b>	<b>41.9</b>	<b>36.5</b>	<b>6</b>	<b>25</b>	<b>66</b>	<b>0</b>
<b>Opponents</b>	<b>81</b>	<b>3615</b>	<b>44.6</b>	<b>37.6</b>	<b>10</b>	<b>23</b>	<b>70</b>	<b>0</b>

INTERCEPTIONS	No	Yds	Avg	Lg	TD
Bulluck	5	63	12.6	35	0
Harper	3	62	20.7	32	0
Griffin	3	3	1.0	3	0
Fuller	2	137	68.5	76t	2
Hope	2	45	22.5	45	0
Lowry	2	18	9.0	17	0
Thornton	2	16	8.0	11	0
Finnegan	1	14	14.0	14	0
Hill	1	0	0.0	0	0
LaBoy	1	0	0.0	0	0
<b>Titans</b>	<b>22</b>	<b>358</b>	<b>16.3</b>	<b>76t</b>	<b>2</b>
<b>Opponents</b>	<b>17</b>	<b>116</b>	<b>6.8</b>	<b>23</b>	<b>0</b>

PUNT RETURNS	No	FC	Yds	Avg	Lg	TD
Davis	31	12	293	9.5	39	0
Jones	6	0	29	4.8	13	0
Barclay	3	1	34	11.3	19	0
Finnegan	2	3	11	5.5	9	0
<b>Titans</b>	<b>42</b>	<b>16</b>	<b>367</b>	<b>8.7</b>	<b>39</b>	<b>0</b>
<b>Opponents</b>	<b>31</b>	<b>16</b>	<b>274</b>	<b>8.8</b>	<b>80t</b>	<b>1</b>

KICKOFF RETURNS	No	Yds	Avg	Lg	TD
Griffin	18	422	23.4	48	0
Barclay	14	304	21.7	37	0
Henry	13	272	20.9	46	0
Davis	2	37	18.5	19	0
Troupe	2	21	10.5	12	0
Lowry	1	15	15.0	15	0
Hartsock	1	14	14.0	14	0
Cramer	1	13	13.0	13	0
<b>Titans</b>	<b>52</b>	<b>1098</b>	<b>21.1</b>	<b>48</b>	<b>0</b>
<b>Opponents</b>	<b>58</b>	<b>1404</b>	<b>24.2</b>	<b>76</b>	<b>0</b>

PUNT RETURNS	No	FC	Yds	Avg	Lg	TD
Davis	31	12	293	9.5	39	0
Jones	6	0	29	4.8	13	0
Barclay	3	1	34	11.3	19	0
Finnegan	2	3	11	5.5	9	0
<b>Titans</b>	<b>42</b>	<b>16</b>	<b>367</b>	<b>8.7</b>	<b>39</b>	<b>0</b>
<b>Opponents</b>	<b>31</b>	<b>16</b>	<b>274</b>	<b>8.8</b>	<b>80t</b>	<b>1</b>

PUNT RETURNS	No	FC	Yds	Avg	Lg	TD
Davis	31	12	293	9.5	39	0
Jones	6	0	29	4.8	13	0
Barclay	3	1	34	11.3	19	0
Finnegan	2	3	11	5.5	9	0
<b>Titans</b>	<b>42</b>	<b>16</b>	<b>367</b>	<b>8.7</b>	<b>39</b>	<b>0</b>
<b>Opponents</b>	<b>31</b>	<b>16</b>	<b>274</b>	<b>8.8</b>	<b>80t</b>	<b>1</b>

KICKOFF RETURNS	No	Yds	Avg	Lg	TD
Griffin	18	422	23.4	48	0
Barclay	14	304	21.7	37	0
Henry	13	272	20.9	46	0
Davis	2	37	18.5	19	0
Troupe	2	21	10.5	12	0
Lowry	1	15	15.0	15	0
Hartsock	1	14	14.0	14	0
Cramer	1	13	13.0	13	0
<b>Titans</b>	<b>52</b>	<b>1098</b>	<b>21.1</b>	<b>48</b>	<b>0</b>
<b>Opponents</b>	<b>58</b>	<b>1404</b>	<b>24.2</b>	<b>76</b>	<b>0</b>

FIELD GOALS	1-19	20-29	30-39	40-49	50+
Bironas	0-0	10-12	12-12	9-10	4-5
<b>Titans</b>	<b>0-0</b>	<b>10-12</b>	<b>12-</b>		

# 2006 SEASON (8-8 REGULAR SEASON, 0-0 PLAYOFFS) • 2ND PLACE AFC SOUTH

DATE	OPPONENT	SCORE	W/L	ATT
Sep. 10	N.Y. JETS	16-23	L	69,143
Sep. 17	at San Diego	7-40	L	64,344
Sep. 24	at Miami	10-13	L	72,733
Oct. 1	DALLAS	14-45	L	69,143
Oct. 8	at Indianapolis	13-14	L	57,021
Oct. 15	at Washington	25-22	W	88,550
Oct. 22	BYE			
Oct. 29	HOUSTON	28-22	W	69,143
Nov. 5	at Jacksonville	7-37	L	66,524
Nov. 12	BALTIMORE	26-27	L	69,143
Nov. 19	at Philadelphia	31-13	W	69,232
Nov. 26	N.Y. GIANTS	24-21	W	69,143
Dec. 3	INDIANAPOLIS	20-17	W	69,143
Dec. 10	at Houston	26-20*	W	70,760
Dec. 17	JACKSONVILLE	24-17	W	69,143
Dec. 24	at Buffalo	30-29	W	54,765
Dec. 31	NEW ENGLAND	23-40	L	69,143

	TITANS	OPP
<b>Total First Downs</b>	<b>261</b>	<b>329</b>
Rushing	105	121
Passing	133	181
Penalty	23	27
3rd Down: Made/Att	67/205	90/221
3rd Down Pct.	32.7	40.7
4th Down: Made/Att	7/17	10/17
4th Down Pct.	41.2	58.8
<b>Possession Avg.</b>	<b>27:17</b>	<b>32:43</b>
<b>Total Net Yards</b>	<b>4810</b>	<b>5915</b>
Avg. Per Game	300.6	369.7
Total Plays	945	1062
Avg. Per Play	5.1	5.6
<b>Net Yards Rushing</b>	<b>2214</b>	<b>2313</b>
Avg. Per Game	138.4	144.6
Total Rushes	469	506
Avg. Per Play	4.7	4.6
<b>Net Yards Passing</b>	<b>2596</b>	<b>3602</b>
Avg. Per Game	162.3	225.1
Sacked/Yards Lost	29/152	26/148
Gross Yards	2748	3750
Att./Comp.	447/226	530/335
Completion Pct.	50.6	63.2
Had Intercepted	19	17
<b>Punts/Average</b>	<b>88/42.7</b>	<b>68/42.5</b>
<b>Net Punting Avg.</b>	<b>37.3</b>	<b>34.4</b>
<b>Penalties/Yards</b>	<b>94/803</b>	<b>102/906</b>
<b>Fumbles/Ball Lost</b>	<b>29/7</b>	<b>19/11</b>
<b>Touchdowns</b>	<b>36</b>	<b>46</b>
Rushing	15	20
Passing	13	24
Returns	8	2

BY PERIODS	1	2	3	4	OT	PTS
<b>Titans</b>	<b>52</b>	<b>87</b>	<b>81</b>	<b>98</b>	<b>6</b>	<b>324</b>
<b>Opponents</b>	<b>84</b>	<b>116</b>	<b>85</b>	<b>115</b>	<b>0</b>	<b>400</b>

SCORING	TD	RU	PA	RT	PAT	FG	S	TP
Bironas	0	0	0	0	32/32	22/28	0	98
Henry	7	7	0	0	0/0	0/0	0	44
Young	7	7	0	0	0/0	0/0	0	44
A.Jones	4	0	0	4	0/0	0/0	0	24
B.Jones	4	0	4	0	0/0	0/0	0	24
Bennett	3	0	3	0	0/0	0/0	0	20
Scaife	3	1	2	0	0/0	0/0	0	18
Troupe	2	0	2	0	0/0	0/0	0	12
Wade	2	0	2	0	0/0	0/0	0	12
T.Brown	1	0	0	1	0/0	0/0	0	6
Bulluck	1	0	0	1	0/0	0/0	0	6
Hope	1	0	0	1	0/0	0/0	0	6
Finnegan	1	0	0	1	0/0	0/0	0	6
<b>Titans</b>	<b>36</b>	<b>15</b>	<b>13</b>	<b>8</b>	<b>32/32</b>	<b>22/28</b>	<b>2</b>	<b>324</b>
<b>Opponents</b>	<b>46</b>	<b>20</b>	<b>24</b>	<b>2</b>	<b>41/44</b>	<b>27/33</b>	<b>0</b>	<b>400</b>

**2-Pt Conversions:** Bennett, Henry, Young,  
**Titans 3-3, Opponents 1-2**

RUSHING	No	Yds	Avg	Lg	TD
Henry	270	1211	4.5	70t	7
Young	83	552	6.7	39t	7
White	61	244	4.0	26	0
C.Brown	41	156	3.8	21	0
Hall	7	21	3.0	11	0
Scaife	1	13	13.0	13t	1
A.Jones	2	8	4.0	7	0
Roby	1	3	3.0	3	0

PASSING	Att	Cmp	Pct	Yards	Yds/Att	TD	Int	Lg	Sk/Yds	Rating
Young	357	184	51.5	2199	6.2	12	13	53	25/129	66.7
Collins	90	42	46.7	549	6.1	1	6	36	4/23	42.3
<b>Titans</b>	<b>447</b>	<b>226</b>	<b>50.6</b>	<b>2748</b>	<b>6.1</b>	<b>13</b>	<b>19</b>	<b>53</b>	<b>29/152</b>	<b>61.8</b>
<b>Opponents</b>	<b>530</b>	<b>335</b>	<b>63.2</b>	<b>3750</b>	<b>7.1</b>	<b>24</b>	<b>17</b>	<b>68t</b>	<b>26/148</b>	<b>86.0</b>

B.Jones	1	3	3.0	3	0
Givens	1	3	3.0	3	0
Nickey	1	0	0.0	0	0
<b>Titans</b>	<b>469</b>	<b>2214</b>	<b>4.7</b>	<b>70t</b>	<b>15</b>
<b>Opponents</b>	<b>506</b>	<b>2313</b>	<b>4.6</b>	<b>73</b>	<b>20</b>

RECEIVING	No	Yds	Avg	Lg	TD
Bennett	46	737	16.0	39	3
Wade	33	461	14.0	25	2
Scaife	29	370	12.8	34	2
B.Jones	27	384	14.2	53	4
Henry	18	78	4.3	12	0
Hall	15	138	9.2	28	0
White	14	60	4.3	13	0
Troupe	13	150	11.5	32	2
R.Williams	8	121	15.1	20	0
Givens	8	104	13.0	27	0
Hartscock	6	68	11.3	23	0
A.Jones	2	31	15.5	17	0
Roby	2	28	14.0	21	0
Cramer	2	8	4.0	6	0
C.Brown	2	4	2.0	4	0
Wallace	1	6	6.0	6	0
<b>Titans</b>	<b>226</b>	<b>2748</b>	<b>12.2</b>	<b>53</b>	<b>13</b>
<b>Opponents</b>	<b>335</b>	<b>3750</b>	<b>11.2</b>	<b>68t</b>	<b>24</b>

INTERCEPTIONS	No	Yds	Avg	Lg	TD
Hope	5	105	21.0	61t	1
A.Jones	4	130	32.5	83t	1
Thompson	3	14	4.7	11	0
Hill	2	20	10.0	11	0
Sirmon	1	13	13.0	13	0
Bulluck	1	0	0.0	0	0
Tulloch	1	0	0.0	0	0
<b>Titans</b>	<b>17</b>	<b>282</b>	<b>16.6</b>	<b>83t</b>	<b>2</b>
<b>Opponents</b>	<b>19</b>	<b>250</b>	<b>13.2</b>	<b>55t</b>	<b>2</b>

PUNTING	No	Yds	Avg	Net	TB	In	Lg	B
Henrich	88	3760	42.7	37.3	10	32	73	0
<b>Titans</b>	<b>88</b>	<b>3760</b>	<b>42.7</b>	<b>37.3</b>	<b>10</b>	<b>32</b>	<b>73</b>	<b>0</b>
<b>Opponents</b>	<b>68</b>	<b>2888</b>	<b>42.5</b>	<b>34.4</b>	<b>4</b>	<b>18</b>	<b>61</b>	<b>1</b>

PUNT RETURNS	No	FC	Yds	Avg	Lg	TD
A.Jones	34	3	440	12.9	90t	3
Wade	3	3	27	9.0	18	0
<b>Titans</b>	<b>37</b>	<b>6</b>	<b>467</b>	<b>12.6</b>	<b>90t</b>	<b>3</b>
<b>Opponents</b>	<b>33</b>	<b>24</b>	<b>278</b>	<b>8.4</b>	<b>39</b>	<b>0</b>

KICKOFF RETURNS	No	Yds	Avg	Lg	TD
Wade	50	1194	23.9	48	0
A.Jones	20	521	26.1	70	0
Scaife	4	64	16.0	18	0
Cramer	3	37	12.3	21	0
White	1	14	14.0	14	0
Hartscock	1	5	5.0	5	0
<b>Titans</b>	<b>79</b>	<b>1835</b>	<b>23.2</b>	<b>70</b>	<b>0</b>
<b>Opponents</b>	<b>58</b>	<b>1263</b>	<b>21.8</b>	<b>52</b>	<b>0</b>

FIELD GOALS	1-19	20-29	30-39	40-49	50+
Bironas	0-0	10-11	7-7	4-8	1-2
<b>Titans</b>	<b>0-0</b>	<b>10-11</b>	<b>7-7</b>	<b>4-8</b>	<b>1-2</b>
<b>Opponents</b>	<b>1-1</b>	<b>10-11</b>	<b>6-10</b>	<b>10-10</b>	<b>0-1</b>

**Bironas/Titans:** ( ) ( ) (51N, 22G) (33G, 39G) (22G, 47G) (32G, 26G, 30G) ( ) ( ) (21G, 41N, 43B) (36G) (48N, 49G) (25G, 60G) (41G, 33G) (44N, 27G) (42G, 20G, 30G) (25G, 23N, 27G, 27G)  
**Opponents:** (18G, 34N, 30N) (28G, 31G, 35G, 44G) (40G, 30N, 39G) (26N, 43G) ( ) ( ) (27G) (47G, 21G, 39G) (27G, 40G) (42G, 38G) ( ) (53N, 20G) (49G, 46G) (43G) (21G, 36G, 45G, 21G, 24G) (28G, 26G, 33N)

**SACKS**  
Vanden Bosch 6.5, LaBoy 3.5, Starks 3.0, Bulluck 2.5,  
Haynesworth 2.0, Finnegan 2.0, T.Brown 1.5, Mahelona 1.0,  
A.Jones 1.0, Bockwoldt 1.0, Odum 0.5, Smith 0.5, Sirmon 0.5,  
Tulloch 0.5  
**Titans 26.0, Opponents 29.0**

**TACKLES (Solo-Assists-Total)**  
Bulluck (107-54-161), Hope (99-29-128), Thornton (93-29-122),  
Vanden Bosch (67-51-118), Sirmon (67-38-105), Thompson (58-19-77),  
Smith (43-33-76), P.Jones (54-13-67), Hill (41-18-59),  
Haynesworth (34-25-59), Finnegan (47-10-57), LaBoy (31-26-57),  
Starks (36-20-56), T. Brown (33-18-51), Tulloch (23-14-37),  
Conover (12-9-21), Mahelona (12-9-21), Fuller (11-4-15), Odum (9-6-15),  
Bockwoldt (4-3-7), Scott (2-3-5), Woolfolk (4-0-4), Savage (2-2-4),  
Amato (2-1-3), Reynolds (2-0-2), Lowry (0-1-1)

**Team Totals:** 893-435-1328

### USUAL STARTING LINEUP

**OFFENSE**

WR Brandon Jones (81)  
LT Michael Roos (71)  
LG Jacob Bell (60)  
C Kevin Mawae (68)  
RG Benji Olson (75)  
RT David Stewart (76)  
TE Bo Scaife (80)  
WR Drew Bennett (83)  
FB Ahmad Hall (45)  
**QB Vince Young (10)**  
RB Travis Henry (20)

**DEFENSE**

LE Kyle Vanden Bosch (93)  
LT Robaire Smith (98)  
RT Albert Haynesworth (92)  
RE Travis LaBoy (91)  
LLB David Thornton (50)  
MLB Peter Sirmon (59)  
RLB Keith Bulluck (53)  
LCB Reynaldo Hill (21)  
RCB Pacman Jones (32)  
SS Chris Hope (24)  
FS Lamont Thompson (28)

**SPECIALISTS**

K Rob Bironas (2)  
P Craig Henrich (15)

**Pro Bowl**  
All-Pro

**GM:** Floyd Reese; **Head Coach:** Jeff Fisher  
**Asst. Coaches:** Norm Chow (off. coord.), Jim Schwartz (def. coord.), Dave McGinnis (Asst. head coach/LB), Sherman Smith (Asst. head coach/RB), Matt Burke (def. asst.), Chuck Cecil (S/nickel), Marty Galbraith (ST asst.), Craig Johnson (QB), Alan Lowry (ST), Mike Munchak (OL), Ray Sherman (WR), Jim Washburn (DL), Steve Watterson (strength & rehab.), Everett Withers (DB), John Zernhelt (TE)

### AMERICAN FOOTBALL CONFERENCE STANDINGS

AFC EAST	W	L	T	Pct
New England	12	4	0	.750
* N.Y. Jets	10	6	0	.625
Buffalo	7	9	0	.438
Miami	6	10	0	.375
<b>AFC NORTH</b>	<b>W</b>	<b>L</b>	<b>T</b>	<b>Pct</b>
Baltimore	13	3	0	.812
Cincinnati	8	8	0	.500
Pittsburgh	8	8	0	.500
Cleveland	4	12	0	.250
<b>AFC SOUTH</b>	<b>W</b>	<b>L</b>	<b>T</b>	<b>Pct</b>
Indianapolis	12	4	0	.750
<b>Tennessee</b>	<b>8</b>	<b>8</b>	<b>0</b>	<b>.500</b>
Jacksonville	8	8	0	.500
Houston	6	10	0	.375
<b>AFC WEST</b>	<b>W</b>	<b>L</b>	<b>T</b>	<b>Pct</b>
San Diego	14	2	0	.875
* Kansas City	9	7	0	.562
Denver	9	7	0	.562
Oakland	2	14	0	.125

### NATIONAL FOOTBALL CONFERENCE STANDINGS

NFC EAST	W	L	T	Pct
Philadelphia	10	6	0	.625
* Dallas	9	7	0	.562
* N.Y. Giants	8	8	0	.500
Washington	5	11	0	.312
<b>NFC NORTH</b>	<b>W</b>	<b>L</b>	<b>T</b>	<b>Pct</b>
Chicago	13	3	0	.812
Green Bay	8	8	0	.500
Minnesota	6	10	0	.375
Detroit	3	13	0	.188
<b>NFC SOUTH</b>	<b>W</b>	<b>L</b>	<b>T</b>	<b>Pct</b>
New Orleans	10	6	0	.625
Carolina	8	8	0	.500
Atlanta	7	9	0	.438
Tampa Bay	4	12	0	.250
<b>NFC WEST</b>	<b>W</b>	<b>L</b>	<b>T</b>	<b>Pct</b>
Seattle	9	7	0	.562
St. Louis	8	8	0	.500
San Francisco	7	9	0	.438
Arizona	5	11	0	.312

\* Wild Card for Playoffs

## 2005 SEASON (4-12 REGULAR SEASON, 0-0 PLAYOFFS) • 3RD PLACE AFC SOUTH

DATE	OPPONENT	SCORE	W/L	ATT
Sep. 11	at Pittsburgh	7-34	L	62,931
Sep. 18	BALTIMORE	25-10	W	69,149
Sep. 25	at St. Louis	27-31	L	65,835
Oct. 2	INDIANAPOLIS	10-31	L	69,149
Oct. 9	at Houston	34-20	W	70,430
Oct. 16	CINCINNATI	23-31	L	69,149
Oct. 23	at Arizona	10-20	L	39,482
Oct. 30	OAKLAND	25-34	L	69,149
Nov. 6	at Cleveland	14-20	L	72,594
Nov. 13	BYE			
Nov. 20	JACKSONVILLE	28-31	L	69,149
Nov. 27	SAN FRANCISCO	33-22	W	69,149
Dec. 4	at Indianapolis	3-35	L	57,228
Dec. 11	HOUSTON	13-10	W	69,149
Dec. 18	SEATTLE	24-28	L	69,149
Dec. 24	at Miami	10-24	L	72,001
Jan. 1	at Jacksonville	13-40	L	65,485

\* Overtime

	TITANS	OPP
<b>Total First Downs</b>	<b>279</b>	<b>294</b>
Rushing	72	89
Passing	191	180
Penalty	16	25
3rd Down: Made/Att	75/218	71/200
3rd Down Pct.	34.4	35.5
4th Down: Made/Att	9/31	7/11
4th Down Pct.	29.0	63.6
<b>Possession Avg.</b>	<b>31:13</b>	<b>28:47</b>
<b>Total Net Yards</b>	<b>5122</b>	<b>5110</b>
Avg. Per Game	320.1	319.4
Total Plays	1022	960
Avg. Per Play	5.0	5.3
<b>Net Yards Rushing</b>	<b>1525</b>	<b>1894</b>
Avg. Per Game	95.3	118.4
Total Rushes	397	449
Avg. Per Play	3.8	4.2
<b>Net Yards Passing</b>	<b>3597</b>	<b>3216</b>
Avg. Per Game	224.8	201.0
Sacked/Yards Lost	31/200	41/246
Gross Yards	3797	3462
Att./Comp.	594/358	470/296
Completion Pct.	60.3	63.0
Had Intercepted	14	9
<b>Punts/Average</b>	<b>78/43.2</b>	<b>85/44.1</b>
<b>Net Punting Avg.</b>	<b>78/37.8</b>	<b>85/37.5</b>
<b>Penalties/Yards</b>	<b>125/1002</b>	<b>95/718</b>
<b>Fumbles/Ball Lost</b>	<b>27/12</b>	<b>20/11</b>
<b>Touchdowns</b>	<b>33</b>	<b>51</b>
Rushing	8	12
Passing	20	33
Returns	5	6

BY PERIODS	1	2	3	4	OT	PTS
Titans	50	88	83	78	0	299
Opponents	79	132	108	102	0	421

SCORING	TD	RU	PA	RT	PAT	FG	S	TP
Bironas	0	0	0	0	30/32	23/29	0	99
Brown	7	5	2	0	0	0	0	42
Bennett	4	0	4	0	0	0	0	24
Troupe	4	0	4	0	0	0	0	24
B. Jones	2	0	2	0	0	0	0	12
Kinney	2	0	2	0	0	0	0	12
Odom	2	0	0	2	0	0	0	12
Payton	2	2	0	0	0	0	0	12
Scaife	2	0	2	0	0	0	0	12
R. Williams	2	0	2	0	0	0	0	12
Fleming	1	0	1	0	0	0	0	6
Hill	1	0	0	1	0	0	0	6
P. Jones	1	0	0	1	0	0	0	6
Kassell	1	0	0	1	0	0	0	6
McNair	1	1	0	0	0	0	0	6
Roby	1	0	1	0	0	0	0	6
Wade LG	1	0	0	1	0	0	0	6
Reynolds	0	0	0	0	0	1	2	0
<b>Titans</b>	<b>33</b>	<b>8</b>	<b>20</b>	<b>5</b>	<b>30/32</b>	<b>23/29</b>	<b>1</b>	<b>299</b>
<b>Opponents</b>	<b>51</b>	<b>12</b>	<b>33</b>	<b>6</b>	<b>48/49</b>	<b>21/27</b>	<b>0</b>	<b>421</b>

2-pt Conversions: Titans 0-1, Opponents 2-2

RUSHING	No	Yds	Avg	Lg	TD
Brown	224	851	3.8	38t	5
Henry	88	335	3.8	29	0
McNair	32	139	4.3	19	1
Payton	33	105	3.2	15	2
Mauck	7	39	5.6	12	0
Nash	6	32	5.3	8	0

PASSING	Att	Cmp	Pct	Yards	Yds/Att	TD	Int	Lg	Sk/Yds	Rating
McNair	476	292	61.3	3161	6.64	16	11	57	20/134	82.4
Volek	88	50	56.8	474	5.39	4	2	55t	9/45	77.6
Mauck	27	15	55.6	136	5.04	0	1	17	1/8	53.9
Hentrich	2	1	50.0	26	13.0	0	0	26	0/0	95.8
Bennett	1	0	0.0	0	0.0	0	0	0	0/0	39.6
P. Jones	0	0	---	0	---	0	0	---	1/13	---
<b>Titans</b>	<b>594</b>	<b>358</b>	<b>60.3</b>	<b>3797</b>	<b>6.39</b>	<b>20</b>	<b>14</b>	<b>57</b>	<b>31/200</b>	<b>80.3</b>
<b>Opponents</b>	<b>470</b>	<b>296</b>	<b>63.0</b>	<b>3462</b>	<b>7.37</b>	<b>33</b>	<b>9</b>	<b>63t</b>	<b>41/246</b>	<b>100.7</b>

Roby	2	16	8.0	11	0
Bennett	1	3	3.0	3	0
Volek	1	3	3.0	3	0
B. Jones	1	1	1.0	1	0
Wade LG	1	1	1.0	1	0
Wade TM	1	1	1.0	1	0
Hentrich	1	0	0.0	0	0
<b>Titans</b>	<b>397</b>	<b>1525</b>	<b>3.8</b>	<b>38t</b>	<b>8</b>
<b>Opponents</b>	<b>449</b>	<b>1894</b>	<b>4.2</b>	<b>52</b>	<b>12</b>

RECEIVING	No	Yds	Avg	Lg	TD
Bennett	58	738	12.7	55t	4
Kinney	55	543	9.9	27	2
Troupe	55	530	9.6	35	4
Scaife	37	273	7.4	19	2
Brown	25	327	13.1	57	2
B. Jones	23	299	13.0	38t	2
Calico	22	191	8.7	18	0
R. Williams	21	299	14.2	50t	2
Roby	21	289	13.8	32	1
Wade LG	14	120	8.6	17	0
Wade TM	4	40	10.0	15	0
Henry	13	117	9.0	42	0
Fleming	10	69	6.9	18	1
Payton	6	30	5.0	9	0
Nash	3	14	4.7	7	0
Guenther	2	13	6.5	8	0
Nickey	1	26	26.0	26	0
Small	1	6	6.0	6	0
Roots	1	-7	-7.0	-7	0
<b>Titans</b>	<b>358</b>	<b>3797</b>	<b>10.6</b>	<b>57</b>	<b>20</b>
<b>Opponents</b>	<b>296</b>	<b>3462</b>	<b>11.7</b>	<b>63t</b>	<b>33</b>

INTERCEPTIONS	No	Yds	Avg	Lg	TD
Hill	3	88	29.3	52t	1
Bulluck	2	16	8.0	16	0
Kassell	1	21	21.0	21t	1
Woolfolk	1	3	3.0	3	0
T. Williams	1	1	1.0	1	0
Thompson	1	0	0.0	0	0
<b>Titans</b>	<b>9</b>	<b>129</b>	<b>14.3</b>	<b>52t</b>	<b>2</b>
<b>Opponents</b>	<b>14</b>	<b>293</b>	<b>20.9</b>	<b>85t</b>	<b>4</b>

PUNTING	No	Yds	Avg	Net	TB	In	Lg	B
Hentrich	78	3371	43.2	37.8	14	21	59	0
<b>Titans</b>	<b>78</b>	<b>3371</b>	<b>43.2</b>	<b>37.8</b>	<b>14</b>	<b>21</b>	<b>59</b>	<b>0</b>
<b>Opponents</b>	<b>85</b>	<b>3746</b>	<b>44.1</b>	<b>37.5</b>	<b>7</b>	<b>16</b>	<b>74</b>	<b>1</b>

PUNT RETURNS	No	FC	Yds	Avg	Lg	TD
Wade LG	33	9	317	9.6	73t	1
P. Jones	29	8	272	9.4	52t	1
Thurman TM	9	5	31	3.4	11	0
B. Jones	5	0	75	15.0	32	0
Thompson	1	0	31	31.0	31	0
Ta. Williams	1	0	9	9.0	9	0
<b>Titans</b>	<b>45</b>	<b>13</b>	<b>418</b>	<b>9.3</b>	<b>52t</b>	<b>1</b>
<b>Opponents</b>	<b>32</b>	<b>20</b>	<b>144</b>	<b>4.5</b>	<b>15</b>	<b>0</b>

FIELD GOALS	1-19	20-29	30-39	40-49	50+
Bironas	0/0	10/10	6/7	5/7	2/5
<b>Titans</b>	<b>0/0</b>	<b>10/10</b>	<b>6/7</b>	<b>5/7</b>	<b>2/5</b>
<b>Opponents</b>	<b>1/1</b>	<b>6/6</b>	<b>9/14</b>	<b>5/5</b>	<b>0/1</b>

Bironas/Titans: (47N) (39G, 29G, 47G) (41G, 39G) (34G, 38N) (52G, 58N, 49G) (24G, 29G, 47G) (53G) (39G, 24G) (50N) ( ) (35G, 41G, 21G, 22G) (51N, 24G) (46N, 23G, 21G) (38G) (24G) ( )

Opponents: (44G, 27G) (30G) (46G) (20G) (32G, 38G, 43G, 47G) (52N, 21G) (33G, 24G) (22G, 32G) (37G, 19G, 39N) (31G) (34N) ( ) (30G, 37B, 31N) (36B) (25G) (46G, 38G)

SACKS
Vanden Bosch 12.5, LaBoy 6.5, Bulluck 5, Long 3.5, Haynesworth 3, Starks 3, Sirmon 2.5, Odom 2, Schobel 1, Thompson 1, Clauss 0.5, Waddell 0.5
<b>Titans 41, Opponents 31</b>

TACKLES (Solo-Assists-Total)
Bulluck (106-44-150), Vanden Bosch (55-45-100), Sirmon (56-33-89), Kassell (56-33-89), Haynesworth (52-33-85), T. Williams

(65-18-83), Thompson (63-15-78), Starks (40-38-78), LaBoy (36-28-64), P. Jones (43-10-53), Woolfolk (42-10-52), Odom (28-22-50), Long (30-19-49), Hill (40-6-46), Clauss (13-17-30), Boiman (13-15-28), Waddell (13-4-17), Reynolds (9-5-14), Schobel (7-4-11), Beckham (9-1-10), Sandy (1-1-2), Spencer (1-0-1), Nickey (1-0-1), Gardner (0-0-0), Fuller (0-0-0)

Team Totals: **779-401-1180**

USUAL STARTING LINEUP	
<b>OFFENSE</b>	
WR	Drew Bennett (83)
LT	Brad Hopkins (72)
LG	Zach Piller (69)
C	Justin Hartwig (77)
RG	Benji Olson (75)
RT	Michael Roos (71)
TE	Erron Kinney (88)
WR	Brandon Jones (81)
FB/TE	Troy Fleming (44)/Ben Troupe (84)
<b>QB</b>	<b>Steve McNair (9)</b>
RB	Chris Brown (29)
<b>DEFENSE</b>	
<b>LE</b>	<b>Kyle Vanden Bosch (93)</b>
LT	Randy Starks (90)
RT	Albert Haynesworth (92)
RE	Antwan Odom (98)
LLB	Peter Sirmon (59)
MLB	Brad Kassell (55)
RLB	Keith Bulluck (53)
LCB	Reynaldo Hill (21)
RCB	Pacman Jones (32)
SS	Tank Williams (25)
FS	Lamont Thompson (28)
<b>SPECIALISTS</b>	
K	Rob Bironas (2)
P	Craig Hentrich (15)

**Pro Bowl**  
All-Pro

**GM:** Floyd Reese; **Head Coach:** Jeff Fisher  
**Asst. Coaches:** Norm Chow (off. coord.), Jim Schwartz (def. coord.), George Henshaw (asst. head coach/off.), Dave McGinnis (LB), Chuck Cecil (S/nickel), Marty Galbraith (ST asst.), Ned James (off. asst.), Craig Johnson (QB), Alan Lowry (ST), Mike Munchak (OL), Ray Sherman (WR), Sherman Smith (RB), Jim Washburn (DL), Steve Watterson (strength and conditioning), Everett Withers (DB)

AMERICAN FOOTBALL CONFERENCE STANDINGS				
AFC EAST	W	L	T	Pct
New England	10	6	0	.625
Miami	9	7	0	.562
Buffalo	5	11	0	.312
N.Y. Jets	4	12	0	.250
AFC NORTH	W	L	T	Pct
Cincinnati	11	5	0	.688
* Pittsburgh	11	5	0	.688
Baltimore	6	10</		



## 2003 SEASON (12-4 REGULAR SEASON, 1-1 PLAYOFFS) • 2ND PLACE AFC SOUTH

DATE	OPPONENT	SCORE	W/L	ATT
Sep. 7	OAKLAND	25-20	W	68,809
Sep. 14	at Indianapolis	7-33	L	59,999
Sep. 21	NEW ORLEANS	27-12	W	68,809
Sep. 28	at Pittsburgh	30-13	W	63,244
Oct. 5	at New England	30-38	L	68,436
Oct. 12	HOUSTON	38-17	W	68,809
Oct. 19	at Carolina	37-17	W	72,851
Oct. 26	at Jacksonville	30-17	W	55,918
Nov. 2	BYE			
Nov. 9	MIAMI	31-7	W	68,809
Nov. 16	JACKSONVILLE	10-3	W	68,809
Nov. 23	at Atlanta	38-31	W	70,891
Dec. 1	at NY Jets	17-24	L	77,710
Dec. 7	INDIANAPOLIS	27-29	L	68,809
Dec. 14	BUFFALO	28-26	W	68,809
Dec. 21	at Houston	27-24	W	70,758
Dec. 28	TAMPA BAY	33-13	W	68,809
<b>Jan. 3</b>	<b>at Baltimore</b>	<b>20-17</b>	<b>W</b>	<b>69,452</b>
<b>Jan. 10</b>	<b>at New England</b>	<b>14-17</b>	<b>L</b>	<b>68,436</b>

\* Overtime

	TITANS	OPP
<b>Total First Downs</b>	<b>310</b>	<b>275</b>
Rushing	84	79
Passing	211	167
Penalty	15	29
3rd Down: Made/Att	86/211	51/184
3rd Down Pct.	40.8	27.7
4th Down: Made/Att	6/14	11/18
4th Down Pct.	42.9	61.1
<b>Possession Avg.</b>	<b>32:52</b>	<b>27:08</b>
<b>Total Net Yards</b>	<b>5501</b>	<b>4901</b>
Avg. Per Game	343.8	306.3
Total Plays	1013	926
Avg. Per Play	5.4	5.3
<b>Net Yards Rushing</b>	<b>1623</b>	<b>1295</b>
Avg. Per Game	101.4	80.9
Total Rushes	486	342
Avg. Per Play	3.3	3.8
<b>Net Yards Passing</b>	<b>3878</b>	<b>3606</b>
Avg. Per Game	242.4	225.4
Sacked/Yards Lost	25/153	38/223
Gross Yards	4031	3829
Att./Comp.	502/315	546/332
Completion Pct.	62.7	60.8
Had Intercepted	9	21
<b>Punts/Average</b>	<b>71/43.9</b>	<b>78/42.2</b>
<b>Net Punting Avg.</b>	<b>71/37.8</b>	<b>78/35.9</b>
<b>Penalties/Yards</b>	<b>110/887</b>	<b>96/793</b>
<b>Fumbles/Ball Lost</b>	<b>24/12</b>	<b>21/13</b>
<b>Touchdowns</b>	<b>48</b>	<b>35</b>
Rushing	11	10
Passing	30	20
Returns	7	5

BY PERIODS	1	2	3	4	OT	PTS
Titans	103	120	82	130	0	435
Opponents	52	75	75	122	0	324

SCORING	TD	RU	PA	RT	PAT	FG	S	TP
Anderson	0	0	0	0	42/42	27/31	0	123
Mason	8	0	8	0			0	48
McCareins	8	0	7	1			0	48
George	5	5	0	0			0	30
Calico	4	0	4	0			0	26
McNair	4	4	0	0			0	26
Bennett	4	0	4	0			0	24
Kinney	4	0	3	1			0	24
Holcombe	2	1	1	0			0	14
Henrich	0	0	0	0	1/1	4/5	0	13
Dyson	2	0	0	2			0	12
Wycheck	2	0	2	0			0	12
Boiman	1	0	0	1			1	8
Berlin	1	0	1	0			0	6
Bulluck	1	0	0	1			0	6
Rolle	1	0	0	1			0	6
Volek	1	1	0	0			0	6
Nedney	0	0	0	0	0/1	1/1	0	3
<b>Titans</b>	<b>48</b>	<b>11</b>	<b>30</b>	<b>7</b>	<b>43/44</b>	<b>32/37</b>	<b>1</b>	<b>435</b>
<b>Opponents</b>	<b>35</b>	<b>10</b>	<b>20</b>	<b>5</b>	<b>34/34</b>	<b>26/30</b>	<b>0</b>	<b>324</b>

**2-Pt Conversions:** Calico, McNair, Holcombe, Titans 3-4, Opponents 0-1

RUSHING	No	Yds	Avg	Lg	TD
George	312	1031	3.3	27	5
Brown	56	221	3.9	28	0
Holcombe	63	201	3.2	21	1
McNair	38	138	3.6	23	4

PASSING	Att	Cmp	Pct	Yards	Yds/Att	TD	Int	Lg	Sk/Yds	Rating
McNair	400	250	62.5	3215	8.04	24	7	73	19/108	100.4
Volek	69	44	63.8	545	7.90	4	1	50t	6/45	101.4
O'Donnell	27	18	66.7	232	8.59	2	1	34t	0/0	102.7
Henrich	5	2	40.0	25	5.00	0	0	15	0/0	56.3
Bennett	1	1	100.0	14	14.00	0	0	14	0/0	118.8
<b>Titans</b>	<b>502</b>	<b>315</b>	<b>62.7</b>	<b>4031</b>	<b>8.03</b>	<b>30</b>	<b>9</b>	<b>73</b>	<b>25/153</b>	<b>100.3</b>
<b>Opponents</b>	<b>546</b>	<b>332</b>	<b>60.8</b>	<b>3829</b>	<b>7.01</b>	<b>20</b>	<b>21</b>	<b>86t</b>	<b>38/223</b>	<b>78.2</b>

McCareins	1	13	13.0	13	0
Mason	3	11	3.7	7	0
Calico	1	5	5.0	5	0
Volek	11	4	0.4	5	1
O'Donnell	1	-1	-1.0	-1	0
<b>Titans</b>	<b>486</b>	<b>1623</b>	<b>3.3</b>	<b>28</b>	<b>11</b>
<b>Opponents</b>	<b>342</b>	<b>1295</b>	<b>3.8</b>	<b>42</b>	<b>10</b>

RECEIVING	No	Yds	Avg	Lg	TD
Mason	95	1303	13.7	50t	8
McCareins	47	813	17.3	73	7
Kinney	41	381	9.3	28	3
Bennett	32	504	15.8	48	4
George	22	163	7.4	22	0
Holcombe	19	121	6.4	11	1
Calico	18	297	16.5	45	4
Wycheck	17	165	9.7	25	2
Meier	13	159	12.2	27	0
Brown	8	61	7.6	11	0
Berlin	1	50	50.0	50t	1
McGarrahan	1	10	10.0	10	0
McNair	1	4	4.0	4	0
<b>Titans</b>	<b>315</b>	<b>4031</b>	<b>12.8</b>	<b>73</b>	<b>30</b>
<b>Opponents</b>	<b>332</b>	<b>3829</b>	<b>11.5</b>	<b>86t</b>	<b>20</b>

INTERCEPTIONS	No	Yds	Avg	Lg	TD
Rolle	6	141	23.5	52	0
Dyson	4	62	15.5	51t	2
Boiman	2	70	35.0	60t	1
Calmus	2	26	13.0	15	0
Bulluck	2	9	4.5	9	0
Tank Williams	2	0	0.0	0	0
Woolfolk	1	4	4.0	4	0
Beckham	1	0	0.0	0	0
Kearse	1	0	0.0	0	0
<b>Titans</b>	<b>21</b>	<b>312</b>	<b>14.9</b>	<b>60t</b>	<b>3</b>
<b>Opponents</b>	<b>9</b>	<b>264</b>	<b>29.3</b>	<b>95t</b>	<b>3</b>

PUNTING	No	Yds	Avg	Net	TB	In	Lg	B
Henrich	71	3117	43.9	37.8	8	26	58	0
<b>Titans</b>	<b>71</b>	<b>3117</b>	<b>43.9</b>	<b>37.8</b>	<b>8</b>	<b>26</b>	<b>58</b>	<b>0</b>
<b>Opponents</b>	<b>78</b>	<b>3290</b>	<b>42.2</b>	<b>35.9</b>	<b>3</b>	<b>24</b>	<b>65</b>	<b>0</b>

PUNT RETURNS	No	FC	Yds	Avg	Lg	TD
McCareins	29	17	330	11.4	58t	1
Mason	8	5	99	12.4	21	0
<b>Titans</b>	<b>37</b>	<b>22</b>	<b>429</b>	<b>11.6</b>	<b>58t</b>	<b>1</b>
<b>Opponents</b>	<b>30</b>	<b>13</b>	<b>276</b>	<b>9.2</b>	<b>59t</b>	<b>1</b>

KICKOFF RETURNS	No	Yds	Avg	Lg	TD
Schifino	35	703	20.1	39	0
McCareins	13	256	19.7	25	0
Mason	5	106	21.2	34	0
Jackson	3	77	25.7	31	0
Berlin	4	73	18.3	25	0
Holcombe	4	38	9.5	20	0
Kinney	3	37	12.3	17	0
Meier	1	9	9.0	9	0
<b>Titans</b>	<b>68</b>	<b>1299</b>	<b>19.1</b>	<b>39</b>	<b>0</b>
<b>Opponents</b>	<b>81</b>	<b>1521</b>	<b>18.8</b>	<b>71</b>	<b>0</b>

FIELD GOALS	1-19	20-29	30-39	40-49	50+
Anderson	0/0	5/5	12/12	10/14	0/0
Henrich	0/0	0/0	2/2	2/2	0/1
Nedney	0/0	0/0	0/0	0/0	1/1
<b>Titans</b>	<b>0/0</b>	<b>5/5</b>	<b>14/14</b>	<b>12/16</b>	<b>1/2</b>
<b>Opponents</b>	<b>0/0</b>	<b>11/11</b>	<b>6/9</b>	<b>8/9</b>	<b>1/1</b>

**Anderson:** ( ) ( ) (22G, 43G) ( ) (43G, 46N, 33G, 37G, 41G) (33G) (40G, 32G, 34G) (43G, 43G, 33G) (35G) (33G, 48N) (44N, 22G) (35G) (40G, 40G) (29G, 39G, 41N) (41G, 26G) (37G, 33G, 43G, 23G)

**Henrich:** (49G, 34G, 33G) ( ) ( ) ( ) (48G) ( ) ( ) ( ) ( ) ( ) (52N) ( ) ( ) ( ) ( ) ( )

**Nedney:** (50G) ( ) ( ) ( ) ( ) ( ) ( ) ( ) ( ) ( ) ( ) ( ) ( ) ( ) ( )

**Opponents:** (47G, 47G) (29G, 41G, 23G, 48G) (31G) (26G, 23G, 30N) (34N, 39N, 48G) (29G) (53G) (49G) ( ) (44N, 39G) (40G) (27G) (21G, 35G, 36G, 23G, 26G) (27G, 32G) (49G) (27G, 33G)

**SACKS**  
Kearse 9.5, Carter 5.5, Smith 4.5, Thomas 4.0, Bulluck 3.0, Hall 3.0, Haynesworth 2.5, Boiman 1.5, Calmus 1.0, Long 1.0, McGarrahan 1.0, Schulters 1.0, Tank Williams 0.5,  
**Titans 38.0, Opponents 25.0**

**TACKLES (Solo-Assists-Total)**  
Bulluck (110-61-171), Sirmon (76-65-141), Schulters (68-21-89), Tank Williams (58-23-81), Carter (49-30-79), Smith (36-37-73), Kearse (40-27-67), Hall (42-24-66), Dyson (54-10-64), Calmus (34-27-61), Boiman (26-29-55), Haynesworth (25-24-49), Kassell

(23-18-41), Rolle (23-6-29), McGarrahan (20-7-27), Thomas (16-11-27), Atkins (11-9-20), Woolfolk (15-4-19), Beckham (16-1-17), Thompson (5-2-7), Echols (3-1-4), Long (2-0-2), Wells (1-0-1), Kramer (0-0-0), Nickey (0-0-0)

**Team Totals: 753-437-1,190**

USUAL STARTING LINEUP	
<b>OFFENSE</b>	
<b>WR</b>	<b>Derrick Mason (85)</b>
<b>TE</b>	<b>Erron Kinney (88)</b>
<b>LT</b>	<b>Brad Hopkins (72)</b>
<b>LG</b>	<b>Zach Piller (69)</b>
<b>C</b>	<b>Justin Hartwig (77)</b>
<b>RG</b>	<b>Benji Olson (75)</b>
<b>RT</b>	<b>Fred Miller (71)</b>
<b>TE</b>	<b>Frank Wycheck (89)</b>
<b>WR</b>	<b>Drew Bennett (83)</b>
<b>WR</b>	<b>Justin McCareins (86)</b>
<b>QB</b>	<b>Steve McNair (9)</b>
<b>RB</b>	<b>Eddie George (27)</b>
<b>DEFENSE</b>	
<b>LE</b>	<b>Kevin Carter (93)</b>
<b>LT</b>	<b>Robaire Smith (98)</b>
<b>RT</b>	<b>Albert Haynesworth (92)</b>
<b>RE</b>	<b>Jevon Kearse (90)</b>
<b>LLB</b>	<b>Peter Sirmon (59)</b>
<b>MLB</b>	<b>Rocky Calmus (54)</b>
<b>RLB</b>	<b>Keith Bulluck (53)</b>
<b>LCB</b>	<b>Andre Dyson (22)</b>
<b>RCB</b>	<b>Samari Rolle (21)</b>
<b>SS</b>	<b>Tank Williams (25)</b>
<b>FS</b>	<b>Lance Schulters (31)</b>
<b>SPECIALISTS</b>	
<b>K</b>	<b>Gary Anderson (1)</b>
<b>P</b>	<b>Craig Henrich (15)</b>
<b>NFL Co-MVP: Steve McNair</b>	
<b>Pro Bowl</b>	
<b>All-Pro</b>	
<b>GM:</b> Floyd Reese; <b>Head Coach:</b> Jeff Fisher	
<b>Asst. Coaches:</b> Mike Heimerdinger (off. coord.), Jim Schwartz (def. coord.), George Henshaw (asst. head coach/off.), Gunther Cunningham (asst. head coach defense/LB), Chuck Cecil (def. asst.), Ned James (off. asst.), Craig Johnson (QB), Alan Lowry (ST), Mike Munchak (OL), Sherman Smith (RB), Steve Walters (WR), Jim Washburn (DL), Steve Watterson (strength & rehab.), Everett Withers (DB)	

AMERICAN FOOTBALL CONFERENCE STANDINGS				
<b>AFC EAST</b>	<b>W</b>	<b>L</b>	<b>T</b>	<b>Pct</b>
New England	14	2	0	.875
Miami	10	6	0	.625
Buffalo	6	10	0	.375
N.Y. Jets	6	10	0	.375
<b>AFC NORTH</b>	<b>W</b>	<b>L</b>	<b>T</b>	<b>Pct</b>
Baltimore	10	6	0	.625
Cincinnati	8	8	0	.500
Pittsburgh	6	10	0	.375
Cleveland	5	11	0	.312
<b>AFC SOUTH</b>	<b>W</b>	<b>L</b>	<b>T</b>	<b>Pct</b>
Indianapolis	12	4	0	.750
* Tennessee	12	4	0	.750
Jacksonville	5	11	0	.312
Houston	5	11	0	.312
<b>AFC WEST</b>	<b>W</b>	<b>L</b>	<b>T</b>	<b>Pct</b>
Kansas City	13	3	0	.812
* Denver	10	6	0	.625
Oakland	4	12	0	.250
San Diego	4	12	0	.250

NATIONAL FOOTBALL CONFERENCE STANDINGS				
<b>NFC EAST</b>	<b>W</b>	<b>L</b>	<b>T</b>	<b>Pct</b>
Philadelphia	12	4	0	.750
* Dallas</				



# 2020 SEASON (II-5 REGULAR SEASON, I-1 PLAYOFFS) • 1ST PLACE AFC SOUTH

DATE	OPPONENT	SCORE	W/L	ATT
Sep. 8	PHILADELPHIA	27-24	W	68,804
Sep. 15	at Dallas	13-21	L	62,527
Sep. 22	CLEVELAND	28-31*	L	68,804
Sep. 29	at Oakland	25-52	L	58,719
Oct. 6	WASHINGTON	14-31	L	68,804
Oct. 13	JACKSONVILLE	23-14	W	68,804
Oct. 20	BYE			
Oct. 27	at Cincinnati	30-24	W	52,822
Nov. 3	at Indianapolis	23-15	W	56,752
Nov. 10	HOUSTON	17-10	W	68,804
Nov. 17	PITTSBURGH	31-23	W	68,804
Nov. 24	at Baltimore	12-13	L	69,365
Dec. 1	at N.Y. Giants	32-29*	W	78,640
Dec. 8	INDIANAPOLIS	27-17	W	68,804
Dec. 16	NEW ENGLAND	24-7	W	68,809
Dec. 22	at Jacksonville	28-10	W	51,033
Dec. 29	at Houston	13-3	W	70,694
Jan. 11	PITTSBURGH	34-31*	W	68,809
Jan. 19	at Oakland	24-41	L	62,544

\* Overtime

	TITANS	OPP
<b>Total First Downs</b>	<b>312</b>	<b>297</b>
Rushing	112	75
Passing	182	197
Penalty	18	25
3rd Down: Made/Att	94/216	76/202
3rd Down Pct.	43.5	37.6
4th Down: Made/Att	9/16	9/18
4th Down Pct.	56.3	50.0
<b>Possession Avg.</b>	<b>32:47</b>	<b>27:13</b>
<b>Total Net Yards</b>	<b>5272</b>	<b>4964</b>
Avg. Per Game	329.5	310.3
Total Plays	1032	974
Avg. Per Play	5.1	5.1
<b>Net Yards Rushing</b>	<b>1952</b>	<b>1424</b>
Avg. Per Game	122.0	89.0
Total Rushes	511	372
Avg. Per Play	3.8	3.8
<b>Net Yards Passing</b>	<b>3320</b>	<b>3540</b>
Avg. Per Game	207.5	221.3
Sacked/Yards Lost	21/121	40/213
Gross Yards	3441	3753
Att./Comp.	500/306	562/339
Completion Pct.	61.2	60.3
Had Intercepted	15	18
<b>Punts/Average</b>	<b>66/41.3</b>	<b>77/41.6</b>
<b>Net Punting Avg.</b>	<b>66/33.9</b>	<b>77/36.2</b>
<b>Penalties/Yards</b>	<b>112/891</b>	<b>99/853</b>
<b>Fumbles/Ball Lost</b>	<b>20/10</b>	<b>22/11</b>
<b>Touchdowns</b>	<b>42</b>	<b>40</b>
Rushing	16	7
Passing	22	27
Returns	4	6

BY PERIODS	1	2	3	4	OT	PTS
Titans	76	127	67	94	3	367
Opponents	72	71	68	110	3	324

SCORING	TD	RU	PA	RT	PAT	FG	S	TP
Nedney	0	0	0	0	36/36	25/31	0	111
George	14	12	2	0			0	86
Mason	5	0	5	0			0	30
K. Dyson	4	0	4	0			0	24
Simon	4	1	3	0			0	24
McNair	3	3	0	0			0	20
Bennett	2	0	2	0			0	12
McCareins	2	0	2	0			0	12
Wycheck	2	0	2	0			0	12
Bulluck	1	0	0	1			0	6
Coady	1	0	0	1			0	6
A. Dyson	1	0	0	1			0	6
Green	1	0	1	0			0	6
Meier	1	0	1	0			0	6
Simon	1	0	0	1			0	6
<b>Titans</b>	<b>42</b>	<b>16</b>	<b>22</b>	<b>4</b>	<b>36/36</b>	<b>25/31</b>	<b>0</b>	<b>367</b>
<b>Opponents</b>	<b>40</b>	<b>7</b>	<b>27</b>	<b>6</b>	<b>36/36</b>	<b>14/21</b>	<b>0</b>	<b>324</b>

2-Pt Conversions: George, McNair, Titans 2-6, Opponents 3-4

RUSHING	No	Yds	Avg	Lg	TD
George	343	1165	3.4	35	12
McNair	82	440	5.4	26	3
Holcombe	47	242	5.1	39	0
Green	21	71	3.4	12	0
McCareins	2	18	9.0	16	0
Simon	9	18	2.0	13	1
Hentrich	1	5	5.0	5	0

PASSING	Att	Cmp	Pct	Yards	Yds/Att	TD	Int	Lg	Sk/Yds	Rating
McNair	492	301	61.2	3387	6.88	22	15	55	21/121	84.0
O'Donnell	5	3	60.0	24	4.80	0	0	0	0/0	72.1
Wycheck	2	1	50.0	13	6.50	0	0	13	0/0	70.8
Hentrich	1	1	100.0	17	17.0	0	0	17	0/0	118.8
<b>Titans</b>	<b>500</b>	<b>306</b>	<b>61.2</b>	<b>3441</b>	<b>6.88</b>	<b>22</b>	<b>15</b>	<b>55</b>	<b>21/121</b>	<b>83.9</b>
<b>Opponents</b>	<b>562</b>	<b>339</b>	<b>60.3</b>	<b>3753</b>	<b>6.68</b>	<b>27</b>	<b>18</b>	<b>75</b>	<b>40/213</b>	<b>82.8</b>

Comella	1	0	0.0	0	0
O'Donnell	3	-3	-1.0	-1	0
K. Dyson	2	-4	-2.0	5	0
<b>Titans</b>	<b>511</b>	<b>1952</b>	<b>3.8</b>	<b>39</b>	<b>16</b>
<b>Opponents</b>	<b>372</b>	<b>1424</b>	<b>3.8</b>	<b>42</b>	<b>7</b>

RECEIVING	No	Yds	Avg	Lg	TD
Mason	79	1012	12.8	40	5
K. Dyson	41	460	11.2	40	4
Wycheck	40	346	8.7	19	2
George	36	255	7.1	14t	2
Bennett	33	478	14.5	53	2
McCareins	19	301	15.8	55	2
Simon	16	167	10.4	42t	3
Kinney	13	173	13.3	31	0
Holcombe	10	91	9.1	18	0
Comella	10	70	7.0	17	0
Green	7	57	8.1	21	1
Meier	1	17	17.0	17t	1
Berlin	1	14	14.0	14	0
<b>Titans</b>	<b>306</b>	<b>3441</b>	<b>11.2</b>	<b>55</b>	<b>22</b>
<b>Opponents</b>	<b>339</b>	<b>3753</b>	<b>11.1</b>	<b>75</b>	<b>27</b>

INTERCEPTIONS	No	Yds	Avg	Lg	TD
Schulters	6	56	9.3	28	0
Simon	3	88	29.3	32t	1
A. Dyson	3	27	9.0	16t	1
Rolle	2	0	0.0	0	0
Coady	1	24	24.0	24t	1
Bulluck	1	5	5.0	5	0
Williams	1	0	0.0	0	0
Mitchell	1	-2	-2.0	-2	0
<b>Titans</b>	<b>18</b>	<b>198</b>	<b>11.0</b>	<b>32t</b>	<b>3</b>
<b>Opponents</b>	<b>15</b>	<b>179</b>	<b>11.9</b>	<b>82t</b>	<b>2</b>

PUNTING	No	Yds	Avg	Net	TB	In	Lg	B
Hentrich	65	2725	41.9	33.9	5	28	56	1
<b>Titans</b>	<b>66</b>	<b>2725</b>	<b>41.3</b>	<b>33.9</b>	<b>5</b>	<b>28</b>	<b>56</b>	<b>1</b>
<b>Opponents</b>	<b>77</b>	<b>3202</b>	<b>41.6</b>	<b>36.2</b>	<b>10</b>	<b>22</b>	<b>61</b>	<b>1</b>

PUNT RETURNS	No	FC	Yds	Avg	Lg	TD
Simon	13	6	113	8.7	30	0
Mason	9	12	60	6.7	21	0
McCareins	6	4	44	7.3	16	0
<b>Titans</b>	<b>28</b>	<b>22</b>	<b>217</b>	<b>7.8</b>	<b>30</b>	<b>0</b>
<b>Opponents</b>	<b>28</b>	<b>19</b>	<b>390</b>	<b>13.9</b>	<b>83t</b>	<b>3</b>

KICKOFF RETURNS	No	Yds	Avg	Lg	TD
Simon	20	371	18.6	29	0
Berlin	13	260	20.0	32	0
McCareins	13	300	23.1	48	0
Kinney	3	41	13.7	25	0
Green	1	10	10.0	10	0
<b>Titans</b>	<b>50</b>	<b>982</b>	<b>19.6</b>	<b>48</b>	<b>0</b>
<b>Opponents</b>	<b>74</b>	<b>1482</b>	<b>20.0</b>	<b>54</b>	<b>0</b>

FIELD GOALS	1-19	20-29	30-39	40-49	50+
Nedney	0/0	9/9	10/12	5/8	1/2
<b>Titans</b>	<b>0/0</b>	<b>9/9</b>	<b>10/12</b>	<b>5/8</b>	<b>1/2</b>
<b>Opponents</b>	<b>1/2</b>	<b>3/3</b>	<b>5/7</b>	<b>4/6</b>	<b>1/3</b>

**Nedney:** (33G, 47G) (37G, 53G) ( ) ( ) ( ) (40G, 26G, 33G, 32N) (33G, 28G, 46G) (28G, 34G, 39G) (49N, 24G) (39N, 43G) (32G, 37G, 40G, 21G) (54N, 38G) (35G, 29G) (45N, 28G) (46N) (28G, 26G)

**Opponents:** (30G) ( ) (52N, 33G) (28G) (31G) ( ) (44G) (46N) (51G) (31N, 37N) (26G, 43G) (38G, 36G, 19G) (44G, 44N) ( ) (24G) (50N, 19N, 42G)

**SACKS**  
Carter 10.0, C. Hall 8.0, Ford 3.5, Smith 2.5, Kearse 2.0, Schulters 2.0, Simon 2.0, Thornton 2.0, Williams 2.0, Bulluck 1.0, A. Dyson 1.0, Godfrey 1.0, Haynesworth 1.0, J. Thomas 1.0  
**Titans 40.0, Opponents 21.0**

**TACKLES (Solo-Assists-Total)**  
Bulluck (116-64-180), Simon (83-47-130), Schulters (75-19-94), Smith (41-32-73), Carter (42-29-71), Hall (43-27-70), Williams (55-14-69), A. Dyson (54-7-61), Haynesworth (31-24-55), Mitchell (40-11-51), Ford (24-21-45), Rolle (37-7-44), Godfrey (27-17-44), Thornton (21-23-44), Chamberlin (14-13-27), Echols (13-6-19), Thomas (11-5-16), Calmus (9-4-13), Aldridge (8-5-13), Coady (10-2-12), Kearse (6-5-11), Morris (7-2-9), Boiman (1-5-6), Beckham (1-0-1), Kassell (0-1-1)  
**Team Totals: 769-390-1159**

### USUAL STARTING LINEUP

**OFFENSE**  
WR Derrick Mason (85)  
TE/FB Erron Kinney (88)/Greg Comella (33)  
LT Brad Hopkins (72)  
LG Zach Piller (69)  
C Gennaro DiNapoli (64)  
RG Benji Olson (75)  
RT Fred Miller (71)  
TE Frank Wycheck (89)  
WR Kevin Dyson (87)  
QB Steve McNair (9)  
RB Eddie George (27)

**DEFENSE**  
LE Kevin Carter (93)  
LT John Thornton (78)  
RT Henry Ford (92)  
RE Carlos Hall (97)  
LLB Peter Sirmon (59)  
MLB Randall Godfrey (56)  
RLB Keith Bulluck (53)  
LCB Andre Dyson (22)  
RCB Samari Rolle (21)  
SS Tank Williams (25)  
FS Lance Schulters (31)

**SPECIALISTS**  
K Joe Nedney (6)  
P Craig Hentrich (15)

**Pro Bowl**  
All-Pro

**GM:** Floyd Reese; **Head Coach:** Jeff Fisher  
**Asst. Coaches:** Mike Heimerdinger (off. coord.), Jim Schwartz (def. coord.), George Henshaw (asst. head coach/off.), Gunther Cunningham (asst. head coach defense/LB), Chuck Cecil (def. asst.), Ned James (off. asst.), Craig Johnson (QB), Alan Lowry (ST), Mike Munchak (OL), Sherman Smith (RB), Steve Walters (WR), Jim Washburn (DL), Steve Watterson (strength & rehab.), Everett Withers (DB)

### AMERICAN FOOTBALL CONFERENCE STANDINGS

AFC EAST	W	L	T	Pct
N.Y. Jets	9	7	0	.562
New England	9	7	0	.562
Miami	9	7	0	.562
Buffalo	8	8	0	.500
<b>AFC NORTH</b>	<b>W</b>	<b>L</b>	<b>T</b>	<b>Pct</b>
Pittsburgh	10	5	1	.656
* Cleveland	9	7	0	.562
Baltimore	7	9	0	.438
Cincinnati	2	14	0	.125
<b>AFC SOUTH</b>	<b>W</b>	<b>L</b>	<b>T</b>	<b>Pct</b>
<b>Tennessee</b>	<b>11</b>	<b>5</b>	<b>0</b>	<b>.688</b>
* Indianapolis	10	6	0	.625
Jacksonville	6	10	0	.375
Houston	4	12	0	.250
<b>AFC WEST</b>	<b>W</b>	<b>L</b>	<b>T</b>	<b>Pct</b>
Oakland	11	5	0	.688
Denver	9	7	0	.562
San Diego	8	8	0	.500
Kansas City	8	8	0	.500

### NATIONAL FOOTBALL CONFERENCE STANDINGS

NFC EAST	W	L	T	Pct
Philadelphia	12	4	0	.750
* N.Y. Giants	10	6	0	.625
Washington	7	9	0	.438
Dallas	5	11	0	.312
<b>NFC NORTH</b>	<b>W</b>	<b>L</b>	<b>T</b>	<b>Pct</b>
Green Bay	12	4	0	.750
Minnesota	6	10	0	.375
Chicago	4	12	0	.250
Detroit	3	13	0	.188
<b>NFC SOUTH</b>	<b>W</b>	<b>L</b>	<b>T</b>	<b>Pct</b>
Tampa Bay	12	4	0	.750
* Atlanta	9	6	1	.594
New Orleans	9	7	0	.562
Carolina	7	9	0	.438
<b>NFC WEST</b>	<b>W</b>	<b>L</b>	<b>T</b>	<b>Pct</b>
San Francisco	10	6	0	.625
St. Louis	7	9	0	.438
Seattle	7	9	0	.438
Arizona	5	11	0	.312

\* Wild Card for Playoffs

# 2001 SEASON (7-9 REGULAR SEASON, 0-0 PLAYOFFS) • 3RD PLACE AFC CENTRAL (TIED)

DATE	OPPONENT	SCORE	W/L	ATT
Sep. 9	MIAMI	23-31	L	68,798
Sep. 23	at Jacksonville	6-13	L	65,994
Sep. 30	BYE			
Oct. 7	at Baltimore	7-26	L	69,494
Oct. 14	TAMPA BAY	31-28*	W	68,798
Oct. 21	at Detroit	27-24	W	76,940
Oct. 29	at Pittsburgh	7-34	L	63,763
Nov. 4	JACKSONVILLE	28-24	W	68,798
Nov. 12	BALTIMORE	10-16	L	68,798
Nov. 18	at Cincinnati	20-7	W	63,865
Nov. 25	PITTSBURGH	24-34	L	68,801
Dec. 2	at Cleveland	31-15	W	72,818
Dec. 9	at Minnesota	24-42	L	64,271
Dec.16	GREEN BAY	26-20	W	68,804
Dec. 22	at Oakland	13-10	W	61,934
Dec. 30	CLEVELAND	38-41	L	68,798
Jan. 6	CINCINNATI	21-23	L	68,798

\* Overtime

	TITANS	OPP
<b>Total First Downs</b>	<b>288</b>	<b>300</b>
Rushing	87	79
Passing	179	192
Penalty	22	29
3rd Down: Made/Att	98/233	74/212
3rd Down Pct.	42.1	34.9
4th Down: Made/Att	2/15	7/14
4th Down Pct.	13.3	50.0
<b>Possession Avg.</b>	<b>31:29</b>	<b>28:31</b>
<b>Total Net Yards</b>	<b>5352</b>	<b>5515</b>
Avg. Per Game	334.5	344.7
Total Plays	1026	996
Avg. Per Play	5.2	5.5
<b>Net Yards Rushing</b>	<b>1794</b>	<b>1431</b>
Avg. Per Game	112.1	89.4
Total Rushes	468	405
Avg. Per Play	3.8	3.5
<b>Net Yards Passing</b>	<b>3558</b>	<b>4084</b>
Avg. Per Game	222.4	255.3
Sacked/Yards Lost	43/309	32/175
Gross Yards	3867	4259
Att./Comp.	515/307	559/328
Completion Pct.	59.6	58.7
Had Intercepted	17	13
<b>Punts/Average</b>	<b>85/42.0</b>	<b>82/41.3</b>
<b>Net Punting Avg.</b>	<b>85/37.0</b>	<b>82/35.7</b>
<b>Penalties/Yards</b>	<b>119/1025</b>	<b>88/832</b>
<b>Fumbles/Ball Lost</b>	<b>18/11</b>	<b>21/11</b>
<b>Touchdowns</b>	<b>39</b>	<b>46</b>
Rushing	12	17
Passing	23	27
Returns	4	2

BY PERIODS	1	2	3	4	OT	PTS
<b>Titans</b>	<b>84</b>	<b>73</b>	<b>90</b>	<b>86</b>	<b>3</b>	<b>336</b>
<b>Opponents</b>	<b>61</b>	<b>127</b>	<b>74</b>	<b>126</b>	<b>0</b>	<b>388</b>

SCORING	TD	RU	PA	RT	PAT	FG	S	TP
Nedney	0	0	0	0	34/35	20/28	0	94
Mason	10	0	9	1			0	62
K.Dyson	7	0	7	0			0	44
George	5	5	0	0			0	30
McNair	5	5	0	0			0	30
Wycheck	4	0	4	0			0	24
Green	2	1	1	0			0	12
Mitchell	2	0	0	2			0	12
Bennett	1	0	1	0			0	8
Hicks	1	1	0	0			0	6
Kinney	1	0	1	0			0	6
Myers	1	0	0	1			0	6
Fisk	0	0	0	0			1	2
<b>Titans</b>	<b>38</b>	<b>12</b>	<b>23</b>	<b>4</b>	<b>34/35</b>	<b>20/28</b>	<b>1</b>	<b>336</b>
<b>Opponents</b>	<b>46</b>	<b>17</b>	<b>27</b>	<b>2</b>	<b>44/44</b>	<b>22/29</b>	<b>0</b>	<b>388</b>

**2-Pt Conversions:** Mason, K. Dyson, Bennett, Titans 3-4, Opponents 1-2

RUSHING	No	Yds	Avg	Lg	TD
George	315	939	3.0	27	5
McNair	75	414	5.5	24	5
Hicks	56	341	6.1	51	1
Green	15	71	4.7	21	1
O'Donnell	6	28	4.7	15	0
Wycheck	1	1	1.0	1	0
<b>Titans</b>	<b>468</b>	<b>1794</b>	<b>3.8</b>	<b>51</b>	<b>12</b>
<b>Opponents</b>	<b>405</b>	<b>1431</b>	<b>3.5</b>	<b>48t</b>	<b>17</b>

PASSING	Att	Cmp	Pct	Yards	Yds/Att	TD	Int	Lg	Sk/Yds	Rating
McNair	431	264	61.3	3350	7.77	21	12	71t	37/251	90.2
O'Donnell	76	42	55.3	496	6.53	2	2	35t	6/58	73.1
Volek	3	0	0.0	0	0.00	0	0	0	0/0	39.6
Green	2	0	0.0	0	0.00	0	2	0	0/0	0.0
Hentrich	2	0	0.0	0	0.00	0	1	0	0/0	0.0
Wycheck	1	1	100.0	21	21.00	0	0	21	0/0	118.8
<b>Titans</b>	<b>515</b>	<b>307</b>	<b>59.6</b>	<b>3867</b>	<b>7.51</b>	<b>23</b>	<b>17</b>	<b>71t</b>	<b>43/309</b>	<b>84.2</b>
<b>Opponents</b>	<b>559</b>	<b>328</b>	<b>58.7</b>	<b>4259</b>	<b>7.62</b>	<b>27</b>	<b>13</b>	<b>78</b>	<b>32/175</b>	<b>89.1</b>

RECEIVING	No	Yds	Avg	Lg	TD
Mason	73	1128	15.5	71t	9
Wycheck	60	672	11.2	30	4
K.Dyson	54	825	15.3	68t	7
George	37	279	7.5	25	0
Kinney	25	263	10.5	24	1
Bennett	24	329	13.7	50	1
Green	12	64	5.3	10	1
Sanders	5	74	14.8	22	0
Hicks	5	22	4.4	9	0
McCareins	3	88	29.3	36	0
Meier	3	31	10.3	18	0
Natkin	2	42	21.0	27	0
Berlin	2	28	14.0	19	0
Coleman	1	19	19.0	19	0
Ours	1	3	3.0	3	0
<b>Titans</b>	<b>307</b>	<b>3867</b>	<b>12.6</b>	<b>71t</b>	<b>23</b>
<b>Opponents</b>	<b>328</b>	<b>4259</b>	<b>13.0</b>	<b>78</b>	<b>27</b>

INTERCEPTIONS	No	Yds	Avg	Lg	TD
A. Dyson	3	36	12.0	36	0
Rolle	3	3	1.0	3	0
Bulluck	2	21	10.5	21	0
Robinson	2	13	6.5	13	0
Godfrey	1	5	5.0	5	0
Booker	1	0	0.0	0	0
Favors	1	0	0.0	0	0
<b>Titans</b>	<b>13</b>	<b>78</b>	<b>6.0</b>	<b>36</b>	<b>0</b>
<b>Opponents</b>	<b>17</b>	<b>163</b>	<b>9.6</b>	<b>45t</b>	<b>2</b>

PUNTING	No	Yds	Avg	Net	TB	In	Lg	B
Hentrich	85	3567	42.0	37.0	8	28	70	0
<b>Titans</b>	<b>85</b>	<b>3567</b>	<b>42.0</b>	<b>37.0</b>	<b>8</b>	<b>28</b>	<b>70</b>	<b>0</b>
<b>Opponents</b>	<b>82</b>	<b>3388</b>	<b>41.3</b>	<b>35.7</b>	<b>9</b>	<b>25</b>	<b>58</b>	<b>1</b>

PUNT RETURNS	No	FC	Yds	Avg	Lg	TD
Mason	20	19	128	6.4	20	0
J.Walker	14	4	125	8.9	36	0
McCareins	2	0	29	14.5	18	0
<b>Titans</b>	<b>36</b>	<b>23</b>	<b>282</b>	<b>7.8</b>	<b>36</b>	<b>0</b>
<b>Opponents</b>	<b>36</b>	<b>20</b>	<b>264</b>	<b>7.3</b>	<b>31</b>	<b>0</b>

KICKOFF RETURNS	No	Yds	Avg	Lg	TD
Mason	34	748	22.0	101t	1
Berlin	13	253	19.5	32	0
Coleman	11	251	22.8	34	0
McCareins	4	70	17.5	21	0
J. Walker	3	33	11.0	19	0
Green	2	20	10.0	12	0
Bennett	1	11	11.0	11	0
Kinney	1	13	13.0	13	0
Long	1	10	10.0	10	0
Rolle	1	3	3.0	3	0
<b>Titans</b>	<b>71</b>	<b>1413</b>	<b>19.9</b>	<b>101t</b>	<b>1</b>
<b>Opponents</b>	<b>57</b>	<b>1418</b>	<b>24.9</b>	<b>81</b>	<b>0</b>

FIELD GOALS	1-19	20-29	30-39	40-49	50+
Nedney	0/0	6/6	5/5	8/15	1/2
<b>Titans</b>	<b>0/0</b>	<b>6/6</b>	<b>5/5</b>	<b>8/15</b>	<b>1/2</b>
<b>Opponents</b>	<b>0/0</b>	<b>4/4</b>	<b>15/17</b>	<b>2/7</b>	<b>1/1</b>

**Nedney:** (51G) (47N, 22G, 43G) (46N) (44G, 45G, 47N, 49G) (38G, 4G, 30G, 46G) (48N) (51N, 46G) (48N, 27G) (41G, 37G) (49G) (29G) (37G) (44N, 24G) (22G, 21G) (31G) ( ) ( )

**Opponents:** (37G) (35G, 37N, 39G) (26G, 25G) ( ) (40B, 23G) (48N, 42G, 27G) (38G) (31G, 33G, 30G) ( ) (39G, 47N, 37G) ( ) ( ) (33G, 54G) (40N, 35G, 33N, 42N) (30G, 44G) (30G, 33G, 34G)

**SACKS**  
 Kearse 10.0, Evans 5.5, Fisk 2.5, Carter 2.0, Rolle 2.0, Smith 2.0, Favors 1.5, Morris 1.5, Bulluck 1.0, Chamberlin 1.0, Ford 1.0, Godfrey 1.0, Robinson 1.0  
**Titans 32.0, Opponents 43.0**

**TACKLES (Solo-Assists-Total)**  
 Godfrey (79-32-111), Robinson (58-43-101) Phenix (63-24-87), Evans (53-24-77), Fisk (38-30-68), Kearse (39-25-64), Bulluck (35-29-64), Carter (39-22-61), Favors (34-27-61), A. Dyson (52-6-58), Rolle (52-4-56), Morris (34-12-46), Ford (24-20-44), Jenkins (12-3-15), Porter (26-5-31), Bishop (22-5-27), Mitchell (22-3-25), Salave'a (6-12-18), J. Walker (8-9-17), Smith (8-8-16), Chamberlin (12-3-15), Booker (6-2-8), Myers (2-2-4), Thomas (2-1-3), Green (1-0-1)  
**Team Totals: 751-352-1103**

### USUAL STARTING LINEUP

**OFFENSE**  
 WR Derrick Mason (85)  
 TE/FB Erron Kinney (88)  
 LT Brad Hopkins (72)  
 LG Zach Piller (69)  
**C Bruce Matthews (74)**  
 RG Benji Olson (75)  
 RT Fred Miller (71)  
 TE Frank Wycheck (89)  
 WR Kevin Dyson (87)  
 QB Steve McNair (9)  
 RB Eddie George (27)

**DEFENSE**  
 LE Kevin Carter (93)  
 LT Josh Evans (91)  
 RT Jason Fisk (97)  
**RE Jevon Kearse (90)**  
 LLB Greg Favors (51)  
 MLB Randall Godfrey (56)  
 RLB Eddie Robinson (55)  
 LCB Andre Dyson (22)  
 RCB Samari Rolle (21)  
 SS Aric Morris (28)  
 FS Pery Phenix (35)

**SPECIALISTS**  
 K Joe Nedney (6)  
 P Craig Hentrich (15)

**Pro Bowl**  
 All-Pro

**GM:** Floyd Reese; **Head Coach:** Jeff Fisher  
**Asst. Coaches:** Mike Heimerdinger (off. coord.), Jim Schwartz (def. coord.), George Henshaw (asst. head coach/off.), Gunther Cunningham (asst. head coach defense/LB), Chuck Cecil (def. asst.), Craig Johnson (off. asst.), Alan Lowry (ST), Mike Munchak (OL), Sherman Smith (RB), Steve Walters (WR), Jim Washburn (DL), Steve Watterson (strength & rehab.), Everett Withers (DB)

### AMERICAN FOOTBALL CONFERENCE STANDINGS

AFC EAST	W	L	T	Pct
New England	11	5	0	.688
* Miami	11	5	0	.688
* N.Y. Jets	10	6	0	.625
Indianapolis	6	10	0	.375
Buffalo	3	13	0	.188
AFC CENTRAL	W	L	T	Pct
Pittsburgh	13	3	0	.812
* Baltimore	10	6	0	.625
Cleveland	7	9	0	.438
<b>Tennessee</b>	<b>7</b>	<b>9</b>	<b>0</b>	<b>.438</b>
Jacksonville	6	10	0	.375
Cincinnati	6	10	0	.375
AFC WEST	W	L	T	Pct
Oakland	10	6	0	.625
Seattle	9	7	0	.562
Denver	8	8	0	.500
Kansas City	6	10	0	.375
San Diego	5	11	0	.312

### NATIONAL FOOTBALL CONFERENCE STANDINGS

NFC EAST	W	L	T	Pct
Philadelphia	11	5	0	.688
Washington	8	8	0</	

# 2000 SEASON (13-3 REGULAR SEASON, 0-1 PLAYOFFS) · 1ST PLACE AFC CENTRAL

DATE	OPPONENT	SCORE	W/L	ATT
Sep. 3	at Buffalo	13-16	L	77,492
Sep. 10	KANSAS CITY	17-14*	W	68,203
Sep. 17	BYE			
Sep. 24	at Pittsburgh	23-20	W	51,769
Oct. 1	NY GIANTS	28-14	W	68,341
Oct. 8	at Cincinnati	23-14	W	63,406
Oct. 16	JACKSONVILLE	27-13	W	68,498
Oct. 22	at Baltimore	14-6	W	69,200
Oct. 30	at Washington	27-21	W	83,472
Nov. 5	PITTSBURGH	9-7	W	68,498
Nov. 12	BALTIMORE	23-24	L	68,490
Nov. 19	CLEVELAND	24-10	W	68,498
Nov. 26	at Jacksonville	13-16	L	65,454
Dec. 3	at Philadelphia	15-13	W	65,639
Dec. 10	CINCINNATI	35-3	W	68,498
Dec. 17	at Cleveland	24-0	W	72,318
Dec. 25	DALLAS	31-0	W	68,498
Jan. 7	BALTIMORE	10-24	L	68,527

\* Overtime

	TITANS	OPP
<b>Total First Downs</b>	<b>299</b>	<b>215</b>
Rushing	107	62
Passing	167	134
Penalty	25	19
<b>3rd Down: Made/Att</b>	<b>97/228</b>	<b>68/221</b>
3rd Down Pct.	42.5	30.8
4th Down: Made/Att	4/11	1/12
4th Down Pct.	36.4	8.3
<b>Possession Avg.</b>	<b>33:48</b>	<b>26:12</b>
<b>Total Net Yards</b>	<b>5350</b>	<b>3814</b>
Avg. Per Game	334.4	238.4
Total Plays	1036	908
Avg. Per Play	5.2	4.2
<b>Net Yards Rushing</b>	<b>2085</b>	<b>1390</b>
Avg. Per Game	130.3	86.9
Total Rushes	546	387
<b>Net Yards Passing</b>	<b>3265</b>	<b>2424</b>
Avg. Per Game	204.1	151.5
Sacked/Yards Lost	28/165	55/337
Gross Yards	3430	2761
Att./Comp.	462/286	466/242
Completion Pct.	61.9	51.9
Had Intercepted	16	17
<b>Punts/Average</b>	<b>76/40.8</b>	<b>105/42.7</b>
<b>Net Punting Avg.</b>	<b>76/36.3</b>	<b>105/35.0</b>
<b>Penalties/Yards</b>	<b>107/870</b>	<b>97/778</b>
<b>Fumbles/Ball Lost</b>	<b>24/14</b>	<b>39/13</b>
<b>Touchdowns</b>	<b>38</b>	<b>20</b>
Rushing	14	7
Passing	18	10
Returns	6	3

BY PERIODS	1	2	3	4	OT	PTS
<b>Titans</b>	<b>65</b>	<b>111</b>	<b>75</b>	<b>92</b>	<b>3</b>	<b>346</b>
<b>Opponents</b>	<b>36</b>	<b>50</b>	<b>30</b>	<b>75</b>	<b>0</b>	<b>191</b>

SCORING	TD	RU	PA	RT	PAT	FG	S	TP
Del Greco	0	0	0	0	37/38	27/33	0	118
George	16	14	2	0	0	0	0	96
Mason	6	0	5	1	0	0	0	36
Wycheck	4	0	4	0	0	0	0	24
Neal	2	0	2	0	0	0	0	12
Thigpen	2	0	2	0	0	0	0	12
Bulluck	1	0	0	1	0	0	0	6
K.Dyson	1	0	1	0	0	0	0	6
Ford	1	0	0	1	0	0	0	6
Godfrey	1	0	0	1	0	0	0	6
Kinney	1	0	1	0	0	0	0	6
Phenix	1	0	0	1	0	0	0	6
Rolle	1	0	0	1	0	0	0	6
Thomas	1	0	1	0	0	0	0	6
Hentrich	0	0	0	0	0/0	0/1	0	0
<b>Titans</b>	<b>38</b>	<b>14</b>	<b>18</b>	<b>6</b>	<b>37/38</b>	<b>27/34</b>	<b>0</b>	<b>346</b>
<b>Opponents</b>	<b>20</b>	<b>7</b>	<b>10</b>	<b>3</b>	<b>20/20</b>	<b>17/22</b>	<b>0</b>	<b>191</b>

2-Pt Conversions: Titans 0-0, Opponents 0-0

RUSHING	No	Yds	Avg	Lg	TD
George	403	1509	3.7	35t	14
McNair	71	404	5.7	25	0
Thomas	61	175	2.9	20	0
Mason	1	1	1.0	1	0
Neal	1	-2	-2.0	-2	0
O'Donnell	9	-2	-2.2	4	0
<b>Titans</b>	<b>546</b>	<b>2085</b>	<b>3.8</b>	<b>35t</b>	<b>14</b>
<b>Opponents</b>	<b>387</b>	<b>1390</b>	<b>3.6</b>	<b>80t</b>	<b>7</b>

PASSING	Att	Cmp	Pct	Yards	Yds/Att	TD	Int	Lg	Sk/Yds	Rating
McNair	396	248	62.6	2847	7.19	15	13	56t	24/141	83.2
O'Donnell	64	36	56.3	530	8.28	2	3	67	3/23	74.3
Wycheck	2	2	100.0	53	26.50	1	0	30t	0/0	158.3
<b>Titans</b>	<b>462</b>	<b>286</b>	<b>61.9</b>	<b>3430</b>	<b>7.42</b>	<b>18</b>	<b>16</b>	<b>67</b>	<b>28/165</b>	<b>83.2</b>
<b>Opponents</b>	<b>466</b>	<b>242</b>	<b>51.9</b>	<b>2761</b>	<b>5.92</b>	<b>10</b>	<b>17</b>	<b>48</b>	<b>55/337</b>	<b>62.0</b>

RECEIVING	No	Yds	Avg	Lg	TD
Wycheck	70	636	9.1	26	4
Mason	63	895	14.2	34	5
George	50	453	9.1	24	2
Sanders	33	536	16.2	54	0
Kinney	19	197	10.4	19	1
Thigpen	15	289	19.3	56t	2
Pickens	10	242	24.2	67	0
Neal	9	31	3.4	8	2
Thomas	8	35	4.4	9t	1
Dyson	6	104	17.3	30t	1
Roan	3	12	4.0	6	0
<b>Titans</b>	<b>286</b>	<b>3430</b>	<b>12.0</b>	<b>67</b>	<b>18</b>
<b>Opponents</b>	<b>242</b>	<b>2761</b>	<b>11.4</b>	<b>48</b>	<b>10</b>

INTERCEPTIONS	No	Yds	Avg	Lg	TD
Rolle	7	140	20.0	81t	1
Sidney	3	19	6.3	19	0
Godfrey	2	25	12.5	24t	1
D. Walker	2	4	2.0	4	0
Phenix	1	87	87.0	87t	1
Bulluck	1	8	8.0	8t	1
Booker	1	2	2.0	2	0
<b>Titans</b>	<b>17</b>	<b>285</b>	<b>16.8</b>	<b>87t</b>	<b>4</b>
<b>Opponents</b>	<b>16</b>	<b>236</b>	<b>14.8</b>	<b>42t</b>	<b>3</b>

PUNTING	No	Yds	Avg	Net	TB	In	Lg	B
Hentrich	76	3101	40.8	36.3	9	33	67	0
<b>Titans</b>	<b>76</b>	<b>3101</b>	<b>40.8</b>	<b>36.3</b>	<b>9</b>	<b>33</b>	<b>67</b>	<b>0</b>
<b>Opponents</b>	<b>105</b>	<b>4484</b>	<b>42.7</b>	<b>35.0</b>	<b>7</b>	<b>30</b>	<b>64</b>	<b>0</b>

PUNT RETURNS	No	FC	Yds	Avg	Lg	TD
Mason	51	17	662	13.0	69t	1
Thigpen	1	1	9	9.0	9	0
D. Walker	1	0	0	0.0	0	0
<b>Titans</b>	<b>53</b>	<b>18</b>	<b>671</b>	<b>12.7</b>	<b>69t</b>	<b>1</b>
<b>Opponents</b>	<b>28</b>	<b>21</b>	<b>160</b>	<b>5.7</b>	<b>20</b>	<b>0</b>

KICKOFF RETURNS	No	Yds	Avg	Lg	TD
Mason	42	1132	27.0	66	0
Coleman	2	54	27.0	27	0
Leach	1	10	10.0	10	0
Neal	1	15	15.0	15	0
Thornton	1	16	16.0	16	0
<b>Titans</b>	<b>47</b>	<b>1227</b>	<b>26.1</b>	<b>66</b>	<b>0</b>
<b>Opponents</b>	<b>76</b>	<b>1587</b>	<b>20.9</b>	<b>38</b>	<b>0</b>

FIELD GOALS	1-19	20-29	30-39	40-49	50+
Del Greco	0/0	13/15	7/8	6/9	1/1
Hentrich	0/0	0/0	0/0	0/0	0/1
<b>Titans</b>	<b>0/0</b>	<b>13/15</b>	<b>7/8</b>	<b>6/9</b>	<b>1/2</b>
<b>Opponents</b>	<b>0/0</b>	<b>5/5</b>	<b>6/8</b>	<b>6/7</b>	<b>0/2</b>

**Del Greco:**(38G, 27G) (36G) (24G, 40G, 40G) (46N) (22G, 41G, 33N, 34G) (26G, 44N, 28G) ( ) (46G, 21G) (21G, 24N, 31G, 29G) (23G, 43N) (22G) (30G, 38G, 28N) (26G, 42G, 22G, 44G, 50G) ( ) (33G) (21G)  
**Hentrich:** (60N) ( ) ( ) ( ) ( ) ( ) ( ) ( ) ( ) ( ) ( ) ( ) ( ) ( ) ( ) ( )  
**Opponents:** (51N, 42G, 41G, 33G) (36N) (32G, 32G, 50N) ( ) (35B, 46N) (23G, 45G) (21G, 38G) ( ) ( ) (45G) (38G) (27G, 20G, 38G) (23G, 40G) (45G) ( ) ( )

SACKS	Kearse	Thompson	Godfrey	Bishop	Smith	Fisk	Ford	Rolle	Killens
Kearse	11.5	Holmes	8.0	Favors	5.5	Robinson	4.0	Salave'a	4.0
Thompson	4.0	Embray	3.5	Godfrey	3.0	Bishop	2.5	Smith	2.5
Fisk	2.0	Ford	2.0	Rolle	1.5	Killens	1.0		
<b>Titans</b>	<b>55.0</b>	<b>Opponents</b>	<b>28.0</b>						

**TACKLES (Solo-Assists-Total)**  
 Godfrey (97-72-169), Bishop (76-29-105), Robertson (62-30-92), Robinson (59-32-91), Kearse (53-31-84), Fisk (41-35-76), Holmes (44-29-73), Favors (37-24-61), Thornton (27-28-55), Ford (28-19-47), Salave'a (22-21-43), Walker (40-3-43), Rolle (27-15-42), Phenix (20-5-25), Sidney (15-6-21), Bulluck (13-8-21), Booker (11-9-20), Embray (7-9-16), Myers (8-3-11), McCullough (6-2-8), Smith (4-2-6), Chamberlin (0-2-2), Killens (2-0-2), Morris (0-1-1)  
**Team Totals: 693-416-1109**

### USUAL STARTING LINEUP

**OFFENSE**

- WR** Derrick Mason (85)
- LT** Brad Hopkins (72)
- LG** Bruce Matthews (74)
- C Kevin Long (60)
- RG Benji Olson (75)
- RT Fred Miller (71)
- TE** Frank Wycheck (89)
- WR Chris Sanders (81)
- QB** Steve McNair (9)
- RB** Eddie George (27)
- FB Lorenzo Neal (41)

**DEFENSE**

- LE** Jevon Kearse (90)
- LT John Thornton (78)
- RT Jason Fisk (97)
- RE Kenny Holmes (99)
- LLB Greg Favors (51)
- MLB Randall Godfrey (56)
- RLB Eddie Robinson (55)
- LCB Denard Walker (25)
- RCB** Samari Rolle (21)
- SS** Blaine Bishop (23)
- FS Marcus Robertson (31)

**SPECIALISTS**

- K Al Del Greco (3)
- P Craig Hentrich (15)

**Pro Bowl**

All-Pro

**GM:** Floyd Reese; **Head Coach:** Jeff Fisher  
**Asst. Coaches:** Mike Heimerdinger (off. coord.), Gregg Williams (def. coord.), George Henshaw (asst. head coach/off.), Jerry Gray (DB), Craig Johnson (off. asst.), Alan Lowry (ST), Mike Munchak (OL), Jim Schwartz (LB), Sherman Smith (RB), Ronnie Vinklarek (def. asst.), Steve Walters (WR), Jim Washburn (DL), Steve Watterson (strength & rehab.)

### AMERICAN FOOTBALL CONFERENCE STANDINGS

AFC EAST	W	L	T	Pct
Miami	11	5	0	.688
* Indianapolis	10	6	0	.625
N.Y. Jets	9	7	0	.563
Buffalo	8	8	0	.500
New England	5	11	0	.313
<b>AFC CENTRAL</b>	<b>W</b>	<b>L</b>	<b>T</b>	<b>Pct</b>
<b>Tennessee</b>	<b>13</b>	<b>3</b>	<b>0</b>	<b>.813</b>
* Baltimore	12	4	0	.750
Pittsburgh	9	7	0	.563
Jacksonville	7	9	0	.438
Cincinnati	4	12	0	.250
Cleveland	3	13	0	.188
<b>AFC WEST</b>	<b>W</b>	<b>L</b>	<b>T</b>	<b>Pct</b>
Oakland	12	4	0	.750
* Denver	11	5	0	.688
Kansas City	7	9	0	.438
Seattle	6	10	0	.375
San Diego	1	15	0	.063

### NATIONAL FOOTBALL CONFERENCE STANDINGS

NFC EAST	W	L	T	Pct
N.Y. Giants	12	4	0	.750
* Philadelphia	11	5	0	.688
Washington	8	8	0	.500
Dallas	5	11	0	.313
Arizona	3	13	0	.188
<b>NFC CENTRAL</b>	<b>W</b>	<b>L</b>	<b>T</b>	<b>Pct</b>
Minnesota	11	5	0	.688
* Tampa Bay	10	6	0	.625
Green Bay	9	7	0	.563
Detroit	9	7	0	.563
Chicago	5	11	0	.313
<b>NFC WEST</b>	<b>W</b>	<b>L</b>	<b>T</b>	<b>Pct</b>
New Orleans	10	6	0	.625
* St. Louis	10	6	0	.625
Carolina	7	9	0	.438
San Francisco	6	10	0	.375
Atlanta	4	12	0	.250

\* Wild Card for Playoffs

# 1999 SEASON (13-3 REGULAR SEASON, 3-1 PLAYOFFS) • 2ND PLACE AFC CENTRAL

DATE	OPPONENT	SCORE	W/L	ATT
Sep. 12	CINCINNATI	36-35	W	65,272
Sep. 19	CLEVELAND	26-9	W	65,904
Sep. 26	at Jacksonville	20-19	W	61,502
Oct. 3	at San Francisco	22-24	L	67,447
Oct. 10	BALTIMORE	14-11	W	65,486
Oct. 17	at New Orleans	24-21	W	51,875
Oct. 24	BYE			
Oct. 31	ST. LOUIS	24-21	W	66,415
Nov. 7	at Miami	0-17	L	74,109
Nov. 14	at Cincinnati	24-14	W	46,017
Nov. 21	PITTSBURGH	16-10	W	66,619
Nov. 28	at Cleveland	33-21	W	72,008
Dec. 5	at Baltimore	14-41	L	67,854
Dec. 9	OAKLAND	21-14	W	66,357
Dec. 19	ATLANTA	30-17	W	66,196
Dec. 26	JACKSONVILLE	41-14	W	66,641
Jan. 2	at Pittsburgh	47-36	W	48,025
Jan. 8	BUFFALO	22-16	W	66,782
Jan. 16	at Indianapolis	19-16	W	57,097
Jan. 23	at Jacksonville	33-14	W	75,206
Jan. 30	ST. LOUIS	16-23	L	72,625

\* Overtime

	TITANS	OPP
<b>Total First Downs</b>	<b>294</b>	<b>300</b>
Rushing	109	81
Passing	167	193
Penalty	18	26
3rd Down: Made/Att	83/217	70/200
3rd Down Pct.	38.2	35.0
4th Down: Made/Att	7/12	4/14
4th Down Pct.	58.3	28.6
<b>Possession Avg.</b>	<b>31:30</b>	<b>28:30</b>
<b>Total Net Yards</b>	<b>5296</b>	<b>5245</b>
Avg. Per Game	331.0	327.8
Total Plays	1011	994
Avg. Per Play	5.2	5.3
<b>Net Yards Rushing</b>	<b>1811</b>	<b>1550</b>
Avg. Per Game	113.2	96.9
Total Rushes	459	383
<b>Net Yards Passing</b>	<b>3485</b>	<b>3695</b>
Avg. Per Game	217.8	230.9
Sacked/Yards Lost	25/137	54/305
Gross Yards	3622	4000
Att./Comp.	527/304	557/312
Completion Pct.	57.7	56.0
Had Intercepted	13	16
<b>Punts/Average</b>	<b>90/42.5</b>	<b>80/42.9</b>
<b>Net Punting Avg.</b>	<b>90/38.1</b>	<b>80/37.2</b>
<b>Penalties/Yards</b>	<b>114/1069</b>	<b>128/1010</b>
<b>Fumbles/Ball Lost</b>	<b>17/9</b>	<b>39/24</b>
<b>Touchdowns</b>	<b>46</b>	<b>39</b>
Rushing	19	8
Passing	23	26
Returns	4	5

BY PERIODS	1	2	3	4	OT	PTS
<b>Titans</b>	<b>113</b>	<b>97</b>	<b>85</b>	<b>97</b>	<b>0</b>	<b>392</b>
<b>Opponents</b>	<b>44</b>	<b>93</b>	<b>103</b>	<b>84</b>	<b>0</b>	<b>324</b>

SCORING	TD	RU	PA	RT	PAT	FG	S	TP
Del Greco	0	0	0	0	43/43	21/25	0	106
E. George	13	9	4	0	0	0	0	78
McNair	8	8	0	0	0	0	0	48
Dyson	4	0	4	0	0	0	0	24
Thigpen	4	0	4	0	0	0	0	24
Neal	3	1	2	0	0	0	0	18
Roan	3	0	3	0	0	0	0	18
Byrd	2	0	2	0	0	0	0	12
Wycheck	2	0	2	0	0	0	0	12
Harris	1	0	1	0	0	0	0	8
Kearse	1	0	0	1	0	0	0	6
Mason	1	0	0	1	0	0	0	6
Mitchell	1	0	0	1	0	0	0	6
Sanders	1	0	1	0	0	0	0	6
Thomas	1	1	0	0	0	0	0	6
Walker	1	0	0	1	0	0	0	6
Thornton	0	0	0	0	0	0	1	2
<b>Titans</b>	<b>46</b>	<b>19</b>	<b>23</b>	<b>4</b>	<b>43/43</b>	<b>21/25</b>	<b>4</b>	<b>392</b>
<b>Opponents</b>	<b>39</b>	<b>8</b>	<b>26</b>	<b>5</b>	<b>33/33</b>	<b>15/22</b>	<b>2</b>	<b>324</b>

2-Pt Conversions: Harris, Titans 1-3, Opponents 4-6

RUSHING	No	Yds	Avg	Lg	TD
E. George	320	1304	4.1	40	9
McNair	72	337	4.7	38	8
Thomas	43	164	3.8	22	1
Dyson	1	3	3.0	3	0
Hentrich	2	1	0.5	1	0

PASSING	Att	Cmp	Pct	Yards	Yds/Att	TD	Int	Lg	Sk/Yds	Rating
McNair	331	187	56.5	2179	6.58	12	8	65t	16/74	78.6
O'Donnell	195	116	59.5	1382	7.09	10	5	54t	9/63	87.6
Wycheck	1	1	100.0	61	61.00	1	0	61t	0/0	158.3
<b>Titans</b>	<b>527</b>	<b>304</b>	<b>57.7</b>	<b>3622</b>	<b>6.87</b>	<b>23</b>	<b>13</b>	<b>65t</b>	<b>25/137</b>	<b>83.1</b>
<b>Opponents</b>	<b>557</b>	<b>312</b>	<b>56.0</b>	<b>4000</b>	<b>7.18</b>	<b>26</b>	<b>16</b>	<b>78t</b>	<b>54/305</b>	<b>82.3</b>

Neal	2	1	0.5	1t	1
O'Donnell	19	1	0.1	4	0
<b>Titans</b>	<b>459</b>	<b>1811</b>	<b>3.9</b>	<b>40</b>	<b>19</b>
<b>Opponents</b>	<b>383</b>	<b>1550</b>	<b>4.0</b>	<b>72</b>	<b>8</b>

RECEIVING	No	Yds	Avg	Lg	TD
Wycheck	69	641	9.3	35	2
Dyson	54	658	12.2	47t	4
E. George	47	458	9.7	54t	4
Thigpen	38	648	17.1	35	4
Harris	26	297	11.4	62t	1
Sanders	20	336	16.8	48t	1
Byrd	14	261	18.6	65t	2
Roan	9	93	10.3	24t	3
Thomas	9	72	8.0	26	0
Mason	8	89	11.1	31	0
Neal	7	27	3.9	8	2
Kent	3	42	14.0	25	0
<b>Titans</b>	<b>304</b>	<b>3622</b>	<b>11.9</b>	<b>65t</b>	<b>23</b>
<b>Opponents</b>	<b>312</b>	<b>4000</b>	<b>12.8</b>	<b>78t</b>	<b>26</b>

INTERCEPTIONS	No	Yds	Avg	Lg	TD
Rolle	4	65	16.3	30	0
Sidney	3	12	4.0	7	0
Holmes	2	17	8.5	19	0
Dorsett	1	43	43.0	43	0
Mitchell	1	42	42.0	42t	1
Bowden	1	29	29.0	29	0
Walker	1	27	27.0	27	0
Fisk	1	17	17.0	17	0
Robertson	1	3	3.0	3	0
Jackson	1	2	2.0	2	0
<b>Titans</b>	<b>16</b>	<b>257</b>	<b>16.1</b>	<b>43</b>	<b>1</b>
<b>Opponents</b>	<b>13</b>	<b>227</b>	<b>17.5</b>	<b>47t</b>	<b>2</b>

PUNTING	No	Yds	Avg	Net	TB	In	Lg	B
Hentrich	90	3824	42.5	38.1	3	35	78	0
<b>Titans</b>	<b>90</b>	<b>3824</b>	<b>42.5</b>	<b>38.1</b>	<b>3</b>	<b>35</b>	<b>78</b>	<b>0</b>
<b>Opponents</b>	<b>80</b>	<b>3435</b>	<b>42.9</b>	<b>37.2</b>	<b>5</b>	<b>25</b>	<b>72</b>	<b>2</b>

PUNT RETURNS	No	FC	Yds	Avg	Lg	TD
Mason	26	15	225	8.7	65t	1
Preston TM	8	2	59	7.4	12	0
Byrd	2	0	8	4.0	8	0
S. George	1	0	18	18.0	18	0
Rolle	1	0	23	23.0	23	0
Sidney	1	0	4	4.0	4	0
Thigpen	1	0	21	21.0	21	0
<b>Titans</b>	<b>40</b>	<b>17</b>	<b>358</b>	<b>9.0</b>	<b>65t</b>	<b>1</b>
<b>Opponents</b>	<b>45</b>	<b>22</b>	<b>335</b>	<b>7.4</b>	<b>32</b>	<b>0</b>

KICKOFF RETURNS	No	Yds	Avg	Lg	TD
Mason	41	805	19.6	41	0
Preston TM	5	119	23.8	29	0
S. George	4	63	15.8	22	0
Byrd	2	16	8.0	9	0
Kent	2	24	12.0	13	0
Neal	2	15	7.5	14	0
<b>Titans</b>	<b>56</b>	<b>1042</b>	<b>18.6</b>	<b>41</b>	<b>0</b>
<b>Opponents</b>	<b>76</b>	<b>1596</b>	<b>21.0</b>	<b>99t</b>	<b>2</b>

FIELD GOALS	1-19	20-29	30-39	40-49	50+
Del Greco	1/1	8/8	7/9	4/6	1/1
<b>Titans</b>	<b>1/1</b>	<b>8/8</b>	<b>7/9</b>	<b>4/6</b>	<b>1/1</b>
<b>Opponents</b>	<b>0/0</b>	<b>4/4</b>	<b>4/7</b>	<b>6/9</b>	<b>1/2</b>

**Del Greco:** (50G, 33G) (35G, 44N) (44G, 48G) (21G, 22G, 28G) (1) (42N, 19G) (27G) (33N) (26G) (1) (27G, 31G, 37N) (39G, 33G) (1) (38G, 27G, 43N) (30G, 20G) (42G)

**Opponents:** (33G, 38G) (41G) (42G) (39G) (44G, 46G, 50G) (24G, 42G) (54N, 38N) (43N, 46G) (32N) (44N, 24G) (1) (21G, 27G) (32N, 45N) (32G) (1) (1)

**SACKS**  
 Kearse 14.5, Robinson 6.0, Ford 5.5, Thornton 4.5, Fisk 4.0, Holmes 4.0, Bowden 3.5, Evans 3.5, Rolle 3.0, Bishop 2.5, Jones 1.0, Frederick 0.5, Jackson 0.5, Robertson 0.5, Wortham 0.5

**Titans 54.0, Opponents 25.0**

**TACKLES (Solo-Assists-Total)**  
 Bishop (80-33-113), Robinson (84-49-113), Robertson (64-28-92), Kearse (59-26-85), Bowden (54-27-81), Wortham (50-31-81), Fisk (41-39-80), Rolle (57-13-70), Walker (47-9-56), Evans (26-28-54), Ford (26-15-41), Phenix (32-7-39), Sidney (34-5-39), Holmes (20-18-38), Thornton (23-10-33), Killens (13-12-25), Jackson (18-4-22), Colman (12-9-21), Jones (12-7-19), Dorsett (10-1-11), Frederick (2-8-10), Salave'a (4-6-10), Mitchell (6-1-7), McCullough (3-0-3)

**Team Totals: 760-383-1143**

### USUAL STARTING LINEUP

**OFFENSE**  
 WR Kevin Dyson (87)  
 LT Brad Hopkins (72)  
**LG Bruce Matthews (74)**  
 C Kevin Long (60)  
 RG Benji Olson (75)  
 RT Jon Runyan (69)  
**TE Frank Wycheck (89)**  
 WR Yancey Thigpen (82)  
 QB Steve McNair (9)  
**RB Eddie George (27)**  
 FB Lorenzo Neal (41)

**DEFENSE**  
**LE Jevon Kearse (90)**  
 LT Josh Evans (91)  
 RT Jason Fisk (97)  
 RE Kenny Holmes (99)  
 LLB Eddie Robinson (55)  
 MLB Barron Wortham (80)  
 RLB Joe Bowden (58)  
 LCB Denard Walker (25)  
 RCB Samari Rolle (21)  
 SS Blaine Bishop (23)  
 FS Marcus Robertson (31)

**SPECIALISTS**  
 K Al Del Greco (3)  
 P Craig Hentrich (15)

**Pro Bowl**  
 All-Pro

**GM:** Floyd Reese; **Head Coach:** Jeff Fisher  
**Asst. Coaches:** George Henshaw (asst. head coach/run game), Les Steckel (off. coord.), Gregg Williams (def. coord.), Bart Andrus (QB), O'Neill Gilbert (LB), Jerry Gray (DB), Alan Lowry (ST), Mike Munchak (OL), Jim Schwartz (def. asst.), Sherman Smith (RB), Steve Walters (WR), Jim Washburn (DL), Steve Watterson (strength & rehab.)

### AMERICAN FOOTBALL CONFERENCE STANDINGS

AFC EAST	W	L	T	Pct
Indianapolis	13	3	0	.813
* Buffalo	11	5	0	.688
* Miami	9	7	0	.563
N.Y. Jets	8	8	0	.500
New England	8	8	0	.500
AFC CENTRAL	W	L	T	Pct
Jacksonville	14	2	0	.875
* Tennessee	13	3	0	.813
Baltimore	8	8	0	.500
Pittsburgh	6	10	0	.375
Cincinnati	4	12	0	.250
Cleveland	2	14	0	.125
AFC WEST	W	L	T	Pct
Seattle	9	7	0	.563
Kansas City	9	7	0	.563
Oakland	8			

# 1998 SEASON (8-8 REGULAR SEASON, 0-0 PLAYOFFS) • 2ND PLACE AFC CENTRAL

DATE	OPPONENT	SCORE	W/L	ATT
Sep. 6	at Cincinnati	23-14	W	55,848
Sep.13	SAN DIEGO	7-13	L	41,089
Sep. 20	at New England	16-27	L	59,973
Sep. 27	JACKSONVILLE	22-27	L	34,656
Oct. 4	BYE			
Oct. 11	at Baltimore	12-8	W	68,561
Oct. 18	CINCINNATI	44-14	W	33,288
Oct. 25	CHICAGO	20-23	L	40,089
Nov. 1	at Pittsburgh	41-31	W	58,222
Nov. 8	at Tampa Bay	31-22	W	65,054
Nov. 15	PITTSBURGH	23-14	W	41,104
Nov. 22	NY JETS	3-24	L	37,084
Nov. 29	at Seattle	18-20	L	59,048
Dec. 6	BALTIMORE	16-14	W	31,124
Dec. 13	at Jacksonville	16-13	W	65,657
Dec. 20	at Green Bay	22-30	L	59,888
Dec. 26	MINNESOTA	16-26	L	41,121

\* Overtime

	TITANS	OPP
<b>Total First Downs</b>	<b>308</b>	<b>279</b>
Rushing	118	81
Passing	171	170
Penalty	19	28
3rd Down: Made/Att	84/210	76/201
3rd Down Pct.	40.0	37.8
4th Down: Made/Att	4/11	3/16
4th Down Pct.	36.4	18.8
<b>Possession Avg.</b>	<b>31:41</b>	<b>28:20</b>
<b>Total Net Yards</b>	<b>5261</b>	<b>5121</b>
Avg. Per Game	328.8	320.1
Total Plays	1016	955
Avg. Per Play	5.2	5.4
<b>Net Yards Rushing</b>	<b>1970</b>	<b>1610</b>
Avg. Per Game	123.1	100.6
Total Rushes	462	414
<b>Net Yards Passing</b>	<b>3291</b>	<b>3511</b>
Avg. Per Game	205.7	219.4
Sacked/Yards Lost	35/191	30/172
Gross Yards	3482	3683
Att./Comp.	519/305	511/319
Completion Pct.	58.8	62.4
Had Intercepted	10	12
<b>Punts/Average</b>	<b>69/47.2</b>	<b>74/43.1</b>
<b>Net Punting Avg.</b>	<b>69/39.2</b>	<b>74/37.2</b>
<b>Penalties/Yards</b>	<b>126/1135</b>	<b>93/704</b>
<b>Fumbles/Ball Lost</b>	<b>25/9</b>	<b>11/7</b>
<b>Touchdowns</b>	<b>32</b>	<b>34</b>
Rushing	12	9
Passing	16	24
Returns	4	1

BY PERIODS	1	2	3	4	OT	PTS
Oilers	54	112	71	93	0	380
Opponents	58	69	87	106	0	320

SCORING	TD	RU	PA	RT	PAT	FG	S	TP
Del Greco	0	0	0	0	28/28	36/39	0	136
E. George	6	5	1	0			0	38
McNair	4	4	0	0			0	24
Davis	3	0	3	0			0	18
Mason	3	0	3	0			0	18
Thigpen	3	0	3	0			0	18
Bowden	2	0	0	2			0	12
Dyson	2	0	2	0			0	12
Harris	2	0	2	0			0	12
Thomas	2	2	0	0			0	12
Wycheck	2	0	2	0			0	12
Archie	1	1	0	0			0	6
Marts	1	0	0	1			0	6
Roan	1	0	0	1			0	6
Hentrich	0	0	0	0	0/0	0/1	0	0
<b>Oilers</b>	<b>32</b>	<b>12</b>	<b>16</b>	<b>4</b>	<b>28/28</b>	<b>36/40</b>	<b>0</b>	<b>330</b>
<b>Opponents</b>	<b>34</b>	<b>9</b>	<b>24</b>	<b>1</b>	<b>29/29</b>	<b>25/30</b>	<b>2</b>	<b>320</b>

2-Pt Conversions: E. George, Oilers 1-4, Opponents 4-5

RUSHING	No	Yds	Avg	Lg	TD
E. George	348	1294	3.7	37t	5
McNair	77	559	7.3	71t	4
Thomas	24	100	4.2	21	2
Archie	6	24	4.0	20	1
Dyson	1	4	4.0	4	0
Stepnoski	1	0	0.0	0	0
Hentrich	1	-1	-1.0	-1	0
Krieg	3	-1	-3	0	0

PASSING	Att	Cmp	Pct	Yards	Yds/Att	TD	Int	Lg	Sk/Yds	Rating
McNair	492	289	58.7	3228	6.56	15	10	47	33/176	80.1
Krieg	21	12	57.1	199	9.48	0	0	55	2/15	89.2
S. Matthews	3	2	66.7	24	8.00	0	0	13	0/0	91.0
Archie	2	1	50.0	18	9.00	1	0	18t	0/0	120.8
Hentrich	1	1	100.0	13	13.00	0	0	13	0/0	118.8
<b>Oilers</b>	<b>519</b>	<b>305</b>	<b>58.8</b>	<b>3482</b>	<b>6.71</b>	<b>16</b>	<b>10</b>	<b>55</b>	<b>35/191</b>	<b>81.3</b>
<b>Opponents</b>	<b>511</b>	<b>319</b>	<b>62.4</b>	<b>3683</b>	<b>7.21</b>	<b>24</b>	<b>12</b>	<b>76t</b>	<b>30/172</b>	<b>90.0</b>

Sanders	1	-9	-9.0	-9	0
<b>Oilers</b>	<b>462</b>	<b>1970</b>	<b>4.3</b>	<b>71t</b>	<b>12</b>
<b>Opponents</b>	<b>414</b>	<b>1610</b>	<b>3.9</b>	<b>66</b>	<b>9</b>

RECEIVING	No	Yds	Avg	Lg	TD
Wycheck	70	768	11.0	38	2
Harris	43	412	9.6	32	2
Thigpen	38	493	13.0	55	3
E. George	37	310	8.4	29	1
Davis	32	461	14.4	38	3
Mason	25	333	13.3	47	3
Dyson	21	263	12.5	45t	2
Roan	13	93	7.2	16	0
Byrd	6	71	11.8	18	0
Thomas	6	55	9.2	20	0
Sanders	5	136	27.2	46	0
Archie	5	25	5.0	7	0
Kent	4	62	15.5	23	0
<b>Oilers</b>	<b>305</b>	<b>3482</b>	<b>11.4</b>	<b>55</b>	<b>16</b>
<b>Opponents</b>	<b>319</b>	<b>3683</b>	<b>11.5</b>	<b>76t</b>	<b>24</b>

INTERCEPTIONS	No	Yds	Avg	Lg	TD
Lewis	4	40	10.0	33	0
D. Walker	2	6	3.0	6	0
Marts	1	27	27.0	27t	1
Bishop	1	13	13.0	13	0
Robinson	1	11	11.0	11	0
Bowden	1	1	1.0	1t	1
Jackson	1	0	0.0	0	0
Robertson	1	0	0.0	0	0
<b>Oilers</b>	<b>12</b>	<b>98</b>	<b>8.2</b>	<b>33</b>	<b>2</b>
<b>Opponents</b>	<b>10</b>	<b>88</b>	<b>8.8</b>	<b>34</b>	<b>1</b>

PUNTING	No	Yds	Avg	Net	TB	In	Lg	B
Hentrich	69	3258	47.2	39.2	11	18	71	0
<b>Oilers</b>	<b>69</b>	<b>3258</b>	<b>47.2</b>	<b>39.2</b>	<b>11</b>	<b>18</b>	<b>71</b>	<b>0</b>
<b>Opponents</b>	<b>74</b>	<b>3190</b>	<b>43.1</b>	<b>37.2</b>	<b>8</b>	<b>25</b>	<b>67</b>	<b>1</b>

PUNT RETURNS	No	FC	Yds	Avg	Lg	TD
Mason	31	11	228	7.4	25	0
Archie	7	6	52	7.4	22	0
<b>Oilers</b>	<b>38</b>	<b>17</b>	<b>280</b>	<b>7.4</b>	<b>25</b>	<b>0</b>
<b>Opponents</b>	<b>34</b>	<b>16</b>	<b>332</b>	<b>9.8</b>	<b>43</b>	<b>0</b>

KICKOFF RETURNS	No	Yds	Avg	Lg	TD
Mason	42	913	21.7	50	0
Archie	8	154	19.3	26	0
Thomas	3	64	21.3	39	0
Harris	1	3	3.0	3	0
Roan	1	4	4.0	11	0
Wycheck	1	10	10.0	10	0
<b>Oilers</b>	<b>56</b>	<b>1148</b>	<b>20.5</b>	<b>50</b>	<b>0</b>
<b>Opponents</b>	<b>55</b>	<b>1114</b>	<b>20.3</b>	<b>47</b>	<b>0</b>

FIELD GOALS	1-19	20-29	30-39	40-49	50+
Del Greco	1/1	8/8	15/15	12/15	0/0
Hentrich	0/0	0/0	0/0	0/1	0/0
<b>Oilers</b>	<b>1/1</b>	<b>8/8</b>	<b>15/15</b>	<b>12/16</b>	<b>0/0</b>
<b>Opponents</b>	<b>1/1</b>	<b>7/7</b>	<b>7/10</b>	<b>9/9</b>	<b>1/3</b>

**Del Greco:** (38G, 31G, 48G, 47G) () (34G, 26G, 45G) (34G, 32G, 32G) (26G, 42N, 29G) (35G, 38G, 42G) (29G, 19G) (43N, 32G) (45G, 41N) (46G, 24G, 22G) (34G) (26G, 30G, 43G, 42G) (48G, 48G, 34G) (28G, 30G, 41G) () (36G, 33G, 45G)  
**Hentrich:** () () () () () (49B) () () () () () () () () ()  
**Opponents:** () (48G, 23G, 51N) (43G, 41G) (18G, 36G) (21G, 45G) () (39G, 26G, 34N, 33G) (52N) (46G, 30G, 24G) (36B) (39N, 43G) (50G, 48G) () (21G, 29G) (38G, 40G, 40G) (39G, 23G, 39G)

**SACKS**  
Marts 4.0, Evans 3.5, Robinson 3.5, Bishop 3.0, Holmes 2.5, Cook 2.0, Lyons 2.0, Rolle 2.0, Bowden 1.5, Ford 1.5, Jackson 1.5, Lewis 1.0, Salave'a 1.0, G. Walker 1.0  
**Oilers 30.0, Opponents 35.0**

**TACKLES (Solo-Assists-Total)**  
Bowden (88-57-145), Robinson (80-58-139), Bishop (74-42-116), D. Walker (71-20-91), Marts (52-33-85), Lewis (62-19-81), G. Walker (47-31-78), Robertson (46-29-75), Jackson (48-24-72), Evans (31-23-54), Lyons (25-22-47), Holmes (21-25-46), Ford (22-17-39), Rolle (22-8-30), Phenix (17-11-28), Cook (16-10-26), Robertson (10-15-25), Sidney (17-2-19), Salave'a (11-3-14), Wortham (5-4-9), Dorsett (4-4-8), Killens (4-5-9), Jones (1-1-2), McCullough (1-0-1), Stallings (0-1-1), Sutton (1-0-1)  
**Team Totals: 776-465-1241**

### USUAL STARTING LINEUP

**OFFENSE**  
WR Willie Davis (84)  
LT Brad Hopkins (72)  
**LG Bruce Matthews (74)**  
C Mark Stepnoski (53)  
RG Jason Layman (66)  
RT Jon Runyan (75)  
TE Jackie Harris (88)  
WR Yancey Thigpen (82)  
QB Steve McNair (9)  
**RB Eddie George (27)**  
**TE Frank Wycheck (89)**

**DEFENSE**  
LE Pratt Lyons (98)  
LT Gary Walker (96)  
RT Henry Ford (92)  
RE James Roberson (90)  
LLB Lonnie Marts (51)  
MLB Joe Bowden (58)  
RLB Eddie Robinson (55)  
LCB Denard Walker (25)  
RCB Darryll Lewis (29)  
SS Blaine Bishop (23)  
FS Marcus Robertson (31)

**SPECIALISTS**  
K Al Del Greco (3)  
**P Craig Hentrich (15)**

**Pro Bowl**  
All-Pro

**GM:** Floyd Reese; **Head Coach:** Jeff Fisher  
**Asst. Coaches:** Les Steckel (off. coord.), Gregg Williams (def. coord.), Bart Andrus (off. asst./QB), Greg Brown (DB), O'Neill Gilbert (LB), Jerry Gray (def. asst./nickel), George Henshaw (off. line/TE), Alan Lowry (WR), Mike Munchak (OL), Rex Norris (DL), Russ Purnell (ST), Sherman Smith (RB), Steve Watterson (strength & rehab.)

### AMERICAN FOOTBALL CONFERENCE STANDINGS

AFC EAST	W	L	T	Pct
N.Y. Jets	12	4	0	.625
* Miami	10	6	0	.625
* Buffalo	10	6	0	.625
* New England	9	7	0	.563
Indianapolis	3	13	0	.188
AFC CENTRAL	W	L	T	Pct
Jacksonville	11	5	0	.688
<b>Tennessee</b>	<b>8</b>	<b>8</b>	<b>0</b>	<b>.500</b>
Pittsburgh	7	9	0	.438
Baltimore	6	10	0	.375
Cincinnati	3	13	0	.188
AFC WEST	W	L	T	Pct
Denver	14	2	0	.875
Oakland	8	8	0	.500
Seattle	8	8	0	.500
Kansas City	7	9	0	.438
San Diego	5	11	0	.313

### NATIONAL FOOTBALL CONFERENCE STANDINGS

NFC EAST	W	L	T	Pct
Dallas	10	6	0	.625
* Arizona	9	7	0	.563
N.Y. Giants	8	8	0	.500
Washington	6	10	0	.375
Philadelphia	3	13	0	.188
NFC CENTRAL	W	L	T	Pct
Minnesota	15	1	0	.938
* Green Bay	11	5	0	.688
Tampa Bay	8	8	0	.500
Detroit	5	11	0	.313
Chicago	4	12	0	.250
NFC WEST	W	L	T	Pct
Atlanta	14	2	0	.875
* San Francisco	12	4	0	.750
New Orleans	6	10	0	.375
Carolina	4	12	0	.250
St. Louis	4	12	0	.250

\* Wild Card for Playoffs

# 1997 SEASON (8-8 REGULAR SEASON, 0-0 PLAYOFFS) • 3RD PLACE AFC CENTRAL

DATE	OPPONENT	SCORE	W/L	ATT
Aug. 31	OAKLAND	24-21*	W	30,171
Sep. 7	at Miami	13-16*	L	64,439
Sep. 14	BYE			
Sep. 21	BALTIMORE	10-36	L	17,737
Sep. 28	at Pittsburgh	24-37	L	57,507
Oct. 5	at Seattle	13-16	L	49,897
Oct. 12	CINCINNATI	30-7	W	17,071
Oct. 19	WASHINGTON	28-14	W	31,042
Oct. 26	at Arizona	41-14	W	44,030
Nov. 2	JACKSONVILLE	24-30	L	27,208
Nov. 9	NY GIANTS	10-6	W	26,744
Nov. 16	at Jacksonville	9-17	L	70,070
Nov. 23	BUFFALO	31-14	W	23,571
Nov. 27	at Dallas	27-14	W	63,421
Dec. 4	at Cincinnati	14-41	L	49,086
Dec. 14	at Baltimore	19-21	L	60,558
Dec. 21	PITTSBURGH	16-6	W	50,677

	TITANS	OPP
<b>Total First Downs</b>	<b>288</b>	<b>292</b>
Rushing	130	79
Passing	136	193
Penalty	22	20
3rd Down: Made/Att	92/219	80/205
3rd Down Pct.	42.0	39.0
4th Down: Made/Att	9/14	9/20
4th Down Pct.	64.3	45.0
<b>Possession Avg.</b>	<b>31:27</b>	<b>28:33</b>
<b>Total Net Yards</b>	<b>4919</b>	<b>5231</b>
Avg. Per Game	307.4	326.9
Total Plays	993	992
Avg. Per Play	5.0	5.3
<b>Net Yards Rushing</b>	<b>2414</b>	<b>1573</b>
Avg. Per Game	150.9	98.3
Total Rushes	541	414
<b>Net Yards Passing</b>	<b>2505</b>	<b>3658</b>
Avg. Per Game	156.6	228.6
Sacked/Yards Lost	32/199	35/240
Gross Yards	2704	3898
Att./Comp.	420/220	543/321
Completion Pct.	52.4	59.1
Had Intercepted	13	14
<b>Punts/Average</b>	<b>74/41.6</b>	<b>69/43.6</b>
<b>Net Punting Avg.</b>	<b>74/35.3</b>	<b>69/38.0</b>
<b>Penalties/Yards</b>	<b>103/814</b>	<b>94/830</b>
<b>Fumbles/Ball Lost</b>	<b>31/13</b>	<b>32/18</b>
<b>Touchdowns</b>	<b>36</b>	<b>35</b>
Rushing	17	12
Passing	15	21
Returns	4	2

BY PERIODS	1	2	3	4	OT	PTS
Oilers	74	107	55	94	3	333
Opponents	54	93	77	83	3	310

SCORING	TD	RU	PA	RT	PAT	FG	S	TP
Del Greco	0	0	0	0	32/32	27/35	0	113
McNair	8	8	0	0	0	0	0	48
E. George	7	6	1	0	0	0	0	44
Wycheck	4	0	4	0	0	0	0	25
Davis	4	0	4	0	0	0	0	24
Sanders	3	0	3	0	0	0	0	18
Thomas	3	3	0	0	0	0	0	18
Robertson	2	0	0	2	0	0	0	12
Kent	1	0	1	0	0	0	0	6
D. Lewis	1	0	0	1	0	0	0	6
Norgard	1	0	1	0	0	0	0	6
Russell	1	0	1	0	0	0	0	6
D. Walker	1	0	0	1	0	0	0	6
<b>Oilers</b>	<b>36</b>	<b>17</b>	<b>15</b>	<b>7</b>	<b>32/32</b>	<b>27/35</b>	<b>0</b>	<b>333</b>
<b>Opponents</b>	<b>35</b>	<b>12</b>	<b>21</b>	<b>2</b>	<b>34/34</b>	<b>22/30</b>	<b>0</b>	<b>310</b>

2-Pt Conversions: E. George, Wycheck,  
Oilers 2-4, Opponents 0-1

RUSHING	No	Yds	Avg	Lg	TD
E. George	357	1399	3.9	30	6
McNair	101	674	6.7	47	8
Thomas	67	310	4.6	25t	3
Harmon	8	30	3.8	14	0
Roby	1	12	12.0	12	0
Ritchey	1	6	6.0	6	0
Krieg	4	-2	-0.5	0	0
Mason	1	-7	-7.0	-7	0
Sanders	1	-8	-8.0	-8	-
<b>Oilers</b>	<b>541</b>	<b>2414</b>	<b>4.5</b>	<b>47</b>	<b>17</b>
<b>Opponents</b>	<b>414</b>	<b>1573</b>	<b>3.8</b>	<b>77t</b>	<b>12</b>

PASSING	Att	Cmp	Pct	Yards	Yds/Att	TD	Int	Lg	Sk/Yds	Rating
McNair	415	216	52.0	2665	6.42	14	13	85t	31/190	70.4
Krieg	2	1	50.0	2	1.0	0	0	2	0/0	56.3
Ritchey	2	2	100.0	15	7.5	0	0	11	1/9	97.9
Davis	1	1	100.0	22	22.0	1	0	22t	0/0	158.3
<b>Oilers</b>	<b>420</b>	<b>220</b>	<b>52.4</b>	<b>2704</b>	<b>6.44</b>	<b>15</b>	<b>13</b>	<b>55t</b>	<b>32/199</b>	<b>71.6</b>
<b>Opponents</b>	<b>543</b>	<b>321</b>	<b>59.1</b>	<b>3898</b>	<b>7.18</b>	<b>21</b>	<b>14</b>	<b>59t</b>	<b>35/240</b>	<b>83.4</b>

RECEIVING	No	Yds	Avg	Lg	TD
Wycheck	63	748	11.9	42	4
Davis	43	564	13.1	46	4
Sanders	31	498	16.1	55t	3
Harmon	16	189	11.8	27	0
Mason	14	186	13.3	38	0
Thomas	14	111	7.9	22	0
Roan	12	159	13.3	26	0
Russell	12	141	11.8	23	1
E. George	7	44	6.3	15	1
Kent	6	55	9.2	19	1
R. Lewis	1	7	7.0	7	0
Norgard	1	2	2.0	2t	1
<b>Oilers</b>	<b>220</b>	<b>2704</b>	<b>12.3</b>	<b>55t</b>	<b>15</b>
<b>Opponents</b>	<b>321</b>	<b>3898</b>	<b>12.1</b>	<b>59t</b>	<b>21</b>

INTERCEPTIONS	No	Yds	Avg	Lg	TD
Robertson	5	127	25.4	48	0
D. Lewis	5	115	23.0	47t	1
D. Walker	2	53	26.5	39t	1
R. Jones	1	24	24.0	24	0
Bowden	1	9	9.0	9	0
Bishop	0	0	0.0	0	0
<b>Oilers</b>	<b>14</b>	<b>328</b>	<b>23.4</b>	<b>48</b>	<b>2</b>
<b>Opponents</b>	<b>13</b>	<b>48</b>	<b>3.7</b>	<b>24</b>	<b>0</b>

PUNTING	No	Yds	Avg	Net	TB	In	Lg	B
Roby	73	3049	41.8	35.6	1	25	59	0
Del Greco	1	32	32.0	12.0	1	0	32	0
<b>Oilers</b>	<b>74</b>	<b>3081</b>	<b>41.6</b>	<b>35.3</b>	<b>2</b>	<b>25</b>	<b>59</b>	<b>0</b>
<b>Opponents</b>	<b>69</b>	<b>3007</b>	<b>43.6</b>	<b>38.0</b>	<b>7</b>	<b>22</b>	<b>64</b>	<b>0</b>

PUNT RETURNS	No	FC	Yds	Avg	Lg	TD
Gray	17	10	144	8.5	30	0
Mason	13	3	95	7.3	29	0
Archie	1	0	5	5.0	5	0
Robertson	1	0	0	0.0	0	0
<b>Oilers</b>	<b>32</b>	<b>13</b>	<b>244</b>	<b>7.6</b>	<b>30</b>	<b>0</b>
<b>Opponents</b>	<b>36</b>	<b>23</b>	<b>430</b>	<b>11.9</b>	<b>52</b>	<b>0</b>

KICKOFF RETURNS	No	Yds	Avg	Lg	TD
Mason	26	551	21.2	54	0
Thomas	17	346	20.4	33	0
Gray	8	185	23.1	33	0
Archie	2	24	12.0	15	0
Roan	2	20	10.0	12	0
Harmon	1	16	16.0	16	0
Layman	1	5	5.0	5	0
Wycheck	1	3	3.0	3	0
<b>Oilers</b>	<b>58</b>	<b>1150</b>	<b>19.8</b>	<b>54</b>	<b>0</b>
<b>Opponents</b>	<b>71</b>	<b>1528</b>	<b>21.5</b>	<b>51</b>	<b>0</b>

FIELD GOALS	1-19	20-29	30-39	40-49	50+
Del Greco	2/2	6/6	10/11	7/14	2/2
<b>Oilers</b>	<b>2/2</b>	<b>6/6</b>	<b>10/11</b>	<b>7/14</b>	<b>2/2</b>
<b>Opponents</b>	<b>0/0</b>	<b>7/9</b>	<b>8/9</b>	<b>7/11</b>	<b>0/1</b>

**Del Greco:** (30G, 37G, 33G) (24G, 37G, 43N) (45G, 41N) (43N, 37G, 47G, 26G) (37G, 43G) (40N, 47G, 45G, 19G) ( ) (52G, 42G) (33N, 36G, 41N) (31G, 44N) (41N, 35G) (51G) (29G, 19G) ( ) (25G, 40G) (34G, 29G, 26G)

**Opponents:** (46N) (25N, 23G, 22G, 29G) (38G, 46N, 42G, 49G, 34G, 36G) (48N, 48G, 25G, 44G) (38G) ( ) (43N) ( ) (30G, 30G, 37G) (42G, 40G) (23G) (36B) ( ) (26G, 40G) (50B, 27B) (23G, 36G)

**SACKS**  
Holmes 7.0, G. Walker 7.0, Ford 5.0, Bowden 2.5, Lyons 2.5, Evans 2.0, Hall 2.0, Robertson 2.0, Bishop 1.5, S. Jackson 1.0, L. Jones 1.0, Marts 1.0, Stewart 0.5  
**Oilers 35.0, Opponents 32.0**

**TACKLES (Solo-Assists-Total)**  
Wortham (61-36-97), Bowden (53-31-84), Bishop 68-14-82), D. Walker (56-12-68), Robertson (44-18-62), Lewis (48-11-59), Ford (38-12-50), Marts 39-11-50), G. Walker 31-13-44), Jackson (34-7-41), Cook (25-8-33), Holmes (28-5-33), Stewart (26-6-32), Evans (23-3-26), L. Jones (21-5-26), Robertson (16-9-25), Lyons (12-8-20), Barnes (9-2-11), Dorsett (5-3-8), Hall (6-2-8), Robinson (7-1-8), McCullough (4-0-4), Halapin (3-0-3), R. Jones (2-0-2), Killens (1-0-1), Thomas (1-0-1)  
**Team Totals: 661-217-878**

### USUAL STARTING LINEUP

**OFFENSE**  
WR Chris Sanders (81)  
LT Brad Hopkins (72)  
**LG Bruce Matthews (74)**  
C Mark Stepanoski (53)  
RG Kevin Donnalley (77)  
RT Jon Runyan (75)  
TE Frank Wycheck (88)  
WR Willie Davis (84)  
QB Steve McNair (9)  
**RB Eddie George (27)**  
HB Michael Roan (80)

**DEFENSE**  
LE Anthony Cook (78)  
LT Gary Walker (96)  
RT Henry Ford (92)  
RE James Roberson (90)  
LLB Joe Bowden (58)  
MLB Barron Wortham (52)  
RLB Lonnie Marts (56)  
LCB Denard Walker (25)  
RCB Darryll Lewis (29)  
**SS Blaine Bishop (23)**  
FS Marcus Robertson (31)

**SPECIALISTS**  
K Al Del Greco (3)  
P Reggie Roby (7)

**Pro Bowl**  
All-Pro

**GM:** Floyd Reese; **Head Coach:** Jeff Fisher  
**Asst. Coaches:** Les Steckel (off. coord./QB), Gregg Williams (def. coord.), Bart Andrus (off. asst./qual. control), Greg Brown (DB), O'Neill Gilbert (LB), Jerry Gray (def. asst./qual. control), George Henshaw (off. line/TE), Alan Lowry (WR), Mike Munchak (OL), Rex Norris (DL), Russ Purnell (ST), Sherman Smith (RB), Steve Watterson (strength & rehab.)

### AMERICAN FOOTBALL CONFERENCE STANDINGS

AFC EAST	W	L	T	Pct
New England	10	6	0	.625
* Miami	9	7	0	.563
N.Y. Jets	9	7	0	.563
Buffalo	6	10	0	.375
Indianapolis	3	13	0	.188
AFC CENTRAL	W	L	T	Pct
Pittsburgh	11	5	0	.688
* Jacksonville	11	5	0	.688
<b>Tennessee</b>	<b>8</b>	<b>8</b>	<b>0</b>	<b>.500</b>
Cincinnati	7	9	0	.438
Baltimore	6	9	1	.406
AFC WEST	W	L	T	Pct
Kansas City	13	3	0	.813
* Denver	12	4	0	.750
Seattle	8	8	0	.500
Oakland	4	12	0	.250
San Diego	4	12	0	.250

### NATIONAL FOOTBALL CONFERENCE STANDINGS

NFC EAST	W	L	T	Pct
N.Y. Giants	10	5	1	.656
Washington	8	7	1	.531
Philadelphia	6	9	1	.406
Dallas	6	10	0	.375
Arizona	4	12	0	.250
NFC CENTRAL	W	L	T	Pct
Green Bay	13	3	0	.813
* Tampa Bay	10	6	0	.625
* Detroit	9	7	0	.563
* Minnesota	9			

# 1996 SEASON (8-8 REGULAR SEASON, 0-0 PLAYOFFS) • 3RD PLACE AFC CENTRAL (TIED)

DATE	OPPONENT	SCORE	W/L	ATT
Sep. 1	KANSAS CITY	19-20	L	27,725
Sep. 8	at Jacksonville	34-27	W	66,468
Sep. 15	BALTIMORE	29-13	W	20,082
Sep. 22	BYE			
Sep. 29	at Pittsburgh	16-30	L	58,608
Oct. 6	at Cincinnati	30-27*	W	44,680
Oct. 13	at Atlanta	23-13	W	35,401
Oct. 20	PITTSBURGH	23-13	W	50,337
Oct. 27	SAN FRANCISCO	9-10	L	53,664
Nov. 3	at Seattle	16-23	L	36,320
Nov. 10	at New Orleans	31-14	W	34,121
Nov. 17	MIAMI	20-23	L	47,358
Nov. 24	CAROLINA	6-31	L	20,107
Dec. 1	at NY Jets	35-10	W	21,731
Dec. 8	JACKSONVILLE	17-23	L	20,196
Dec. 15	CINCINNATI	13-21	L	15,131
Dec. 22	at Baltimore	24-21	W	52,704

	TITANS	OPP
<b>Total First Downs</b>	<b>287</b>	<b>271</b>
Rushing	110	78
Passing	157	169
Penalty	20	24
3rd Down: Made/Att	79/206	70/199
3rd Down Pct.	38.3	35.2
4th Down: Made/Att	7/11	4/12
4th Down Pct.	63.6	33.3
<b>Possession Avg.</b>	<b>32:02</b>	<b>27:58</b>
<b>Total Net Yards</b>	<b>5048</b>	<b>4610</b>
Avg. Per Game	315.5	288.1
Total Plays	972	956
Avg. Per Play	5.2	4.8
<b>Net Yards Rushing</b>	<b>1950</b>	<b>1385</b>
Avg. Per Game	121.9	86.6
Total Rushes	475	397
<b>Net Yards Passing</b>	<b>3098</b>	<b>3225</b>
Avg. Per Game	193.6	201.6
Sacked/Yards Lost	34/198	35/242
Gross Yards	3296	3467
Att./Comp.	463/272	524/312
Completion Pct.	58.7	59.5
Had Intercepted	15	12
<b>Punts/Average</b>	<b>68/43.7</b>	<b>75/41.0</b>
<b>Net Punting Avg.</b>	<b>68/38.0</b>	<b>75/35.1</b>
<b>Penalties/Yards</b>	<b>91/812</b>	<b>88/672</b>
<b>Fumbles/Ball Lost</b>	<b>26/15</b>	<b>29/14</b>
<b>Touchdowns</b>	<b>35</b>	<b>35</b>
Rushing	12	5
Passing	22	24
Returns	1	6

BY PERIODS	1	2	3	4	OT	PTS
Oilers	105	79	67	91	3	345
Opponents	64	78	48	129	0	319

SCORING	TD	RU	PA	RT	PAT	FG	S	TP
Del Greco	0	0	0	0	35/35	32/38	0	131
George	8	8	0	0			0	48
Davis	6	0	6	0			0	36
Wycheck	6	0	6	0			0	36
Sanders	4	0	4	0			0	24
Harmon	3	1	2	0			0	18
McNair	2	2	0	0			0	12
Russell	2	0	2	0			0	12
Floyd	1	0	1	0			0	6
D. Lewis	1	0	0	1			0	6
Norgard	1	0	1	0			0	6
Thomas	1	1	0	0			0	6
Jackson	0	0	0	0			1	2
Team	0	0	0	0			1	2
<b>Oilers</b>	<b>35</b>	<b>12</b>	<b>22</b>	<b>1</b>	<b>35/35</b>	<b>32/38</b>	<b>2</b>	<b>345</b>
<b>Opponents</b>	<b>35</b>	<b>5</b>	<b>24</b>	<b>6</b>	<b>32/32</b>	<b>25/33</b>	<b>0</b>	<b>319</b>

2-Pt Conversions: Oilers 0-0, Opponents 1-3

RUSHING	No	Yds	Avg	Lg	TD
George	335	1368	4.1	76	8
McNair	31	169	5.5	24t	2
Thomas	49	151	3.1	24t	1
Harmon	29	131	4.5	25	1
Chandler	28	113	4.0	16	0
Davis	1	15	15.0	15	0
Wycheck	2	3	1.5	3	0
<b>Oilers</b>	<b>475</b>	<b>1950</b>	<b>4.1</b>	<b>76</b>	<b>12</b>
<b>Opponents</b>	<b>397</b>	<b>1385</b>	<b>3.5</b>	<b>26</b>	<b>5</b>

PASSING	Att	Cmp	Pct	Yards	Yds/Att	TD	Int	Lg	Sk/Yds	Rating
Chandler	320	184	57.5	2099	6.56	16	11	63t	25/153	79.7
McNair	143	88	61.5	1197	8.37	6	4	83t	9/45	90.6
<b>Oilers</b>	<b>463</b>	<b>272</b>	<b>58.7</b>	<b>3296</b>	<b>7.12</b>	<b>22</b>	<b>15</b>	<b>83t</b>	<b>34/198</b>	<b>83.0</b>
<b>Opponents</b>	<b>524</b>	<b>312</b>	<b>59.5</b>	<b>3467</b>	<b>6.62</b>	<b>24</b>	<b>12</b>	<b>86t</b>	<b>35/242</b>	<b>85.0</b>

RECEIVING	No	Yds	Avg	Lg	TD
Wycheck	53	511	9.6	29	6
Sanders	48	882	18.4	83t	4
Harmon	42	488	11.6	43	2
Davis	39	464	11.9	49	6
Russell	34	421	12.4	29	2
George	23	182	7.9	17	0
Thomas	13	128	9.8	33	0
Floyd	10	145	14.5	63t	1
R. Lewis	7	50	7.1	18	0
Wilson	2	24	12.0	14	0
Norgard	1	1	1.0	1t	1
<b>Oilers</b>	<b>272</b>	<b>3296</b>	<b>12.1</b>	<b>83t</b>	<b>22</b>
<b>Opponents</b>	<b>312</b>	<b>3467</b>	<b>11.1</b>	<b>86t</b>	<b>24</b>

INTERCEPTIONS	No	Yds	Avg	Lg	TD
D.Lewis	5	103	20.6	53	1
Robertson	4	44	11.0	27	0
Dishman	1	7	7.0	7	0
Bishop	1	6	6.0	6	0
Robinson	1	2	2.0	2	0
<b>Oilers</b>	<b>12</b>	<b>162</b>	<b>13.5</b>	<b>53</b>	<b>1</b>
<b>Opponents</b>	<b>15</b>	<b>222</b>	<b>14.8</b>	<b>42t</b>	<b>3</b>

PUNTING	No	Yds	Avg	Net	TB	In	Lg	B
Roby	67	2973	44.4	38.0	7	25	68	1
<b>Oilers</b>	<b>68</b>	<b>2973</b>	<b>43.7</b>	<b>38.0</b>	<b>7</b>	<b>25</b>	<b>68</b>	<b>1</b>
<b>Opponents</b>	<b>75</b>	<b>3073</b>	<b>41.0</b>	<b>35.1</b>	<b>8</b>	<b>16</b>	<b>62</b>	<b>0</b>

PUNT RETURNS	No	FC	Yds	Avg	Lg	TD
Gray	22	15	205	9.3	40	0
Floyd	7	3	74	10.6	32	0
<b>Oilers</b>	<b>29</b>	<b>18</b>	<b>279</b>	<b>9.6</b>	<b>40</b>	<b>0</b>
<b>Opponents</b>	<b>31</b>	<b>14</b>	<b>251</b>	<b>8.1</b>	<b>46</b>	<b>0</b>

KICKOFF RETURNS	No	Yds	Avg	Lg	TD
Gray	50	1224	24.5	88	0
Thomas	5	80	16.0	35	0
Harmon	4	69	17.3	20	0
Archie	2	24	12.0	13	0
McKeehan	2	6	3.0	6	0
Wycheck	2	5	2.5	5	0
Roan	1	13	13.0	13	0
<b>Oilers</b>	<b>66</b>	<b>1421</b>	<b>21.5</b>	<b>88</b>	<b>0</b>
<b>Opponents</b>	<b>78</b>	<b>1675</b>	<b>21.5</b>	<b>47</b>	<b>0</b>

FIELD GOALS	1-19	20-29	30-39	40-49	50+
Del Greco	0/0	7/7	14/16	10/12	1/3
<b>Oilers</b>	<b>0/0</b>	<b>7/7</b>	<b>14/16</b>	<b>10/12</b>	<b>1/3</b>
<b>Opponents</b>	<b>0/0</b>	<b>6/7</b>	<b>13/16</b>	<b>6/9</b>	<b>0/1</b>

**Del Greco:** (34G, 44G, 33G, 22G, 55N) (32G, 29G) (41G, 44G) (47N) (40G, 32G, 49G) (51N, 27G, 35G, 33G) (22G, 32G, 48G) (38G, 56G, 39G) (35G, 36G, 45G, 37B) (25G) (30G, 33G) (24G, 45G) (44N, 27G) (46G, 34N, 42G) (37G)

**Opponents:** (35G, 43G) (38G, 37G, 31N) (33G, 36G, 36G) (42G, 31G, 40G) (26G, 38N, 29G) (27G) (25G, 35G, 47N, 44G, 23N) (29G, 49G) (39N, 34G, 44G, 29G) (49G) (30G) (51N, 34G, 38G, 31G) (47N) (1)

**SACKS**  
Cook 7.5, Barrow 6.0, Walker 5.5, Young 4.0, Bowden 3.0, Robertson 3.0, Jackson 2.0, Wortham 2.0, Ford 1.0, Mix 1.0

**Oilers 35.0, Opponents 34.0**

**TACKLES (Solo-Assists-Total)**  
Bishop (73-36-109), Barrow (67-39-106), Robertson (57-25-82), Wortham (49-29-78), Bowden (46-27-73), D. Lewis (56-13-69), Dishman (42-15-57), Jackson (36-9-45), Walker (30-15-45), Cook (25-19-44), Ford (24-15-39), Robinson (22-9-31), Young (15-11-26), Roberson (14-12-26), L. Jones (12-2-14), Evans (4-7-11), Mix (6-2-8), Mills (3-5) Stewart (5-0-5), Cole (4-0-4), Barnes (3-1-4), Halapin (2-0-2), Burton (1-0-1), A. Smith (0-1-1)

**Team Totals: 596-289-885**

USUAL STARTING LINEUP	
<b>OFFENSE</b>	
WR	Chris Sanders (81)
LT	Brad Hopkins (72)
<b>LG</b>	<b>Bruce Matthews (74)</b>
<b>C</b>	<b>Mark Stepnoski (53)</b>
RG	Kevin Donnalley (77)
RT	Irv Eatman (75)
TE	Roderick Lewis (88)
WR	Willie Davis (86)
QB	Chris Chandler (12)
	Steve McNair (9)
RB	Eddie George (27)
FB	Frank Wycheck (89)
<b>DEFENSE</b>	
LE	Anthony Cook (78)
LT	Gary Walker (96)
RT	Henry Ford (92)
RE	Robert Young (99)
LLB	Joe Bowden (58)
MLB	Barron Wortham (52)
RLB	Michael Barrow (56)
LCB	Cris Dishman (28)
RCB	Darryll Lewis (29)
<b>SS</b>	<b>Blaine Bishop (23)</b>
FS	Marcus Robertson (31)

**SPECIALISTS**  
K Al Del Greco (3)  
P Reggie Roby (7)

**ADDITIONAL PRO BOWL (SPECIAL TEAMS)**  
John Henry Mills

**Pro Bowl**  
All-Pro

**GM:** Floyd Reese; **Head Coach:** Jeff Fisher  
**Asst. Coaches:** Jerry Rhome (off. coord.), Steve Sidwell (def. coord.), Dick Coury (off. asst./passing game), Alan Lowry (def. asst./qual. control), Mike Munchak (off. asst./qual. control), Rex Norris (DL), Rod Perry (DB), Russ Pur-nell (ST), Warren "Rennie" Simmons (OL), Sherman Smith (RB), Les Steckel (WR/TE), Steve Watterson (strength & rehab.), Gregg Williams (LB)

AMERICAN FOOTBALL CONFERENCE STANDINGS				
<b>AFC EAST</b>	<b>W</b>	<b>L</b>	<b>T</b>	<b>Pct</b>
New England	11	5	0	.688
* Buffalo	10	6	0	.625
* Indianapolis	9	7	0	.563
Miami	8	8	0	.500
N.Y. Jets	1	15	0	.063
<b>AFC CENTRAL</b>	<b>W</b>	<b>L</b>	<b>T</b>	<b>Pct</b>
Pittsburgh	10	6	0	.625
* Jacksonville	9	7	0	.563
Cincinnati	8	8	0	.500
<b>Houston</b>	<b>8</b>	<b>8</b>	<b>0</b>	<b>.500</b>
Baltimore	4	12	0	.250
<b>AFC WEST</b>	<b>W</b>	<b>L</b>	<b>T</b>	<b>Pct</b>
Denver	13	3	0	.813
Kansas City	9	7	0	.563
San Diego	8	8	0	.500
Oakland	7	9	0	.438
Seattle	7	9	0	.438

NATIONAL FOOTBALL CONFERENCE STANDINGS				
<b>NFC EAST</b>	<b>W</b>	<b>L</b>	<b>T</b>	<b>Pct</b>
Dallas	10	6	0	.625
* Philadelphia	10	6	0	.625
Washington	9	7	0	.563
Arizona	7	9	0	.438
N.Y. Giants	6	10	0	.375
<b>NFC CENTRAL</b>	<b>W</b>	<b>L</b>	<b>T</b>	<b>Pct</b>
Green Bay	13	3	0	.813
* Minnesota	9	7	0	.563
Chicago	7	9	0	.438
Tampa Bay	6	10	0	.375
Detroit	5	11	0	.313
<b>NFC WEST</b>	<b>W</b>	<b>L</b>	<b>T</b>	<b>Pct</b>
Carolina	12	4	0	.750
* San Francisco	12	4	0	.750
St. Louis	6	10	0	.375
Atlanta	3	13	0	.188
New Orleans	3	13	0	.188

\* Wild Card for Playoffs

# 1995 SEASON (7-9 REGULAR SEASON, 0-0 PLAYOFFS) • 2ND PLACE AFC CENTRAL (TIED)

DATE	OPPONENT	SCORE	W/L	ATT
Sep. 3	at Jacksonville	10-3	W	72,363
Sep. 10	PITTSBURGH	17-34	L	44,122
Sep. 17	CLEVELAND	7-14	L	36,077
Sep. 24	at Cincinnati	38-28	W	46,332
Oct. 1	JACKSONVILLE	16-17	L	36,346
Oct. 8	at Minnesota	17-23*	L	56,430
Oct. 15	BYE			
Oct. 22	at Chicago	32-35	L	63,545
Oct. 29	TAMPA BAY	19-7	W	31,489
Nov. 5	at Cleveland	37-10	W	57,881
Nov. 12	CINCINNATI	25-32	L	32,998
Nov. 19	at Kansas City	13-20	L	77,576
Nov. 26	DENVER	42-33	W	36,113
Dec. 3	at Pittsburgh	7-21	L	56,013
Dec. 10	DETROIT	17-24	L	35,842
Dec. 17	NY JETS	23-6	W	35,873
Dec. 24	at Buffalo	28-17	W	45,253

	TITANS	OPP
<b>Total First Downs</b>	<b>295</b>	<b>267</b>
Rushing	109	85
Passing	157	157
Penalty	29	25
3rd Down: Made/Att	99/228	71/212
3rd Down Pct.	43.4	33.5
4th Down: Made/Att	7/12	5/15
4th Down Pct.	58.3	33.3
<b>Possession Avg.</b>	<b>32:12</b>	<b>27:48</b>
<b>Total Net Yards</b>	<b>4905</b>	<b>4651</b>
Avg. Per Game	306.6	290.7
Total Plays	1046	983
Avg. Per Play	4.7	4.7
<b>Net Yards Rushing</b>	<b>1664</b>	<b>1526</b>
Avg. Per Game	104.0	95.4
Total Rushes	478	400
<b>Net Yards Passing</b>	<b>3241</b>	<b>3125</b>
Avg. Per Game	202.6	195.3
Sacked/Yards Lost	32/271	30/200
Gross Yards	3512	3325
Att./Comp.	536/314	553/289
Completion Pct.	58.6	52.3
Had Intercepted	18	21
<b>Punts/Average</b>	<b>79/40.3</b>	<b>86/42.4</b>
<b>Net Punting Avg.</b>	<b>79/34.6</b>	<b>86/36.1</b>
<b>Penalties/Yards</b>	<b>98/791</b>	<b>118/962</b>
<b>Fumbles/Ball Lost</b>	<b>36/20</b>	<b>28/17</b>
<b>Touchdowns</b>	<b>38</b>	<b>38</b>
Rushing	12	11
Passing	22	24
Returns	4	3

BY PERIODS	1	2	3	4	OT	PTS
Oilers	70	103	85	90	0	348
Opponents	83	98	36	101	6	324

SCORING	TD	RU	PA	RT	PAT	FG	S	TP
Del Greco	0	0	0	0	33/33	27/31	0	114
Sanders	9	0	9	0			0	54
Jeffries	8	0	8	0			0	48
R. Thomas	7	5	2	0			0	44
Butts	4	4	0	0			0	24
Chandler	2	2	0	0			0	14
Wycheck	2	1	1	0			0	12
Bishop	1	0	0	1			0	6
Cecil	1	0	0	1			0	6
D. Lewis	1	0	0	1			0	6
T. McNair	1	0	1	0			0	6
Robinson	1	0	0	1			0	6
Seabron	1	0	1	0			0	6
Cook	0	0	0	0			1	2
<b>Oilers</b>	<b>38</b>	<b>12</b>	<b>22</b>	<b>4</b>	<b>33/33</b>	<b>27/31</b>	<b>1</b>	<b>348</b>
<b>Opponents</b>	<b>38</b>	<b>11</b>	<b>24</b>	<b>3</b>	<b>35/35</b>	<b>19/24</b>	<b>2</b>	<b>324</b>

**2-Pt Conversions:** Chandler, R. Thomas, Oilers 2-5, Opponents 0-2

RUSHING	No	Yds	Avg	Lg	TD
R. Thomas	251	947	3.8	74t	5
Brown	86	293	3.4	21	0
Butts	71	185	2.6	9	4
T. McNair	19	136	7.2	22	0
Chandler	28	58	2.1	9	2
S. McNair	11	38	3.5	13	0
Furrer	8	20	2.5	11	0
Hannah	1	5	5.0	5	0
Wycheck	1	1	1.0	1t	1

PASSING	Att	Cmp	Pct	Yards	Yds/Att	TD	Int	Lg	Sk/Yds	Rating
Chandler	356	225	63.2	2460	6.91	17	10	76t	21/173	87.8
Furrer	99	48	48.5	483	4.88	2	7	48	5/35	40.1
McNair	80	41	51.3	569	7.11	3	1	53	6/63	81.7
Camarillo	1	0	0.0	0	0.00	0	0	0	0/0	39.6
<b>Oilers</b>	<b>536</b>	<b>314</b>	<b>58.6</b>	<b>3512</b>	<b>6.55</b>	<b>22</b>	<b>18</b>	<b>76t</b>	<b>32/271</b>	<b>77.9</b>
<b>Opponents</b>	<b>553</b>	<b>289</b>	<b>52.3</b>	<b>3325</b>	<b>6.01</b>	<b>24</b>	<b>21</b>	<b>76t</b>	<b>30/200</b>	<b>69.3</b>

	2	-19	-9.5	-6	0
Sanders					
<b>Oilers</b>	<b>478</b>	<b>1664</b>	<b>3.5</b>	<b>74t</b>	<b>12</b>
<b>Opponents</b>	<b>400</b>	<b>1526</b>	<b>3.8</b>	<b>60t</b>	<b>11</b>

RECEIVING	No	Yds	Avg	Lg	TD
Jeffries	61	684	11.2	35t	8
T. McNair	60	501	8.4	25	1
Wycheck	40	471	11.8	36t	1
R. Thomas	39	204	5.2	19	2
Sanders	35	823	23.5	76t	9
Russell	24	321	13.4	57	0
R. Lewis	16	116	7.3	16	0
Seabron	12	167	13.9	34	1
Hannah	10	142	14.2	42	0
Roan	8	46	5.8	11	0
Brown	6	16	2.7	7	0
Butts	2	10	5.0	10	0
Lundy	1	11	11.0	11	0
<b>Oilers</b>	<b>314</b>	<b>3512</b>	<b>11.2</b>	<b>76t</b>	<b>22</b>
<b>Opponents</b>	<b>289</b>	<b>3325</b>	<b>11.5</b>	<b>76t</b>	<b>24</b>

INTERCEPTIONS	No	Yds	Avg	Lg	TD
D. Lewis	6	145	24.2	98t	1
Cecil	3	35	11.7	20t	1
Dishman	3	17	5.7	17	0
Barnes	2	6	3.0	6	0
Harris	2	0	0.0	0	0
Jackson	2	0	0.0	0	0
Bishop	1	62	62.0	62t	1
Robinson	1	49	49.0	49t	1
Davidson	1	3	3.0	3	0
<b>Oilers</b>	<b>21</b>	<b>317</b>	<b>15.1</b>	<b>98t</b>	<b>4</b>
<b>Opponents</b>	<b>18</b>	<b>265</b>	<b>14.7</b>	<b>32t</b>	<b>1</b>

PUNTING	No	Yds	Avg	Net	TB	In	Lg	B
Camarillo	77	3165	41.1	34.8	8	26	60	1
Del Greco	1	15	15.0	15.0	0	0	15	0
<b>Oilers</b>	<b>79</b>	<b>3180</b>	<b>40.3</b>	<b>34.6</b>	<b>8</b>	<b>26</b>	<b>60</b>	<b>1</b>
<b>Opponents</b>	<b>86</b>	<b>3645</b>	<b>42.4</b>	<b>36.1</b>	<b>10</b>	<b>29</b>	<b>58</b>	<b>0</b>

PUNT RETURNS	No	FC	Yds	Avg	Lg	TD
Gray	30	20	303	10.1	20	0
Hannah	5	1	36	7.2	11	0
<b>Oilers</b>	<b>35</b>	<b>21</b>	<b>339</b>	<b>9.7</b>	<b>20</b>	<b>0</b>
<b>Opponents</b>	<b>35</b>	<b>17</b>	<b>288</b>	<b>8.2</b>	<b>72t</b>	<b>1</b>

KICKOFF RETURNS	No	Yds	Avg	Lg	TD
Gray	53	1183	22.3	54	0
R. Thomas	3	48	16.0	23	0
Butts	2	14	7.0	14	0
Lundy	2	28	14.0	17	0
Barnes	1	-4	-4.0	-4	0
Bowden	1	6	6.0	6	0
R. Lewis	1	5	5.0	5	0
Worham	1	3	-3.0	-3	0
<b>Oilers</b>	<b>64</b>	<b>1277</b>	<b>20.0</b>	<b>54</b>	<b>0</b>
<b>Opponents</b>	<b>78</b>	<b>1467</b>	<b>18.8</b>	<b>47</b>	<b>0</b>

FIELD GOALS	1-19	20-29	30-39	40-49	50+
Del Greco	3/3	3/3	8/8	10/12	3/5
<b>Oilers</b>	<b>3/3</b>	<b>3/3</b>	<b>8/8</b>	<b>10/12</b>	<b>3/5</b>
<b>Opponents</b>	<b>0/0</b>	<b>7/7</b>	<b>5/7</b>	<b>6/8</b>	<b>1/2</b>

**Del Greco:** (19G) (43G) (41N) (29G, 53G, 32G, 52N) (19G, 50G, 44G) (46N, 39G) (19G, 45G, 41G, 50N, 39G) (44G, 45G, 37G) (40G, 34G, 34G, 23G) ( ) ( ) (47G) (49G, 53G, 24G) (39G, 33G)  
**Opponents:** (36N, 26G) (42G, 40G) ( ) ( ) (22G) (38G) (28G, 22G, 47G, 35G) (38N) (50N, 20G) (33G, 49G, 27G) (47G, 21G) (56G, 48N, 35G) ( ) (36G, 49N) ( ) (44G)

**SACKS**  
 Cook 4.5, Ford 4.5, Robinson 3.5, Barrow 3.0, Walker 2.5, Davidson 2.0, Montgomery 2.0, Bishop 1.5, McGhee 1.5, Bowden 1.0, Childress 1.0, Jackson 1.0, D. Lewis 1.0, Worham 1.0  
**Oilers 30.0, Opponents 32.0**

**TACKLES (Solo-Assists-Total)**  
 Bishop (75-22-97), Barrow (54-32-86), Robinson (48-24-72), Cecil (44-16-60), D. Lewis (50-8-58), Dishman (48-10-58), Bowden (38-13-51), Montgomery (26-20-46), Ford (27-16-43), Worham (23-15-38), Walker (22-10-32), Davidson (16-16-32), Barnes (21-2-23), Cook (13-9-22), Jackson (17-4-21), O. Harris (10-9-19), Veasey (14-3-17), Childress (8-7-15), A. Smith (5-2-7), McGhee (4-3-7), T. Hunter (6-0-6), Evans (2-1-3), Robertson (2-0-2), Hall (1-1-2), Logan (1-0-1)  
**Team Totals: 575-243-818**

### USUAL STARTING LINEUP

**OFFENSE**

WR Haywood Jeffries (84)  
 LT Brad Hopkins (72)  
**LG Bruce Matthews (74)**  
**C Mark Stepnoski (53)**  
 RG Kevin Donnalley (77)  
 RT David Williams (73)  
 Irv Eatman (75)  
 TE Frank Wycheck (89)  
 WR Chris Sanders (81)  
 QB Chris Chandler (12)  
 RB Rodney Thomas (20)  
 FB Todd McNair (48)

**DEFENSE**

LE Kenny Davidson (90)  
 Anthony Cook (78)  
 LT Gary Walker (86)  
 Ray Childress (79)  
 RT Glenn Montgomery (94)  
 RE Henry Ford (92)  
 LLB Eddie Robinson (50)  
 MLB Micheal Barrow (56)  
 RLB Joe Bowden (58)  
 LCB Cris Dishman (28)  
**RCB Darryll Lewis (29)**  
**SS Blaine Bishop (23)**  
 FS Chuck Cecil (26)

**SPECIALISTS**

K Al Del Greco (3)  
 P Rich Camarillo (16)

**Pro Bowl**  
 All-Pro

**GM:** Floyd Reese; **Head Coach:** Jeff Fisher  
**Asst. Coaches:** Jerry Rhome (off. coord.), Steve Sidwell (def. coord.), Larry Beightol (OL), Dick Coury (off. asst./passing game), Mike Munchak (off. asst./qual. control), Rex Norris (DL), Clancy Pendergast (def. asst./qual. control), Rod Perry (DB), Russ Purnell (ST), Sherman Smith (RB), Les Steckel (WR/TE), Trooper Taylor (minority intern), Steve Watterson (strength & rehab.), Gregg Williams (LB)

### AMERICAN FOOTBALL CONFERENCE STANDINGS

AFC EAST	W	L	T	Pct
Buffalo	10	6	0	.625
* Indianapolis	9	7	0	.563
* Miami	9	7	0	.563
New England	6	10	0	.375
N.Y. Jets	3	13	0	.188

AFC CENTRAL	W	L	T	Pct
Pittsburgh	11	5	0	.688
Cincinnati	7	9	0	.438
<b>Houston</b>	<b>7</b>	<b>9</b>	<b>0</b>	<b>.438</b>
Cleveland	5	11	0	.313
Jacksonville	4	12	0	.250

AFC WEST	W	L	T	Pct
Kansas City	13	3	0	.813
* San Diego	9	7	0	.563
Seattle	8	8	0	.500
Denver	8	8	0	.500
Oakland	8	8	0	.500

### NATIONAL FOOTBALL CONFERENCE STANDINGS

NFC EAST	W	L	T	Pct
Dallas	12	4	0	.750
* Philadelphia	10	6	0	.625
Washington	6	10	0	.375
N.Y. Giants	5	11	0	.313
Arizona	4	12	0	.250

AFC CENTRAL	W	L	T	Pct
Green Bay	11	5	0	.688
* Detroit	10	6	0	.625
Chicago	9	7	0	.563
Minnesota	8	8	0	.500
Tampa Bay	7	9	0	.438

AFC WEST	W	L	T	Pct
San Francisco	11	5	0	.688
* Atlanta	9	7	0	.563
St. Louis	7	9	0	.438
Carolina	7	9	0	.438
New Orleans	7	9	0	.438

\* Wild Card for Playoffs



# 1994 SEASON (2-14 REGULAR SEASON, 0-0 PLAYOFFS) • 4TH PLACE AFC CENTRAL

DATE	OPPONENT	SCORE	W/L	ATT
Sep. 4	at Indianapolis	21-45	L	47,372
Sep. 11	at Dallas	17-20	L	64,402
Sep. 18	BUFFALO	7-15	L	55,424
Sep. 25	CINCINNATI	20-13	W	44,253
Oct. 3	at Pittsburgh	14-30	L	57,274
Oct. 9	BYE			
Oct. 13	CLEVELAND	8-11	L	50,364
Oct. 24	at Philadelphia	6-21	L	65,233
Oct. 30	at L.A. Raiders	14-17	L	40,473
Nov. 6	PITTSBURGH	9-12*	L	47,822
Nov. 13	at Cincinnati	31-34	L	54,908
Nov. 21	NY GIANTS	10-13	L	53,201
Nov. 27	at Cleveland	10-34	L	65,088
Dec. 4	ARIZONA	12-30	L	39,821
Dec. 11	SEATTLE	14-16	L	31,453
Dec. 18	at Kansas City	9-31	L	79,319
Dec. 24	NY JETS	24-10	W	31,176

\* Overtime

	TITANS	OPP
<b>Total First Downs</b>	<b>278</b>	<b>275</b>
Rushing	97	112
Passing	158	132
Penalty	23	31
3rd Down: Made/Att	78/224	80/219
3rd Down Pct.	34.8	36.5
4th Down: Made/Att	9/18	3/10
4th Down Pct.	50.0	30.0
<b>Possession Avg.</b>	<b>29:06</b>	<b>30:54</b>
<b>Total Net Yards</b>	<b>4481</b>	<b>4915</b>
Avg. Per Game	280.1	307.2
Total Plays	1036	971
Avg. Per Play	4.3	5.1
<b>Net Yards Rushing</b>	<b>1682</b>	<b>2120</b>
Avg. Per Game	105.1	132.5
Total Rushes	417	540
<b>Net Yards Passing</b>	<b>2799</b>	<b>2795</b>
Avg. Per Game	174.9	174.7
Sacked/Yards Lost	65/417	31/168
Gross Yards	3216	2963
Att./Comp.	554/274	400/221
Completion Pct.	49.5	55.3
Had Intercepted	17	14
<b>Punts/Average</b>	<b>96/42.9</b>	<b>82/42.0</b>
<b>Net Punting Avg.</b>	<b>96/36.4</b>	<b>82/36.9</b>
<b>Penalties/Yards</b>	<b>115/959</b>	<b>102/807</b>
<b>Fumbles/Ball Lost</b>	<b>42/25</b>	<b>20/12</b>
<b>Touchdowns</b>	<b>25</b>	<b>37</b>
Rushing	10	17
Passing	13	18
Returns	2	2

BY PERIODS	1	2	3	4	OT	PTS
Oilers	45	56	25	100	0	226
Opponents	57	122	60	110	3	352

SCORING	TD	RU	PA	RT	PAT	FG	S	TP
Del Greco	0	0	0	0	18/18	16/20	0	66
Jeffires	6	0	6	0			0	42
G. Brown	5	4	1	0			0	30
White	4	3	1	0			0	24
Givins	2	0	1	1			0	12
Slaughter	2	0	2	0			0	12
Tolliver	2	2	0	0			0	12
Carter	1	0	1	0			0	6
Coleman	1	0	1	0			0	6
Dishman	1	0	0	1			0	6
Richardson	1	1	0	0			0	6
R. Brown	0	0	0	0			0	2
Lathon	0	0	0	0			1	2
<b>Oilers</b>	<b>25</b>	<b>10</b>	<b>13</b>	<b>2</b>	<b>18/18</b>	<b>16/20</b>	<b>1</b>	<b>226</b>
<b>Opponents</b>	<b>37</b>	<b>17</b>	<b>18</b>	<b>2</b>	<b>34/35</b>	<b>30/31</b>	<b>1</b>	<b>352</b>

2-Pt Conversions: Jeffires 3, R. Brown, Oilers 4-7, Opponents 2-2

RUSHING	No	Yds	Avg	Lg	TD
White	191	757	4.0	33	3
G. Brown	169	648	3.8	18	4
Richardson	30	217	7.2	18	1
Tolliver	12	37	3.1	10	2
Carlson	10	17	1.7	6	0
Tillman	2	12	6.0	9	0
Coleman	1	2	2.0	2	0
Wellman	1	-3	-3.0	-3	0
Givins	1	-5	-5.0	-5	0
<b>Oilers</b>	<b>417</b>	<b>1682</b>	<b>4.0</b>	<b>33</b>	<b>10</b>
<b>Opponents</b>	<b>540</b>	<b>2120</b>	<b>3.9</b>	<b>52</b>	<b>17</b>

PASSING	Att	Cmp	Pct	Yards	Yds/Att	TD	Int	Lg	Sk/Yds	Rating
Tolliver	240	121	50.4	1287	5.36	6	7	44	27/166	62.6
Richardson	181	94	51.9	1202	6.64	6	6	76t	23/136	70.3
Carlson	132	59	44.7	727	5.51	1	4	81	15/115	52.2
Camarillo	1	0	0.00	0	0.00	0	0	0	0/0	39.6
<b>Oilers</b>	<b>554</b>	<b>274</b>	<b>49.5</b>	<b>3216</b>	<b>5.81</b>	<b>13</b>	<b>17</b>	<b>81</b>	<b>65/417</b>	<b>62.5</b>
<b>Opponents</b>	<b>400</b>	<b>221</b>	<b>55.3</b>	<b>2963</b>	<b>7.41</b>	<b>18</b>	<b>14</b>	<b>55</b>	<b>31/168</b>	<b>79.4</b>

RECEIVING	No	Yds	Avg	Lg	TD
Slaughter	68	846	12.4	57	2
Jeffires	68	783	11.5	50	6
Givins	36	521	14.5	76t	1
White	21	188	9.0	41	1
Coleman	20	298	14.9	81	1
G. Brown	18	194	10.8	24	1
Carter	11	74	6.7	19	1
Wellman	10	112	11.2	25	0
McNair	8	78	9.8	21	0
R. Lewis	4	48	12.0	19	0
R. Brown	4	34	8.5	11	0
Hannah	3	24	8.0	11	0
Maston	2	12	6.0	10	0
Mills	1	4	4.0	4	0
<b>Oilers</b>	<b>274</b>	<b>3216</b>	<b>11.7</b>	<b>81</b>	<b>13</b>
<b>Opponents</b>	<b>221</b>	<b>2963</b>	<b>13.4</b>	<b>55</b>	<b>18</b>

INTERCEPTIONS	No	Yds	Avg	Lg	TD
D. Lewis	5	57	11.4	20	0
Dishman	4	74	18.5	38	1
Robertson	3	90	30.0	41	0
Bishop	1	21	21.0	21	0
St. Jackson	1	0	0.0	0	0
<b>Oilers</b>	<b>14</b>	<b>242</b>	<b>17.3</b>	<b>41</b>	<b>1</b>
<b>Opponents</b>	<b>17</b>	<b>188</b>	<b>11.1</b>	<b>41</b>	<b>0</b>

PUNTING	No	Yds	Avg	Net	TB	In	Lg	B
Camarillo	96	4115	42.9	36.4	9	35	58	0
<b>Oilers</b>	<b>96</b>	<b>4115</b>	<b>42.9</b>	<b>36.4</b>	<b>9</b>	<b>35</b>	<b>58</b>	<b>0</b>
<b>Opponents</b>	<b>82</b>	<b>3443</b>	<b>42.0</b>	<b>36.9</b>	<b>7</b>	<b>31</b>	<b>56</b>	<b>0</b>

PUNT RETURNS	No	FC	Yds	Avg	Lg	TD
Givins	37	9	210	5.7	78t	1
Hannah	9	0	58	6.4	13	0
Coleman	2	2	13	6.5	10	0
Dishman	1	0	0	0.0	0	0
Robertson	1	1	0	0.0	0	0
<b>Oilers</b>	<b>50</b>	<b>12</b>	<b>281</b>	<b>5.6</b>	<b>78t</b>	<b>1</b>
<b>Opponents</b>	<b>50</b>	<b>16</b>	<b>438</b>	<b>8.8</b>	<b>82t</b>	<b>1</b>

KICKOFF RETURNS	No	Yds	Avg	Lg	TD
McNair	23	481	20.9	44	0
Mills	15	282	18.8	34	0
St. Jackson	14	285	20.4	40	0
White	8	167	20.9	28	0
Hannah	5	116	23.2	39	0
Tillman	4	51	12.8	19	0
Bishop	2	18	9.0	11	0
Teeter	2	9	4.5	9	0
Givins	1	27	27.0	27	0
<b>Oilers</b>	<b>74</b>	<b>1436</b>	<b>19.4</b>	<b>44</b>	<b>0</b>
<b>Opponents</b>	<b>48</b>	<b>832</b>	<b>17.3</b>	<b>35</b>	<b>0</b>

FIELD GOALS	1-19	20-29	30-39	40-49	50+
Del Greco	0/0	4/5	4/4	7/8	1/3
<b>Oilers</b>	<b>0/0</b>	<b>4/5</b>	<b>4/4</b>	<b>7/8</b>	<b>1/3</b>
<b>Opponents</b>	<b>0/0</b>	<b>10/10</b>	<b>7/7</b>	<b>11/11</b>	<b>2/3</b>

**Del Greco:** (55N) (41G) () (45G, 24G) (48N) (29N) (21G, 24G) (52N) (32G, 49G, 38G) (34G) (43G) (42G) (38G) () (48G) (28G, 50G, 42G)  
**Opponents:** (42G) (45G, 29G) (37G, 42G, 48G, 29G, 48G) (21G, 49G) (42G, 25G, 22G) (50N, 35G) () (35G) (50G, 39G, 37G, 40G) (50G, 40G) (26G, 37G) (37G, 23G) (25G, 23G) (40G) (21G) (49G)

**SACKS**  
 Lathon 8.5, Childress 6.0, Davidson 6.0, Montgomery 3.0, Barrow 2.5, A. Smith 2.5, Bishop 1.5, St. Jackson 1.0  
**Oilers 31.0, Opponents 65.0**

**TACKLES (Solo-Assists-Total)**  
 A. Smith (97-45-142), Bishop (75-37-112), Robertson (80-31-111), Barrow (57-37-94), Childress (49-19-68), Davidson (47-21-68), Dishman (53-13-66), Robinson (41-25-66), Montgomery (45-19-64), D. Lewis (43-12-55), Lathon (36-16-52), McDowell (18-6-24), Wortham (15-7-22), Roberts (15-4-19), Bowden (7-6-13), St. Jackson (10-2-12), Ford (10-1-11), Teeter (7-0-7), Orlando (5-1-6), McCants (3-2-5), Davis (2-0-2), Faryniarz (1-0-1)

**Team Totals: 716-304-1020**

### USUAL STARTING LINEUP

**OFFENSE**  
 WR Haywood Jeffires (80)  
 WR Webster Slaughter (84)  
 LT Brad Hopkins (72)  
 LG John Flannery (55)  
**C Bruce Matthews (74)**  
 RG Kevin Donnalley (77)  
 RT David Williams (75)  
 TE Pat Carter (85)  
 WR Ernest Givins (81)  
 QB Billy Joe Tolliver(11)  
 QB Cody Carlson (14)  
 Bucky Richardson (7)  
 RB Lorenzo White (44)  
 FB Gary Brown (33)

**DEFENSE**  
 LE Kenny Davidson (90)  
 LT Ray Childress (79)  
 RT Glenn Montgomery (94)  
 RE Lamar Lathon (57)  
 LLB Eddie Robinson (50)  
 MLB Al Smith (54)  
 RLB Micheal Barrow (56)  
 LCB Kris Dishman (28)  
 RCB Darryll Lewis (29)  
 SS Blaine Bishop (23)  
 FS Marcus Robertson (31)

**SPECIALISTS**  
 K Al Del Greco (3)  
 P Rich Camarillo (16)

**Pro Bowl**  
 All-Pro

**GM:** Floyd Reese; **Head Coach:** Jack Pardee (10 games), Jeff Fisher (six games)  
**Asst. Coaches:** Kevin Gilbride (asst. head coach/off.), Dick Coury (off. coord.), Jeff Fisher (def. coord.), Charlie Baggett (WR), Tom Bettis (DB), Frank Bush (qual. control), Frank Novak (ST/RB), Jim Stanley (DL), Steve Watterson (strength & rehab.), Gregg Williams (LB), Bob Young (OL)

\* Coord. for first 10 games; head coach last six games

### AMERICAN FOOTBALL CONFERENCE STANDINGS

AFC EAST	W	L	T	Pct
Miami	10	6	0	.625
* New England	10	6	0	.625
Indianapolis	8	8	0	.500
Buffalo	7	9	0	.438
N.Y. Jets	6	10	0	.375
AFC CENTRAL	W	L	T	Pct
Pittsburgh	12	4	0	.750
* Cleveland	11	5	0	.688
Cincinnati	3	13	0	.188
<b>Houston</b>	<b>2</b>	<b>14</b>	<b>0</b>	<b>.125</b>
AFC WEST	W	L	T	Pct
San Diego	11	5	0	.688
* Kansas City	9	7	0	.563
L.A. Raiders	9	7	0	.563
Denver	7	9	0	.438
Seattle	6	10	0	.375

### NATIONAL FOOTBALL CONFERENCE STANDINGS

NFC EAST	W	L	T	Pct
Dallas	12	4	0	.750
N.Y. Giants	9	7	0	.563
Arizona	8	8	0	.500
Philadelphia	7	9	0	.438
Washington	3	13	0	.188
NFC CENTRAL	W	L	T	Pct
Minnesota	10	6	0	.625
* Green Bay	9	7	0	.563
* Detroit	9	7	0	.563
* Chicago	9	7	0	.563
Tampa Bay	6	10	0	.375
NFC WEST	W	L	T	Pct
San Francisco	13	3	0	.813
New Orleans	7	9	0	.438
Atlanta	7	9	0	.438
L.A. Rams	4	12	0	.250

\* Wild Card for Playoffs

# 1993 SEASON (12-4 REGULAR SEASON, 0-1 PLAYOFFS) • 1ST PLACE AFC CENTRAL

DATE	OPPONENT	SCORE	W/L	ATT
Sep. 5	at New Orleans	21-33	L	69,029
Sep.12	KANSAS CITY	30-0	W	59,780
Sep. 19	at San Diego	17-18	L	58,519
Sep. 26	L.A. RAMS	13-28	L	53,072
Oct. 3	BYE			
Oct. 11	at Buffalo	7-35	L	79,613
Oct. 17	at New England	28-14	W	51,037
Oct. 24	CINCINNATI	28-12	W	50,039
Oct. 31	BYE			
Nov. 7	SEATTLE	24-14	W	50,447
Nov. 14	at Cincinnati	38-3	W	42,347
Nov. 21	at Cleveland	27-20	W	71,668
Nov. 28	PITTSBURGH	23-3	W	61,238
Dec. 5	ATLANTA	33-17	W	58,186
Dec. 12	CLEVELAND	19-17	W	58,720
Dec. 19	at Pittsburgh	26-17	W	57,592
Dec. 25	at San Francisco	10-7	W	61,744
Jan. 2	NY JETS	24-0	W	61,040
Jan. 16	KANSAS CITY	20-28	L	64,011

\* Overtime

	TITANS	OPP
<b>Total First Downs</b>	<b>330</b>	<b>289</b>
Rushing	101	73
Passing	208	184
Penalty	21	32
3rd Down: Made/Att	94/211	64/208
3rd Down Pct.	44.5	30.8
4th Down: Made/Att	3/12	12/24
4th Down Pct.	25.0	50.0
<b>Possession Avg.</b>	<b>31:48</b>	<b>28:12</b>
<b>Total Net Yards</b>	<b>5658</b>	<b>4874</b>
Avg. Per Game	353.6	304.6
Total Plays	1066	1003
Avg. Per Play	5.3	4.9
<b>Net Yards Rushing</b>	<b>1792</b>	<b>1273</b>
Avg. Per Game	112.0	79.6
Total Rushes	409	369
<b>Net Yards Passing</b>	<b>3866</b>	<b>3601</b>
Avg. Per Game	241.6	225.1
Sacked/Yards Lost	43/279	52/313
Gross Yards	4145	3914
Att./Comp.	614/357	582/302
Completion Pct.	58.1	51.9
Had Intercepted	25	296
<b>Punts/Average</b>	<b>56/45.3</b>	<b>79/43.7</b>
<b>Net Punting Avg.</b>	<b>56/38.7</b>	<b>79/36.9</b>
<b>Penalties/Yards</b>	<b>132/1005</b>	<b>103/791</b>
<b>Fumbles/Ball Lost</b>	<b>37/20</b>	<b>32/17</b>
<b>Touchdowns</b>	<b>40</b>	<b>26</b>
Rushing	11	9
Passing	23	16
Returns	6	1

BY PERIODS	1	2	3	4	OT	PTS
Oilers	68	131	75	94	0	368
Opponents	40	73	50	75	0	238

SCORING	TD	RU	PA	RT	PAT	FG	S	TP
Del Greco	0	0	0	0	39/40	29/34	0	126
G. Brown	8	6	2	0	0	0	0	48
Jeffries	6	0	6	0	0	0	0	36
Slaughter	5	0	5	0	0	0	0	30
Givins	4	0	4	0	0	0	0	24
Duncan	3	0	3	0	0	0	0	18
Carlson	2	2	0	0	0	0	0	12
White	2	2	0	0	0	0	0	12
Childress	1	0	0	1	0	0	0	6
Dishman	1	0	0	1	0	0	0	6
Harris	1	0	1	0	0	0	0	6
Jackson	1	0	0	1	0	0	0	6
Lewis	1	0	0	1	0	0	0	6
Moon	1	1	0	1	0	0	0	6
Orlando	1	0	0	1	0	0	0	6
Robertson	1	0	0	1	0	0	0	6
Tillman	1	0	1	0	0	0	0	6
Wellman	1	0	1	0	0	0	0	6
<b>Oilers</b>	<b>40</b>	<b>11</b>	<b>26</b>	<b>6</b>	<b>39/40</b>	<b>29/34</b>	<b>1</b>	<b>368</b>
<b>Opponents</b>	<b>26</b>	<b>9</b>	<b>16</b>	<b>1</b>	<b>25/26</b>	<b>19/28</b>	<b>0</b>	<b>238</b>

RUSHING	No	Yds	Avg	Lg	TD
G. Brown	195	1002	5.1	26	6
White	131	465	3.5	14	2
Moon	48	145	3.0	35	1
Tillman	9	94	10.4	34	0

PASSING	Att	Cmp	Pct	Yards	Yds/Att	TD	Int	Lg	Sk/Yds	Rating
Moon	520	303	58.3	3485	6.70	21	21	80t	34/218	75.2
Carlson	90	51	56.7	605	6.72	2	4	47	8/53	66.2
Richardson	4	3	75.0	55	13.75	0	0	34	1/8	116.7
<b>Oilers</b>	<b>614</b>	<b>357</b>	<b>58.1</b>	<b>4145</b>	<b>6.75</b>	<b>23</b>	<b>25</b>	<b>80t</b>	<b>43/279</b>	<b>74.2</b>
<b>Opponents</b>	<b>582</b>	<b>302</b>	<b>51.9</b>	<b>3914</b>	<b>6.73</b>	<b>16</b>	<b>26</b>	<b>53t</b>	<b>52/313</b>	<b>63.9</b>

Carlson	14	41	2.9	10t	2
Givins	6	19	3.2	16	0
Maston	1	10	10.0	10	0
Richardson	2	9	4.5	11	0
Wellman	2	6	3.0	4	0
Coleman	1	1	1.0	1	0
<b>Oilers</b>	<b>409</b>	<b>1792</b>	<b>4.4</b>	<b>35</b>	<b>11</b>
<b>Opponents</b>	<b>369</b>	<b>1273</b>	<b>3.4</b>	<b>29</b>	<b>9</b>

RECEIVING	No	Yds	Avg	Lg	TD
Slaughter	77	904	11.7	41	5
Givins	68	887	13.0	80t	4
Jeffries	66	753	11.4	66t	6
Duncan	41	456	11.1	47	3
White	34	229	6.7	20	0
Wellman	31	430	13.9	44	1
G. Brown	21	240	11.4	38t	2
Coleman	9	129	14.3	25	0
Harris	4	53	13.3	17t	1
R. Brown	2	30	15.0	26	0
Maston	1	14	14.0	14	0
Norgard	1	13	13.0	13	0
Tillman	1	4	4.0	4t	1
Drewrey	1	3	3.0	3	0
<b>Oilers</b>	<b>357</b>	<b>4145</b>	<b>11.6</b>	<b>80t</b>	<b>23</b>
<b>Opponents</b>	<b>302</b>	<b>3914</b>	<b>13.0</b>	<b>53t</b>	<b>16</b>

INTERCEPTIONS	No	Yds	Avg	Lg	TD
Robertson	7	137	19.6	69	0
Dishman	6	74	12.3	30	0
Jackson	5	54	10.8	22t	1
Orlando	3	68	22.7	38t	1
McDowell	3	31	10.3	13	0
Lewis	1	47	47.0	47t	1
Bishop	1	1	1.0	1	0
<b>Oilers</b>	<b>26</b>	<b>412</b>	<b>15.8</b>	<b>69</b>	<b>3</b>
<b>Opponents</b>	<b>25</b>	<b>309</b>	<b>12.4</b>	<b>42</b>	<b>0</b>

PUNTING	No	Yds	Avg	Net	TB	In	Lg	B
Montgomery	54	2462	45.6	39.1	5	13	77	0
Sullivan (TM)	2	73	36.5	26.5	1	1	37	0
<b>Oilers</b>	<b>56</b>	<b>2535</b>	<b>45.3</b>	<b>38.7</b>	<b>6</b>	<b>14</b>	<b>77</b>	<b>0</b>
<b>Opponents</b>	<b>79</b>	<b>3454</b>	<b>43.7</b>	<b>36.9</b>	<b>13</b>	<b>15</b>	<b>71</b>	<b>1</b>

PUNT RETURNS	No	FC	Yds	Avg	Lg	TD
Drewrey	41	19	275	6.7	18	0
<b>Oilers</b>	<b>41</b>	<b>19</b>	<b>275</b>	<b>6.7</b>	<b>18</b>	<b>0</b>
<b>Opponents</b>	<b>28</b>	<b>5</b>	<b>249</b>	<b>8.9</b>	<b>30</b>	<b>0</b>

KICKOFF RETURNS	No	Yds	Avg	Lg	TD
Drewrey	15	293	19.5	34	0
Mills	11	230	20.9	37	0
Coleman	3	37	12.3	16	0
G. Brown	2	29	14.5	16	0
<b>Oilers</b>	<b>31</b>	<b>589</b>	<b>19.0</b>	<b>37</b>	<b>0</b>
<b>Opponents</b>	<b>60</b>	<b>1062</b>	<b>17.7</b>	<b>36</b>	<b>0</b>

FIELD GOALS	1-19	20-29	30-39	40-49	50+
Del Greco	0/0	13/13	8/9	4/5	4/7
<b>Oilers</b>	<b>0/0</b>	<b>13/13</b>	<b>8/9</b>	<b>4/5</b>	<b>4/7</b>
<b>Opponents</b>	<b>1/1</b>	<b>6/7</b>	<b>5/6</b>	<b>4/9</b>	<b>3/5</b>

**Del Greco:** (50N) (25G, 22G, 50G) (27G) (52G, 25G) ( ) ( ) ( ) (33G, 51G, 39G) (39G) (34N, 28G, 30G) (43G, 21G, 28G) (52G, 43G, 56N, 52N, 21G, 36G) (27G, 48G, 49G, 25G) (41N, 34G, 22G, 33G, 21G) (24G) (38G)

**Opponents:** (28G, 37G, 18G, 47G) (46N) (34G, 34G, 27G, 27G, 36G, 27G) (47N) (54N) (42B) (53G, 50G) ( ) (46G) (21G, 44G) (42G) (30G) (53G, 46N, 56N) (26G) (47N, 24B) (36N)

**SACKS**  
 Jones 13.0, Fuller 10.0, Childress 9.0, Gl. Montgomery 6.0, L. Williams 3.0, Lathon 2.0, Marshall 2.0, Barrow 1.0, Bishop 1.0, McDowell 1.0, Robinson 1.0, Teeter 1.0, Bowden 1.0  
**Oilers 52.0, Opponents 43.0**

**TACKLES (Solo-Assists-Total)**  
 Smith (67-28-95), Robertson (62-20-82), Dishman (68-10-78), McDowell (56-19-75), Childress (45-13-58), Robinson (42-15-57), Jackson (45-10-55), S. Jones (42-12-54), Gl. Montgomery (35-10-45), Lathon (29-10-39), Fuller (29-8-37), Marshall (28-9-37), Bowden (19-9-28), Bishop (24-3-27), Barrow (21-5-26), Orlando (16-2-18), L. Williams (8-8-16), Lewis (13-1-14), T. Brown (4-0-4), McCants (4-0-4), Teeter (3-2-5), Hoage (3-0-3)  
**Team Totals: 663-194-857**

### USUAL STARTING LINEUP

**OFFENSE**  
**WR** Haywood Jeffries (84)  
**WR** Webster Slaughter (89)  
**LT** Brad Hopkins (72)  
**LG** Mike Munchak (63)  
**C** Bruce Matthews (74)  
**RG** Doug Dawson (66)  
**RT** David Williams (73)  
**WR** Ernest Givins (81)  
**WR** Curtis Duncan (80)  
**QB** Warren Moon (1)  
**RB** Gary Brown (33)  
 Lorenzo White (44)

**DEFENSE**  
**LE** William Fuller (95)  
**LT** Ray Childress (79)  
**RT** Glenn Montgomery (94)  
**RE** Sean Jones (96)  
**LLB** Eddie Robinson (50)  
**MLB** Al Smith (54)  
**RLB** Wilber Marshall (58)  
**LCB** Cris Dishman (28)  
**RCB** Steve Jackson (24)  
**SS** Bubba McDowell (25)  
**FS** Marcus Robertson (31)

**SPECIALISTS**  
**K** Al Del Greco (3)  
**P** Greg Montgomery (9)

**Pro Bowl**  
 All-Pro

**GM:** Mike Holovak; **Head Coach:** Jack Pardee  
**Asst. Coaches:** Kevin Gilbride (off. coord.), Buddy Ryan (def. coord.), Charlie Baggett (WR), Tom Bettis (DB), Frank Bush (qual. control), Ronnie Jones (LB), Frank Novak (RB), Jim Stanley (DL), Steve Watterson (strength & rehab.), Gregg Williams (ST), Bob Young (OL)

### AMERICAN FOOTBALL CONFERENCE STANDINGS

AFC EAST	W	L	T	Pct
Buffalo	12	4	0	.750
Miami	9	7	0	.563
N.Y. Jets	8	8	0	.500
New England	5	11	0	.313
Indianapolis	4	12	0	.250
AFC CENTRAL	W	L	T	Pct
<b>Houston</b>	<b>12</b>	<b>4</b>	<b>0</b>	<b>.750</b>
* Pittsburgh	9	7	0	.563
Cleveland	7	9	0	.438
Cincinnati	3	13	0	.188
AFC WEST	W	L	T	Pct
Kansas City	11	5	0	.688
* L.A. Raiders	10	6	0	.625
* Denver	9	7	0	.563
San Diego	8	8	0	.500
Seattle	6	10	0	.375

### NATIONAL FOOTBALL CONFERENCE STANDINGS

NFC EAST	W	L	T	Pct
Dallas	12	4	0	.750
* N.Y. Giants	11	5	0	.688
Philadelphia	8	8	0	.500
Phoenix	7	9	0	.438
Washington	4	12	0	.250
NFC CENTRAL	W	L	T	Pct
Detroit	10	6	0	.625
* Minnesota	9	7	0	.563
* Green Bay	9	7	0	.563
Chicago	7	9	0	.438
Tampa Bay	5	11	0	.313
NFC WEST	W	L	T	Pct
San Francisco	10	6	0	.625
New Orleans	8	8	0	.500
Atlanta	6	10	0	.375
L.A. Rams	5	11	0	.313

\* Wild Card for Playoffs

**1992 SEASON (10-6 REGULAR SEASON, 0-1 PLAYOFFS) • 2ND PLACE AFC CENTRAL**

DATE	OPPONENT	SCORE	W/L	ATT
Sep. 6	PITTSBURGH	24-29	L	63,713
Sep. 13	at Indianapolis	20-10	W	44,851
Sep. 20	KANSAS CITY	23-20*	W	60,955
Sep. 27	SAN DIEGO	27-0	W	57,491
Oct. 4	BYE			
Oct. 11	at Cincinnati	38-24	W	54,254
Oct. 18	at Denver	21-27	L	74,827
Oct. 25	CINCINNATI	26-10	W	58,701
Nov. 1	at Pittsburgh	20-21	L	58,074
Nov. 8	CLEVELAND	14-24	L	57,348
Nov. 15	at Minnesota	17-13	W	56,726
Nov. 22	at Miami	16-19	L	63,597
Nov. 26	at Detroit	24-21	W	73,711
Dec. 7	CHICAGO	24-7	W	62,193
Dec. 13	GREEN BAY	14-16	L	57,285
Dec. 20	at Cleveland	17-14	W	59,898
Dec. 27	BUFFALO	27-3	W	61,742
<b>Jan. 3</b>	<b>at Buffalo</b>	<b>38-41*</b>	<b>L</b>	<b>75,141</b>

\* Overtime

	TITANS	OPP
<b>Total First Downs</b>	<b>339</b>	<b>254</b>
Rushing	101	93
Passing	217	139
Penalty	21	22
3rd Down: Made/Att	72/170	68/194
3rd Down Pct.	42.4	35.1
4th Down: Made/Att	3/9	7/14
4th Down Pct.	33.3	50.0

<b>Possession Avg.</b>	<b>31:09</b>	<b>28:51</b>
<b>Total Net Yards</b>	<b>6555</b>	<b>4211</b>
Avg. Per Game	353.4	263.2
Total Plays	958	907
Avg. Per Play	5.9	4.6

<b>Net Yards Rushing</b>	<b>1626</b>	<b>1634</b>
Avg. Per Game	101.6	102.1
Total Rushes	353	412
<b>Net Yards Passing</b>	<b>4029</b>	<b>2577</b>
Avg. Per Game	251.8	161.1
Sacked/Yards Lost	32/202	50/321
Gross Yards	4231	2898
Att./Comp.	573/373	445/248
Completion Pct.	65.1	55.7
Had Intercepted	23	20

<b>Punts/Average</b>	<b>55/45.2</b>	<b>68/43.2</b>
<b>Net Punting Avg.</b>	<b>55/37.3</b>	<b>68/38.6</b>
<b>Penalties/Yards</b>	<b>111/824</b>	<b>114/886</b>
<b>Fumbles/Ball Lost</b>	<b>28/12</b>	<b>24/11</b>

<b>Touchdowns</b>	<b>41</b>	<b>28</b>
Rushing	10	6
Passing	27	20
Returns	4	2

BY PERIODS	1	2	3	4	OT	PTS
<b>Oilers</b>	<b>81</b>	<b>75</b>	<b>80</b>	<b>113</b>	<b>3</b>	<b>352</b>
<b>Opponents</b>	<b>23</b>	<b>96</b>	<b>50</b>	<b>89</b>	<b>0</b>	<b>258</b>

SCORING	TD	RU	PA	RT	PAT	FG	S	TP
Del Greco	0	0	0	0	41/41	21/27	0	104
Givins	10	0	10	0	0	0	0	60
Jeffries	9	0	9	0	0	0	0	54
White	8	7	1	0	0	0	0	48
Slaughter	4	0	4	0	0	0	0	24
L. Harris	2	0	2	0	0	0	0	12
G. Brown	1	1	0	0	0	0	0	6
Carlson	1	1	0	0	0	0	0	6
Childress	1	0	0	1	0	0	0	6
Duncan	1	0	1	0	0	0	0	6
Fuller	1	0	0	1	0	0	0	6
McDowell	1	0	0	1	0	0	0	6
Meads	1	0	0	1	0	0	0	6
Moon	1	1	0	0	0	0	0	6
<b>Oilers</b>	<b>41</b>	<b>10</b>	<b>27</b>	<b>4</b>	<b>41/41</b>	<b>21/27</b>	<b>1</b>	<b>352</b>
<b>Opponents</b>	<b>28</b>	<b>6</b>	<b>20</b>	<b>2</b>	<b>27/28</b>	<b>21/26</b>	<b>0</b>	<b>258</b>

RUSHING	No	Yds	Avg	Lg	TD
White	265	1226	4.6	44	7
Moon	27	147	5.4	23	1
G. Brown	19	87	4.6	26	1
Carlson	27	77	2.9	13	1
Givins	7	75	10.7	44	0
Slaughter	3	20	6.7	10	0
L. Harris	1	8	8.0	8	0
Tillman	1	1	1.0	1	0
Richardson	1	-1	-1.0	-1	0
Gr. Montgomery	2	-14	-7.0	0	0
<b>Oilers</b>	<b>353</b>	<b>1626</b>	<b>4.6</b>	<b>44</b>	<b>10</b>
<b>Opponents</b>	<b>412</b>	<b>1634</b>	<b>4.0</b>	<b>67t</b>	<b>6</b>

PASSING	Att	Cmp	Pct	Yards	Yds/Att	TD	Int	Lg	Sk/Yds	Rating
Moon	346	224	64.7	2521	7.29	18	12	72	16/105	89.3
Carlson	227	149	65.6	1710	7.53	9	11	65	15/90	81.2
Richardson	0	0	0.0	0	0.0	0	0	0	1/7	0
<b>Oilers</b>	<b>573</b>	<b>373</b>	<b>65.1</b>	<b>4231</b>	<b>7.38</b>	<b>27</b>	<b>23</b>	<b>72</b>	<b>32/202</b>	<b>86.1</b>
<b>Opponents</b>	<b>445</b>	<b>248</b>	<b>55.7</b>	<b>2898</b>	<b>6.51</b>	<b>20</b>	<b>20</b>	<b>77t</b>	<b>50/321</b>	<b>71.9</b>

RECEIVING	No	Yds	Avg	Lg	TD
Jeffries	90	913	10.1	47	9
Duncan	82	954	11.6	72	1
Givins	67	787	11.7	41	10
White	57	641	11.2	69t	1
Slaughter	39	486	12.5	36t	4
L. Harris	35	435	12.4	47	2
Coleman	2	10	5.0	6	0
G. Brown	1	5	5.0	5	0
<b>Oilers</b>	<b>373</b>	<b>4231</b>	<b>11.3</b>	<b>72</b>	<b>27</b>
<b>Opponents</b>	<b>248</b>	<b>2898</b>	<b>11.7</b>	<b>77t</b>	<b>20</b>

INTERCEPTIONS	No	Yds	Avg	Lg	TD
Gray	6	24	4.0	22	0
McDowell	3	52	17.3	26t	1
Dishman	3	34	11.3	17	0
Jackson	3	18	6.0	18	0
Robertson	1	27	27.0	27	0
A. Smith	1	26	26.0	26	0
Dumas	1	0	0.0	0	0
Graf	1	0	0.0	0	0
Jones	1	0	0.0	0	0
<b>Oilers</b>	<b>20</b>	<b>181</b>	<b>9.1</b>	<b>27</b>	<b>1</b>
<b>Opponents</b>	<b>23</b>	<b>367</b>	<b>16.0</b>	<b>57</b>	<b>0</b>

PUNTING	No	Yds	Avg	Net	TB	In	Lg	B
Montgomery	53	2487	46.9	37.3	9	14	66	2
<b>Oilers</b>	<b>55</b>	<b>2487</b>	<b>45.2</b>	<b>37.3</b>	<b>9</b>	<b>14</b>	<b>66</b>	<b>2</b>
<b>Opponents</b>	<b>68</b>	<b>2939</b>	<b>43.2</b>	<b>38.6</b>	<b>6</b>	<b>23</b>	<b>65</b>	<b>1</b>

PUNT RETURNS	No	FC	Yds	Avg	Lg	TD
Slaughter	20	8	142	7.1	20	0
Coleman	7	4	35	5.0	19	0
C. Harris	6	0	17	2.8	13	0
<b>Oilers</b>	<b>33</b>	<b>12</b>	<b>194</b>	<b>5.9</b>	<b>20</b>	<b>0</b>
<b>Opponents</b>	<b>31</b>	<b>2</b>	<b>255</b>	<b>8.2</b>	<b>25</b>	<b>0</b>

KICKOFF RETURNS	No	Yds	Avg	Lg	TD
Coleman	14	290	20.7	28	0
C. Harris	10	206	20.6	42	0
Tillman	10	157	15.7	33	0
Lewis	8	171	21.4	26	0
Slaughter	1	21	21.0	21	0
G. Brown	1	15	15.0	15	0
Gl. Montgomery	1	13	13.0	13	0
Flannery	1	12	12.0	12	0
<b>Oilers</b>	<b>46</b>	<b>885</b>	<b>19.2</b>	<b>42</b>	<b>0</b>
<b>Opponents</b>	<b>63</b>	<b>989</b>	<b>15.7</b>	<b>35</b>	<b>0</b>

FIELD GOALS	1-19	20-29	30-39	40-49	50+
Del Greco	3/3	8/9	5/6	4/8	1/1
<b>Oilers</b>	<b>3/3</b>	<b>8/9</b>	<b>5/6</b>	<b>4/8</b>	<b>1/1</b>
<b>Opponents</b>	<b>0/0</b>	<b>6/7</b>	<b>7/8</b>	<b>5/7</b>	<b>3/4</b>

**Del Greco:** (36G) (27G, 29N, 20G) (21G, 54G, 39G) (49G, 46N) (39G) (43N) (27G, 47N) (29G, 19G, 39N) () (30G) (24G, 41G, 23G, 41N) (46N, 30G) (19G) () (47G) (28G, 18G)  
**Opponents:** (30G, 25G, 37G) (37G) (31G, 52G, 20N) () (29G, 43N) (45G, 28G) (24G) () (44G, 52N) (42G, 51G) (38G, 40G, 29G, 52G) () (39G, 36G, 20G) (42N) (40G, 33N)

**SACKS**  
 Childress 13.0, L. Williams 11.0, Jones 8.5, Fuller 8, Lathon 1.5, McDowell 1.5, Alm 1.0, Graf 1.0, Jackson 1.0, Lewis 1.0, Robinson 1.0, A. Smith 1.0, Gl. Montgomery 0.5  
**Oilers 50.0, Opponents 32.0**

**TACKLES (Solo-Assists-Total)**  
 A. Smith (68-52-120), Childress (64-26-90), J. Gray (56-15-71), McDowell (56-15-71), Robertson (39-32-71), Lathon (40-14-54), Robinson (33-21-54), Jones (34-19-53), Fuller (42-10-52), Dishman (27-13-40), Alm (24-11-35), L. Williams (24-11-35), Jackson (22-11-33), Lewis (21-6-27), Graf (13-9-22), Dumas (13-6-19), D. Smith (11-4-15), Peguee (2-6-8), Meads (2-5-7), Gl. Montgomery (5-1-6), Seale (5-0-5), T. Brown (4-1-5), Orlando (2-3-5), R. Johnson (2-3-5), Roberts (1-0-1), Veasey (1-0-1)  
**Oilers: (611-294-905)**

**USUAL STARTING LINEUP**

- OFFENSE**  
**WR** Haywood Jeffries (84)  
 WR Webster Slaughter (89)  
 Leonard Harris (83)  
 LT Don Maggs (78)  
**LG** Mike Munchak (63)  
**C** Bruce Matthews (74)  
 RG Doug Dawson (66)  
 RT David Williams (73)  
**WR** Ernest Givins (81)  
**WR** Curtis Duncan (80)  
**QB** Warren Moon (1)  
 Cody Carlson (6)  
**RB** Lorenzo White (44)

- DEFENSE**  
 LE William Fuller (95)  
**LT** Ray Childress (79)  
 RT Jeff Alm (76)  
 Doug Smith (99)  
 RE Sean Jones (96)  
 LLB Lamar Lathon (57)  
**MLB** Al Smith (54)  
 RLB Eddie Robinson (50)  
 LCB Chris Dishman (28)  
 RCB Jerry Gray (21)  
 SS Bubba McDowell (25)  
 FS Marcus Robertson (31)

- SPECIALISTS**  
 K Al Del Greco (3)  
 P Greg Montgomery (9)

**Pro Bowl**  
 All-Pro

**GM:** Mike Holovak; **Head Coach:** Jack Pardee  
**Asst. Coaches:** Kevin Gilbride (off. coord.), Jim Eddy (def. coord.), Frank Bush (LB), Frank Novak (RB), Chris Palmer (WR), Richard Smith (ST/asst. OL), Jim Stanley (DL), Steve Watterson (strength & rehab.), Gregg Williams (qual. control coord.), Bob Young (OL)

**AMERICAN FOOTBALL CONFERENCE STANDINGS**

AFC EAST	W	L	T	Pct
Miami	11	5	0	.688
* Buffalo	11	5	0	.688
Indianapolis	9	7	0	.563
N.Y. Jets	4	12	0	.250
New England	2	14	0	.125
AFC CENTRAL	W	L	T	Pct
Pittsburgh	11	5	0	.688
* Houston	10	6	0	.625
Cleveland	7	9	0	.438
Cincinnati	5	11	0	.313
AFC WEST	W	L	T	Pct
San Diego	11	5	0	.688
* Kansas City	10	6	0	.625
Denver	8	8	0	.500
L.A. Raiders	7	9	0	.438
Seattle	2	14	0	.125

**NATIONAL FOOTBALL CONFERENCE STANDINGS**

NFC EAST	W	L	T	Pct
Dallas	13	3	0	.813
* Philadelphia	11	5	0	.688
* Washington	9	7	0	.563
N.Y. Giants	6	10	0	.375
Phoenix	4	12	0	.250
NFC CENTRAL	W	L	T	Pct
Minnesota	11	5	0	.688
Green Bay	9	7		



# 1990 SEASON (9-7 REGULAR SEASON, 0-1 PLAYOFFS) • 1ST PLACE AFC CENTRAL (TIED)

DATE	OPPONENT	SCORE	W/L	ATT
Sep. 9	at Atlanta	27-47	L	56,222
Sep. 16	at Pittsburgh	9-20	L	54,814
Sep. 23	INDIANAPOLIS	24-10	W	50,093
Sep. 30	at San Diego	17-7	W	48,762
Oct. 7	SAN FRANCISCO	21-24	L	59,931
Oct. 14	CINCINNATI	48-17	W	53,501
Oct. 21	NEW ORLEANS	23-10	W	57,908
Oct. 28	NY JETS	12-17	L	56,337
Nov. 4	at L.A. Rams	13-17	L	52,628
Nov. 11	BYE			
Nov. 18	at Cleveland	35-23	W	76,726
Nov. 26	BUFFALO	27-24	W	60,130
Dec. 2	at Seattle	10-13*	L	57,592
Dec. 9	CLEVELAND	58-14	W	54,469
Dec. 16	at Kansas City	27-10	W	61,756
Dec. 23	at Cincinnati	20-40	L	60,044
Dec. 30	PITTSBURGH	34-14	W	56,906
Jan. 6	at Cincinnati	14-41	L	60,012

	TITANS	OPP
<b>Total First Downs</b>	<b>376</b>	<b>279</b>
Rushing	97	88
Passing	251	160
Penalty	28	31
3rd Down: Made/Att	94/180	69/177
3rd Down Pct.	52.2	39.0
4th Down: Made/Att	3/12	6/13
4th Down Pct.	25.0	46.2
<b>Possession Avg.</b>	<b>31:35</b>	<b>28:25</b>
<b>Total Net Yards</b>	<b>6222</b>	<b>4635</b>
Avg. Per Game	388.9	289.7
Total Plays	1006	890
Avg. Per Play	6.2	5.2
<b>Net Yards Rushing</b>	<b>1417</b>	<b>1575</b>
Avg. Per Game	88.6	98.4
Total Rushes	328	392
<b>Net Yards Passing</b>	<b>4805</b>	<b>3060</b>
Avg. Per Game	300.3	191.3
Sacked/Yards Lost	39/267	38/272
Gross Yards	5072	3332
Att./Comp.	639/399	460/267
Completion Pct.	62.4	58.0
Had Intercepted	15	21
<b>Punts/Average</b>	<b>34/45.0</b>	<b>62/38.7</b>
<b>Net Punting Avg.</b>	<b>34/36.6</b>	<b>62/35.0</b>
<b>Penalties/Yards</b>	<b>135/1009</b>	<b>134/1015</b>
<b>Fumbles/Ball Lost</b>	<b>34/21</b>	<b>22/12</b>
<b>Touchdowns</b>	<b>49</b>	<b>37</b>
Rushing	10	12
Passing	37	18
Returns	2	7

BY PERIODS	1	2	3	4	OT	PTS
<b>Oilers</b>	<b>83</b>	<b>152</b>	<b>70</b>	<b>100</b>	<b>0</b>	<b>405</b>
<b>Opponents</b>	<b>54</b>	<b>95</b>	<b>71</b>	<b>84</b>	<b>3</b>	<b>307</b>

SCORING	TD	RU	PA	RT	PAT	FG	S	TP
White	12	8	4	0			0	72
Garcia	0	0	0	0	26/28	14/20	0	68
Givins	9	0	9	0			0	54
Jeffries	8	0	8	0			0	48
Zendejas	0	0	0	0	20/21	7/12	0	41
T. Jones	6	0	6	0			0	36
Hill	5	0	5	0			0	30
Harris	3	0	3	0			0	18
Moon	2	2	0	0			0	12
Duncan	1	0	1	0			0	6
Ford	1	0	1	0			0	6
R. Johnson	1	0	0	1			0	6
Kinard	1	0	0	1			0	6
Childress	0	0	0	0			1	2
<b>Oilers</b>	<b>49</b>	<b>10</b>	<b>37</b>	<b>2</b>	<b>46/49</b>	<b>21/32</b>	<b>1</b>	<b>405</b>
<b>Opponents</b>	<b>37</b>	<b>12</b>	<b>18</b>	<b>7</b>	<b>34/37</b>	<b>17/21</b>	<b>0</b>	<b>307</b>

RUSHING	No	Yds	Avg	Lg	TD
White	168	702	4.2	22	8
Pinkett	66	268	4.1	19	0
Moon	55	215	3.9	17	2
V. Jones	14	75	5.4	14	0
Givins	3	65	21.7	31	0
Carlson	11	52	4.7	16	0
Rozier	10	42	4.2	11	0
T. Jones	1	-2	-2.0	-2	0
<b>Oilers</b>	<b>328</b>	<b>1417</b>	<b>4.3</b>	<b>31</b>	<b>10</b>
<b>Opponents</b>	<b>392</b>	<b>1575</b>	<b>4.0</b>	<b>56t</b>	<b>12</b>

PASSING	Att	Cmp	Pct	Yards	Yds/Att	TD	Int	Lg	Sk/Yds	Rating
Moon	584	362	62.0	4689	8.03	33	13	87t	36/252	96.8
Carlson	55	37	67.3	383	6.96	4	2	53t	3/15	96.3
<b>Oilers</b>	<b>639</b>	<b>399</b>	<b>62.4</b>	<b>5072</b>	<b>7.94</b>	<b>37</b>	<b>15</b>	<b>87t</b>	<b>39/267</b>	<b>96.7</b>
<b>Opponents</b>	<b>460</b>	<b>267</b>	<b>58.0</b>	<b>3332</b>	<b>7.24</b>	<b>18</b>	<b>21</b>	<b>78t</b>	<b>38/272</b>	<b>74.7</b>

RECEIVING	No	Yds	Avg	Lg	TD
Jeffries	74	1048	14.2	87t	8
Hill	74	1019	13.8	57	5
Givins	72	979	13.6	80t	9
Duncan	66	785	11.9	37t	1
White	39	368	9.4	29	4
T. Jones	30	409	13.6	47	6
Harris	13	172	13.2	42t	3
Pinkett	11	85	7.7	38	0
Ford	10	98	9.8	24	1
McNeil	5	63	12.6	16	0
Rozier	5	46	9.2	24	0
<b>Oilers</b>	<b>399</b>	<b>5072</b>	<b>12.7</b>	<b>87t</b>	<b>37</b>
<b>Opponents</b>	<b>267</b>	<b>3332</b>	<b>12.5</b>	<b>78t</b>	<b>18</b>

INTERCEPTIONS	No	Yds	Avg	Lg	TD
R. Johnson	8	100	12.5	35	1
Kinard	4	75	18.8	47	0
Dishman	4	50	12.5	42	0
McDowell	2	11	5.5	11	0
Meads	1	32	32.0	32	0
Allen	1	27	27.0	27	0
Knight	1	0	0	0	0
<b>Oilers</b>	<b>21</b>	<b>295</b>	<b>14.0</b>	<b>47</b>	<b>1</b>
<b>Opponents</b>	<b>15</b>	<b>237</b>	<b>15.8</b>	<b>82t</b>	<b>2</b>

PUNTING	No	Yds	Avg	Net	TB	In	Lg	B
Montgomery	34	1530	45.0	36.6	5	7	60	0
<b>Oilers</b>	<b>34</b>	<b>1530</b>	<b>45.0</b>	<b>36.6</b>	<b>5</b>	<b>7</b>	<b>60</b>	<b>0</b>
<b>Opponents</b>	<b>62</b>	<b>2402</b>	<b>38.7</b>	<b>35.0</b>	<b>3</b>	<b>20</b>	<b>55</b>	<b>1</b>

PUNT RETURNS	No	FC	Yds	Avg	Lg	TD
McNeil	30	20	172	5.7	26	0
Duncan	0	1	0	--	0	0
<b>Oilers</b>	<b>30</b>	<b>21</b>	<b>172</b>	<b>5.7</b>	<b>26</b>	<b>0</b>
<b>Opponents</b>	<b>23</b>	<b>0</b>	<b>186</b>	<b>7.1</b>	<b>52t</b>	<b>1</b>

KICKOFF RETURNS	No	Yds	Avg	Lg	TD
McNeil	27	551	20.4	64	0
Ford	14	219	15.6	23	0
Pinkett	4	91	22.8	28	0
Norgard	2	0	0.0	0	0
<b>Oilers</b>	<b>47</b>	<b>861</b>	<b>18.3</b>	<b>64</b>	<b>0</b>
<b>Opponents</b>	<b>71</b>	<b>1329</b>	<b>18.7</b>	<b>101t</b>	<b>1</b>

FIELD GOALS	1-19	20-29	30-39	40-49	50+
Garcia	0/0	5/5	4/5	5/7	0/3
Zendejas	0/0	2/3	3/5	2/4	0/0
<b>Oilers</b>	<b>0/0</b>	<b>7/8</b>	<b>7/10</b>	<b>7/11</b>	<b>0/3</b>
<b>Opponents</b>	<b>1/1</b>	<b>5/6</b>	<b>8/8</b>	<b>2/4</b>	<b>1/2</b>

Garcia: ( ) ( ) ( ) ( ) ( ) ( ) (42G, 40N, 49G, 52N) (22G, 31G) (51N) (25G, 36G) (29G) (45G) (32G, 39N, 26G) (29G, 36G, 42N) (50N, 47G, 45G)

Zendejas: ( ) (49N, 42N) (36N, 30G) (36N, 27N, 34G) ( ) (22G, 23G) (43G, 45G, 33G) ( ) ( ) ( ) ( ) ( ) ( ) ( )

Opponents: (39G, 39G, 36G, 51G) (31G, 27G) (33G) (27N, 45N) (23G) (29G) (20G, 40B) (32G) (19G) (22G) (43G) (39G, 42G) ( ) (35G, ) (52N)

**SACKS**  
S. Jones 12.5, Childress 8.0, Fuller 8.0, E. Johnson 2.5, Meads 2.5, D. Smith 2.0, A. Smith 1.0, Alm 0.5, McDowell 0.5, Gl. Montgomery 0.5  
**Oilers 38.0, Opponents 39.0**

**TACKLES (Solo-Assists-Total)**  
A. Smith (75-26-101), Meads (65-30-95), Childress (65-20-85), McDowell (55-26-81), Kinard (52-22-74), R. Johnson (54-16-70), Grimsley (35-29-64), Dishman (42-16-58), S. Jones (34-22-56), Fuller (31-19-50), Knight (22-12-34), D. Smith (18-14-32), E. Johnson (16-16-32), Brown (23-6-29), Allen (15-2-17), Lathon (8-2-10), Alm (6-3-9), Gl. Montgomery (6-1-7), Fairs (5-2-7), Orlando (1-2-3), Thomas (2-0-2), Lyles (2-0-2)  
**Team Totals: 632-286-918**

### USUAL STARTING LINEUP

**OFFENSE**  
WR Haywood Jeffries (84)  
WR **Drew Hill (85)**  
LT Don Maggs (78)  
LG **Mike Munchak (63)**  
C Jay Pennison (52)  
RG **Bruce Matthews (74)**  
RT David Williams (73)  
DEAN Dean Steinkuhler (70)  
WR **Ernest Givins (81)**  
WR Curtis Duncan (80)  
QB **Warren Moon (1)**  
RB Lorenzo White (44)

**DEFENSE**  
LE William Fuller (95)  
LT **Ray Childress (79)**  
RT Doug Smith (99)  
RE Sean Jones (96)  
LLB John Grimsley (59)  
MLB Al Smith (54)  
RLB Johnny Meads (91)  
LCB Cris Dishman (28)  
RCB Richard Johnson (23)  
SS Bubba McDowell (25)  
FS Terry Kinard (27)

**SPECIALISTS**  
K Teddy Garcia (8)  
P Tony Zendejas (7)  
P Greg Montgomery (9)

**Pro Bowl**  
[All-Pro](#)

**GM:** Mike Holovak; **Head Coach:** Jack Pardee  
**Asst. Coaches:** Kevin Gilbride (off. coord.), Jim Eddy (def. coord.), Frank Novak (RB), Chris Palmer (WR), Richard Smith (ST/LB), Jim Stanley (DL), Pat Thomas (DB), Steve Watterson (strength & rehab.), Bob Young (OL)

### AMERICAN FOOTBALL CONFERENCE STANDINGS

AFC EAST	W	L	T	Pct
Buffalo	13	3	0	.813
* Miami	12	4	0	.750
Indianapolis	7	9	0	.438
N.Y. Jets	6	10	0	.375
New England	1	15	0	.063

AFC CENTRAL	W	L	T	Pct
Cincinnati	9	7	0	.563
* Houston	9	7	0	.563
Pittsburgh	9	7	0	.563
Cleveland	3	13	0	.188

AFC WEST	W	L	T	Pct
L.A. Raiders	12	4	0	.750
* Kansas City	11	5	0	.688
Seattle	9	7	0	.563
San Diego	6	10	0	.375
Denver	5	11	0	.313

### NATIONAL FOOTBALL CONFERENCE STANDINGS

NFC EAST	W	L	T	Pct
N.Y. Giants	13	3	0	.813
* Philadelphia	10	6	0	.625
* Washington	10	6	0	.625
Dallas	7	9	0	.438
Phoenix	5	11	0	.313

NFC CENTRAL	W	L	T	Pct
Chicago	11	5	0	.688
Tampa Bay	6	10	0	.375
Detroit	6	10	0	.375
Green Bay	6	10	0	.375
Minnesota	6	10	0	.375

NFC WEST	W	L	T	Pct
San Francisco	14	2	0	.875
* New Orleans	8	8	0	.500
L.A. Rams	5	11	0	.313
Atlanta	5	11	0	.313

\* Wild Card for Playoffs

# 1989 SEASON (9-7 REGULAR SEASON, 0-1 PLAYOFFS) • 2ND PLACE AFC CENTRAL (TIED)

DATE	OPPONENT	SCORE	W/L	ATT
Sep. 10	at Minnesota	7-38	L	54,015
Sep. 17	at San Diego	34-27	W	42,013
Sep. 24	BUFFALO	41-47*	L	57,278
Oct. 1	MIAMI	39-7	W	53,326
Oct. 8	at New England	13-23	L	59,828
Oct. 15	at Chicago	33-28	W	64,383
Oct. 22	PITTSBURGH	27-0	W	59,091
Oct. 29	at Cleveland	17-28	L	78,765
Nov. 5	DETROIT	35-31	W	48,056
Nov. 13	CINCINNATI	26-24	W	60,694
Nov. 19	L.A. RAIDERS	23-7	W	59,198
Nov. 26	at Kansas City	0-34	L	51,342
Dec. 3	at Pittsburgh	23-16	W	40,541
Dec. 10	TAMPA BAY	20-17	W	54,532
Dec. 17	at Cincinnati	7-61	L	47,510
Dec. 23	CLEVELAND	20-24	L	58,852
Dec. 31	PITTSBURGH	23-26*	L	58,306

\* Overtime

	TITANS	OPP
<b>Total First Downs</b>	<b>327</b>	<b>314</b>
Rushing	112	119
Passing	185	165
Penalty	30	30
3rd Down: Made/Att	83/203	87/191
3rd Down Pct.	40.9	45.5
4th Down: Made/Att	10/14	10/13
4th Down Pct.	71.4	76.9
<b>Possession Avg.</b>	<b>31:59</b>	<b>28:01</b>
<b>Total Net Yards</b>	<b>5427</b>	<b>5211</b>
Avg. Per Game	339.2	325.7
Total Plays	1028	940
Avg. Per Play	5.3	5.5
<b>Net Yards Rushing</b>	<b>1928</b>	<b>1669</b>
Avg. Per Game	120.5	104.3
Total Rushes	495	437
<b>Net Yards Passing</b>	<b>3499</b>	<b>3542</b>
Avg. Per Game	218.7	221.4
Sacked/Yards Lost	37/287	36/277
Gross Yards	3786	3819
Att./Comp.	496/295	467/269
Completion Pct.	59.5	57.6
Had Intercepted	16	21
<b>Punts/Average</b>	<b>58/41.8</b>	<b>56/37.6</b>
<b>Net Punting Avg.</b>	<b>56/36.1</b>	<b>56/34.0</b>
<b>Penalties/Yards</b>	<b>149/1153</b>	<b>109/903</b>
<b>Fumbles/Ball Lost</b>	<b>39/17</b>	<b>25/16</b>
<b>Touchdowns</b>	<b>41</b>	<b>52</b>
Rushing	16	20
Passing	23	28
Returns	2	4

BY PERIODS	1	2	3	4	OT	PTS
Oilers	50	128	85	102	0	365
Opponents	95	106	97	108	6	412

SCORING	TD	RU	PA	RT	PAT	FG	S	TP
Zendejas	0	0	0	0	40/40	25/37	0	115
Hill	8	0	8	0			0	48
Highsmith	6	4	2	0			0	36
Duncan	5	0	5	0			0	30
White	5	5	0	0			0	30
Moon	4	4	0	0			0	24
Givins	3	0	3	0			0	18
Harris	2	0	2	0			0	12
Jeffries	2	0	2	0			0	12
Pinkett	2	2	0	0			0	12
Rozier	2	2	0	0			0	12
Dishman	1	0	0	1			0	6
Seale	1	0	0	1			0	6
McDowell	0	0	0	0			1	2
<b>Oilers</b>	<b>41</b>	<b>16</b>	<b>23</b>	<b>2</b>	<b>40/40</b>	<b>25/37</b>	<b>2</b>	<b>365</b>
<b>Opponents</b>	<b>52</b>	<b>20</b>	<b>28</b>	<b>4</b>	<b>49/50</b>	<b>17/21</b>	<b>0</b>	<b>412</b>

RUSHING	No	Yds	Avg	Lg	TD
Highsmith	128	531	4.1	25	4
Pinkett	94	449	4.8	60	1
White	104	349	3.4	33	5
Rozier	88	301	3.4	17	2
Moon	70	268	3.8	19	4
Montgomery	3	17	5.7	11	0
T. Johnson	4	16	4.0	8	0
Duncan	1	0	0.0	0	0
Carlson	3	-3	-1.0	0	0
<b>Oilers</b>	<b>495</b>	<b>1928</b>	<b>3.9</b>	<b>60</b>	<b>16</b>
<b>Opponents</b>	<b>437</b>	<b>1669</b>	<b>3.8</b>	<b>58t</b>	<b>20</b>

PASSING	Att	Cmp	Pct	Yards	Yds/Att	TD	Int	Lg	Sk/Yds	Rating
Moon	464	280	60.3	3631	7.83	23	14	55	35/267	88.9
Carlson	31	15	48.4	155	5.00	0	1	23	2/20	49.8
Zendejas	1	0	0.0	0	0.00	0	1	0	0/0	0.0
<b>Oilers</b>	<b>496</b>	<b>295</b>	<b>59.5</b>	<b>3786</b>	<b>7.63</b>	<b>23</b>	<b>16</b>	<b>55</b>	<b>37/287</b>	<b>85.5</b>
<b>Opponents</b>	<b>467</b>	<b>269</b>	<b>57.6</b>	<b>3819</b>	<b>8.18</b>	<b>28</b>	<b>21</b>	<b>80t</b>	<b>36/277</b>	<b>85.4</b>

RECEIVING	No	Yds	Avg	Lg	TD
Hill	66	938	14.2	50	8
Givins	55	794	14.4	48	3
Jeffries	47	619	13.2	45t	2
Duncan	43	613	14.3	55	5
Pinkett	31	239	7.7	23	1
Highsmith	18	201	11.2	32	2
Harris	13	202	15.5	36	2
White	6	37	6.2	11	0
Verhulst	4	48	12.0	21	0
Jackson	4	31	7.8	18	0
Rozier	4	28	7.0	8	0
Mrosko	3	28	9.3	14	0
T. Johnson	1	8	8.0	8	0
<b>Oilers</b>	<b>295</b>	<b>3786</b>	<b>12.8</b>	<b>55</b>	<b>23</b>
<b>Opponents</b>	<b>269</b>	<b>3819</b>	<b>14.2</b>	<b>80t</b>	<b>28</b>

INTERCEPTIONS	No	Yds	Avg	Lg	TD
Brown	5	54	10.8	41	0
Lyles	4	66	16.5	48	0
McDowell	4	65	16.3	21	0
Dishman	4	31	7.8	31	0
Eaton	3	33	11.0	20	0
R. Johnson	1	0	0.0	0	0
Donaldson	0	14	--	14	0
<b>Oilers</b>	<b>21</b>	<b>263</b>	<b>12.5</b>	<b>48</b>	<b>0</b>
<b>Opponents</b>	<b>16</b>	<b>171</b>	<b>10.7</b>	<b>43</b>	<b>0</b>

PUNTING	No	Yds	Avg	Net	TB	In	Lg	B
Montgomery	56	2422	43.3	36.1	7	15	63	2
<b>Oilers</b>	<b>56</b>	<b>2422</b>	<b>41.8</b>	<b>36.1</b>	<b>7</b>	<b>15</b>	<b>63</b>	<b>2</b>
<b>Opponents</b>	<b>56</b>	<b>2107</b>	<b>37.6</b>	<b>34.0</b>	<b>4</b>	<b>10</b>	<b>55</b>	<b>3</b>

PUNT RETURNS	No	FC	Yds	Avg	Lg	TD
K. Johnson	19	21	122	6.4	19	0
<b>Oilers</b>	<b>19</b>	<b>21</b>	<b>122</b>	<b>6.4</b>	<b>19</b>	<b>0</b>
<b>Opponents</b>	<b>24</b>	<b>7</b>	<b>191</b>	<b>8.0</b>	<b>28</b>	<b>0</b>

KICKOFF RETURNS	No	Yds	Avg	Lg	TD
K. Johnson	21	372	17.7	39	0
White	17	303	17.8	29	0
Harris	14	331	23.6	63	0
T. Johnson	13	224	17.2	27	0
Mrosko	3	46	15.3	19	0
Williams	2	8	4.0	8	0
Fairs	1	1	1.0	1	0
Lyles	1	0	0.0	0	0
Gl. Montgomery	1	0	0.0	0	0
Verhulst	1	0	0.0	0	0
<b>Oilers</b>	<b>74</b>	<b>1285</b>	<b>17.4</b>	<b>63</b>	<b>0</b>
<b>Opponents</b>	<b>59</b>	<b>1024</b>	<b>17.4</b>	<b>97t</b>	<b>1</b>

FIELD GOALS	1-19	20-29	30-39	40-49	50+
Zendejas	1/1	8/9	9/14	5/11	2/2
<b>Oilers</b>	<b>1/1</b>	<b>8/9</b>	<b>9/14</b>	<b>5/11</b>	<b>2/2</b>
<b>Opponents</b>	<b>2/2</b>	<b>3/3</b>	<b>9/10</b>	<b>3/5</b>	<b>0/1</b>

**Zendejas:** ( ) (24G, 47N, 32G, 44N, 24N) (26G, 47B, 52G, 37N) (32G, 40G, 32G) (46G, 22G), (27G, 19G, 42N) (41G, 31N, 51G, 41N) (23G) ( ) (32G, 42G, 37G, 28G) (20G, 20G, 46G) (39N) (37N) (30G, 37G) (32N) (30G, 48G, 37G)  
**Opponents:** (35G, 51N) ( ) (43G, 26G) ( ) (30G, 45N, 34G, 43G) ( ) ( ) (47G) (38G) ( ) (31G, 39B, 34G) (18G, 37G, 18G) (21G, 48N) (27G, 30G) (32G)

**SACKS**  
 Childress 8.5, Fuller 6.5, Jones 6.0, Meads 4.0, Brown 3.0, Fairs 2.5, Lyles 2.0, Gl. Montgomery 1.5, McDowell 1.0, D. Smith 1.0  
**Oilers 36.0, Opponents 37.0**

**TACKLES (Solo-Assists-Total)**  
 Grimsley (72-30-102), McDowell (63-25-88), A. Smith (47-25-72), Lyles (43-22-65), Brown (49-14-63), Donaldson (35-27-62), Meads (35-26-61), Childress (38-19-57), Allen (47-6-53), Eaton (26-18-44), Fuller (31-11-42), Jones (21-14-35), Fairs (22-11-33), Dishman (27-3-30), Byrd (20-10-30), D. Smith (17-6-23), R. Johnson (17-5-22), Kozak (9-1-10), Bell (3-0-3), Brantley (2-1-3)  
**Team Totals: 651-293-944**

### USUAL STARTING LINEUP

**OFFENSE**

WR Drew Hill (85)  
 LT Bruce Davis (77)  
**LG Mike Munchak (63)**  
 C Jay Pennison (52)  
**RG Bruce Matthews (74)**  
 RT Dean Steinkuhler (70)  
 TE Bob Mrosko (87)  
 WR Ernest Givins (81)  
**QB Warren Moon (1)**  
 RB Mike Rozier (30)  
 FB Alonzo Highsmith (32)

**DEFENSE**

LE Ray Childress (79)  
 NT Doug Smith (99)  
 RE Richard Byrd (71)  
 Sean Jones (96)  
 OLB Robert Lyles (93)  
 ILB John Grimsley (59)  
 ILB Al Smith (54)  
 OLB Johnny Meads (91)  
 LCB Steve Brown (24)  
 RCB Patrick Allen (29)  
 SS Bubba McDowell (25)  
 FS Jeff Donaldson (31)

**SPECIALISTS**

K Tony Zendejas (7)  
 P Greg Montgomery (9)

**Pro Bowl**  
 All-Pro

**GM:** Mike Holovak; **Head Coach:** Jerry Glanville  
**Asst. Coaches:** Kevin Gilbride (QB), Kim Helton (OL), Frank Novak (RB), Floyd Reese (LB), Nick Saban (DB), Ray Sherman (WR), Doug Shively (DL), Richard Smith (ST/TE), Steve Watterson (strength & rehab.)

### AMERICAN FOOTBALL CONFERENCE STANDINGS

AFC EAST	W	L	T	Pct
Buffalo	9	7	0	.563
Indianapolis	8	8	0	.500
Miami	8	8	0	.500
New England	5	11	0	.313
N.Y. Jets	4	12	0	.250

AFC CENTRAL	W	L	T	Pct
Cleveland	9	6	1	.594
* Houston	9	7	0	.563
* Pittsburgh	9	7	0	.563
Cincinnati	8	8	0	.500

AFC WEST	W	L	T	Pct
Denver	11	5	0	.688
Kansas City	8	7	1	.531
L.A. Raiders	8	8	0	.500
Seattle	7	9	0	.438
San Diego	6	10	0	.375

### NATIONAL FOOTBALL CONFERENCE STANDINGS

NFC EAST	W	L	T	Pct
N.Y. Giants	12	4	0	.750
* Philadelphia	11	5	0	.688
Washington	10	6	0	.625
Phoenix	5	11	0	.313
Dallas	1	15	0	.063

NFC CENTRAL	W	L	T	Pct
Minnesota	10	6	0	.625
Green Bay	10	6	0	.625
Detroit	7	9	0	.438
Chicago	6	10	0	.375
Tampa Bay	5	11	0	.313

NFC WEST	W	L	T	Pct
San Francisco	14	2	0	.875
* L.A. Rams	11	5	0	.688
New Orleans	9	7	0	.563
Atlanta	3	13	0	.188

\* Wild Card for Playoffs

# 1988 SEASON (10-6 REGULAR SEASON, 1-1 PLAYOFFS) • 2ND PLACE AFC CENTRAL (TIED)

DATE	OPPONENT	SCORE	W/L	ATT
Sep. 4	at Indianapolis	17-14*	W	57,251
Sep. 11	L.A. RAIDERS	38-35	W	46,050
Sep. 18	at NY Jets	3-45	L	64,683
Sep. 25	NEW ENGLAND	31-6	W	38,646
Oct. 2	at Philadelphia	23-32	L	64,692
Oct. 9	KANSAS CITY	7-6	W	39,134
Oct. 16	at Pittsburgh	34-14	W	52,229
Oct. 23	at Cincinnati	21-44	L	54,659
Oct. 30	WASHINGTON	41-17	W	48,781
Nov. 7	CLEVELAND	24-17	W	51,467
Nov. 13	at Seattle	24-27	L	60,446
Nov. 20	PHOENIX	38-20	W	43,843
Nov. 24	at Dallas	25-17	W	50,845
Dec. 4	PITTSBURGH	34-37	L	47,791
Dec. 11	CINCINNATI	41-6	W	50,269
Dec. 18	at Cleveland	23-28	L	74,610
Dec. 24	at Cleveland	24-23	W	74,977
Jan. 1	at Buffalo	10-17	L	79,532

\* Overtime

	TITANS	OPP
<b>Total First Downs</b>	<b>308</b>	<b>304</b>
Rushing	141	94
Passing	148	170
Penalty	19	40
3rd Down: Made/Att	84/202	82/207
3rd Down Pct.	41.6	39.6
4th Down: Made/Att	7/13	8/14
4th Down Pct.	53.8	57.1
<b>Possession Avg.</b>	<b>31:11</b>	<b>28:49</b>
<b>Total Net Yards</b>	<b>5205</b>	<b>4858</b>
Avg. Per Game	325.3	303.6
Total Plays	1010	985
Avg. Per Play	5.2	4.9
<b>Net Yards Rushing</b>	<b>2249</b>	<b>1592</b>
Avg. Per Game	140.6	99.5
Total Rushes	558	431
<b>Net Yards Passing</b>	<b>2956</b>	<b>3266</b>
Avg. Per Game	184.8	204.1
Sacked/Yards Lost	24/210	42/353
Gross Yards	3166	3619
Att./Comp.	428/218	512/281
Completion Pct.	50.9	54.9
Had Intercepted	18	22
<b>Punts/Average</b>	<b>65/38.8</b>	<b>80/37.2</b>
<b>Net Punting Avg.</b>	<b>65/34.1</b>	<b>80/31.9</b>
<b>Penalties/Yards</b>	<b>125/1150</b>	<b>118/947</b>
<b>Fumbles/Ball Lost</b>	<b>33/17</b>	<b>33/20</b>
<b>Touchdowns</b>	<b>51</b>	<b>46</b>
Rushing	26	20
Passing	21	22
Returns	4	4

BY PERIODS	1	2	3	4	OT	PTS
Oilers	84	137	100	100	3	424
Opponents	85	112	71	97	0	365

SCORING	TD	RU	PA	RT	PAT	FG	S	TP
Zendejas	0	0	0	0	48/50	22/34	0	114
Rozier	11	10	1	0			0	66
Hill	10	0	10	0			0	60
Pinkett	9	7	2	0			0	54
Givins	5	0	5	0			0	30
Moon	5	5	0	0			0	30
Highsmith	2	2	0	0			0	12
Brown	1	0	0	1			0	6
Bryant	1	0	0	1			0	6
Carlson	1	1	0	0			0	6
Dishman	1	0	0	1			0	6
Drewrey	1	0	1	0			0	6
Duncan	1	0	1	0			0	6
Jeffries	1	0	1	0			0	6
Pease	1	1	0	0			0	6
White	1	0	0	1			0	6
Fairs	0	0	0	0			1	2
Seale	0	0	0	0			1	2
Oilers	51	26	21	4	48/50	22/34	2	424
Opponents	46	20	22	4	43/46	14/18	2	365

RUSHING	No	Yds	Avg	Lg	TD
Rozier	251	1002	4.0	28	10
Pinkett	122	513	4.2	27	7
Highsmith	94	466	5.0	42	2
White	31	115	3.7	16	0
Moon	33	88	2.7	14	5
Carlson	12	36	3.0	10	1
Givins	4	26	6.5	10	0
Tillman	3	5	1.7	2	0

PASSING	Att	Cmp	Pct	Yards	Yds/Att	TD	Int	Lg	Sk/Yds	Rating
Moon	294	160	54.4	2327	7.91	17	8	57t	12/120	88.4
Carlson	112	52	46.4	775	6.92	4	6	51t	10/72	59.2
Pease	22	6	27.3	64	2.91	0	4	21	2/18	0.0
Oilers	428	218	50.9	3166	7.40	21	18	57t	24/210	74.2
Opponents	512	281	54.9	3619	7.07	22	22	80t	42/353	73.7

	8	-2	-0.3	4t	1
Pease					
Oilers	558	2249	4.0	42	26
Opponents	431	1592	3.7	44t	20

RECEIVING	No	Yds	Avg	Lg	TD
Hill	72	1141	15.8	57t	10
Givins	60	976	16.3	46	5
Duncan	22	302	13.7	36	1
Highsmith	12	131	10.9	28	0
Pinkett	12	114	9.5	51t	2
Drewrey	11	172	15.6	55	1
Rozier	11	99	9.0	18	1
Harris	10	136	13.6	42	0
Williams	6	46	7.7	10	0
Jeffries	2	49	24.5	42	1
Oilers	218	3166	14.5	57t	21
Opponents	281	3619	12.9	80t	22

INTERCEPTIONS	No	Yds	Avg	Lg	TD
Donaldson	4	29	7.3	23	0
Bryant	3	56	18.7	36t	1
R. Johnson	3	0	0.0	0	0
Brown	2	48	24.0	44t	1
Lyles	2	3	1.5	3	0
K. Johnson	1	51	51.0	51	0
Seale	1	46	46.0	46	0
Allen	1	23	23.0	21	0
D. Smith	1	20	20.0	20	0
Fuller	1	9	9.0	9	0
Grimsley	1	9	9.0	9	0
Bostic	1	7	7.0	7	0
Byrd	1	1	1.0	1	0
Oilers	22	302	13.7	51	2
Opponents	18	289	16.1	73	1

PUNTING	No	Yds	Avg	Net	TB	In	Lg	B
Montgomery	65	2523	38.8	34.1	5	12	61	0
Oilers	65	2523	38.8	34.1	5	12	61	0
Opponents	80	2973	37.2	31.9	10	14	60	5

PUNT RETURNS	No	FC	Yds	Avg	Lg	TD
K. Johnson	30	6	170	5.7	16	0
Duncan	4	2	47	11.8	26	0
Drewrey	2	2	8	4.0	8	0
Oilers	36	10	225	6.3	26	0
Opponents	35	9	206	5.9	18	0

KICKOFF RETURNS	No	Yds	Avg	Lg	TD
Harris	34	678	19.9	56	0
White	8	196	24.5	90t	1
Pinkett	7	137	19.6	29	0
K. Johnson	6	157	26.2	56	0
Donaldson	1	5	5.0	5	0
Drewrey	1	10	10.0	10	0
Duncan	1	34	34.0	34	0
R. Johnson	1	2	2.0	2	0
Tillman	1	13	13.0	13	0
Oilers	60	1232	20.5	90t	1
Opponents	69	1362	19.7	92t	1+

FIELD GOALS	1-19	20-29	30-39	40-49	50+
Zendejas	1/1	3/5	7/8	9/16	2/4
Oilers	1/1	3/5	7/8	9/16	2/4
Opponents	0/0	4/4	1/2	8/10	1/2

**Zendejas:** (47B, 26N, 35G), (19G) (30G, 26N, 48N) (46N, 46N, 49G) () (37N, 50N) (50G, 27G) (45N) (41G, 39G) (52N, 47G) (52G) (46N, 37G) (28G, 49G, 47G, 22G) (36G, 41G, 41N) (43G, 48G) (39G, 42G, 35G)  
**Opponents:** (57N) (48N) (47G) () (22G, 39G, 41G) (28G, 51G) () () (46G) (40G) (40G, 46G) () (29G) (39N, 45G, 48B) (45G, 27G) ()

**SACKS**  
 Childress 8.5, Fuller 8.5, Meads 8.0, S. Jones 7.5, D. Smith 3.0,  
 Bostic 2.0, Lyles 1.5, Grimsley 1.0, Mikolas 1.0, Seale 1.0  
**Oilers 42.0, Opponents 24.0**

**TACKLES (Solo-Assists-Total)**  
 Grimsley (66-45-111), A. Smith (57-39-96), Lyles (58-34-92), Donaldson (53-34-87), Bostic (47-23-70), Meads (43-21-64), Brown (46-17-63), Childress (45-15-60), Fuller (40-16-56), R. Johnson (31-13-44), Allen (33-6-39), S. Jones (22-15-37), Byrd (25-11-36), D. Smith (22-13-35), Seale (14-5-19), Bryant (7-8-15), Dishman (12-0-12), K. Johnson (7-2-9), Fairs (8-0-8), Banks (4-0-4), W. Johnson (2-1-3), Mikolas (1-0-1), Loveall (1-0-1), Caston (0-1-1)  
**Team Totals: 644-319-963**

### USUAL STARTING LINEUP

**OFFENSE**

**WR** Drew Hill (85)  
**LT** Bruce Davis (77)  
**LG** Mike Munchak (63)  
**C** Jay Pennison (52)  
**RG** Bruce Matthews (74)  
**RT** Dean Steinkuhler (70)  
**TE** Jamie Williams (87)  
**WR** Ernest Givins (81)  
**QB** Warren Moon (1)  
**RB** Mike Rozier (30)  
**FB** Alonzo Highsmith (32)

**DEFENSE**

**LE** Ray Childress (79)  
**NT** Doug Smith (99)  
 Richard Byrd (71)  
**RE** William Fuller (95)  
**OLB** Robert Lyles (93)  
**ILB** John Grimsley (59)  
**ILB** Al Smith (54)  
**OLB** Johnny Meads (91)  
**LCB** Steve Brown (24)  
**RCB** Patrick Allen (29)  
**SS** Keith Bostic (25)  
**FS** Jeff Donaldson (31)

**SPECIALISTS**

**K** Tony Zendejas (7)  
**P** Greg Montgomery (9)

**Pro Bowl**

All-Pro

**GM:** Ladd Herzog; **Head Coach:** Jerry Glanville  
**Asst. Coaches:** Kim Helton (OL), Milt Jackson (WR), June Jones (QB), Floyd Reese (LB), Nick Saban (DB), Ray Sherman (RB), Doug Shively (DL), Richard Smith (ST/TE), Steve Watterson (strength & rehab.)

### AMERICAN FOOTBALL CONFERENCE STANDINGS

AFC EAST	W	L	T	Pct
Buffalo	12	4	0	.750
Indianapolis	9	7	0	.563
New England	9	7	0	.563
N.Y. Jets	8	7	1	.531
Miami	6	10	0	.375
<b>AFC CENTRAL</b>	<b>W</b>	<b>L</b>	<b>T</b>	<b>Pct</b>
Cincinnati	12	4	0	.750
* Cleveland	10	6	0	.625
<b>* Houston</b>	<b>10</b>	<b>6</b>	<b>0</b>	<b>.625</b>
Pittsburgh	5	11	0	.313
<b>AFC WEST</b>	<b>W</b>	<b>L</b>	<b>T</b>	<b>Pct</b>
Seattle	9	7	0	.563
Denver	8	8	0	.500
L.A. Raiders	7	9	0	.438
San Diego	6	10	0	.375
Kansas City	4	11	1	.281

### NATIONAL FOOTBALL CONFERENCE STANDINGS

NFC EAST	W	L	T	Pct
Philadelphia	10	6	0	.625
N.Y. Giants	10	6	0	.625
Washington	7	9	0	.438
Phoenix				

# 1987 SEASON (9-6 REGULAR SEASON, I-1 PLAYOFFS) • 2ND PLACE AFC CENTRAL

DATE	OPPONENT	SCORE	W/L	ATT
Sep. 13	L.A. RAMS	20-16	W	33,186
Sep. 20	at Buffalo	30-34	L	56,534
Sep. 27	L.A. RAIDERS	<i>Canceled due to players' strike</i>		
+Oct. 4	at Denver	40-10	W	38,494
+Oct. 11	at Cleveland	15-10	W	38,927
+Oct. 18	NEW ENGLAND	7-21	L	26,294
Oct. 25	ATLANTA	37-33	W	29,062
Nov. 1	at Cincinnati	31-29	W	52,700
Nov. 8	at San Francisco	20-27	L	59,740
Nov. 15	at Pittsburgh	23-3	W	56,177
Nov. 22	CLEVELAND	7-40	L	51,161
Nov. 29	at Indianapolis	27-51	L	54,999
Dec. 6	SAN DIEGO	33-18	W	31,714
Dec. 13	at New Orleans	10-24	L	68,257
Dec. 20	PITTSBURGH	24-16	W	38,683
Dec. 27	CINCINNATI	21-17	W	49,775
Jan. 3	SEATTLE	20-20*	W	49,622
Jan. 10	at Denver	13-30	L	75,968

+ Replacement games \* Overtime

	12	29	2.4	13	1
Tillman	12	29	2.4	13	1
Cobble	9	23	2.6	12	0
Moore	7	22	3.1	11	0
Harris	1	17	17.0	17	0
Valentine	5	10	2.0	4	0
Givins	1	-13	-13.0	-13	0
<b>Oilers</b>	<b>486</b>	<b>1923</b>	<b>4.0</b>	<b>41</b>	<b>12</b>
<b>Opponents</b>	<b>446</b>	<b>1848</b>	<b>4.1</b>	<b>57</b>	<b>10</b>

RECEIVING	No	Yds	Avg	Lg	TD
Givins	53	933	17.6	83t	6
D. Hill	49	989	20.2	52t	6
Rozier	27	192	7.1	27	0
Duncan	13	237	18.2	48	5
J. Williams	13	158	12.2	25	3
O. Williams	11	165	15.0	36t	1
Drewrey	11	148	13.5	35	0
Harris	10	164	16.4	39	0
Jackson	10	44	4.4	16	0
Jeffires	7	89	12.7	23	0
Wallace	7	34	4.9	7	0
Walters	5	99	19.8	51	0
Gehring	5	64	12.8	31t	1
McDonald	4	56	14.0	24	1
Highsmith	4	55	13.8	33t	1
Moore	3	21	7.0	10	0
Hunter	3	17	5.7	11	0
Valentine	2	10	5.0	7	0
Darrington	1	38	38.0	38	0
James	1	14	14.0	14	0
Pinkett	1	7	7.0	7	0
<b>Oilers</b>	<b>240</b>	<b>3534</b>	<b>14.7</b>	<b>83t</b>	<b>24</b>
<b>Opponents</b>	<b>266</b>	<b>3416</b>	<b>12.8</b>	<b>72t</b>	<b>25</b>

INTERCEPTIONS	No	Yds	Avg	Lg	TD
Bostic	6	-14	-2.3	7	0
Bryant	4	75	18.8	29	0
Donaldson	4	16	4.0	9	0
St. Brown	2	45	22.5	35	0
Lyles	2	42	21.0	27	0
Seale	1	73	73.0	73t	1
P. Allen	1	37	37.0	24	0
Small	1	3	3.0	3	0
R. Johnson	1	0	0.0	0	0
Newsom	1	-3	-3.0	-3	0
<b>Oilers</b>	<b>23</b>	<b>274</b>	<b>11.9</b>	<b>73t</b>	<b>1</b>
<b>Opponents</b>	<b>23</b>	<b>225</b>	<b>9.8</b>	<b>37t</b>	<b>1</b>

PUNTING	No	Yds	Avg	Net	TB	In	Lg	B
Gossett LG	44	1777	40.4	31.6	6	4	55	1
Gossett TM	25	1008	40.3	30.1	2	0	53	1
L. Johnson TM	41	1652	40.3	32.9	3	5	59	0
Superick	8	269	33.6	28.0	1	2	45	0
<b>Oilers</b>	<b>75</b>	<b>2929</b>	<b>39.1</b>	<b>31.4</b>	<b>6</b>	<b>7</b>	<b>59</b>	<b>1</b>
<b>Opponents</b>	<b>77</b>	<b>3033</b>	<b>39.4</b>	<b>34.6</b>	<b>6</b>	<b>22</b>	<b>62</b>	<b>0</b>

PUNT RETURNS	No	FC	Yds	Avg	Lg	TD
K. Johnson	24	5	196	8.2	26	0
Duncan	8	2	23	2.9	9	0
Drewrey	3	1	11	3.7	5	0
Walters	2	6	19	9.5	12	0
<b>Oilers</b>	<b>37</b>	<b>14</b>	<b>249</b>	<b>6.7</b>	<b>26</b>	<b>0</b>
<b>Opponents</b>	<b>43</b>	<b>10</b>	<b>454</b>	<b>10.6</b>	<b>45</b>	<b>0</b>

KICKOFF RETURNS	No	Yds	Avg	Lg	TD
Duncan	28	546	19.5	62	0
Pinkett	17	322	18.9	30	0
Drewrey	8	136	17.0	27	0
Hunter	4	79	19.8	28	0
Harris	3	87	29.0	43	0
K. Johnson	2	24	12.0	18	0
J. Davis	1	0	0.0	0	0
Fuller	1	0	0.0	0	0
Tillman	1	0	0.0	0	0
Valentine	1	13	13.0	13	0
Walters	1	18	18.0	18	0
Wallace*	0	0	--	0	0
<b>Oilers</b>	<b>67</b>	<b>1225</b>	<b>18.3</b>	<b>62</b>	<b>0</b>
<b>Opponents</b>	<b>57</b>	<b>1177</b>	<b>20.6</b>	<b>74</b>	<b>0</b>

\*one fair catch

FIELD GOALS	1-19	20-29	30-39	40-49	50+
Zendejas	2/2	5/5	4/6	8/12	1/1
Dietrich	0/0	2/2	1/1	3/3	0/0
<b>Oilers</b>	<b>2/2</b>	<b>7/7</b>	<b>5/7</b>	<b>11/15</b>	<b>1/1</b>
<b>Opponents</b>	<b>1/1</b>	<b>11/11</b>	<b>11/12</b>	<b>7/11</b>	<b>0/1</b>

Zendejas: (44G, 19G) (52G, 27G, 30G) () () (48N, 34N) (31G, 43G, 24G) (47G) (20G, 48G) (34G, 20G, 40G) (48N) (37B, 18G, 48N, 44G) (48G, 47G) (21G) (34G), (42N)

	TITANS	OPP
<b>Total First Downs</b>	<b>294</b>	<b>287</b>
Rushing	118	98
Passing	150	153
Penalty	26	36
3rd Down: Made/Att	73/208	65/201
3rd Down Pct.	35.1	32.3
4th Down: Made/Att	9/16	5/11
4th Down Pct.	56.3	45.5
<b>Possession Avg.</b>	<b>30:17</b>	<b>29:43</b>
<b>Total Net Yards</b>	<b>5223</b>	<b>4993</b>
Avg. Per Game	348.2	332.9
Total Plays	998	976
Avg. Per Play	5.2	5.1
<b>Net Yards Rushing</b>	<b>1923</b>	<b>1848</b>
Avg. Per Game	128.2	123.2
Total Rushes	486	446
<b>Net Yards Passing</b>	<b>3300</b>	<b>3145</b>
Avg. Per Game	220.0	209.7
Sacked/Yards Lost	30/234	35/271
Gross Yards	3534	3416
Att./Comp.	482/240	495/266
Completion Pct.	49.8	53.7
Had Intercepted	23	23
<b>Punts/Average</b>	<b>75/39.1</b>	<b>77/39.4</b>
<b>Net Punting Avg.</b>	<b>75/31.4</b>	<b>77/34.6</b>
<b>Penalties/Yards</b>	<b>114/1029</b>	<b>101/874</b>
<b>Fumbles/Ball Lost</b>	<b>32/14</b>	<b>37/14</b>
<b>Touchdowns</b>	<b>38</b>	<b>37</b>
Rushing	12	10
Passing	24	25
Returns	2	2

BY PERIODS	1	2	3	4	OT	PTS
Oilers	47	97	89	112	0	345
Opponents	75	117	71	86	0	349

SCORING	TD	RU	PA	RT	PAT	FG	S	TP
Zendejas	0	0	0	0	32/33	20/26	0	92
Givins	6	0	6	0	0	0	0	36
D. Hill	6	0	6	0	0	0	0	36
Duncan	5	0	5	0	0	0	0	30
Dietrich	0	0	0	0	5/5	6/6	0	23
Moon	3	3	0	0	0	0	0	18
Rozier	3	3	0	0	0	0	0	18
J. Williams	3	0	3	0	0	0	0	18
Highsmith	2	1	1	0	0	0	0	12
Pinkett	2	2	0	0	0	0	0	12
Gehring	1	0	1	0	0	0	0	6
Jackson	1	1	0	0	0	0	0	6
Lyles	1	0	0	1	0	0	0	6
McDonald	1	0	1	0	0	0	0	6
Pease	1	1	0	0	0	0	0	6
Seale	1	0	0	1	0	0	0	6
Tillman	1	1	0	0	0	0	0	6
O. Williams	1	0	1	0	0	0	0	6
Baker	0	0	0	0	0	1	2	2
<b>Oilers</b>	<b>38</b>	<b>12</b>	<b>24</b>	<b>2</b>	<b>37/38</b>	<b>26/32</b>	<b>1</b>	<b>345</b>
<b>Opponents</b>	<b>37</b>	<b>10</b>	<b>25</b>	<b>2</b>	<b>35/36</b>	<b>30/36</b>	<b>1</b>	<b>349</b>

RUSHING	No	Yds	Avg	Lg	TD
Rozier	229	957	4.2	41	3
Jackson	60	232	3.9	16t	1
Pinkett	31	149	4.8	22	2
Hunter	34	144	4.2	21	0
Moon	34	112	3.3	20	3
Highsmith	29	106	3.7	25	1
Wallace	19	102	5.4	19	0
Pease	15	33	2.2	8	1

PASSING	Att	Cmp	Pct	Yards	Yds/Att	TD	Int	Lg	Sk/Yds	Rating
Moon	368	184	50.0	2806	7.63	21	18	83t	25/198	74.2
Pease	113	56	49.6	728	6.44	3	5	51	5/36	60.6
D. Hill	1	0	0.0	0	0.00	0	0	0	0/0	39.6
<b>Oilers</b>	<b>482</b>	<b>240</b>	<b>49.8</b>	<b>3534</b>	<b>7.33</b>	<b>24</b>	<b>23</b>	<b>83t</b>	<b>30/234</b>	<b>70.8</b>
<b>Opponents</b>	<b>495</b>	<b>266</b>	<b>34.16</b>	<b>53.7</b>	<b>6.90</b>	<b>25</b>	<b>23</b>	<b>72t</b>	<b>35/271</b>	<b>73.1</b>

Dietrich: () () (43G, 39G, 44G, 27G) (45G, 23G) () () () () () (0) () () () ()  
**Opponents:** (28G, 44G, 47G) (45G, 38G) (28G) (26G) (52N) (39G, 37G, 45G, 18G) (32G, 33G, 26G, 43N, 39G, 32G) (44N, 28G, 38G) (22G) (21G, 32G, 31N) (36G, 45G, 49G) (27G) (48N, 46N, 28G) (25G, 35G, 20G) (43G)

**SACKS**  
 Childress 6.0, Martin (Hou) 3.0, Meads 4.0, D. Smith 3.5, Bostic 3.0, Baker 2.5, Cooks 2.0, Fuller 2.0, B. Johnson 2.0, Lyles 2.0, Byrd 1.0, Donaldson 1.0, Fox 1.0, Newsome 1.0, Seale 1.0  
**Oilers 35.0, Opponents 30.0**

**TACKLES (Solo-Assists-Total)**  
 A. Smith (44-56-100), Grimsley (56-41-97), Donaldson (50-43-93), Lyles (55-25-80), Childress (44-25-69), Bostic (46-21-67), Meads (40-24-64), St. Brown (32-15-47), D. Smith (28-19-47), P. Allen (34-9-43), Byrd (22-14-36), Bryant (24-11-35), Martin (21-14-35), K. Johnson (25-5-30), Seale (18-10-28), R. Johnson (19-7-26), Fuller (13-9-22), McMillian (13-7-20), Cooks (7-5-12), Baker (8-3-11), Fairs (5-4-9), Caston (1-7-8), Birdsong (4-1-5), W. Johnson (4-0-4), Lyday (2-0-2)  
**Team Totals: 615-375-990**

**USUAL STARTING LINEUP**

OFFENSE	DEFENSE
WR Drew Hill (85)	LE Ray Childress (79)
LT Bruce Davis (77)	NT Doug Smith (99)
<b>LG Mike Munchak (63)</b>	RE Richard Byrd (71)
C Jay Pennison (52)	OLB Robert Lyles (93)
RG Bruce Matthews (74)	ILB John Grimsley (59)
RT Dean Steinkuhler (70)	ILB Al Smith (54)
TE Jamie Williams (87)	OLB Johnny Meads (91)
WR Ernest Givins (81)	LCB Steve Brown (24)
QB Warren Moon (1)	RCB Patrick Allen (29)
<b>RB Mike Rozier (30)</b>	<b>SS Keith Bostic (25)</b>
FB Ray Wallace (35)	FS Jeff Donaldson (31)

**SPECIALISTS**  
 K Tony Zendejas (7)  
 P Jeff Gossett (8)

**Pro Bowl All-Pro**

GM: Ladd Herzeg; Head Coach: Jerry Glanville  
 Asst. Coaches: Tom Bettis (DB), Kim Helton (OL), Milt Jackson (WR), Dick Jamieson (RB), June Jones (QB), Miller McCalmion (ST/TE), Floyd Reese (LB), Doug Shively (DL), Steve Watterson (strength & rehab.)

**AMERICAN FOOTBALL CONFERENCE STANDINGS**

AFC EAST	W	L	T	Pct
Indianapolis	9	6	0	.600
New England	8	7	0	.533
Miami	8	7	0	.533
Buffalo	7	8	0	.467
N.Y. Jets	6	9	0	.400
AFC CENTRAL	W	L	T	Pct
Cleveland	10	5	0	.667
* Houston	9	6	0	.600
Pittsburgh	8	7	0	.533
Cincinnati	4	11	0	.267
AFC WEST	W	L	T	Pct
Denver	10	4	1	.700
* Seattle	9	6	0	.600
San Diego	8	7	0	.533
L.A. Raiders	5	10	0	.333
Kansas City	4	11	0	.267

**NATIONAL FOOTBALL CONFERENCE STANDINGS**

NFC EAST	W	L	T	Pct
Washington	11			



# 1986 SEASON (5-II REGULAR SEASON, 0-0 PLAYOFFS) • 4TH PLACE AFC CENTRAL

DATE	OPPONENT	SCORE	W/L	ATT
Sep. 7	at Green Bay	31-3	W	54,065
Sep. 14	CLEVELAND	20-23	L	46,049
Sep. 21	at Kansas City	13-27	L	43,699
Sep. 29	PITTSBURGH	16-22*	L	42,001
Oct. 5	at Detroit	13-24	L	41,960
Oct. 12	CHICAGO	7-20	L	46,026
Oct. 19	at Cincinnati	28-31	L	53,844
Oct. 26	L.A. RAIDERS	17-28	L	41,641
Nov. 2	at Miami	7-28	L	43,804
Nov. 9	CINCINNATI	32-28	W	32,130
Nov. 16	at Pittsburgh	10-21	L	49,724
Nov. 23	INDIANAPOLIS	31-17	W	31,792
Nov. 30	at Cleveland	10-13*	L	62,309
Dec. 7	at San Diego	0-27	L	40,103
Dec. 14	MINNESOTA	23-10	W	32,738
Dec. 21	BUFFALO	16-7	W	31,409

\* Overtime

	TITANS	OPP
<b>Total First Downs</b>	<b>299</b>	<b>285</b>
Rushing	101	102
Passing	179	137
Penalty	19	46
3rd Down: Made/Att	88/233	79/223
3rd Down Pct.	37.8	35.4
4th Down: Made/Att	4/13	6/12
4th Down Pct.	30.8	50.0
<b>Possession Avg.</b>	<b>30:33</b>	<b>29:27</b>
<b>Total Net Yards</b>	<b>5149</b>	<b>5034</b>
Avg. Per Game	321.8	314.6
Total Plays	1089	1054
Avg. Per Play	4.7	4.8
<b>Net Yards Rushing</b>	<b>1700</b>	<b>2035</b>
Avg. Per Game	106.3	127.2
Total Rushes	490	532
<b>Net Yards Passing</b>	<b>3449</b>	<b>2999</b>
Avg. Per Game	215.6	187.4
Sacked/Yards Lost	48/394	32/201
Gross Yards	3843	3200
Att./Comp.	551/288	490/228
Completion Pct.	52.3	46.5
Had Intercepted	31	16
<b>Punts/Average</b>	<b>89/41.1</b>	<b>94/39.5</b>
<b>Net Punting Avg.</b>	<b>89/35.7</b>	<b>94/33.3</b>
<b>Penalties/Yards</b>	<b>121/1018</b>	<b>85/674</b>
<b>Fumbles/Ball Lost</b>	<b>28/12</b>	<b>31/16</b>
<b>Touchdowns</b>	<b>30</b>	<b>39</b>
Rushing	13	13
Passing	14	25
Returns	3	1

BY PERIODS	1	2	3	4	OT	PTS
Oilers	57	70	71	76	0	274
Opponents	37	131	71	81	9	329

SCORING	TD	RU	PA	RT	PAT	FG	S	TP
Zendejas	0	0	0	0	28/29	22/27	0	94
D. Hill	5	0	5	0			0	30
Wallace	5	3	2	0			0	30
Givins	4	1	3	0			0	24
Rozier	4	4	0	0			0	24
Pinkett	3	2	1	0			0	18
Moon	2	2	0	0			0	12
Woolfolk	2	0	2	0			0	12
Donaldson	1	0	0	1			0	6
Lyles	1	0	0	1			0	6
Moriarty	1	1	0	0			0	6
Munchak	1	0	0	1			0	6
J. Williams	1	0	1	0			0	6
<b>Oilers</b>	<b>30</b>	<b>13</b>	<b>14</b>	<b>3</b>	<b>28/29</b>	<b>22/27</b>	<b>0</b>	<b>274</b>
<b>Opponents</b>	<b>39</b>	<b>13</b>	<b>25</b>	<b>1</b>	<b>38/38</b>	<b>19/29</b>	<b>0</b>	<b>329</b>

RUSHING	No	Yds	Avg	Lg	TD
Rozier	199	662	3.3	19t	4
Pinkett	77	225	2.9	14	2
Wallace	52	218	4.2	19	3
Moon	42	157	3.7	19	2
Givins	9	148	16.4	43t	1
Moriarty	55	137	2.5	9	1
Banks	29	80	2.8	9	0
Woolfolk	23	57	2.5	15	0
Luck	2	12	6.0	8	0
Edwards	1	3	3.0	3	0
Oliver LG	1	1	1.0	1	0
Oliver TM	1	1	1.0	1	0
<b>Oilers</b>	<b>490</b>	<b>1700</b>	<b>3.5</b>	<b>43t</b>	<b>13</b>
<b>Opponents</b>	<b>532</b>	<b>2035</b>	<b>3.8</b>	<b>45</b>	<b>13</b>

PASSING	Att	Cmp	Pct	Yards	Yds/Att	TD	Int	Lg	Sk/Yds	Rating
Moon	488	256	52.5	3489	7.15	13	26	81t	41/332	62.3
Luck	60	31	51.7	341	5.68	1	5	27	7/62	39.7
Givins	2	0	0.0	0	0.00	0	0	0	0/0	39.6
Rozier	1	1	100.0	13	13.00	0	0	13	0/0	118.8
<b>Oilers</b>	<b>551</b>	<b>288</b>	<b>52.3</b>	<b>3843</b>	<b>6.97</b>	<b>14</b>	<b>31</b>	<b>81t</b>	<b>48/394</b>	<b>59.7</b>
<b>Opponents</b>	<b>490</b>	<b>228</b>	<b>46.5</b>	<b>3200</b>	<b>6.53</b>	<b>25</b>	<b>16</b>	<b>85t</b>	<b>32/201</b>	<b>71.5</b>

RECEIVING	No	Yds	Avg	Lg	TD
D. Hill	65	1112	17.1	81t	5
Givins	61	1062	17.4	60	3
Pinkett	35	248	7.1	20	1
Woolfolk	28	314	11.2	30	2
Rozier	24	180	7.5	23	0
J. Williams	22	227	10.3	33	1
Drewrey	18	299	16.6	31	0
Wallace	17	177	10.4	35t	2
Banks	7	71	10.1	17	0
T. Smith	4	72	18.0	25	0
Akiu	4	67	16.8	27	0
Moriarty	2	16	8.0	17	0
Oliver LG	1	-2	-2.0	-2	0
Oliver TM	1	-2	-2.0	-2	0
<b>Oilers</b>	<b>288</b>	<b>3843</b>	<b>13.3</b>	<b>81t</b>	<b>14</b>
<b>Opponents</b>	<b>228</b>	<b>3200</b>	<b>14.0</b>	<b>85t</b>	<b>25</b>

INTERCEPTIONS	No	Yds	Avg	Lg	TD
Lyday	3	24	8.0	24	0
Allen	3	20	6.7	18	0
Brown	2	34	17.0	38	0
Eason	2	16	8.0	11	0
R. Johnson	2	6	3.0	6	0
Lyles	2	0	0.0	0	0
Bostic	1	0	0.0	0	0
Donaldson	1	0	0.0	0	0
<b>Oilers</b>	<b>16</b>	<b>100</b>	<b>6.3</b>	<b>38</b>	<b>0</b>
<b>Opponents</b>	<b>31</b>	<b>325</b>	<b>10.5</b>	<b>36</b>	<b>1</b>

PUNTING	No	Yds	Avg	Net	TB	In	Lg	B
L. Johnson	88	3623	41.2	35.7	9	26	66	0
Zendejas	1	36	36.0	36.0	0	1	36	0
<b>Oilers</b>	<b>89</b>	<b>3659</b>	<b>41.1</b>	<b>35.7</b>	<b>9</b>	<b>27</b>	<b>66</b>	<b>0</b>
<b>Opponents</b>	<b>94</b>	<b>3713</b>	<b>39.5</b>	<b>33.3</b>	<b>12</b>	<b>16</b>	<b>61</b>	<b>1</b>

PUNT RETURNS	No	FC	Yds	Avg	Lg	TD
Drewrey	34	13	262	7.7	25	0
Givins	8	0	80	10.0	17	0
Pinkett	1	2	-1	-1.0	-1	0
<b>Oilers</b>	<b>43</b>	<b>15</b>	<b>341</b>	<b>7.9</b>	<b>25</b>	<b>0</b>
<b>Opponents</b>	<b>40</b>	<b>21</b>	<b>303</b>	<b>7.6</b>	<b>41</b>	<b>0</b>

KICKOFF RETURNS	No	Yds	Avg	Lg	TD
Drewrey	25	500	20.0	32	0
Pinkett	26	519	20.0	48	0
Tasker	3	65	21.7	24	0
Riley	2	17	8.5	10	0
Woolfolk	2	38	19.0	21	0
Madsen	1	0	0.0	0	0
<b>Oilers</b>	<b>59</b>	<b>1139</b>	<b>19.3</b>	<b>48</b>	<b>0</b>
<b>Opponents</b>	<b>32</b>	<b>695</b>	<b>21.7</b>	<b>44</b>	<b>0</b>

FIELD GOALS	1-19	20-29	30-39	40-49	50+
Zendejas	1/1	7/7	7/9	6/7	1/3
<b>Oilers</b>	<b>1/1</b>	<b>7/7</b>	<b>7/9</b>	<b>6/7</b>	<b>1/3</b>
<b>Opponents</b>	<b>0/0</b>	<b>7/7</b>	<b>4/5</b>	<b>7/15</b>	<b>1/2</b>

Zendejas: (20G) (35G, 37G) () (45G, 29G, 23G) (25G, 45N, 19G) (54N) () (48G) () (42G, 25G, 30G, 46G) (44G, 39N) (34G, 32N) (53N, 47G) () (31G, 33G, 36G) (26G, 51G, 22G)  
 Opponents: (26G, 40N) (34G, 29G, 45G) (47G, 45G) (36N, 42G, 45G, 28G) (48G) (31G, 27G) (49B, 51G, 41N) (47N) (47N) (49N, 47N) () (37G) (23G, 29G) (20G, 35G) (40G) (53N, 42B)

**SACKS**  
 Childress 5.0, Meads 3.5, Byrd 3.0, Lyles 3.0, Abraham 2.0, Baker (Hou) 2.0, Bostic 2.0, D. Smith 2.0, Donaldson 1.5, Brown 1.0, Bush 1.0, Fuller 1.0, Golic 1.0, Grimsley 1.0, R. Johnson 1.0, Madsen 1.0, Taylor 1.0  
**Oilers 32.0, Opponents 48.0.**

**TACKLES (Solo-Assists-Total)**  
 Grimsley (112-87-199), Childress (67-105-172), Abraham (77-59-136), Lyles (78-57-135), Byrd (44-80-124), Meads (59-52-111), Donaldson (58-52-110), Bostic (55-24-79), Brown (64-13-77), Golic (24-42-66), Eason (37-25-62), D. Smith (22-29-51), Allen (36-9-45), R. Johnson (17-6-23), Riley (12-11-23), Fuller (9-13-22), Bush (13-7-20), Fairs (11-4-15), McMillian (8-3-11), Baker (3-6-9), Matthews (6-2-8), Dodge (6-1-7), Banks (5-1-6), Madsen (3-3-6), Parks (3-2-5), Pinkett (4-0-4), Akiu (3-0-3), Oliver (2-0-2), D. Williams (1-0-1), Dressel (1-0-1), L. Johnson (1-0-1), Morgan (1-0-1), Griffin (1-0-1), Tasker (0-1-1) Drewrey (0-1-1), Taylor (0-1-1)  
**Team Totals: 866-714-1580**

### USUAL STARTING LINEUP

**OFFENSE**  
 WR Drew Hill (85)  
 LT Bruce Matthews (74)  
 LG Mike Munchak (63)  
 C Jim Romano (55)  
 Jay Pennison (52)  
 RG Kent Hill (72)  
 RT Dean Steinkuhler (70)  
 TE Jamie Williams (87)  
 WR Ernest Givins (81)  
 QB Warren Moon (1)  
 RB Mike Rozier (30)  
 FB Larry Moriarty (30)  
 Butch Woolfolk (40)

**DEFENSE**  
 LE Ray Childress (79)  
 NT Doug Smith (99)  
 Mike Golic (68)  
 RE Richard Byrd (71)  
 OLB Robert Lyles (93)  
 ILB Avon Riley (53)  
 John Grimsley (59)  
 ILB Robert Abraham (56)  
 OLB Johnny Meads (91)  
 LCB Steve Brown (24)  
 RCB Patrick Allen (29)  
 SS Keith Bostic (25)  
 FS Bo Eason (21)  
 Jeff Donaldson (31)

**SPECIALISTS**  
 K Tony Zendejas (7)  
 P Lee Johnson (11)

**Pro Bowl**  
 All-Pro

**GM:** Ladd Herzeg; **Head Coach:** Jerry Glanville  
**Asst. Coaches:** Dick Jamieson (off. coord./RB), Tom Bettis (DB), Gary Huff (QB), Milt Jackson (WR), Miller McCalmon (ST), Floyd Reese (LB), Doug Shively (DL), Bill Walsh (OL), Steve Watterson (strength & cond.)

### AMERICAN FOOTBALL CONFERENCE STANDINGS

AFC EAST	W	L	T	Pct
New England	11	5	0	.688
* N.Y. Jets	10	6	0	.625
Miami	8	8	0	.500
Buffalo	4	12	0	.250
Indianapolis	3	13	0	.188
<b>AFC CENTRAL</b>	<b>W</b>	<b>L</b>	<b>T</b>	<b>Pct</b>
Cleveland	12	4	0	.750
Cincinnati	10	6	0	.625
Pittsburgh	6	10	0	.375
<b>Houston</b>	<b>5</b>	<b>11</b>	<b>0</b>	<b>.313</b>
<b>AFC WEST</b>	<b>W</b>	<b>L</b>	<b>T</b>	<b>Pct</b>
Denver	11	5	0	.688
* Kansas City	10	6	0	.625
Seattle	10	6	0	.625
L.A. Raiders	8	8	0	.500
San Diego	4	12	0	.250

### NATIONAL FOOTBALL CONFERENCE STANDINGS

NFC EAST	W	L	T	Pct
N.Y. Giants	14	2	0	.875
* Washington	12	4	0	.750
Dallas	7	9	0	.438
Philadelphia	5	10	1	.344
St. Louis	4	11	1	.281
<b>NFC CENTRAL</b>	<b>W</b>	<b>L</b>	<b>T</b>	<b>Pct</b>
Chicago	14	2	0	.875
Minnesota	9	7	0	.563
Detroit	5	11	0	.313
Green Bay	4	12	0	.250
Tampa Bay	2	14	0	.125
<b>NFC WEST</b>	<b>W</b>	<b>L</b>	<b>T</b>	<b>Pct</b>
San Francisco	10	5	1	.656
* L.A. Rams	10	6	0	.625
Atlanta	7	8	1	.469
New Orleans	7	9	0	.438

\* Wild Card for Playoffs

1985 SEASON (5-II REGULAR SEASON, 0-0 PLAYOFFS) • 4TH PLACE AFC CENTRAL

Table with columns: DATE, OPPONENT, SCORE, W/L, ATT. Rows include games from Sep. 8 to Dec. 22, with scores and win/loss records.

Summary statistics table for the Titans and Opponents. Columns include Total First Downs, Rushing, Passing, Net Yards Rushing, Net Yards Passing, etc.

BY PERIODS table showing Oilers and Opponents performance across quarters 1-4 and OT, with total points.

SCORING table listing individual player touchdowns (TD), rushing yards (RU), passing attempts (PA), rushing touchdowns (RT), passing touchdowns (PAT), field goals (FG), sacks (S), and total points (TP).

RUSHING table showing individual player rushing statistics: No, Yds, Avg, Lg, TD.

PASSING table showing individual player passing statistics: Att, Cmp, Pct, Yards, Yds/Att, TD, Int, Lg, Sk/Yds, Rating.

RECEIVING table showing individual player receiving statistics: No, Yds, Avg, Lg, TD.

INTERCEPTIONS table showing individual player interception statistics: No, Yds, Avg, Lg, TD.

PUNTING table showing individual player punting statistics: No, Yds, Avg, Net, TB, In, Lg, B.

PUNT RETURNS table showing individual player punt return statistics: No, FC, Yds, Avg, Lg, TD.

KICKOFF RETURNS table showing individual player kickoff return statistics: No, Yds, Avg, Lg, TD.

FIELD GOALS table showing individual player field goal statistics: 1-19, 20-29, 30-39, 40-49, 50+.

Zendejas: (35G, 46G) (44G, 35G, 42N, 33N) () (33G, 37N) (27G, 25G) (50G, 27G) (40N, 34G, 28G, 32G) (39G, 38G) (39N, 38G) () (46G, 52G, 51G) (25G, 26G) () (24N) (45G)

SACKS: Baker 5.5, Kush 5.0, Bostic 5.0, Stensrud 5.0, Childress 3.5, Bush 3.0, Eason 2.5, Riley 2.0, D. Smith 2.0, Sochia 2.0, Meads 1.5, Abraham 1.0, Brown 1.0, Byrd 1.0, Donaldson 1.0

TACKLES (Solo-Assists-Total): Riley (80-67-147), Childress (71-64-135), Eason (87-44-131), Lyles (60-70-130), Abraham (51-59-110), Bostic (75-34-109), Bush (52-47-99), Grimsley (46-41-87), Brown (63-23-86), Baker (43-39-82), Stensrud (35-30-65), Allen (46-9-57), Byrd (18-33-51), Meads (28-12-40), Donaldson (26-4-30), Smith (15-14-29), Sochia (15-10-25), Kush (21-6-27), Lyday (18-9-27), Johnson (15-1-16), Briehl (6-9-15), McCillian (1-0-1)

Team Totals: 872-625-1499

USUAL STARTING LINEUP

- OFFENSE: WR Tim Smith (83), LT Harvey Salem (73), LG Mike Munchak (63), C Jim Romano (55), RG John Schuhmacher (62), RT Bruce Matthews (74), TE Jamie Williams (87), WR Drew Hill (85), QB Warren Moon (1), RB Butch Woolfolk (40), FB Larry Moriarty (30)

- DEFENSE: LE Ray Childress (79), NT Mike Stensrud (67), RE Jesse Baker (75), OLB Robert Lyles (93), ILB Avon Riley (53), ILB Robert Abraham (56), OLB Frank Bush (94), LCB Steve Brown (24), RCB Patrick Allen (29), SS Keith Bostic (25), FS Bo Eason (21)

- SPECIALISTS: K Tony Zendejas (7), P Lee Johnson (11)

Pro Bowl All-Pro GM: Ladd Herzeg; Head Coach: Hugh Campbell (14 games), Jerry Glanville (two games) Asst. Coaches: Joe Faragalli (off. coord.), Jerry Glanville (def. coord.), Bill Allerheilgen (strength & cond.), John Devlin (inside LB), Gene Gaines (ST/outside LB), Ken Houston (DB), Bruce Lemmerman (WR), Bob Padilla (DL), Al Roberts (off. backs), Bill Walsh (OL)

\* Coord. for first 14 games; head coach last two games

AMERICAN FOOTBALL CONFERENCE STANDINGS

Standings table for AFC EAST, AFC CENTRAL, and AFC WEST, showing teams, wins/losses, and winning percentages.

NATIONAL FOOTBALL CONFERENCE STANDINGS

Standings table for NFC EAST, NFC CENTRAL, and NFC WEST, showing teams, wins/losses, and winning percentages.

\* Wild Card for Playoffs



1983 SEASON (2-14 REGULAR SEASON, 0-0 PLAYOFFS) • 4TH PLACE AFC CENTRAL

DATE	OPPONENT	SCORE	W/L	ATT
Sep. 4	GREEN BAY	38-41*	L	44,073
Sep. 11	at L.A. Raiders	6-20	L	37,526
Sep. 18	PITTSBURGH	28-40	L	44,150
Sep. 25	at Buffalo	13-30	L	60,070
Oct. 2	at Pittsburgh	10-17	L	56,901
Oct. 9	DENVER	14-26	L	44,209
Oct. 16	at Minnesota	14-34	L	58,910
Oct. 23	KANSAS CITY	10-13*	L	39,462
Oct. 30	at Cleveland	19-25*	L	68,851
Nov. 6	CININNATI	14-55	L	39,706
Nov. 13	DETROIT	27-17	W	40,660
Nov. 20	at Cincinnati	10-38	L	46,375
Nov. 27	at Tampa Bay	24-33	L	38,625
Dec. 4	MIAMI	17-24	L	39,434
Dec. 11	CLEVELAND	34-27	W	29,746
Dec. 18	at Baltimore	10-20	L	20,418

	TITANS	OPP
<b>Total First Downs</b>	<b>295</b>	<b>332</b>
Rushing	120	161
Passing	155	150
Penalty	20	21
3rd Down: Made/Att	87/223	85/205
3rd Down Pct.	39.0	41.5
4th Down: Made/Att	9/16	8/9
4th Down Pct.	56.3	88.9
<b>Possession Avg.</b>	<b>29:40</b>	<b>30:20</b>
<b>Total Net Yards</b>	<b>4900</b>	<b>5632</b>
Avg. Per Game	306.3	352.0
Total Plays	1033	1031
Avg. Per Play	4.7	5.5
<b>Net Yards Rushing</b>	<b>1998</b>	<b>2787</b>
Avg. Per Game	124.9	174.2
Total Rushes	502	576
<b>Net Yards Passing</b>	<b>2902</b>	<b>2845</b>
Avg. Per Game	181.4	177.8
Sacked/Yards Lost	49/384	31/250
Gross Yards	3286	3095
Att./Comp.	482/260	424/252
Completion Pct.	53.9	59.4
Had Intercepted	29	14
<b>Punts/Average</b>	<b>80/39.2</b>	<b>65/39.5</b>
<b>Net Punting Avg.</b>	<b>80/32.8</b>	<b>65/33.0</b>
<b>Penalties/Yards</b>	<b>84/784</b>	<b>104/825</b>
<b>Fumbles/Ball Lost</b>	<b>26/18</b>	<b>34/15</b>
<b>Touchdowns</b>	<b>34</b>	<b>54</b>
Rushing	16	23
Passing	16	26
Returns	2	5

BY PERIODS	1	2	3	4	OT	PTS
Oilers	67	57	67	97	0	288
Opponents	100	157	81	110	12	460

SCORING	TD	RU	PA	RT	PAT	FG	S	TP
Kempf	0	0	0	0	33/34	17/21	0	84
Campbell	12	12	0	0	0	0	0	72
Smith	6	0	6	0	0	0	0	36
Dressel	4	0	4	0	0	0	0	24
Crutchfield LG	3	3	0	0	0	0	0	18
Moriarty	3	3	0	0	0	0	0	18
Renfro	2	0	2	0	0	0	0	12
Arnold	1	0	1	0	0	0	0	6
C. Brown	1	1	0	0	0	0	0	6
S. Brown	1	0	0	1	0	0	0	6
Edwards	1	0	1	0	0	0	0	6
McCloskey	1	0	1	0	0	0	0	6
Roaches	1	0	0	1	0	0	0	6
Walls	1	0	1	0	0	0	0	6
Oilers	34	16	16	2	33/34	17/21	0	288
Opponents	54	23	26	5	49/51	29/36	0	460

RUSHING	No	Yds	Avg	Lg	TD
Campbell	322	1301	4.0	42	12
Crutchfield LG	140	578	4.1	17	3
Crutchfield TM	3	7	2.3	5	0
Moriarty	65	321	4.9	80	3
Craft	55	147	2.7	8	0
Luck	17	55	3.2	17	0
Walls	5	44	8.8	14	0
Nielsen	8	43	5.4	20	0
Edwards	16	40	2.5	9	0
Smith	2	16	8.0	9	0
Manning	2	13	6.5	11	0
Allen	1	5	5.0	5	0
Dressel	1	3	3.0	3	0

PASSING	Att	Cmp	Pct	Yards	Yds/Att	TD	Int	Lg	Sk/Yds	Rating
Luck	217	124	57.1	1375	6.34	8	13	66	16/138	63.4
Nielsen	175	90	51.4	1125	6.41	5	8	48	22/163	62.2
Manning	88	44	50.0	755	8.58	2	8	47i	11/83	49.2
Bryant	1	1	100.0	24	24.0	1	0	24i	0/0	158.3
James	1	1	100.0	7	7.0	0	0	7	0/0	95.8
Oilers	482	260	53.9	3286	6.82	16	29	66	49/384	61.4
Opponents	424	252	59.4	3095	7.30	26	14	74t	31/250	88.7

Renfro	1	3	3.0	3	0
C. Brown	3	0	0.0	1t	1
James	1	0	0.0	0	0
<b>Oilers</b>	<b>502</b>	<b>1998</b>	<b>4.0</b>	<b>80</b>	<b>16</b>
<b>Opponents</b>	<b>576</b>	<b>2787</b>	<b>4.8</b>	<b>52</b>	<b>23</b>

RECEIVING	No	Yds	Avg	Lg	TD
Smith	83	1176	14.2	47t	6
Dressel	32	316	9.9	35t	4
Renfro	23	316	13.7	38t	2
Campbell	19	216	11.4	66	0
Crutchfield LG	19	133	7.0	15	0
Bryant	16	211	13.2	26	0
McCloskey	16	137	8.6	20	1
Holston	14	205	14.6	43	0
Walls	12	276	23.0	48	1
Arnold	12	137	11.4	37	1
Craft	12	99	8.3	14	0
Edwards	9	79	8.8	20	1
Casper TM	7	79	11.3	17	0
Moriarty	4	32	8.0	12	0
Kempf	1	7	7.0	7	0
Oilers	260	3286	12.6	66	16
Opponents	252	3095	12.3	74t	26

INTERCEPTIONS	No	Yds	Avg	Lg	TD
Tullis	5	65	13.0	44	0
Hatchett LG	4	36	9.0	25	0
Kay	2	31	15.5	27	0
Bostic	2	0	0.0	0	0
Reinfeldt	1	19	19.0	19	0
S. Brown	1	16	16.0	16	0
Bingham	1	4	4.0	4	0
Abraham	1	0	0.0	0	0
Riley	1	0	0.0	0	0
Oilers	14	135	9.6	44	0
Opponents	29	392	13.5	71t	2

PUNTING	No	Yds	Avg	Net	TB	In	Lg	B
James	79	3136	39.7	32.8	8	12	53	1
Oilers	80	3136	39.2	32.8	8	12	53	1
Opponents	65	2567	39.5	33.0	13	19	60	0

PUNT RETURNS	No	FC	Yds	Avg	Lg	TD
Roaches	20	9	159	8.0	23	0
Oilers	20	9	159	8.0	23	0
Opponents	47	15	354	7.5	43	0

KICKOFF RETURNS	No	Yds	Avg	Lg	TD
S. Brown	31	795	25.6	93t	1
Roaches	34	641	18.9	97t	1
Walls	9	110	12.2	25	0
Dressel	4	40	10.0	13	0
Moriarty	2	25	12.5	16	0
Hunt	1	12	12.0	12	0
McCloskey	1	11	11.0	11	0
Tullis	1	16	16.0	16	0
Riley	0	26	--	26	0
Oilers	83	1676	20.2	97t	2
Opponents	61	1280	21.0	55	0

FIELD GOALS	1-19	20-29	30-39	40-49	50+
Kempf	1/1	4/4	7/8	4/6	1/2
Oilers	1/1	4/4	7/8	4/6	1/2
Opponents	2/2	6/7	9/11	12/15	0/1
Kempf: (49G, 59N) (40G, 34B, 38G) () (31G, 25G) (34G) () () (32G, 42N) (19G, 24G) () (47G, 21G) (34G) (51G) (23G) (41G, 45N, 39G) (34G)					
Opponents: (46G, 42G) (36N, 41B, 26N) (49G, 35G, 20G, 22G) (48G) (18G) (45G, 39G, 30N, 49G, 35G) (44G, 28G, 48N) (31G, 52N, 41G) (37G, 37G, 29G, 30G) (44G, 29G) (35G) (26G) (41N) (19G) (44G, 45G) (48G, 37G)					

SACKS
Baker 5.5, Taylor 4.5, Foster 3.5, Bostic 3.0, Hamm 3.0, Brazile 2.5, Sochia 2.5, Stensrud 2.0, Abraham 1.0, Hartwig 1.0, Hunt 1.0, Thompson 1.0, Riley 0.5
<b>Oilers 31.0, Opponents 49.0</b>

TACKLES (Solo-Assists-Total)
Bingham (87-48-135), Abraham (83-34-117), Bostic (70-21-91), Brazile (55-35-90), Hartwig (59-17-76), Riley (56-19-75), Baker (49-17-66), Brown (48-12-60), Tullis (50-9-59), Sochia (45-10-55), Hamm (41-12-53), Hunt (30-7-37), Thompson (29-5-34), Kay (27-4-31), Stensrud (18-8-26), Reinfeldt (15-7-22), Wilson (16-1-17), Foster (8-4-12), Joiner (4-1-5), Meadows (2-0-2)
<b>Oilers (792-271-1063)</b>

**USUAL STARTING LINEUP**

**OFFENSE**

WR Mike Renfro (83)  
Steve Bryant (81)

LT Doug France (77)

LG Mike Munchak (63)

C David Carter (58)

RG Bruce Matthews (74)

RT Harvey Salem (73)

TE Chris Dressel (88)

WR Tim Smith (83)

QB Gifford Nielsen (7)  
Oliver Luck (10)

**RB Earl Campbell (34)**

FB Larry Moriarty (30)  
or TE Mike McCloskey (89)

**DEFENSE**

LE Bob Hamm (90)

NT Brian Sochia (72)  
Mike Stensrud (67)

RE Jesse Baker (75)

OLB Avon Riley (53)

ILB Gregg Bingham (54)  
Robert Abraham (56)

OLB Robert Brazile (52)

LCB Steve Brown (24)  
Bill Kay (22)

RCB Willie Tullis (20)

SS Keith Bostic (25)

FS Carter Hartwig (36)

**SPECIALISTS**

K Florian Kempf (4)

P John James (6)

**Pro Bowl**

**GM:** Ladd Herzeg; **Head Coach:** Ed Biles (six games), Chuck Studley (10 games)  
**Asst. Coaches:** O. Kay Dalton (off. coord.), Chuck Studley (def. coord.), Bill Allerheiligen (strength & cond.), Andy Bourgeois (WR), Ken Houston (DB), Elijah Pitts (off. backs), Vic Rapp (TE/ST), Dick Selcer (LB), Ralph Staub (DL), Bill Walsh (OL)

\* Coord. for first six games; head coach last 10 games

AMERICAN FOOTBALL CONFERENCE STANDINGS					
AFC EAST	W	L	T	Pct	
Miami	12	4	0	.750	
New England	8	8	0	.500	
Buffalo	8	8	0	.500	
Baltimore	7	9	0	.438	
N.Y. Jets	7	9	0	.438	
AFC CENTRAL	W	L	T	Pct	
Pittsburgh	10	6	0	.625	
Cleveland	9	7	0	.563	
Cincinnati	7	9	0	.438	
<b>Houston</b>	<b>2</b>	<b>14</b>	<b>0</b>	<b>.125</b>	
AFC WEST	W	L	T	Pct	
L.A. Raiders	12	4	0	.750	
* Seattle	9	7	0	.563	
* Denver	9	7	0	.563	
San Diego	6	10	0	.375	
Kansas City	6	10	0	.375	

NATIONAL FOOTBALL CONFERENCE STANDINGS					
NFC EAST	W	L	T	Pct	
Washington	14	2	0	.875	
* Dallas	12	4	0	.750	
St. Louis	8	7	1	.438	
Philadelphia	5	11	0	.313	
N.Y. Giants	3	12	1	.219	
NFC CENTRAL	W	L	T	Pct	
Detroit	9	7	0	.563	
Green Bay	8	8	0	.500	
Chicago	8	8	0	.500	
Minnesota					

# 1982 SEASON (1-8 REGULAR SEASON, 0-0 PLAYOFFS) • 13TH PLACE AFC

DATE	OPPONENT	SCORE	W/L	ATT
Sep. 12	at Cincinnati	6-27	L	52,268
Sep. 19	SEATTLE	23-21	W	43,117
Nov. 21	PITTSBURGH	10-24	L	42,338
Nov. 28	at New England	21-29	L	33,602
Dec. 5	at NY Giants	14-17	L	71,184
Dec. 13	DALLAS	7-37	L	51,808
Dec. 19	at Philadelphia	14-35	L	44,119
Dec. 26	CLEVELAND	14-20	L	36,559
Jan. 2	CINCINNATI	27-35	L	26,522

Note: strike-shortened season

	TITANS	OPP
<b>Total First Downs</b>	<b>138</b>	<b>187</b>
Rushing	52	67
Passing	81	106
Penalty	5	14
3rd Down: Made/Att	43/123	60/130
3rd Down Pct.	35.0	46.2
4th Down: Made/Att	8/12	2/6
4th Down Pct.	66.7	33.3
<b>Possession Avg.</b>	<b>27:40</b>	<b>32:20</b>
<b>Total Net Yards</b>	<b>2373</b>	<b>3438</b>
Avg. Per Game	263.7	382.0
Total Plays	551	613
Avg. Per Play	4.3	5.6
<b>Net Yards Rushing</b>	<b>799</b>	<b>1225</b>
Avg. Per Game	88.8	136.1
Total Rushes	225	298
<b>Net Yards Passing</b>	<b>1574</b>	<b>2213</b>
Avg. Per Game	174.9	245.9
Sacked/Yards Lost	39/308	31/240
Gross Yards	1882	2453
Att./Comp.	287/153	284/179
Completion Pct.	53.3	63.0
Had Intercepted	15	3
<b>Punts/Average</b>	<b>55/39.7</b>	<b>38/43.0</b>
<b>Net Punting Avg.</b>	<b>55/33.0</b>	<b>38/36.1</b>
<b>Penalties/Yards</b>	<b>52/424</b>	<b>59/454</b>
<b>Fumbles/Ball Lost</b>	<b>14/11</b>	<b>20/13</b>
<b>Touchdowns</b>	<b>18</b>	<b>30</b>
Rushing	5	10
Passing	12	18
Returns	1	2

BY PERIODS	1	2	3	4	OT	PTS
Oilers	24	27	31	54	0	136
Opponents	48	71	45	81	0	245

SCORING	TD	RU	PA	RT	PAT	FG	S	TP
Casper	6	0	6	0			0	36
Kempf	0	0	0	0	16/18	4/6	0	28
Craft	4	3	1	0			0	24
Renfro	3	0	3	0			0	18
Campbell	2	2	0	0			0	12
Allen	1	0	1	0			0	6
Holston	1	0	1	0			0	6
Reinfeldt*	1	0	0	1			0	6
<b>Oilers</b>	<b>18</b>	<b>5</b>	<b>12</b>	<b>1</b>	<b>16/18</b>	<b>4/6</b>	<b>0</b>	<b>136</b>
<b>Opponents</b>	<b>30</b>	<b>10</b>	<b>18</b>	<b>2</b>	<b>30/30</b>	<b>11/18</b>	<b>1</b>	<b>245</b>

\*recovered fumble in end zone

RUSHING	No	Yds	Avg	Lg	TD
Campbell	157	538	3.4	22	2
Manning	13	85	6.5	24	0
Edwards	15	58	3.9	8	0
Craft	18	42	2.3	10	3
Nielsen	9	37	4.1	9	0
Armstrong	8	15	1.9	5	0
Bailey	1	13	13.0	13	0
Casper	2	9	4.5	8	0
Allen	2	2	1.0	9	0
<b>Oilers</b>	<b>225</b>	<b>799</b>	<b>3.6</b>	<b>24</b>	<b>5</b>
<b>Opponents</b>	<b>298</b>	<b>1225</b>	<b>4.1</b>	<b>90t</b>	<b>10</b>

PASSING	Att	Cmp	Pct	Yards	Yds/Att	TD	Int	Lg	Sk/Yds	Rating
Nielsen	161	87	54.0	1005	6.24	6	8	46	12/92	64.8
Manning LG	132	67	50.8	880	6.67	6	8	54t	29/234	62.1
Manning TM	125	66	52.8	877	7.02	6	6	54t	27/216	71.3
Campbell	1	0	0.0	0	0.0	0	1	0	0/0	0.0
<b>Oilers</b>	<b>287</b>	<b>153</b>	<b>53.3</b>	<b>1882</b>	<b>6.56</b>	<b>12</b>	<b>15</b>	<b>54t</b>	<b>39/308</b>	<b>66.0</b>
<b>Opponents</b>	<b>284</b>	<b>179</b>	<b>63.0</b>	<b>2453</b>	<b>8.64</b>	<b>18</b>	<b>3</b>	<b>62t</b>	<b>31/240</b>	<b>107.3</b>

RECEIVING	No	Yds	Avg	Lg	TD
Casper	36	573	15.9	38	6
Bailey	26	367	14.1	27	0
Craft	23	230	10.0	49	1
Renfro	21	295	14.0	54t	3
Campbell	18	130	7.2	46	0
Armstrong	12	75	6.3	14	0
Edwards	9	53	5.9	21	0
Holston	5	116	23.2	38t	1
Allen	2	35	17.5	23t	1
Thomaselli	1	8	8.0	8	0
<b>Oilers</b>	<b>153</b>	<b>1882</b>	<b>12.3</b>	<b>54t</b>	<b>12</b>
<b>Opponents</b>	<b>179</b>	<b>2453</b>	<b>13.7</b>	<b>62t</b>	<b>18</b>

INTERCEPTIONS	No	Yds	Avg	Lg	TD
Brazile	1	31	31.0	31	0
Bingham	1	8	8.0	8	0
Perry	1	8	8.0	8	0
<b>Oilers</b>	<b>3</b>	<b>47</b>	<b>15.7</b>	<b>31</b>	<b>0</b>
<b>Opponents</b>	<b>15</b>	<b>47</b>	<b>3.1</b>	<b>22</b>	<b>1</b>

PUNTING	No	Yds	Avg	Net	TB	In	Lg	B
James LG	43	1741	40.5	34.1	4	7	56	0
James TM	31	1260	40.6	34.3	2	4	56	0
Parsley	24	926	38.6	31.3	2	3	51	0
<b>Oilers</b>	<b>55</b>	<b>2186</b>	<b>39.7</b>	<b>33.0</b>	<b>4</b>	<b>7</b>	<b>56</b>	<b>0</b>
<b>Opponents</b>	<b>38</b>	<b>1634</b>	<b>43.0</b>	<b>36.1</b>	<b>8</b>	<b>11</b>	<b>73</b>	<b>0</b>

PUNT RETURNS	No	FC	Yds	Avg	Lg	TD
Roaches	19	4	104	5.5	25	0
<b>Oilers</b>	<b>19</b>	<b>4</b>	<b>104</b>	<b>5.5</b>	<b>25</b>	<b>0</b>
<b>Opponents</b>	<b>35</b>	<b>11</b>	<b>293</b>	<b>8.4</b>	<b>24</b>	<b>0</b>

KICKOFF RETURNS	No	Yds	Avg	Lg	TD
Riley	1	27	27.0	27	0
Roaches	21	441	21.0	45	0
T. Wilson	2	40	20.0	26	0
Allen	15	292	19.5	38	0
Tullis	5	91	18.2	28	0
Thomaselli	1	7	7.0	7	0
Smith*	0	7	--	7	0
<b>Oilers</b>	<b>45</b>	<b>905</b>	<b>20.1</b>	<b>45</b>	<b>0</b>
<b>Opponents</b>	<b>26</b>	<b>564</b>	<b>21.7</b>	<b>55</b>	<b>0</b>

\*handoff from Roaches

FIELD GOALS	1-19	20-29	30-39	40-49	50+
Kempf	0/0	1/1	3/3	0/1	0/0
<b>Oilers</b>	<b>0/0</b>	<b>1/1</b>	<b>3/3</b>	<b>0/1</b>	<b>0/0</b>
<b>Opponents</b>	<b>1/1</b>	<b>6/6</b>	<b>1/3</b>	<b>2/6</b>	<b>1/3</b>

**Kempf:** ( ) (24G) (31G) (52N) ( ) ( ) (42N) (35G, 37G)  
**Opponents:** (47N, 43G, 43N, 25G) ( ) (48G) (23G, 25G) (37N, 26G, 42N) (22G, 36G, 53G) ( ) (45B, 18G, 55N, 24G) (51N)

SACKS
Baker 7.5, Brazile 6.5, Bingham 3.0, Kennard 3.0, Skaugstad 3.0, Riley 1.5, Stensrud 1.5, Bethea 1.0, Corker 1.0, Hunt 1.0, Washington 1.0
<b>Oilers 31.0, Opponents 39.0</b>

TACKLES (Solo-Assists-Total)
Hunt (61-24-85), Bingham (63-21-84), Brazile (46-20-66), Perry (37-12-49), Reinfeldt (32-10-42), Riley (27-15-42), Stensrud (21-12-33), Baker (22-10-32), Kennard (20-9-29), Tullis (19-6-25), J. C. Wilson (21-4-25), Hartwig (22-2-24), Skaugstad (13-8-21), Stemrick (17-3-20), Thompson (13-3-16), Taylor (12-3-15), Bethea (10-4-14), Washington (9-5-14), Kay (9-2-11), Abraham (2-1-3)
<b>Oilers (476-174-650)</b>

### USUAL STARTING LINEUP

**OFFENSE**

WR Harold Bailey (80)  
 LT John Schuhmacher (62)  
 LG Ralph Williams (68)  
 Mike Munchak (63)  
 C David Carter (58)  
 RG Ed Fisher (60)  
 RT Morris Towns (76)  
 TE Dave Casper (87)  
 WR Mike Renfro (82)  
 Mike Holston (84)  
 QB Archie Manning (8)  
 Gifford Nielsen (14)  
 RB Earl Campbell (34)  
 FB Stan Edwards (35)

**DEFENSE**

LE Ken Kennard (71)  
 NT Mike Stensrud (67)  
 RE Jesse Baker (75)  
 OLB Avon Riley (53)  
 ILB Gregg Bingham (54)  
 ILB Daryl Hunt (50)  
**OLB Robert Brazile (52)**  
 LCB J. C. Wilson (33)  
 RCB Greg Stemrick (27)  
 SS Carter Hartwig (36)  
 Vernon Perry (32)  
 FS Mike Reinfeldt (37)

**SPECIALISTS**

K Florian Kempf (4)  
 P John James (6)  
 Cliff Parsley (18)

### Pro Bowl

**GM:** Ladd Herzog; **Head Coach:** Ed Biles  
**Asst. Coaches:** Jim Shofner (off. coord.), Bill Allerheiligen (strength & cond.), Andy Bourgeois (WR), Ray Callahan (OL), Bob Gambold (DB), Ken Houston (def. asst.), Elijah Pitts (off. backs), Dick Selcer (LB), Ralph Staub (DL)

### AMERICAN FOOTBALL CONFERENCE STANDINGS

AFC	W	L	T	Pct
* L.A. Raiders	8	1	0	.889
* Miami	7	2	0	.778
* Cincinnati	7	2	0	.778
* Pittsburgh	6	3	0	.667
* San Diego	6	3	0	.667
* N.Y. Jets	6	3	0	.667
* New England	5	4	0	.556
* Cleveland	4	5	0	.444
Buffalo	4	5	0	.444
Seattle	4	5	0	.444
Kansas City	3	6	0	.333
Denver	2	7	0	.222
<b>Houston</b>	<b>1</b>	<b>8</b>	<b>0</b>	<b>.111</b>
Baltimore	0	8	1	.056

### NATIONAL FOOTBALL CONFERENCE STANDINGS

NFC	W	L	T	Pct
* Washington	8	1	0	.889
* Dallas	6	3	0	.667
* Green Bay	5	3	1	.611
* Minnesota	5	4	0	.556
* Atlanta	5	4	0	.556
* St. Louis	5	4	0	.556
* Tampa Bay	5	4	0	.556
* Detroit	4	5	0	.444
New Orleans	4	5	0	.444
N.Y. Giants	4	5	0	.444
San Francisco	3	6	0	.333
Chicago	3	6	0	.333
Philadelphia	3	6	0	.333
L.A. Rams	2	7	0	.222

\* Playoff Participant

# 1981 SEASON (7-9 REGULAR SEASON, 0-0 PLAYOFFS) • 3RD PLACE AFC CENTRAL

DATE	OPPONENT	SCORE	W/L	ATT
Sep. 6	at L.A. Rams	27-20	W	63,198
Sep. 13	at Cleveland	9-3	W	79,483
Sep. 20	MIAMI	10-16	L	47,379
Sep. 27	at NY Jets	17-33	L	50,309
Oct. 4	CINCINNATI	17-10	W	44,350
Oct. 11	SEATTLE	35-17	W	42,671
Oct. 18	at New England	10-38	L	60,474
Oct. 26	at Pittsburgh	13-26	L	52,732
Nov. 1	at Cincinnati	21-34	L	54,736
Nov. 8	OAKLAND	17-16	W	45,519
Nov. 15	at Kansas City	10-23	L	73,984
Nov. 22	NEW ORLEANS	24-27	L	49,581
Nov. 29	ATLANTA	27-31	L	40,201
Dec. 3	CLEVELAND	17-13	W	44,502
Dec. 13	at San Francisco	6-28	L	55,707
Dec. 20	PITTSBURGH	21-20	W	41,056

	TITANS	OPP
<b>Total First Downs</b>	<b>241</b>	<b>325</b>
Rushing	103	138
Passing	124	162
Penalty	14	25
3rd Down: Made/Att	69/212	102/235
3rd Down Pct.	32.5	43.4
4th Down: Made/Att	--	--
4th Down Pct.	--	--
<b>Possession Avg.</b>	<b>27:56</b>	<b>32:04</b>
<b>Total Net Yards</b>	<b>4511</b>	<b>5726</b>
Avg. Per Game	281.9	357.9
Total Plays	947	1084
Avg. Per Play	4.8	5.3
<b>Net Yards Rushing</b>	<b>1734</b>	<b>2411</b>
Avg. Per Game	108.4	150.7
Total Rushes	466	549
<b>Net Yards Passing</b>	<b>2777</b>	<b>3315</b>
Avg. Per Game	173.6	207.2
Sacked/Yards Lost	40/342	33/239
Gross Yards	3119	3554
Att./Comp.	441/258	502/295
Completion Pct.	58.5	58.8
Had Intercepted	23	18
<b>Punts/Average</b>	<b>79/39.7</b>	<b>70/41.9</b>
<b>Net Punting Avg.</b>	<b>79/34.4</b>	<b>70/33.9</b>
<b>Penalties/Yards</b>	<b>93/825</b>	<b>92/838</b>
<b>Fumbles/Ball Lost</b>	<b>33/21</b>	<b>20/13</b>
<b>Touchdowns</b>	<b>34</b>	<b>39</b>
Rushing	11	16
Passing	21	22
Returns	2	1

BY PERIODS	1	2	3	4	OT	PTS
Oilers	47	66	55	113	0	281
Opponents	73	93	105	84	0	355

SCORING	TD	RU	PA	RT	PAT	FG	S	TP
Fritsch	0	0	0	0	32/34	15/22	0	77
Campbell	10	10	0	0			0	60
Casper	8	0	8	0			0	48
Burrough	7	0	7	0			0	42
Holston	2	0	2	0			0	12
Armstrong	1	0	1	0			0	6
Barber	1	0	1	0			0	6
Carpenter	1	0	1	0			0	6
Coleman	1	1	0	0			0	6
Renfro	1	0	1	0			0	6
Roaches	1	0	0	1			0	6
Tullis	1	0	0	1			0	6
<b>Oilers</b>	<b>34</b>	<b>11</b>	<b>21</b>	<b>2</b>	<b>32/34</b>	<b>15/22</b>	<b>0</b>	<b>281</b>
<b>Opponents</b>	<b>39</b>	<b>16</b>	<b>22</b>	<b>1</b>	<b>38/39</b>	<b>27/42</b>	<b>1</b>	<b>355</b>

RUSHING	No	Yds	Avg	Lg	TD
Campbell	361	1376	3.8	43	10
Armstrong	31	146	4.7	18	0
Coleman	21	91	4.3	30	1
Carpenter	18	74	4.1	20	0
T. Wilson	13	35	2.7	7	0
Reaves	6	13	2.2	13	0
Nielsen	6	2	0.3	4	0
Stabler	10	-3	-0.3	4	0
<b>Oilers</b>	<b>466</b>	<b>1734</b>	<b>3.7</b>	<b>43</b>	<b>11</b>
<b>Opponents</b>	<b>549</b>	<b>2411</b>	<b>4.4</b>	<b>56</b>	<b>16</b>

PASSING	Att	Cmp	Pct	Yards	Yds/Att	TD	Int	Lg	Sk/Yds	Rating
Stabler	285	165	57.9	1988	6.98	14	18	71t	29/254	69.5
Nielsen	93	60	64.5	709	7.62	5	3	44	8/61	92.1
J. Reaves	61	31	50.8	379	6.21	2	2	51t	3/27	67.6
Parsley	2	2	100.0	43	21.50	0	0	31	0/0	118.8
<b>Oilers</b>	<b>441</b>	<b>258</b>	<b>58.5</b>	<b>3119</b>	<b>7.07</b>	<b>21</b>	<b>23</b>	<b>71t</b>	<b>40/342</b>	<b>74.4</b>
<b>Opponents</b>	<b>502</b>	<b>295</b>	<b>58.8</b>	<b>3554</b>	<b>7.08</b>	<b>22</b>	<b>18</b>	<b>67t</b>	<b>33/239</b>	<b>80.2</b>

RECEIVING	No	Yds	Avg	Lg	TD
Burrough	40	668	16.7	71t	7
Renfro	39	451	11.6	43	1
Campbell	36	156	4.3	17	0
Casper	33	572	17.3	52t	8
Armstrong	29	278	9.6	48	1
Holston	27	427	15.8	50t	2
Coleman	19	211	11.1	24	0
Barber	13	190	14.6	35	1
Carpenter	13	80	6.2	33t	1
T. Wilson	5	33	6.6	11	0
Smith	2	37	18.5	25	0
Brooks LG	3	37	12.3	21	0
Brooks TM	2	16	8.0	16	0
Smith	2	37	18.5	25	0
<b>Oilers</b>	<b>258</b>	<b>3119</b>	<b>12.1</b>	<b>71t</b>	<b>21</b>
<b>Opponents</b>	<b>295</b>	<b>3554</b>	<b>12.0</b>	<b>67t</b>	<b>22</b>

INTERCEPTIONS	No	Yds	Avg	Lg	TD
Stemrick	3	94	31.3	38	0
Hartwig	3	78	26.0	36	0
Kay	2	47	23.5	30	0
Perry	2	46	23.0	34	0
Bingham	2	20	10.0	17	0
Reinfeldt	2	18	9.0	16	0
Brazile	2	7	3.5	7	0
Washington	1	19	19.0	19	0
J.C. Wilson	1	1	1.0	1	0
<b>Oilers</b>	<b>18</b>	<b>330</b>	<b>18.3</b>	<b>38</b>	<b>0</b>
<b>Opponents</b>	<b>23</b>	<b>289</b>	<b>12.6</b>	<b>49</b>	<b>0</b>

PUNTING	No	Yds	Avg	Net	TB	In	Lg	B
Parsley	79	3137	39.7	34.4	3	17	62	0
<b>Oilers</b>	<b>79</b>	<b>3137</b>	<b>39.7</b>	<b>34.4</b>	<b>3</b>	<b>17</b>	<b>62</b>	<b>0</b>
<b>Opponents</b>	<b>70</b>	<b>2935</b>	<b>41.9</b>	<b>33.9</b>	<b>12</b>	<b>17</b>	<b>65</b>	<b>1</b>

PUNT RETURNS	No	FC	Yds	Avg	Lg	TD
Roaches	39	4	296	7.6	40	0
Tullis	2	0	29	14.5	16	0
<b>Oilers</b>	<b>41</b>	<b>4</b>	<b>325</b>	<b>7.9</b>	<b>40</b>	<b>0</b>
<b>Opponents</b>	<b>47</b>	<b>19</b>	<b>360</b>	<b>7.7</b>	<b>26</b>	<b>0</b>

KICKOFF RETURNS	No	Yds	Avg	Lg	TD
Roaches	28	769	27.5	96t	1
Tullis	32	779	24.3	95t	1
T. Wilson	3	41	13.7	23	0
Armstrong	3	36	12.0	18	0
Hunt	3	19	6.3	11	0
J.C. Wilson	2	27	13.5	14	0
Riley	1	51	51.0	51	0
<b>Oilers</b>	<b>72</b>	<b>1722</b>	<b>23.9</b>	<b>96t</b>	<b>2</b>
<b>Opponents</b>	<b>59</b>	<b>1201</b>	<b>20.4</b>	<b>34</b>	<b>0</b>

FIELD GOALS	1-19	20-29	30-39	40-49	50+
Fritsch	0/0	3/4	4/4	7/13	1/1
<b>Oilers</b>	<b>0/0</b>	<b>3/4</b>	<b>4/4</b>	<b>7/13</b>	<b>1/1</b>
<b>Opponents</b>	<b>4/4</b>	<b>4/5</b>	<b>8/11</b>	<b>10/18</b>	<b>1/4</b>

**Fritsch:** (50G, 41G, 44B) (42G, 27G, 36G) (40G) (38G) (49N, 48G) ( ) (42G) (34G, 42N, 44G) (44N) (23G, 22N) (21G) (49G) ( ) (32G, 41N) ( ) (47N)

**Opponents:** (35G, 29N, 36G) (36B, 50B, 29G, 41N) (42G, 37G, 47N, 27G) (41G) (45G, 48N, 36N) (41G, 47N) (32N, 21G) (19G, 19G) (51G, 30G) (51N, 29G, 42G, 43G, 47N) (37G, 42G, 38G) (41B, 46G, 42G) (36G, 54N, 46N) (18G, 19G, 47N) ( ) (40G, 37G)

**SACKS**  
 Baker 10.0, Dorris 5.0, Stensrud 4.0, Kennard 3.5, Bethea 2.0, Brazile 6.0, Washington 2.0, Hunt 1.5, Bingham 1.0, Reinfeldt 1.0, Stringer 1.0, Skaugstad 0.5, Thompson 0.5  
**Oilers 33.0, Opponents 40.0**

**TACKLES (Solo-Assists-Total)**  
 Bingham (112-60-172), Hunt (81-46-127), Brazile (72-40-112), Perry (74-27-101), Kennard (62-29-91), Reinfeldt (49-34-83), Washington (53-21-74), J.C. Wilson (43-19-62), Baker (42-18-60), Dorris (33-27-60), Bethea (29-30-59), Stensrud (28-20-48), Stemrick (34-11-45), Skaugstad (20-18-38), Stringer (15-6-21), Thompson (13-5-18), Hartwig (10-7-17), Kay (13-4-17), Riley (6-8-14), Corker (3-2-5)  
**Oilers (792-432-1224)**

### USUAL STARTING LINEUP

**OFFENSE**

WR Ken Burrough (00)  
**LT Leon Gray (74)**  
 LG John Schuhmacher (68)  
 C David Carter (58)  
 RG Ed Fisher (60)  
 RT Morris Towns (76)  
 TE Mike Barber (86)  
 Dave Casper (87)  
 WR Mike Renfro (82)  
 Mike Holston (84)  
 QB Ken Stabler (12)  
**RB Earl Campbell (34)**  
 FB Tim Wilson (45)

**DEFENSE**

LE Andy Dorris (69)  
 NT Ken Kennard (71)  
 RE Elvin Bethea (65)  
 OLB Ted Washington (59)  
 ILB Gregg Bingham (54)  
 ILB Daryl Hunt (50)  
**OLB Robert Brazile (52)**  
 LCB J.C. Wilson (33)  
 RCB Greg Stemrick (27)  
 SS Vernon Perry (32)  
 FS Mike Reinfeldt (37)

**SPECIALISTS**

K Toni Fritsch (16)  
 P Cliff Parsley (18)

**ADDITIONAL PRO BOWL**  
**Carl Roaches**

**Pro Bowl**

**GM:** Ladd Herzog; **Head Coach:** Ed Biles  
**Asst. Coaches:** Jim Shofner (off. coord.), Dick Nolan (def. coord.), Andy Bourgeois (WR), Ray Callahan (OL), Joe Galat (DL), Bob Gambold (DB), Elijah Pitts (off. backs), Dick Selcer (LB)

### AMERICAN FOOTBALL CONFERENCE STANDINGS

AFC EAST	W	L	T	Pct
Miami	11	4	1	.719
* N.Y. Jets	10	5	1	.656
* Buffalo	10	6	0	.625
Baltimore	2	14	0	.125
New England	2	14	0	.125

AFC CENTRAL	W	L	T	Pct
Cincinnati	12	4	0	.750
Pittsburgh	8	8	0	.500
<b>Houston</b>	<b>7</b>	<b>9</b>	<b>0</b>	<b>.438</b>
Cleveland	5	11	0	.313

AFC WEST	W	L	T	Pct
San Diego	10	6	0	.625
Denver	10	6	0	.625
Kansas City	9	7	0	.563
Oakland	7	9	0	.438
Seattle	6	10	0	.375

### NATIONAL FOOTBALL CONFERENCE STANDINGS

NFC EAST	W	L	T	Pct
Dallas	12	4	0	.750
* Philadelphia	10	6	0	.625
* N.Y. Giants	9	7	0	.563
Washington	8	8	0	.500
St. Louis	7	9	0	.438

NFC CENTRAL	W	L	T	Pct
Tampa Bay	9	7	0	.563
Detroit	8	8	0	.500
Green Bay	8	8	0	.500
Minnesota	7	9	0	.438
Chicago	6	10	0	.375

NFC WEST	W	L	T	Pct
San Francisco	10	6	0	.625
Atlanta	7	9	0	.438
Los Angeles	6	10	0	.375
New Orleans	4	12	0	.250

\* Wild Card for Playoffs

# 1980 SEASON (11-5 REGULAR SEASON, 0-1 PLAYOFFS) • 1ST PLACE AFC CENTRAL (TIED)

DATE	OPPONENT	SCORE	W/L	ATT
Sep. 7	at Pittsburgh	17-31	L	54,386
Sep. 15	at Cleveland	16-7	W	80,243
Sep. 21	BALTIMORE	21-16	W	47,878
Sep. 28	at Cincinnati	13-10	W	50,413
Oct. 5	SEATTLE	7-26	L	46,860
Oct. 12	at Kansas City	20-21	L	75,048
Oct. 19	TAMPA BAY	20-14	W	48,167
Oct. 26	CINCINNATI	23-3	W	49,189
Nov. 2	at Denver	20-16	W	74,717
Nov. 10	NEW ENGLAND	38-34	W	51,524
Nov. 16	at Chicago	10-6	W	59,390
Nov. 23	at NY Jets	28-31*	L	52,358
Nov. 30	CLEVELAND	14-17	L	61,514
Dec. 4	PITTSBURGH	6-0	W	53,960
Dec. 14	at Green Bay	22-3	W	53,201
Dec. 21	MINNESOTA	20-16	W	51,064
Dec. 28	at Oakland	7-27	L	52,762

	TITANS	OPP
<b>Total First Downs</b>	<b>329</b>	<b>259</b>
Rushing	155	94
Passing	152	147
Penalty	22	18
3rd Down: Made/Att	92/211	76/211
3rd Down Pct.	43.6	36.0
4th Down: Made/Att	--	--
4th Down Pct.	--	--
<b>Possession Avg.</b>	<b>33:16</b>	<b>26:44</b>
<b>Total Net Yards</b>	<b>5642</b>	<b>4612</b>
Avg. Per Game	352.6	288.3
Total Plays	1063	932
Avg. Per Play	5.3	4.9
<b>Net Yards Rushing</b>	<b>2635</b>	<b>1811</b>
Avg. Per Game	164.7	113.2
Total Rushes	573	444
<b>Net Yards Passing</b>	<b>3007</b>	<b>2801</b>
Avg. Per Game	187.9	175.1
Sacked/Yards Lost	27/264	34/252
Gross Yards	3271	3053
Att./Comp.	463/296	454/246
Completion Pct.	63.9	54.2
Had Intercepted	28	26
<b>Punts/Average</b>	<b>67/40.9</b>	<b>78/40.9</b>
<b>Net Punting Avg.</b>	<b>67/32.4</b>	<b>78/34.2</b>
<b>Penalties/Yards</b>	<b>101/838</b>	<b>101/758</b>
<b>Fumbles/Ball Lost</b>	<b>33/19</b>	<b>22/13</b>
<b>Touchdowns</b>	<b>34</b>	<b>27</b>
Rushing	18	8
Passing	15	16
Returns	1	3

BY PERIODS	1	2	3	4	OT	PTS
Oilers	25	83	83	105	0	295
Opponents	63	85	34	66	3	251

SCORING	TD	RU	PA	RT	PAT	FG	S	TP
Fritsch	0	0	0	0	26/27	19/24	0	83
Campbell	13	13	0	0	0	0	0	78
Barber	5	0	5	0	0	0	0	30
Casper LG	4	0	4	0	0	0	0	24
Caster TM	3	0	3	0	0	0	0	18
Marcol LG	1	0	0	1	18/10	3/4	0	23
Marcol TM	0	0	0	0	1/3	1/1	0	4
Carpenter	3	3	0	0	0	0	0	18
Caster	3	0	3	0	0	0	0	18
Johnson	2	0	2	0	0	0	0	12
T. Wilson	2	1	1	0	0	0	0	12
Coleman	1	1	0	0	0	0	0	6
Corker	1	0	0	1	0	0	0	6
Renfro	1	0	1	0	0	0	0	6
Thompson	0	0	0	0	4/4	0/0	0	4
<b>Oilers</b>	<b>34</b>	<b>18</b>	<b>15</b>	<b>1</b>	<b>31/34</b>	<b>20/25</b>	<b>0</b>	<b>295</b>
<b>Opponents</b>	<b>27</b>	<b>8</b>	<b>16</b>	<b>3</b>	<b>26/27</b>	<b>21/29</b>	<b>0</b>	<b>251</b>

RUSHING	No	Yds	Avg	Lg	TD
Campbell	373	1934	5.2	55t	13
Carpenter	97	359	3.7	46	3
T. Wilson	66	257	3.9	15	1
Coleman	14	82	5.9	27	1
Renfro	1	12	12.0	12	0
Casper LG	2	8	4.0	6	0
Casper TM	2	8	4.0	6	0
Clark	1	3	3.0	3	0
Barber	1	1	1.0	1	0
Johnson	2	1	0.5	4	0
Nielsen	1	0	0.0	0	0
Stabler	15	-22	-1.5	0	0
<b>Oilers</b>	<b>573</b>	<b>2635</b>	<b>4.6</b>	<b>55t</b>	<b>18</b>
<b>Opponents</b>	<b>444</b>	<b>1811</b>	<b>4.1</b>	<b>58</b>	<b>8</b>

PASSING	Att	Cmp	Pct	Yards	Yds/Att	TD	Int	Lg	Sk/Yds	Rating
Stabler	457	293	64.1	3202	7.01	13	28	79t	27/264	68.7
Campbell	2	1	50.0	57	28.50	1	0	57t	0/0	135.4
Nielsen	4	2	50.0	12	3.00	1	0	8t	0/0	95.8
<b>Oilers</b>	<b>463</b>	<b>296</b>	<b>63.9</b>	<b>3271</b>	<b>7.06</b>	<b>15</b>	<b>28</b>	<b>79t</b>	<b>27/264</b>	<b>70.4</b>
<b>Opponents</b>	<b>454</b>	<b>246</b>	<b>54.2</b>	<b>3053</b>	<b>6.72</b>	<b>16</b>	<b>26</b>	<b>50t</b>	<b>34/252</b>	<b>63.1</b>

RECEIVING	No	Yds	Avg	Lg	TD
Barber	59	712	12.1	79t	5
Carpenter	43	346	8.0	25	0
Renfro	35	459	13.1	42	1
Casper LG	56	796	14.2	43	4
Casper TM	34	526	15.5	43	3
Johnson	31	343	11.1	57t	2
T. Wilson	30	170	5.7	13	1
Caster	27	341	12.6	68t	3
Coleman	16	168	10.5	27	0
Campbell	11	47	4.3	10	0
Burrough	4	91	22.8	54	0
Groth	4	47	11.8	18	0
Smith	2	21	10.5	13	0
<b>Oilers</b>	<b>296</b>	<b>3271</b>	<b>11.1</b>	<b>79t</b>	<b>15</b>
<b>Opponents</b>	<b>246</b>	<b>3053</b>	<b>12.4</b>	<b>50t</b>	<b>16</b>

INTERCEPTIONS	No	Yds	Avg	Lg	TD
Tatum	7	100	14.3	35	0
Perry	5	85	17.0	42	0
Reinfeldt	4	36	9.0	23	0
Stemrick	4	25	6.3	15	0
Brazile	2	38	19.0	33	0
J. Wilson	2	26	13.0	26	0
Henderson LG	1	3	3.0	3	0
Henderson TM	1	3	3.0	3	0
Hartwig	1	0	0.0	0	0
<b>Oilers</b>	<b>26</b>	<b>313</b>	<b>12.0</b>	<b>42</b>	<b>0</b>
<b>Opponents</b>	<b>28</b>	<b>424</b>	<b>15.1</b>	<b>82t</b>	<b>2</b>

PUNTING	No	Yds	Avg	Net	TB	In	Lg	B
Parsley	67	2727	40.7	32.4	8	19	57	0
Marcol LG	1	33	33.0	13.0	1	0	33	0
<b>Oilers</b>	<b>67</b>	<b>2727</b>	<b>40.7</b>	<b>32.4</b>	<b>8</b>	<b>19</b>	<b>57</b>	<b>0</b>
<b>Opponents</b>	<b>78</b>	<b>3193</b>	<b>40.9</b>	<b>34.2</b>	<b>7</b>	<b>15</b>	<b>57</b>	<b>0</b>

PUNT RETURNS	No	FC	Yds	Avg	Lg	TD
Roaches	47	6	384	8.2	68	0
Groth	1	0	0	0.0	0	0
Bingham	0	2	--	--	0	0
<b>Oilers</b>	<b>48</b>	<b>8</b>	<b>384</b>	<b>8.0</b>	<b>68</b>	<b>0</b>
<b>Opponents</b>	<b>40</b>	<b>9</b>	<b>394</b>	<b>9.9</b>	<b>50</b>	<b>0</b>

KICKOFF RETURNS	No	Yds	Avg	Lg	TD
Roaches	37	746	20.2	46	0
Groth	12	216	18.0	27	0
Barber	1	12	12.0	12	0
Carpenter	1	7	7.0	7	0
Bingham	1	0	0.0	0	0
Smith	1	0	0.0	0	0
<b>Oilers</b>	<b>53</b>	<b>981</b>	<b>18.5</b>	<b>46</b>	<b>0</b>
<b>Opponents</b>	<b>68</b>	<b>1265</b>	<b>18.6</b>	<b>63</b>	<b>0</b>

FIELD GOALS	1-19	20-29	30-39	40-49	50+
Fritsch	1/1	7/9	7/8	4/6	0/0
Marcol LG	0/0	1/1	0/1	2/2	0/0
Marcol TM	0/0	1/1	0/0	0/0	0/0
<b>Oilers</b>	<b>1/1</b>	<b>8/10</b>	<b>7/8</b>	<b>4/6</b>	<b>0/0</b>
<b>Opponents</b>	<b>0/0</b>	<b>12/12</b>	<b>5/7</b>	<b>3/7</b>	<b>1/3</b>

**Fritsch:** (31G) (25G, 29G, 17G) () (27G, 29G) () (41G, 46G) (21G, 33G, 49N) (33G, 46G, 30G) () (45G) (29N, 29G) (29N) (38N) (37G, 33G) () (23G, 31G, 48B)

**Marcol:** () () () () () () () () () () () () (27G) ()

**Opponents:** (49N, 27G) () (30G, 23G, 29G) (26G) (32G, 33G, 50G, 44G, 40N) (53N) () (23G, 43N) (45G, 20G, 28G) (26G, 44G, 40N) (53N) () (23G, 43N) (45G, 20G, 28G) (26G, 44G, 32B) (27G, 22G) (36N, 38G) (50N, 25G) (42N) (28G) (38G)

**SACKS**  
Stensrud 7.0, Baker 6.5, Brazile 6.5, Washington 4.0, Bethea 2.0, Bingham 1.0, Henderson 1.0, Kennard 0.5  
**Oilers 34.0, Opponents 27.0**

**TACKLES (Solo-Assists-Total)**  
Bingham (112-100-212), Brazile (73-68-141), Perry (55-56-111), Reinfeldt (61-48-109), Washington (60-38-98), Wilson (55-39-94), Bethea (40-37-77), Hunt (34-43-77), Dorris (34-34-68), Kennard (26-40-66), Stringer (26-29-55), Stensrud (32-23-55), Stemrick (33-15-48), Baker (25-19-44), Tatum (15-9-24), Thompson (6-13-19), Henderson (11-7-18), Hartwig (4-2-6)  
**Oilers (702-620-1322)**

### USUAL STARTING LINEUP

**OFFENSE**  
WR Billy Johnson (84)  
or TE **Dave Casper (87)**  
LT Leon Gray (74)  
LG Bob Young  
C Carl Mauck  
RG Ed Fisher (60)  
RT Morris Towns (76)  
TE Mike Barber (86)  
WR Mike Renfro (82)  
QB Ken Stabler (12)  
**RB Earl Campbell (34)**  
FB Tim Wilson (45)

**DEFENSE**  
LE Andy Dorris (69)  
NT Ken Kennard (71)  
RE Elvin Bethea (65)  
OLB Ted Washington (59)  
ILB Art Stringer (56)  
Daryl Hunt (50)  
ILB Gregg Bingham (54)  
OLB Robert Brazile (52)  
LCB J.C. Wilson (33)  
**RCB Greg Stemrick (27)**  
SS Vernon Perry (32)  
FS Mike Reinfeldt (37)

**SPECIALISTS**  
K Toni Fritsch (16)  
P Cliff Parsley (18)

**Pro Bowl**  
All-Pro

**GM/Head Coach:** Bum Phillips  
**Asst. Coaches:** Ed Biles (def. coord.), Andy Bourgeois (off. backs), Joe Bugel (off. line), King Hill (WR/QB), Wade Phillips (DL), Bob Gambold (DB), John Paul Young (ST/LB)

### AMERICAN FOOTBALL CONFERENCE STANDINGS

AFC EAST	W	L	T	Pct
Buffalo	11	5	0	.688
New England	10	6	0	.625
Miami	8	8	0	.500
Baltimore	7	9	0	.438
N.Y. Jets	4	12	0	.250

AFC CENTRAL	W	L	T	Pct
Cleveland	11	5	0	.688
* Houston	11	5	0	.688
Pittsburgh	9	7	0	.563
Cincinnati	6	10	0	.375

AFC WEST	W	L	T	Pct
San Diego	11	5	0	.688
* Oakland	11	5	0	.688
Kansas City	8	8	0	.500
Denver	8	8	0	.500
Seattle	4	12	0	.250

### NATIONAL FOOTBALL CONFERENCE STANDINGS

NFC EAST	W	L	T	Pct
Philadelphia	12	4	0	.750
* Dallas	12	4	0	.750
Washington	6	10	0	.375
St. Louis	5	11	0	.313
N.Y. Giants	4	12	0	.250

NFC CENTRAL	W	L	T	Pct
Minnesota	9	7	0	.563
Detroit	10	6	0	.625
Chicago	7	9	0	.438
Tampa Bay	5	10	1	.344
Green Bay	5	10	1	.344

NFC WEST	W	L	T	Pct
Atlanta	12	4	0	.750
* Los Angeles	11	5	0	.688
San Francisco	6	10	0	.375
New Orleans	1	15	0	.063

\* Wild Card for Playoffs

# 1979 SEASON (11-5 REGULAR SEASON, 2-1 PLAYOFFS) • 2ND PLACE AFC CENTRAL

DATE	OPPONENT	SCORE	W/L	ATT
Sep. 2	at Washington	29-27	W	54,582
Sep. 9	at Pittsburgh	7-38	L	49,792
Sep. 16	KANSAS CITY	20-6	W	45,684
Sep. 23	at Cincinnati	30-27*	W	45,615
Sep. 30	CLEVELAND	31-10	W	48,915
Oct. 7	ST. LOUIS	17-24	L	53,043
Oct. 14	at Baltimore	28-16	W	45,021
Oct. 21	at Seattle	14-34	L	60,705
Oct. 28	NY JETS	27-24*	W	45,825
Nov. 5	at Miami	9-6	W	70,273
Nov. 11	OAKLAND	31-17	W	48,614
Nov. 18	CINCINNATI	42-21	W	49,829
Nov. 22	at Dallas	30-24	W	63,897
Dec. 2	at Cleveland	7-14	L	69,112
Dec. 10	PITTSBURGH	20-17	W	55,293
Dec. 16	PHILADELPHIA	20-26	L	49,407
Dec. 23	DENVER	13-7	W	48,776
Dec. 29	at San Diego	17-14	W	51,192
Jan. 6	at Pittsburgh	13-27	L	50,475

\* Overtime

	TITANS	OPP
<b>Total First Downs</b>	<b>268</b>	<b>304</b>
Rushing	149	125
Passing	100	158
Penalty	19	21
3rd Down: Made/Att	107/253	97/226
3rd Down Pct.	42.3	42.9
4th Down: Made/Att	--	--
4th Down Pct.	--	--
<b>Possession Avg.</b>	<b>30:42</b>	<b>29:18</b>
<b>Total Net Yards</b>	<b>4827</b>	<b>4990</b>
Avg. Per Game	301.7	311.9
Total Plays	1034	1038
Avg. Per Play	4.7	4.8
<b>Net Yards Rushing</b>	<b>2571</b>	<b>2225</b>
Avg. Per Game	160.7	139.1
Total Rushes	616	522
<b>Net Yards Passing</b>	<b>2256</b>	<b>2765</b>
Avg. Per Game	141.0	172.8
Sacked/Yards Lost	32/238	51/421
Gross Yards	2494	3186
Att./Comp.	386/195	465/242
Completion Pct.	50.5	52.0
Had Intercepted	21	34
<b>Punts/Average</b>	<b>93/40.6</b>	<b>73/41.0</b>
<b>Net Punting Avg.</b>	<b>93/31.7</b>	<b>73/35.8</b>
<b>Penalties/Yards</b>	<b>109/942</b>	<b>103/920</b>
<b>Fumbles/Ball Lost</b>	<b>31/11</b>	<b>29/16</b>
<b>Touchdowns</b>	<b>43</b>	<b>40</b>
Rushing	24	19
Passing	17	18
Returns	2	3

BY PERIODS	1	2	3	4	OT	PTS
Oilers	58	144	81	73	6	362
Opponents	81	87	50	113	0	331

SCORING	TD	RU	PA	RT	PAT	FG	S	TP
Campbell	19	19	0	0			0	114
Fritsch	0	0	0	0	41/43	21/25	0	104
Burrough	6	0	6	0			0	36
Carpenter	4	3	1	0			0	24
Barber	3	0	3	0			0	18
T. Wilson	3	2	1	0			0	18
Renfro	2	0	2	0			0	12
Baker	1	0	0	1			0	6
Caster	1	0	1	0			0	6
Coleman	1	0	1	0			0	6
Johnson	1	0	1	0			0	6
Merkens	1	0	1	0			0	6
J.C. Wilson	1	0	0	1			0	6
<b>Oilers</b>	<b>43</b>	<b>24</b>	<b>17</b>	<b>2</b>	<b>41/43</b>	<b>21/25</b>	<b>0</b>	<b>362</b>
<b>Opponents</b>	<b>40</b>	<b>19</b>	<b>18</b>	<b>3</b>	<b>37/40</b>	<b>18/28</b>	<b>0</b>	<b>331</b>

RUSHING	No	Yds	Avg	Lg	TD
Campbell	368	1697	4.6	61t	19
Carpenter	92	355	3.9	13	3
T. Wilson	84	319	3.8	19	2
Coleman	21	81	3.9	10	0
Clark	22	51	2.3	7	0
Caster	4	25	6.3	10	0
Pastorini	15	23	1.5	14	0
King	3	9	3.0	4	0
Nielsen	5	7	1.4	7	0
Barber	2	4	2.0	6	0
<b>Oilers</b>	<b>616</b>	<b>2571</b>	<b>4.2</b>	<b>61t</b>	<b>24</b>
<b>Opponents</b>	<b>522</b>	<b>2225</b>	<b>4.3</b>	<b>40</b>	<b>19</b>

PASSING	Att	Cmp	Pct	Yards	Yds/Att	TD	Int	Lg	Sk/Yds	Rating
Pastorini	324	163	50.3	2090	6.45	14	18	55t	29/212	62.1
G. Nielsen	61	32	52.5	404	6.62	3	3	41	3/26	69.3
Burrough	1	0	0.0	0	0.00	0	0	0	0/0	39.6
<b>Oilers</b>	<b>386</b>	<b>195</b>	<b>50.5</b>	<b>2494</b>	<b>6.46</b>	<b>17</b>	<b>21</b>	<b>55t</b>	<b>32/238</b>	<b>63.1</b>
<b>Opponents</b>	<b>465</b>	<b>242</b>	<b>52.0</b>	<b>3186</b>	<b>6.85</b>	<b>18</b>	<b>34</b>	<b>56t</b>	<b>51/421</b>	<b>56.4</b>

RECEIVING	No	Yds	Avg	Lg	TD
Burrough	40	752	18.8	55t	6
T. Wilson	29	208	7.2	24t	1
Barber	27	377	14.0	37t	3
Caster	18	239	13.3	36	1
Renfro	16	323	20.2	49	2
Carpenter	16	116	7.3	22	1
Campbell	16	94	5.9	46	0
Coleman	12	114	9.5	17	1
Johnson	6	108	18.0	29	1
Clark	6	58	9.7	38	0
Rucker	4	40	10.0	16	0
Merkens	3	44	14.7	20	1
Ellender	1	15	15.0	15	0
Groth	1	6	6.0	6	0
<b>Oilers</b>	<b>195</b>	<b>2494</b>	<b>12.8</b>	<b>55t</b>	<b>17</b>
<b>Opponents</b>	<b>242</b>	<b>3186</b>	<b>13.2</b>	<b>56t</b>	<b>18</b>

INTERCEPTIONS	No	Yds	Avg	Lg	TD
Reinfeldt	12	205	17.1	39	0
J.C. Wilson	6	135	22.5	66	1
Bingham	3	78	26.0	54	0
Perry	3	33	11.0	24	0
Stemrick	2	50	25.0	50	0
Brazile	2	45	22.5	26	0
Alexander	2	27	13.5	19	0
Hartwig	2	24	12.0	24	0
Stringer	2	21	10.5	21	0
<b>Oilers</b>	<b>34</b>	<b>618</b>	<b>18.2</b>	<b>66</b>	<b>1</b>
<b>Opponents</b>	<b>21</b>	<b>290</b>	<b>13.8</b>	<b>68</b>	<b>1</b>

PUNTING	No	Yds	Avg	Net	TB	In	Lg	B
Parsley	93	3777	40.6	31.7	5	14	59	0
<b>Oilers</b>	<b>93</b>	<b>3777</b>	<b>40.6</b>	<b>31.7</b>	<b>5</b>	<b>14</b>	<b>59</b>	<b>0</b>
<b>Opponents</b>	<b>73</b>	<b>2992</b>	<b>41.0</b>	<b>35.8</b>	<b>8</b>	<b>19</b>	<b>57</b>	<b>0</b>

PUNT RETURNS	No	FC	Yds	Avg	Lg	TD
Ellender	31	2	203	6.5	36	0
Johnson	4	0	17	4.3	16	0
Merkens	2	5	6	3.0	6	0
Coleman	1	0	-5	-5.0	-5	0
Thompson	0	1	0	0.0	0	0
<b>Oilers</b>	<b>38</b>	<b>8</b>	<b>221</b>	<b>5.8</b>	<b>36</b>	<b>0</b>
<b>Opponents</b>	<b>64</b>	<b>9</b>	<b>726</b>	<b>11.3</b>	<b>55t</b>	<b>1</b>

KICKOFF RETURNS	No	Yds	Avg	Lg	TD
Ellender	24	514	21.4	35	0
Coleman	16	321	20.1	27	0
Hartwig	13	238	18.3	37	0
Johnson	4	37	9.3	12	0
Carpenter	2	34	17.0	17	0
T. Wilson	2	30	15.0	15	0
Merkens	2	22	11.0	13	0
Groth	1	21	21.0	21	0
King	1	17	17.0	17	0
Caster	1	0	0.0	0	0
Stemrick	1	0	0.0	0	0
<b>Oilers</b>	<b>67</b>	<b>1234</b>	<b>18.4</b>	<b>37</b>	<b>0</b>
<b>Opponents</b>	<b>69</b>	<b>1310</b>	<b>19.0</b>	<b>58</b>	<b>0</b>

FIELD GOALS	1-19	20-29	30-39	40-49	50+
Fritsch	0/0	7/7	5/6	7/10	2/2
<b>Oilers</b>	<b>0/0</b>	<b>7/7</b>	<b>5/6</b>	<b>7/10</b>	<b>2/2</b>
<b>Opponents</b>	<b>0/0</b>	<b>2/3</b>	<b>8/12</b>	<b>5/9</b>	<b>3/4</b>

Fritsch: (41G, 46G, 26G) ( ) (28G, 23G) (33G, 47G, 29G) (28G) (51G) ( ) (31N, 47G, 35G) (46G, 48N, 48G, 39G) (51G) ( ) (27G) (43B) (44N, 24G, 34G) (44G, 37G)

Opponents: (37G, 39G, 70N) (45G, 42N) (27N) (52G, 48N, 55G, 32N) (44G, 32) (24G) (35N, 34G) (48G, 30G) (31G) (32G, 51G) (32G) ( ) (44G) (36N, 41N) (37G, 41N) (22G, 41G)

SACKS
Baker 15.5, Dorris 9.5, Washington 8.0, Brazile 5.0, Kennard 4.5, Culp 3.0, Stensrud 2.0, Bingham 1.0
<b>Oilers 51.0, Opponents 32.0</b>

TACKLES (Solo-Assists-Total)
Bingham (100-103-203), Brazile (86-58-144), Perry (55-56-111), Dorris (44-48-92), Stringer (59-32-91), Wilson (57-43-100), Reinfeldt (50-38-88), Washington (66-21-87), Culp (54-24-78), Bethea (34-31-65), Hunt (26-36-62), Stemrick (40-16-56), Baker (32-22-54), Thompson (22-13-35), Kennard (19-15-34), Hartwig (8-3-11), Stensrud ((5-3-8), Currier (5-1-6)
<b>Oilers (762-560-1322)</b>

**USUAL STARTING LINEUP**

**OFFENSE**  
WR Ken Burrough (00)  
**LT Leon Gray (74)**  
LG Conway Hayman (70)  
C Carl Mauck (55)  
RG Ed Fisher (60)  
RT Morris Towns (76)  
TE Mike Barber (86)  
WR Rich Caster (88)  
QB Dan Pastorini (7)  
**RB Earl Campbell (34)**  
FB Tim Wilson (45)

**DEFENSE**  
LE Andy Dorris (69)  
NT Curley Culp (78)  
**RE Elvin Bethea (65)**  
OLB Ted Washington (59)  
ILB Gregg Bingham (54)  
ILB Art Stringer (56)  
Daryl Hunt (50)  
**OLB Robert Brazile (52)**  
LCB J.C. Wilson (33)  
RCB Greg Stemrick (27)  
SS Vernon Perry (32)  
**FS Mike Reinfeldt (37)**

**SPECIALISTS**  
**K Toni Fritsch (16)**  
P Cliff Parsley (18)

**NFL MOST VALUABLE PLAYER**  
Earl Campbell

**Pro Bowl**  
All-Pro

**GM/Head Coach:** Bum Phillips  
**Asst. Coaches:** Ed Biles (def. coord./LB), Andy Bourgeois (off. backs), Joe Bugel (off. line), King Hill (WR), Wade Phillips (DL), Bob Gambold (DB), John Paul Young (ST)

AMERICAN FOOTBALL CONFERENCE STANDINGS				
<b>AFC EAST</b>	W	L	T	Pct
Miami	10	6	0	.625
New England	9	7	0	.563
N.Y. Jets	8	8	0	.500
Buffalo	7	9	0	.438
Baltimore	5	11	0	.313
<b>AFC CENTRAL</b>	W	L	T	Pct
Pittsburgh	12	4	0	.750
* Houston	11	5	0	.688
Cleveland	9	7	0	.563
Cincinnati	4	12	0	.250
<b>AFC WEST</b>	W	L	T	Pct
San Diego	12	4	0	.750
* Denver	10	6	0	.625
Seattle	9	7	0	.563
Oakland	9	7	0	.563
Kansas City	7	9	0	.438

NATIONAL FOOTBALL CONFERENCE STANDINGS				
<b>NFC EAST</b>	W	L	T	Pct
Dallas	11	5	0	.688
* Philadelphia	11	5	0	.688
Washington	10	6	0	.625
N.Y. Giants	6	10	0	.375
St. Louis	5	11	0	.313
<b>AFC CENTRAL</b>	W	L	T	Pct
Tampa Bay	10	6	0	.625
* Chicago	10	6	0	.625
Minnesota	7	9	0	.438
Green Bay	5	11	0	.313
Detroit	2	14	0	.125
<b>AFC WEST</b>	W	L	T	Pct
Los Angeles	9	7	0	.563
New Orleans	8	8	0	.500
Atlanta	6	10	0	.375
San Francisco	2	14	0	.125

\* Wild Card for Playoffs



1978 SEASON (10-6 REGULAR SEASON, 2-1 PLAYOFFS) • 2ND PLACE AFC CENTRAL

Table with columns: DATE, OPPONENT, SCORE, W/L, ATT. Lists game results from Sep. 3 to Jan. 7.

\* Overtime

Summary statistics table with columns: TITANS, OPP. Rows include Total First Downs, Possession Avg., Total Net Yards, Net Yards Rushing, Net Yards Passing, Touchdowns, and BY PERIODS.

BY PERIODS table with columns: OILERS, OPPONENTS, 1, 2, 3, 4, OT, PTS.

SCORING table with columns: TD, RU, PA, RT, PAT, FG, S, TP. Lists player statistics for touchdowns, punts, and field goals.

RUSHING table with columns: No, Yds, Avg, Lg, TD. Lists player rushing statistics.

PASSING table with columns: Att, Cmp, Pct, Yards, Yds/Att, TD, Int, Lg, Sk/Yds, Rating. Lists player passing statistics.

RECEIVING table with columns: No, Yds, Avg, Lg, TD. Lists player receiving statistics.

INTERCEPTIONS table with columns: No, Yds, Avg, Lg, TD. Lists player interception statistics.

PUNTING table with columns: No, Yds, Avg, Net, TB, In, Lg, B. Lists player punting statistics.

PUNT RETURNS table with columns: No, FC, Yds, Avg, Lg, TD. Lists player punt return statistics.

KICKOFF RETURNS table with columns: No, Yds, Avg, Lg, TD. Lists player kickoff return statistics.

FIELD GOALS table with columns: 1-19, 20-29, 30-39, 40-49, 50+. Lists player field goal statistics.

Fritsch: ( ) (33G, 49G) (38G, 39N, 19G) (32G, 20G) (19G) (35G) (23N, 43G) (39G) ( ) (30N) ( ) ( ) (38G) (37G, 43N) (22G) (43G)
Opponents: (43N, 30G, 48G) (50N, 41G) (26G, 19G, 46N) (25G, 29B) (41G, 40G) ( ) (33G) (31N, 30G) (45N) (52N, 40G) (32G, 34G, 37G, 38N, 25N) ( ) (34G, 38N) (41G, 43N, 23G, 24N) (23N, 21G) (19G)

SACKS table with columns: records not available, OILERS 37.0, OPPONENTS 17.0.

TACKLES (Solo-Assists-Total) table with columns: records not available.

USUAL STARTING LINEUP

OFFENSE and DEFENSE tables listing player names and numbers for each position.

DEFENSE table listing player names and numbers for each position.

SPECIALISTS table listing player names and numbers for K and P positions.

Pro Bowl All-Pro

GM/Head Coach: Bum Phillips
Asst. Coaches: Ken Shipp (off. coord.), Ed Biles (def. coord.), Andy Bourgeois (off. backs), Joe Bugel (off. line), King Hill (WR), Wade Phillips (DL), Bob Gambold (DB), John Paul Young (ST)

AMERICAN FOOTBALL CONFERENCE STANDINGS

AFC EAST, AFC CENTRAL, AFC WEST tables showing team records, wins, losses, ties, and percentages.

NATIONAL FOOTBALL CONFERENCE STANDINGS

NFC EAST, NFC CENTRAL, NFC WEST tables showing team records, wins, losses, ties, and percentages.

\* Wild Card for Playoffs



# 1976 SEASON (5-9 REGULAR SEASON, 0-0 PLAYOFFS) • 4TH PLACE AFC CENTRAL

DATE	OPPONENT	SCORE	W/L	ATT	RECEIVING	No	Yds	Avg	Lg	TD
Sep. 12	TAMPA BAY	20-0	W	42,228	Burrough	51	932	18.3	69t	7
Sep. 19	at Buffalo	13-3	W	61,364	B. Johnson	47	495	10.5	40t	4
Sep. 26	OAKLAND	13-14	L	42,338	Coleman	40	247	6.2	19	3
Oct. 3	at New Orleans	31-26	W	51,973	Willis	32	255	8.0	42	1
Oct. 10	DENVER	17-3	W	47,928	Alston	19	174	9.2	29	1
Oct. 17	at San Diego	27-30	L	31,565	Sawyer	18	208	11.6	53	1
Oct. 24	CINCINNATI	7-27	L	45,499	Hardeman	7	25	3.6	11	0
Nov. 1	at Baltimore	14-38	L	60,020	Thomas	4	15	3.8	14	0
Nov. 7	CLEVELAND	7-21	L	39,828	Baker	3	32	10.7	14	0
Nov. 14	at Cincinnati	27-31	L	53,243	Dawkins	3	21	7.0	14	0
Nov. 21	at Pittsburgh	16-32	L	47,947	Taylor	2	15	7.5	8	0
Nov. 28	ATLANTA	20-14	W	25,838	Stermrick	1	10	10.0	10	0
Dec. 5	at Cleveland	10-13	L	56,025	<b>Oilers</b>	<b>227</b>	<b>2429</b>	<b>10.7</b>	<b>69t</b>	<b>17</b>
Dec. 11	PITTSBURGH	0-21	L	44,743	<b>Opponents</b>	<b>173</b>	<b>2259</b>	<b>13.1</b>	<b>81t</b>	<b>17</b>

	TITANS	OPP
<b>Total First Downs</b>	<b>199</b>	<b>226</b>
Rushing	71	117
Passing	110	90
Penalty	18	19
3rd Down: Made/Att	65/210	77/220
3rd Down Pct.	31.0	35.0
4th Down: Made/Att	--	2/2
4th Down Pct.	--	100.0
<b>Possession Avg.</b>	<b>25:43</b>	<b>30:00</b>
<b>Total Net Yards</b>	<b>3570</b>	<b>3987</b>
Avg. Per Game	255.0	284.8
Total Plays	878	935
Avg. Per Play	4.1	4.3
<b>Net Yards Rushing</b>	<b>1498</b>	<b>2072</b>
Avg. Per Game	107.0	148.0
Total Rushes	416	540
<b>Net Yards Passing</b>	<b>2072</b>	<b>1915</b>
Avg. Per Game	148.0	136.8
Sacked/Yards Lost	39/357	50/344
Gross Yards	2429	2259
Att./Comp.	423/227	345/173
Completion Pct.	53.7	50.1
Had Intercepted	19	11
<b>Punts/Average</b>	<b>100/35.3</b>	<b>96/38.7</b>
<b>Net Punting Avg.</b>	<b>100/27.9</b>	<b>96/31.8</b>
<b>Penalties/Yards</b>	<b>99/776</b>	<b>107/963</b>
<b>Fumbles/Ball Lost</b>	<b>25/14</b>	<b>33/17</b>
<b>Touchdowns</b>	<b>25</b>	<b>31</b>
Rushing	6	13
Passing	17	17
Returns	2	1

BY PERIODS	1	2	3	4	OT	PTS
<b>Oilers</b>	<b>22</b>	<b>57</b>	<b>54</b>	<b>89</b>	<b>0</b>	<b>222</b>
<b>Opponents</b>	<b>35</b>	<b>79</b>	<b>64</b>	<b>95</b>	<b>0</b>	<b>273</b>

SCORING	TD	RU	PA	RT	PAT	FG	S	TP
Butler	0	0	0	0	24/24	16/27	0	72
Burrough	7	0	7	0	0	0	0	42
Coleman	6	2	3	1	0	0	0	36
B. Johnson	4	0	4	0	0	0	0	24
Willis	3	2	1	0	0	0	0	18
Alston	1	0	1	0	0	0	0	6
Dawkins	1	1	0	0	0	0	0	6
Hardeman	1	1	0	0	0	0	0	6
Sawyer	1	0	1	0	0	0	0	6
Whittington	1	0	0	1	0	0	0	6
<b>Oilers</b>	<b>25</b>	<b>6</b>	<b>17</b>	<b>2</b>	<b>24/24</b>	<b>16/27</b>	<b>0</b>	<b>222</b>
<b>Opponents</b>	<b>31</b>	<b>13</b>	<b>17</b>	<b>1</b>	<b>29/31</b>	<b>18/29</b>	<b>2</b>	<b>273</b>

RUSHING	No	Yds	Avg	Lg	TD
Coleman	171	684	4.0	39	2
Willis	148	542	3.7	44	2
Hardeman	32	114	3.6	21	1
Dawkins	31	61	2.0	7	1
Pastorini	11	45	4.1	11	0
Burrough	3	22	7.3	12	0
Hadl	7	11	1.6	8	0
Taylor	5	11	2.2	8	0
Hoopes LG	2	10	5.0	10	0
B. Johnson	6	6	1.0	10	0
Baker TM	1	2	2.0	2	0
Butler	1	0	0	0	0
<b>Oilers</b>	<b>416</b>	<b>1498</b>	<b>3.6</b>	<b>44</b>	<b>6</b>
<b>Opponents</b>	<b>540</b>	<b>2072</b>	<b>3.8</b>	<b>69t</b>	<b>13</b>

PASSING	Att	Cmp	Pct	Yards	Yds/Att	TD	Int	Lg	Sk/Yds	Rating
Pastorini	309	167	54.0	1795	5.81	10	10	67t	24/234	68.6
Hadl	113	60	53.1	634	5.61	7	8	69t	15/123	60.9
Coleman	1	0	0.0	0	0.00	0	1	0	0/0	0.0
<b>Oilers</b>	<b>423</b>	<b>227</b>	<b>53.7</b>	<b>2429</b>	<b>5.74</b>	<b>17</b>	<b>19</b>	<b>69t</b>	<b>39/357</b>	<b>65.4</b>
<b>Opponents</b>	<b>345</b>	<b>173</b>	<b>50.1</b>	<b>2259</b>	<b>6.55</b>	<b>17</b>	<b>11</b>	<b>81t</b>	<b>50/344</b>	<b>74.3</b>

INTERCEPTIONS	No	Yds	Avg	Lg	TD
Whittington	5	103	20.6	50	0
Bingham	2	18	9.0	15	0
Moore	1	28	28.0	28	0
Reinfeldt	1	19	19.0	19	0
Brazile	1	8	8.0	8	0
Stermrick	1	0	0.0	0	0
<b>Oilers</b>	<b>11</b>	<b>176</b>	<b>16.0</b>	<b>50</b>	<b>0</b>
<b>Opponents</b>	<b>19</b>	<b>197</b>	<b>10.4</b>	<b>39</b>	<b>0</b>

PUNTING	No	Yds	Avg	Net	TB	In	Lg	B
Pastorini	70	2571	36.7	28.3	4	12	74	0
Hoopes LG	49	1849	37.7	25.6	7	8	57	2
Hoopes TM	7	221	31.6	27.9	0	0	38	1
Butler	11	370	33.6	25.6	0	0	39	0
Clark	10	335	33.5	27.3	0	0	47	0
Sawyer	1	32	32.0	35.0	0	1	32	0
<b>Oilers</b>	<b>100</b>	<b>3529</b>	<b>35.3</b>	<b>27.9</b>	<b>4</b>	<b>13</b>	<b>74</b>	<b>1</b>
<b>Opponents</b>	<b>96</b>	<b>3717</b>	<b>38.7</b>	<b>31.8</b>	<b>8</b>	<b>13</b>	<b>78</b>	<b>1</b>

PUNT RETURNS	No	FC	Yds	Avg	Lg	TD
B. Johnson	38	9	403	10.6	46	0
Coleman	7	2	91	13.0	69t	1
Whittington	3	0	10	3.3	7	0
Moore	0	1	0	0.0	0	0
<b>Oilers</b>	<b>48</b>	<b>12</b>	<b>504</b>	<b>10.5</b>	<b>69t</b>	<b>1</b>
<b>Opponents</b>	<b>60</b>	<b>13</b>	<b>659</b>	<b>11.0</b>	<b>67</b>	<b>0</b>

KICKOFF RETURNS	No	Yds	Avg	Lg	TD
B. Johnson	26	579	22.3	53	0
Taylor	15	302	20.1	32	0
A. Johnson	8	150	18.8	25	0
Hardeman	7	171	24.4	40	0
Baker TM	1	15	15.0	15	0
Beirne	1	12	12.0	12	0
<b>Oilers</b>	<b>58</b>	<b>1229</b>	<b>21.2</b>	<b>53</b>	<b>0</b>
<b>Opponents</b>	<b>53</b>	<b>1125</b>	<b>21.2</b>	<b>41</b>	<b>0</b>

FIELD GOALS	1-19	20-29	30-39	40-49	50+
Butler	1/1	4/4	7/10	3/8	1/4
<b>Oilers</b>	<b>1/1</b>	<b>4/4</b>	<b>7/10</b>	<b>3/8</b>	<b>1/4</b>
<b>Opponents</b>	<b>1/1</b>	<b>7/8</b>	<b>6/9</b>	<b>3/9</b>	<b>1/2</b>

**Butler:** (33G, 45N, 44G) (54G, 44B, 28G) (22G, 40G, 46N, 55N) (31G) (44N, 18G, 36N) (31G, 50N, 36G) (1) (44N) (36N) (39G, 29G) (43G) (22G, 32N, 32G) (31G) (55N)  
**Opponents:** (39N) (50N, 27G, 27N) (42N) (20G, 26G, 43G, 26G) (31G, 49N) (30G) (34G, 46N, 28G) (45N, 25G) (30G, 40G) (50G) (37G, 36N, 35G, 18G) (47N) (29G, 46G, 41N) (39N)

**SACKS**  
 records not available  
**Oilers 50.0, Opponents 39.0**

**TACKLES (Solo-Assists-Total)**  
 records not available

### USUAL STARTING LINEUP

**OFFENSE**  
 WR Ken Burrough (00)  
 LT Greg Sampson (73)  
 Kevin Hunt (72)  
 LG Conway Hayman (70)  
 C Carl Mauck (55)  
 RG Ed Fisher (60)  
 RT Elbert Drungo (75)  
 TE Mack Alston (82)  
 WR Billy Johnson (84)  
 QB Dan Pastorini (7)  
 John Hadl (21)  
 RB Ronnie Coleman (47)  
 FB Fred Willis (44)

**DEFENSE**  
 LE Tody Smith (85)  
 Al Burton (68)  
**NT Curley Culp (78)**  
 RE Elvin Bethea (85)  
 OLB Ted Washington (59)  
 ILB Steve Kiner (57)  
 ILB Gregg Bingham (54)  
**OLB Robert Brazile (52)**  
 LCB Willie Alexander (19)  
 RCB Zeke Moore (22)  
 SS Mike Reinfeldt (37)  
 FS C.L. Whittington (38)

**SPECIALISTS**  
 K Skip Butler (2)  
 P Dan Pastorini (7)

**Pro Bowl**  
**GM/Head Coach:** Bum Phillips  
**Asst. Coaches:** King Hill (off. coord./QB), Ed Biles (def. coord.), Andy Bourgeois (off. backs), Ken McCullough (OL), Richie Petitbon (DB), Wade Phillips (LB), Fran Poltfoot (WR), George Rice (DL), Walt Schlinkman (ST)

### AMERICAN FOOTBALL CONFERENCE STANDINGS

AFC EAST	W	L	T	Pct
Baltimore	11	3	0	.786
* New England	11	3	0	.786
Miami	6	8	0	.429
N.Y. Jets	3	11	0	.214
Buffalo	2	12	0	.143
AFC CENTRAL	W	L	T	Pct
Pittsburgh	10	4	0	.714
Cincinnati	10	4	0	.714
Cleveland	9	5	0	.643
<b>Houston</b>	<b>5</b>	<b>9</b>	<b>0</b>	<b>.357</b>
AFC WEST	W	L	T	Pct
Oakland	13	1	0	.929
Denver	9	5	0	.643
San Diego	6	8	0	.429
Kansas City	5	9	0	.357
Tampa Bay	0	14	0	.000

### NATIONAL FOOTBALL CONFERENCE STANDINGS

NFC EAST	W	L	T	Pct
Dallas	11	3	0	.786
* Washington	10	4	0	.714
St. Louis	10	4	0	.714
Philadelphia	4	10	0	.286
N.Y. Giants	3	11	0	.214
NFC CENTRAL	W	L	T	Pct
Minnesota	11	2	1	.821
Chicago	7	7	0	.500
Detroit	6	8	0	.429
Green Bay	5	9	0	.357
NFC WEST	W	L	T	Pct
Los Angeles	10	3	1	.750
San Francisco	8	6	0	.571
Atlanta	4	10	0	.286
New Orleans	4	10	0	.286
Seattle	2	12	0	.143

\* Wild Card for Playoffs

## 1975 SEASON (10-4 REGULAR SEASON, 0-0 PLAYOFFS) • 3RD PLACE AFC CENTRAL

DATE	OPPONENT	SCORE	W/L	ATT
Sep. 21	at New England	7-0	W	51,934
Sep. 28	SAN DIEGO	33-17	W	33,765
Oct. 5	CINCINNATI	19-21	L	42,412
Oct. 12	at Cleveland	40-10	W	46,531
Oct. 19	WASHINGTON	13-10	W	49,566
Oct. 26	DETROIT	24-8	W	46,904
Nov. 2	at Kansas City	17-13	W	62,989
Nov. 9	at Pittsburgh	17-24	L	49,460
Nov. 16	MIAMI	20-19	W	48,892
Nov. 24	PITTSBURGH	9-32	L	49,947
Nov. 30	at Cincinnati	19-23	L	46,128
Dec. 7	at San Francisco	27-13	W	44,015
Dec. 14	at Oakland	27-26	W	50,719
Dec. 21	CLEVELAND	21-10	W	43,770

	TITANS	OPP
<b>Total First Downs</b>	<b>234</b>	<b>264</b>
Rushing	121	104
Passing	90	137
Penalty	23	23
3rd Down: Made/Att	72/203	78/205
3rd Down Pct.	35.5	38.0
4th Down: Made/Att	--	--
4th Down Pct.	--	--
<b>Possession Avg.</b>	<b>34:17</b>	<b>21:26</b>
<b>Total Net Yards</b>	<b>4137</b>	<b>3937</b>
Avg. Per Game	281.2	295.5
Total Plays	900	952
Avg. Per Play	4.4	4.3
<b>Net Yards Rushing</b>	<b>2068</b>	<b>1680</b>
Avg. Per Game	147.7	120.0
Total Rushes	526	498
<b>Net Yards Passing</b>	<b>1869</b>	<b>2457</b>
Avg. Per Game	133.5	175.5
Sacked/Yards Lost	27/230	45/343
Gross Yards	2099	2800
Att./Comp.	347/165	409/235
Completion Pct.	47.6	57.5
Had Intercepted	17	24
<b>Punts/Average</b>	<b>74/39.3</b>	<b>73/41.0</b>
<b>Net Punting Avg.</b>	<b>74/32.3</b>	<b>73/30.5</b>
<b>Penalties/Yards</b>	<b>100/849</b>	<b>90/871</b>
<b>Fumbles/Ball Lost</b>	<b>28/17</b>	<b>38/19</b>
<b>Touchdowns</b>	<b>34</b>	<b>27</b>
Rushing	14	13
Passing	14	14
Returns	6	0

BY PERIODS	1	2	3	4	OT	PTS
Oilers	49	84	81	79	0	293
Opponents	37	100	25	64	0	226

SCORING	TD	RU	PA	RT	PAT	FG	S	TP
Butler	0	0	0	0	31/34	18/30	0	85
Burrough	8	0	8	0	0	0	0	48
Coleman	5	5	0	0	0	0	0	30
Hardeman	5	5	0	0	0	0	0	30
Johnson	5	0	1	4	0	0	0	30
Alston	4	0	4	0	0	0	0	24
Willis	2	2	0	0	0	0	0	12
Rodgers	1	1	0	0	0	1	8	8
Culp	1	0	0	1	0	0	6	6
Germany	1	0	0	1	0	0	6	6
Pastorini	1	1	0	0	0	0	6	6
Sawyer	1	0	1	0	0	0	6	6
Bethea	0	0	0	0	0	1	2	2
<b>Oilers</b>	<b>34</b>	<b>14</b>	<b>14</b>	<b>6</b>	<b>31/34</b>	<b>18/30</b>	<b>2</b>	<b>293</b>
<b>Opponents</b>	<b>27</b>	<b>13</b>	<b>14</b>	<b>0</b>	<b>21/27</b>	<b>13/23</b>	<b>2</b>	<b>226</b>

RUSHING	No	Yds	Avg	Lg	TD
Coleman	175	790	4.5	46t	5
Hardeman	166	648	3.9	39	5
Willis	118	420	3.6	23	2
Pastorini	23	97	4.2	19	1
Rodgers	18	55	3.1	8	1
Holmes	19	42	2.2	11	0
Johnson	5	17	3.4	19	0
Dickey	1	3	3.0	3	0
Edwards	1	-4	-4.0	-4	0
<b>Oilers</b>	<b>526</b>	<b>2068</b>	<b>3.9</b>	<b>46t</b>	<b>14</b>
<b>Opponents</b>	<b>498</b>	<b>1680</b>	<b>3.4</b>	<b>36</b>	<b>13</b>

PASSING	Att	Cmp	Pct	Yards	Yds/Att	TD	Int	Lg	Sk/Yds	Rating
Pastorini	342	163	47.7	2053	6.00	14	16	77t	24/210	61.0
Dickey	4	2	50.0	46	11.50	0	1	28	3/20	52.1
Coleman	1	0	0.0	0	0.00	0	0	0	0/0	39.6
<b>Oilers</b>	<b>347</b>	<b>165</b>	<b>47.6</b>	<b>2099</b>	<b>6.05</b>	<b>14</b>	<b>17</b>	<b>77t</b>	<b>27/230</b>	<b>59.9</b>
<b>Opponents</b>	<b>409</b>	<b>235</b>	<b>57.5</b>	<b>2800</b>	<b>6.85</b>	<b>14</b>	<b>24</b>	<b>64</b>	<b>45/343</b>	<b>65.4</b>

RECEIVING	No	Yds	Avg	Lg	TD
Burrough	53	1063	20.1	77t	8
Johnson	37	393	10.6	30	1
Willis	20	104	5.2	20	0
Alston	18	165	9.2	26	4
Coleman	18	129	7.2	24	0
Sawyer	7	144	20.6	51	1
Hardeman	5	10	2.0	9	0
Edwards	2	22	11.0	18	0
Hawkins	1	32	32.0	32	0
Beirne	1	15	15.0	15	0
Frazier	1	9	9.0	9	0
Parks	1	8	8.0	8	0
Holmes	1	5	5.0	5	0
<b>Oilers</b>	<b>165</b>	<b>2099</b>	<b>12.7</b>	<b>77t</b>	<b>14</b>
<b>Opponents</b>	<b>235</b>	<b>2800</b>	<b>11.9</b>	<b>64</b>	<b>14</b>

INTERCEPTIONS	No	Yds	Avg	Lg	TD
Moore	5	137	27.4	74	0
Atkins	4	133	33.3	70	0
Bingham	4	57	14.3	26	0
Alexander	3	41	13.7	32	0
Washington	3	30	10.0	23	0
Germany	2	15	7.5	15	0
Kiner	2	7	3.5	7	0
Whittington	1	5	5.0	5	0
<b>Oilers</b>	<b>24</b>	<b>425</b>	<b>17.7</b>	<b>74</b>	<b>0</b>
<b>Opponents</b>	<b>17</b>	<b>186</b>	<b>10.9</b>	<b>47</b>	<b>0</b>

PUNTING	No	Yds	Avg	Net	TB	In	Lg	B
Pastorini	62	2447	39.5	33.2	7	0	68	0
Beverly TM	12	459	38.3	27.7	1	0	45	0
<b>Oilers</b>	<b>74</b>	<b>2906</b>	<b>39.3</b>	<b>32.3</b>	<b>8</b>	<b>0</b>	<b>68</b>	<b>0</b>
<b>Opponents</b>	<b>73</b>	<b>2990</b>	<b>41.0</b>	<b>30.5</b>	<b>7</b>	<b>0</b>	<b>62</b>	<b>1</b>

PUNT RETURNS	No	FC	Yds	Avg	Lg	TD
Johnson	40	1	612	15.3	83t	3
Cotney	2	1	8	4.0	5	0
Coleman	1	0	0	0.0	0	0
<b>Oilers</b>	<b>43</b>	<b>2</b>	<b>620</b>	<b>14.4</b>	<b>83t</b>	<b>3</b>
<b>Opponents</b>	<b>47</b>	<b>6</b>	<b>356</b>	<b>7.6</b>	<b>52</b>	<b>0</b>

KICKOFF RETURNS	No	Yds	Avg	Lg	TD
Johnson	33	798	24.2	81t	1
Cotney	10	189	18.9	28	0
Coleman	8	149	18.6	27	0
Rodgers	1	13	13.0	13	0
Thompson	1	-5	-5.0	-5	0
Whittington	1	0	0.0	0	0
<b>Oilers</b>	<b>54</b>	<b>1144</b>	<b>21.2</b>	<b>81t</b>	<b>1</b>
<b>Opponents</b>	<b>61</b>	<b>1355</b>	<b>22.2</b>	<b>52</b>	<b>0</b>

FIELD GOALS	1-19	20-29	30-39	40-49	50+
Butler	0/0	8/9	4/8	6/12	0/1
<b>Oilers</b>	<b>0/0</b>	<b>8/9</b>	<b>4/8</b>	<b>6/12</b>	<b>0/1</b>
<b>Opponents</b>	<b>0/0</b>	<b>2/3</b>	<b>8/10</b>	<b>3/6</b>	<b>0/4</b>

**Butler:** (36N) (29G, 24N, 48N, 38G) (37G) (43N, 46G, 33G, 25G, 21G, 50N) (39N) (42G, 37N) (43N, 44G, 46N) (48N, 48G) (43G, 25G) (44N, 27G) (22G) (27G, 30B, 30G) (23G, 47G) ()

**Opponents:** (44N, 46N) (53N, 29G) () (39G) (32G, 47N) (34G, 37G, 36B) (37G, 37G) (22G, 39N) () (30G) (33G) (42G, 51N, 41G, 50N) (27N) (51N, 42G)

**SACKS**  
records not available  
**Oilers 45.0, Opponents 27.0**

**TACKLES (Solo-Assists-Total)**  
records not available

### USUAL STARTING LINEUP

**OFFENSE**

- WR Ken Burrough (00)**  
LT Greg Sampson (73)  
LG Ron Saul (64)  
C Carl Mauck (55)  
RG Ed Fisher (60)  
RT Elbert Drungo (75)  
TE Mack Alston (82)  
**WR Billy Johnson (84)**  
**QB Dan Pastorini (7)**  
RB Ronnie Coleman (47)  
FB Don Hardeman (30)

**DEFENSE**

- LE Tody Smith (85)  
**NT Curley Culp (78)**  
**RE Elvin Bethea (65)**  
OLB Ted Washington (59)  
ILB Steve Kiner (57)  
ILB Gregg Bingham (54)  
OLB Robert Brazile (52)  
LCB Willie Alexander (19)  
RCB Zeke Moore (22)  
SS Willie Germany (29)  
FS Bob Atkins (48)  
C.L.Whittington (38)

**SPECIALISTS**

- K Skip Butler (2)  
P Dan Pastorini (7)

**Pro Bowl**

All-Pro

**GM/Head Coach:** Bum Phillips

**Asst. Coaches:** King Hill (off. coord./QB), Ed Biles (def. coord.), Sam Boghosian (OL), Andy Bourgeois (off. backs), Larry Peccatiello (LB), Richie Petitbon (DB), Fran Poltfoot (WR), George Rice (DL), Joe Woolley (ST)

### AMERICAN FOOTBALL CONFERENCE STANDINGS

AFC EAST	W	L	T	Pct
Baltimore	10	4	0	.714
Miami	10	4	0	.714
Buffalo	8	6	0	.571
New England	3	11	0	.214
N.Y. Jets	3	11	0	.214
<b>AFC CENTRAL</b>	<b>W</b>	<b>L</b>	<b>T</b>	<b>Pct</b>
Pittsburgh	12	2	0	.857
* Cincinnati	11	3	0	.786
<b>Houston</b>	<b>10</b>	<b>4</b>	<b>0</b>	<b>.714</b>
Cleveland	3	11	0	.214
<b>AFC WEST</b>	<b>W</b>	<b>L</b>	<b>T</b>	<b>Pct</b>
Oakland	11	3	0	.786
Denver	6	8	0	.429
Kansas City	5	9	0	.357
San Diego	2	12	0	.143

### NATIONAL FOOTBALL CONFERENCE STANDINGS

NFC EAST	W	L	T	Pct
St. Louis	11	3	0	.786
* Dallas	10	4	0	.714
Washington	8	6	0	.571
N.Y. Giants	5	9	0	.357
Philadelphia	4	10	0	.286
<b>NFC CENTRAL</b>	<b>W</b>	<b>L</b>	<b>T</b>	<b>Pct</b>
Minnesota	12	2	0	.857
Detroit	7	7	0	.500
Chicago	4	10	0	.286
Green Bay	4	10	0	.286
<b>NFC WEST</b>	<b>W</b>	<b>L</b>	<b>T</b>	<b>Pct</b>
Los Angeles	12	2	0	.857
San Francisco	5	9	0	.357
Atlanta	4	10	0	.286
New Orleans	2	12	0	.143

\* Wild Card for Playoffs

# 1974 SEASON (7-7 REGULAR SEASON, 0-0 PLAYOFFS) • 2ND PLACE AFC CENTRAL (TIED)

DATE	OPPONENT	SCORE	W/L	ATT
Sep. 15	SAN DIEGO	21-14	W	25,317
Sep. 22	at Cleveland	7-20	L	55,242
Sep. 29	KANSAS CITY	7-17	L	28,538
Oct. 6	PITTSBURGH	7-13	L	30,049
Oct. 13	at Minnesota	10-51	L	48,006
Oct. 20	ST. LOUIS	27-31	L	26,371
Oct. 27	at Cincinnati	34-21	W	55,434
Nov. 3	at NY Jets	27-22	W	47,218
Nov. 10	at Buffalo	21-9	W	79,144
Nov. 17	CINCINNATI	20-3	W	44,054
Nov. 24	DALLAS	0-10	L	49,775
Dec. 1	at Pittsburgh	13-10	W	41,195
Dec. 8	at Denver	14-37	L	46,942
Dec. 15	CLEVELAND	28-24	W	33,299

	TITANS	OPP
<b>Total First Downs</b>	<b>200</b>	<b>268</b>
Rushing	76	124
Passing	103	129
Penalty	21	15
3rd Down: Made/Att	44/147	52/151
3rd Down Pct.	29.9	34.4
4th Down: Made/Att	1/1	1/2
4th Down Pct.	100.0	50.0
<b>Possession Avg.</b>	<b>36:26</b>	<b>23:34</b>
<b>Total Net Yards</b>	<b>3338</b>	<b>4425</b>
Avg. Per Game	238.4	316.1
Total Plays	817	919
Avg. Per Play	4.1	4.8
<b>Net Yards Rushing</b>	<b>1361</b>	<b>2050</b>
Avg. Per Game	97.2	146.4
Total Rushes	421	474
<b>Net Yards Passing</b>	<b>1977</b>	<b>2375</b>
Avg. Per Game	141.2	169.6
Sacked/Yards Lost	33/298	40/349
Gross Yards	2275	2724
Att./Comp.	363/203	405/231
Completion Pct.	55.9	57.0
Had Intercepted	19	21
<b>Punts/Average</b>	<b>79/39.2</b>	<b>70/39.1</b>
<b>Net Punting Avg.</b>	<b>79/32.4</b>	<b>70/30.0</b>
<b>Penalties/Yards</b>	<b>90/749</b>	<b>94/872</b>
<b>Fumbles/Ball Lost</b>	<b>26/14</b>	<b>26/15</b>
<b>Touchdowns</b>	<b>30</b>	<b>34</b>
Rushing	16	15
Passing	12	19
Returns	2	0

BY PERIODS	1	2	3	4	OT	PTS
Oilers	72	37	62	65	0	236
Opponents	66	81	55	80	0	282

SCORING	TD	RU	PA	RT	PAT	FG	S	TP
Butler	0	0	0	0	29/29	9/19	0	56
Amundson	5	4	1	0			0	30
Rodgers	5	5	0	0			0	30
Willis	4	3	1	0			0	24
Alston	3	0	3	0			0	18
B. Johnson	3	1	2	0			0	18
Burrough	2	0	2	0			0	12
V. Washington	2	2	0	0			0	12
Bethea	1	0	0	1			0	6
Coleman	1	1	0	0			0	6
Montgomery	1	0	1	0			0	6
Moore	1	0	0	1			0	6
Parks	1	0	1	0			0	6
Queen	1	0	1	0			0	6
Oilers	30	16	12	2	29/29	9/19	0	236
Opponents	34	15	19	0	30/34	16/23	0	282

RUSHING	No	Yds	Avg	Lg	TD
Rodgers	122	413	3.4	20t	5
V. Washington	74	281	3.8	23	2
Willis	74	239	3.2	18	3
Coleman	52	193	3.7	37	1
Amundson	59	138	2.3	11	4
B. Johnson	5	82	16.4	47t	1
Dickey	3	7	2.3	7	0
Queen	2	7	3.5	4	0
Gresham	3	6	2.0	3	0
Beverly	1	4	4.0	4	0
Burrough	1	0	0.0	0	0
Alston	1	-3	-3.0	-3	0
Pastorini	24	-6	-3	7	0
Oilers	421	1361	3.2	47t	16
Opponents	474	2050	4.3	53	15

PASSING	Att	Cmp	Pct	Yards	Yds/Att	TD	Int	Lg	Sk/Yds	Rating
Pastorini	247	140	56.7	1571	6.36	10	10	65	23/225	72.4
Dickey	113	63	55.8	704	6.23	2	8	59	10/73	50.9
Coleman	2	0	0.0	0	0	0	0	0	0/0	39.6
Amundson	1	0	0.0	0	0	0	1	0	0/0	0.0
Oilers	363	203	55.9	2275	6.27	12	19	65	33/298	64.0
Opponents	405	231	57.0	2724	6.73	19	21	80t	40/349	71.7

RECEIVING	No	Yds	Avg	Lg	TD
Burrough	36	492	13.7	51	2
B. Johnson	29	388	13.4	44	2
Willis	25	130	5.2	21	1
Rodgers	24	153	6.4	24	0
Parks	20	330	16.5	59	1
Amundson	18	152	8.4	29	1
Alston	17	249	14.6	33	3
V. Washington	13	92	7.1	15	0
Montgomery	9	179	19.9	65	1
Coleman	4	9	2.3	7	0
Broadnax	3	69	23.0	42	0
Gresham	3	19	6.3	9	0
Wells	1	9	9.0	9	0
Queen	1	4	4.0	4t	1
Oilers	203	2275	11.2	65	12
Opponents	231	2724	11.8	80t	19

INTERCEPTIONS	No	Yds	Avg	Lg	TD
Atkins	6	85	14.2	36	0
Bingham	4	36	9.0	18	0
Alexander	2	56	28.0	29	0
Moore	2	38	19.0	22t	1
Maxwell	2	30	15.0	15	0
Benson	2	0	0.0	5	0
Kiner	1	34	34.0	34	0
T. Smith	1	34	34.0	34	0
Severson	1	0	0.0	0	0
Oilers	21	313	14.9	36	1
Opponents	19	238	12.5	33	0

PUNTING	No	Yds	Avg	Net	TB	In	Lg	B
Beverly	79	3100	39.2	32.4	2	0	69	0
Oilers	79	3100	39.2	32.4	2	0	69	0
Opponents	70	2738	39.1	30.0	7	0	64	1

PUNT RETURNS	No	FC	Yds	Avg	Lg	TD
B. Johnson	30	3	409	13.6	49	0
Severson	11	2	86	7.8	24	0
Oilers	41	5	495	12.1	49	0
Opponents	56	10	500	8.9	42	0

KICKOFF RETURNS	No	Yds	Avg	Lg	TD
B. Johnson	29	785	27.1	67	0
Gresham	9	180	20.0	40	0
V. Washington	7	177	25.3	40	0
Severson	6	108	18.0	28	0
Coleman	3	91	30.3	39	0
Whittington	3	37	12.3	19	0
Amundson	2	17	8.5	13	0
A. Johnson	1	14	14.0	14	0
Jones	1	0	0.0	0	0
Saul	1	10	10.0	10	0
Oilers	62	1419	22.9	67	0
Opponents	51	1111	21.8	61	0

FIELD GOALS	1-19	20-29	30-39	40-49	50+
Butler	0/0	4/7	2/4	3/7	0/1
Oilers	0/0	4/7	2/4	3/7	0/1
Opponents	0/0	7/7	5/7	4/9	0/0
Butler:	(47N, 37N, 28N) ( ) (26B) (26N) (29G, 43N) (28G, 24G) (21G, 34G) (46N, 45G, 46N, 46G) ( ) ( ) (39N) (42G, 34G) (50N) ( )				
Opponents:	(48N, 38N, 40N) (27G, 41G) (35G) (37G, 27G) (42G, 32N) (25G) ( ) (35G) (32G, 28G, 48N, 22G) (28G, 46N) (25G) (44G) (43G, 45N) (37G)				

SACKS
records not available
Oilers 40.0, Opponents 33.0

TACKLES (Solo-Assists-Total)
records not available

## USUAL STARTING LINEUP

OFFENSE
WR Ken Burrough (00)
LT Greg Sampson (73)
LG Harris Jones (61)
Ron Saul (64)
C Sid Smith (77)
Fred Hoaglin (53)
RG Brian Goodman (68)
RT Elbert Drungo (75)
TE Mack Alston (82)
WR Billy Parks (20)
QB Dan Pastorini (7)
Lynn Dickey (10)
RB Vic Washington (23)
Fred Willis (44)
FB Willie Rodgers (34)

DEFENSE
LE Tody Smith (85)
LT Curley Culp (78)
RT Elvin Bethea (65)
RE Al Cowlings (76)
Duane Benson (52)
LLB Gregg Bingham (54)
MLB Steve Kiner (57)
RLB Ted Washington (59)
LCB Willie Alexander (19)
RCB Zeke Moore (22)
SS Al Johnson (25)
FS Bob Atkins (48)

SPECIALISTS
K Skip Butler (2)
P David Beverly (4)

Pro Bowl
GM/Head Coach: Sid Gillman
Asst. Coaches: Bum Phillips (def. coord./DL), Ed Biles (def. asst.), Sam Boghosian (ST), Andy Bourgeois (off. backs), Lew Carpenter (WR), King Hill (QB), Joe Madro (OL), Jerry Meins (strength), Larry Peccatiello (LB), Richie Petitbon (DB), Joe Woolley (off. asst.)

## AMERICAN FOOTBALL CONFERENCE STANDINGS

AFC EAST	W	L	T	Pct
Miami	11	3	0	.786
* Buffalo	9	5	0	.643
New England	7	7	0	.500
N.Y. Jets	7	7	0	.500
Baltimore	2	12	0	.143
AFC CENTRAL	W	L	T	Pct
Pittsburgh	10	3	1	.750
Cincinnati	7	7	0	.500
Houston	W	L	T	Pct
Cleveland	4	10	0	.286
AFC WEST	W	L	T	Pct
Oakland	12	2	0	.857
Denver	7	6	1	.536
Kansas City	5	9	0	.357
San Diego	5	9	0	.357

## NATIONAL FOOTBALL CONFERENCE STANDINGS

NFC EAST	W	L	T	Pct
St. Louis	10	4	0	.714
* Washington	10	4	0	.714
Dallas	8	6	0	.571
Philadelphia	7	7	0	.500
N.Y. Giants	2	12	0	.143
NFC CENTRAL	W	L	T	Pct
Minnesota	10	4	0	.714
Detroit	7	7	0	.500
Green Bay	6	8	0	.429
Chicago	4	10	0	.286
NFC WEST	W	L	T	Pct
Los Angeles	10	4	0	.714
San Francisco	6	8	0	.429
New Orleans	5	9	0	.357
Atlanta	3	11	0	.214

\* Wild Card for Playoffs

# 1973 SEASON (1-13 REGULAR SEASON, 0-0 PLAYOFFS) • 4TH PLACE AFC CENTRAL

DATE	OPPONENT	SCORE	W/L	ATT
Sep. 16	at NY Giants	14-34	L	57,979
Sep. 23	at Cincinnati	10-24	L	51,823
Sep. 30	PITTSBURGH	7-36	L	39,331
Oct. 7	LA RAMS	26-31	L	34,875
Oct. 14	DENVER	20-48	L	32,801
Oct. 21	at Cleveland	13-42	L	61,146
Oct. 28	at Chicago	14-35	L	43,755
Nov. 4	at Baltimore	31-27	W	52,707
Nov. 11	CLEVELAND	13-23	L	37,230
Nov. 18	at Kansas City	14-38	L	68,444
Nov. 25	NEW ENGLAND	0-32	L	27,344
Dec. 2	OAKLAND	6-17	L	25,801
Dec. 9	at Pittsburgh	7-33	L	38,004
Dec. 16	CINCINNATI	24-27	L	21,955

	TITANS	OPP
<b>Total First Downs</b>	<b>193</b>	<b>274</b>
Rushing	89	138
Passing	93	114
Penalty	11	22
3rd Down: Made/Att	48/162	77/175
3rd Down Pct.	29.6	44.0
4th Down: Made/Att	0/3	1/2
4th Down Pct.	0.0	50.0
<b>Possession Avg.</b>	<b>42:51</b>	<b>17:09</b>
<b>Total Net Yards</b>	<b>3307</b>	<b>4647</b>
Avg. Per Game	236.2	331.9
Total Plays	840	929
Avg. Per Play	3.9	5.0
<b>Net Yards Rushing</b>	<b>1388</b>	<b>2410</b>
Avg. Per Game	99.1	172.1
Total Rushes	386	576
<b>Net Yards Passing</b>	<b>1919</b>	<b>2237</b>
Avg. Per Game	137.1	159.8
Sacked/Yards Lost	43/451	27/229
Gross Yards	2370	2466
Att./Comp.	411/225	326/178
Completion Pct.	54.7	54.6
Had Intercepted	27	17
<b>Punts/Average</b>	<b>85/38.8</b>	<b>62/39.6</b>
<b>Net Punting Avg.</b>	<b>85/33.8</b>	<b>62/33.4</b>
<b>Penalties/Yards</b>	<b>95/880</b>	<b>90/811</b>
<b>Fumbles/Ball Lost</b>	<b>43/25</b>	<b>29/10</b>
<b>Touchdowns</b>	<b>22</b>	<b>53</b>
Rushing	9	19
Passing	11	26
Returns	2	8

BY PERIODS	1	2	3	4	OT	PTS
Oilers	37	50	50	62	0	199
Opponents	87	138	101	121	0	447

SCORING	TD	RU	PA	RT	PAT	FG	S	TP
Butler	0	0	0	0	21/21	15/24	0	66
Willis	5	4	1	0			0	30
Alston	4	0	4	0			0	24
Gresham	4	2	1	1			0	24
Burrough	3	1	2	0			0	18
Robinson	2	2	0	0			0	12
Eaglin	1	0	0	1			0	6
Hinton	1	0	1	0			0	6
D. Parks	1	0	1	0			0	6
B. Parks	1	0	1	0			0	6
Dickey	0	0	0	0			0	1
<b>Oilers</b>	<b>22</b>	<b>9</b>	<b>11</b>	<b>2</b>	<b>21/21</b>	<b>15/24</b>	<b>0</b>	<b>199</b>
<b>Opponents</b>	<b>53</b>	<b>19</b>	<b>26</b>	<b>8</b>	<b>52/53</b>	<b>25/42</b>	<b>1</b>	<b>447</b>

RUSHING	No	Yds	Avg	Lg	TD
Willis	171	579	3.4	25	4
Gresham	104	400	3.8	52	2
Robinson	34	151	4.4	22	2
Pastorini	31	102	3.3	17	0
Amundson	15	56	3.7	10	0
Thomas	10	39	3.9	17	0
Burrough	5	38	7.6	34	1
Alston	1	13	13.0	13	0
Dickey	6	9	1.5	6	0
Jolley	7	6	0.9	3	0
Hinton	1	-2	-2.0	-2	0
A. Johnson	1	-3	-3.0	-3	0
<b>Oilers</b>	<b>386</b>	<b>1388</b>	<b>3.6</b>	<b>52</b>	<b>9</b>
<b>Opponents</b>	<b>576</b>	<b>2410</b>	<b>4.2</b>	<b>53t</b>	<b>19</b>

PASSING	Att	Cmp	Pct	Yards	Yds/Att	TD	Int	Lg	Sk/Yds	Rating
Pastorini	290	154	53.1	1482	5.11	5	17	50	30/313	49.0
Dickey	120	71	59.2	888	7.40	6	10	66t	13/138	64.2
Willis	1	0	0.0	0	0.0	0	0	0	0/0	39.6
<b>Oilers</b>	<b>411</b>	<b>225</b>	<b>54.7</b>	<b>2370</b>	<b>5.77</b>	<b>11</b>	<b>27</b>	<b>66t</b>	<b>43/451</b>	<b>53.3</b>
<b>Opponents</b>	<b>326</b>	<b>178</b>	<b>54.6</b>	<b>2466</b>	<b>7.56</b>	<b>26</b>	<b>17</b>	<b>77t</b>	<b>27/229</b>	<b>84.0</b>

RECEIVING	No	Yds	Avg	Lg	TD
Willis	57	371	6.5	50	1
B. Parks	43	581	13.5	66t	1
Burrough	43	577	13.4	49t	2
Gresham	28	244	8.7	62t	1
Alston	19	195	10.3	39t	4
Hinton	13	202	15.5	34t	1
Amundson	7	60	8.6	18	0
Robinson	7	46	6.6	19	0
Jolley	3	56	18.7	48	0
D. Parks	3	31	10.3	12	1
Thomas	1	4	4.0	4	0
McNeil	1	3	3.0	3	0
<b>Oilers</b>	<b>225</b>	<b>2370</b>	<b>10.5</b>	<b>66t</b>	<b>11</b>
<b>Opponents</b>	<b>178</b>	<b>2466</b>	<b>13.9</b>	<b>77t</b>	<b>26</b>

INTERCEPTIONS	No	Yds	Avg	Lg	TD
Roberts	4	55	13.8	27	0
Severson	4	24	6.0	19	0
Alexander	3	3	1.0	3	0
Blahak	2	120	60.0	87	0
Charles	2	74	37.0	39	0
Bingham	2	22	11.0	18	0
<b>Oilers</b>	<b>17</b>	<b>298</b>	<b>17.5</b>	<b>87</b>	<b>0</b>
<b>Opponents</b>	<b>27</b>	<b>357</b>	<b>13.2</b>	<b>86t</b>	<b>4</b>

PUNTING	No	Yds	Avg	Net	TB	In	Lg	B
Butler	36	1344	37.3	34.3	1	0	55	0
Pastorini	27	1087	40.3	34.4	1	0	59	0
Green	22	868	39.5	32.5	2	0	61	0
<b>Oilers</b>	<b>85</b>	<b>3299</b>	<b>38.8</b>	<b>33.8</b>	<b>4</b>	<b>0</b>	<b>61</b>	<b>0</b>
<b>Opponents</b>	<b>62</b>	<b>2457</b>	<b>39.6</b>	<b>33.4</b>	<b>8</b>	<b>0</b>	<b>72</b>	<b>2</b>

PUNT RETURNS	No	FC	Yds	Avg	Lg	TD
Severson	16	2	126	7.9	74	0
Haymond	14	6	101	7.2	44	0
<b>Oilers</b>	<b>30</b>	<b>8</b>	<b>227</b>	<b>7.6</b>	<b>74</b>	<b>0</b>
<b>Opponents</b>	<b>44</b>	<b>16</b>	<b>343</b>	<b>7.8</b>	<b>46</b>	<b>0</b>

KICKOFF RETURNS	No	Yds	Avg	Lg	TD
Haymond	28	703	25.1	47	0
Gresham	27	723	26.8	103t	1
Hinton	8	141	17.6	30	0
Eaglin	3	76	25.3	39	0
Fanucci	3	40	13.3	14	0
Blahak	2	41	20.5	23	0
Jolley	2	41	20.5	21	0
Rice TM	2	17	8.5	9	0
Severson	1	17	17.0	17	0
<b>Oilers</b>	<b>76</b>	<b>1799</b>	<b>23.7</b>	<b>103t</b>	<b>1</b>
<b>Opponents</b>	<b>37</b>	<b>811</b>	<b>21.9</b>	<b>95t</b>	<b>1</b>

FIELD GOALS	1-19	20-29	30-39	40-49	50+
Butler	4/4	2/2	6/8	3/8	0/2
<b>Oilers</b>	<b>4/4</b>	<b>2/2</b>	<b>6/8</b>	<b>3/8</b>	<b>0/2</b>
<b>Opponents</b>	<b>5/5</b>	<b>6/8</b>	<b>6/11</b>	<b>8/15</b>	<b>0/3</b>

Butler: ( ) (31N, 51N, 38G) ( ) (8G, 35G, 37G, 36G) (8G, 35G, 37G, 36G) (20G, 49G) (9G, 31G) ( ) (47N, 38G) (45N, 36N, 27G, 46G) ( ) (43B) (44B, 51N, 44G, 16G) ( ) (43N, 18G)

Opponents: (40N, 48N, 44G, 11G) (39N, 51N, 27G) (37B, 20G, 47G, 26G) (26N, 17G) (32G, 12G) (36N) (42N, 37N) (50N, 38N, 22G, 36G) (47N, 41N, 30G, 22G, 45G) (38G) (26N, 51N, 48G, 36G, 46G) (9G) (44N, 45N, 49G, 31G, 20G, 42G) (11G, 40G)

**SACKS**  
records not available  
Oilers 27.0, Opponents 43.0

**TACKLES (Solo-Assists-Total)**  
records not available

### USUAL STARTING LINEUP

**OFFENSE**  
WR Ken Burrough (00)  
LT Tom Funchess (66)  
LG Solomon Freelon (69)  
C Sam Gruneisen (57)  
RG Al Jenkins (60)  
RT Elbert Drungo (75)  
Levert Carr (63)  
TE Mack Alston (82)  
WR Billy Parks (20)  
QB Dan Pastorini (7)  
Lynn Dickey (10)  
RB Bob Gresham (36)  
FB Fred Willis (44)

**DEFENSE**  
LE Tody Smith (10)  
LT Al Cowlings (76)  
RT John Matuszak (78)  
**RE Elvin Bethea (65)**  
LLB Floyd Rice (85)  
Ralph Cindrich (55)  
MLB Gregg Bingham (54)  
RLB Guy Roberts (56)  
LCB Zeke Moore (22)  
RCB Willie Alexander (19)  
SS Jeff Severson (37)  
FS Bob Atkins (48)  
Joe Blahak (27)

**SPECIALISTS**  
K Skip Butler (2)  
P Skip Butler (2)  
Dan Pastorini (7)

### Pro Bowl

**GM:** Sid Gillman; **Head Coach:** Bill Peterson (first five games), Sid Gillman (last nine games)  
**Asst. Coaches:** Bruce Beatty (DL), Andy Bourgeois (ST), Garland Boyette (special assignments), Lew Carpenter (WR), Earnel Durden (off. backs), King Hill (QB), Joe Madro (OL), Burnie Miller (DB), Larry Peccatiello (LB)

### AMERICAN FOOTBALL CONFERENCE STANDINGS

AFC EAST	W	L	T	Pct
Miami	12	2	0	.857
Buffalo	9	5	0	.643
New England	5	9	0	.357
Baltimore	4	10	0	.286
N.Y. Jets	4	10	0	.286
AFC CENTRAL	W	L	T	Pct
Cincinnati	10	4	0	.714
* Pittsburgh	10	4	0	.714
Cleveland	7	5	2	.571
Houston	1	13	0	.071
AFC WEST	W	L	T	Pct
Oakland	9	4	1	.679
Denver	7	5	2	.571
Kansas City	7	5	2	.571
San Diego	2	11	1	.179

### NATIONAL FOOTBALL CONFERENCE STANDINGS

NFC EAST	W	L	T	Pct
Dallas	10	4	0	.714
* Washington	10	4	0	.714
Philadelphia	5	8	1	.393
St. Louis	4	9	1	.321
N.Y. Giants	2	11	1	.179
NFC CENTRAL	W	L	T	Pct
Minnesota	12	2	0	.857
Detroit	6	7	1	.464
Green Bay	5	7	2	.429
Chicago	3	11	0	.214
NFC WEST	W	L	T	Pct
Los Angeles	12	2	0	.857
Atlanta	9	5	0	.643
New Orleans	5	9	0	.357
San Francisco	5	9	0	.357

\* Wild Card for Playoffs

# 1972 SEASON (1-13 REGULAR SEASON, 0-0 PLAYOFFS) • 4TH PLACE AFC CENTRAL

DATE	OPPONENT	SCORE	W/L	ATT
Sep. 17	at Denver	17-30	L	51,656
Sep. 24	at Miami	13-34	L	77,821
Oct. 1	NY JETS	26-20	W	51,423
Oct. 9	OAKLAND	0-34	L	51,378
Oct. 15	at Pittsburgh	7-24	L	42,929
Oct. 22	CLEVELAND	17-23	L	38,113
Oct. 29	at Cincinnati	7-30	L	59,409
Nov. 5	at Cleveland	0-20	L	61,985
Nov. 12	PHILADELPHIA	17-18	L	34,175
Nov. 19	GREEN BAY	10-23	L	41,752
Nov. 26	at San Diego	20-34	L	46,289
Dec. 3	at Atlanta	10-20	L	58,850
Dec. 10	PITTSBURGH	3-9	L	36,528
Dec. 17	CINCINNATI	17-61	L	32,482

	TITANS	OPP
<b>Total First Downs</b>	<b>183</b>	<b>263</b>
Rushing	80	147
Passing	88	100
Penalty	15	16
3rd Down: Made/Att	49/184	75/185
3rd Down Pct.	26.6	40.5
4th Down: Made/Att	1/4	--
4th Down Pct.	25.0	--
<b>Possession Avg.</b>	<b>42:51</b>	<b>17:09</b>
<b>Total Net Yards</b>	<b>3191</b>	<b>4734</b>
Avg. Per Game	227.9	338.1
Total Plays	817	894
Avg. Per Play	3.9	5.3
<b>Net Yards Rushing</b>	<b>1518</b>	<b>2591</b>
Avg. Per Game	108.4	185.1
Total Rushes	397	546
<b>Net Yards Passing</b>	<b>1673</b>	<b>2143</b>
Avg. Per Game	119.5	153.1
Sacked/Yards Lost	45/372	24/172
Gross Yards	2045	2315
Att./Comp.	375/181	324/174
Completion Pct.	48.3	53.7
Had Intercepted	23	6
<b>Punts/Average</b>	<b>85/41.0</b>	<b>61/42.1</b>
<b>Net Punting Avg.</b>	<b>85/36.6</b>	<b>61/36.8</b>
<b>Penalties/Yards</b>	<b>66/581</b>	<b>79/741</b>
<b>Fumbles/Ball Lost</b>	<b>30/10</b>	<b>29/18</b>
<b>Touchdowns</b>	<b>18</b>	<b>40</b>
Rushing	7	23
Passing	10	12
Returns	1	5

BY PERIODS	1	2	3	4	OT	PTS
Oilers	17	47	46	54	0	164
Opponents	81	99	73	127	0	380

SCORING	TD	RU	PA	RT	PAT	FG	S	TP
S. Butler	0	0	0	0	15/16	12/19	0	51
Burrough	4	0	4	0			0	24
Robinson LG	3	3	0	0			0	18
Robinson TM	3	3	0	0			0	18
Joiner TM	2	0	2	0			0	12
Pastorini	2	2	0	0			0	12
Rodgers	2	2	0	0			0	12
Willis LG	2	0	2	0			0	12
Willis TM	2	0	2	0			0	12
Beirne	1	0	1	0			0	6
Dawson	1	0	1	0			0	6
Walsh TM	1	0	0	1			0	6
Moseley	0	0	0	0	2/2	1/2	0	5
Oilers	18	7	10	1	17/18	13/21	0	164
Opponents	40	23	12	5	39/40	33/40	1	380

RUSHING	No	Yds	Avg	Lg	TD
Willis LG	134	461	3.4	43	0
Willis TM	92	334	3.6	43	0
Robinson LG	107	449	4.2	30t	3
Robinson TM	86	355	4.1	30t	3
Pastorini	38	205	5.4	17	2
Rodgers	71	204	2.9	14	2
Granger	42	175	4.2	14	0
R. Holmes	43	172	4.0	18	0
Walsh TM	8	36	4.5	14	0
A. Johnson	11	13	1.2	7	0
Joiner TM	2	12	6.0	9	0
Baker	1	9	9.0	9	0
Nix	3	3	1.0	5	0
Oilers	397	1518	3.8	43	7
Opponents	546	2591	4.7	66t	23

PASSING	Att	Cmp	Pct	Yards	Yds/Att	TD	Int	Lg	Sk/Yds	Rating
Pastorini	299	144	48.2	1711	5.72	7	12	82t	37/310	57.1
Nix	63	33	52.4	287	4.56	3	6	19	6/45	41.0
Baker	10	4	40.0	47	4.70	0	4	18	2/17	15.4
Willis LG	4	1	25.0	16	4.00	0	1	16	0/0	4.2
Willis TM	3	0	0.0	0	0.00	0	1	0	0/0	0.0
Oilers	375	181	48.3	2045	5.45	10	23	82t	45/372	48.4
Opponents	324	174	53.7	2315	7.15	12	6	68t	24/172	81.2

RECEIVING	No	Yds	Avg	Lg	TD
Willis LG	45	297	6.6	27	2
Willis TM	36	251	7.0	27	2
Smith G	30	316	10.5	25	0
Smith TM	20	218	10.9	24	0
Burrough	26	521	20.0	80t	4
Reed	19	251	13.2	29	0
Joiner TM	16	306	19.1	82t	2
Granger	15	74	4.9	20	0
Robinson LG	14	112	8.0	24	0
Robinson TM	14	112	8.0	24	0
Beirne	7	95	13.6	19	1
Dawson	6	78	13.0	20	1
Rodgers	6	61	10.2	15	0
R. Holmes	6	32	5.3	13	0
A. Johnson	6	24	4.0	16	0
Walsh TM	4	22	5.5	16	0
Oilers	181	2045	11.3	82t	10
Opponents	174	2315	13.3	68t	12

INTERCEPTIONS	No	Yds	Avg	Lg	TD
Atkins	2	37	18.5	34	0
Charles	2	6	3.0	6	0
B. Johnson	1	34	34.0	34	0
Alexander	1	16	16.0	16	0
Oilers	6	93	15.5	34	0
Opponents	23	319	13.9	63t	3

PUNTING	No	Yds	Avg	Net	TB	In	Lg	B
Pastorini	82	3381	41.2	36.6	4	0	63	1
S. Butler	3	105	35.0	34.0	0	0	47	0
Oilers	85	3486	41.0	36.6	4	0	63	1
Opponents	61	2569	42.1	36.8	8	0	60	2

PUNT RETURNS	No	FC	Yds	Avg	Lg	TD
Houston	25	7	148	5.9	33	0
Moore	7	2	15	2.1	19	0
A. Johnson	2	1	0	0.0	0	0
Oilers	34	10	163	4.8	33	0
Opponents	31	27	299	9.6	85t	1

KICKOFF RETURNS	No	Yds	Avg	Lg	TD
Rodgers	17	335	19.7	32	0
B. Johnson	13	230	17.7	29	0
Jolley	11	267	24.3	43	0
A. Johnson	7	154	22.0	28	0
Cole TM	2	41	20.5	21	0
R. Holmes	2	39	19.5	21	0
Granger	1	5	5.0	5	0
Moore	1	22	22.0	22	0
Oilers	54	1093	20.2	43	0
Opponents	28	547	19.5	78	0

FIELD GOALS	1-19	20-29	30-39	40-49	50+
S. Butler	3/3	3/5	3/4	3/6	0/1
Moseley	0/0	1/1	0/0	0/1	0/0
Oilers	3/3	4/6	3/4	3/7	0/1
Opponents	8/8	8/9	11/13	4/8	2/2
S. Butler: () () (12G, 20G, 20G, 12G) (24B, 42B) () (46G) (47N) () (43N, 38G) (36N, 13G) (49G, 47G) (37G) (25B, 53N, 34G) (27G)					
Moseley: (41N, 20G) () () () () () () () () () () ()					
Opponents: (15G, 29G, 40G) () (8G, 32G) (49N, 46G, 35G) (35N, 28G) (42N, 33G, 33G, 26G) (10G, 42G, 33G) (46N, 19G, 32G) (22N, 33G, 52G, 22G, 12G, 38G, 20G) () (48N, 31G, 11G) (32N, 27G, 16G) (24G, 39G, 13G) (46G, 24G, 51G, 32G)					

SACKS
records not available
Oilers 24.0, Opponents 45.0

TACKLES (Solo-Assists-Total)
records not available

### USUAL STARTING LINEUP

**OFFENSE**

WR Charlie Joiner (18)  
Dave Smith (87)

LT Tom Funchess (66)  
LG Tom Regner (60)  
C Calvin Hunt (51)  
RG Ron Saul (64)  
RT Levert Carr (63)  
TE Alvin Reed (89)  
WR Ken Burrough (00)  
QB Dan Pastorini (7)  
RB Paul Robinson (18)  
FB Fred Willis (44)  
Hoyle Granger (30)

**DEFENSE**

LE Pat Holmes (79)  
LT Mike Tilleman (78)  
RT Leo Brooks (73)

**RE Elvin Bethea (65)**

LLB Floyd Rice (85)  
MLB Ron Pritchard (58)  
Garland Boyette (52)  
RLB Phil Croyle (59)  
George Webster (90)  
LCB Willie Alexander (19)  
RCB Benny Johnson (33)

**SS Ken Houston (29)**

FS John Charles (25)

**SPECIALISTS**

K Skip Butler (2)  
P Dan Pastorini (7)

**Pro Bowl**

**GM:** John Breen; **Head Coach:** Bill Peterson  
Asst. Coaches: Don Breaux (off. backs), Dan Henning (QB/WR), King Hill (special assignments), Joe Madro (OL), Larry Peccatiello (LB), Jackie Simpson (DB), Jerry Smith (DL)

### AMERICAN FOOTBALL CONFERENCE STANDINGS

AFC EAST	W	L	T	Pct
Miami	14	0	0	1.000
N.Y. Jets	7	7	0	.500
Baltimore	5	9	0	.357
Buffalo	4	9	1	.321
New England	3	11	0	.214

AFC CENTRAL	W	L	T	Pct
Pittsburgh	11	3	0	.786
* Cleveland	10	4	0	.714
Cincinnati	8	6	0	.571
<b>Houston</b>	<b>1</b>	<b>13</b>	<b>0</b>	<b>.071</b>

AFC WEST	W	L	T	Pct
Oakland	10	3	1	.750
Kansas City	8	6	0	.571
Denver	5	9	0	.357
San Diego	4	9	1	.321

### NATIONAL FOOTBALL CONFERENCE STANDINGS

NFC EAST	W	L	T	Pct
Washington	11	3	0	.786
* Dallas	10	4	0	.714
N.Y. Giants	8	6	0	.571
St. Louis	4	9	1	.321
Philadelphia	2	11	1	.179

NFC CENTRAL	W	L	T	Pct
Green Bay	10	4	0	.714
Detroit	8	5	1	.607
Minnesota	7	7	0	.500
Chicago	4	9	1	.321

NFC WEST	W	L	T	Pct
San Francisco	8	5	1	.607
Atlanta	7	7	0	.500
Los Angeles	6	7	1	.464
New Orleans	2	11	1	.179

\* Wild Card for Playoffs

# 1971 SEASON (4-9-1 REGULAR SEASON, 0-0 PLAYOFFS) • 3RD PLACE AFC CENTRAL

DATE	OPPONENT	SCORE	W/L	ATT
Sep. 19	at Cleveland	0-31	L	73,387
Sep. 26	KANSAS CITY	16-20	L	46,498
Oct. 3	NEW ORLEANS	13-13	T	47,966
Oct. 10	at Washington	13-22	L	55,041
Oct. 17	DETROIT	7-31	L	45,885
Oct. 24	at Pittsburgh	16-23	L	45,872
Oct. 31	CINCINNATI	10-6	W	37,947
Nov. 7	at New England	20-28	L	53,155
Nov. 14	at Oakland	21-41	L	54,705
Nov. 21	at Cincinnati	13-28	L	59,390
Nov. 28	CLEVELAND	24-37	L	37,921
Dec. 5	PITTSBURGH	29-3	W	37,778
Dec. 12	at Buffalo	20-14	W	28,107
Dec. 19	SAN DIEGO	49-33	W	35,959

	TITANS	OPP
<b>Total First Downs</b>	<b>201</b>	<b>237</b>
Rushing	62	117
Passing	117	97
Penalty	22	23
3rd Down: Made/Att	52/177	65/194
3rd Down Pct.	29.4	33.5
4th Down: Made/Att	2/4	2/4
4th Down Pct.	50.0	50.0
<b>Possession Avg.</b>	<b>30:00</b>	<b>30:00</b>
<b>Total Net Yards</b>	<b>3515</b>	<b>3795</b>
Avg. Per Game	251.1	271.1
Total Plays	815	880
Avg. Per Play	4.3	4.3
<b>Net Yards Rushing</b>	<b>1106</b>	<b>1723</b>
Avg. Per Game	79.0	123.1
Total Rushes	361	489
<b>Net Yards Passing</b>	<b>2409</b>	<b>2072</b>
Avg. Per Game	172.1	148.0
Sacked/Yards Lost	31/234	37/344
Gross Yards	2643	2416
Att./Comp.	423/194	354/180
Completion Pct.	45.9	50.8
Had Intercepted	37	23
<b>Punts/Average</b>	<b>75/40.6</b>	<b>76/42.2</b>
<b>Net Punting Avg.</b>	<b>75/34.9</b>	<b>76/37.0</b>
<b>Penalties/Yards</b>	<b>91/856</b>	<b>75/916</b>
<b>Fumbles/Ball Lost</b>	<b>24/14</b>	<b>31/14</b>
<b>Touchdowns</b>	<b>29</b>	<b>37</b>
Rushing	10	22
Passing	12	11
Returns	7	4

BY PERIODS	1	2	3	4	OT	PTS
<b>Oilers</b>	<b>29</b>	<b>72</b>	<b>64</b>	<b>86</b>	<b>0</b>	<b>251</b>
<b>Opponents</b>	<b>78</b>	<b>110</b>	<b>44</b>	<b>98</b>	<b>0</b>	<b>330</b>

SCORING	TD	RU	PA	RT	PAT	FG	S	TP
Moseley	0	0	0	0	25/27	16/26	0	73
Joiner	7	0	7	0	0	0	0	42
Houston	5	0	0	5	0	0	0	30
R. Holmes TM	4	4	0	0	0	0	0	24
Pastorini	3	3	0	0	0	0	0	18
Dawkins TM	2	2	0	0	0	0	0	12
Atkins	1	0	0	1	0	0	0	6
Beirne	1	0	1	0	0	0	0	6
Boyette	1	0	0	1	0	0	0	6
Burrough	1	0	1	0	0	0	0	6
Campbell	1	1	0	0	0	0	0	6
Post LG	1	0	1	0	0	0	0	6
Reed	1	0	1	0	0	0	0	6
Sledge	1	0	1	0	0	0	0	6
Walsh	1	0	1	0	0	0	0	6
Beck	0	0	0	0	1/2	1/2	0	4
<b>Oilers</b>	<b>29</b>	<b>10</b>	<b>12</b>	<b>7</b>	<b>26/29</b>	<b>17/28</b>	<b>0</b>	<b>251</b>
<b>Opponents</b>	<b>37</b>	<b>22</b>	<b>11</b>	<b>4</b>	<b>36/37</b>	<b>24/35</b>	<b>0</b>	<b>330</b>

RUSHING	No	Yds	Avg	Lg	TD
R. Holmes LG	112	323	2.9	31	4
R. Holmes TM	91	288	3.2	31	4
Campbell	96	259	2.7	18	1
Pastorini	26	140	5.4	27	3
Dawkins TM	42	135	3.2	21	2
Walsh	38	129	3.4	19	0
Post LG	40	86	2.2	16	0
Post TM	22	42	1.9	10	0
Sledge	24	74	3.1	19	0
Richardson	17	33	1.9	13	0
Dickey	1	4	4.0	4	0
Hopkins	2	2	1.0	2	0
C. Johnson	2	0	0.0	0	0
<b>Oilers</b>	<b>361</b>	<b>1106</b>	<b>3.1</b>	<b>31</b>	<b>10</b>
<b>Opponents</b>	<b>489</b>	<b>1723</b>	<b>3.5</b>	<b>30t</b>	<b>22</b>

PASSING	Att	Cmp	Pct	Yards	Yds/Att	TD	Int	Lg	Sk/Yds	Rating
Pastorini	270	127	47.0	1702	6.30	7	21	62t	20/152	43.8
C. Johnson	94	46	48.9	592	6.30	3	7	70t	8/61	48.7
Dickey	57	19	33.3	315	5.53	0	9	42	3/21	13.3
Campbell	2	2	100.0	34	17.00	2	0	20t	0/0	158.3
<b>Oilers</b>	<b>423</b>	<b>194</b>	<b>45.9</b>	<b>2643</b>	<b>6.25</b>	<b>12</b>	<b>37</b>	<b>70t</b>	<b>31/234</b>	<b>39.3</b>
<b>Opponents</b>	<b>354</b>	<b>180</b>	<b>50.8</b>	<b>2416</b>	<b>6.82</b>	<b>11</b>	<b>23</b>	<b>64</b>	<b>37/344</b>	<b>56.2</b>

RECEIVING	No	Yds	Avg	Lg	TD
Beirne	38	550	14.5	40	1
Joiner	31	681	22.0	70t	7
Reed	25	408	16.3	36	1
Burrough	25	370	14.8	62t	1
Campbell	20	179	9.0	24	0
R. Holmes LG	19	154	8.1	22	0
R. Holmes TM	17	138	8.1	22	0
Post LG	9	112	12.4	28	1
Post TM	5	66	13.2	28	0
Dawkins TM	9	53	5.9	13	0
Frazier TM	8	113	14.1	33	0
Walsh	6	36	6.0	16	1
Sledge	6	32	5.3	10	1
Richardson	4	17	4.3	9	0
<b>Oilers</b>	<b>194</b>	<b>2643</b>	<b>13.6</b>	<b>70t</b>	<b>12</b>
<b>Opponents</b>	<b>180</b>	<b>2416</b>	<b>13.4</b>	<b>64</b>	<b>11</b>

INTERCEPTIONS	No	Yds	Avg	Lg	TD
Houston	9	220	24.4	48t	4
Charles	5	94	18.8	51	0
Alexander	4	74	18.5	36	0
Moore	3	29	9.7	26	0
Atkins	1	25	25.0	25t	1
Brooks	1	14	14.0	14	0
<b>Oilers</b>	<b>23</b>	<b>456</b>	<b>19.8</b>	<b>51</b>	<b>5</b>
<b>Opponents</b>	<b>37</b>	<b>505</b>	<b>13.6</b>	<b>59t</b>	<b>3</b>

PUNTING	No	Yds	Avg	Net	TB	In	Lg	B
Pastorini	75	3044	40.6	34.9	6	0	62	0
<b>Oilers</b>	<b>75</b>	<b>3044</b>	<b>40.6</b>	<b>34.9</b>	<b>6</b>	<b>0</b>	<b>62</b>	<b>0</b>
<b>Opponents</b>	<b>76</b>	<b>3210</b>	<b>42.2</b>	<b>37.0</b>	<b>10</b>	<b>0</b>	<b>63</b>	<b>0</b>

PUNT RETURNS	No	FC	Yds	Avg	Lg	TD
Houston	16	4	91	5.7	15	0
Cole	14	15	107	7.6	31	0
Rice	2	0	0	0.0	0	0
Moore	0	1	0	--	--	0
Richardson	0	1	0	--	--	0
<b>Oilers</b>	<b>32</b>	<b>21</b>	<b>198</b>	<b>6.2</b>	<b>31</b>	<b>0</b>
<b>Opponents</b>	<b>39</b>	<b>12</b>	<b>304</b>	<b>7.8</b>	<b>34</b>	<b>0</b>

KICKOFF RETURNS	No	Yds	Avg	Lg	TD
Cole	32	834	26.1	45	0
R. Holmes LG	12	300	25.0	41	0
R. Holmes TM	5	129	25.8	29	0
Moore	10	214	21.4	28	0
Burrough	8	157	19.6	30	0
Post LG	5	116	23.2	37	0
Bergey LG	1	15	15.0	15	0
Joiner	1	25	25.0	25	0
Rice	1	0	0.0	0	0
Richardson	1	26	26.0	26	0
Walsh	1	24	24.0	24	0
<b>Oilers</b>	<b>59</b>	<b>1409</b>	<b>23.9</b>	<b>45</b>	<b>0</b>
<b>Opponents</b>	<b>41</b>	<b>862</b>	<b>21.0</b>	<b>71</b>	<b>0</b>

FIELD GOALS	1-19	20-29	30-39	40-49	50+
Moseley	0/0	8/9	2/4	6/10	0/3
Beck	1/1	0/0	0/1	0/0	0/0
<b>Oilers</b>	<b>1/1</b>	<b>8/9</b>	<b>2/5</b>	<b>6/10</b>	<b>0/3</b>
<b>Opponents</b>	<b>9/9</b>	<b>4/7</b>	<b>6/9</b>	<b>4/8</b>	<b>1/2</b>

**Moseley:** ( ) ( ) (60N, 22G, 44G) (54N, 42G, 25G) (27N) (47B, 24G) (47N, 42G) (37N, 25G, 41G) ( ) (37G, 26G) (27G) (44N, 48N, 25G, 37G, 25G) (38N, 52N, 44G, 44G) ( )  
**Beck:** (37N) (15G) ( ) ( ) ( ) ( ) ( ) ( ) ( ) ( ) ( ) ( )  
**Opponents:** (49N, 44N, 24G) (52N, 43G, 11G) (14G, 37G) (33N, 47N, 15G, 36G, 13G, 17G, 39G) (27N, 13G) (28G, 22G, 12G) (27N, 32N, 46G, 45G) (25N) (37N, 10G, 33G) ( ) (40G, 35G, 39G) (15G) ( ) (42B, 50G, 20G)

SACKS
records not available
<b>Oilers 37.0, Opponents 31.0</b>

TACKLES (Solo-Assists-Total)
records not available

### USUAL STARTING LINEUP

**OFFENSE**

WR Jim Beirne (81)  
 LT Gene Ferguson (74)  
 LG Bob Young (56)  
 C Walt Suggs (76)  
 Jerry Sturm (62)  
 RG Elbert Drungo (75)  
 RT Sam Walton (77)  
 TE Alvin Reed (89)  
 Willie Frazier (83)  
 WR Charlie Joiner (18)  
 QB Dan Pastorini (7)  
 Charley Johnson (12)  
 RB Woody Campbell (35)  
 FB Robert Holmes (39)  
 Joe Dawkins (34)

**DEFENSE**

LE Pat Holmes (79)  
 LT Mike Tilleman (78)  
 RT Ron Billingsley (82)  
**RE Elvin Bethea (65)**  
 LLB George Webster (90)  
 MLB Garland Boyette (52)  
 RLB Ron Pritchard (58)  
 LCB Zeke Moore (22)  
 RCB Willie Alexander (19)  
 Benny Johnson (33)  
**SS Ken Houston (29)**  
 FS John Charles (25)

**SPECIALISTS**

K Mark Moseley (11)  
 P Dan Pastorini (7)

**Pro Bowl**

**GM:** John Breen; **Head Coach:** Ed Hughes  
**Asst. Coaches:** George Dickson (LB/ST), Burnie Miller (DB), Fran Polsofoot (WR), Walt Schlinkman (off. backs), Walt Yowarsky (DL), Ernie Zwahlen (OL)

### AMERICAN FOOTBALL CONFERENCE STANDINGS

AFC EAST	W	L	T	Pct
Miami	10	3	1	.769
* Baltimore	10	4	0	.714
New England	6	8	0	.429
N.Y. Jets	6	8	0	.429
Buffalo	1	13	0	.071
AFC CENTRAL	W	L	T	Pct
Cleveland	9	5	0	.643
Pittsburgh	6	8	0	.429
<b>Houston</b>	<b>4</b>	<b>9</b>	<b>1</b>	<b>.308</b>
Cincinnati	4	10	0	.286
AFC WEST	W	L	T	Pct
Kansas City	10	3	1	.769
Oakland	8	4	2	.667
San Diego	6	8	0	.429
Denver	4	9	1	.308

### NATIONAL FOOTBALL CONFERENCE STANDINGS

NFC EAST	W	L	T	Pct
Dallas	11	3	0	.786
* Washington	9	4	1	.692
Philadelphia	6	7	1	.462
St. Louis	4	9	1	.308
N.Y. Giants	4	10	0	.286
NFC CENTRAL	W	L	T	Pct
Minnesota	11	3	0	.786
Detroit	7	6	1	.538
Chicago	6	8	0	.429
Green Bay	4	8	2	.333
NFC WEST	W	L	T	Pct
San Francisco	9	5	0	.643
Los Angeles	8	5	1	.615
Atlanta	7	6	1	.538
New Orleans	4	8	2	.333

\* Wild Card for Playoffs



# 1970 SEASON (3-10-1 REGULAR SEASON, 0-0 PLAYOFFS) • 4TH PLACE AFC CENTRAL

DATE	OPPONENT	SCORE	W/L	ATT
Sep. 20	at Pittsburgh	19-7	W	45,538
Sep. 27	MIAMI	10-20	L	39,840
Oct. 4	at Cincinnati	20-13	W	55,094
Oct. 11	BALTIMORE	20-24	L	48,050
Oct. 18	PITTSBURGH	3-7	L	42,799
Oct. 25	at San Diego	31-31	T	41,427
Nov. 1	at St. Louis	0-44	L	47,911
Nov. 8	at Kansas City	9-24	L	49,810
Nov. 15	SAN FRANCISCO	20-30	L	43,040
Nov. 22	at Cleveland	14-28	L	74,723
Nov. 29	DENVER	31-21	W	35,733
Dec. 7	CLEVELAND	10-21	L	50,582
Dec. 13	CINCINNATI	20-30	L	34,435
Dec. 20	at Dallas	10-52	L	50,504

	TITANS	OPP
<b>Total First Downs</b>	<b>232</b>	<b>227</b>
Rushing	88	85
Passing	126	115
Penalty	18	27
3rd Down: Made/Att	91/225	78/200
3rd Down Pct.	40.4	39.0
4th Down: Made/Att	2/6	2/3
4th Down Pct.	33.3	66.7
<b>Possession Avg.</b>	<b>38:34</b>	<b>17:09</b>
<b>Total Net Yards</b>	<b>4062</b>	<b>4398</b>
Avg. Per Game	290.1	314.1
Total Plays	922	840
Avg. Per Play	4.4	5.2
<b>Net Yards Rushing</b>	<b>1556</b>	<b>1793</b>
Avg. Per Game	111.1	128.1
Total Rushes	419	466
<b>Net Yards Passing</b>	<b>2506</b>	<b>2605</b>
Avg. Per Game	179.0	186.1
Sacked/Yards Lost	33/262	30/246
Gross Yards	2768	2851
Att./Comp.	470/238	344/164
Completion Pct.	50.6	47.7
Had Intercepted	23	18
<b>Punts/Average</b>	<b>84/42.4</b>	<b>77/44.4</b>
<b>Net Punting Avg.</b>	<b>84/35.7</b>	<b>77/39.5</b>
<b>Penalties/Yards</b>	<b>78/833</b>	<b>76/833</b>
<b>Fumbles/Ball Lost</b>	<b>26/15</b>	<b>22/8</b>
<b>Touchdowns</b>	<b>23</b>	<b>44</b>
Rushing	10	16
Passing	12	25
Returns	1	3

BY PERIODS	1	2	3	4	OT	PTS
Oilers	49	57	50	61	0	217
Opponents	51	92	89	120	0	352

SCORING	TD	RU	PA	RT	PAT	FG	S	TP
Gerela	0	0	0	0	23/23	18/32	0	77
LeVias	5	0	5	0			0	30
Hopkins	3	3	0	0			0	18
Joiner	3	0	3	0			0	18
Richardson	3	2	1	0			0	18
Dawkins	2	2	0	0			0	12
Reed	2	0	2	0			0	12
Beirne	1	0	1	0			0	6
Campbell	1	1	0	0			0	6
Granger	1	1	0	0			0	6
Peacock	1	0	0	1			0	6
Rhyme	1	1	0	0			0	6
Pritchard	0	0	0	0			1	2
<b>Oilers</b>	<b>23</b>	<b>10</b>	<b>12</b>	<b>1</b>	<b>23/23</b>	<b>18/32</b>	<b>1</b>	<b>217</b>
<b>Opponents</b>	<b>44</b>	<b>16</b>	<b>25</b>	<b>3</b>	<b>44/44</b>	<b>14/30</b>	<b>1</b>	<b>352</b>

RUSHING	No	Yds	Avg	Lg	TD
Dawkins	124	517	4.2	49	2
Richardson	103	368	3.6	34	2
Hopkins	57	207	3.6	12	3
Campbell	59	189	3.2	28	1
Granger	51	169	3.3	15	1
Rhyme	9	54	6.0	11	1
LeVias	7	37	5.3	24	0
Naponic	3	12	4.0	11	0
C. Johnson	5	3	0.6	9	0
Smiley	1	0	0.0	0	0
<b>Oilers</b>	<b>419</b>	<b>1556</b>	<b>3.7</b>	<b>49</b>	<b>10</b>
<b>Opponents</b>	<b>466</b>	<b>1793</b>	<b>3.8</b>	<b>35</b>	<b>16</b>

PASSING	Att	Cmp	Pct	Yards	Yds/Att	TD	Int	Lg	Sk/Yds	Rating
C. Johnson	281	144	51.2	1652	5.88	7	12	63t	15/124	59.8
Rhyme	168	88	52.4	1031	6.14	5	8	87t	10/85	61.4
Naponic	20	6	30.0	85	4.25	0	2	21	8/53	5.2
LeVias	1	0	0.0	0	0.00	0	1	0	0/0	0.0
<b>Oilers</b>	<b>470</b>	<b>238</b>	<b>50.6</b>	<b>2768</b>	<b>5.89</b>	<b>12</b>	<b>23</b>	<b>87t</b>	<b>33/262</b>	<b>56.9</b>
<b>Opponents</b>	<b>344</b>	<b>164</b>	<b>47.7</b>	<b>2851</b>	<b>8.29</b>	<b>25</b>	<b>18</b>	<b>80t</b>	<b>30/246</b>	<b>78.8</b>

RECEIVING	No	Yds	Avg	Lg	TD
Reed	47	604	12.9	34	2
LeVias	41	529	12.9	63t	5
Richardson	34	381	11.2	67	1
Joiner	28	416	14.9	87t	3
Haik	17	190	11.2	35	0
Beirne	16	216	13.5	25	1
Dawkins	15	94	6.3	17	0
Campbell	15	78	5.2	10	0
Hopkins	14	142	10.1	43	0
Granger	11	118	10.7	22	0
<b>Oilers</b>	<b>238</b>	<b>2768</b>	<b>11.6</b>	<b>87t</b>	<b>12</b>
<b>Opponents</b>	<b>164</b>	<b>2851</b>	<b>17.4</b>	<b>80t</b>	<b>25</b>

INTERCEPTIONS	No	Yds	Avg	Lg	TD
Moore	6	85	14.2	32	0
Houston	3	32	10.7	9	0
Peacock	3	24	8.0	12	0
Mitchell	2	35	17.5	35	0
Pritchard	2	28	14.0	17	0
Boyette	1	18	18.0	18	0
Atkins	1	7	7.0	7	0
Domres	0	13	--	13	0
<b>Oilers</b>	<b>18</b>	<b>242</b>	<b>13.4</b>	<b>35</b>	<b>0</b>
<b>Opponents</b>	<b>23</b>	<b>334</b>	<b>14.5</b>	<b>45t</b>	<b>2</b>

PUNTING	No	Yds	Avg	Net	TB	In	Lg	B
Jones	84	3559	42.4	35.7	6	0	73	1
<b>Oilers</b>	<b>84</b>	<b>3559</b>	<b>42.4</b>	<b>35.7</b>	<b>6</b>	<b>0</b>	<b>73</b>	<b>1</b>
<b>Opponents</b>	<b>77</b>	<b>3419</b>	<b>44.4</b>	<b>39.5</b>	<b>6</b>	<b>0</b>	<b>71</b>	<b>0</b>

PUNT RETURNS	No	FC	Yds	Avg	Lg	TD
LeVias	25	8	213	8.5	33	0
Richardson	10	7	30	3.0	11	0
Houston	4	1	13	3.3	6	0
Beirne	1	0	1	1.0	1	0
Dawkins	1	0	0	0.0	0	0
<b>Oilers</b>	<b>41</b>	<b>16</b>	<b>257</b>	<b>6.3</b>	<b>33</b>	<b>0</b>
<b>Opponents</b>	<b>52</b>	<b>16</b>	<b>441</b>	<b>8.5</b>	<b>38</b>	<b>0</b>

KICKOFF RETURNS	No	Yds	Avg	Lg	TD
LeVias	26	598	23.0	37	0
B. Johnson	15	320	21.3	40	0
Moore	7	190	27.1	45	0
Davis	2	0	0.0	0	0
Drungo	1	25	25.0	25	0
Granger	1	0	0.0	0	0
Hopkins	1	20	20.0	20	0
Lewis	1	15	15.0	15	0
Reed	1	0	0.0	0	0
<b>Oilers</b>	<b>55</b>	<b>1168</b>	<b>21.2</b>	<b>45</b>	<b>0</b>
<b>Opponents</b>	<b>32</b>	<b>741</b>	<b>23.2</b>	<b>35</b>	<b>0</b>

FIELD GOALS	1-19	20-29	30-39	40-49	50+
Gerela	5/5	4/5	6/8	3/14	0/0
<b>Oilers</b>	<b>5/5</b>	<b>4/5</b>	<b>6/8</b>	<b>3/14</b>	<b>0/0</b>
<b>Opponents</b>	<b>1/1</b>	<b>2/6</b>	<b>7/9</b>	<b>3/10</b>	<b>1/4</b>

**Gerela:** (46N, 8G) (10G) (28G, 37G) (42N, 40B, 48N, 27G, 9G) (40N, 34G) (46N, 48B, 49N, 48N, 18G) (32N) (27N, 38G, 18G, 48G) (26G, 26G) () (41N, 33G) (43G) (47N, 37B, 46G, 31G) (37G)

**Opponents:** (27N) (40N, 31G, 42G) (23B, 51G, 36G) (34N, 45N, 43G) (57N) (45G) (46N, 48N, 32G, 14G, 38G) (44N, 42B, 39G) (52B, 52N) (33B, 24N) (23N) (44N) (25G, 25G, 30G) (35G)

SACKS	records not available
<b>Oilers 30.0, Opponents 33.0</b>	

TACKLES (Solo-Assists-Total)	records not available
------------------------------	-----------------------

### USUAL STARTING LINEUP

OFFENSE	
WR	Charlie Joiner (18)
	Jim Beirne (81)
LT	Walt Suggs (76)
LG	Ken Gray (62)
C	Bobby Maples (50)
RG	Elbert Drungo (75)
RT	Glen Ray Hines (78)
TE	Alvin Reed (89)
WR	Jerry LeVias (23)
QB	Charley Johnson (12)
	Jerry Rhome (17)
RB	Mike Richardson (24)
	Woody Campbell (35)
FB	Joe Dawkins (34)
	Hoyle Granger (32)
<b>DEFENSE</b>	
LE	Pat Holmes (79)
LT	Willie Parker (74)
RT	Tom Domres (71)
RE	Elvin Bethea (65)
LLB	Olen Underwood (56)
	George Webster (90)
MLB	Garland Boyette (52)
RLB	Ron Pritchard (58)
LCB	Leroy Mitchell (41)
RCB	<b>Zeke Moore (22)</b>
SS	<b>Ken Houston (29)</b>
FS	Johnny Peacock (44)
<b>SPECIALISTS</b>	
K	Roy Gerela (3)
P	Spike Jones (11)

**Pro Bowl**

GM: (none); **Head Coach:** Wally Lemm  
**Asst. Coaches:** Joe Childress (off. backs), Hugh Devore (LB), F.A. Dry (OL), Bud McFadin (DL), Fran Poltfoot (WR), Walt Schlinkman (DB)

### AMERICAN FOOTBALL CONFERENCE STANDINGS

AFC EAST	W	L	T	Pct
Baltimore	11	2	1	.846
* Miami	10	4	0	.714
N.Y. Jets	4	10	0	.286
Buffalo	3	10	1	.231
Boston Patriots	2	12	0	.143
<b>AFC CENTRAL</b>	<b>W</b>	<b>L</b>	<b>T</b>	<b>Pct</b>
Cincinnati	8	6	0	.571
Cleveland	7	7	0	.500
Pittsburgh	5	9	0	.357
<b>Houston</b>	<b>3</b>	<b>10</b>	<b>1</b>	<b>.231</b>
<b>AFC WEST</b>	<b>W</b>	<b>L</b>	<b>T</b>	<b>Pct</b>
Oakland	8	4	2	.667
Kansas City	7	5	2	.583
San Diego	5	6	3	.455
Denver	5	8	1	.385

### NATIONAL FOOTBALL CONFERENCE STANDINGS

NFC EAST	W	L	T	Pct
Dallas	10	4	0	.714
N.Y. Giants	9	5	0	.643
St. Louis	8	5	1	.615
Washington	6	8	0	.429
Philadelphia	3	10	1	.231
<b>NFC CENTRAL</b>	<b>W</b>	<b>L</b>	<b>T</b>	<b>Pct</b>
Minnesota	12	2	0	.857
* Detroit	10	4	0	.714
Chicago	6	8	0	.429
Green Bay	6	8	0	.429
<b>NFC WEST</b>	<b>W</b>	<b>L</b>	<b>T</b>	<b>Pct</b>
San Francisco	10	3	1	.769
Los Angeles	9	4	1	.692
Atlanta	4	8	2	.333
New Orleans	2	11	1	.154

\* Wild Card for Playoffs

# 1969 SEASON (6-6-2 REGULAR SEASON, 0-1 PLAYOFFS) • 2ND PLACE AFL EAST

DATE	OPPONENT	SCORE	W/L	ATT
Sep. 14	at Oakland	17-21	L	49,361
Sep. 21	at Buffalo	17-3	W	40,146
Sep. 28	MIAMI	22-10	W	41,086
Oct. 5	BUFFALO	28-14	W	46,485
Oct. 12	at Kansas City	0-24	L	45,805
Oct. 19	at New York	17-26	L	63,841
Oct. 26	DENVER	24-21	W	45,348
Nov. 2	at Boston	0-24	L	19,006
Nov. 9	CINCINNATI	31-31	T	45,298
Nov. 16	at Denver	20-20	T	45,002
Nov. 23	at Miami	32-7	W	27,218
Nov. 27	SAN DIEGO	17-21	L	40,065
Dec. 6	NEW YORK	26-34	L	51,923
Dec. 14	BOSTON	27-23	W	39,215
<b>Dec. 21</b>	<b>at Oakland</b>	<b>7-56</b>	<b>L</b>	<b>53,539</b>

	TITANS	OPP
<b>Total First Downs</b>	<b>256</b>	<b>183</b>
Rushing	95	77
Passing	146	93
Penalty	15	13
3rd Down: Made/Att	--	--
4th Down: Made/Att	--	--
<b>Possession Avg.</b>	<b>25:43</b>	<b>34:17</b>
<b>Total Net Yards</b>	<b>4531</b>	<b>3773</b>
Avg. Per Game	323.6	269.5
Total Plays	965	833
Avg. Per Play	4.7	4.5
<b>Net Yards Rushing</b>	<b>1706</b>	<b>1556</b>
Avg. Per Game	121.9	111.1
Total Rushes	440	430
<b>Net Yards Passing</b>	<b>2825</b>	<b>2217</b>
Avg. Per Game	201.8	158.4
Sacked/Yards Lost	36/322	32/278
Gross Yards	3147	2495
Att./Comp.	489/239	371/167
Completion Pct.	48.9	45.0
Had Intercepted	31	23
<b>Punts/Average</b>	<b>70/38.9</b>	<b>85/43.1</b>
<b>Net Punting Avg.</b>	<b>70/35.8</b>	<b>85/36.8</b>
<b>Penalties/Yards</b>	<b>70/730</b>	<b>61/592</b>
<b>Fumbles/Ball Lost</b>	<b>24/17</b>	<b>27/17</b>
<b>Touchdowns</b>	<b>31</b>	<b>33</b>
Rushing	12	10
Passing	15	18
Returns	4	5

BY PERIODS	1	2	3	4	OT	PTS
Oilers	28	84	58	108	0	278
Opponents	92	82	51	54	0	279

SCORING	TD	RU	PA	RT	PAT	FG	S	TP
Gerela	0	0	0	0	29/29	19/40	0	86
Hopkins	5	4	1	0	0	0	0	30
LeVias	5	0	5	0	0	0	0	30
Beirne	4	0	4	0	0	0	0	26
Granger	4	3	1	0	0	0	0	24
Beathard	2	2	0	0	0	0	0	12
Reed	2	0	2	0	0	0	0	12
Trull	2	2	0	0	0	0	0	12
Campbell	1	1	0	0	0	0	0	6
Domres	1	0	0	1	0	0	0	6
Haik	1	0	1	0	0	0	0	6
Houston	1	0	0	1	0	0	0	6
Johnson	1	0	1	0	0	0	0	6
Moore	1	0	0	1	0	0	0	6
Peacock	1	0	0	1	0	0	0	6
Betha	0	0	0	0	1	2	0	2
Richardson	0	0	0	0	0	2	0	2
<b>Oilers</b>	<b>31</b>	<b>12</b>	<b>15</b>	<b>0</b>	<b>29/29</b>	<b>19/40</b>	<b>1</b>	<b>278</b>
<b>Opponents</b>	<b>33</b>	<b>10</b>	<b>18</b>	<b>5</b>	<b>33/33</b>	<b>16/30</b>	<b>0</b>	<b>279</b>

2-Pt Conversions: Beirne, Richardson Oilers 2-2, Opponents 0-0

RUSHING	No	Yds	Avg	Lg	TD
Granger	186	740	4.0	23	3
Hopkins	131	473	3.6	43t	4
Burrell	41	147	3.6	19	0

PASSING	Att	Cmp	Pct	Yards	Yds/Att	TD	Int	Lg	Sk/Yds	Rating
Beathard	370	180	48.6	2455	6.64	10	21	86t	22/205	55.6
Trull	75	34	45.3	469	6.25	3	6	57	11/85	45.9
Davis	42	25	59.5	223	5.31	2	4	22	3/32	50.1
LeVias	2	0	0.0	0	0.00	0	0	0	0/0	39.6
<b>Oilers</b>	<b>489</b>	<b>239</b>	<b>48.9</b>	<b>3147</b>	<b>6.44</b>	<b>15</b>	<b>31</b>	<b>86t</b>	<b>36/322</b>	<b>53.4</b>
<b>Opponents</b>	<b>371</b>	<b>167</b>	<b>45.0</b>	<b>2495</b>	<b>6.73</b>	<b>18</b>	<b>23</b>	<b>79t</b>	<b>32/278</b>	<b>58.0</b>

Campbell	28	98	3.5	10	1
Beathard	19	89	4.7	16	2
Richardson	5	51	10.2	28	0
Johnson	11	42	3.8	9	0
Trull	8	25	3.1	7	2
Haik	2	21	10.5	11	0
LeVias	6	18	3.0	10	0
Davis	3	2	0.7	4	0
<b>Oilers</b>	<b>440</b>	<b>1706</b>	<b>3.9</b>	<b>43t</b>	<b>12</b>
<b>Opponents</b>	<b>430</b>	<b>1556</b>	<b>3.6</b>	<b>56</b>	<b>10</b>

RECEIVING	No	Yds	Avg	Lg	TD
Reed	51	664	13.0	43t	2
LeVias	42	696	16.6	86t	5
Beirne	42	540	12.9	37t	4
Hopkins	29	338	11.7	56	1
Haik	27	375	13.9	42	1
Granger	27	330	12.2	53	1
Campbell	7	82	11.7	37	0
Joiner	7	77	11.0	16	0
Burrell	5	28	5.6	8	0
Johnson	2	17	8.5	16	1
<b>Oilers</b>	<b>239</b>	<b>3147</b>	<b>13.2</b>	<b>86t</b>	<b>15</b>
<b>Opponents</b>	<b>167</b>	<b>2495</b>	<b>14.9</b>	<b>79t</b>	<b>18</b>

INTERCEPTIONS	No	Yds	Avg	Lg	TD
Farr	6	48	8.0	35	0
Houston	4	87	21.8	51t	1
Moore	4	71	17.8	51t	1
Hicks	4	36	9.0	20	0
Peacock	2	56	28.0	39	0
Webster	2	35	17.5	26	0
Underwood	1	2	2.0	2	0
<b>Oilers</b>	<b>23</b>	<b>335</b>	<b>14.6</b>	<b>51t</b>	<b>2</b>
<b>Opponents</b>	<b>31</b>	<b>441</b>	<b>14.2</b>	<b>57t</b>	<b>3</b>

PUNTING	No	Yds	Avg	Net	TB	In	Lg	B
Gerela	41	1656	40.4	37.0	0	0	70	0
Burrell	29	1066	36.8	34.1	1	0	56	0
<b>Oilers</b>	<b>70</b>	<b>2722</b>	<b>38.9</b>	<b>35.8</b>	<b>1</b>	<b>0</b>	<b>70</b>	<b>0</b>
<b>Opponents</b>	<b>85</b>	<b>3660</b>	<b>43.1</b>	<b>36.8</b>	<b>7</b>	<b>0</b>	<b>78</b>	<b>0</b>

PUNT RETURNS	No	FC	Yds	Avg	Lg	TD
LeVias	35	11	292	8.3	46	0
Richardson	7	7	93	13.3	27	0
Burrell	1	0	6	6.0	6	0
<b>Oilers</b>	<b>43</b>	<b>18</b>	<b>391</b>	<b>9.1</b>	<b>46</b>	<b>0</b>
<b>Opponents</b>	<b>37</b>	<b>14</b>	<b>196</b>	<b>5.3</b>	<b>34</b>	<b>0</b>

KICKOFF RETURNS	No	Yds	Avg	Lg	TD
LeVias	38	940	24.7	87	0
Burrell	5	101	20.2	32	0
Joiner	3	73	24.3	28	0
Reed	3	0	0.0	0	0
Houston	0	27	--	20	0
<b>Oilers</b>	<b>49</b>	<b>1141</b>	<b>23.3</b>	<b>87</b>	<b>0</b>
<b>Opponents</b>	<b>38</b>	<b>792</b>	<b>20.8</b>	<b>51</b>	<b>0</b>

FIELD GOALS	1-19	20-29	30-39	40-49	50+
Gerela	9/9	5/6	3/12	1/8	1/5
<b>Oilers</b>	<b>9/9</b>	<b>5/6</b>	<b>3/12</b>	<b>1/8</b>	<b>1/5</b>
<b>Opponents</b>	<b>8/9</b>	<b>3/7</b>	<b>3/5</b>	<b>2/9</b>	<b>0/0</b>

**Gerela:** (59N, 51N, 28G) (23N, 21G) (38G, 17G, 17G, 31G, 30G) (45N, 42N, 54N, 39N) (35N, 41N) (35N, 12G) (44N, 39N, 22G) (35N) (37B, 30B, 60N, 50G) (38N, 47N, 46N, 18G, 19G) (21G, 10G, 18G) (42G) (24G) (48N, 30N, 13G, 19G)  
**Opponents:** (47N, 37N, 27N) (14G) (42B, 17G) (44N) (22N, 30G) (45N, 17G, 48G, 45G, 21G) (40N, 21N) (30N, 41N, 30G) (18G) (47N, 27G, 9G) ( ) (25B) (10N, 10G, 38G) (10G, 19G, 27G)

**SACKS**  
 records not available  
**Oilers 32.0, Opponents 36.0**

**TACKLES (Solo-Assists-Total)**  
 records not available

### USUAL STARTING LINEUP

**OFFENSE**

- WR** Jim Beirne (81)
- LT Walt Suggs (76)
- LG Tom Regner (60)
- C Bobby Maples (50)
- RG Sonny Bishop (66)
- RT** Glen Ray Hines (78)
- TE** Alvin Reed (89)
- WR Mac Haik (86)
- Jerry LeVias (23)**
- QB Pete Beathard (11)
- RB Roy Hopkins (36)
- FB Hoyle Granger (32)

**DEFENSE**

- LE Pat Holmes (79)
- LT Carel Stith (70)
- RT Tom Domres (71)
- RE** Elvin Betha (65)
- LLB** George Webster (90)
- MLB** Garland Boyette (52)
- RLB Olen Underwood (56)
- LCB** Miller Farr (20)
- RCB** Zeke Moore (22)
- SS** Ken Houston (29)
- FS W.K. Hicks (33)
- Johnny Peacock (44)

**SPECIALISTS**

- K Roy Gerela (3)
- P Roy Gerela (3)
- Ode Burrell (25)

**AFL All-Star Game**

All-AFL

**GM:** Don Klosterman; **Head Coach:** Wally Lemm  
**Asst. Coaches:** Joe Childress (off. backs), Hugh Devore (LB), F.A. Dry (OL), Bud McFadin (DL), Fran Poltfoot (WR), Walt Schlinkman (DB)

### AMERICAN FOOTBALL LEAGUE STANDINGS

EASTERN DIVISION					W	L	T	Pct
N.Y. Jets	10	4	0	.714				
<b>Houston</b>	<b>6</b>	<b>6</b>	<b>2</b>	<b>.500</b>				
Boston Patriots	4	10	0	.286				
Buffalo	4	10	0	.286				
Miami	3	10	1	.231				

WESTERN DIVISION					W	L	T	Pct
Oakland	12	1	1	.923				
Kansas City	11	3	0	.786				
San Diego	8	6	0	.571				
Denver	5	8	1	.385				
Cincinnati	4	9	1	.308				

**DIVISIONAL PLAYOFFS**  
 Kansas City 13, N.Y. JETS 6; OAKLAND 56, Houston 7

**AFL CHAMPIONSHIP**  
 Kansas City 17, OAKLAND 7

# 1968 SEASON (7-7 REGULAR SEASON, 0-0 PLAYOFFS) • 2ND PLACE AFL EAST

DATE	OPPONENT	SCORE	W/L	ATT
Sep. 9	KANSAS CITY	21-26	L	45,083
Sep. 14	at Miami	24-10	W	40,067
Sep. 21	at San Diego	14-30	L	46,217
Sep. 29	OAKLAND	15-24	L	46,098
Oct. 6	MIAMI	7-24	L	36,109
Oct. 13	at Boston	16-0	W	32,502
Oct. 20	NEW YORK	14-20	L	51,710
Oct. 27	at Buffalo	30-7	W	34,339
Nov. 3	at Cincinnati	27-17	W	24,012
Nov. 10	at New York	7-26	L	60,242
Nov. 17	DENVER	38-17	W	36,075
Nov. 28	at Kansas City	10-24	L	48,493
Dec. 7	BUFFALO	35-6	W	34,110
Dec. 15	BOSTON	45-17	W	34,198

	TITANS	OPP
<b>Total First Downs</b>	<b>240</b>	<b>198</b>
Rushing	99	89
Passing	128	96
Penalty	13	13
3rd Down: Made/Att	--	--
4th Down: Made/Att	--	--
<b>Possession Avg.</b>	<b>34:17</b>	<b>25:43</b>
<b>Total Net Yards</b>	<b>4352</b>	<b>3375</b>
Avg. Per Game	310.9	241.1
Total Plays	905	854
Avg. Per Play	4.8	4.0
<b>Net Yards Rushing</b>	<b>1804</b>	<b>1704</b>
Avg. Per Game	128.9	121.7
Total Rushes	462	462
<b>Net Yards Passing</b>	<b>2548</b>	<b>1671</b>
Avg. Per Game	182.0	119.4
Sacked/Yards Lost	29/316	33/332
Gross Yards	2864	2003
Att./Comp.	414/191	359/158
Completion Pct.	46.1	44.0
Had Intercepted	25	20
<b>Punts/Average</b>	<b>73/41.2</b>	<b>88/44.1</b>
<b>Net Punting Avg.</b>	<b>73/34.1</b>	<b>88/37.9</b>
<b>Penalties/Yards</b>	<b>61/644</b>	<b>54/526</b>
<b>Fumbles/Ball Lost</b>	<b>28/13</b>	<b>17/10</b>
<b>Touchdowns</b>	<b>38</b>	<b>26</b>
Rushing	16	9
Passing	17	13
Returns	5	4

BY PERIODS	1	2	3	4	OT	PTS
Oilers	65	81	55	102	0	303
Opponents	37	75	58	78	0	248

SCORING	TD	RU	PA	RT	PAT	FG	S	TP
Walker	0	0	0		26/26	8/16	0	50
Haik	8	0	8	0			0	48
Granger	7	7	0	0			0	42
Campbell	6	6	0	0			0	36
Reed	5	0	5	0			0	30
Beirne	4	0	4	0			0	24
Wittenborn	0	0	0	0	11/11	4/13	0	23
Beathard	2	2	0	0			0	12
Farr	2	0	0	2			0	12
Houston	2	0	0	2			0	12
Carwell	1	0	0	1			0	6
Davis	1	1	0	0			0	6
Underwood	0	0	0	0			1	2
<b>Oilers</b>	<b>38</b>	<b>16</b>	<b>17</b>	<b>5</b>	<b>37/37</b>	<b>12/29</b>	<b>1</b>	<b>303</b>
<b>Opponents</b>	<b>26</b>	<b>9</b>	<b>13</b>	<b>4</b>	<b>25/25</b>	<b>21/30</b>	<b>1</b>	<b>248</b>

2-Pt Conversions: Oilers 0-1, Opponents 1-1

RUSHING	No	Yds	Avg	Lg	TD
Granger	202	848	4.2	47t	7
Campbell	115	436	3.8	37	6
Blanks	63	169	2.7	10	0
Hopkins	31	104	3.4	18	0
Davis	15	91	6.1	20	1
Beathard	18	79	4.4	20	2
Trull	14	47	3.4	15	0
Norton	1	20	20.0	20	0
Haik	2	7	3.5	5	0
Beirne	1	3	3.0	3	0
<b>Oilers</b>	<b>462</b>	<b>1804</b>	<b>3.9</b>	<b>47t</b>	<b>16</b>
<b>Opponents</b>	<b>462</b>	<b>1704</b>	<b>3.7</b>	<b>38</b>	<b>9</b>

PASSING	Att	Cmp	Pct	Yards	Yds/Att	TD	Int	Lg	Sk/Yds	Rating
Beathard	223	105	47.1	1559	6.99	7	16	66t	14/150	51.0
Trull	105	53	50.5	864	8.23	10	3	60	9/94	98.3
Davis	86	33	38.4	441	5.13	0	6	55	6/72	26.4
<b>Oilers</b>	<b>414</b>	<b>191</b>	<b>46.1</b>	<b>2864</b>	<b>6.92</b>	<b>17</b>	<b>25</b>	<b>66t</b>	<b>29/316</b>	<b>57.9</b>
<b>Opponents</b>	<b>359</b>	<b>158</b>	<b>44.0</b>	<b>2003</b>	<b>5.58</b>	<b>13</b>	<b>20</b>	<b>80t</b>	<b>33/332</b>	<b>50.9</b>

RECEIVING	No	Yds	Avg	Lg	TD
Reed	46	747	16.2	60	5
Haik	32	584	18.3	59t	8
Beirne	31	474	15.3	66t	4
Granger	26	361	13.9	55	0
Campbell	21	234	11.1	39	0
Blanks	13	184	14.2	61	0
Frazier	9	123	13.7	19	0
Taylor	6	90	15.0	35	0
Hopkins	4	40	10.0	26	0
Burrell	2	35	17.5	33	0
Wittenborn	1	-8	-8.0	-8	0
<b>Oilers</b>	<b>191</b>	<b>2864</b>	<b>15.0</b>	<b>66t</b>	<b>17</b>
<b>Opponents</b>	<b>158</b>	<b>2003</b>	<b>12.7</b>	<b>80t</b>	<b>13</b>

INTERCEPTIONS	No	Yds	Avg	Lg	TD
Houston	5	160	32.0	66t	2
Carwell	4	81	20.3	41	1
Farr	3	104	34.7	52t	2
Hicks	3	42	14.0	28	0
Norton	2	0	0.0	0	0
Webster	1	9	9.0	9	0
Boyette	1	0	0.0	0	0
Underwood	1	0	0.0	0	0
<b>Oilers</b>	<b>20</b>	<b>396</b>	<b>19.8</b>	<b>66t</b>	<b>5</b>
<b>Opponents</b>	<b>25</b>	<b>326</b>	<b>13.0</b>	<b>36</b>	<b>2</b>

PUNTING	No	Yds	Avg	Net	TB	In	Lg	B
Norton	73	3008	41.2	34.1	7	0	64	2
<b>Oilers</b>	<b>73</b>	<b>3008</b>	<b>41.2</b>	<b>34.1</b>	<b>7</b>	<b>0</b>	<b>64</b>	<b>2</b>
<b>Opponents</b>	<b>88</b>	<b>3882</b>	<b>44.1</b>	<b>37.9</b>	<b>5</b>	<b>0</b>	<b>70</b>	<b>0</b>

PUNT RETURNS	No	FC	Yds	Avg	Lg	TD
Carwell	27	2	227	8.4	32	0
Blanks	22	6	179	8.1	39	0
Burrell	2	2	26	13.0	15	0
Moore	1	0	11	11.0	11	0
<b>Oilers</b>	<b>52</b>	<b>10</b>	<b>443</b>	<b>8.5</b>	<b>39</b>	<b>0</b>
<b>Opponents</b>	<b>40</b>	<b>7</b>	<b>379</b>	<b>9.5</b>	<b>67t</b>	<b>1</b>

KICKOFF RETURNS	No	Yds	Avg	Lg	TD
Moore	32	787	24.6	45	0
Carwell	15	335	22.3	38	0
Burrell	2	70	35.0	40	0
Robertson	2	9	4.5	9	0
Hopkins	1	21	21.0	21	0
<b>Houston</b>	<b>1</b>	<b>13</b>	<b>13.0</b>	<b>13</b>	<b>0</b>
<b>Oilers</b>	<b>53</b>	<b>1235</b>	<b>23.3</b>	<b>45</b>	<b>0</b>

FIELD GOALS	1-19	20-29	30-39	40-49	50+
Walker	3/3	2/3	2/3	1/6	0/1
Wittenborn	1/2	1/2	1/3	1/4	0/2
<b>Oilers</b>	<b>4/5</b>	<b>3/5</b>	<b>3/6</b>	<b>2/10</b>	<b>0/3</b>
<b>Opponents</b>	<b>4/5</b>	<b>8/10</b>	<b>7/8</b>	<b>2/6</b>	<b>0/1</b>

**Walker:** ( ) ( ) ( ) ( ) ( ) (21N) (44B, 42N, 39G, 22G, 19G) (27G, 41G) ( ) (18G) (45N, 39G) (37N, 47N) (54N, 42N, 16G)  
**Wittenborn:** (47N) (52N, 32N, 34G) (36N) (40N) (53N, 22N) (13B, 40B, 44G, 15G, 25G) ( ) ( ) ( ) ( ) ( ) ( )  
**Opponents:** (27G, 33G, 26G, 32G) (22G) (35G, 23G, 48G) (34G) (29N, 31G) (49N) (12G) (45N) (16N, 42N, 28G) (20N, 14G, 32G, 28G, 21G) (34N, 12G) (50N, 17G) (40N, 28G, 36G) (42G)

**SACKS**  
 records not available  
**Oilers 33.0, Opponents 29.0**

**TACKLES (Solo-Assists-Total)**  
 records not available

### USUAL STARTING LINEUP

**OFFENSE**  
 WR Jim Beirne (81)  
 LT **Walt Suggs (76)**  
 LG Tom Regner (60)  
 C **Bobby Maples (50)**  
 RG **Sonny Bishop (66)**  
 RT **Glen Ray Hines (78)**  
 TE **Alvin Reed (89)**  
 WR Mac Haik (86)  
 QB Pete Beathard (11)  
 Don Trull (10)  
 RB Sid Blanks (42)  
 Woody Campbell (35)  
 FB **Hoyle Granger (32)**

**DEFENSE**  
 LE **Pat Holmes (79)**  
 LT Willie Parker (74)  
 RT George Rice (72)  
 RE Elvin Bethea (65)  
**LLB George Webster (90)**  
**MLB Garland Boyette (52)**  
 RLB Olen Underwood (56)  
**LCB Miller Farr (20)**  
 RCB Larry Carwell (41)  
**SS Ken Houston (29)**  
 FS W.K. Hicks (33)

**SPECIALISTS**  
 K Wayne Walker (15)  
 John Wittenborn (67)  
 P Jim Norton (43)

**AFL All-Star Game**  
**All-AFL**

**GM:** Don Klosterman; **Head Coach:** Wally Lemm  
**Asst. Coaches:** Joe Childress (off. backs), Hugh Devore (general coaching), F.A. Dry (OL), Bud McFadin (DL), Fran Polsfoot (WR), Walt Schlinkman (DB)

### AMERICAN FOOTBALL LEAGUE STANDINGS

DIVISION	W	L	T	Pct
<b>EASTERN DIVISION</b>				
N.Y. Jets	11	3	0	.786
<b>Houston</b>	<b>7</b>	<b>7</b>	<b>0</b>	<b>.500</b>
Miami	5	8	1	.385
Boston Patriots	4	10	0	.286
Buffalo	1	12	1	.077
<b>WESTERN DIVISION</b>				
Oakland	12	2	0	.857
Kansas City	12	2	0	.857
San Diego	9	5	0	.643
Denver	5	9	0	.357
Cincinnati	3	11	0	.214

**WESTERN DIVISION PLAYOFF**  
 OAKLAND 41, Kansas City 6

**AFL CHAMPIONSHIP**  
 N.Y. JETS 27, Oakland 23

# 1967 SEASON (9-4-1 REGULAR SEASON, 0-1 PLAYOFFS) • 1ST PLACE AFL EAST

DATE	OPPONENT	SCORE	W/L	ATT
Sep. 9	KANSAS CITY	20-25	L	28,003
Sep. 17	at Buffalo	20-3	W	41,384
Sep. 24	at San Diego	3-13	L	36,032
Oct. 1	DENVER	10-6	W	21,798
Oct. 15	at New York	28-28	T	62,729
Oct. 22	at Kansas City	24-19	W	46,365
Oct. 29	BUFFALO	10-3	W	30,060
Nov. 5	at Boston	7-18	L	19,422
Nov. 12	at Denver	20-18	W	30,392
Nov. 26	BOSTON	27-6	W	28,044
Dec. 3	MIAMI	17-14	W	20,979
Dec. 10	OAKLAND	7-19	L	36,375
Dec. 16	SAN DIEGO	24-17	W	19,870
Dec. 23	at Miami	41-10	W	25,982
Dec. 31	at Oakland	7-40	L	53,330

	TITANS	OPP
<b>Total First Downs</b>	<b>207</b>	<b>233</b>
Rushing	111	86
Passing	86	126
Penalty	10	21
3rd Down: Made/Att	--	--
4th Down: Made/Att	--	--
<b>Possession Avg.</b>	<b>34:17</b>	<b>25:43</b>
<b>Total Net Yards</b>	<b>3503</b>	<b>4055</b>
Avg. Per Game	250.2	289.6
Total Plays	828	910
Avg. Per Play	4.2	4.5
<b>Net Yards Rushing</b>	<b>2122</b>	<b>1637</b>
Avg. Per Game	151.6	116.9
Total Rushes	476	424
<b>Net Yards Passing</b>	<b>1381</b>	<b>2418</b>
Avg. Per Game	98.6	172.7
Sacked/Yards Lost	20/151	25/201
Gross Yards	1532	2619
Att./Comp.	332/145	461/228
Completion Pct.	43.1	49.5
Had Intercepted	20	26
<b>Punts/Average</b>	<b>71/42.6</b>	<b>63/41.0</b>
<b>Net Punting Avg.</b>	<b>71/35.5</b>	<b>63/35.0</b>
<b>Penalties/Yards</b>	<b>61/698</b>	<b>59/614</b>
<b>Fumbles/Ball Lost</b>	<b>17/7</b>	<b>29/13</b>
<b>Touchdowns</b>	<b>31</b>	<b>18</b>
Rushing	12	7
Passing	11	10
Returns	8	1

BY PERIODS	1	2	3	4	OT	PTS
Oilers	40	89	65	64	0	258
Opponents	28	56	42	73	0	199

SCORING	TD	RU	PA	RT	PAT	FG	S	TP
Wittenborn	0	0	0	0	30/30	14/28	0	72
Granger	9	6	3	0	0	0	0	54
Campbell	6	4	2	0	0	0	0	36
Farr	3	0	0	3	0	0	0	18
Houston	3	0	0	3	0	0	0	18
Blanks	2	1	1	0	0	0	0	12
Bass	1	0	1	0	0	0	0	6
Beathard TM	1	1	0	0	0	0	0	6
Frazier	1	0	1	0	0	0	0	6
Ledbetter TM	1	0	1	0	0	0	0	6
Moore	1	0	0	1	0	0	0	6
Norton	1	0	0	1	0	0	0	6
Reed	1	0	1	0	0	0	0	6
Taylor	1	0	1	0	0	0	0	6
Oilers	31	12	11	8	30/30	14/28	0	258
Opponents	18	7	10	1	14/14	23/42	1	199

2-Pt Conversions: Oilers 0-1, Opponents 3-4

RUSHING	No	Yds	Avg	Lg	TD
Granger	236	1194	5.1	67	6
Campbell	110	511	4.6	42	4
Blanks	66	206	3.1	16	1
Beathard LG	32	133	4.2	23	1
Beathard TM	32	133	4.2	23	1
Hopkins	13	42	3.2	19	0
Davis	5	23	4.6	10	0
Elkins	2	19	9.5	14	0
Lee TM	5	0	0.0	7	0
Burrell	3	-3	-1.0	2	0
Trull TM	3	-5	-1.7	7	0
Norton	1	-7	-7.0	-7	0
Oilers	476	2122	4.5	67	12
Opponents	424	1637	3.9	35	7

PASSING	Att	Cmp	Pct	Yards	Yds/Att	TD	Int	Lg	Sk/Yds	Rating
Beathard LG	231	94	40.7	1114	4.82	9	14	43t	15/125	43.8
Beathard TM	229	94	41.0	1114	4.86	9	14	43t	14/111	44.2
Lee TM	72	36	50.0	309	4.29	2	4	53	2/12	47.7
Davis	19	9	47.4	71	3.74	0	2	17	2/10	17.5
Trull TM	11	4	36.4	38	3.45	0	0	16	2/18	46.8
Campbell	1	0	0.0	0	0.00	0	0	0	0/0	39.6
Oilers	332	143	43.1	1532	4.61	11	20	53	20/151	43.1
Opponents	461	228	49.5	2619	5.68	10	26	44t	25/201	50.7

RECEIVING	No	Yds	Avg	Lg	TD
Granger	31	300	9.7	43t	3
Frazier	23	253	11.0	53	1
Taylor	18	233	12.9	23	1
Campbell	17	136	8.0	32	2
Burrell	12	193	16.1	39	0
Reed	11	144	13.1	20	1
Blanks	11	93	8.5	39t	1
Bass	5	42	8.4	15	1
Poole	4	55	13.8	18	0
Ledbetter TM	4	43	10.8	16	1
Elkins	3	32	10.7	16	0
Hopkins	3	9	3.0	7	0
Lee TM	1	-1	-1.0	-1	0
<b>Oilers</b>	<b>143</b>	<b>1532</b>	<b>10.7</b>	<b>53</b>	<b>11</b>
<b>Opponents</b>	<b>228</b>	<b>2619</b>	<b>11.5</b>	<b>44t</b>	<b>10</b>

INTERCEPTIONS	No	Yds	Avg	Lg	TD
Farr	10	264	26.4	67	3
Norton	6	73	12.2	26	1
Houston	4	151	37.8	78	2
Hicks	3	122	40.7	62	0
Webster	1	23	23.0	23	0
Underwood	1	8	8.0	8	0
Jancik	1	4	4.0	4	0
Carwell	0	31	--	31	0
<b>Oilers</b>	<b>26</b>	<b>676</b>	<b>26.0</b>	<b>78</b>	<b>6</b>
<b>Opponents</b>	<b>20</b>	<b>156</b>	<b>7.8</b>	<b>32t</b>	<b>1</b>

PUNTING	No	Yds	Avg	Net	TB	In	Lg	B
Norton	71	3025	42.6	35.5	6	0	58	1
<b>Oilers</b>	<b>71</b>	<b>3025</b>	<b>42.6</b>	<b>35.5</b>	<b>6</b>	<b>0</b>	<b>58</b>	<b>1</b>
<b>Opponents</b>	<b>63</b>	<b>2583</b>	<b>41.0</b>	<b>35.0</b>	<b>6</b>	<b>0</b>	<b>71</b>	<b>1</b>

PUNT RETURNS	No	FC	Yds	Avg	Lg	TD
Carwell	9	4	154	17.1	54	0
Jancik	6	2	19	3.2	19	0
Moore	5	1	82	16.4	46	0
Blanks	0	2	0	--	--	0
Burrell	0	5	0	--	--	0
<b>Oilers</b>	<b>20</b>	<b>14</b>	<b>255</b>	<b>12.8</b>	<b>54</b>	<b>0</b>
<b>Opponents</b>	<b>41</b>	<b>12</b>	<b>383</b>	<b>9.3</b>	<b>52</b>	<b>0</b>

KICKOFF RETURNS	No	Yds	Avg	Lg	TD
Jancik	16	349	21.8	49	0
Moore	14	405	28.9	92t	1
Carwell	8	164	20.5	27	0
Houston	2	40	20.0	24	0
Campbell	1	19	19.0	19	0
Farr	1	17	17.0	17	0
Hopkins	1	26	26.0	26	0
Reed	1	0	0.0	0	0
<b>Oilers</b>	<b>44</b>	<b>1020</b>	<b>23.2</b>	<b>92t</b>	<b>1</b>
<b>Opponents</b>	<b>51</b>	<b>950</b>	<b>18.6</b>	<b>37</b>	<b>0</b>

FIELD GOALS	1-19	20-29	30-39	40-49	50+
Wittenborn	2/2	5/5	3/6	4/11	0/4
<b>Oilers</b>	<b>2/2</b>	<b>5/5</b>	<b>3/6</b>	<b>4/11</b>	<b>0/4</b>
<b>Opponents</b>	<b>7/8</b>	<b>1/5</b>	<b>5/9</b>	<b>9/15</b>	<b>1/5</b>

Wittenborn: ( ) (22G, 42G) (31G, 52N) (31N, 46N, 16G) (42N, 52N) (45G) (25G) ( ) (41G, 15G, 51N, 44B, 57N) (47G, 44N, 23G) (32N, 41N, 20G) (46N) (31G) (29G, 38N, 48N, 38G)  
Opponents: (54G, 25B) (47G, 40N) (14G, 42G, 38N) (46N, 41B, 41N, 38G, 31G) (10G, 27G, 34B, 44N) (40G, 13G, 39B) (47G, 22N) (40G, 12G, 18G, 13B, 50N) (36N, 29N, 43G) (40G, 30G, 50N, 51N) (51N, 24N) (12G, 46N, 32G, 31G, 45G) (18G) (48G)

SACKS
records not available
<b>Oilers 25.0, Opponents 20.0</b>

TACKLES (Solo-Assists-Total)
records not available

### USUAL STARTING LINEUP

**OFFENSE**

WR Charles Frazier (28)  
**LT Walt Suggs (76)**  
**LG Bob Talamini (61)**  
C Bobby Maples (50)  
RG Sonny Bishop (66)  
RT Glen Ray Hines (78)  
TE Alvin Reed (89)  
WR Ode Burrell (25)  
QB Pete Beathard (11)  
**RB Woody Campbell (35)**  
**FB Hoyle Granger (32)**

**DEFENSE**

**LE Pat Holmes (79)**  
LT Willie Parker (74)  
RT George Rice (72)  
RE Don Floyd (75)  
**LLB George Webster (90)**  
MLB Garland Boyette (52)  
RLB Olen Underwood (56)  
**LCB Miller Farr (20)**  
RCB W.K. Hicks (33)  
SS Ken Houston (29)  
**FS Jim Norton (43)**

**SPECIALISTS**

K John Wittenborn (67)  
P Jim Norton (43)

**AFL All-Star Game**  
All-AFL

**GM:** Don Klosterman; **Head Coach:** Wally Lemm  
**Asst. Coaches:** Joe Childress (off. backs), Hugh Devore (WR), F.A. Dry (OL), Bud McFadin (DL), Wayne Robinson (LB), Walt Schlinkman (DB)

### AMERICAN FOOTBALL LEAGUE STANDINGS

EASTERN DIVISION	W	L	T	Pct
Houston	9	4	1	.692
N.Y. Jets	8	5	1	.615
Buffalo	4	10	0	.286
Miami	4	10	0	.286
Boston	3	10	1	.231

WESTERN DIVISION	W	L	T	Pct
Oakland	13	1	0	.929
Kansas City	9	5	0	.643
San Diego	8	5	1	.615
Denver	3	11	0	.214

**AFL CHAMPIONSHIP**  
OAKLAND 40, Houston 7

## 1966 SEASON (3-II REGULAR SEASON, 0-0 PLAYOFFS) • 4TH PLACE AFL EAST

DATE	OPPONENT	SCORE	W/L	ATT
Sep. 3	DENVER	45-7	W	30,156
Sep. 10	OAKLAND	31-0	W	31,763
Sep. 18	at New York	13-52	L	54,681
Sep. 25	at Buffalo	20-27	L	42,526
Oct. 2	at Denver	38-40	L	27,203
Oct. 16	NEW YORK	24-0	W	30,823
Oct. 23	MIAMI	13-20	L	23,173
Oct. 30	at Kansas City	23-48	L	31,676
Nov. 6	at Oakland	23-38	L	34,102
Nov. 13	at Boston	21-27	L	23,426
Nov. 20	BUFFALO	20-42	L	27,312
Dec. 4	SAN DIEGO	22-28	L	17,569
Dec. 11	BOSTON	14-38	L	17,100
Dec. 18	at Miami	28-29	L	20,045

	TITANS	OPP
<b>Total First Downs</b>	<b>246</b>	<b>244</b>
Rushing	76	88
Passing	144	131
Penalty	26	25
3rd Down: Made/Att	--	--
4th Down: Made/Att	--	--
<b>Possession Avg.</b>	<b>--</b>	<b>--</b>
<b>Total Net Yards</b>	<b>4412</b>	<b>4995</b>
Avg. Per Game	315.1	356.8
Total Plays	926	881
Avg. Per Play	4.8	5.7
<b>Net Yards Rushing</b>	<b>1515</b>	<b>1833</b>
Avg. Per Game	108.2	130.9
Total Rushes	413	422
<b>Net Yards Passing</b>	<b>2897</b>	<b>3162</b>
Avg. Per Game	206.9	225.9
Sacked/Yards Lost	28/271	21/228
Gross Yards	3168	3390
Att./Comp.	485/226	438/209
Completion Pct.	46.6	47.7
Had Intercepted	28	18
<b>Punts/Average</b>	<b>69/42.1</b>	<b>68/40.0</b>
<b>Net Punting Avg.</b>	<b>69/37.4</b>	<b>68/35.3</b>
<b>Penalties/Yards</b>	<b>71/682</b>	<b>69/725</b>
<b>Fumbles/Ball Lost</b>	<b>19/12</b>	<b>25/13</b>
<b>Touchdowns</b>	<b>41</b>	<b>50</b>
Rushing	11	10
Passing	29	35
Returns	1	5

BY PERIODS	1	2	3	4	OT	PTS
Oilers	51	107	56	121	0	335
Opponents	54	156	93	93	0	396

SCORING	TD	RU	PA	RT	PAT	FG	S	TP
Blanda	0	0	0	0	39/40	16/30	0	87
Frazier	12	0	12	0			0	72
Trull	7	7	0	0			0	42
Burrell	5	0	5	0			0	30
Elkins	3	0	3	0			0	18
Hennigan	3	0	3	0			0	18
Johnson	3	3	0	0			0	18
McLeod	3	0	3	0			0	18
Blanks	2	0	2	0			0	12
Granger	2	1	1	0			0	12
Cline TM	1	0	0	1			0	6
Oilers	41	11	29	1	39/40	16/30	1	335
Opponents	50	10	35	5	49/49	15/30	0	396

2-Pt Conversions: Oilers 0-0, Opponents 1-1

RUSHING	No	Yds	Avg	Lg	TD
Burrell	122	406	3.3	45	0
Granger	56	388	6.9	69t	1
Blanks	71	235	3.3	30	0
Johnson	70	226	3.2	28t	3
Trull	38	139	3.7	23t	7
Tolar	46	105	2.3	17	0
Stone	6	18	3.0	12	0
Blanda	3	1	0.3	1	0
Lee	1	-3	-3.0	-3	0
Oilers	413	1515	3.7	69t	11
Opponents	422	1833	4.3	77t	10

PASSING	Att	Cmp	Pct	Yards	Yds/Att	TD	Int	Lg	Sk/Yds	Rating
Blanda	271	122	45.0	1764	6.51	17	21	79t	--	55.3
Trull	172	84	48.8	1200	6.98	10	5	62	--	79.1
Humphrey	32	15	46.9	168	5.25	2	1	32t	--	70.8
Lee	8	4	50.0	27	3.38	0	1	10	--	18.2
Burrell	1	1	100.0	9	9.00	0	0	9	--	104.2
Tolar	1	0	0.0	0	0.00	0	0	0	--	39.6
Oilers	485	226	46.6	3168	6.53	29	28	79t	28/271	64.0
Opponents	438	209	47.7	3390	7.74	35	18	80t	21/228	83.6

RECEIVING	No	Yds	Avg	Lg	TD
Frazier	57	1129	19.8	79t	12
Burrell	33	400	12.1	34	5
Hennigan	27	313	11.6	26	3
McLeod	23	339	14.7	41	3
Elkins	21	283	13.5	62	3
Blanks	19	234	12.3	42t	2
Tolar	13	68	5.2	14	0
Poole	12	131	10.9	19	0
Granger	12	104	8.7	27t	1
Johnson	8	150	18.8	53	0
Stone	1	17	17.0	17	0
Oilers	226	3168	14.0	79t	29
Opponents	209	3390	16.2	80t	35

INTERCEPTIONS	No	Yds	Avg	Lg	TD
Norton	4	125	31.3	56	0
Glick	4	57	14.3	41	0
Hicks	3	12	4.0	12	0
Jancik	2	36	18.0	35	0
Parrish	2	0	0.0	0	0
Cline TM	1	23	23.0	23	0
Caveness	1	6	6.0	6	0
Baker	1	0	0.0	0	0
Oilers	18	259	14.4	56	0
Opponents	28	448	16.0	66t	3

PUNTING	No	Yds	Avg	Net	TB	In	Lg	B
Norton	69	2908	42.1	37.4	3	0	65	0
Oilers	69	2908	42.1	37.4	3	0	65	0
Opponents	68	2720	40.0	35.3	8	0	65	0

PUNT RETURNS	No	FC	Yds	Avg	Lg	TD
Jancik	10	6	62	6.2	28	0
Burrell	8	7	78	9.8	29	0
Trammel	5	3	19	3.8	8	0
Oilers	23	16	159	6.9	29	0
Opponents	37	10	269	7.3	42	0

KICKOFF RETURNS	No	Yds	Avg	Lg	TD
Jancik	34	875	25.7	53	0
Blanks	21	487	23.2	37	0
Boyette	3	42	14.0	18	0
Trammel	3	63	21.0	26	0
Hayes	2	31	15.5	16	0
Burrell	1	16	16.0	16	0
Oilers	64	1514	23.7	53	0
Opponents	60	1385	23.1	100t	2

FIELD GOALS	1-19	20-29	30-39	40-49	50+
Blanda	3/4	0/1	3/7	8/12	2/6
Oilers	3/4	0/1	3/7	8/12	2/6
Opponents	1/1	3/6	4/6	7/13	0/4

**Blanda:** (12N, 45N, 38G, 39G, 38N) (49N, 47G) (48G, 50G) (55N, 47G, 35G) (49G) (8G) (44N, 16G, 43G) (48G, 50N) (44G) (34N, 48N) (49G, 35G) (50N, 35N, 51G, 23B, 9G) () (53N)  
**Opponents:** () (41N, 48G) (32G) (50N, 47G, 32G) (35G, 31G, 25N, 46G, 52N, 46G) (27N, 49N) (49N, 43G, 42G) (29G, 47G) (48N, 24G) (28G, 44G, 29N) (47B, 50N) (33N) (13G, 35N) (50N)

**SACKS**  
 records not available  
 Oilers 21.0, Opponents 28.0

**TACKLES (Solo-Assists-Total)**  
 records not available

### USUAL STARTING LINEUP

**OFFENSE**

**WR** Charles Frazier (28)  
 LT Walt Suggs (76)  
**LG** Bob Talamini (61)  
 C Bobby Maples (50)  
 RG Sonny Bishop (66)  
 RT Glen Ray Hines (78)  
 TE Bob McLeod (81)  
 Bob Poole (88)  
 WR Charlie Hennigan (87)  
 QB George Blanda (16)  
 RB Ode Burrell (25)  
 Sid Blanks (42)  
 FB Charles Tolar (44)

**DEFENSE**

LE Gary Cutsinger (80)  
 LT Pat Holmes (79)  
 RT Ernie Ladd (99)  
 RE Don Floyd (75)  
 LLB Johnny Baker (84)  
 MLB Doug Cline (31)  
 Ron Caveness (51)  
 RLB John Meyer (54)  
 LCB Theo Viltz (34)  
**RCB** W.K. Hicks (33)  
 SS Fred Glick (27)  
 FS Jim Norton (43)

**SPECIALISTS**

K George Blanda (16)  
 P Jim Norton (43)

**AFL All-Star Game**

**GM:** Don Klosterman; **Head Coach:** Wally Lemm  
**Asst. Coaches:** Joe Childress (off. backs), Hugh Devore (WR), F.A. Dry (OL), Bud McFadin (DL), Wayne Robinson (LB), Walt Schlinkman (DB)

### AMERICAN FOOTBALL LEAGUE STANDINGS

EASTERN DIVISION	W	L	T	Pct
Buffalo	9	4	1	.692
Boston Patriots	8	4	2	.677
N.Y. Jets	6	6	2	.500
<b>Houston</b>	<b>3</b>	<b>11</b>	<b>0</b>	<b>.214</b>
Miami	3	11	0	.214

WESTERN DIVISION	W	L	T	Pct
Kansas City	11	2	1	.846
Oakland	8	5	1	.615
San Diego	7	6	1	.538
Denver	4	10	0	.286

**AFL CHAMPIONSHIP**

Kansas City 31, BUFFALO 7

# 1965 SEASON (4-10 REGULAR SEASON, 0-0 PLAYOFFS) • 4TH PLACE AFL EAST

DATE	OPPONENT	SCORE	W/L	ATT
Sep. 12	NEW YORK	27-21	W	52,680
Sep. 19	BOSTON	31-10	W	32,445
Sep. 26	at Oakland	17-21	L	18,166
Oct. 3	at San Diego	14-31	L	28,190
Oct. 17	at Denver	17-28	L	32,492
Oct. 24	KANSAS CITY	38-36	W	34,670
Oct. 31	at Buffalo	19-17	W	44,267
Nov. 7	OAKLAND	21-33	L	35,729
Nov. 14	DENVER	21-31	L	28,126
Nov. 21	at New York	14-41	L	55,312
Nov. 28	at Kansas City	21-52	L	16,459
Dec. 5	BUFFALO	18-29	L	23,087
Dec. 12	SAN DIEGO	26-37	L	24,120
Dec. 18	at Boston	14-42	L	14,508

	TITANS	OPP
<b>Total First Downs</b>	<b>227</b>	<b>266</b>
Rushing	63	128
Passing	140	110
Penalty	24	28
3rd Down: Made/Att	--	--
4th Down: Made/Att	--	--
<b>Possession Avg.</b>	<b>30:00</b>	--
<b>Total Net Yards</b>	<b>3991</b>	--
<b>Avg. Per Game</b>	<b>285.1</b>	--
<b>Total Plays</b>	<b>904</b>	--
<b>Avg. Per Play</b>	<b>4.4</b>	--
<b>Net Yards Rushing</b>	<b>1178</b>	--
Avg. Per Game	84.1	--
Total Rushes	323	--
<b>Net Yards Passing</b>	<b>2813</b>	--
Avg. Per Game	200.9	--
Sacked/Yards Lost	31/257	--
Gross Yards	3070	--
Att./Comp.	550/224	--
Completion Pct.	40.7	--
Had Intercepted	35	--
<b>Punts/Average</b>	<b>85/43.7</b>	--
<b>Net Punting Avg.</b>	<b>85/37.8</b>	--
<b>Penalties/Yards</b>	<b>76/841</b>	--
<b>Fumbles/Ball Lost</b>	<b>22/11</b>	--
<b>Touchdowns</b>	<b>37</b>	--
Rushing	10	--
Passing	25	--
Returns	2	--

BY PERIODS	1	2	3	4	OT	PTS
Oilers	51	57	77	113	0	298
Opponents	88	115	65	161	0	429

SCORING	TD	RU	PA	RT	PAT	FG	S	TP
Blanda	0	0	0	0	28/28	11/21	0	61
Wi. Frazier	8	0	8	0			0	48
Burrell	7	3	4	0			0	46
C. Frazier	6	0	6	0			0	36
Spikes	3	3	0	0	6/6	1/2	0	27
Hennigan	4	0	4	0			0	24
Compton	2	0	2	0			0	12
Jackson	2	2	0	0			0	12
Trull	2	2	0	0			0	12
N. Evans	1	0	0	1			0	6
McLeod	1	0	1	0			0	6
Onesti	1	0	0	1			0	6
<b>Oilers</b>	<b>37</b>	<b>10</b>	<b>25</b>	<b>2</b>	<b>34/34</b>	<b>12/23</b>	<b>1</b>	<b>298</b>
<b>Opponents</b>	<b>50</b>	<b>17</b>	<b>27</b>	<b>6</b>	--	--	--	<b>429</b>

2-Pt Conversions: Burrell 2, Oilers 2-3, Opponents 0-0

RUSHING	No	Yds	Avg	Lg	TD
Burrell	130	528	4.1	63t	3
Tolar	73	230	3.2	18	0
Spikes	47	173	3.7	20	3
Trull	29	145	5.0	18	2
Jackson	37	85	2.3	7	2
Hoffman	1	11	11.0	11	0
C. Frazier	1	10	10.0	8	0
Compton	1	2	2.0	2	0
Blanda	4	-6	-1.5	0	0
<b>Oilers</b>	<b>323</b>	<b>1178</b>	<b>3.6</b>	<b>63t</b>	<b>10</b>

PASSING	Att	Cmp	Pct	Yards	Yds/Att	TD	Int	Lg	Sk/Yds	Rating
Blanda	442	186	42.1	2542	5.75	20	30	95t	--	47.9
Trull	107	38	35.5	528	4.93	5	5	57t	--	48.3
Tolar	1	0	0.0	0	0.00	0	0	0	0	39.6
<b>Oilers</b>	<b>550</b>	<b>224</b>	<b>40.7</b>	<b>3070</b>	<b>5.58</b>	<b>25</b>	<b>35</b>	<b>95t</b>	<b>31/257</b>	<b>47.9</b>

RECEIVING	No	Yds	Avg	Lg	TD
Burrell	55	650	11.8	52t	4
Hennigan	41	578	14.1	53	4
C. Frazier	38	717	18.9	64t	6
Wi. Frazier	37	521	14.1	57t	8
Tolar	25	138	5.5	21	0
McLeod	15	226	15.1	49	1
Spikes	8	57	7.1	17	0
Compton	3	140	46.7	95t	2
Jackson	1	31	31.0	31	0
Weir	1	12	12.0	12	0
<b>Oilers</b>	<b>224</b>	<b>3070</b>	<b>13.7</b>	<b>95t</b>	<b>25</b>

INTERCEPTIONS	No	Yds	Avg	Lg	TD
Hicks	9	156	17.3	31	0
Norton	7	52	7.4	18	0
Jancik	4	90	22.5	36	0
Banfield	3	28	9.3	28	0
Glick	2	18	9.0	18	0
Cutsinger	1	72	72.0	72	0
Maples	1	0	0.0	0	0
<b>Oilers</b>	<b>27</b>	<b>416</b>	<b>15.4</b>	<b>72</b>	<b>0</b>

PUNTING	No	Yds	Avg	Net	TB	In	Lg	B
Norton	85	3711	43.7	43.7	0	0	65	1
<b>Oilers</b>	<b>85</b>	<b>3711</b>	<b>43.7</b>	<b>43.7</b>	<b>0</b>	<b>0</b>	<b>65</b>	<b>1</b>

PUNT RETURNS	No	FC	Yds	Avg	Lg	TD
Jancik	12	0	85	7.1	25	0
Glick	7	0	44	6.3	13	0
Jaquess	4	0	17	4.3	11	0
Burrell	3	0	39	13.0	33	0
Hicks	1	0	4	4.0	4	0
Weir	1	0	0	0.0	0	0
<b>Oilers</b>	<b>28</b>	<b>0</b>	<b>189</b>	<b>6.8</b>	<b>33</b>	<b>0</b>

KICKOFF RETURNS	No	Yds	Avg	Lg	TD
Jancik	18	430	23.9	43	0
Jaquess	13	280	21.5	69	0
Weir	10	215	21.5	33	0
Burrell	8	202	25.3	38	0
Hicks	7	181	25.9	40	0
Compton	4	68	17.0	30	0
Glick	4	84	21.0	24	0
Kinderman	4	72	18.0	29	0
Spikes	4	41	10.3	15	0
Jackson	2	39	19.5	25	0
Cheeks	1	19	19.0	19	0
Maples	1	15	15.0	15	0
Williams	1	23	23.0	23	0
<b>Oilers</b>	<b>77</b>	<b>1699</b>	<b>21.7</b>	<b>69</b>	<b>0</b>

FIELD GOALS	1-19	20-29	30-39	40-49	50+
<b>Oilers</b>	<b>5-6</b>	<b>1-1</b>	<b>4-7</b>	<b>3-7</b>	<b>0-2</b>

**Blanda:** (39G, 8G) (36N, 36B, 45G) (44B, 10G) ( ) (37G) (40N) (31G, 30G, 13G, 8G) ( ) ( ) (23N) (46N, 48N) (31B, 41G, 52N) (51N, 40G) ( )  
**Spikes:** ( ) ( ) ( ) ( ) (15G) (16N) ( ) ( ) ( ) ( ) ( ) ( )  
**Opponents:** records not available

**SACKS**  
 records not available  
**Oilers 22.0 Opponents 31.0**

**TACKLES (Solo-Assists-Total)**  
 records not available

### USUAL STARTING LINEUP

OFFENSE	
WR	Charles Frazier (28)
LT	Walt Suggs (76)
<b>LG</b>	<b>Bob Talamini (61)</b>
C	John Frongillo (55)
	Wayne Frazier (56)
RG	Sonny Bishop (66)
RT	Norm Evans (73)
TE	Willie Frazier (83)
<b>WR</b>	<b>Charlie Hennigan (87)</b>
QB	George Blanda (16)
<b>RB</b>	<b>Ode Burrell (25)</b>
FB	Charles Tolar (44)

DEFENSE	
LE	Gary Cutsinger (80)
LT	Bud McFadin (64)
	Scott Appleton (70)
RT	Ed Husmann (82)
RE	Don Floyd (75)
LLB	Johnny Baker (84)
	Bobby Maples (50)
MLB	Doug Cline (31)
RLB	Danny Brabham (85)
LCB	Tony Banfield (40)
RCB	W.K. Hicks (33)
SS	Jim Norton (43)
FS	Fred Glick (27)
	Bobby Jancik (23)

SPECIALISTS	
K	George Blanda (16)
P	Jim Norton (43)

**AFL All-Star Game**  
 All-AFL

**GM:** Carroll Martin; **Head Coach:** Hugh "Bones" Taylor  
**Asst. Coaches:** Sammy Baugh (off. backs), Lou Rymkus (OL), Walt Schlinkman (defense), Joe Spencer (DL)

### AMERICAN FOOTBALL LEAGUE STANDINGS

EASTERN DIVISION	W	L	T	Pct
Buffalo	10	3	1	.769
N.Y. Jets	5	8	1	.385
Boston Patriots	4	8	2	.333
<b>Houston</b>	<b>4</b>	<b>10</b>	<b>0</b>	<b>.286</b>

WESTERN DIVISION	W	L	T	Pct
San Diego	9	2	3	.818
Oakland	8	5	1	.615
Kansas City	7	5	2	.583
Denver	4	10	0	.286

**AFL CHAMPIONSHIP**  
 Buffalo 23, SAN DIEGO 0

# 1964 SEASON (4-10 REGULAR SEASON, 0-0 PLAYOFFS) · 4TH PLACE AFL EAST

DATE	OPPONENT	SCORE	W/L	ATT
Sep. 12	at San Diego	21-27	L	22,632
Sep. 19	OAKLAND	42-28	W	26,482
Sep. 27	at Denver	38-17	W	22,651
Oct. 4	at Kansas City	7-28	L	22,727
Oct. 11	BUFFALO	17-48	L	26,218
Oct. 17	at New York	21-24	L	32,840
Oct. 25	SAN DIEGO	17-20	L	21,671
Nov. 1	at Buffalo	10-24	L	40,119
Nov. 6	at Boston	24-25	L	28,161
Nov. 15	at Oakland	10-20	L	16,375
Nov. 22	KANSAS CITY	19-28	L	17,782
Nov. 29	BOSTON	17-34	L	17,560
Dec. 13	NEW YORK	33-17	W	16,225
Dec. 20	DENVER	34-15	W	15,839

	TITANS	OPP
<b>Total First Downs</b>	<b>284</b>	<b>274</b>
Rushing	80	102
Passing	186	155
Penalty	18	17
3rd Down: Made/Att	--	--
4th Down: Made/Att	--	--
Possession Avg.	--	--
<b>Total Net Yards</b>	<b>4874</b>	<b>--</b>
Avg. Per Game	348.1	--
Total Plays	942	--
Avg. Per Play	5.2	--
<b>Net Yards Rushing</b>	<b>1347</b>	<b>--</b>
Avg. Per Game	96.2	--
Total Rushes	327	--
<b>Net Yards Passing</b>	<b>3527</b>	<b>--</b>
Avg. Per Game	251.9	--
Sacked/Yards Lost	23/207	--
Gross Yards	3734	--
Att./Comp.	592/299	--
Completion Pct.	50.5	--
Had Intercepted	29	--
<b>Punts/Average</b>	<b>55/41.2</b>	<b>--</b>
<b>Net Punting Avg.</b>	<b>55/35.9</b>	<b>--</b>
<b>Penalties/Yards</b>	<b>70/683</b>	<b>--</b>
<b>Fumbles/Ball Lost</b>	<b>24/15</b>	<b>--</b>
<b>Touchdowns</b>	<b>39</b>	<b>--</b>
Rushing	14	--
Passing	19	--
Returns	6	--

BY PERIODS	1	2	3	4	OT	PTS
Oilers	96	80	73	61	0	310
Opponents	73	130	62	90	0	355

SCORING	TD	RU	PA	RT	PAT	FG	S	TP
Blanda	0	0	0	0	37/38	13/29	0	76
Hennigan	8	0	8	0			0	48
Blanks	7	6	1	0			0	42
Dewveall	4	0	4	0			0	24
Tolar	4	4	0	0			0	24
Jackson TM	3	3	0	0			0	18
W. Frazier	2	0	2	0			0	12
McLeod	2	0	2	0			0	12
Baker	1	0	0	1			0	6
Burrell	1	0	0	1			0	6
Craig	1	0	1	0			0	6
Floyd	1	0	0	1			0	6
C. Frazier	1	0	1	0			0	6
Hoffman	1	1	0	0			0	6
Jancik	1	0	0	1			0	6
Jaquess	1	0	0	1			0	6
Nelson	1	0	0	1			0	6
<b>Oilers</b>	<b>39</b>	<b>14</b>	<b>19</b>	<b>6</b>	<b>37/38</b>	<b>13/29</b>	<b>0</b>	<b>310</b>
<b>Opponents</b>	<b>45</b>	<b>18</b>	<b>24</b>	<b>3</b>	<b>--</b>	<b>--</b>	<b>0</b>	<b>355</b>

2-Pt Conversions: Oilers 0-1, Opponents 0-0

RUSHING	No	Yds	Avg	Lg	TD
Blanks	145	756	5.2	91t	6
Tolar	139	515	3.7	40t	4
Trull	12	42	3.5	15	0
Smith	8	16	2.0	8	0
Jackson TM	8	11	1.4	5	3
Burrell	8	10	1.3	5	0
Hoffman	2	3	1.5	2	1
Blanda	4	-2	-0.5	6	0
C. Frazier	1	-4	-4.0	-4	0
<b>Oilers</b>	<b>327</b>	<b>1347</b>	<b>4.1</b>	<b>91t</b>	<b>14</b>

PASSING	Att	Cmp	Pct	Yards	Yds/Att	TD	Int	Lg	Sk/Yds	Rating
Blanda	505	262	51.9	3287	6.51	17	27	80t	--	61.4
Trull	86	36	41.9	439	5.10	1	2	36	--	52.4
Blanks	1	1	1.00	8	8.00	1	0	8t	--	139.6
<b>Oilers</b>	<b>592</b>	<b>299</b>	<b>50.5</b>	<b>3734</b>	<b>6.31</b>	<b>19</b>	<b>29</b>	<b>80t</b>	<b>23/207</b>	<b>60.7</b>

RECEIVING	No	Yds	Avg	Lg	TD
Hennigan	101	1546	15.3	53t	8
Blanks	56	497	8.9	45	1
Dewveall	38	552	15.5	60t	4
Tolar	35	244	7.0	52	0
C. Frazier	29	404	13.9	46	1
W. Frazier	11	227	20.6	80t	2
McLeod	8	81	10.1	20	2
Smith	7	38	5.4	15	0
Burrell	5	73	14.6	36	0
Craig	4	46	11.5	25	1
Baker	2	18	9.0	10	0
Jancik	1	14	14.0	14	0
Hoffman	1	1	1.0	1	0
Bishop	1	0	0.0	0	0
Blanda	0	-7	--	-7	0
<b>Oilers</b>	<b>299</b>	<b>3734</b>	<b>12.5</b>	<b>80t</b>	<b>19</b>

INTERCEPTIONS	No	Yds	Avg	Lg	TD
Jaquess	8	141	17.6	98t	1
Hicks	5	89	17.8	62	0
Glick	5	54	10.8	27	0
Jancik	3	16	5.3	16	0
Norton	2	31	15.5	31	0
Odum	2	22	11.0	22	0
Appleton	2	11	5.5	11	0
Nelson	1	45	45.0	45t	1
Baker	1	17	17.0	17t	1
Rieves	1	3	3.0	3	0
Floyd	0	8	--	8	0
<b>Oilers</b>	<b>30</b>	<b>437</b>	<b>14.6</b>	<b>98t</b>	<b>3</b>

PUNTING	No	Yds	Avg	Net	TB	In	Lg	B
Norton	55	2267	41.2	41.2	0	0	79	2
<b>Oilers</b>	<b>55</b>	<b>2267</b>	<b>41.2</b>	<b>35.9</b>	<b>0</b>	<b>0</b>	<b>79</b>	<b>2</b>

PUNT RETURNS	No	FC	Yds	Avg	Lg	TD
Jancik	12	0	220	18.3	82t	1
Glick	6	0	32	5.3	12	0
Burrell	1	0	0	0.0	0	0
<b>Oilers</b>	<b>19</b>	<b>0</b>	<b>252</b>	<b>13.3</b>	<b>82t</b>	<b>1</b>

KICKOFF RETURNS	No	Yds	Avg	Lg	TD
Jancik	21	488	23.2	42	0
Burrell	17	449	26.4	93t	1
Nelson	13	304	23.4	47	0
Blanks	9	207	23.0	32	0
Hoffman	2	52	26.0	30	0
Jackson TM	2	32	16.0	18	0
W. Frazier	1	0	0.0	0	0
Click	1	27	27.0	27	0
<b>Oilers</b>	<b>66</b>	<b>1559</b>	<b>23.6</b>	<b>93t</b>	<b>1</b>

FIELD GOALS	1-19	20-29	30-39	40-49	50+
<b>Oilers</b>	<b>3/4</b>	<b>3/7</b>	<b>3/4</b>	<b>4/12</b>	<b>0/2</b>

Blanda: (45B) () (43G) () (16N, 47G) () (26N, 27N, 36G) (49N, 50N, 37N, 49G) (46N, 23N, 10G) (49N, 21N, 40B, 11G) (21G, 31G) (49N, 41N, 49G) (49N, 20G, 31G) (51N, 26G, 18G)  
 Opponents: records not available

SACKS
records not available
<b>Oilers 25.0 Opponents 23.0</b>

TACKLES (Solo-Assists-Total)
records not available

### USUAL STARTING LINEUP

OFFENSE	
WR	Charles Frazier (28)
LT	Walt Suggs (76)
<b>LG</b>	<b>Bob Talamini (61)</b>
C	Tom Goode (68)
RG	John Wittenborn (67)
RT	Sonny Bishop (66)
TE	Willard Dewveall (88)
	Willie Frazier (83)
<b>WR</b>	<b>Charlie Hennigan (87)</b>
QB	George Blanda (16)
<b>RB</b>	<b>Sid Blanks (42)</b>
FB	Charles Tolar (44)

DEFENSE	
LE	Scott Appleton (70)
LT	Bud McFadin (64)
RT	Ed Husmann (82)
	Scott Appleton (70)
RE	Don Floyd (75)
LLB	Danny Brabham (85)
MLB	Doug Cline (31)
	Larry Onesti (45)
RLB	Johnny Baker (84)
<b>LCB</b>	<b>Pete Jaquess (47)</b>
RCB	Bobby Jancik (23)
SS	W.K. Hicks (33)
<b>FS</b>	<b>Fred Glick (27)</b>

SPECIALISTS	
K	George Blanda (16)
P	Jim Norton (43)

### AFL All-Star Game

All-AFL

GM: Carroll Martin; Head Coach: Sammy Baugh  
 Asst. Coaches: W.F. "Red" Konkright (ends), Joe Spencer (DL), John Steber (OL), Hugh "Bones" Taylor (DB)

### AMERICAN FOOTBALL LEAGUE STANDINGS

EASTERN DIVISION				
W	L	T	Pct	
Buffalo	12	2	0	.857
Boston Patriots	10	3	1	.769
N.Y. Jets	5	8	1	.385
<b>Houston</b>	<b>4</b>	<b>10</b>	<b>0</b>	<b>.286</b>

WESTERN DIVISION				
W	L	T	Pct	
San Diego	8	5	1	.615
Kansas City	7	7	0	.500
Oakland	5	7	2	.417
Denver	2	11	1	.154

**AFL CHAMPIONSHIP**  
 BUFFALO 20, San Diego 7

## 1963 SEASON (6-8 REGULAR SEASON, 0-0 PLAYOFFS) • 3RD PLACE AFL EAST

DATE	OPPONENT	SCORE	W/L	ATT	RUSHING	No	Yds	Avg	Lg	TD
Sep. 7	OAKLAND	13-24	L	24,749	Tolar	194	659	3.4	33	3
Sep. 14	DENVER	20-14	W	22,855	Tobin	75	271	3.6	32	4
Sep. 22	at New York	17-24	L	9,336	Smith	50	202	4.0	16	3
Sep. 28	at Buffalo	31-20	W	32,340	Cannon	13	45	3.5	12	0
Oct. 6	at Kansas City	7-28	L	27,801	Dickinson LG	6	32	5.3	13	1
Oct. 13	at Denver	33-24	W	24,087	Dickinson TM	1	1	1.0	1t	1
Oct. 20	BUFFALO	28-14	W	23,948	Norton	1	15	15.0	15	0
Oct. 27	KANSAS CITY	28-7	W	26,331	Lee	2	9	4.5	8	0
Nov. 1	at Boston	3-45	L	31,185	Babb	1	7	7.0	7	0
Nov. 10	NEW YORK	31-27	W	23,615	Blanda	4	1	0.3	7	0
Dec. 1	at San Diego	0-27	L	31,713	<b>Oilers</b>	<b>341</b>	<b>1210</b>	<b>3.5</b>	<b>33</b>	<b>11</b>
Dec. 8	BOSTON	28-46	L	23,462	<b>RECEIVING</b>	<b>No</b>	<b>Yds</b>	<b>Avg</b>	<b>Lg</b>	<b>TD</b>
Dec. 15	SAN DIEGO	14-20	L	18,540	Hennigan	61	1051	17.2	68	10
Dec. 22	at Oakland	49-52	L	17,401	Dewveall	58	752	13.0	35	7

	TITANS	OPP
<b>Total First Downs</b>	<b>254</b>	<b>256</b>
Rushing	68	117
Passing	169	121
Penalty	17	18
3rd Down: Made/Att	--	--
4th Down: Made/Att	--	--
<b>Possession Avg.</b>	<b>--</b>	<b>--</b>
<b>Total Net Yards</b>	<b>4432</b>	<b>--</b>
Avg. Per Game	316.6	--
Total Plays	870	--
Avg. Per Play	5.1	--
<b>Net Yards Rushing</b>	<b>1210</b>	<b>--</b>
Avg. Per Game	86.4	--
Total Rushes	341	--
<b>Net Yards Passing</b>	<b>3222</b>	<b>--</b>
Avg. Per Game	230.1	--
Sacked/Yards Lost	28/256	--
Gross Yards	3478	--
Att./Comp.	501/261	--
Completion Pct.	52.1	--
Had Intercepted	33	--
<b>Punts/Average</b>	<b>65/43.0</b>	<b>--</b>
<b>Net Punting Avg.</b>	<b>65/43.0</b>	<b>--</b>
<b>Penalties/Yards</b>	<b>58/565</b>	<b>--</b>
<b>Fumbles/Ball Lost</b>	<b>35/24</b>	<b>--</b>
<b>Touchdowns</b>	<b>39</b>	<b>--</b>
Rushing	11	--
Passing	26	--
Returns	2	--

BY PERIODS	1	2	3	4	OT	PTS
Oilers	72	102	72	56	0	302
Opponents	79	138	61	94	0	372

SCORING	TD	RU	PA	RT	PAT	FG	S	TP
Blanda	0	0	0	0	39/39	9/24	0	66
Hennigan	10	0	10	0			0	60
Dewveall	7	0	7	0			0	42
McLeod	5	0	5	0			0	30
Smith	5	3	2	0			0	30
Tobin	5	4	1	0			0	30
Tolar	3	3	0	0			0	18
Dickinson LG	1	1	0	0			0	6
Dickinson TM	1	1	0	0			0	6
Frazier	1	0	1	0			0	6
Glick	1	0	0	1			0	6
Johnston	1	0	0	1			0	6
<b>Oilers</b>	<b>39</b>	<b>11</b>	<b>26</b>	<b>2</b>	<b>39/39</b>	<b>9/24</b>	<b>1</b>	<b>302</b>
<b>Opponents</b>	<b>47</b>	<b>12</b>	<b>24</b>	<b>11</b>	<b>--</b>	<b>--</b>	<b>1</b>	<b>372</b>

2-Pt Conversions: Oilers 0-0, Opponents 0-0

PASSING	Att	Cmp	Pct	Yards	Yds/Att	TD	Int	Lg	Sk/Yds	Rating
Blanda	423	224	53.0	3003	7.10	24	25	80t	--	70.1
Lee	75	37	49.3	475	6.33	2	8	38	--	38.9
Smith	2	0	0.0	0	0.0	0	0	0	--	39.6
Cannon	1	0	0.0	0	0.0	0	0	0	--	39.6
<b>Oilers</b>	<b>501</b>	<b>261</b>	<b>52.1</b>	<b>3478</b>	<b>6.94</b>	<b>26</b>	<b>33</b>	<b>80t</b>	<b>28/256</b>	<b>64.3</b>

McLeod	33	530	16.1	38	5
Smith	24	270	11.3	36	2
Frazier	16	279	17.4	80t	1
Tobin	13	173	13.3	33t	1
Dickinson LG	6	57	9.5	18	0
Dickinson TM	5	48	9.6	18	0
Kerbow	5	61	12.2	30	0
Cannon	5	39	7.8	12	0
<b>Oilers</b>	<b>261</b>	<b>3478</b>	<b>13.3</b>	<b>80t</b>	<b>26</b>

INTERCEPTIONS	No	Yds	Avg	Lg	TD
Glick	12	180	15.0	45	1
Banfield	7	21	3.0	14	0
Norton	6	86	14.3	37	0
Jancik	3	31	10.3	19	0
Cline	3	16	5.3	9	0
Babb	2	24	12.0	18	0
Johnston	1	90	90.0	90t	1
Dukes	1	4	4.0	4	0
Brabham	1	1	1.0	1	0
<b>Oilers</b>	<b>36</b>	<b>453</b>	<b>12.6</b>	<b>90t</b>	<b>2</b>

PUNTING	No	Yds	Avg	Net	TB	In	Lg	B
Norton	65	2792	43.0	43.0	0	0	68	0
<b>Oilers</b>	<b>65</b>	<b>2792</b>	<b>43.0</b>	<b>43.0</b>	<b>0</b>	<b>0</b>	<b>68</b>	<b>0</b>

PUNT RETURNS	No	FC	Yds	Avg	Lg	TD
Glick	19	0	171	9.0	22	0
Jancik	13	0	145	11.2	56	0
<b>Oilers</b>	<b>32</b>	<b>0</b>	<b>316</b>	<b>9.9</b>	<b>56</b>	<b>0</b>

KICKOFF RETURNS	No	Yds	Avg	Lg	TD
Jancik	45	1317	29.3	53	0
Glick	20	451	22.6	43	0
Cannon	2	39	19.5	20	0
Michael	1	3	3.0	3	0
Tobin	1	10	10.0	10	0
Tolar	1	4	4.0	4	0
<b>Oilers</b>	<b>70</b>	<b>1824</b>	<b>26.1</b>	<b>53</b>	<b>0</b>

FIELD GOALS	1-19	20-29	30-39	40-49	50+
<b>Oilers</b>	<b>1/2</b>	<b>1/3</b>	<b>4/8</b>	<b>3/8</b>	<b>0/3</b>

**Blanda:** (30G, 46G, 32N, 42N) (18G, 48G, 52N, 51N, 28N, 52N) (44N, 37G) (28G) (37N) (38G, 48B, 12N) () (26N) (46G) (47N, 32G) (48B, 37N) () (35N) ()  
**Opponents:** records not available

**SACKS**  
 records not available

**TACKLES (Solo-Assists-Total)**  
 records not available

### USUAL STARTING LINEUP

**OFFENSE**  
 WR Willard Dewveall (88)  
 LT Walt Suggs (76)  
**LG Bob Talamini (61)**  
**C Bob Schmidt (52)**  
 RG Hogan Wharton (63)  
**RT Rich Michael (77)**  
 TE Bob McLeod (81)  
**WR Charlie Hennigan (87)**  
**QB George Blanda (16)**  
 RB Billy Cannon (20)  
 FB Charles Tolar (44)

**DEFENSE**  
 LE Gary Cutsinger (80)  
 LT Dudley Meredith (74)  
**RT Ed Husmann (82)**  
 RE Don Floyd (75)  
 LLB Doug Cline (31)  
 MLB Gene Babb (33)  
 RLB Mike Dukes (30)  
**LCB Tony Banfield (40)**  
 RCB Bobby Jancik (23)  
**SS Jim Norton (43)**  
**FS Fred Glick (27)**

**SPECIALISTS**  
**K George Blanda (16)**  
**P Jim Norton (43)**

**AFL All-Star Game**  
All-AFL

**GM/Head Coach:** Frank "Pop" Ivy  
**Asst. Coaches:** Neill Armstrong (defense), W.F. "Red" Conkright (ends), Walt Schlinkman (offense), Joe Spencer (line)

### AMERICAN FOOTBALL LEAGUE STANDINGS

EASTERN DIVISION	W	L	T	Pct
Boston	7	6	1	.538
Buffalo	7	6	1	.538
<b>Houston</b>	<b>6</b>	<b>8</b>	<b>0</b>	<b>.429</b>
N.Y. Jets	5	8	1	.385

WESTERN DIVISION	W	L	T	Pct
San Diego	11	3	0	.786
Oakland	10	4	0	.714
Kansas City	5	7	2	.417
Denver	2	11	1	.154

**EASTERN DIVISION PLAYOFF**  
 Boston Patriots 26, BUFFALO 8

**AFL CHAMPIONSHIP**  
 SAN DIEGO 51, Boston Patriots 10



## 1962 SEASON (II-3 REGULAR SEASON, 0-1 PLAYOFFS) · 1ST PLACE AFL EAST

DATE	OPPONENT	SCORE	W/L	ATT
Sep. 9	at Buffalo	28-23	W	31,236
Sep. 16	at Boston	21-34	L	32,276
Sep. 23	at San Diego	42-17	W	28,061
Oct. 7	BUFFALO	17-14	W	26,350
Oct. 14	NEW YORK	56-17	W	20,650
Oct. 21	at Denver	10-20	L	34,496
Oct. 28	DALLAS	7-31	L	31,750
Nov. 4	at Dallas	14-6	W	29,017
Nov. 11	at Oakland	28-20	W	11,000
Nov. 18	BOSTON	21-17	W	35,250
Nov. 25	SAN DIEGO	33-27	W	28,235
Dec. 2	DENVER	34-17	W	30,650
Dec. 9	OAKLAND	32-17	W	27,400
Dec. 15	at New York	44-10	W	8,167
<b>Dec. 23</b>	<b>DALLAS</b>	<b>17-20*</b>	<b>L</b>	<b>37,981</b>

\* Overtime

	TITANS	OPP
<b>Total First Downs</b>	<b>266</b>	<b>217</b>
Rushing	95	75
Passing	157	126
Penalty	14	16
3rd Down: Made/Att	--	--
4th Down: Made/Att	--	--
<b>Possession Avg.</b>	<b>--</b>	<b>--</b>
<b>Total Net Yards</b>	<b>4971</b>	<b>--</b>
Avg. Per Game	355.1	--
Total Plays	943	--
Avg. Per Play	5.3	--
<b>Net Yards Rushing</b>	<b>1742</b>	<b>--</b>
Avg. Per Game	124.4	--
Total Rushes	457	--
<b>Net Yards Passing</b>	<b>3229</b>	<b>--</b>
Avg. Per Game	230.6	--
Sacked/Yards Lost	11/94	--
Gross Yards	3323	--
Att./Comp.	475/227	--
Completion Pct.	47.8	--
Had Intercepted	48	--
<b>Punts/Average</b>	<b>56/41.0</b>	<b>--</b>
<b>Net Punting Avg.</b>	<b>56/41.0</b>	<b>--</b>
<b>Penalties/Yards</b>	<b>63/633</b>	<b>--</b>
<b>Fumbles/Ball Lost</b>	<b>17/9</b>	<b>--</b>
<b>Touchdowns</b>	<b>50</b>	<b>--</b>
Rushing	15	--
Passing	32	--
Returns	3	--

BY PERIODS	1	2	3	4	OT	PTS
Oilers	93	119	98	77	0	387
Opponents	79	87	47	57	0	270

SCORING	TD	RU	PA	RT	PAT	FG	S	TP
Blanda	0	0	0	0	48/49	11/26	0	81
Cannon	13	7	6	0			0	80
Hennigan	8	0	8	0			0	48
Tolar	8	7	1	0			0	48
McLeod	6	0	6	0			0	36
Dewveall	5	0	5	0			0	30
Groman	3	0	3	0			0	18
Smith	3	1	2	0			0	18
Babb	1	0	0	1			0	6
Banfield	1	0	0	1			0	6
Floyd	1	0	0	1			0	6
Frazier	1	0	1	0			0	6
<b>Oilers</b>	<b>50</b>	<b>15</b>	<b>32</b>	<b>3</b>	<b>48/49</b>	<b>11/26</b>	<b>2</b>	<b>387</b>
<b>Opponents</b>	<b>33</b>	<b>10</b>	<b>18</b>	<b>5</b>	<b>N/A</b>	<b>N/A</b>	<b>0</b>	<b>270</b>

2-Pt Conversions: Oilers 0-0, Opponents 0-0

PASSING	Att	Cmp	Pct	Yards	Yds/Att	TD	Int	Lg	Sk/Yds	Rating
Blanda	418	197	47.1	2810	6.72	27	42	78t	--	51.3
Lee	50	26	52.0	433	8.66	4	5	98t	--	68.6
Cannon	3	2	66.7	46	15.33	1	0	40t	--	149.3
Smith	3	2	66.7	34	11.33	0	0	19	--	104.9
Tolar	1	0	0.0	0	0.0	0	0	0	--	0.0
<b>Oilers</b>	<b>475</b>	<b>227</b>	<b>47.8</b>	<b>3323</b>	<b>7.00</b>	<b>32</b>	<b>48</b>	<b>98t</b>	<b>11/94</b>	<b>53.9</b>

RUSHING	No	Yds	Avg	Lg	TD
Tolar	244	1012	4.1	25	7
Cannon	147	474	3.2	64t	7
Smith	56	249	4.4	41	1
Blanda	3	6	2.0	10	0
Lee	4	1	0.3	4	0
Babb	3	0	0.0	2	0
<b>Oilers</b>	<b>457</b>	<b>1742</b>	<b>3.8</b>	<b>64t</b>	<b>15</b>

RECEIVING	No	Yds	Avg	Lg	TD
Hennigan	54	867	16.1	78t	8
McLeod	33	578	17.5	55t	6
Dewveall	33	576	17.5	98t	5
Cannon	32	451	14.1	60t	6
Tolar	30	251	8.4	35t	1
Groman	21	328	15.6	54t	3
Smith	17	117	6.9	29	2
Frazier	7	155	22.1	73t	1
<b>Oilers</b>	<b>227</b>	<b>3323</b>	<b>14.6</b>	<b>98t</b>	<b>32</b>

INTERCEPTIONS	No	Yds	Avg	Lg	TD
Norton	8	75	9.4	36	0
Banfield	6	17	2.8	11	0
Floyd	4	50	12.5	28t	1
Johnston	4	31	7.8	27	0
Glick	3	53	17.7	31	0
Jancik	2	33	16.5	33	0
Babb	2	31	15.5	31t	0
Cline	2	14	7.0	14	0
Dukes	2	11	5.5	6	0
Suci	1	22	22.0	22	0
Cutsinger	1	3	3.0	3	0
<b>Oilers</b>	<b>35</b>	<b>340</b>	<b>9.7</b>	<b>36</b>	<b>2</b>

PUNTING	No	Yds	Avg	Net	TB	In	Lg	B
Norton	56	2298	41.0	41.0	0	0	64	1
<b>Oilers</b>	<b>56</b>	<b>2298</b>	<b>41.0</b>	<b>41.0</b>	<b>0</b>	<b>0</b>	<b>64</b>	<b>1</b>

PUNT RETURNS	No	FC	Yds	Avg	Lg	TD
Jancik	14	0	116	8.3	21	0
Click	12	0	79	6.6	17	0
Banfield	2	0	71	35.5	50t	1
<b>Oilers</b>	<b>28</b>	<b>0</b>	<b>266</b>	<b>9.5</b>	<b>50t</b>	<b>1</b>

KICKOFF RETURNS	No	Yds	Avg	Lg	TD
Jancik	24	726	30.3	61	0
Cannon	18	442	24.6	38	0
Smith	2	37	18.5	23	0
Tolar	2	18	9.0	18	0
Glick	1	22	22.0	22	0
McLeod	1	0	0.0	0	0
<b>Oilers</b>	<b>48</b>	<b>1245</b>	<b>25.9</b>	<b>61</b>	<b>0</b>

FIELD GOALS	1-19	20-29	30-39	40-49	50+
<b>Oilers</b>	<b>5/7</b>	<b>2/4</b>	<b>2/4</b>	<b>1/7</b>	<b>1/4</b>

**Blanda:** (29N, 45N, 48N) (51N, 10N) (47N) (N, 16G, 37N) (47N) (18G) () (34N, 47B) (50N) () (50N, 42G, 22G, 39G, 26N) (16G, 20G) (54G, 14G, 11G) (30G, 46N)  
**Opponents:** records not available

SACKS
<b>Opponents 11.0</b>

TACKLES (Solo-Assists-Total)
records not available

### USUAL STARTING LINEUP

**OFFENSE**  
**WR** Willard Dewveall (88)  
**LT** Al Jamison (70)  
**LG** Bob Talamini (61)  
**C** Bob Schmidt (52)  
**RG** Hogan Wharton (63)  
**RT** Rich Michael (77)  
**TE** Bob McLeod (81)  
**WR** Charlie Hennigan (87)  
**QB** George Blanda (16)  
**RB** Billy Cannon (20)  
**FB** Charles Tolar (44)

**DEFENSE**  
**LE** Gary Cutsinger (80)  
**LT** Ed Culpepper (78)  
**RT** Ed Husmann (82)  
**RE** Don Floyd (75)  
**LLB** Doug Cline (31)  
**MLB** Gene Babb (33)  
**RLB** Mike Dukes (30)  
**LCB** Tony Banfield (40)  
**RCB** Mark Johnston (41)  
 Bobby Jancik (23)  
**SS** Jim Norton (43)  
**FS** Fred Glick (27)

**SPECIALISTS**  
**K** George Blanda (16)  
**P** Jim Norton (43)

**AFL All-Star Game**  
**All-AFL**

**GM:** Don Suman; **Head Coach:** Frank "Pop" Ivy  
**Asst. Coaches:** Neill Armstrong (defense), Walt Schlinkman (offense), Joe Spencer (line)

### AMERICAN FOOTBALL LEAGUE STANDINGS

EASTERN DIVISION	W	L	T	Pct
<b>Houston</b>	<b>11</b>	<b>3</b>	<b>0</b>	<b>.786</b>
Boston	9	4	1	.692
Buffalo	7	6	1	.538
N.Y. Titans	5	9	0	.357

WESTERN DIVISION	W	L	T	Pct
Dallas	11	3	0	.786
Denver	7	7	0	.500
San Diego	4	10	0	.286
Oakland	1	13	0	.071

**AFL CHAMPIONSHIP**  
 Dallas Texans 20, HOUSTON 17 (OT)

# 1961 SEASON (10-3-1 REGULAR SEASON, 1-0 PLAYOFFS) • 1ST PLACE AFL EAST

DATE	OPPONENT	SCORE	W/L	ATT
Sep. 9	OAKLAND	55-0	W	16,231
Sep. 24	at San Diego	24-34	L	29,210
Oct. 1	at Dallas	21-26	L	28,000
Oct. 8	BUFFALO	12-22	L	22,761
Oct. 13	at Boston	31-31	T	15,070
Oct. 22	DALLAS	38-7	W	21,237
Oct. 29	at Buffalo	28-16	W	23,228
Nov. 5	at Denver	55-14	W	11,564
Nov. 12	BOSTON	27-15	W	35,649
Nov. 19	NEW YORK	49-13	W	33,428
Nov. 26	DENVER	45-14	W	27,864
Dec. 3	SAN DIEGO	33-13	W	37,845
Dec. 10	at New York	48-21	W	9,462
Dec. 17	at Oakland	47-16	W	4,821
<b>Dec. 24</b>	<b>at San Diego</b>	<b>10-3</b>	<b>W</b>	<b>29,556</b>

	TITANS	OPP
<b>Total First Downs</b>	<b>293</b>	<b>235</b>
Rushing	97	87
Passing	182	126
Penalty	14	22
3rd Down: Made/Att	--	--
4th Down: Made/Att	--	--
<b>Possession Avg.</b>	<b>--</b>	<b>--</b>
<b>Total Net Yards</b>	<b>6288</b>	<b>--</b>
Avg. Per Game	449.1	--
Total Plays	964	--
Avg. Per Play	6.5	--
<b>Net Yards Rushing</b>	<b>1896</b>	<b>--</b>
Avg. Per Game	135.4	--
Total Rushes	452	--
<b>Net Yards Passing</b>	<b>4392</b>	<b>--</b>
Avg. Per Game	313.7	--
Sacked/Yards Lost	14/176	--
Gross Yards	4568	--
Att./Comp.	498/254	--
<b>Completion Pct.</b>	<b>51.0</b>	<b>--</b>
Had Intercepted	29	--
<b>Punts/Average</b>	<b>56/39.1</b>	<b>--</b>
<b>Net Punting Avg.</b>	<b>56/39.1</b>	<b>--</b>
<b>Penalties/Yards</b>	<b>83/889</b>	<b>--</b>
<b>Fumbles/Ball Lost</b>	<b>19/11</b>	<b>--</b>
<b>Touchdowns</b>	<b>66</b>	<b>--</b>
Rushing	15	--
Passing	48	--
Returns	3	--

BY PERIODS	1	2	3	4	OT	PTS
Oilers	85	180	92	156	0	513
Opponents	44	76	48	74	0	242

SCORING	TD	RU	PA	RT	PAT	FG	S	TP
Blanda	0	0	0	0	64/65	16/29	0	112
Groman	18	1	17	0	0	0	0	108
Cannon	15	6	9	0	0	0	0	90
Hennigan	12	0	12	0	0	0	0	72
Tolar	5	4	1	0	0	0	0	30
Dewveall	3	0	3	0	0	0	0	18
King	3	2	1	0	0	0	0	18
Smith	3	2	1	0	0	0	0	18
Cline	2	0	0	2	0	0	1	14
McLeod	2	0	2	0	0	0	0	12
Hall	1	0	1	0	0	0	0	6
Johnston	1	0	0	1	0	0	0	6
White	1	0	1	0	0	0	0	6
Milstead	0	0	0	0	1/1	0/0	0	1
Oilers	66	15	48	3	65/66	16/29	2	513
Opponents	33	17	13	3	0/0	0/0	0	242

2-Pt Conversions: Oilers 0-0, Opponents 0-0

RUSHING	No	Yds	Avg	Lg	TD
Cannon	200	948	4.7	61t	6
Tolar	157	577	3.7	28	4
Smith	60	258	4.3	21	2
King	12	50	4.2	17t	2
Lee	8	36	4.5	9	0
Hall	7	13	1.9	9	0
Blanda	7	12	1.7	7	0
Groman	1	2	2.0	2t	1
Oilers	452	1896	4.2	61t	15

PASSING	Att	Cmp	Pct	Yards	Yds/Att	TD	Int	Lg	Sk/Yds	Rating
Blanda	362	187	51.7	3330	9.20	36	22	80t	--	91.3
Lee	127	66	52.0	1205	9.49	12	6	80t	--	96.7
Cannon	5	0	0.0	0	0.0	0	1	0	--	0.0
Smith	2	1	50.0	33	16.50	0	0	33	--	95.8
Groman	1	0	0.0	0	0.0	0	0	0	--	39.6
Tolar	1	0	0.0	0	0.0	0	0	0	--	39.6
Oilers	498	254	51.0	4568	9.17	48	29	80t	14/176	90.7

RECEIVING	No	Yds	Avg	Lg	TD
Hennigan	82	1746	21.3	80t	12
Groman	50	1175	23.5	80t	17
Cannon	43	586	13.6	78t	9
Tolar	24	219	9.1	32	1
McLeod	14	172	12.3	18	2
White	13	238	18.3	49	1
Dewveall	12	200	16.7	66t	3
Smith	10	131	13.1	37	1
King	3	83	27.7	44t	1
Hall	1	20	20.0	20t	1
Spence	1	14	14.0	14	0
Blanda	1	-16	-16.0	-16	0
Oilers	254	4568	18.0	80t	48

INTERCEPTIONS	No	Yds	Avg	Lg	TD
Norton	9	150	16.7	36	0
Banfield	8	136	17.0	58	0
Johnston	4	59	14.8	27	0
Glick	4	28	7.0	11	0
Milstead	2	25	12.5	22	0
Morris	1	31	31.0	31	0
Laraway	1	30	30.0	30	0
Cline	1	24	24.0	24	0
Spence	1	23	23.0	23	0
Trask	1	17	17.0	17	0
Dukes	1	5	5.0	5	0
Oilers	33	528	16.0	58	0

PUNTING	No	Yds	Avg	Net	TB	In	Lg	B
Norton	48	1952	40.7	40.7	0	0	63	0
Hall	8	238	29.8	29.8	0	0	50	0
Oilers	56	2190	39.1	39.1	0	0	63	0

PUNT RETURNS	No	FC	Yds	Avg	Lg	TD
Cannon	9	0	70	7.8	20	0
King	7	0	32	4.6	10	0
Hall	2	0	1	0.5	1	0
Smith	1	0	15	15.0	15	0
Oilers	19	0	118	6.2	20	0

KICKOFF RETURNS	No	Yds	Avg	Lg	TD
Cannon	18	439	24.4	47	0
King	8	190	23.8	41	0
Hall	6	140	23.3	33	0
Dukes	4	57	14.3	23	0
Tolar	2	42	21.0	22	0
Cline	1	24	24.0	24	0
Laraway	1	22	22.0	22	0
McLeod	1	13	13.0	13	0
Smith	1	5	5.0	5	0
Wharton	1	8	8.0	8	0
Oilers	43	940	21.9	47	0

FIELD GOALS	1-19	20-29	30-39	40-49	50+
Oilers	6/7	6/8	1/2	1/6	2/6

**Blanda:** (27G, 14G) (28G) () (41N, 48N, 14G, 46N, 54N) (36N, 51N, 24G) (54N, 53G, 47N) (24N, 45N) (48G, 33G) (25G, 19G) (N) (9G) (55G, 23G, 27N) (16G, 27G, 51N) (12G)

**Opponents:** records not available

SACKS
records not available

TACKLES (Solo-Assists-Total)
records not available

### USUAL STARTING LINEUP

OFFENSE
WR <b>Bill Groman (89)</b>
LT <b>Al Jamison (70)</b>
LG <b>Bob Talamini (61)</b>
C <b>Bob Schmidt (52)</b>
RG <b>Hogan Wharton (63)</b>
RT <b>Rich Michael (77)</b>
TE <b>John White (86)</b>
<b>Bob McLeod (81)</b>
WR <b>Charlie Hennigan (87)</b>
QB <b>George Blanda (16)</b>
RB <b>Billy Cannon (20)</b>
FB <b>Charles Tolar (44)</b>
<b>DEFENSE</b>
LE <b>Dalva Allen (80)</b>
LT <b>Orville Trask (79)</b>
RT <b>Ed Husmann (82)</b>
RE <b>Don Floyd (75)</b>
LLB <b>Doug Cline (31)</b>
MLB <b>Dennit Morris (50)</b>
RLB <b>Mike Dukes (30)</b>
LCB <b>Tony Banfield (40)</b>
RCB <b>Mark Johnston (41)</b>
SS <b>Jim Norton (43)</b>
FS <b>Fred Glick (27)</b>

SPECIALISTS
K <b>George Blanda (16)</b>
P <b>Jim Norton (43)</b>

**AFL All-Star Game**  
All-AFL

**GM:** Don Suman; **Head Coach:** Lou Rymkus (five games), Wally Lemm (final nine games)  
**Asst. Coaches:** Walt Schlunkman (off. backs), Mac Speedie (ends), Joe Spencer (line), Fred Wallner (defense)

### AMERICAN FOOTBALL LEAGUE STANDINGS

EASTERN DIVISION	W	L	T	Pct
Houston	10	3	1	.769
Boston	9	4	1	.692
N.Y. Titans	7	7	0	.500
Buffalo	6	8	0	.429
<b>WESTERN DIVISION</b>	<b>W</b>	<b>L</b>	<b>T</b>	<b>Pct</b>
San Diego	12	2	0	.857
Dallas Texans	6	8	0	.429
Denver	3	11	0	.214
Oakland	2	12	0	.143

**AFL CHAMPIONSHIP**  
Houston 10, SAN DIEGO 3

# 1960 SEASON (10-4 REGULAR SEASON, 1-0 PLAYOFFS) • 1ST PLACE AFL EAST

DATE	OPPONENT	SCORE	W/L	ATT
Sep. 11	at Oakland	37-22	W	12,703
Sep. 18	LOS ANGELES	38-28	W	20,156
Sep. 25	OAKLAND	13-14	L	16,421
Oct. 9	NEW YORK	27-21	W	16,151
Oct. 16	DALLAS	20-10	W	19,026
Oct. 23	at New York	42-28	W	21,000
Oct. 30	at Buffalo	24-25	L	23,001
Nov. 6	at Denver	45-25	W	14,489
Nov. 13	at Los Angeles	21-24	L	21,805
Nov. 20	DENVER	20-10	W	20,778
Nov. 25	at Boston	24-10	W	27,123
Dec. 4	at Dallas	0-24	L	20,000
Dec. 11	BUFFALO	31-23	W	25,247
Dec. 18	BOSTON	37-21	W	22,352
Jan. 1	LOS ANGELES	24-16	W	32,183

	TITANS	OPP
<b>Total First Downs</b>	<b>262</b>	<b>282</b>
Rushing	83	90
Passing	153	164
Penalty	26	28
3rd Down: Made/Att	--	--
4th Down: Made/Att	--	--
<b>Possession Avg.</b>	<b>--</b>	<b>--</b>
<b>Total Net Yards</b>	<b>4936</b>	<b>--</b>
Avg. Per Game	352.6	--
Total Plays	930	--
Avg. Per Play	5.3	--
<b>Net Yards Rushing</b>	<b>1733</b>	<b>--</b>
Avg. Per Game	123.8	--
Total Rushes	452	--
<b>Net Yards Passing</b>	<b>3203</b>	<b>--</b>
Avg. Per Game	228.8	--
Sacked/Yards Lost	22/168	--
Gross Yards	3371	--
Att./Comp.	456/218	--
Completion Pct.	47.8	--
Had Intercepted	28	--
<b>Punts/Average</b>	<b>72/35.8</b>	<b>--</b>
<b>Net Punting Avg.</b>	<b>72/35.8</b>	<b>--</b>
<b>Penalties/Yards</b>	<b>75/750</b>	<b>--</b>
<b>Fumbles/Ball Lost</b>	<b>36/17</b>	<b>--</b>
<b>Touchdowns</b>	<b>48</b>	<b>--</b>
Rushing	15	--
Passing	31	--
Returns	2	--

BY PERIODS	1	2	3	4	OT	PTS
Oilers	93	106	91	89	0	379
Opponents	64	94	72	55	0	285

SCORING	TD	RU	PA	RT	PAT	FG	S	TP
Blanda	4	4	0	0	46/47	15/33	0	115
Groman	12	0	12	0	0	0	0	72
Cannon	7	1	5	1	0	0	0	42
Smith	7	5	2	0	0	0	0	42
Hennigan	6	0	6	0	0	0	0	36
Carson	4	0	4	0	0	0	0	24
Tolar	3	3	0	0	0	0	0	18
Cline	2	2	0	0	0	0	0	12
Atchason LG	1	0	1	0	0	0	0	6
Atchason TM	1	0	1	0	0	0	0	6
Hall	1	0	0	1	0	0	0	6
Witcher	1	0	1	0	0	0	0	6
Oilers	48	15	31	2	46/47	15/33	0	379
Opponents	36	6	28	2	0/0	0/0	0	285

2-Pt Conversions: Oilers 0-0, Opponents 0-0

RUSHING	No	Yds	Avg	Lg	TD
Cannon	152	644	4.2	39	1
Smith	154	643	4.2	65	5
Tolar	54	179	3.3	40t	3
Hall	30	118	3.9	16	0
Cline	37	105	2.8	19	2
Blanda	16	16	1.0	9	4
Talamini	0	14	--	14	0
Lee	6	11	1.8	10	0
Milstead	3	3	1.0	7	0
Oilers	452	1733	3.8	65	15

PASSING	Att	Cmp	Pct	Yards	Yds/Att	TD	Int	Lg	Sk/Yds	Rating
Blanda	363	169	46.6	2413	6.65	24	22	75	0/0	65.4
Lee	77	41	53.2	842	10.94	5	6	92t	0/0	81.2
Milstead	7	4	57.1	43	6.14	0	0	30	0/0	75.3
Smith	5	3	60.0	70	14.00	1	0	31	0/0	143.8
Cannon	3	0	0.0	0	0.00	0	0	0	0/0	39.6
Groman	1	1	100.0	3	3.00	1	0	3t	0/0	118.8
Oilers	456	218	47.8	3371	7.39	31	28	92t	22/168	69.8

RECEIVING	No	Yds	Avg	Lg	TD
Groman	72	1473	20.5	92t	12
Carson	45	604	13.4	47	4
Hennigan	44	722	16.4	73t	6
Smith	22	216	9.8	40t	2
Cannon	15	187	12.5	53t	5
Tolar	7	71	10.1	21	0
Atchason LG	5	48	9.6	14	1
Atchason TM	3	26	8.7	12	1
Witcher	4	34	8.5	13	1
Cline	4	15	3.8	10	0
J. White	1	18	18.0	18	0
Norton	1	5	5.0	5	0
Oilers	218	3371	15.5	92t	31

INTERCEPTIONS	No	Yds	Avg	Lg	TD
Johnston	4	42	10.5	33	0
Morris	4	32	8.0	26	0
Spence	4	5	1.3	5	0
Gordon	3	45	15.0	20	0
Banfield	3	22	7.3	22	0
Dukes	2	34	17.0	29	0
Kendall	2	10	5.0	10	0
Allen	1	0	0.0	0	0
Norton	1	0	0.0	0	0
Witcher	1	0	0.0	0	0
Oilers	25	190	7.6	33	0

PUNTING	No	Yds	Avg	Net	TB	In	Lg	B
Milstead	66	2365	35.8	35.8	0	0	54	0
Hall	6	210	35.0	35.0	0	0	41	0
Oilers	72	2575	35.8	35.8	0	0	54	0

PUNT RETURNS	No	FC	Yds	Avg	Lg	TD
Hall	6	0	72	12.0	26	0
Tolar	5	0	40	8.0	15	0
Cannon	4	0	96	24.0	51	0
Oilers	15	0	208	13.9	51	0

KICKOFF RETURNS	No	Yds	Avg	Lg	TD
Hall	19	594	31.3	104t	1
Tolar	13	249	19.2	35	0
Cannon	8	266	33.3	88t	1
Dukes	4	58	14.5	20	0
Cline	3	42	14.0	16	0
Jamison	1	5	5.0	5	0
J. White	0	11	--	11	0
Oilers	48	1225	25.5	104t	2

FIELD GOALS	1-19	20-29	30-39	40-49	50+
Oilers	6/14	3/5	3/5	1/6	2/3

**Blanda:** (18G,) (13G) (36G, 17N, 10G, 28N) (N, N, N, N, 22G, 36G) (19G, 40N, 23G, 47N) (N) (50G) (45N, 44G, 40N) (52N) (40N) (35N, 20N, 32N, 16G) (18N) (53G) (32G, 26G, 10G)

**Opponents:** records not available

**SACKS**  
records not available

**TACKLES (Solo-Assists-Total)**  
records not available

### USUAL STARTING LINEUP

OFFENSE	
WR	Bill Groman (89)
LT	Al Jamison (70)
LG	Bob Talamini (61)
C	George Belotti (57)
	Hugh Pitts (53)
RG	Hogan Wharton (63)
RT	Rich Michael (77)
TE	John Carson (82)
	John White (86)
WR	Charlie Hennigan (87)
QB	George Blanda (16)
RB	Billy Cannon (20)
FB	Dave Smith (32)

DEFENSE	
LE	Dalva Allen (80)
LT	Orville Trask (79)
RT	Jerry Helliun (72)
	George Shirkey (74)
RE	Don Floyd (75)
LLB	Doug Cline (31)
MLB	Dennit Morris (50)
RLB	Mike Dukes (30)
LCB	Jim Norton (43)
RCB	Mark Johnston (41)
SS	Bobby Gordon (47)
	Charles Kendall (34)
FS	Julian Spence (24)

SPECIALISTS	
K	George Blanda (16)
P	Charles Milstead (12)

### All-AFL

GM: (none); **Head Coach:** Lou Rymkus  
**Asst. Coaches:** Wally Lemm, Walt Schlinkman, Mac Speedie, Fred Wallner

### AMERICAN FOOTBALL LEAGUE STANDINGS

EASTERN DIVISION				
W	L	T	Pct	
Houston	10	4	0	.714
N.Y. Titans	7	7	0	.500
Buffalo	5	8	1	.385
Boston	5	9	0	.357

WESTERN DIVISION				
W	L	T	Pct	
L.A. Chargers	10	4	0	.714
Dallas Texans	8	6	0	.571
Oakland	6	8	0	.429
Denver	4	9	1	.308

**AFL CHAMPIONSHIP**  
HOUSTON 24, L.A. Chargers 16

## ALL-TIME PRESEASON SUMMARY

OPPONENT	WON	LOST	TIED	OPPONENT	WON	LOST	TIED	OPPONENT	WON	LOST	TIED
Titans vs. Arizona	4	3	0	Titans vs. Green Bay	8	4	0	Titans vs. Oakland	6	5	0
Titans vs. Atlanta	5	5	0	Titans vs. Indianapolis	2	5	0	Titans vs. Philadelphia	4	3	0
Titans vs. Buffalo	10	3	0	Titans vs. Kansas City	3	12	0	Titans vs. Pittsburgh	0	2	0
Titans vs. Carolina	1	2	0	Titans vs. Los Angeles	8	4	0	Titans vs. San Diego	3	7	0
Titans vs. Chicago	8	5	0	Titans vs. Miami	2	1	0	Titans vs. San Francisco	1	1	0
Titans vs. Cincinnati	1	1	0	Titans vs. Minnesota	2	7	0	Titans vs. Seattle	0	3	0
Titans vs. Cleveland	2	1	0	Titans vs. New England	6	1	0	Titans vs. Tampa Bay	3	7	0
Titans vs. Dallas	13	21	0	Titans vs. New Orleans	14	15	1	Titans vs. Washington	3	5	0
Titans vs. Denver	5	5	0	Titans vs. N.Y. Giants	2	3	0	<b>TOTALS:</b>	<b>126</b>	<b>141</b>	<b>1</b>
Titans vs. Detroit	2	3	0	Titans vs. N.Y. Jets	8	7	0				

## YEAR-BY-YEAR PRESEASON RESULTS

### 1960 (2-3)

SITE	OPPONENT	OILERS	OPP
Tulsa, Okla.	Dallas	10	27
Los Angeles	Los Angeles	13	22
Houston	Denver	42	3
Mobile, Ala.	N.Y. Titans	30	14
Dallas	Dallas	3	24

### 1961 (3-2)

SITE	OPPONENT	OILERS	OPP
San Diego	San Diego	14	27
Honolulu, Hawaii	Oakland	35	17
Honolulu, Hawaii	San Diego	28	42
Greenville, S.C.	N.Y. Titans	30	20
Mobile, Ala.	Denver	42	20

### 1962 (4-1)

SITE	OPPONENT	OILERS	OPP
Houston	N.Y. Titans	33	27
Atlanta	Denver	33	17
New Orleans	Boston	20	10
Mobile, Ala.	Buffalo	14	21
Miami	Dallas	34	31

### 1963 (3-2)

SITE	OPPONENT	OILERS	OPP
Denver	Denver	10	27
Shreveport, La.	N.Y. Jets	17	0
Lowell, Mass.	Boston	21	20
Houston	San Diego	3	21
Wichita, Kan.	Kansas City	23	17

### 1964 (1-4)

SITE	OPPONENT	OILERS	OPP
Boston	Boston	38	7
Little Rock, Ark.	San Diego	36	44
Houston	Denver	20	32
Las Vegas, Nev.	Oakland	20	34
Houston	Kansas City	17	27

### 1965 (5-0)

SITE	OPPONENT	OILERS	OPP
Alexandria, Va.	N.Y. Jets	21	16
Buffalo	Buffalo	29	7
Houston	Boston	27	6
San Antonio, Texas	Denver	25	3
Little Rock, Ark.	San Diego	13	10

### 1966 (1-3)

SITE	OPPONENT	OILERS	OPP
Houston	Oakland	26	17
Birmingham, Ala.	N.Y. Jets	10	16
Little Rock, Ark.	Buffalo	16	2
Kansas City	Kansas City	20	31

### 1967 (0-4)

SITE	OPPONENT	OILERS	OPP
Houston	Kansas City	9	34
Oakland	Oakland	7	24
Charlotte, N.C.	N.Y. Jets	7	13
Houston	Dallas	17	30

### 1968 (4-1)

SITE	OPPONENT	OILERS	OPP
Houston	Washington	9	3
Houston	N.Y. Jets	28	14
Houston	New Orleans	24	23
Tulsa, Okla.	Buffalo	37	7
Houston	Dallas	19	33

### 1969 (3-2)

SITE	OPPONENT	OILERS	OPP
Houston	Buffalo	24	7
Houston	Baltimore	29	33
Houston	Chicago	19	17
Houston	Dallas	11	14
New Orleans	New Orleans	30	14

### 1970 (2-4)

SITE	OPPONENT	OILERS	OPP
Houston	Chicago	13	23
Houston	New Orleans	10	19
Houston	Minnesota	7	14
Houston	Dallas	37	21
Los Angeles	Los Angeles	3	20
Miami	Philadelphia	27	7

### 1971 (4-3)

SITE	OPPONENT	OILERS	OPP
Canton, Ohio	Los Angeles	6	17
Houston	N.Y. Giants	35	6
St. Louis	St. Louis	14	16
Houston	Philadelphia	21	17
Houston	Dallas	20	28
Houston	Chicago	37	17
New Orleans	New Orleans	24	17

### 1972 (2-3-1)

SITE	OPPONENT	OILERS	OPP
Dallas	Dallas	24	25
Chicago	Chicago	17	20
Houston	Green Bay	20	3
Houston	St. Louis	33	24
Minnesota	Minnesota	14	26
Houston	New Orleans	14	14

### 1973 (2-4)

SITE	OPPONENT	OILERS	OPP
Houston	N.Y. Jets	13	16
Houston	Chicago	7	34
Green Bay	Green Bay	14	33
Houston	Dallas	27	24
Houston	Baltimore	20	9
New Orleans	New Orleans	10	16

### 1974 (3-3)

SITE	OPPONENT	OILERS	OPP
Houston	N.Y. Giants	16	7
Washington	Washington	48	3
Dallas	Dallas	13	19
Houston	Atlanta	6	10
Houston	Chicago	37	20
Houston	New Orleans	16	24

### 1975 (3-3)

SITE	OPPONENT	OILERS	OPP
New Orleans	New Orleans	13	7
Houston	Washington	24	13
Denver	Denver	21	27
Houston	Dallas	14	17
Houston	Baltimore	21	26
Chicago	Chicago	24	13

### 1976 (0-6)

SITE	OPPONENT	OILERS	OPP
Kansas City	Kansas City (OT)	3	9
Houston	New Orleans	10	13
Houston	N.Y. Giants	14	30
Houston	N.Y. Jets	24	27
Houston	Miami	6	10
Dallas	Dallas (OT)	20	26

### 1977 (2-4)

SITE	OPPONENT	OILERS	OPP
Oakland	Oakland	0	40
Houston	Baltimore	7	14
Houston	Chicago	10	14
Houston	San Francisco	17	3
Houston	Dallas	23	14
New Orleans	New Orleans	16	20

### 1978 (1-3)

SITE	OPPONENT	OILERS	OPP
Houston	Denver	12	17
Houston	Philadelphia	10	28
Dallas	Dallas	27	13
Houston	New Orleans	3	17

## PRESEASON RESULTS

**1979 (1-3)**

SITE	OPPONENT	OILERS	OPP
Houston	N.Y. Jets	14	21
Houston	St. Louis	9	7
Dallas	Dallas	13	16
New Orleans	New Orleans	7	10

**1980 (2-2)**

SITE	OPPONENT	OILERS	OPP
Houston	Tampa Bay	7	21
Houston	New Orleans	20	17
Dallas	Dallas	13	20
Houston	Buffalo	24	7

**1981 (1-3)**

SITE	OPPONENT	OILERS	OPP
Houston	Philadelphia	13	10
New Orleans	New Orleans	7	27
Tampa Bay	Tampa Bay	17	27
Dallas	Dallas	20	28

**1982 (2-2)**

SITE	OPPONENT	OILERS	OPP
Houston	New Orleans	22	20
Houston	N.Y. Jets	16	33
Houston	Tampa Bay	21	6
Dallas	Dallas	14	20

**1983 (0-4)**

SITE	OPPONENT	OILERS	OPP
Houston	Baltimore	0	15
Houston	Tampa Bay	17	23
New Orleans	New Orleans	13	20
Dallas	Dallas	31	34

**1984 (1-3)**

SITE	OPPONENT	OILERS	OPP
Tampa Bay	Tampa Bay	17	30
Houston	N.Y. Jets	36	17
Houston	New Orleans	19	31
Dallas	Dallas	24	31

**1985 (1-4)**

SITE	OPPONENT	OILERS	OPP
Canton, Ohio	N.Y. Giants	20	21
Los Angeles	L.A. Rams	3	7
New Orleans	New Orleans	23	20
Houston	Kansas City	19	24
Dallas	Dallas	10	20

**1986 (4-0)**

SITE	OPPONENT	OILERS	OPP
Los Angeles	L.A. Rams	17	14
Houston	Buffalo	23	20
Houston	New Orleans	24	13
Dallas	Dallas	17	14

**1987 (2-2)**

SITE	OPPONENT	OILERS	OPP
Houston	Kansas City	20	32
New Orleans	New Orleans	16	13
Indianapolis	Indianapolis	6	17
Dallas	Dallas	18	13

**1988 (4-0)**

SITE	OPPONENT	OILERS	OPP
Houston	Buffalo	13	9
Memphis, Tenn.	New England	27	14
Los Angeles	L.A. Rams	20	17
Dallas	Dallas	54	10

**1989 (2-2)**

SITE	OPPONENT	OILERS	OPP
Tampa Bay	Tampa Bay	23	41
Jacksonville, Fla.	Miami	26	10
Oakland	L.A. Raiders	23	21
Dallas	Dallas	28	30

**1990 (1-3)**

SITE	OPPONENT	OILERS	OPP
Houston	Detroit	10	34
Houston	N.Y. Giants	10	13
Minnesota	Minnesota	21	22
Dallas	Dallas	27	6

**1991 (2-2)**

SITE	OPPONENT	OILERS	OPP
San Diego	San Diego	29	31
Houston	Atlanta	7	36
Houston	Dallas	30	20
Memphis, Tenn.	L.A. Rams	16	13

**1992 (4-1)**

SITE	OPPONENT	OILERS	OPP
Tokyo, Japan	Dallas	34	23
Detroit	Detroit	17	7
Dallas	Dallas	17	16
New Orleans	New Orleans	33	3
Los Angeles	L.A. Raiders	26	30

**1993 (1-3)**

SITE	OPPONENT	OILERS	OPP
San Antonio, Texas	New Orleans	28	37
Houston	Detroit	20	24
San Antonio, Texas	Dallas	23	20
Houston	Seattle	10	20

**1994 (2-3)**

SITE	OPPONENT	OILERS	OPP
Kansas City	Kansas City	17	24
San Antonio, Texas	San Diego	31	3
Mexico City, Mexico	Dallas	6	0
San Antonio, Texas	Buffalo	16	18
Houston	L.A. Raiders	23	24

**1995 (0-3)**

SITE	OPPONENT	OILERS	OPP
Houston	Arizona	13	16
Knoxville, Tenn.	Washington (OT)	13	16
Houston	San Diego	canceled	
San Antonio, Texas	Dallas	0	10

**1996 (2-2)**

SITE	OPPONENT	OILERS	OPP
Jackson, Miss.	N.Y. Jets	31	13
Houston	Indianapolis	16	12
Houston	Detroit	23	34
Orlando, Fla.	Dallas	19	24

**1997 (0-4)**

SITE	OPPONENT	OILERS	OPP
Memphis, Tenn.	New Orleans	12	21
Nashville	Washington	12	18
Nashville	San Diego	7	21
Dallas	Dallas	10	34

**1998 (3-1)**

SITE	OPPONENT	OILERS	OPP
Atlanta	Atlanta	31	16
Nashville	Washington	24	27
New Orleans	New Orleans	26	24
Nashville	Denver	16	13

**1999 (1-3)**

SITE	OPPONENT	TITANS	OPP
Kansas City	Kansas City	20	22
Phoenix	Arizona	17	27
Nashville	Atlanta	17	3
Nashville	New Orleans	11	12

**2000 (3-1)**

SITE	OPPONENT	TITANS	OPP
Nashville	Kansas City	14	10
Nashville	St. Louis	30	3
Philadelphia	Philadelphia	32	34
Chicago	Chicago	34	28

**2001 (3-1)**

SITE	OPPONENT	TITANS	OPP
Nashville	Chicago	27	24
St. Louis	St. Louis	23	10
Nashville	Philadelphia	14	20
Detroit	Detroit	28	25

**2002 (2-2)**

SITE	OPPONENT	TITANS	OPP
Nashville	St. Louis	28	26
Nashville	Oakland	24	14
Minnesota	Minnesota	10	14
Green Bay	Green Bay	20	21

**2003 (4-0)**

SITE	OPPONENT	TITANS	OPP
Nashville	Cleveland	10	6
Nashville	Buffalo	37	24
Cincinnati	Cincinnati	23	15
Green Bay	Green Bay	27	3

**2004 (3-1)**

SITE	OPPONENT	TITANS	OPP
Nashville	Cleveland	24	3
Buffalo	Buffalo	16	15
Dallas	Dallas	17	20
Nashville	Green Bay	27	7

**2005 (1-3)**

SITE	OPPONENT	TITANS	OPP
Nashville	Tampa Bay (OT)	10	17
Atlanta	Atlanta	24	21
San Francisco	San Francisco (OT)	13	16
Nashville	Green Bay	17	21

**2006 (1-3)**

SITE	OPPONENT	TITANS	OPP
Nashville	New Orleans	16	19
Denver	Denver	10	35
Nashville	Atlanta	6	20
Green Bay	Green Bay	35	21

**2007 (3-1)**

SITE	OPPONENT	TITANS	OPP
Nashville	Washington	6	14
New England	New England	27	24
Buffalo	Buffalo	28	17
Nashville	Green Bay	30	14

**2008 (3-1)**

SITE	OPPONENT	TITANS	OPP
Nashville	St. Louis	34	13
Nashville	Oakland	17	16
Atlanta	Atlanta	3	17
Green Bay	Green Bay	23	21

## PRESEASON RESULTS

### 2009 (3-2)

SITE	OPPONENT	TITANS	OPP
Canton, Ohio	Buffalo	21	18
Nashville	Tampa Bay	27	20
Dallas	Dallas	10	30
Cleveland	Cleveland	17	23
Nashville	Green Bay	27	13

### 2010 (2-2)

SITE	OPPONENT	TITANS	OPP
Seattle	Seattle	18	20
Nashville	Arizona	24	10
Carolina	Carolina	7	15
Nashville	New Orleans	27	24

### 2011 (3-1)

SITE	OPPONENT	TITANS	OPP
Nashville	Minnesota	14	13
St. Louis	St. Louis	16	17
Nashville	Chicago	14	13
New Orleans	New Orleans	32	9

### 2012 (3-1)

SITE	OPPONENT	TITANS	OPP
Seattle	Seattle	17	27
Tampa Bay	Tampa Bay	30	7
Nashville	Arizona	32	27
Nashville	New Orleans	10	6

### 2013 (1-3)

SITE	OPPONENT	TITANS	OPP
Nashville	Washington	21	22
Cincinnati	Cincinnati	19	27
Nashville	Atlanta	27	16
Minnesota	Minnesota	23	24

### 2014 (2-2)

SITE	OPPONENT	TITANS	OPP
Nashville	Green Bay	20	16
New Orleans	New Orleans	24	31
Atlanta	Atlanta	24	17
Nashville	Minnesota	3	19

### 2015 (2-2)

SITE	OPPONENT	TITANS	OPP
Atlanta	Atlanta	24	31
Nashville	St. Louis	27	14
Kansas City	Kansas City	10	34
Nashville	Minnesota	24	17

### 2016 (3-1)

SITE	OPPONENT	TITANS	OPP
Nashville	San Diego	27	10
Nashville	Carolina	16	26
Oakland	Oakland	27	14
Miami	Miami	21	10

### 2017 (1-3)

SITE	OPPONENT	TITANS	OPP
East Rutherford	N.Y. Jets	3	7
Nashville	Carolina	34	27
Nashville	Chicago	7	19
Kansas City	Kansas City	6	30

### 2018 (0-4)

SITE	OPPONENT	TITANS	OPP
Green Bay	Green Bay	17	31
Nashville	Tampa Bay	14	30
Pittsburgh	Pittsburgh	6	16
Nashville	Minnesota	3	13

### 2019 (2-2)

SITE	OPPONENT	TITANS	OPP
Philadelphia	Philadelphia	27	10
Nashville	New England	17	22
Nashville	Pittsburgh	6	18
Chicago	Chicago	19	15



## TITANS VS. THE NFL

*All-time regular season and playoff records versus 31 current NFL opponents*

OPPONENT	FIRST MEETING	REGULAR SEASON			POSTSEASON			COMBINED			STREAK	LAST TIME
		HOME	AWAY	TOTAL	HOME	AWAY	TOTAL	HOME	AWAY	TOTAL		
Arizona Cardinals	1970	2-4-0	2-3-0	4-7-0	0-0	0-0	0-0	2-4-0	2-3-0	4-7-0	L2	12/10/17 at Ari, L 7-12
Atlanta Falcons	1972	5-2-0	3-5-0	8-7-0	0-0	0-0	0-0	5-2-0	3-5-0	8-7-0	W1	9/29/19 at Atl, W 24-10
Baltimore Ravens	1996	6-5-0	4-5-0	10-10-0	0-2	2-0	2-2	6-7-0	6-5-0	12-12-0	W1	1/11/20 at Bal, W 28-12
Buffalo Bills	1960	13-8-0	14-9-0	27-17-0	1-0	0-2	1-2	14-8-0	14-11-0	28-19-0	L3	10/6/19 at Ten, L 7-14
Carolina Panthers	1996	1-2-0	2-1-0	3-3-0	0-0	0-0	0-0	1-2-0	2-1-0	3-3-0	L2	11/3/19 at Car, L 20-30
Chicago Bears	1973	2-4-0	4-2-0	6-6-0	0-0	0-0	0-0	2-4-0	4-2-0	6-6-0	W1	11/27/16 at Chi, W 27-21
Cincinnati Bengals	1968	23-13-1	17-20-0	40-33-1	0-0	0-1	0-1	23-13-1	17-21-0	40-34-1	W1	11/12/17 at Ten, W 24-20
Cleveland Browns	1970	14-19-0	17-16-0	31-35-0	0-0	1-0	1-0	14-19-0	17-16-0	31-35-0	W3	9/8/19 at Cle, W 43-13
Dallas Cowboys	1970	2-5-0	5-3-0	7-8-0	0-0	0-0	0-0	2-5-0	5-3-0	7-8-0	W1	11/5/18 at Dal, W 28-14
Denver Broncos	1960	15-6-0	7-10-1	22-16-1	1-0	0-2	1-2	16-6-0	7-12-1	23-18-1	L1	10/13/19 at Den, L 0-16
Detroit Lions	1971	5-2-0	4-1-0	9-3-0	0-0	0-0	0-0	5-2-0	4-1-0	9-3-0	W5	9/18/16 at Det, W 16-15
Green Bay Packers	1972	3-3-0	4-2-0	7-5-0	0-0	0-0	0-0	3-3-0	4-2-0	7-5-0	W1	11/13/16 at Ten, W 47-25
Houston Texans	2002	11-7-0	8-10-0	19-17-0	0-0	0-0	0-0	11-7-0	8-10-0	19-17-0	W1	12/29/19 at Hou, W 35-14
Indianapolis Colts	1970	8-15-0	8-19-0	16-34-0	0-0	1-0	1-0	8-15-0	9-19-0	17-34-0	W1	12/1/19 at Ind, W 31-17
Jacksonville Jaguars	1995	16-9-0	13-12-0	29-21-0	0-0	1-0	1-0	16-9-0	14-12-0	30-21-0	W1	11/24/19 at Ten, W 42-20
Kansas City Chiefs	1960	13-10-0	10-17-0	23-27-0	0-2	1-1	1-3	13-12-0	11-18-0	24-30-0	L1	1/19/20 at KC, L 24-35
Las Vegas Raiders	1960	15-14-0	6-12-0	21-26-0	0-0	0-4	0-4	15-14-0	6-16-0	21-30-0	W1	12/8/19 at Oak, W 42-21
Los Angeles Chargers	1960	12-9-0	3-18-1	15-27-1	1-0	2-1	3-1	13-9-0	5-19-1	18-28-1	W1	10/20/19 at Ten, W 23-20
Los Angeles Rams	1973	3-4-0	2-3-0	5-7-0	0-0	0-0	0-1*	3-4-0	2-3-0	5-8-0*	L1	12/24/17 at Ten, L 23-27
Miami Dolphins	1966	8-8-0	8-13-0	16-21-0	0-0	1-0	1-0	8-8-0	9-13-0	17-21-0	L2	9/9/18 at Mia, L 20-27
Minnesota Vikings	1974	3-2-0	1-7-0	4-9-0	0-0	0-0	0-0	3-2-0	1-7-0	4-9-0	L2	9/11/16 at Ten, L 16-25
New England Patriots	1960	11-7-0	5-16-1	16-23-1	0-0	2-2	2-2	11-7-0	7-18-1	18-25-1	W2	1/4/20 at NE, W 20-13
New Orleans Saints	1971	2-4-1	6-2-0	8-6-1	0-0	0-0	0-0	2-4-1	6-2-0	8-6-1	L1	12/22/19 at TEN, L 28-38
New York Giants	1973	3-3-0	3-3-0	6-6-0	0-0	0-0	0-0	3-3-0	3-3-0	6-6-0	W1	12/16/18 at NY, W 17-0
New York Jets	1960	18-6-0	6-13-1	24-19-1	1-0	0-0	1-0	19-7-0	6-12-1	25-19-1	W1	12/2/18 at Ten, W 26-22
Philadelphia Eagles	1972	3-3-0	2-4-0	5-7-0	0-0	0-0	0-0	3-3-0	2-4-0	5-7-0	W1	9/30/18 at Ten, W 26-23 OT
Pittsburgh Steelers	1970	19-18-0	12-25-0	31-43-0	1-1	0-2	1-3	20-19-0	12-27-0	32-46-0	L2	11/16/17 at Pit, L 17-40
San Francisco 49ers	1970	2-5-0	3-4-0	5-9-0	0-0	0-0	0-0	2-5-0	3-4-0	5-9-0	L2	12/17/17 at SF, L 23-25
Seattle Seahawks	1977	4-3-0	2-7-0	6-10-0	1-0	0-0	1-0	5-3-0	2-7-0	7-10-0	W1	9/24/17 at Ten, W 33-27
Tampa Bay Buccaneers	1976	8-0-0	2-2-0	10-2-0	0-0	0-0	0-0	8-0-0	2-2-0	10-2-0	W3	10/27/19 at Ten, W 27-23
Washington	1971	4-2-0	3-4-0	7-6-0	0-0	0-0	0-0	3-2-0	3-4-0	6-6-0	W1	12/22/18 at Ten, W 25-16

\* Series vs. Los Angeles includes Super Bowl XXXIV loss in Atlanta, Ga.

^ Game played in London, U.K.

**Notes:** The Cardinals were previously the Phoenix Cardinals (1988-93), St. Louis Cardinals (1960-87) and Chicago Cardinals (1920-59). The Bears were previously the Decatur Staleys (1920) and Chicago Staleys (1921). The Browns did not play from 1996-98 and rejoined league as expansion team in 1999. The Colts were previously the Baltimore Colts (1953-83). The Chiefs were previously the Dallas Texans (1960-62). The Patriots were previously the Boston Patriots (1960-70). The Jets were previously the New York Titans (1960-62). The Raiders were previously the Oakland Raiders (1960-81 and 1995-2019) and the Los Angeles Raiders (1982-94). The Rams were previously the Cleveland Rams (1937-42, 1944-45) and the St. Louis Rams (1995-2015).

## TEAM-BY-TEAM RESULTS

### Oilers/Titans Home Stadium Dates

1960-64: Jeppesen Stadium, Houston  
 1965-67: Rice Stadium, Houston  
 1968-96: Astrodome, Houston  
 1997: Liberty Bowl, Memphis  
 1998: Vanderbilt Stadium, Nashville  
 1999-Present: Nissan Stadium, Nashville

### Abbreviations

AFL Champ - AFL Championship game  
 AFL Div - AFL Divisional playoff game  
 WC - first round playoff game (Wild Card)  
 Div - Divisional playoff game  
 Champ - AFC Championship game  
 SB - Super Bowl XXXIV



### vs. ARIZONA CARDINALS

Regular Season: 4-7 (Home 2-4, Away 2-3) • Playoffs: 0-0

Date	Site	W/L	Score
11-1-70	St.L	L	0-44
10-20-74	Hou	L	27-31
10-7-79	Hou	L	17-24
10-27-85	St.L	W	20-10
11-20-88	Hou	W	38-20
12-4-94	Hou	L	12-30
10-26-97	Ariz	W	41-14
10-23-05	Ariz	L	10-20

Date	Site	W/L	Score
11-29-09	Tenn	W	20-17
12-15-13	Tenn	L	34-37 OT
12-10-17	Ariz	L	7-12

Points: Titans 226, Cardinals 259  
 Longest Win Streak: 2 (1985-88)  
 Longest Losing Streak: 3 (1970-79)  
 At Nissan Stadium: 1-1  
 At Univ. of Phoenix Stadium: 0-1



### vs. ATLANTA FALCONS

Regular Season: 8-7 (Home 5-2, Away 3-5) • Playoffs: 0-0

Date	Site	W/L	Score
12-3-72	Atl	L	10-20
11-28-76	Hou	W	20-14
9-3-78	Atl	L	14-20
11-29-81	Hou	L	27-31
9-23-84	Atl	L	10-42
10-25-87	Hou	W	37-33

Date	Site	W/L	Score
9-9-90	Atl	L	27-47
12-5-93	Hou	W	33-17
10-13-96	Atl	W	23-13
12-19-99	Tenn	W	30-17
11-23-03	Atl	W	38-31
10-7-07	Tenn	W	20-13

Date	Site	W/L	Score
11-20-11	Atl	L	17-23
10-25-15	Ten	L	7-10
9-29-19	Atl	W	24-10

Points: Titans 337, Falcons 341  
 Longest Win Streak: 5 (1993-2007)  
 Longest Losing Streak: 3 (1978-84)  
 At Nissan Stadium: 2-1  
 At Georgia Dome: 2-1  
 At Mercedes-Benz Stadium: 1-0



### vs. BALTIMORE RAVENS

Regular Season: 10-10 (Home 6-5, Away 4-5) • Playoffs: 2-2 (Home 0-2, Away 2-0)

Date	Site	W/L	Score
9-15-96	Hou	W	29-13
12-22-96	Balt	W	24-21 OT
9-21-97	Tenn	L	10-36
12-14-97	Balt	L	19-21
10-11-98	Balt	W	12-8
12-6-98	Tenn	W	16-14
10-10-99	Tenn	W	14-11
12-5-99	Balt	L	14-41

Date	Site	W/L	Score
10-22-00	Balt	W	14-6
11-12-00	Tenn	L	23-24
1-7-01	Tenn	L	10-24 (Div)
10-7-01	Balt	L	7-26
11-12-01	Tenn	L	10-16
11-24-02	Balt	L	12-13
1-3-04	Balt	W	20-17 (WC)
9-18-05	Tenn	W	25-10

Date	Site	W/L	Score
11-12-06	Tenn	L	26-27
10-05-08	Balt	W	13-10
1-10-09	Tenn	L	10-13 (Div)
9-18-11	Tenn	W	26-13
11-9-14	Balt	L	7-21
11-5-17	Tenn	W	23-20
10-14-18	Tenn	L	0-21
1-11-20	Balt	W	28-12 (Div)

Points: Titans 392, Ravens 438  
 Longest Win Streak: 3 (1998-99)  
 Longest Losing Streak: 5 (2000-02)  
 At Nissan Stadium: 4-6  
 At M&T Bank Stadium: 5-4  
 Series Sweeps: Titans (1996, 98); Ravens (1997, 2001)



### vs. BUFFALO BILLS

Regular Season: 27-16 (Home 13-8, Away 14-8) • Playoffs: 1-2 (Home 1-0, Away 0-2)

Date	Site	W/L	Score
10-30-60	Buff	L	24-25
12-11-60	Hou	W	31-23
10-8-61	Hou	L	12-22
10-29-61	Buff	W	28-16
9-9-62	Buff	W	28-23
10-7-62	Hou	W	17-14
9-28-63	Buff	W	31-20
10-20-63	Hou	W	28-14
10-11-64	Hou	L	17-48
11-1-64	Buff	L	10-24
10-31-65	Buff	W	19-17
12-5-65	Hou	L	18-29
9-25-66	Buff	L	20-27
11-20-66	Hou	L	20-42
9-17-67	Buff	W	20-3

Date	Site	W/L	Score
10-29-67	Hou	W	10-3
10-27-68	Buff	W	30-7
12-7-68	Hou	W	35-6
9-21-69	Buff	W	17-3
10-5-69	Hou	W	28-14
12-12-71	Buff	W	20-14
11-10-74	Buff	W	21-9
9-19-76	Buff	W	13-3
10-15-78	Hou	W	17-10
9-25-83	Buff	L	13-30
11-10-85	Buff	L	0-20
12-21-86	Hou	W	16-7
9-20-87	Buff	L	30-34
1-1-89	Buff	L	10-17 (Div)
9-24-89	Hou	L	41-47 OT

Date	Site	W/L	Score
11-26-90	Hou	W	27-24
12-27-92	Hou	W	27-3
1-3-93	Buff	L	38-41 OT (WC)
10-11-93	Buff	L	7-35
9-18-94	Hou	L	7-15
12-24-95	Buff	W	28-17
11-23-97	Tenn	W	31-14
1-8-00	Tenn	W	22-16 (WC)
9-3-00	Buff	L	13-16
12-14-03	Tenn	W	28-26
12-24-06	Buff	W	30-29
11-15-09	Tenn	W	41-17
12-4-11	Buff	W	23-17
10-21-12	Buff	W	35-34
10-11-15	Tenn	L	13-14

Points: Titans 1,000, Bills 902  
 Longest Win Streak: 10 (1967-78)  
 Longest Losing Streak: 3 (last 2015-19)  
 At Nissan Stadium: 3-1 overall (1-0 post)  
 At Ralph Wilson Stadium: 6-7 overall (0-2 postseason)  
 At New Era Field: 0-1 overall  
 Series Sweeps: Titans (1962, 63, 67, 68, 69); Bills (1964, 66)



### vs. CAROLINA PANTHERS

Regular Season: 3-3 (Home 1-2, Away 2-1) • Playoffs: 0-0

Date	Site	W/L	Score
11-24-96	Hou	L	6-31
10-19-03	Car	W	37-17
11-4-07	Tenn	W	20-7
11-13-11	Car	W	30-3
11-15-15	Tenn	L	10-27

Date	Site	W/L	Score
11-3-19	Car	L	20-30

Total Points: Titans 123, Panthers 115  
 Longest Win Streak: 3 (2003-11)  
 Longest Losing Streak: 2 (2015-19)  
 At Nissan Stadium: 1-1  
 At Bank of America Stadium: 2-1





vs. CHICAGO BEARS

Regular Season: 6-6 (Home 2-4, Away 4-2) • Playoffs: 0-0

Date	Site	W/L	Score
10-28-73	Chi	L	14-35
11-6-77	Hou	W	47-0
11-16-80	Chi	W	10-6
10-12-86	Hou	L	7-20
10-15-89	Chi	W	33-28

Date	Site	W/L	Score
12-7-92	Hou	W	24-7
10-22-95	Chi	L	32-35
10-25-98	Tenn	L	20-23
11-14-04	Tenn	L	17-19 OT
11-9-08	Chi	W	21-14

Date	Site	W/L	Score
11-4-12	Tenn	L	20-51
11-27-16	Chi	W	27-21

**Total Points:** Titans 272, Bears 249  
**Longest Win Streak:** 2 (last 1989-92)  
**Longest Losing Streak:** 3 (1995-04)  
**At Nissan Stadium:** 0-2  
**At Soldier Field:** 4-2



vs. CINCINNATI BENGALS

Regular Season: 40-33-1 (Home 23-13-1, Away 17-20) • Playoffs: 0-1 (Home 0-0, Away 0-1)

Date	Site	W/L	Score
11-3-68	Cin	W	27-17
11-9-69	Hou	T	31-31
10-4-70	Cin	W	20-13
12-13-70	Hou	L	20-30
10-31-71	Hou	W	10-6
11-21-71	Cin	L	13-28
10-29-72	Cin	L	7-30
12-17-72	Hou	L	17-61
9-23-73	Cin	L	10-24
12-16-73	Hou	L	24-27
10-27-74	Cin	W	21-34
11-17-74	Hou	W	20-3
10-5-75	Hou	L	19-21
11-30-75	Cin	L	19-23
10-24-76	Hou	L	7-27
11-14-76	Cin	L	27-31
10-30-77	Cin	L	10-13 OT
12-18-77	Hou	W	21-16
10-29-78	Cin	L	13-28
11-26-78	Hou	W	17-10
9-23-79	Cin	W	30-27 OT
11-18-79	Hou	W	42-21

Date	Site	W/L	Score
9-28-80	Cin	W	13-10
10-26-80	Hou	W	23-3
10-4-81	Hou	W	17-10
11-1-81	Cin	L	21-34
9-12-82	Cin	L	6-27
1-2-83	Hou	L	27-35
11-6-83	Hou	L	14-55
11-20-83	Cin	L	10-38
10-7-84	Cin	L	3-13
10-28-84	Hou	L	13-31
10-20-85	Hou	W	27-44
12-1-85	Cin	L	27-45
10-19-86	Cin	L	28-31
11-9-86	Hou	W	32-28
11-1-87	Cin	W	31-29
12-27-87	Hou	W	21-17
10-23-88	Cin	L	21-44
12-11-88	Hou	W	41-6
11-13-89	Hou	W	26-24
12-17-89	Cin	L	7-61
10-14-90	Hou	W	48-17
12-23-90	Cin	L	20-40

Date	Site	W/L	Score
1-6-91	Cin	L	14-41 (WC)
9-8-91	Cin	W	30-7
10-27-91	Hou	W	35-3
10-11-92	Cin	W	38-24
10-25-92	Hou	W	26-10
10-24-93	Hou	W	28-12
11-14-93	Cin	W	38-3
9-25-94	Hou	W	20-13
11-13-94	Cin	L	31-34
9-24-95	Cin	W	38-28
11-12-95	Hou	L	25-32
10-6-96	Cin	W	30-27 OT
12-15-96	Hou	L	13-21
10-12-97	Tenn	W	30-7
12-4-97	Cin	L	14-41
9-6-98	Cin	W	23-14
10-18-98	Tenn	W	44-14
9-12-99	Tenn	W	36-35
11-14-99	Cin	W	24-14
10-8-00	Cin	W	23-14
12-10-00	Tenn	W	35-3
11-18-01	Cin	W	20-7

Date	Site	W/L	Score
1-6-02	Tenn	L	21-23
10-27-02	Cin	W	30-24
10-31-04	Tenn	W	27-20
10-16-05	Tenn	L	23-31
11-25-07	Cin	L	6-35
9-14-08	Cin	W	24-7
11-6-11	Tenn	L	17-24
9-21-14	Cin	L	7-33
11-12-17	Tenn	W	24-20

**Total Points:** Titans 1,725, Bengals 1,754  
**Longest Win Streak:** 7 (last 1998-01)  
**Longest Losing Streak:** 7 (1981-84)  
**At Nissan Stadium:** 4-3  
**At Paul Brown Stadium:** 4-2  
**Series Sweeps:** Titans (1974, 79, 80, 87, 91, 92, 93, 98, 99, 00); Bengals (1972, 73, 75, 76, 82, 83, 84)



vs. CLEVELAND BROWNS

Regular Season: 31-35 (Home 14-19, Away 17-16) • Playoffs: 1-0 (Home 0-0, Away 1-0)

Date	Site	W/L	Score
11-22-70	Clev	L	14-28
12-7-70	Hou	L	10-21
9-19-71	Clev	L	0-31
11-28-71	Hou	L	24-27
10-22-72	Hou	L	17-23
11-5-72	Clev	L	0-20
10-21-73	Clev	L	13-42
11-11-73	Hou	L	13-23
9-22-74	Clev	L	7-20
12-15-74	Hou	W	24-28
10-12-75	Clev	W	10-40
12-21-75	Hou	W	10-21
11-7-76	Hou	L	7-21
12-5-76	Clev	L	10-13
10-16-77	Hou	L	23-24
12-11-77	Clev	W	15-19
10-1-78	Clev	W	13-16
11-5-78	Hou	W	10-14
9-30-79	Hou	W	31-10
12-2-79	Clev	L	7-14

Date	Site	W/L	Score
9-15-80	Clev	W	7-16
11-30-80	Hou	L	14-17
9-13-81	Clev	W	9-3
12-3-81	Hou	W	17-13
12-26-82	Hou	L	14-20
10-30-83	Clev	L	19-25 OT
12-11-83	Hou	W	27-34
11-25-84	Clev	L	10-27
12-16-84	Hou	L	20-27
10-13-85	Hou	L	6-21
12-15-85	Clev	L	21-28
9-14-86	Hou	L	20-23
11-30-86	Clev	L	10-13 OT
10-11-87	Clev	W	15-10
11-22-87	Hou	L	7-40
11-7-88	Hou	W	24-17
12-18-88	Clev	L	23-28
12-24-88	Clev	W	24-23 (WC)
10-29-89	Clev	L	17-28
12-23-89	Hou	L	20-24

Date	Site	W/L	Score
11-18-90	Clev	W	35-23
12-9-90	Hou	W	58-14
11-17-91	Hou	W	28-24
12-15-91	Clev	W	17-14
11-8-92	Hou	L	14-24
12-20-92	Clev	W	17-14
11-21-93	Clev	W	27-20
12-12-93	Hou	W	19-17
10-13-94	Hou	L	8-11
11-27-94	Clev	L	10-34
9-17-95	Hou	L	7-14
11-5-95	Clev	W	37-10
9-19-99	Tenn	W	26-9
11-28-99	Clev	W	33-21
11-19-00	Tenn	W	24-10
12-17-00	Clev	W	24-0
12-2-01	Clev	W	31-15
12-30-01	Tenn	L	38-41
9-22-02	Tenn	L	28-31 OT
11-6-05	Clev	L	14-20

Date	Site	W/L	Score
12-7-08	Tenn	W	28-9
10-2-11	Clev	W	31-13
10-5-14	Tenn	L	28-29
9-20-15	Clev	L	14-28
10-16-16	Tenn	W	28-26
10-22-17	Clev	W	12-9
9-8-19	Clev	W	43-13

**Total Points:** Titans 1,333, Browns 1,323  
**Longest Win Streak:** 6 (1995-01)  
**Longest Losing Streak:** 9 (1970-74)  
**At Nissan Stadium:** 4-3  
**At FirstEnergy Stadium:** 6-2  
**Series Sweeps:** Titans (1975, 78, 81, 90, 91, 93, 99, 00); Browns (1970, 71, 72, 73, 76, 84, 85, 86, 89, 94)



vs. DALLAS COWBOYS

Regular Season: 7-8 (Home 2-5, Away 5-3) • Playoffs: 0-0

Date	Site	W/L	Score
12-20-70	Dal	L	10-52
11-24-74	Hou	L	0-10
11-22-79	Dal	W	30-24
12-13-82	Hou	L	7-37
9-29-85	Hou	L	10-17
11-24-88	Dal	W	25-17
11-10-91	Hou	W	26-23 OT
9-11-94	Dal	L	17-20

Date	Site	W/L	Score
11-27-97	Dal	W	27-14
12-25-00	Tenn	W	31-0
9-15-02	Dal	L	13-21
10-1-06	Tenn	L	14-45
10-10-10	Dal	W	34-27
9-14-14	Tenn	L	10-26
11-5-18	Dal	W	28-14

**Total Points:** Titans 282, Cowboys 347  
**Longest Win Streak:** 2 (last 1997-00)  
**Longest Losing Streak:** 2 (last 2002-06)  
**At Nissan Stadium:** 1-1  
**At AT&T Stadium:** 2-0



vs. DENVER BRONCOS

Regular Season: 22-16-1 (Home 15-6, Away 7-10-1) • Playoffs: 1-2 (Home 1-0, Away 0-2)

Date	Site	W/L	Score
11-6-60	Den	W	45-25
11-20-60	Hou	W	20-10
11-5-61	Den	W	55-13
11-26-61	Hou	W	45-14
10-21-62	Den	L	10-20
12-2-62	Hou	W	34-17
9-14-63	Hou	W	14-20
10-13-63	Den	W	33-24
9-27-64	Den	W	38-17
12-20-64	Hou	W	34-15
10-17-65	Den	L	17-28
11-14-65	Hou	L	21-31
9-3-66	Hou	W	45-7
10-2-66	Den	L	38-40

Date	Site	W/L	Score
10-1-67	Hou	W	10-6
11-12-67	Den	W	20-18
11-17-68	Hou	W	38-17
10-26-69	Hou	W	24-21
11-16-69	Den	T	20-20
11-29-70	Hou	W	31-21
9-17-72	Den	L	17-30
10-14-73	Hou	L	20-48
12-8-74	Den	L	14-38
10-10-76	Hou	W	17-3
12-4-77	Hou	L	14-24
<b>12-23-79</b>	<b>Hou</b>	<b>W</b>	<b>13-7 (WC)</b>
11-2-80	Den	W	20-16
10-9-83	Hou	L	14-26

Date	Site	W/L	Score
10-6-85	Den	L	20-31
10-4-87	Den	W	40-10
<b>1-10-88</b>	<b>Den</b>	<b>L</b>	<b>10-34 (Div)</b>
10-6-91	Hou	W	42-14
<b>1-4-92</b>	<b>Den</b>	<b>L</b>	<b>24-26 (Div)</b>
10-18-92	Den	L	21-27
11-26-95	Hou	W	42-33
12-25-04	Tenn	L	16-37
11-19-07	Den	L	20-34
10-3-10	Tenn	L	20-26
9-25-11	Tenn	W	17-14
12-8-13	Den	L	28-51
12-11-16	Tenn	W	13-10
10-13-19	Den	L	0-16

**Total Points:** Titans 1,040, Broncos 933  
**Longest Win Streak:** 5 (1962-65)  
**Longest Losing Streak:** 3 (1972-74, 2004-10)  
**At Nissan Stadium:** 2-2  
**At Empower Field at Mile High:** 0-3  
**Series Sweeps:** Titans (1960, 61, 63, 64, 67, 68); Broncos (1965)



vs. DETROIT LIONS

Regular Season: 9-3 (Home 5-2, Away 4-1) • Playoffs: 0-0

Date	Site	W/L	Score
10-17-71	Hou	L	7-31
10-26-75	Hou	W	24-8
11-13-83	Hou	W	27-17
10-5-86	Det	L	13-24
11-5-89	Hou	W	35-31
11-26-92	Det	W	24-21

Date	Site	W/L	Score
12-10-95	Hou	L	17-24
10-21-01	Det	W	27-24
1-2-05	Tenn	W	24-19
11-27-08	Det	W	47-10
9-23-12	Tenn	W	44-41 OT
9-18-16	Det	W	16-15

**Total Points:** Titans 305, Lions 265  
**Longest Win Streak:** 5 (2001-16)  
**Longest Losing Streak:** 1 (last 1995)  
**At Nissan Stadium:** 2-0  
**At Ford Field:** 2-0



vs. GREEN BAY PACKERS

Regular Season: 7-5 (Home 3-3, Away 4-2) • Playoffs: 0-0

Date	Site	W/L	Score
11-19-72	Hou	L	10-23
9-25-77	GB	W	16-10
12-14-80	GB	W	22-3
9-4-83	Hou	L	38-41 OT
9-7-86	GB	W	31-3
12-13-92	Hou	L	14-16

Date	Site	W/L	Score
12-20-98	GB	L	22-30
12-16-01	Tenn	W	26-20
10-11-04	GB	W	48-27
11-02-08	Tenn	W	19-16 OT
12-23-12	GB	L	7-55
11-13-16	Tenn	W	47-25

**Total Points:** Titans 300, Packers 269  
**Longest Win Streak:** 3 (last 2001-08)  
**Longest Losing Streak:** 2 (1992-98)  
**At Nissan Stadium:** 3-0  
**At Lambeau Field:** 4-2



vs. HOUSTON TEXANS

Regular Season: 19-17 (Home 11-7, Away 8-10) • Playoffs: 0-0

Date	Site	W/L	Score
11-10-02	Tenn	W	17-10
12-29-02	Hou	W	13-3
10-12-03	Tenn	W	38-17
12-21-03	Hou	W	27-24
10-17-04	Tenn	L	10-20
11-28-04	Hou	L	21-31
10-9-05	Hou	W	34-20
12-11-05	Tenn	W	13-10
10-29-06	Tenn	W	28-22
12-10-06	Hou	W	26-20 OT
10-21-07	Hou	W	38-36

Date	Site	W/L	Score
12-2-07	Tenn	W	28-20
9-21-08	Tenn	W	31-12
12-14-08	Hou	L	12-13
9-20-09	Tenn	L	31-34
11-23-09	Hou	W	20-17
11-28-10	Hou	L	0-20
12-19-10	Tenn	W	31-17
10-23-11	Tenn	L	7-41
1-1-12	Hou	W	23-22
9-30-12	Hou	L	14-38
12-2-12	Tenn	L	10-24

Date	Site	W/L	Score
9-15-13	Hou	L	24-30 OT
12-29-13	Tenn	W	16-10
10-26-14	Tenn	L	16-30
11-30-14	Hou	L	21-45
11-1-15	Hou	L	6-20
12-27-15	Tenn	L	6-34
10-2-16	Hou	L	20-27
1-1-17	Tenn	W	24-17
10-1-17	Hou	L	14-57
12-3-17	Tenn	W	24-13
9-16-18	Tenn	W	20-17

**Total Points:** Titans 736, Texans 843  
**Longest Win Streak:** 7 (2005-08)  
**Longest Losing Streak:** 5 (2014-16)  
**At Nissan Stadium:** 11-7  
**At NRG Stadium:** 8-10  
**Series Sweeps:** Titans (2002, 03, 05, 06, 07); Texans (2004, 12, 14, 15)



vs. INDIANAPOLIS COLTS

Regular Season: 16-34 (Home 8-15, Away 8-19) • Playoffs: 1-0 (Home 0-0, Away 1-0)

Date	Site	W/L	Score
10-11-70	Hou	L	20-24
11-4-73	Balt	W	31-27
11-1-76	Balt	L	14-38
10-14-79	Balt	W	28-16
9-21-80	Hou	W	21-16
12-18-83	Balt	L	10-20
9-9-84	Hou	L	21-35
12-22-85	Ind	L	16-34
11-23-86	Hou	W	31-17
11-29-87	Ind	L	27-51
9-4-88	Ind	W	17-14 OT
9-23-90	Hou	W	24-10
9-13-92	Ind	W	20-10
9-4-94	Ind	L	21-45
<b>1-16-00</b>	<b>Ind</b>	<b>W</b>	<b>19-16 (Div)</b>
11-3-02	Ind	W	23-15

Date	Site	W/L	Score
12-8-02	Tenn	W	27-17
9-14-03	Ind	L	7-33
12-7-03	Tenn	L	27-29
9-19-04	Tenn	L	17-31
12-5-04	Ind	L	24-51
10-2-05	Tenn	L	10-31
12-4-05	Ind	L	3-35
10-8-06	Ind	L	13-14
12-3-06	Tenn	W	20-17
9-16-07	Tenn	L	20-22
12-30-07	Ind	W	16-10
10-27-08	Tenn	W	31-21
12-28-08	Ind	L	0-23
10-11-09	Tenn	L	9-31
12-06-09	Ind	L	17-27
12-9-10	Tenn	L	28-30

Date	Site	W/L	Score
1-2-11	Ind	L	20-23
10-30-11	Tenn	W	27-10
12-18-11	Ind	L	13-27
10-28-12	Tenn	L	13-19 OT
12-9-12	Ind	L	23-27
11-14-13	Tenn	L	27-30
12-1-13	Ind	L	14-22
9-28-14	Ind	L	17-41
12-28-14	Tenn	L	10-27
9-27-15	Tenn	L	33-35
1-3-16	Ind	L	24-30
10-23-16	Tenn	L	26-34
11-20-16	Ind	L	17-24
10-16-17	Tenn	W	36-22
11-26-17	Ind	W	20-16
11-18-18	Ind	L	10-38

**Total Points:** Titans 1,007, Colts 1,404  
**Longest Win Streak:** 3 (last 1999-02)  
**Longest Losing Streak:** 11 (2011-16)  
**At Nissan Stadium:** 5-13  
**At RCA Dome:** 5-8  
**At Lucas Oil Stadium:** 2-10  
**Series Sweeps:** Titans (2002, 17); Colts (2003, 04, 05, 09, 10, 12, 13, 14, 15, 16, 18)



**vs. JACKSONVILLE JAGUARS** Regular Season: 29-21 (Home 16-9, Away 13-12) • Playoffs: 1-0 (Home 0-0, Away 1-0)

Date	Site	W/L	Score	Date	Site	W/L	Score	Date	Site	W/L	Score	Date	Site	W/L	Score
9-3-95	Jax	W	10-3	10-13-02	Tenn	W	23-14	11-1-09	Tenn	W	30-13	9-17-17	Jax	W	37-16
10-1-95	Hou	L	17-16	12-22-02	Jax	W	28-10	10-18-10	Jax	W	30-3	12-31-17	Tenn	W	15-10
9-8-96	Jax	W	34-27	10-28-03	Jax	W	30-17	12-5-10	Tenn	L	6-17	9-23-18	Jax	W	9-6
12-8-96	Hou	L	17-23	11-16-03	Tenn	W	10-3	9-11-11	Jax	L	14-16	12-6-18	Tenn	W	30-9
11-2-97	Tenn	L	24-30	9-26-04	Tenn	L	15-12	12-24-11	Tenn	W	23-17	9-19-19	Jax	L	7-20
11-16-97	Jax	L	9-17	11-21-04	Jax	W	18-15	11-25-12	Jax	L	19-24	11-24-19	Tenn	W	42-20
9-27-98	Tenn	L	22-27	11-20-05	Tenn	L	28-31	12-30-12	Tenn	W	38-20				
12-13-98	Jax	W	16-13	1-1-06	Jax	L	13-40	11-10-13	Tenn	L	27-29				
9-26-99	Jax	W	20-19	11-5-06	Jax	L	7-37	12-22-13	Jax	W	20-16				
12-26-99	Tenn	W	41-14	12-17-06	Tenn	W	24-17	10-12-14	Tenn	W	16-14				
<b>1-23-00</b>	<b>Jax</b>	<b>W</b>	<b>33-14 (Champ)</b>	9-9-07	Jax	W	13-10	12-18-14	Jax	L	13-21				
10-16-00	Tenn	W	27-13	11-11-07	Tenn	L	13-28	11-19-15	Jax	L	13-19				
11-26-00	Jax	L	13-16	9-7-08	Tenn	W	17-10	12-6-15	Tenn	W	42-39				
9-23-01	Jax	L	6-13	11-16-08	Jax	W	24-14	10-27-16	Tenn	W	36-22				
11-4-01	Tenn	W	28-24	10-4-09	Jax	L	17-37	12-24-16	Jax	L	17-38				

**Total Points:** Titans 1,077, Jaguars 957  
**Longest Win Streak:** 5 (last 2001-03)  
**Longest Losing Streak:** 4 (1996-98)  
**At Nissan Stadium:** 16-5  
**At TIAA Bank Field:** 14-12  
**Series Sweeps:** Titans (1999, 02, 08, 17); Jaguars (1997, 05)



**vs. KANSAS CITY CHIEFS** Regular Season: 23-27 (Home 13-10, Away 10-17) • Playoffs: 1-3 (Home 0-2, Away 1-1)

Date	Site	W/L	Score	Date	Site	W/L	Score	Date	Site	W/L	Score	Date	Site	W/L	Score
10-16-60	Hou	W	20-10	10-22-67	KC	W	24-19	11-03-85	Hou	W	23-20	12-26-10	KC	L	14-34
12-04-60	Dal	L	0-24	9-09-68	Hou	L	21-26	9-21-86	KC	L	13-27	10-6-13	Tenn	L	17-26
10-01-61	Dal	L	21-26	11-28-68	KC	L	10-24	10-09-88	Hou	W	7-6	9-7-14	KC	W	26-10
10-22-61	Hou	W	38-7	10-12-69	KC	L	0-24	11-26-89	KC	L	0-34	12-18-16	KC	W	19-17
10-28-62	Hou	L	7-31	11-08-70	KC	L	9-24	12-16-90	KC	W	27-10	<b>1-6-18</b>	<b>KC</b>	<b>W</b>	<b>22-21 (WC)</b>
11-04-62	Dal	W	14-6	9-26-71	Hou	L	16-20	9-16-91	Hou	W	17-7	11-10-19	Tenn	W	35-32
<b>12-23-62</b>	<b>Hou</b>	<b>L</b>	<b>17-20 (AFL Champ)</b>	11-18-73	KC	L	14-38	9-20-92	Hou	W	23-20	<b>1-19-20</b>	<b>KC</b>	<b>L</b>	<b>24-35 (Champ)</b>
10-06-63	KC	L	7-28	9-29-74	Hou	L	7-17	9-12-93	Hou	W	30-0				
10-27-63	Hou	W	28-7	11-02-75	KC	W	17-13	<b>1-16-94</b>	<b>Hou</b>	<b>L</b>	<b>20-28 (Div)</b>				
10-04-64	KC	L	7-28	11-27-77	Hou	W	34-20	12-18-94	KC	L	9-31				
11-22-64	Hou	L	19-28	9-10-78	KC	W	20-17	11-19-95	KC	L	13-20				
10-24-65	Hou	W	38-36	9-16-79	Hou	W	20-6	9-01-96	Hou	L	19-20				
11-28-65	KC	L	21-52	10-12-80	KC	L	20-21	9-10-00	Tenn	W	17-14				
10-30-66	KC	L	23-48	11-15-81	KC	L	10-23	12-13-04	Tenn	L	38-49				
9-09-67	Hou	L	20-25	10-23-83	Hou	L	10-13	12-16-07	KC	W	26-17				
				11-11-84	KC	W	17-16	10-19-08	KC	W	34-10				

**Total Points:** Titans 1,002, Chiefs 1,185  
**Longest Win Streak:** 4 (last 2014-19)  
**Longest Losing Streak:** 7 (1968-74)  
**At Nissan Stadium:** 2-2  
**At Arrowhead Stadium:** 9-9



**vs. LAS VEGAS RAIDERS** Regular Season: 21-26 (Home 15-14, Away 6-12) • Playoffs: 0-4 (Home 0-0, Away 0-4)

Date	Site	W/L	Score	Date	Site	W/L	Score	Date	Site	W/L	Score	Date	Site	W/L	Score
9-11-60	Oak	W	37-22	9-29-68	Hou	L	15-24	11-19-89	Hou	W	23-7	12-8-19	Oak	W	42-21
9-25-60	Hou	L	13-14	9-14-69	Oak	L	17-21	9-1-91	Hou	W	47-17				
9-9-61	Hou	W	55-0	<b>12-21-69</b>	<b>Oak</b>	<b>L</b>	<b>7-56 (AFL Div)</b>	10-30-94	LA	L	14-17				
12-17-61	Oak	W	47-16	11-14-71	Oak	L	21-41	8-31-97	Tenn	W	24-21 OT				
11-11-62	Oak	W	28-20	10-9-72	Hou	L	0-34	12-9-99	Tenn	W	21-14				
12-9-62	Hou	W	32-17	12-2-73	Hou	L	6-17	12-22-01	Oak	W	13-10				
9-7-63	Hou	L	13-24	12-14-75	Hou	W	27-26	9-29-02	Oak	L	25-52				
12-22-63	Oak	L	49-52	9-26-76	Hou	L	13-14	<b>1-19-03</b>	<b>Oak</b>	<b>L</b>	<b>24-41 (Champ)</b>				
9-19-64	Hou	W	42-28	11-13-77	Oak	L	29-34	9-7-03	Tenn	W	25-20				
11-15-64	Oak	L	10-20	10-8-78	Oak	L	17-21	12-19-04	Oak	L	35-40				
9-26-65	Oak	L	17-21	11-11-79	Hou	W	31-17	10-30-05	Tenn	L	25-34				
11-7-65	Hou	L	21-33	<b>12-28-80</b>	<b>Oak</b>	<b>L</b>	<b>7-27 (WC)</b>	10-28-07	Tenn	W	13-9				
9-10-66	Hou	W	31-0	11-8-81	Hou	W	17-16	9-12-10	Tenn	W	38-13				
11-6-66	Oak	L	23-38	9-11-83	LA	L	6-20	11-24-13	Oak	W	23-19				
12-10-67	Hou	L	7-19	9-2-84	Hou	L	14-24	11-29-15	Tenn	L	21-24				
<b>12-31-67</b>	<b>Oak</b>	<b>L</b>	<b>7-40 (AFL Champ)</b>	10-26-86	Hou	L	17-28	9-25-16	Tenn	L	10-17				
				9-11-88	Hou	W	38-35	9-10-17	Tenn	L	16-26				

**Total Points:** Titans 1,153, Raiders 1,221  
**Longest Win Streak:** 4 (1961-62)  
**Longest Losing Streak:** 9 (1966-73)  
**At Nissan Stadium:** 4-4  
**At Oakland Alameda Coliseum:** 3-11  
**At Allegiant Stadium:** 0-0  
**Series Sweeps:** Titans (1961,62); Raiders (1963, 65)



**vs. LOS ANGELES CHARGERS** Regular Season: 15-27-1 (Home 12-9, Away 3-18-1) • Playoffs: 3-1 (Home 1-0, Away 2-1)

Date	Site	W/L	Score
9-18-60	Hou	W	38-28
11-13-60	LA	L	21-24
<b>1-1-61</b>	<b>Hou</b>	<b>W</b>	<b>24-16 (AFL Champ)</b>
9-24-61	SD	L	24-34
12-3-61	Hou	W	33-13
<b>12-24-61</b>	<b>SD</b>	<b>W</b>	<b>10-3 (AFL Champ)</b>
9-23-62	SD	W	42-17
11-25-62	Hou	W	33-27
12-1-63	SD	L	0-27
12-15-63	Hou	L	14-20
9-12-64	SD	L	21-27
10-25-64	Hou	L	17-20
10-3-65	SD	L	14-31
12-12-65	Hou	L	26-37
12-4-66	Hou	L	22-28

Date	Site	W/L	Score
9-24-67	SD	L	3-13
12-16-67	Hou	W	17-24
9-21-68	SD	L	14-30
11-27-69	Hou	L	17-21
10-25-70	SD	T	31-31
12-19-71	Hou	W	49-33
11-26-72	SD	L	20-34
9-15-74	Hou	W	21-14
9-28-75	Hou	W	33-17
10-17-76	SD	L	27-30
12-17-78	Hou	L	24-45
<b>12-29-79</b>	<b>SD</b>	<b>W</b>	<b>17-14 (Div)</b>
9-16-84	SD	L	14-31
11-24-85	Hou	W	37-35
12-7-86	SD	L	0-27
12-6-87	Hou	W	33-18
9-17-89	SD	W	34-27

Date	Site	W/L	Score
9-30-90	SD	W	17-7
9-27-92	Hou	W	27-0
9-19-93	SD	L	17-18
9-13-98	Tenn	L	7-13
10-3-04	SD	L	17-38
9-17-06	SD	L	7-40
12-9-07	Tenn	L	17-23 OT
<b>1-6-08</b>	<b>SD</b>	<b>L</b>	<b>6-17 (WC)</b>
12-25-09	Tenn	L	17-42
10-31-10	SD	L	25-33
9-16-12	SD	L	10-38
9-22-13	Tenn	W	20-17
11-6-16	SD	L	35-43
10-21-18	LA*	L	19-20
10-20-19	Tenn	W	23-20

**Total Points:** Titans 1,001, Chargers 1,158  
**Longest Win Streak:** 4 (1961-62, 1987-92)  
**Longest Losing Streak:** 9 (1993-2012)  
**At Nissan Stadium:** 2-2  
**At Qualcomm Stadium:** 3-13-1  
**At StubHub Center:** 0-0  
**At SoFi Stadium:** 0-0  
**\*At Wembley Stadium:** 0-1  
**Series Sweeps:** Titans (1962); Chargers (1963, 64, 65)



**vs. LOS ANGELES RAMS** Regular Season: 5-7 (Home 3-4, Away 2-3) • Playoffs: 0-1 (Neutral Site 0-1)

Date	Site	W/L	Score
10-7-73	Hou	L	26-31
9-24-78	Hou	L	6-10
9-6-81	LA	W	27-20
12-9-84	LA	L	16-27
9-13-87	Hou	W	20-16
11-4-90	LA	L	13-17
9-26-93	Hou	L	28-13

Date	Site	W/L	Score
9-26-93	Hou	L	28-13
10-31-99	Tenn	W	24-21
<b>1-30-00</b>	<b>Atl</b>	<b>L</b>	<b>16-23 (SB 34)</b>
9-25-05	St.L	L	27-31
12-13-09	Tenn	W	47-7
11-3-13	StL	W	28-21
12-24-17	Tenn	L	27-23

**Total Points:** Titans 286, Rams 279  
**Longest Win Streak:** 2 (2009-13)  
**Longest Losing Streak:** 2 (last 2000-05)  
**At Nissan Stadium:** 2-1  
**At Edward Jones Dome:** 1-1  
**At L.A. Memorial Coliseum:** 0-0  
**At SoFi Stadium:** 0-0



**vs. MIAMI DOLPHINS** Regular Season: 16-21 (Home 8-8, Away 8-13) • Playoffs: 1-0 (Home 0-0, Away 1-0)

Date	Site	W/L	Score
10-23-66	Hou	L	13-20
12-18-66	Mia	L	28-29
12-3-67	Hou	W	17-14
12-23-67	Mia	W	41-10
9-14-68	Mia	W	24-10
10-6-68	Hou	L	7-24
9-28-69	Hou	W	22-10
11-23-69	Mia	W	32-7
9-27-70	Hou	L	10-20
9-24-72	Mia	L	13-34
11-16-75	Hou	W	20-19
10-2-77	Mia	L	7-27

Date	Site	W/L	Score
11-20-78	Hou	W	35-30
<b>12-24-78</b>	<b>Mia</b>	<b>W</b>	<b>17-9 (WC)</b>
11-5-79	Mia	W	9-6
9-20-81	Hou	L	10-16
12-4-83	Hou	L	17-24
10-14-84	Mia	L	10-28
9-8-85	Hou	W	26-23
11-2-86	Mia	L	7-28
10-1-89	Hou	W	39-7
10-20-91	Mia	W	17-13
11-22-92	Mia	L	16-19
11-17-96	Hou	L	20-23

Date	Site	W/L	Score
9-7-97	Mia	L	13-16 OT
11-7-99	Mia	L	0-17
9-9-01	Tenn	L	23-31
11-9-03	Tenn	W	31-7
9-11-04	Mia	W	17-7
12-24-05	Mia	L	10-24
9-24-06	Mia	L	10-13
12-20-09	Tenn	W	27-24 OT
11-14-10	Mia	L	17-29
11-11-12	Mia	W	37-3
10-18-15	Tenn	L	10-38
10-9-16	Mia	W	30-17

**Total Points:** Titans 712, Dolphins 719  
**Longest Win Streak:** 3 (1967-68, 78-79)  
**Longest Losing Streak:** 5 (1992-01)  
**At Nissan Stadium:** 2-2  
**At Hard Rock Stadium:** 4-8  
**Series Sweeps:** Titans (1967, 69); Dolphins (1966)



**vs. MINNESOTA VIKINGS** Regular Season: 4-9 (Home 3-2, Away 1-7) • Playoffs: 0-0

Date	Site	W/L	Score
10-13-74	Min	L	10-51
12-21-80	Hou	W	20-16
10-16-83	Min	L	14-34
12-14-86	Hou	W	23-10
9-10-89	Min	L	7-38
11-15-92	Min	W	17-13

Date	Site	W/L	Score
10-8-95	Min	L	17-23
12-26-98	Tenn	L	16-26
12-9-01	Min	L	24-42
10-24-04	Min	L	3-20
9-28-08	Tenn	W	30-17
10-7-12	Min	L	7-30

Date	Site	W/L	Score
9-11-16	Ten	L	16-25

**Total Points:** Titans 188, Vikings 320  
**Longest Win Streak:** 1 (last 2008)  
**Longest Losing Streak:** 4 (1995-04)  
**At Nissan Stadium:** 1-0  
**At Metrodome:** 1-6  
**At U.S. Bank Stadium:** 0-0



**vs. NEW ENGLAND PATRIOTS** Regular Season: 16-23-1 (Home 11-7, Away 5-16-1) • Playoffs: 2-2 (Home 0-0, Away 2-2)

Date	Site	W/L	Score
11-25-60	NE	W	24-10
12-18-60	Hou	W	37-21
10-13-61	NE	T	31-31
11-12-61	Hou	W	27-15
9-16-62	NE	L	21-34
11-18-62	Hou	W	21-17
11-1-63	NE	L	3-45
12-8-63	Hou	L	28-46
11-6-64	NE	L	24-25
11-29-64	Hou	L	17-34
9-19-65	Hou	W	10-31
12-18-65	NE	L	14-42
9-25-66	NE	L	21-27
11-13-66	Hou	L	14-38

Date	Site	W/L	Score
11-5-67	NE	L	7-18
11-26-67	Hou	W	27-6
10-13-68	NE	W	16-0
12-15-68	Hou	W	45-17
11-2-69	NE	L	0-24
12-14-69	Hou	W	23-27
11-7-71	NE	L	20-28
11-25-73	Hou	L	0-32
9-21-75	NE	W	7-0
11-12-78	NE	W	26-23
<b>12-31-78</b>	<b>NE</b>	<b>W</b>	<b>31-14 (Div)</b>
11-10-80	Hou	W	38-34
10-18-81	NE	L	10-38
11-28-82	NE	L	21-29

Date	Site	W/L	Score
10-18-87	Hou	L	7-21
9-25-88	Hou	W	31-6
10-8-89	NE	L	13-23
9-22-91	NE	L	20-24
10-17-93	NE	W	28-14
9-20-98	NE	L	16-27
12-16-02	Tenn	W	24-7
10-5-03	NE	L	30-38
<b>1-10-04</b>	<b>NE</b>	<b>L</b>	<b>14-17 (Div)</b>
12-31-06	Tenn	L	23-40
10-18-09	NE	L	0-59
9-9-12	Tenn	L	13-34
12-20-15	NE	L	16-33
<b>1-13-18</b>	<b>NE</b>	<b>L</b>	<b>14-35 (Div)</b>

**Total Points:** Titans 891, Patriots 1,082  
**Longest Win Streak:** 4 (1975-80)  
**Longest Losing Streak:** 6 (2003-15)  
**At Nissan Stadium:** 2-2  
**At Gillette Stadium:** 1-5  
**Series Sweeps:** Titans (1960, 68); Patriots (1963, 64, 66)

 **vs. NEW ORLEANS SAINTS** Regular Season: 8-6-1 (Home 2-4-1, Away 6-2) • Playoffs: 0-0

Date	Site	W/L	Score	Date	Site	W/L	Score	Date	Site	W/L	Score	Total Points:
10-3-71	Hou	T	13-13	10-21-90	Hou	W	23-10	12-11-11	Tenn	L	17-22	Titans 341, Saints 321 <b>Longest Win Streak:</b> 4 (1996-07) <b>Longest Losing Streak:</b> 3 (1981-87) <b>At Nissan Stadium:</b> 1-2 <b>At Superdome:</b> 6-2
10-3-76	NO	W	31-26	9-5-93	NO	L	21-33	11-8-15	NO	W	34-28 OT	
12-10-78	NO	W	17-12	11-10-96	NO	W	31-14	12-22-19	Tenn	L	28-38	
11-22-81	Hou	L	24-27	10-17-99	NO	W	24-21					
9-30-84	Hou	L	10-27	9-21-03	Tenn	W	27-12					
12-13-87	NO	L	10-24	9-24-07	NO	W	31-14					

 **vs. NEW YORK GIANTS** Regular Season: 6-6 (Home 3-3, Away 6-3) • Playoffs: 0-0


Date	Site	W/L	Score	Date	Site	W/L	Score	Date	Site	W/L	Score	Total Points:
9-16-73	NY	L	14-34	11-9-97	Tenn	W	10-6	12-7-14	Tenn	L	7-36	Titans 219, Giants 239 <b>Longest Win Streak:</b> 5 (1997-10) <b>Longest Losing Streak:</b> 5 (1973-94) <b>At Nissan Stadium:</b> 2-1 <b>At Giants Stadium:</b> 1-2 <b>At MetLife Stadium:</b> 2-0
12-5-82	NY	L	14-17	10-1-00	Tenn	W	28-14	12-16-18	NY	W	17-0	
12-8-85	Hou	L	14-35	12-1-02	NY	W	32-29 OT					
12-21-91	NY	L	20-24	11-26-06	Tenn	W	24-21					
11-21-94	Hou	L	10-13	9-26-10	NY	W	29-10					

 **vs. NEW YORK JETS** Regular Season: 23-19-1 (Home 17-6, Away 6-13-1) • Playoffs: 1-0 (Home 1-0, Away 0-0)

Date	Site	W/L	Score	Date	Site	W/L	Score	Date	Site	W/L	Score	Date	Site	W/L	Score	Total Points:
10-9-60	Hou	W	27-21	10-15-67	NY	T	28-28	10-13-91	NY	W	23-20	12-14-14	Tenn	L	11-16	Titans 1,048, Jets 944 <b>Longest Win Streak:</b> 6 (last 1991-96) <b>Longest Losing Streak:</b> 4 (1968-69) <b>At Nissan Stadium:</b> 4-3 <b>At Giants Stadium:</b> 2-3 <b>At MetLife Stadium:</b> 0-1 <b>Series Sweeps:</b> Titans (1960, 61, 62); Jets (1968, 69)
10-23-60	NY	W	42-28	10-20-68	Hou	L	14-20	<b>12-29-91</b>	<b>Hou</b>	<b>W</b>	<b>17-10 (WC)</b>	12-13-15	NYJ	L	8-30	
11-19-61	Hou	W	49-13	11-10-68	NY	L	7-26	1-2-94	Hou	W	24-0	12-2-18	Tenn	W	26-22	
12-10-61	NY	W	48-21	10-20-69	NY	L	17-26	12-24-94	Hou	W	24-10					
10-14-62	Hou	W	56-17	12-6-69	Hou	L	26-34	12-17-95	Hou	W	23-6					
12-15-62	NY	W	44-10	10-1-72	Hou	W	26-20	12-1-96	NY	W	35-10					
9-22-63	NY	L	17-24	11-3-74	NY	W	27-22	11-22-98	Tenn	L	3-24					
11-10-63	Hou	W	31-27	9-18-77	Hou	W	20-0	12-1-03	NY	L	17-24					
10-17-64	NY	L	21-24	10-28-79	Hou	W	27-24	9-10-06	Tenn	L	16-23					
12-13-64	Hou	W	33-17	11-23-80	NY	L	28-31 OT	12-23-07	Tenn	W	10-6					
9-12-65	Hou	W	27-21	9-27-81	NY	L	17-33	11-23-08	Tenn	L	13-34					
11-21-65	NY	L	14-41	11-18-84	Hou	W	31-20	9-27-09	NY	L	17-24					
9-18-66	NY	L	13-52	9-18-88	NY	L	3-45	12-17-12	Tenn	W	14-10					
10-16-66	Hou	W	24-0	10-28-90	Hou	L	12-17	10-6-13	Tenn	W	38-13					

 **vs. PHILADELPHIA EAGLES** Regular Season: 5-7 (Home 3-3, Away 2-4) • Playoffs: 0-0

Date	Site	W/L	Score	Date	Site	W/L	Score	Date	Site	W/L	Score	Total Points:
11-12-72	Hou	L	17-18	10-24-94	Phil	L	6-21	11-23-14	Phil	L	24-43	Titans 246, Eagles 280 <b>Longest Win Streak:</b> 4 (2000-10) <b>Longest Losing Streak:</b> 6 (1972-94) <b>At Nissan Stadium:</b> 3-0 <b>At Lincoln Financial Field:</b> 1-1
12-16-79	Hou	L	20-26	12-3-00	Phil	W	15-13	9-30-18	Ten	W	26-23	
12-19-82	Phil	L	14-35	9-8-02	Tenn	W	27-24					
10-2-88	Phil	L	23-32	11-19-06	Phil	W	31-13					
12-2-91	Hou	L	6-13	10-24-10	Tenn	W	37-19					

 **vs. PITTSBURGH STEELERS** Regular Season: 31-43 (Home 19-18, Away 12-25) • Playoffs: 1-3 (Home 1-1, Away 0-2)

Date	Site	W/L	Score	Date	Site	W/L	Score	Date	Site	W/L	Score	Date	Site	W/L	Score	Total Points:
9-20-70	Pitt	W	19-7	12-4-80	Hou	W	6-0	9-6-92	Hou	L	24-29	9-11-05	Pitt	L	7-34	Titans 1,369, Steelers 1,664 <b>Longest Win Streak:</b> 7 (1997-00) <b>Longest Losing Streak:</b> 5 (last 1994-96) <b>At Nissan Stadium:</b> 6-3 <b>At Heinz Field:</b> 2-5 <b>Series Sweeps:</b> Titans (1987, 89, 93, 98, 99, 00); Steelers (1972, 73, 75, 76, 83, 85, 86, 92, 94, 95, 01)
10-18-70	Hou	L	3-7	10-26-81	Pitt	L	13-26	11-1-92	Pitt	L	20-21	12-21-08	Tenn	W	31-14	
10-24-71	Pitt	L	16-23	12-20-81	Hou	W	21-20	11-28-93	Hou	W	23-3	9-10-09	Pitt	L	10-13 OT	
12-5-71	Hou	W	29-3	11-21-82	Hou	L	10-24	12-19-93	Pitt	W	26-17	9-19-10	Tenn	L	11-19	
10-15-72	Pitt	L	7-24	9-18-83	Hou	L	28-40	10-3-94	Pitt	L	14-30	10-9-11	Pitt	L	17-38	
12-10-72	Hou	L	3-9	10-2-83	Pitt	L	10-17	11-6-94	Hou	L	9-12 OT	10-11-12	Tenn	W	26-23	
9-30-73	Hou	L	7-36	11-4-84	Pitt	L	7-35	9-10-95	Hou	L	17-34	9-8-13	Pit	W	16-9	
12-9-73	Pitt	L	7-33	12-2-84	Hou	W	23-20 OT	12-3-95	Pitt	L	7-21	11-17-14	Tenn	L	24-27	
10-6-74	Hou	L	7-13	9-22-85	Pitt	L	0-20	9-29-96	Pitt	L	16-30	11-16-17	Pit	L	17-40	
12-1-74	Pitt	W	13-10	11-17-85	Hou	L	7-30	10-20-96	Hou	W	23-13					
11-9-75	Pitt	L	17-24	9-28-86	Hou	L	16-22 OT	9-28-97	Pitt	L	24-37					
11-24-75	Hou	L	9-32	11-16-86	Pitt	L	10-21	12-21-97	Tenn	W	16-6					
11-21-76	Pitt	L	16-32	11-15-87	Pitt	W	23-3	11-1-98	Pitt	W	41-31					
12-11-76	Hou	L	0-21	12-20-87	Hou	W	24-16	11-15-98	Tenn	W	23-14					
10-9-77	Hou	W	27-10	10-16-88	Pitt	W	34-14	11-21-99	Tenn	W	16-10					
10-23-77	Pitt	L	10-27	12-4-88	Hou	L	34-37	1-2-00	Pitt	W	47-36					
10-23-78	Pitt	W	24-17	10-22-89	Hou	W	27-0	9-24-00	Pitt	W	23-20					
12-3-78	Hou	L	3-13	12-3-89	Pitt	W	23-16	11-5-00	Tenn	W	9-7					
<b>1-7-79</b>	<b>Pitt</b>	<b>L</b>	<b>5-34 (Champ)</b>	<b>12-31-89</b>	<b>Hou</b>	<b>L</b>	<b>26-23 OT (WC)</b>	10-29-01	Pitt	L	7-34					
9-9-79	Pitt	L	7-38	9-16-90	Pitt	L	9-20	11-25-01	Tenn	L	24-34					
12-10-79	Hou	W	20-17	12-30-90	Hou	W	34-14	11-17-02	Tenn	W	31-23					
<b>1-6-80</b>	<b>Pitt</b>	<b>L</b>	<b>13-27 (Champ)</b>	11-24-91	Pitt	L	14-26	<b>1-11-03</b>	<b>Tenn</b>	<b>W</b>	<b>34-31 OT (Div)</b>					
9-7-80	Pitt	L	17-31	12-8-91	Hou	W	31-6	9-28-03	Pitt	W	30-13					



## vs. SAN FRANCISCO 49ERS

Regular Season: 5-9 (Home 2-5, Away 3-4) • Playoffs: 0-0

Date	Site	W/L	Score
11-15-70	Hou	L	20-30
12-7-75	SF	W	27-13
9-17-78	Hou	W	20-19
12-13-81	SF	L	6-28
10-21-84	Hou	L	21-34
11-8-87	SF	L	20-27

Date	Site	W/L	Score
10-7-90	Hou	L	21-24
12-25-93	SF	W	10-7
10-27-96	Hou	L	9-10
10-3-99	SF	L	22-24
11-27-05	Tenn	W	33-22
11-8-09	SF	W	34-27

Date	Site	W/L	Score
10-20-13	Tenn	L	17-31
12-17-17	SF	L	23-25

**Total Points:** Titans 283, 49ers 321  
**Longest Win Streak:** 2 (1975-78, 2005-09)  
**Longest Losing Streak:** 4 (1981-90)  
**At Nissan Stadium:** 1-1  
**At Candlestick Park:** 3-3  
**At Levi's Stadium:** 0-1



## vs. SEATTLE SEAHAWKS

Regular Season: 6-10 (Home 4-3, Away 2-7) • Playoffs: 1-0 (Home 1-0, Away 0-0)

Date	Site	W/L	Score
11-20-77	Sea	W	22-10
10-21-79	Sea	L	14-34
10-5-80	Hou	L	7-26
10-11-81	Hou	W	35-17
9-19-82	Hou	W	23-21
1-3-88	Hou	W	23-20 OT (WC)

Date	Site	W/L	Score
11-13-88	Sea	L	24-27
12-2-90	Sea	L	10-13 OT
11-7-93	Hou	W	24-14
12-11-94	Hou	L	14-16
11-3-96	Sea	L	16-23
10-5-97	Sea	L	13-16

Date	Site	W/L	Score
11-29-98	Sea	L	18-20
12-18-05	Tenn	L	24-28
1-3-10	Sea	W	17-13
10-13-13	Sea	L	13-20
9-24-17	Tenn	W	33-27

**Total Points:** Titans 330, Seahawks 345  
**Longest Win Streak:** 3 (1981-87)  
**Longest Losing Streak:** 5 (1994-05)  
**At Nissan Stadium:** 1-1  
**At CenturyLink Field:** 1-1



## vs. TAMPA BAY BUCCANEERS

Regular Season: 10-2 (Home 8-0, Away 2-2) • Playoffs: 0-0

Date	Site	W/L	Score
9-12-76	Hou	W	20-0
10-19-80	Hou	W	20-14
11-27-83	TB	L	24-33
12-10-89	Hou	W	20-17
10-29-95	Hou	W	19-7
11-8-98	TB	W	31-22

Date	Site	W/L	Score
10-14-01	Tenn	W	31-28 OT
12-28-03	Tenn	W	33-13
10-14-07	TB	L	10-13
11-27-11	Tenn	W	23-17
9-13-15	TB	W	42-14
10-27-19	Tenn	W	27-23

**Total Points:** Titans 300, Buccaneers 201  
**Longest Win Streak:** 5 (1989-03)  
**Longest Losing Streak:** 1 (1983, 2007)  
**At Nissan Stadium:** 4-0  
**At Raymond James Stadium:** 2-1



## vs. WASHINGTON

Regular Season: 7-6 (Home 4-2, Away 3-4) • Playoffs: 0-0

Date	Site	W/L	Score
10-10-71	Wash	L	13-22
10-19-75	Hou	W	13-10
9-2-79	Wash	W	29-27
9-15-85	Wash	L	16-13
10-30-88	Hou	W	41-17
11-3-91	Wash	L	13-16 OT

Date	Site	W/L	Score
10-19-97	Tenn	W	28-14
10-30-00	Wash	W	27-21
10-6-02	Tenn	L	14-31
10-15-06	Wash	W	25-22
11-21-10	Tenn	L	16-19 OT
10-20-14	Wash	L	17-19

**Total Points:** Titans 258, Washington 231  
**Longest Win Streak:** 2 (last 1997-00)  
**Longest Losing Streak:** 2 (2010-14)

**At Nissan Stadium:** 1-2  
**At Fedex Field:** 2-1

## TITANS ALL-TIME FIRST-ROUND DRAFT PICKS

Year	Pick	Player	Pos.	College
2020	29	Isaiah Wilson	T	Georgia
2019	19	Jeffery Simmons	DL	Mississippi State
2018	22	Rashaan Evans	LB	Alabama
2017	5	Corey Davis	WR	Western Michigan
	18	Adoree' Jackson	CB	Southern California
2016	8	Jack Conklin	T	Michigan State
2015	2	Marcus Mariota	QB	Oregon
2014	11	Taylor Lewan	T	Michigan
2013	10	Chance Warmack	G	Alabama
2012	20	Kendall Wright	WR	Baylor
2011	8	Jake Locker	QB	Washington
2010	16	Derrick Morgan	DE	Georgia Tech
2009	30	Kenny Britt	WR	Rutgers
2008	24	Chris Johnson	RB	East Carolina
2007	19	Michael Griffin	DB	Texas
2006	3	Vince Young	QB	Texas
2005	6	Pacman Jones	CB	West Virginia
2004		(none)		
2003	28	Andre Woolfolk	CB	Oklahoma
2002	15	Albert Haynesworth	DT	Tennessee
2001		(none)		
2000	30	Keith Bulluck	LB	Syracuse
1999	16	Jevon Kearse	DE	Florida
1998	16	Kevin Dyson	WR	Utah
1997	18	Kenny Holmes	DE	Miami (Fla.)
1996	14	Eddie George	RB	Ohio State
1995	3	Steve McNair	QB	Alcorn State
1994	26	Henry Ford	DE	Arkansas

Year	Pick	Player	Pos.	College
1993	13	Brad Hopkins	T	Illinois
1992		(none)		
1991		(none)		
1990	15	Lamar Lathon	LB	Houston
1989	23	David Williams	T	Florida
1988	22	Lorenzo White	RB	Michigan State
1987	3	Alonzo Highsmith	RB	Miami (Fla.)
	20	Haywood Jeffires	WR	NC State
1986	3	Jim Everett	QB	Purdue
1985	3	Ray Childress	DE	Texas A&M
	11	Richard Johnson	DB	Wisconsin
1984	2	Dean Steinkuhler	T	Nebraska
1983	9	Bruce Matthews	G	USC
1982	8	Mike Munchak	G	Penn State
1981		(none)		
1980		(none)		
1979		(none)		
1978	1	Earl Campbell	RB	Texas
1977	11	Morris Towns	T	Missouri
1976		(none)		
1975	6	Robert Brazile	LB	Jackson State
	15	Don Hardeman	RB	Texas A&M-Kingsville
1974		(none)		
1973	1	John Matuszak	DE	Tampa
	14	George Amundson	RB	Iowa State
1972	6	Greg Sampson	DE	Stanford
1971	3	Dan Pastorini	QB	Santa Clara
1970	14	Doug Wilkerson	G	NC Central



The Titans drafted Isaiah Wilson in the first round of the 2020 NFL Draft.

## TITANS ALL-TIME FIRST-ROUND DRAFT PICKS

Year	Pick	Player	Pos.	College	Year	Pick	Player	Pos.	College
1969	15	Ron Pritchard	LB	Arizona State	1964		Scott Appleton	DT	Texas
1968		(none)			1963		Danny Brabham	LB	Arkansas
1967	5	George Webster	LB	Michigan St.	1962		Ray Jacobs	DT	Howard Payne
	23	Tom Regner	G	Notre Dame	1961		Mike Ditka	TE	Pittsburgh
1966		Tommy Nobis	LB	Texas	1960		Billy Cannon	HB	LSU
1965		Lawrence Elkins	TE	Baylor					

## ALL-TIME DRAFT SELECTIONS

### 2020

Rd.	Pick	Player	Pos.	College
1	29	Isaiah Wilson	T	Georgia
2	61	Kristian Fulton	CB	Louisiana State
3	93	Darrynton Evans	RB	Appalachian State
4	135	(Traded to Miami)		
5	174	Larrell Murchison	DL	North Carolina State
6	208	(Traded to Green Bay)		
7a	224	Cole McDonald	QB	Hawaii
7b	237	(Traded to Kansas City)		
7c	243	Chris Jackson	DB	Marshall

#### Draft Notes

General Manager: Jon Robinson

- 4 – Pick traded to Miami in 2019 (see 2019, 6a)
- 6 – Pick traded to Green Bay in 2019 for OLB Reggie Gilbert
- 7a – Pick acquired in a 2019 trade with Cleveland for WR Taywan Taylor
- 7b – Pick acquired in a trade with Denver for DT Jurrell Casey and then traded to Kansas City for a sixth-round choice in 2021

### 2019

Rd.	Pick	Player	Pos.	College
1	19	Jeffery Simmons	DL	Mississippi State
2	51	A.J. Brown	WR	Mississippi
3	82	Nate Davis	OL	Charlotte
4a	116	Amani Hooker	DB	Iowa
4b	121	(Traded to N.Y. Jets)		
5a	157	(Traded to N.Y. Jets)		
5b	168	D'Andre Walker	OLB	Georgia
6a	188	David Long	LB	West Virginia
6b	191	(Traded to Baltimore)		
7	233	(Traded to Miami)		

#### Draft Notes

General Manager: Jon Robinson

- 4a, 5b – Picks acquired in a trade with N.Y. Jets for 4b and 5a
- 6a – Pick and QB Ryan Tannehill acquired in a trade with Miami for a seventh-round pick (233 overall) and a fourth-round pick in 2020
- 6b – Pick acquired in a trade with Baltimore for LB Kamalei Correa

### 2018

Rd.	Pick	Player	Pos.	College
1a	22	Rashaan Evans	LB	Alabama
1b	25	(traded to Baltimore)		
2a	41	Harold Landry	OLB	Boston College
2b	57	(traded to Oakland)		
3	89	(traded to Oakland)		
4	125	(traded to Baltimore)		
5a	152	Dane Cruikshank	DB	Arizona
5b	162	(traded to Baltimore)		
6a	199	Luke Falk	QB	Washington State
6b	215	(acquired from Baltimore and traded back to Baltimore)		
7	243	(traded to Kansas City)		

#### Draft Notes

General Manager: Jon Robinson

- 1a, 6b – Picks acquired in a trade with Baltimore for 1b and 4 (6b later traded back to Baltimore)
- 2a – Pick acquired in a trade with Oakland for 2b and 3
- 5a – Pick acquired in a trade with Baltimore for 5b and 6b (6b originally traded from Baltimore to Tennessee before being traded back to Baltimore)
- 7 – Pick traded to Kansas City in 2017 for defensive lineman David King

## ALL-TIME DRAFT SELECTIONS

### 2017

Rd.	Pick	Player	Pos.	College
1a	5	Corey Davis	WR	Western Michigan
1b	18	Adoree' Jackson	CB	Southern California
2	52	(traded to Cleveland)		
3a	72	Taywan Taylor	WR	Western Kentucky
3b	83	(traded to New England)		
3c	100	Jonnu Smith	TE	Florida International
4	124	(Traded to New England)		
5a	155	Jayon Brown	LB	UCLA
5b	164	(Traded to Philadelphia)		
6a	200	(Traded to N.Y. Giants)		
6b	203	(Traded to Denver)		
6c	207	(Traded to Cincinnati)		
6d	214	(Traded to Philadelphia)		
6e	217	Corey Levin	OL	Chattanooga
7a	227	Josh Carraway	OLB	Texas Christian
7b	236	Brad Seaton	T	Villanova
7c	241	Khalfani Muhammad	RB	California

#### Draft Notes

General Manager: Jon Robinson

- 2 – Pick traded to Cleveland during 2016 draft (see 2016, 1b)
- 3a, 6a – Picks acquired in a trade with New England for 3b and 4
- 3c – Compensatory selection; acquired in a trade with the Los Angeles Rams during the 2016 draft (see 2016, 1a)
- 5a – Pick acquired in a trade with Philadelphia for 5b, 6d
- 6b – Pick traded to Denver during 2016 draft (see 2016, 5b)
- 6c, 7c – Picks acquired in a trade with the N.Y. Giants for 6a
- 6d – Pick acquired in a trade with Atlanta in 2015 (see 2016, 6c)
- 6e, 7a – Picks acquired in a trade with Cincinnati for 6c

### 2016

Rd.	Pick	Player	Pos.	College
1a	1	(traded to Los Angeles Rams)		
1b	8	Jack Conklin	T	Michigan State
1c	15	(traded to Cleveland)		
2a	33	Kevin Dodd	OLB	Clemson
2b	43	Austin Johnson	DL	Penn State
2c	45	Derrick Henry	RB	Alabama
3a	64	Kevin Byard	S	Middle Tennessee St.
3b	76	(traded to Cleveland)		
4a	100	(traded to Philadelphia)		
4b	113	(traded to Los Angeles Rams)		
5a	140	Tajae Sharpe	WR	Massachusetts
5b	157	LeShaun Sims	CB	Southern Utah
6a	176	(traded to Denver)		
6b	177	(traded to Los Angeles Rams)		
6c	193	Sebastian Tretola	G	Arkansas
7a	222	Aaron Wallace	OLB	UCLA
7b	253	Kalan Reed	CB	Southern Mississippi

#### Draft Notes

General Manager: Jon Robinson

- 1b, 6a – Picks acquired in a trade with Cleveland for 1c, 3b and a 2017 second-round choice
- 1c, 2b, 2c, 3b – Picks and 2017 first-round and third-round choices acquired in a trade with the L.A. Rams for 1a, 4b and 6b
- 4b – Pick acquired in a trade with Philadelphia for 4a and RB DeMarco Murray
- 5b, 7b – Picks acquired in a trade with Denver for 6a and a 2017 sixth-round choice
- 6c – Pick and a 2017 sixth-round choice acquired in 2015 from Atlanta for G Andy Levitre.

### 2015

Rd.	Pick	Player	Pos.	College
1	2	Marcus Mariota	QB	Oregon
2a	33	(traded to New York Giants)		
2b	40	Dorial Green-Beckham	WR	Oklahoma
3	66	Jeremiah Poutasi	OL	Utah
4a	100	Angelo Blackson	DE	Auburn

4b	108	Jalston Fowler	FB	Alabama
5	138	David Cobb	RB	Minnesota
6a	177	Deiontrez Mount	OLB	Louisville
6b	208	Andy Gallik	C	Boston College
7a	219	(traded to New England)		
7b	245	Tre McBride	WR	William & Mary

#### Draft Notes

General Manager: Ruston Webster

- 2b, 4b, 7 – Picks acquired from New York Giants for 2a.
- 6b – Pick acquired in 2014 from New England for LB Akeem Ayers and 7a.

### 2014

Rd.	Pick	Player	Pos.	College
1	11	Taylor Lewan	T	Michigan
2a	42	(traded to Philadelphia)		
2b	54	Bishop Sankey	RB	Washington
3	77	(traded to San Francisco)		
4a	112	DaQuan Jones	DL	Penn State
4b	122	Marqueston Huff	DB	Wyoming
5	151	Avery Williamson	LB	Kentucky
6a	178	Zach Mettenberger	QB	Louisiana State
6b	186	(traded to Washington)		
7	228	(traded to Washington)		

#### Draft Notes

General Manager: Ruston Webster

- 2b, 4b – Picks acquired in trade with Philadelphia for 2a.
- 3 – Pick traded to San Francisco during 2013 draft (see 2013, 2a).
- 6a – Pick acquired in trade with Washington for 6b and 7.

### 2013

Rd.	Pick	Player	Pos.	College
1	10	Chance Warmack	G	Alabama
2a	34	Justin Hunter	WR	Tennessee
2b	40	(traded to San Francisco)		
3a	70	Blidi Wreh-Wilson	CB	Connecticut
3b	97	Zaviar Gooden	LB	Missouri
4	107	Brian Schwenke	C	California
5	142	Lavar Edwards	DE	Louisiana State
6a	176	(traded to Minnesota)		
6b	202	Khalid Wooten	CB	Nevada
7a	216	(traded to San Francisco)		
7b	248	Daimion Stafford	S	Nebraska

#### Draft Notes

General Manager: Ruston Webster

- 2a – Pick acquired in trade with San Francisco for 2b, 7a and a third-round pick in 2014.
- 6a – Pick traded to Minnesota in 2012 for a seventh-round pick in 2012.
- 3b, 6b, 7b – Awarded as compensatory selections

### 2012

Rd.	Pick	Player	Pos.	College
1	20	Kendall Wright	WR	Baylor
2	52	Zach Brown	LB	North Carolina
3	82	Mike Martin	DT	Michigan
4	115	Coty Sensabaugh	CB	Clemson
5a	145	Taylor Thompson	TE	Southern Methodist
5b	155	(traded to Miami)		
6	190	Markelle Martin	S	Oklahoma State
7a	211	Scott Solomon	DE	Rice
7b	227	(traded to Miami)		

#### Draft Notes

General Manager: Ruston Webster

- 5a – Pick acquired in trade with Miami for 5b and 7b
- 7a – Pick acquired in trade with Minnesota for a sixth-round choice in 2013



## ALL-TIME DRAFT SELECTIONS

### 2011

Rd.	Pick	Player	Pos.	College
1	8	Jake Locker	QB	Washington
2	39	Akeem Ayers	LB	UCLA
3	77	Jurrell Casey	DT	Southern California
4a	109	Colin McCarthy	LB	Miami (Fla.)
4b	130	Jamie Harper	RB	Clemson
5	142	Karl Klug	DL	Iowa
6	175	Byron Stingily	T	Louisville
7a	212	Zach Clayton	DT	Auburn
7b	251	Tommie Campbell	DB	California (Pa.)

#### Draft Notes

General Manager: Mike Reinfeldt

- 4b, 7b – Awarded as compensatory selections

### 2010

Rd.	Pick	Player	Pos.	College
1	16	Derrick Morgan	DE	Georgia Tech
2	47	(traded to New England)		
3a	77	Damian Williams	WR	Southern California
3b	97	Rennie Curran	LB	Georgia
4a	104	Alterraun Verner	CB	UCLA
4b	111	(traded to Seattle)		
5	148	Robert Johnson	S	Utah
6a	176	Rusty Smith	QB	Florida Atlantic
6b	185	(traded to Seattle)		
6c	207	Myron Rolle	S	Florida State
7a	222	Marc Mariani	WR	Montana
7b	241	David Howard	DT	Brown

#### Draft Notes

General Manager: Mike Reinfeldt

- 3b, 6c, 7b – Awarded as compensatory selections
- 2 – Traded to New England in 2009 (see 2009 3a)
- 4a, 6a – Picks acquired in trade with Seattle for RB LenDale White, DT Kevin Vickerson, 4b and 6b

### 2009

Rd.	Pick	Player	Pos.	College
1	30	Kenny Britt	WR	Rutgers
2	62	Sen'Derrick Marks	DT	Auburn
3a	89	Jared Cook	TE	South Carolina
3b	94	Ryan Mouton	CB	Hawaii
4a	130	Gerald McRath	LB	Southern Mississippi
4b	135	Troy Kropog	T/G	Tulane
5a	166	(Traded to Dallas)		
5b	173	Javon Ringer	RB	Michigan State
6a	203	Jason McCourty	CB	Rutgers
6b	206	Dominique Edison	WR	Stephen F. Austin
7a	239	Ryan Durand	G	Syracuse
7b	242	Nick Schommer	S	North Dakota State

#### Draft Notes

General Manager: Mike Reinfeldt

- 4b, 5b, 6b, 7b – Awarded as compensatory selections
- 3a – Pick acquired in trade with New England for second round pick in 2010
- 5a – Pick traded to Dallas (see 2008 4c)

### 2008

Rd.	Pick	Player	Pos.	College
1	24	Chris Johnson	RB	East Carolina
2	54	Jason Jones	DL	Eastern Michigan
3	85	Craig Stevens	TE	California
4a	103	William Hayes	DE	Winston-Salem State
4b	124	(Traded to Washington)		
4c	126	Lavelle Hawkins	WR	California
4d	134	Stanford Keglar	LB	Purdue
5	157	(Traded to Washington)		
6	189	(Traded to Seattle)		
7	229	Cary Williams	CB	Washburn

#### Draft Notes

General Manager: Mike Reinfeldt

- 4d – Awarded as compensatory selection
- 4a – Pick acquired in trade with Washington for fourth round pick (#124 overall) and fifth round pick (#157 overall).
- 4b – Traded to Washington (see 4a)
- 4c – Pick acquired in trade with Dallas for Pacman Jones
- 5 – Pick traded to Washington (see 4a)
- 6 – Pick traded to Seattle for Bryce Fisher

### 2007

Rd.	Pick	Player	Pos.	College
1	19	Michael Griffin	S	Texas
2	50	Chris Henry	RB	Arizona
3	80	Paul Williams	WR	Fresno State
4a	115	Leroy Harris	G/C	N.C. State
4b	128	Chris Davis	WR	Florida State
5	152	Antonio Johnson	DT	Mississippi State
6a	188	Joel Filani	WR	Texas Tech
6b	204	Jacob Ford	DE	Central Arkansas
6c	206	Ryan Smith	CB	Florida
7	223	Mike Otto	T	Purdue

#### Draft Notes

General Manager: Mike Reinfeldt

- 4b – Pick acquired in trade with Baltimore for Steve McNair in 2006.
- 6b – Pick acquired in trade with San Diego for Billy Volek in 2006.
- 6c – Pick acquired in trade with Indianapolis for seventh round pick (#238 overall) in 2006. That selection was originally obtained from Indianapolis for Rocky Calmus.

### 2006

Rd.	Pick	Player	Pos.	College
1	3	Vince Young	QB	Texas
2a	39	(Traded to Philadelphia)		
2b	45	LenDale White	RB	Southern California
3	70	(Traded to Buffalo)		
4a	102	Calvin Lowry	S	Penn State
4b	116	Stephen Tulloch	LB	N.C. State
5a	137	Terna Nande	LB	Miami (Ohio)
5b	169	Jesse Mahelona	DT	Tennessee
6	172	Jonathan Orr	WR	Wisconsin
7a	215	Cortland Finnegan	CB	Samford
7b	238	(Traded to Indianapolis)		
7c	245	Spencer Toone	LB	Utah
7d	246	Quinton Ganther	RB	Utah

#### Draft Notes

General Manager: Floyd Reese

- 5b, 7c and 7d – awarded as compensatory selections
- 2a – Pick traded to Philadelphia (see 2b)
- 2b – Pick acquired from Philadelphia along with 2006 fourth round pick (116 overall) for the Titans second round pick (39 overall)
- 3 – Pick traded to Buffalo for RB Travis Henry in 2005
- 7b – Pick acquired from Indianapolis for LB Rocky Calmus in 2005 and traded back to Indianapolis for sixth round selection in 2007

### 2005

Rd.	Pick	Player	Pos.	College
1	6	Adam Jones	CB	West Virginia
2a	37	(Traded to Detroit)		
2b	41	Michael Roos	T	Eastern Washington
3a	68	Courtney Roby	WR	Indiana
3b	96	Brandon Jones	WR	Oklahoma
4a	108	Vincent Fuller	S	Virginia Tech
4b	113	David Stewart	T	Mississippi State
4c	136	Roydell Williams	WR	Tulane
5a	142	Damien Nash	RB	Missouri
5b	150	Daniel Loper	T	Texas Tech
6	179	Bo Scaife	TE	Texas
7	218	Reynaldo Hill	CB	Florida

## ALL-TIME DRAFT SELECTIONS

### Draft Notes

General Manager: Floyd Reese

- 3b and 4c – awarded as compensatory selections
- 2a – Pick traded to Detroit (see 2b)
- 2b – Pick acquired from Detroit along with 2005 fourth round pick (113 overall) for the Titans second round pick (37 overall)
- 4b – Pick acquired from Detroit (see 2b)
- 5b – Pick acquired from Kansas City for DE Carlos Hall

### 2004

Rd.	Pick	Player	Pos.	College
1	27	(Traded to Houston)		
2a	40	Ben Troupe	TE	Florida
2b	42	Travis LaBoy	DE	Hawaii
2c	57	Antwan Odom	DE	Alabama
3a	71	Randy Starks	DT	Maryland
3b	92	Rich Gardner	CB	Penn State
4a	103	Bo Schobel	DE	TCU
4b	124	Michael Waddell	CB	North Carolina
5a	138	Jacob Bell	G	Miami (Ohio)
5b	159	(Traded to Houston)		
5c	165	Robert Reynolds	LB	Ohio State
6	191	Troy Fleming	RB	Tennessee
7a	230	Jared Clauss	DT	Iowa
7b	239	Eugene Amano	C	S.E. Missouri State
7c	241	Sean McHugh	TE	Penn State

### Draft Notes

General Manager: Floyd Reese

- 5c, 7b, 7c – awarded as compensatory selections
- 1 – Pick traded to Houston (see 2a)
- 2a – Pick acquired from Houston along with 2004 third round pick (71 overall), fourth round pick (103 overall) and fifth round pick (138 overall) for the Titans 2004 first round pick (27 overall) and fifth round pick (159 overall)
- 2b – Pick acquired from New York Jets for WR Justin McCarens
- 3a – Pick acquired in Houston trade (see 2a)
- 4a – Pick acquired in Houston trade (see 2a)
- 5a – Pick acquired in Houston trade (see 2a)
- 5b – Pick traded to Houston (see 2a)

### 2003

Rd.	Pick	Player	Pos.	College
1	28	Andre Woolfolk	CB	Oklahoma
2	60	Tyrone Calico	WR	Middle Tennessee State
3	93	Chris Brown	RB	Colorado
4	126	Rien Long	DT	Washington State
5a	154	Donnie Nickey	S	Ohio State
5b	164	(Traded to New England)		
6	201	(Traded to New England)		
7a	225	Todd Williams	T	Florida State
7b	243	(Traded to New England)		

### Draft Notes

General Manager: Floyd Reese

- 5a – Pick acquired from New England along with 2003 seventh round pick (225 overall) for the Titans 2003 fifth round pick (164 overall), sixth round pick (201 overall) and seventh round pick (243 overall)
- 5b – Pick traded to New England (see 5a)
- 6 – Pick traded to New England (see 5a)
- 7a – Pick acquired in New England trade (see 5a)
- 7b – Pick traded to New England (see 5a)

### 2002

Rd.	Pick	Player	Pos.	College
1a	14	(Traded to N.Y. Giants)		
1b	15	Albert Haynesworth	DT	Tennessee
2	45	Tank Williams	S	Stanford
3	77	Rocky Calmus	LB	Oklahoma
4a	110	Mike Echols	CB	Wisconsin
4b	115	Tony Beckham	CB	Wisconsin-Stout
4c	133	Rocky Boiman	LB	Notre Dame

5	151	Jake Schifino	WR	Akron
6	187	Justin Hartwig	G	Kansas
7a	225	Darrell Hill	WR	Northern Illinois
7b	240	Carlos Hall	DE	Arkansas

### Draft Notes

General Manager: Floyd Reese

- 4c – awarded as compensatory selection
- 1a – Pick traded to N.Y. Giants (see 1b)
- 1b – Pick acquired from the New York Giants along with 2002 fourth round pick (115 overall) for the Titans 2002 first round pick (14 overall)
- 4b – Pick acquired in Giants trade (see 1b)
- 7b – Pick acquired from Green Bay for DT Rod Walker

### 2001

Rd.	Pick	Player	Pos.	College
1	29	(Traded to St. Louis)		
2	60	Andre Dyson	CB	Utah
3	90	Shad Meier	TE	Kansas State
4	124	Justin McCarens	WR	Northern Illinois
5	159	Eddie Berlin	WR	Northern Iowa
6a	192	Dan Alexander	RB	Nebraska
6b	199	Adam Haayer	T	Minnesota
7a	229	(Traded to Oakland)		
7b	232	Keith Adams	LB	Clemson

### Draft Notes

General Manager: Floyd Reese

- 6b, 7b – awarded as compensatory selections
- 1 – Pick traded to St. Louis for DE Kevin Carter
- 7a – Pick traded to Oakland for C Gennaro DiNapoli

### 2000

Rd.	Pick	Player	Pos.	College
1	30	Keith Bulluck	LB	Syracuse
3a	68	Erron Kinney	TE	Florida
3b	93	Byron Frisch	DE	Brigham Young
4a	124	Bobby Myers	S	Wisconsin
4b	128	Peter Sirmon	LB	Oregon
5a	135	Aric Morris	S	Michigan State
5b	160	Frank Chamberlin	LB	Boston College
6	197	Robaire Smith	DE	Michigan State
7a	213	Mike Green	RB	Houston
7b	237	Wes Shivers	T	Mississippi State

### Draft Notes

General Manager: Floyd Reese

- 4b – awarded as compensatory selection
- 7a – Pick acquired from Chicago for LB Lemanski Hall

### 1999

Rd.	Pick	Player	Pos.	College
1	16	Jevon Kearse	DE	Florida
2a	46	(Traded to New England)		
2b	52	John Thornton	DT	West Virginia
3	81	Zach Piller	G	Florida
4a	114	Brad Ware	S	Auburn
4b	117	Donald Mitchell	CB	Southern Methodist
5	151	Kevin Daft	QB	California-Davis
6	186	Darran Hall	WR	Colorado State
7	222	Phil Glover	LB	Utah

### Draft Notes

General Manager: Floyd Reese

- 2a – Pick traded to New England (see 2b)
- 2b – Pick acquired from New England along with 1999 fourth round pick (117 overall) for Titans 1999 second round pick (46 overall)
- 4b – Pick acquired in New England trade (see 2b)

## ALL-TIME DRAFT SELECTIONS

### 1998

Rd.	Pick	Player	Pos.	College
1	16	Kevin Dyson	WR	Utah
2	46	Samari Rolle	CB	Florida State
3	77	Dainon Sidney	CB	Alabama-Birmingham
4	107	Joe Salave'a	DT	Arizona
5	139	Benji Olson	G	Washington
6	168	Lee Wiggins	DB	South Carolina
7a	205	Jimmy Sprotte	LB	Arizona
7b	229	Kevin Long	C	Florida State

#### Draft Notes

General Manager: Floyd Reese

- 7b – awarded as a compensatory selection

### 1997

Rd.	Pick	Player	Pos.	College
1a	13	(Traded to Kansas City)		
1b	18	Kenny Holmes	DE	Miami (Fla.)
2	46	Joey Kent	WR	Tennessee
3a	75	Denard Walker	CB	LSU
3b	81	Scott Sanderson	T	Washington State
4a	98	Derrick Mason	WR	Michigan State
4b	107	Pratt Lyons	DE	Troy State
4c	110	(Traded to Kansas City)		
4d	116	(Traded to New Orleans)		
5a	132	(Traded to Washington)		
5b	143	George McCullough	DB	Baylor
6a	165	(Traded to New Orleans)		
6b	179	(Traded to St. Louis)		
6c	181	Dennis Stallings	LB	Illinois
7	216	Armon Williams	DB	Arizona

#### Draft Notes

General Manager: Floyd Reese

- 1a – Pick traded to Kansas City (see 1b)
- 1b – Pick acquired from Kansas City along with 1997 third round pick (81 overall), fourth round pick (116 overall) and sixth round pick (181 overall) for Oilers 1997 first round pick (13 overall) and fourth round pick (110 overall)
- 3b – Pick acquired from Kansas City (see 1b)
- 4a – Pick acquired from Atlanta along with 1997 sixth round pick (165 overall) for QB Chris Chandler
- 4b – Pick acquired from New Orleans for Oilers 1997 fourth round pick (116 overall) and sixth round pick (165 overall)
- 4c – Pick traded to Kansas City (see 1b)
- 4d – Pick acquired from Kansas City (see 1b) and traded to New Orleans (see 4b)
- 5a – Pick traded to Washington
- 6a – Pick acquired from Atlanta (see 4a) and traded to New Orleans (see 4b)
- 6b – Pick traded to St. Louis for DE Robert Young
- 6c – Pick acquired from Kansas City (see 1b)

### 1996

Rd.	Pick	Player	Pos.	College
1a	9	(Traded to Oakland)		
1b	14	Eddie George	RB	Ohio State
1c	17	(Traded to Seattle)		
2a	38	Bryant Mix	DE	Alcorn State
2b	48	Jason Layman	G	Tennessee
3	74	Terry Killens	LB	Penn State
4a	107	Kendrick Burton	DE	Alabama
4b	109	Jon Runyan	T	Michigan
5	143	Rayna Stewart	DB	Northern Arizona
6	177	Anthony Dorsett	LB	Pittsburgh
7	218	Mike Archie	RB	Penn State

#### Draft Notes

General Manager: Floyd Reese

- 1a – Pick traded to Oakland for Raiders 1996 first round pick (17 overall), second round pick (48 overall) and fourth round pick (109 overall)

- 1b – Pick acquired from Seattle for Oilers 1996 first round pick (17 overall) and Oilers DT Glenn Montgomery
- 1c – Pick acquired from Oakland (see 1a) and traded to Seattle (see 1b)
- 2b – Pick acquired in Oakland trade (see 1a)
- 4b – Pick acquired in Oakland trade (see 1a)

### 1995

Rd.	Pick	Player	Pos.	College
1	3	Steve McNair	QB	Alcorn State
2	35	Anthony Cook	DT	South Carolina State
3a	67	Chris Sanders	WR	Ohio State
3b	89	Rodney Thomas	RB	Texas A&M
3c	95	Torey Hunter	DB	Washington State
4	101	Michael Roan	TE	Wisconsin
5a	137	(Awarded to Washington)		
5b	159	Gary Walker	DE	Auburn
6	174	Hicham El-Mashtoub	C	Arizona
7	211	C.J. Richardson	DB	Miami (Fla.)

#### Draft Notes

General Manager: Floyd Reese

- 3c – awarded as a compensatory selection
- 3b – Pick acquired from Minnesota along with 1994 fourth round pick (119 overall) for QB Warren Moon
- 5a – Pick to Washington in Wilbur Marshall ruling
- 5b – Pick awarded as compensation from New England for restricted free agent DE Tim Roberts

### 1994

Rd.	Pick	Player	Pos.	College
1	26	Henry Ford	DE	Arkansas
2	60	Jeremy Nunley	DE	Alabama
3a	97	(Awarded to Washington)		
3b	101	Malcolm Floyd (Seabron)	WR	Fresno State
4a	119	Mike Davis	DB	Cincinnati
4b	129	Sean Jackson	RB	Florida State
5a	157	Roderick Lewis	TE	Arizona
5b	161	Jim Reid	T	Virginia
6a	187	Lee Gissendaner	WR	Northwestern
6b	194	Barron Wortham	LB	Texas El-Paso
7	220	Lemanski Hall	LB	Alabama

#### Draft Notes

General Manager: Floyd Reese

- 3b – awarded as a compensatory selection
- 3a – Pick to Washington in Wilbur Marshall ruling
- 4a – Pick acquired from Minnesota along with 1995 third round pick (89 overall) for QB Warren Moon

### 1993

Rd.	Pick	Player	Pos.	College
1a	13	Brad Hopkins	T	Illinois
1b	19	(Traded to Philadelphia)		
2	47	Mike Barrow	LB	Miami (Fla.)
3	75	(Traded to Philadelphia)		
4	102	Travis Hannah	WR	Southern California
5	131	John Henry Mills	TE	Wake Forest
6	158	Chuck Bradley	T	Kentucky
7	187	Patrick Robinson	WR	Tennessee State
8	214	Blaine Bishop	DB	Ball State

#### Draft Notes

General Manager: Mike Holovak

- 1a – Pick acquired from Philadelphia for Oilers 1993 first round pick (19 overall) and third round pick (75 overall)
- 1b – Pick traded to Philadelphia (see 1a)
- 3 – Pick traded to Philadelphia (see 1a)

## ALL-TIME DRAFT SELECTIONS

### 1992

Rd.	Pick	Player	Pos.	College
1	23	(Traded to San Diego)		
2	50	Eddie Robinson	LB	Alabama State
3	77	Corey Harris	WR	Vanderbilt
4	108	Mike Mooney	T	Georgia Tech
5a	133	Joe Bowden	LB	Oklahoma
5b	135	Tony Brown	DB	Fresno State
5c	136	Tim Roberts	DT	Southern Mississippi
6	162	Mario Bailey	WR	Washington
7	189	Elbert Turner	WR	Illinois
8	220	Bucky Richardson	QB	Texas A&M
9	247	Bernard Dafney	T	Tennessee
10	274	Dion Johnson	WR	East Carolina
11	301	Anthony Davis	LB	Utah
12	332	Joe Wood	K	Air Force

#### Draft Notes

General Manager: Mike Holovak

- 1 – Pick traded to San Diego along with WR Shawn Jefferson for Chargers DE Lee Williams in August of 1991
- 5a – Pick acquired from New Orleans for Oilers RB Allen Pinkett
- 5c – Pick acquired from Dallas along with 1991 second round pick (Minnesota's pick, 38 overall) for RB Alonzo Highsmith

### 1991

Rd.	Pick	Player	Pos.	College
1	17	(Traded to New England)		
2a	28	Mike Dumas	DB	Indiana
2b	38	Darryll Lewis	DB	Arizona
2c	44	John Flannery	C	Syracuse
3a	71	Steve Jackson	DB	Purdue
3b	79	Kevin Donnalley	T	North Carolina
4a	101	David Rocker	DT	Auburn
4b	102	Marcus Robertson	DB	Iowa State
5	129	Gary Wellman	WR	Southern California
6	157	(Pick traded to Philadelphia)		
7	183	Kyle Freeman	LB	Angelo State
8	214	Gary Brown	RB	Penn State
9	240	Shawn Jefferson	WR	Central Florida
10	267	Curtis Moore	LB	Kansas
11	294	James Smith	DB	Richmond
12	325	Alex Johnson	WR	Miami (Fla.)

#### Draft Notes

General Manager: Mike Holovak

- 1 – Pick traded to New England for 1991 second round pick (28 overall) and fourth round pick (101 overall)
- 2a – Pick acquired in New England trade (see 1)
- 2b – Pick acquired from Dallas (originally Minnesota's selection) along with 1992 fourth round pick (136 overall) for RB Alonzo Highsmith
- 3b – Pick acquired from Miami for LB John Grimsley
- 4a – Pick acquired in New England trade (see 1)
- 6 – Pick traded to Philadelphia for QB Don McPherson in 1990

### 1990

Rd.	Pick	Player	Pos.	College
1	15	Lamar Lathon	LB	Houston
2	41	Jeff Alm	DT	Notre Dame
3	72	Willis Peguese	DE	Miami (Fla.)
4	99	Eric Still	G	Tennessee
5	126	Richard Newbill	LB	Miami (Fla.)
6	153	Tony Jones	WR	Texas
7	184	Andy Murray	RB	Kentucky
8	211	Brett Tucker	DB	Northern Illinois
9	237	Pat Coleman	WR	Mississippi
10	264	Dee Thomas	DB	Nicholls State
11	295	Joey Banas	T	Houston
12	321	Reggie Slack	QB	Auburn

#### Draft Notes

General Manager: Mike Holovak

### 1989

Rd.	Pick	Player	Pos.	College
1	23	David Williams	T	Florida
2	50	Scott Kozak	LB	Oregon
3	77	Bubba McDowell	S	Miami (Fla.)
4	104	Rod Harris	WR	Texas A&M
5	131	Glenn Montgomery	DT	Houston
6	157	Bo Orlando	S	West Virginia
7	190	Tracy Rogers	LB	Fresno State
8	217	Alvoid Mays	CB	West Virginia
9	244	Bob Mrosko	TE	Penn State
10	271	Tracy Johnson	RB	Clemson
11	298	Brian Smider	T	West Virginia
12	325	Chuck Hartlieb	QB	Iowa

#### Draft Notes

General Manager: Mike Holovak

### 1988

Rd.	Pick	Player	Pos.	College
1a	9	(Traded to Raiders)		
1b	22	Lorenzo White	RB	Michigan State
2	48	Quintin Jones	DB	Pittsburgh
3a	72	Greg Montgomery	P	Michigan State
3b	74	(Traded to Raiders)		
4	102	(Traded to Raiders)		
5a	125	Cris Dishman	DB	Purdue
5b	130	Chris Verhulst	TE	Cal State-Chico
6	157	Kurt Crain	LB	Auburn
7	187	Tracey Eaton	DB	Portland State
8	214	David Viaene	C	Minnesota-Duluth
9	241	David Spradlin	LB	Texas Christian
10	271	Marco Johnson	WR	Hawaii
11	298	Jethro Franklin	DE	Fresno State
12	325	John Brantley	LB	Georgia

#### Draft Notes

General Manager: Ladd Herzeg

- 1a – Pick traded (originally L.A. Rams pick from 1987 trade) to L.A. Raiders along with 1988 third round pick (74 overall) and fourth round pick (102 Overall) for DE Sean Jones, 1988 second round pick (48 overall, Oilers original pick) and third round pick (60 overall)
- 2 – Pick reacquired from L.A. Raiders in trade (see 1a)
- 3a – Pick acquired from S.D. along with fifth round pick (125 overall) for the Oilers third round pick (60 overall)
- 3b – Pick traded to L.A. Raiders (see 1a)
- 4 – Pick traded to Raiders (see 1a)
- 5a – Pick acquired in San Diego trade (see 3a)

### 1987

Rd.	Pick	Player	Pos.	College
1a	3	Alonzo Highsmith	RB	Miami (Fla.)
1b	8	(Traded to Buffalo)		
1c	20	Haywood Jeffires	WR	N.C. State
2a	36	(Traded to Buffalo)		
2b	46	Walter Johnson	LB	Louisiana Tech
3	64	Cody Carlson	QB	Baylor
4a	91	(Traded to L.A. Rams)		
4b	105	Mark Dusbabek	LB	Minnesota
5a	120	(Traded to Washington)		
5b	133	Spencer Tillman	RB	Oklahoma
6a	147	Al Smith	LB	Utah State
6b	159	Toby Caston	LB	Louisiana State
7	176	Robert Banks	DT	Notre Dame
8	202	Michel James	WR	Washington State
9	231	Wes Neighbors	C	Alabama
10	258	Curtis Duncan	WR	Northwestern
11	287	John Davis	G	Georgia Tech
12	314	Ira Valentine	RB	Texas A&M

#### Draft Notes

General Manager: Ladd Herzeg

## ALL-TIME DRAFT SELECTIONS

- 1a – Pick acquired from Buffalo for Oilers 1987 first round pick (8 overall) and second round pick (36 overall)
- 1b – Pick traded to Buffalo (see 1a)
- 1c – Pick acquired from L.A. Rams along with G Kent Hill, DE William Fuller, 1987 fifth round pick (133 overall) and 1988 first round pick (9 overall) for QB Jim Everett
- 2a – Pick acquired from Detroit for T Harvey Salem and traded to Buffalo (see 1a)
- 2b – Pick acquired from Kansas City along with 1987 fourth round pick (105 overall) for the Oilers second round pick (35 overall)
- 4a – Pick traded to L.A. Rams along with 1986 seventh round pick (172 overall) for WR Drew Hill in 1986.
- 4b – Pick acquired in Kansas City trade (see 2b)
- 5a – Pick traded to Washington (eventually to Chicago) for PK Tony Zendejas
- 5b – Pick acquired in L.A. Rams trade (see 1c)
- 6b – Pick acquired from Kansas City for RB Larry Moriarity

### 1986

Rd.	Pick	Player	Pos.	College
1	3	Jim Everett	QB	Purdue
2	34	Ernest Givins	WR	Louisville
3	61	Allen Pinkett	RB	Notre Dame
4	87	(Traded to Kansas City)		
5	114	Jeff Parks	TE	Auburn
6	145	Ray Wallace	RB	Purdue
7	172	(Traded to L.A. Rams)		
8	199	Larry Griffin	DB	North Carolina
9	225	Bob Sebring	LB	Illinois
10	256	Don Sommer	G	Texas El-Paso
11	283	Mark Cochran	T	Baylor
12	310	Chuck Banks	RB	West Virginia Tech

#### Draft Notes

General Manager: Ladd Herzeg

- 4 – Pick traded to Kansas City (see 1985, 5b)
- 7 – Pick traded to L.A. Rams along with 1987 fourth round pick (91 overall) for WR Drew Hill

### 1985

Rd.	Pick	Player	Pos.	College
1a	2	(Traded to Minnesota)		
1b	3	Ray Childress	DE	Texas A&M
1c	11	Richard Johnson	DB	Wisconsin
2a	31	(Traded to Denver)		
2b	36	Richard Byrd	DE	Southern Mississippi
3a	58	(Traded to N.Y. Giants)		
3b	80	(Traded to L.A. Raiders)		
3c	82	Mike Kelley	C	Notre Dame
4	87	Tom Briehl	LB	Stanford
5a	114	(Traded to Dallas)		
5b	133	Frank Bush	LB	N.C. State
5c	138	Lee Johnson	K	Brigham Young
6a	143	(Traded to L.A. Raiders)		
6b	153	Joe Krakoski	LB	Washington
7	170	Mike Akiu	WR	Hawaii
8	199	Chuck Thomas	C	Oklahoma
9	226	Steve Tasker	KR	Northwestern
10	255	Mike Golic	DL	Notre Dame
11	281	Willie Drewrey	WR	West Virginia
12	311	Mark Vonderhaar	DT	Minnesota

#### Draft Notes

General Manager: Ladd Herzeg

- 1a – Pick traded to Minnesota
- 1b – Pick acquired from Minnesota
- 1c – Pick acquired from New Orleans for RB Earl Campbell
- 2a – Pick traded to Denver for second round pick (from Tampa Bay, 36 overall) and fifth round pick (138 overall)
- 2b – Pick acquired from Denver (see 2a)
- 3a – Pick traded to New York Giants for RB Butch Woolfolk
- 3b – Pick traded to L.A. Raiders along with sixth round pick (143 overall)

for C Jim Romano

- 3c – Pick acquired from Denver for WR Butch Johnson
- 5a – Pick traded to Dallas (see 1984, 2b)
- 5b – Pick acquired from Kansas City along with sixth round pick (153 overall) for DE Bob Hamm and 1986 fourth round pick (87 overall)
- 5c – Pick acquired from Denver (see 2a)
- 6a – Pick traded to L.A. Raiders (see 3b)
- 6b – Pick acquired from Kansas City (see 5b)

### 1984

Rd.	Pick	Player	Pos.	College
1	2	Dean Steinkuhler	T	Nebraska
2a	29	Doug Smith	DE	Auburn
2b	40	(Traded to Dallas)		
2c	54	Bo Eason	DB	California-Davis
3	58	Johnny Meads	LB	Nicholls State
4a	85	Mark Studaway	DE	Tennessee
4b	100	Patrick Allen	DB	Utah State
4c	102	(Traded to Washington)		
5	114	Robert Lyles	LB	Texas Christian
6a	141	John Grimsley	LB	Kentucky
6b	161	Eric Mullins	WR	Stanford
7	170	Willie Joyner	RB	Maryland
8	197	Kevin Baugh	WR	Penn State
9a	226	Jeff Donaldson	DB	Colorado
9b	227	Mike Johnson	DE	Illinois
9c	252	Mike Russell	LB	Toledo
10	253	(Traded to L.A. Rams)		
11	282	(Traded to L.A. Raiders)		
12	309	(Traded to L.A. Rams)		

#### Draft Notes

General Manager: Ladd Herzeg

- 2b – Pick acquired from Minnesota (see 4b) and traded to Dallas along with 1985 fifth round pick (114 overall) and WR Mike Renfro for second round pick (54 overall) and WR Butch Johnson
- 2c – Pick acquired from Dallas (see 2b)
- 4b – Pick acquired from Minnesota along with second round pick (40 overall) for QB Archie Manning and TE Dave Casper
- 4c – Pick acquired from L.A. Rams and traded to Washington for 1985 third round pick (80 overall)
- 6b – Pick acquired from L.A. Rams (see 1983, 1a) and traded to Washington
- 9b – Pick acquired from N.Y. Giants (see 1983, 11)
- 9c – Pick acquired from L.A. Raiders for past considerations involving RB Tim Wilson for 11th round pick (282 overall)
- 10 – Pick traded to L.A. Rams for T Doug France
- 11 – Pick traded to L.A. Raiders (9c)
- 12 – Pick traded to L.A. Rams for past considerations

### 1983

Rd.	Pick	Player	Pos.	College
1a	2	(Pick traded to L.A. Rams)		
1b	9	Bruce Matthews	G	Southern California
2a	30	Harvey Salem	T	California
2b	42	Keith Bostic	DB	Michigan
3a	58	Tim Joiner	LB	Louisiana State
3b	69	Chris Dressel	TE	Stanford
3c	76	(Traded to Miami)		
3d	83	Steve Brown	DB	Oregon
4a	86	Greg Hill	DB	Oklahoma State
4b	88	Mike McCloskey	TE	Penn State
5a	114	Larry Moriarty	RB	Notre Dame
5b	139	Jerome Foster	DT	Ohio State
6	142	Steve Haworth	DB	Oklahoma
7	170	Herkie Walls	WR	Texas
8	198	Robert Thompson	LB	Michigan
9	226	Kevin Potter	DB	Missouri
10	253	(Traded to Green Bay)		
11	281	(Traded to N.Y. Giants)		
12	309	(Traded to N.Y. Giants)		

## ALL-TIME DRAFT SELECTIONS

### Draft Notes

General Manager: Ladd Herzeg

- 1a – Pick traded to L.A. Rams for first round pick (3 overall), fourth round pick (88 overall) and 1984 fourth round pick (102 overall)
- 1b – Pick acquired from Seattle along with second round pick (42 overall) and third round pick (69 overall) for Oilers first round pick (3 overall from L.A. Rams)
- 2b – Pick acquired from Seattle (see 1b)
- 3b – Pick acquired from Seattle (see 1b)
- 3c – Pick acquired from Green Bay and traded to Miami (see 3d)
- 3d – Pick acquired from Miami along with fifth round pick (139 overall) for third round pick (76 overall)
- 4b – Pick acquired from L.A. Rams (see 1a)
- 5b – Pick acquired from Miami (see 3d)
- 10 – Pick traded to Green Bay for T Mark Koncar
- 11 – Pick traded to N.Y. Giants along with 12th round pick (309 overall) for 1984 ninth round pick (228 overall)
- 12 – Pick traded to N.Y. Giants (see 11)

### 1982

Rd.	Pick	Player	Pos.	College
1	8	Mike Munchak	G	Penn State
2a	35	(Pick traded to Oakland)		
2b	44	Oliver Luck	QB	West Virginia
3a	67	(Pick traded to L.A. Rams)		
3b	72	Stan Edwards	RB	Michigan
3c	77	Robert Abraham	LB	N.C. State
4	94	Steve Bryant	WR	Purdue
5	121	Malcolm Taylor	DE	Tennessee State
6	148	Gary Allen	RB	Hawaii
7	175	(Traded to Detroit)		
8	207	(Traded to L.A. Rams)		
9	234	Matt Bradley	DB	Penn State
10	261	Ron Reeves	QB	Texas Tech
11	287	Jim Campbell	TE	Kentucky
12	314	Donnie Craft	RB	Louisville

### Draft Notes

General Manager: Ladd Herzeg

- 2a – Pick traded to Oakland (see 1981, 1)
- 2b – Pick acquired from L.A. Rams along with 1982 third round pick (77 overall) for TE Mike Barber and 1982 third round pick (67 overall)
- 3a – Pick traded to L.A. Rams (see 2b)
- 3b – Pick acquired from N.Y. Giants for RB Rob Carpenter
- 7 – Pick traded to Detroit for CB Luther Bradley
- 8 – Pick traded to L.A. Rams TE Lewis Gilbert

### 1981

Rd.	Pick	Player	Pos.	College
1	21	(Traded to Oakland)		
2	48	(Traded to Oakland)		
3	79	Mike Holston	WR	Morgan State
4	106	Nick Eyre	T	Brigham Young
5	133	Delbert Fowler	LB	West Virginia
6	159	Bill Kay	DB	Purdue
7a	186	(Traded to Seattle)		
7b	193	Don Washington	DB	Texas A&M-Kingsville
8	217	Willie Tullis	WR	Troy State
9	243	Avon Riley	LB	UCLA
10	270	Larry Jones	RB	Colorado State
11	297	Claude Mathews	G	Auburn
12	324	Bill Capece	K	Florida State

### Draft Notes

General Manager: Ladd Herzeg

- 1 – Pick traded to Oakland along with 1981 second round pick (48 overall) and 1982 second round pick (35 overall) for TE Dave Casper
- 2 – Pick traded to Oakland (see 1)
- 7a – Pick traded to Seattle along with 1980 10th round pick (274 overall) for LB Sammy Green
- 7b – Pick acquired from Oakland (see 1980, 7a)

### 1980

Rd.	Pick	Player	Pos.	College
1	25	(Traded to New England)		
2a	38	Angelo Fields	T	Michigan State
2b	52	Daryle Skaugstad	DT	California
3	79	Tim Smith	WR	Nebraska
4	106	Chris Combs	TE	New Mexico
5	134	John Corker	LB	Oklahoma State
6	160	(Traded to New England)		
7a	182	Craig Bradshaw	QB	Utah State
7b	190	(Traded to N.Y. Jets)		
8	217	Harold Bailey	QB/TE	Oklahoma State
9	244	Ed Harris	RB	Bishop
10	274	(Traded to Seattle)		
11	301	Eddie Preston	WR	Western Kentucky
12	328	Wiley Pitts	WR	Temple

### Draft Notes

General Manager: Bum Phillips

- 1 – Pick traded to New England along with sixth round pick (160 overall) for T Leon Gray
- 2a – Pick acquired from Kansas City for QB Steve Fuller
- 6 – Pick traded to New England (see 1)
- 7a – Pick acquired from Oakland along with 1981 seventh round pick (193 overall) for DB Jack Tatum
- 7b – Pick traded to N.Y. Jets for WR Rich Caster
- 10 – Pick traded to Seattle along with 1981 seventh round pick (186 overall) for LB Sammy Green

### 1979

Rd.	Pick	Player	Pos.	College
1	23	(Traded to Kansas City)		
2a	31	Mike Stensrud	DE	Iowa State
2b	50	Jesse Baker	DE	Jacksonville State
3a	69	(Traded to Baltimore)		
3b	72	Kenny King	RB	Oklahoma
3c	78	(Traded to Tampa Bay)		
4	104	(Traded to San Diego)		
5	133	(Traded to Tampa Bay)		
6a	143	Daryl Hunt	LB	Oklahoma
6b	159	Mike Murphy	LB	S.W. Missouri
7	171	Tim Ries	DB	S.W. Missouri
8	214	Carter Hartwig	DB	Southern California
9	243	Rich Ellender	WR	McNeese State
10		(Pick used in 1978 supplemental draft)		
11	298	Mike Taylor	T	Georgia Tech
12	324	Wayne Wilson	RB	Shepherd

### Draft Notes

General Manager: Bum Phillips

- 1 – Pick traded to Kansas City for 1979 second round pick (31 overall) and 1980 second round pick (38 overall)
- 2a – Pick acquired in Kansas City trade (see 1)
- 3a – Pick traded to Baltimore for 1979 third round pick (72 overall) and seventh round pick (171 overall)
- 3b – Pick acquired in Baltimore trade (see 3a)
- 3c – Pick traded to Tampa Bay (see 1978, 1a)
- 4 – Pick traded to San Diego for QB Neal Jeffrey
- 5 – Pick traded to Tampa Bay (see 1978, 1a)
- 6a – Pick acquired from Buffalo for T Elbert Drungo
- 7 – Pick acquired in Baltimore trade (see 3a)
- 10 – Pick used on WR Johnnie Dirden (Sam Houston State) in 1978 supplemental draft

### 1978

Rd.	Pick	Player	Pos.	College
1a	1	Earl Campbell	RB	Texas
1b	17	(Traded to Tampa Bay)		
2	44	(Traded to Tampa Bay)		
3	73	Gifford Nielsen	QB	Brigham Young
4	98	Mike Renfro	WR	Texas Christian
5	127	(Traded to Kansas City)		

## ALL-TIME DRAFT SELECTIONS

6	154	Conrad Rucker	TE	Southern
7	183	(Traded to Buffalo)		
8	210	J.C. Wilson	DB	Pittsburgh
9	239	Jim Mol	DE	Morningside
10	266	Steve Young	TE	Wake Forest
11	295	Willie Thicken	WR	Alabama State
12	322	John Schuhmacher	G	Southern California

**Draft Notes**

General Manager: Bum Phillips

- 1a – Pick acquired from Tampa Bay for 1978 first round pick (17 overall) and second round pick (44 overall), 1979 third round pick (78 overall) and fifth round pick (133 overall) and TE Jimmie Giles
- 1b – Pick traded to Tampa Bay (see 1a)
- 5 – Pick traded to Kansas City for WR Otis Taylor
- 7 – Pick traded to Buffalo for DE Jimmy Dean

**1977**

Rd.	Pick	Player	Pos.	College
1	11	Morris Towns	T	Missouri
2	38	George Reihner	G	Penn State
3a	65	(Traded to San Francisco)		
3b	66	Tim Wilson	RB	Maryland
3c	70	Jimmie Giles	TE	Alcorn State
3d	84	Rob Carpenter	RB	Miami (Ohio)
4a	95	(Traded to Kansas City)		
4b	98	Warren Anderson	WR	West Virginia State
5		(Choice forfeited)		
6a	148	Gary Woolford	DB	Florida State
6b	165	David Carter	C	Western Kentucky
7	178	(Traded to New York Giants)		
8a	198	Steve Davis	WR	Georgia
8b	205	Eddie Foster	WR	Houston
9	232	Bill Currier	DB	South Carolina
10	262	Harvey Hull	LB	Mississippi State
11	289	Al Romano	LB	Pittsburgh
12	316	Ove Johansson	K	Abilene Christian

**Draft Notes**

General Manager: Bum Phillips

- 3a – Pick traded to San Francisco along with 1976 first round pick (21 overall) for RB Vic Washington
- 3b – Pick acquired from Green Bay along QB John Hadl and DB Ken Ellis for QB Lynn Dickey
- 3c – Pick acquired from Miami along with fourth round pick (98 overall) for CB Ken Ellis
- 3d – Pick acquired from Oakland for WR Emmett Edwards
- 4a – Pick traded to Kansas City along with 1976 fifth round pick (144 overall) for WR Elmo Wright
- 4b – Pick acquired in Miami trade (see 3c)
- 6b – Pick acquired from New England
- 7 – Pick traded to N.Y. Giants for RB Joe Dawkins
- 8a – Pick acquired from Seattle for WR Steve Largent

**1976**

Rd.	Pick	Player	Pos.	College
1	21	(Traded to San Francisco)		
2	48	Mike Barber	TE	Louisiana Tech
3	79	(Traded to Kansas City)		
4a	113	(Traded to Oakland)		
4b	117	Steve Largent	WR	Tulsa
5	144	(Traded to Kansas City)		
6	173	Todd Simonsen	T	South Dakota State
7a	197	Larry Harris	DT	Oklahoma State
7b	202	(Traded to New England)		
8	229	Bobby Simon	T	Grambling State
9	256	Art Stringer	LB	Ball State
10	284	Steve Kincannon	QB	Humboldt State
11	311	Skip Walker	RB	Texas A&M
12a	324	Larry Bell	T	East Texas State
12b	337	(Traded to San Diego)		
13	368	Dan O'Rourke	WR	Colorado State

14	395	John Reimer	T	Wisconsin
15	422	Bobby Byars	DT	Cheyney
16	452	Claude Johnson	LB	Florida A&M
17	479	Allen Misher	WR	LSU

**Draft Notes**

General Manager: Bum Phillips

- 1 – Pick traded to San Francisco along with 1977 third round pick (65 overall) for RB Vic Washington
- 3 – Pick traded to Kansas City
- 4a – Pick traded to Oakland along with 1975 fifth round pick (115 overall) for S Tommy Maxwell
- 4b – Pick acquired from L.A. Rams
- 5 – Pick traded to Kansas City along with 1977 fourth round pick (95 overall) for WR Elmo Wright
- 7a – Pick acquired from Denver for DB Jeff Severson
- 7b – Pick traded to New England for TE Bob Adams
- 12a – Pick acquired from Cleveland for WR Willie Miller
- 12b – Pick traded to San Diego for WR Jerry LeVias

**1975**

Rd.	Pick	Player	Pos.	College
1a	6	Robert Brazile	LB	Jackson State
1b	15	Don Hardeman	RB	Texas A&M-Kingsville
2	40	Emmett Edwards	WR	Kansas
3	65	(Traded to Atlanta)		
4	90	(Traded to Dallas)		
5	115	(Traded to Oakland)		
6	146	Jesse O'Neal	DE	Grambling State
7a	162	Mike Biehle	T	Miami (Ohio)
7b	171	Mark Cotney	DB	Cameron
8	196	Jerry Lawrence	DT	South Dakota State
9	221	Bob Bruer	TE	Minn St.-Mankato
10	246	Alan Pringle	K	Rice
11	271	John Sawyer	TE	Southern Mississippi
12	302	Willie Miller	WR	Colorado State
13	327	Ricky Scales	WR	Virginia Tech
14	352	Jody Medford	G	Rice
15	377	Jack Holmes	RB	Texas Southern
16	402	Ken Lambert	DB	Virginia Tech
17	427	Ricky Seeker	C	Texas A&M

**Draft Notes**

General Manager: Bum Phillips

- 1a – Pick acquired from Kansas City along with DT Curley Culp for DE John Matuszak
- 3 – Pick traded to Atlanta for LB Buane Benson
- 4 – Pick traded to Dallas for WR Mike Montgomery
- 5 – Pick traded to Oakland along with 1976 fourth round pick (113 overall) for S Tommy Maxwell
- 7a – Pick acquired from Kansas City for RB Bill Thomas

**1974**

Rd.	Pick	Player	Pos.	College
1	1	(Traded to Dallas)		
2	27	(Traded to Buffalo)		
3	53	(Traded to Dallas)		
4	79	Steve Manstedt	LB	Nebraska
5	105	(Traded to Washington)		
6a	131	(Traded to New Orleans)		
6b	154	Booker Brown	G	Southern California
7	157	Leonard Fairley	DB	Alcorn State
8	183	Mike McCoy	DB	Western Kentucky
9	209	(Traded to New England)		
10	235	(Traded to New Orleans)		
11	261	Steve Taylor	C	Auburn
12	287	Ricky Browne	LB	Florida
13	313	Dan Dixon	G	Boise State
14	339	(Traded to Buffalo)		
15	365	Billy Johnson	WR	Widener
16	391	Matthew Williams	RB	N.E. Louisiana
17	417	Bill Hedge	T	N.W. Missouri State

## ALL-TIME DRAFT SELECTIONS

### Draft Notes

General Manager: Sid Gillman

- 1 – Pick traded to Dallas along with 1974 third round pick (53 overall) for DE Tody Smith and WR Billy Parks
- 2 – Pick traded to Buffalo for LB Al Cowlings
- 3 – Pick traded to Dallas (see 1)
- 5 – Pick traded to Washington for S Alvin Haymond
- 6a – Pick traded to New Orleans along with 10th round pick (235 overall) for RB James Ford
- 6b – Pick acquired from L.A. Rams for DE Bob Crum
- 9 – Pick traded to New England for LB Steve Kiner
- 10 – Pick traded to New Orleans (see 6a)
- 14 – Pick traded to Buffalo for T Levert Carr

### 1973

Rd.	Pick	Player	Pos.	College
1a	1	John Matuszak	DE	Tampa
1b	14	George Amundson	RB	Iowa State
2	27	(Traded to Kansas City)		
3a	53	(Traded to New Orleans)		
3b	61	(Traded to Baltimore)		
4	79	Gregg Bingham	LB	Purdue
5	105	Edesel Garrison	WR	Southern California
6	131	Ron Mayo	TE	Morgan State
7	157	Shelby Jordan	T	Washington (Mo.)
8	183	Joe Blahak	DB	Nebraska
9	209	Mark Williams	K	Rice
10	235	Darrell Vaughn	DT	Northern Colorado
11	261	Larry Eaglin	DB	Stephen F. Austin
12	287	Brad Lyman	WR	UCLA
13	313	Willie Martin	G	N.E. Oklahoma
14	339	Ron Lou	C	Arizona State
15	365	Roger Goree	LB	Baylor
16	391	Tim Dameron	WR	East Carolina
17	417	Randy Braband	LB	Texas

### Draft Notes

General Manager: Sid Gillman

- 1b – Pick acquired from Atlanta for DT Mike Tilleman
- 2 – Pick traded to Kansas City
- 3a – Pick traded along with 1972 second round pick (31 overall) for DT Mike Tilleman
- 3b – Pick acquired from Denver for QB Charley Johnson; Pick traded to Baltimore for C Bill Curry

### 1972

Rd.	Pick	Player	Pos.	College
1	6	Greg Sampson	DE	Stanford
2	31	(Traded to New Orleans)		
3a	56	Lewis Jolley	RB	North Carolina
3b	75	Solomon Freelon	G	Grambling State
4	84	(Traded to St. Louis)		
5	109	(Traded to Denver)		
6a	134	Joe Bullard	DB	Tulane
6b	136	Elmer Allen	LB	Mississippi
7	162	Eric Hutchinson	DB	Northwestern
8	187	Guy Roberts	LB	Maryland
9	212	Willie Postler	T	Montana
10a	240	Rhett Dawson	WR	Florida State
10b	259	Jimmy Butler	TE	Tulsa
11	264	Ron Evans	T	Baylor
12	290	Willie Rodgers	RB	Jackson State
13	318	Willie Roberts	DB	Houston
14	343	Gary Crockett	C	Lamar
15	368	(Traded to Pittsburgh)		
16	396	Guy Murdock	C	Michigan
17	421	Kelly Cochrane	QB	Miami (Fla.)

### Draft Notes

General Manager: John Breen

- 2 – Pick traded along with 1973 third round pick (53 overall) for DT Mike Tilleman

- 3b – Pick acquired from Kansas City
- 4 – Pick traded to St. Louis for LB Dave Olerich
- 5 – Pick traded to Denver for Cleo Johnson
- 6b – Pick acquired from Denver
- 15 – Pick traded to Pittsburgh for Worthy McClure

### 1971

Rd.	Pick	Player	Pos.	College
1	3	Dan Pastorini	QB	Santa Clara
2	31	(Traded to New Orleans)		
3	56	Lynn Dickey	QB	Kansas State
4	81	Larron Jackson	T	Missouri
5	109	Willie Armstrong	RB	Grambling State
6	134	Willie Alexander	DB	Alcorn State
7a	159	Phil Croyle	LB	California
7b	174	Larry Watson	T	Morgan State
8	187	(Traded to Denver)		
9	212	Floyd Rice	TE	Alcorn State
10	237	Russ Price	DE	North Carolina Central
11	265	Macon Hughes	WR	Rice
12	290	John Thompson	G	Minnesota
13	315	Joe Hoing	G	Arkansas Tech
14	343	Dick Adams	DB	Miami (Ohio)
15	368	Andy Hopkins	RB	Stephen F. Austin
16	393	Moses Denson	RB	Maryland-E. Shore
17	421	Calvin Fox	LB	Michigan State

### Draft Notes

General Manager: John Breen

- 2 – Pick traded to New Orleans
- 7b – Pick acquired from New York Giants
- 8 – Pick traded to Denver

### 1970

Rd.	Pick	Player	Pos.	College
1	14	Doug Wilkerson	G	North Carolina Central
2a	31	Leo Brooks	DT	Texas
2b	40	Bill Dusenberry	RB	Johnson Smith
3	66	(Traded to Cleveland)		
4	92	Spike Jones	P	Georgia
5a	110	Ron Saul	G	Michigan State
5b	118	Ed Duley	DT	Northern Arizona
6	144	Benny Johnson	DB	Johnson Smith
7	170	Charles Olson	DB	Concordia College
8	196	Mike McClish	T	Wisconsin
9	222	Charles Blossom	DE	Texas Southern
10	248	Joe Dawkins	RB	Wisconsin
11	274	Robert Morris	C	Duke
12	300	Richard Dawkins	TE	Johnson Smith
13	326	Jess Lewis	LB	Oregon State
14	352	Claire Rasmussen	G	Wisconsin-Oshkosh
15	378	Dave Sharp	T	Stanford
16		No choice		
17	430	Julian Fagan	P	Mississippi

### Draft Notes

General Manager: (none)

- 2a – Pick acquired from Boston
- 3 – Pick traded to Cleveland
- 5a – Pick acquired from Cincinnati
- 16 – Pick used on underclassman (WR Chris Myers, Kenyon)

### 1969

Rd.	Pick	Player	Pos.	College
1	15	Ron Pritchard	LB	Arizona State
2	40	Jerry LeVias	WR	Southern Methodist
3a	65	Elbert Drungo	T	Tennessee State
3b	78	Rich Johnson	RB	Illinois
4a	93	Charlie Joiner	WR	Grambling
4b	96	Roy Gerela	K	New Mexico State
5	118	Johnny Peacock	S	Houston
6	143	Willie Grate	WR	South Carolina State



## ALL-TIME DRAFT SELECTIONS

7	171	Mike Richardson	RB	Southern Methodist
8	196	Glenn Woods	DT	Prairie View
9	221	Ed Watson	LB	Grambling
10a	249	Joe Pryor	TE	Boston College
10b	256	Bob Naponic	QB	Illinois
11	274	Terry May	DE	Southern Methodist
12	299	George Resley	DT	Texas A&M
13	327	Richard Pickens	RB	Tennessee
14	352	Roy Don Reeves	DB	South Carolina
15	377	John Tyszkiewicz	G	Chattanooga
16	405	Lloyd Wainscott	LB	Texas
17	430	Hank Autry	C	Southern Mississippi

**Draft Notes**

General Manager: Don Klosterman

- 3b – Pick acquired from New York Jets
- 4b – Pick acquired from San Diego
- 10b – Pick acquired from Oakland

**1968**

Rd.	Pick	Player	Pos.	College
1	22	(Traded to Kansas City)		
2	49	Mac Haik	WR	Mississippi
3	77	Elvin Bethea	DE	North Carolina A&T
4	105	Jim Beirne	WR	Purdue
5	133	Bob Longo	TE	Pittsburgh
6	160	(Traded to Cincinnati)		
7	187	Paul Toscano	DB	Wyoming
8	214	(Traded to New York)		
9a	224	Bob Robertson	T	Illinois
9b	240	(Traded to Miami)		
10a	263	Joe Peace	LB	Louisiana Tech
10b	268	Tom Domres	DT	Wisconsin
11	295	Bill Halley	TE	La Verne
12	322	Barry Lischner	RB	Missouri
13	349	Jim Dousay	RB	Louisiana State
14	376	Rich Stotter	LB	Houston
15	403	(Traded to San Diego)		
16	430	Bob Smith	S	Miami (Ohio)
17	457	Billy Alsbrooks	DB	North Carolina Central

**Draft Notes**

General Manager: Don Klosterman

- 1 – Pick traded to Kansas City along with QB Jacky Lee and DT Ernie Ladd for QB Pete Beathard
- 6 – Pick traded to Cincinnati
- 8 – Pick traded to New York Jets
- 9a – Pick acquired from Boston
- 9b – Pick traded to Miami
- 10a – Pick acquired from San Diego
- 15 – Pick traded to San Diego

**1967**

Rd.	Pick	Player	Pos.	College
1a	5	George Webster	LB	Michigan State
1b	23	Tom Regner	G	Notre Dame
2a	30	Bob Davis	QB	Virginia
2b	49	Roy Hopkins	RB	Texas Southern
3	56	Larry Carwell	CB	Iowa State
4	86	Carel Stith	DT	Nebraska
5a	111	Pete Johns	S	Tulane
5b	118	Willie Parker	DT	Arkansas AM&N
5c	127	Zeke Moore	CB	Lincoln
6	136	Pete Barnes	LB	Southern
7	164	Ed Carrington	TE	Virginia
8a	189	Johnny Brunson	RB	Benedict
8b	201	Sharon Washington	WR	N.E. Missouri
9	214	Ken Houston	S	Prairie View
10a	242	Woody Campbell	RB	Northwestern
10b	261	Tim Sheehan	C	Stanford
11	267	Harold Decker	DE	Kalamazoo
12	292	(Traded to Buffalo)		

13	319	(Traded to Buffalo)		
14	345	Henry Hailstock	G	Lincoln
15	370	Marvin McQueen	LB	Mississippi
16	398	Rex Keeling	K	Samford
17	423	Larry Lee	WR	Texas A&M

**Draft Notes**

General Manager: Don Klosterman

- 1b – Pick acquired from Dallas along with second round pick (49 overall) and two fifth round picks (118 and 127 overall) for T Ralph Neely
- 2b – Pick acquired from Dallas (see 1b)
- 5b – Pick acquired from Dallas (see 1b)
- 5c – Pick acquired from Dallas (see 1b)
- 8b – Pick acquired from Oakland
- 10b – Pick acquired from Kansas City for C Wayne Frazier in 1966
- 12 – Pick traded to Buffalo
- 13 – Pick traded to Buffalo

**1966 Redshirt Draft**

Rd.	Pick	Player	Pos.	College
1		Tom Fisher	LB	Tennessee
2		Tim Van Galder	QB	Iowa State
3		Ralph Dunlop	T	Baylor
4		Bill Davis	QB	Lamar Tech
5		Richard Gover	T	Virginia State
6		John Gary	T	Grambling
7		Clyde Pettaway	T	North Carolina A&T
8		Roger Marshall	QB	Baylor
9		Lee Garner	LB	Mississippi
10		Dan Goich	T	California
11		Charles Arkwright	T	Georgia

**Draft Notes**

General Manager: Don Klosterman

**1966**

Rd.	Pick	Player	Pos.	College
1	5	Tommy Nobis	LB	Texas
2	12	Stan Hindman	G	Mississippi
3	21	George Rice	DT	Louisiana State
4	28	George Allen	T	West Texas State
5	37	Hoyle Granger	FB	Mississippi State
6	45	Dave Long	E	Iowa
7	54	Hartwell Menefee	DB	New Mexico State
8	67	Dan Bland	DB	Mississippi State
9	77	Dick Suffell	DB	S.W. Texas State
10	86	Wilbur Aylor	G	S.W. Texas State
11	95	Monte Ledbetter	E	N.W. Louisiana
12	104	Harry Day	E	Memphis State
13	113	Fred Zimmerman	LB	Toledo
14	122	Butch Lince	T	North Dakota
15	131	Tommy Dillard	T	Austin Peay
16	140	Steve Smith	E	Michigan
17	149	Lyle Loebach	T	Simpson
18	158	Ed Buzzell	QB	Ottawa
19	167	Frank Fuller	T	Drake
20	176	Dave Odegaard	T	Bemidji State

**Draft Notes**

General Manager: Don Klosterman

**1965 Redshirt Draft**

Rd.	Pick	Player	Pos.	College
1		Donny Anderson	HB	Texas Tech
2		Glen Ray Hines	T	Arkansas
3		Mike Shinn	E	Kansas
4		Ollie Cordill	QB	Memphis State
5		Jerry Crumpler	T	Missouri
6		(Pick to Oakland)		
7		Leo Lowery	FB	Texas Tech
8		Len Sears	T	South Carolina

## ALL-TIME DRAFT SELECTIONS

9	Tom Bleick	HB	Georgia Tech
10	George Hafner	QB	McNeese State
11	Bill Anderson	QB	Tulsa
12	Harlan Lane	E	Baylor

**Draft Notes**

General Manager: Carroll Martin

**1965**

Rd.	Pick	Player	Pos.	College
1	2	Lawrence Elkins	E	Baylor
2a	10	Malcolm Walker	C	Rice
2b	15	Ralph Neely	T	Oklahoma
3	18	Ernie Koy	HB	Texas
4	26	Bobby Maples	LB	Baylor
5	34	Frank Molden	T	Jackson State
6	42	Dennis Murphy	T	Florida State
7		(Pick to Kansas City)		
8a	58	Ray Ogden	HB	Alabama
8b	59	Roy Hilton	LB	Jackson State
9	66	George Kinney	DT	Wiley
10	74	Maxie Williams	G	S.E. Louisiana
11		(Pick to Oakland)		
12	90	Bob Reed	G	Tennessee State
13	98	Bob Felts	HB	Florida A&M
14	106	Norman Evans	T	Texas Christian
15	114	Tony Guillory	LB	Lamar Tech
16	122	Junior Coffey	RB	Washington
17	130	Jim Grisham	FB	Oklahoma
18a	138	Russ Mundy	FB	West Texas State
18b	143	Russell Wayt	LB	Rice
19	146	Frank Fox	T	Sam Houston State
20	154	Gus Brezina	G	Houston

**Draft Notes**

General Manager: Carroll Martin

- 2b – Pick acquired from Boston
- 7 – Pick traded to Kansas City
- 8b – Pick acquired from Oakland
- 11 – Pick traded to Oakland

**1964**

Rd.	Pick	Player	Pos.	College
1	6	Scott Appleton	DT	Texas
2a	9	Charley Taylor	HB	Arizona State
2b	14	Billy Truax	E	Louisiana State
3	22	Bobby Crenshaw	G	Baylor
4	30	Ode Burrell	HB	Mississippi State
5a	33	John Varnell	DT	West Texas State
5b	38	Sid Blanks	HB	Texas A&I
6	46	Dave Wilcox	DE	Oregon
7	54	(Traded to Denver)		
8	62	Ezell Seals	HB	Prairie View
9	70	Jerry Burton	HB	N.W. Louisiana
10	78	Sammy Odeom	LB	N.W. Louisiana
11	86	Owen Dejanovich	G	Arizona State
12	94	Benny Nelson	DB	Alabama
13	102	(Traded to Kansas City)		
14	110	Ken Henson	C	Texas Christian
15	118	Pat Crain	FB	Clemson
16	126	Bill Munson	QB	Utah State
17	134	Dick Leeuwenburg	T	Stanford
18	142	Bob Nichols	T	Stanford
19	150	Carl Robinson	T	Prairie View
20	158	Pete Jaquess	DB	Eastern New Mexico
21	166	Jerry Cole	E	S.W. Texas State
22	174	Ed Kessler	FB	North Carolina
23	182	Jim Whitehead	T	Georgia
24	190	John Garrett	LB	Oklahoma
25	198	Dick Bowe	T	Rice
26	206	Alex Zenko	T	Kent State

**Draft Notes**

General Manager: Carroll Martin

- 2a, 5a – Picks acquired from Denver
- 7 – Pick traded to Denver
- 13 – Pick traded to Kansas City

**1963**

Rd.	Pick	Player	Pos.	College
1	6	Danny Brabham	LB	Arkansas
2	15	Don Estes	T	Louisiana State
3	22	Jerry Cook	HB	Texas
4a	25	Lee Roy Caffey	LB	Texas A&M
4b	31	Jerry Hopkins	C	Texas A&M
5a	33	Homer Jones	RB	Texas Southern
5b	38	Don Chuy	T	Clemson
6	47	Lionel Aldridge	DE	Utah State
7	54	Johnny Baker	LB	Mississippi State
8	63	Jim Burson	HB	Auburn
9	70	Ed Burke	T	Notre Dame
10	78	(Traded to Denver)		
11a	84	Tom Brown	G	Pittsburgh
11b	86	(Traded to Boston)		
12	95	(Traded to Oakland)		
13	102	(Traded to Oakland)		
14	111	Don Trull	QB	Baylor
15	118	No choice		
16	127	Rex Benson	T	Miami
17	134	Jerry Griffin	E	Louisiana Tech
18	143	Paul Lea	HB	Oklahoma
19	150	Bob Hoover	HB	Florida
20	159	Wayne Lee	C	Oklahoma
21	166	Staley Faulkner	T	Texas
22	175	Sam Byer	LB	Texas A&M
23	182	Gene Raesz	E	Rice
24	191	Bob Burton	T	Grambling
25	198	Gary Kaltenbach	T	Pittsburgh
26	207	Dave Thiesen	HB	Nebraska
27	214	Al Hildebrand	T	Stanford
28	223	Tim Stein	C	Miami (Ohio)
29	230	Oliver Ross	T	West Texas State

**Draft Notes**

General Manager: Frank "Pop" Ivy

- 4a, 5a – Picks acquired from Oakland
- 10 – Pick traded to Denver
- 11a – Pick acquired from Buffalo
- 11b – Pick traded to Boston
- 12, 13 – Picks traded to Oakland
- 15 – Pick used on underclassman (HB Joe Don Looney, Oklahoma)

**1962**

Rd.	Pick	Player	Pos.	College
1	7	Ray Jacobs	DT	Howard Payne
2	15	Earl Gros	FB	Louisiana State
3	23	Pete Case	T	Georgia
4a	30	Gary Cutsinger	DE	Oklahoma State
4b	31	(Traded to San Diego)		
5	39	Bill Rice	E	Alabama
6	47	Ray Pinion	G	Texas Christian
7	55	Gus Gonzales	G	Tulane
8	63	Clyde Brock	DT	Utah State
9	71	Larry Onesti	LB	Northwestern
10	79	Bob Moses	E	Texas
11	87	John Thomas	G	McMurry
12	95	Jack Collins	HB	Texas
13	103	Royce Cassell	E	New Mexico State
14	111	Glynn Griffing	QB	Mississippi
15	119	Ken Shaffer	T	Marquette
16	127	Bill Ray Adams	FB	Mississippi
17	135	Bill Miller	DT	N.M. Highlands
18	143	Art Perkins	HB	North Texas State
19	151	Bobby Jancik	DB	Lamar Tech

## ALL-TIME DRAFT SELECTIONS

20	159	Joe Bob Isbell	G	Houston
21	167	Roland Jackson	FB	Rice
22	175	Ken Bolin	HB	Houston
23	183	Bill Van Buren	C	Iowa
24	191	Boyd Melvin	T	Northwestern
25	199	Bob Johnson	T	Rice
26	207	Harold Hays	G	Mississippi Southern
27	215	Roger McFarland	HB	Kansas
28	223	Gary Henson	E	Colorado
29	231	Ron Osborne	T	Clemson
30	239	Bob Clemens	HB	Pittsburgh
31	247	Al Kimbrough	HB	Northwestern
32	255	Bernard Wyatt	HB	Iowa
33	263	Al Lerderle	E	Georgia Tech
34	271	Don Talbert	T	Texas

**Draft Notes**

General Manager: Don Suman

- 4a – Pick acquired from Boston
- 4b – Pick traded to San Diego

**1961**

Rd.	Pick	Player	Pos.	College
1	8	Mike Ditka	E	Pittsburgh
2	16	Tom Goode	C	Mississippi State
3	24	Walter Suggs	T	Mississippi State
4	32	Bobby Walden	HB	Georgia
5	40	Monte Lee	LB	Texas
6	48	Jake Gibbs	QB	Mississippi
7	56	Dick Reynolds	T	N.C. State
8	64	Houston Antwine	G	Southern Illinois
9	72	Ralph White	T	Bowling Green
10	80	Charles Lee	C	Iowa
11	88	Robert Bird	G	Bowling Green
12	96	Bob McLeod	E	Abilene Christian
13	104	Gerald Hinton	G	Louisiana Tech
14	112	Jimmy King	T	Clemson
15	120	Dennis Ferriter	C	Marquette
16	128	Larry Wood	HB	Northwestern
17	136	Sam Fewell	T	South Carolina
18	144	Ike Grimsley	HB	Michigan State
19	152	Myron Pearson	HB	Colorado
20	160	Lewis Johnson	HB	Florida A&M
21	168	Ron Miller	QB	Wisconsin
22	176	Bob Kelly	E	New Mexico State
23	184	James Anderson	FB	Mississippi
24	192	Ken Gregory	E	Whittier
25	200	Jack Kreider	HB	Tulsa
26	208	Don Fuell	QB	Mississippi Southern
27	216	Boyd King	C	Rice
28	224	John Frongillo	C	Baylor
29a	229	Tom Lewis	E	Lake Forest
29b	232	Errol Linden	DE	Houston
30	240	Jim Stroud	T	Rice

**Draft Notes**

General Manager: Don Suman

- 29a – Pick acquired from N.Y. Titans

**1960****First Selections**

Player	Pos.	College
Peter Arena	G	Northwestern
Dick Bass	HB	Pacific West
William Bohler	T	St. Ambrose
Larry Cadwell	T	Louisville
Billy Cannon	HB	Louisiana State
Doug Cline	LB	Clemson
DeJustice Coleman	HB	Illinois
Bob Crandall	HB	New Mexico
Cleatus Drinnon	C	Hardin-Simmons
John Gremer	G	Illinois
George Herring	T	North Texas State
Don Hitt	C	Oklahoma State
Steve Johnson	QB	Pepperdine
John Lands	E	Montana
Jacky Lee	QB	Cincinnati
Bruce Maher	HB	Detroit
Don Mattson	T	Southern California
Mike McGee	G	Duke
Hugh McInnis	E	Mississippi State
Max Messner	T	Cincinnati
George Mulholland	E	New Mexico State
Gary O'Steen	HB	Alabama
Gene Prebola	E	Boston University
Palmer Pyle	T	Michigan State
William Roach	T	Texas Christian
Christian Simms	E	Rutgers
Phillip Snowden	QB	Missouri
Don Underwood	T	McNeese State
Duane Whetstone	FB	George Washington
Bob White	FB	Ohio State
Maury Youmans	T	Syracuse

**Second Selections**

Player	Pos.	College
Clair Branch	RB	Texas
Dave Chamberlain	HB	Miami (Ohio)
Stan Fanning	DE	Idaho
Don Cochran	T	Alabama
Jim Glasgow	T	Jackson State
Dave Graham	E	Virginia
Bob Haas	HB	Missouri
Lowell Hughes	QB	Kent State
Dale Johannson	T	Augustana
Jim Marshall	DT	Ohio State
Ron Morrison	T	New Mexico
Jerry Muennink	C	Texas
Paul Oglesby	T	UCLA
John Peppercorn	E	Kansas
Bob Peterson	C	Oregon
Bob Talamini	G	Kentucky
Bob Towns	E	Georgia
Bob Wasden	E	Auburn
Jim Welch	HB	Southern Methodist
Jim Wolff	HB	Panhandle A&M

**Draft Notes**

General Manager: (none)

**ALL-TIME TITANS/OILERS PICKS BY UNIVERSITY (1960-PRESENT)**

<b>School</b>	<b>Picks</b>	<b>School</b>	<b>Picks</b>	<b>School</b>	<b>Picks</b>	<b>School</b>	<b>Picks</b>
Texas	20	Fresno State	5	Mississippi Southern	2	Lake Forest	1
Oklahoma	15	Iowa State	5	Nicholls State	2	Marshall	1
Alabama	14	Jackson State	5	North Carolina A&T	2	Maryland-Eastern Shore	1
Auburn	14	Louisiana Tech	5	North Texas State	2	Massachusetts	1
Baylor	14	Louisville	5	Northern Arizona	2	McMurry	1
Penn State	14	Minnesota	5	Southwest Missouri	2	Minnesota State-Mankato	1
Louisiana State	13	New Mexico State	5	Samford	2	Minnesota-Duluth	1
Michigan State	13	Texas Tech	5	South Carolina State	2	Morningside	1
Rice	13	Tulane	5	South Dakota State	2	North Dakota	1
Houston	12	Washington State	5	Southern	2	North Dakota State	1
Mississippi	12	Arizona State	4	Texas A&M-Kingsville	2	Northeast Louisiana	1
Mississippi State	12	Boston College	4	Toledo	2	Northeast Missouri	1
Southern California	12	Brigham Young	4	Troy State	2	Northeast Oklahoma	1
Texas A&M	12	Colorado	4	Texas-El Paso	2	Northern Colorado	1
Georgia	11	Colorado State	4	Wake Forest	2	Northern Iowa	1
Miami (Fla.)	11	Lamar	4	Wyoming	2	Northwest Missouri State	1
Tennessee	11	Maryland	4	Air Force	1	New Mexico Highlands	1
Clemson	10	Prairie View	4	Akron	1	Nevada	1
Florida State	10	Syracuse	4	Alabama-Birmingham	1	Oregon State	1
Illinois	10	Tennessee State	4	Angelo State	1	Ottawa	1
Northwestern	10	Texas Southern	4	Appalachian State	1	Pacific West	1
Purdue	10	Tulsa	4	Arkansas State	1	Panhandle A&M	1
Stanford	10	Virginia	4	Arkansas AM&N	1	Pepperdine	1
Wisconsin	10	Western Kentucky	4	Arkansas Tech	1	Portland State	1
Florida	9	Cincinnati	3	Augustana	1	Richmond	1
Missouri	9	East Carolina	3	Austin Peay	1	Sam Houston State	1
Notre Dame	9	Florida A&M	3	Bemidji State	1	Santa Clara	1
Pittsburgh	9	Johnson Smith	3	Benedict	1	Shepherd	1
Texas Christian	9	McNeese State	3	Bishop	1	Simpson	1
West Virginia	9	Montana	3	Boise State	1	Southeast Louisiana	1
Arizona	8	Morgan State	3	Boston University	1	Southeast Missouri State	1
California	8	New Mexico	3	Brown	1	Southern Illinois	1
Grambling State	8	North Carolina Central	3	Cal State-Chico	1	Southern Utah	1
Iowa	8	North Carolina State	3	California, Pa.	1	St. Ambrose	1
Miami (Ohio)	8	Northern Illinois	3	Cameron	1	Tampa	1
Michigan	8	Northwestern State (La.)	3	Central Arkansas	1	Temple	1
Nebraska	8	Rutgers	3	Central Florida	1	Texas A&I	1
Utah	8	Southwest Texas State	3	Charlotte	1	Vanderbilt	1
North Carolina State	7	Stephen F. Austin	3	Cheyney	1	Villanova	1
Ohio State	7	Virginia Tech	3	Concordia College (MN)	1	Virginia State	1
Oklahoma State	7	West Texas State	3	Connecticut	1	Washburn	1
UCLA	7	Abilene Christian	2	Detroit	1	Washington (Mo.)	1
Alcorn State	6	Alabama State	2	Drake	1	West Texas State	1
Georgia Tech	6	Ball State	2	East Texas State	1	West Virginia State	1
Hawaii	6	Bowling Green	2	Eastern Michigan	1	West Virginia Tech	1
Kansas	6	California-Davis	2	Eastern New Mexico	1	Western Michigan	1
Kentucky	6	Chattanooga	2	Eastern Washington	1	Whittier	1
North Carolina	6	Duke	2	Florida Atlantic	1	Widener	1
Oregon	6	Humboldt State	2	Florida International	1	Wiley	1
South Carolina	6	Indiana	2	George Washington	1	William & Mary	1
Southern Methodist	6	Kansas State	2	Hardin-Simmons	1	Winston-Salem State	1
Southern Miss	6	Kent State	2	Howard Payne	1	Wisconsin-Oshkosh	1
Utah State	6	Lincoln	2	Idaho	1	Wisconsin-Stout	1
Washington	6	Marquette	2	Idaho	1		
Arkansas	5	Memphis State	2	Jacksonville State	1		
		Middle Tennessee State	2	Kalamazoo	1		
				La Verne	1		



The Titans traded for Ryan Tannehill in 2019.

## TITANS TRADE HISTORY SINCE 1997

### 2020 TRADES

Trade Date/Teams	Compensation	Overall	Player Selected	Note
<b>1. March 19, 2020</b>				
Tennessee Receives:	Draft Choice:	Round 7, 2020	#237 CB Thakarius Keyes	Pick traded to Kansas City; originally from New England
Denver Receives:	Player:	DT Jurrell Casey		
<b>2. April 25, 2020 (Draft Day Trade)</b>				
Tennessee Receives:	Draft Choice:	Round 6, 2021		Pick originally from New England through Denver
Kansas City Receives:	Draft Choice:	Round 7, 2020	#237 CB Thakarius Keyes	

### 2019 TRADES

Trade Date/Teams	Compensation	Overall	Player Selected	Note
<b>1. March 15, 2019</b>				
Tennessee Receives:	Player:	QB Ryan Tannehill		Pick traded to Pittsburgh
	Draft Choice:	Round 6, 2019	#188 LB David Long	
Miami Receives:	Draft Choice:	Round 7, 2019	#233 RB Chandler Cox	
	Draft Choice:	Round 4, 2020	#135 G Kevin Dotson	
<b>2. April 27, 2019 (Draft Day Trade)</b>				
Tennessee Receives:	Draft Choice:	Round 4, 2019	#116 DB Amani Hooker	Pick originally from Miami through New Orleans
	Draft Choice:	Round 5, 2019	#168 OLB D'Andre Walker	
N.Y. Jets Receive:	Draft Choice:	Round 4, 2019	#121 TE Trevon Wesco	Pick originally from New Orleans
	Draft Choice:	Round 5, 2019	#157 LB Blake Cashman	
<b>3. August 29, 2019</b>				
Tennessee Receives:	Player:	OLB Reggie Gilbert		
Green Bay Receives:	Draft Choice:	Round 6, 2020	#208 C Jake Hanson	
<b>4. August 31, 2019</b>				
Tennessee Receives:	Draft Choice:	Round 7, 2020	#224 QB Cole McDonald	
Cleveland Receives:	Player:	WR Taywan Taylor		

## TITANS TRADE HISTORY SINCE 1997

### 2018 TRADES

Trade Date/Teams	Compensation	Overall	Player Selected	Note	
<b>1. April 26, 2018 (Draft Day Trade)</b>					
Tennessee Receives:	Draft Choice:	Round 1, 2018	#22	LB Rashaan Evans	Pick originally from Kansas City through Buffalo
	Draft Choice:	Round 6, 2018	#215	C Bradley Bozeman	Pick traded back to Baltimore
Baltimore Receives:	Draft Choice:	Round 1, 2018	#25	TE Hayden Hurst	
	Draft Choice:	Round 4, 2018	#125	DB Avonte Maddox	Pick traded to Philadelphia
<b>2. April 27, 2018 (Draft Day Trade)</b>					
Tennessee Receives:	Draft Choice:	Round 2, 2018	#41	OLB Harold Landry	
Oakland Receives:	Draft Choice:	Round 2, 2018	#57	DT P.J. Hall	
	Draft Choice:	Round 3, 2018	#89	T Joseph Noteboom	Pick traded to L.A. Rams
<b>3. April 28, 2018 (Draft Day Trade)</b>					
Tennessee Receives:	Draft Choice:	Round 5, 2018	#152	DB Dane Cruikshank	
Baltimore Receives:	Draft Choice:	Round 5, 2018	#162	WR Jordan Lasley	
	Draft Choice:	Round 6, 2018	#215	C Bradley Bozeman	Pick originally from Baltimore
<b>4. August 28, 2018</b>					
Tennessee Receives:	Player:	OLB Kamalei Correa			
Baltimore Receives:	Draft Choice:	Round 6, 2019		DB Marcus Epps	Pick traded to Minnesota

### 2017 TRADES

Trade Date/Teams	Compensation	Overall	Player Selected	Note	
<b>1. April 28, 2017 (Draft Day Trade)</b>					
New England Receives:	Draft Choice:	Round 3, 2017	#83	DE Derek Rivers	
	Draft Choice:	Round 4, 2017	#124	LB Jalen Reeves-Maybin	Pick traded to Detroit
Tennessee Receives:	Draft Choice:	Round 3, 2017	#72	WR Taywan Taylor	Pick originally from Carolina
	Draft Choice:	Round 6, 2017	#200	T Adam Bisnowaty	Pick traded to N.Y. Giants; originally from Indianapolis
<b>2. April 29, 2017 (Draft Day Trade)</b>					
Philadelphia Receives:	Draft Choice:	Round 5, 2017	#164	G Isaac Asiata	Pick traded to Miami
	Draft Choice:	Round 6, 2017	#214	DT Elijah Qualls	Pick originally from Atlanta
Tennessee Receives:	Draft Choice:	Round 5, 2017	#155	LB Jayon Brown	
<b>3. April 29, 2017 (Draft Day Trade)</b>					
N.Y. Giants Receive:	Draft Choice:	Round 6, 2017	#200	T Adam Bisnowaty	Pick originally from Indianapolis through New England
Tennessee Receives:	Draft Choice:	Round 6, 2017	#207	DB Brandon Wilson	Pick traded to Cincinnati
	Draft Choice:	Round 7, 2017	#241	RB Khalfani Muhammad	
<b>4. April 29, 2017 (Draft Day Trade)</b>					
Cincinnati Receives:	Draft Choice:	Round 6, 2017	#207	DB Brandon Wilson	Pick originally from N.Y. Giants
Tennessee Receives:	Draft Choice:	Round 6, 2017	#217	OL Corey Levin	Compensatory pick
	Draft Choice:	Round 7, 2017	#227	OLB Josh Carraway	
<b>5. Sept. 1, 2017</b>					
Kansas City Receives:	Draft Choice:	Round 7, 2018	#243	DB Keion Crossen	Conditional draft choice; traded to New England
Tennessee Receives:	Player:	DE David King			

### 2016 TRADES

Trade Date/Teams	Compensation	Overall	Player Selected	Note	
<b>1. March 9, 2016</b>					
Philadelphia Receives:	Draft Choice:	Round 4, 2016	#100	QB Connor Cook	Pick traded from Philadelphia to Cleveland to Oakland
Tennessee Receives:	Player:	RB DeMarco Murray			
	Draft Choice:	Round 4, 2016	#113	LB Nick Kwiatkoski	Pick traded from Tennessee to Los Angeles to Chicago
<b>2. April 14, 2016</b>					
Los Angeles Receives:	Draft Choice:	Round 1, 2016	#1	QB Jared Goff	
	Draft Choice:	Round 4, 2016	#113	LB Nick Kwiatkoski	Pick originally from Philadelphia; traded from Los Angeles to Chicago
	Draft Choice:	Round 6, 2016	#177	TE Temarrick Hemingway	

## TITANS TRADE HISTORY SINCE 1997

Tennessee Receives:	Draft Choice:	Round 1, 2016	#15	WR Corey Coleman	Pick traded from Tennessee to Cleveland
	Draft Choice:	Round 2, 2016	#43	DL Austin Johnson	Pick originally from Philadelphia
	Draft Choice:	Round 2, 2016	#45	RB Derrick Henry	
	Draft Choice:	Round 3, 2016	#76	T Shon Coleman	Pick traded from Tennessee to Cleveland
	Draft Choice:	Round 1, 2017	#5	WR Corey Davis	
	Draft Choice:	Round 3, 2017	#100	TE Jonnu Smith	Compensatory pick

### 3. April 28, 2016 (Draft Day Trade)

Cleveland Receives:	Draft Choice:	Round 1, 2016	#15	WR Corey Coleman	Pick originally from Los Angeles
	Draft Choice:	Round 3, 2016	#76	T Shon Coleman	Pick originally from Los Angeles
	Draft Choice:	Round 2, 2017	#52	QB DeShone Kizer	
Tennessee Receives:	Draft Choice:	Round 1, 2016	#8	T Jack Conklin	Pick originally from Miami through Philadelphia
	Draft Choice:	Round 6, 2016	#176	RB Andy Janovich	Pick traded from Tennessee to Denver

### 4. April 30, 2016 (Draft Day Trade)

Denver Receives:	Draft Choice:	Round 6, 2016	#176	RB Andy Janovich	Pick originally from Cleveland
	Draft Choice:	Round 6, 2017	#203	RB De'Angelo Henderson	
Tennessee Receives:	Draft Choice:	Round 5, 2016	#157	CB LeShaun Sims	Pick originally from N.Y. Jets
	Draft Choice:	Round 7, 2016	#253	CB Kalan Reed	

### 5. Aug. 16, 2016

Tennessee Receives:	Player:	G/T Dennis Kelly
Philadelphia Receives:	Player:	WR Dorial Green-Beckham

## 2015 TRADES

Trade Date/Teams	Compensation	Overall	Player Selected	Note	
<b>1. May 1, 2015 (Draft Day Trade)</b>					
New York Giants Receive:	Draft Choice:	Round 2, 2015	#33	S Landon Collins	
Tennessee Receives:	Draft Choice:	Round 2, 2015	#40	WR Dorial Green-Beckham	
	Draft Choice:	Round 4, 2015	#108	FB Jalston Fowler	
	Draft Choice:	Round 7, 2015	#245	WR Tre McBride	Pick originally from Denver
<b>2. Sept. 4, 2015</b>					
Atlanta Receives:	Player:	G Andy Levitre			
Tennessee Receives:	Draft Choice:	Round 6, 2016	#193	G Sebastian Tretola	
	Draft Choice:	Round 6, 2017	#214	DT Elijah Qualls	Pick traded to Philadelphia
<b>3. Sept. 6, 2015</b>					
Cleveland Receives:	Draft Choice:	Conditional 2016 Pick	(none)	Conditions not met for Cleveland to receive pick	
Tennessee Receives:	Player:	RB Terrance West			

## 2014 TRADES

Trade Date/Teams	Compensation	Overall	Player Selected	Note	
<b>1. May 9, 2014 (Draft Day Trade)</b>					
Philadelphia Receives:	Draft Choice:	Round 2, 2014	#42	WR Jordan Matthews	
Tennessee Receives:	Draft Choice:	Round 2, 2014	#54	RB Bishop Sankey	
	Draft Choice:	Round 4, 2014	#122	DB Marqueston Huff	
<b>2. May 10, 2014 (Draft Day Trade)</b>					
Washington Receives:	Draft Choice:	Round 6, 2014	#186	RB Lache Seastrunk	
	Draft Choice:	Round 7, 2014	#228	K Zach Hocker	
Tennessee Receives:	Draft Choice:	Round 6, 2014	#178	QB Zach Mettenberger	
<b>3. Aug. 30, 2014</b>					
Dallas Receives:	Player:	DE Lavar Edwards			
Tennessee Receives:	Draft Choice:	Conditional 2015 Pick	(none)	Conditions not met for Tennessee to receive pick	
<b>4. Oct. 22, 2014</b>					
New England Receives:	Player:	LB Akeem Ayers			
	Draft Choice:	Round 7, 2015	#219	ILB Hayes Pullard	Pick by Cleveland after trade from New England
Tennessee Receives:	Draft Choice:	Round 6, 2015	#208	C Andy Gallik	

## TITANS TRADE HISTORY SINCE 1997

### 2013 TRADES

Trade Date/Teams	Compensation	Overall	Player Selected	Note
<b>1. April 26, 2013 (Draft Day Trade)</b>				
San Francisco Receives:	Draft Choice:	Round 2, 2013	#40	DE Cornelius Carradine
	Draft Choice:	Round 7, 2013	#216	WR Charles Johnson
	Draft Choice:	Round 3, 2014	#77	LB Chris Borland
Tennessee Receives:	Draft Choice:	Round 2, 2013	#34	WR Justin Hunter

### 2012 TRADES

Trade Date/Teams	Compensation	Overall	Player Selected	Note
<b>1. April 28, 2012 (Draft Day Trade)</b>				
Miami Receives:	Draft Choice:	Round 5, 2012	#155	LB Josh Kaddu
	Draft Choice:	Round 7, 2012	#227	WR Rishard Matthews
Tennessee Receives	Draft Choice:	Round 5, 2012	#145	TE Taylor Thompson
<b>2. April 28, 2012 (Draft Day Trade)</b>				
Minnesota Receives:	Draft Choice:	Round 6, 2013	#176	T David Quessenberry
				Pick by Houston after trade from MIN to AZ to OAK to HOU
Tennessee Receives:	Draft Choice:	Round 7, 2012	#211	DE Scott Solomon

### 2011 TRADES

Trade Date/Teams	Compensation	Overall	Player Selected	Note
<b>1. Sept. 3, 2011</b>				
Green Bay Receives:	Draft Choice:	Conditional 2012 Pick	(none)	Conditions not met for Green Bay to receive pick
Tennessee Receives:	Player:	FB Quinn Johnson		

### 2010 TRADES

Trade Date/Teams	Compensation	Overall	Player Selected	Note
<b>1. April 24, 2010 (Draft Day Trade)</b>				
Seattle Receives:	Draft Choice:	Round 4, 2010	#111	DB Walter Thurmond
	Draft Choice:	Round 6, 2010	#185	TE Anthony McCoy
	Player:	RB LenDale White		
	Player:	DT Kevin Vickerson		
Tennessee Receives:	Draft Choice:	Round 4, 2010	#104	CB Alterraun Verner
	Draft Choice:	Round 6, 2010	#176	QB Rusty Smith

### 2009 TRADES

Trade Date/Teams	Compensation	Overall	Player Selected	Note
<b>1. April 26, 2009 (Draft Day)</b>				
New England Receives:	Draft Choice:	Round 2, 2010	#47	LB Daryl Washington
Tennessee Receives:	Draft Choice:	Round 3, 2009	#89	TE Jared Cook

### 2008 TRADES

Trade Date/Teams	Compensation	Overall	Player Selected	Note
<b>1. April 26, 2008 (Draft Day)</b>				
Dallas Receives:	Player:	CB Pacman Jones		
	Draft Choice:	Round 5, 2009	#166	DB Michael Hamlin
Tennessee Receives:	Draft Choice:	Round 4, 2008	#126	WR Lavelle Hawkins
<b>2. April 27, 2008 (Draft Day)</b>				
Washington Receives:	Draft Choices:	Round 4, 2008	#124	CB Justin Tryon
	Draft Choice:	Round 5, 2008	#157	G Roy Schuening
Tennessee Receives:	Draft Choice:	Round 4, 2008	#103	DE William Hayes
				Pick later traded to St. Louis
				Pick originally from Atlanta



## TITANS TRADE HISTORY SINCE 1997

### 2007 TRADES

Trade Date/Teams	Compensation	Overall	Player Selected	Note
<b>1. Sept. 11, 2007</b>				
Seattle Receives:	Draft Choice:	Round 6, 2008	#189	LS Tyler Schmitt
Tennessee Receives:	Player:	DE Bryce Fisher		

### 2006 TRADES

Trade Date/Teams	Compensation	Overall	Player Selected	Note
<b>1. April 29, 2006 (Draft Day)</b>				
Philadelphia Receives:	Draft Choice:	Round 2, 2006	#39	T Winston Justice
Tennessee Receives:	Draft Choice:	Round 2, 2006	#45	RB LenDale White
	Draft Choice:	Round 4, 2006	#116	LB Stephen Tulloch
<b>2. April 30, 2006 (Draft Day)</b>				
Indianapolis Receives:	Draft Choice:	Round 7, 2006	#238	CB T.J. Rushing
Tennessee Receives:	Draft Choice:	Round 6, 2007	#206	CB Ryan Smith
				Pick originally obtained from Ind. for Rocky Calmus
<b>3. June 9, 2006</b>				
Baltimore Receives:	Player:	QB Steve McNair		
Tennessee Receives:	Draft Choice:	Round 4, 2007	#128	WR Chris Davis
<b>4. Sept. 20, 2006</b>				
San Diego Receives:	Player:	QB Billy Volek		
Tennessee Receives:	Draft Choice:	Round 6, 2007	#204	DE Jacob Ford

### 2005 TRADES

Trade Date/Teams	Compensation	Overall	Player Selected	Note
<b>1. April 6, 2005</b>				
Kansas City Receives:	Player:	DE Carlos Hall		
Tennessee Receives:	Draft Choice:	Round 5, 2005	#150	T Daniel Loper
<b>2. April 23, 2005 (Draft Day)</b>				
Detroit Receives:	Draft Choice:	Round 2, 2005	#37	DE Shaun Cody
Tennessee Receives:	Draft Choice:	Round 2, 2005	#41	T Michael Roos
	Draft Choice:	Round 4, 2005	#113	T David Stewart
<b>3. July 19, 2005</b>				
Buffalo Receives:	Draft Choice:	Round 3, 2006	#70	CB Ashton Youboty
Tennessee Receives:	Player:	RB Travis Henry		
<b>4. Sept. 3, 2005</b>				
Indianapolis Receives:	Player:	LB Rocky Calmus		
Tennessee Receives:	Draft Choice:	Round 7, 2006	#238	CB T.J. Rushing
				Pick traded back to Ind. on April 30, 2006

### 2004 TRADES

Trade Date/Teams	Compensation	Overall	Player Selected	Note
<b>1. March 8, 2004</b>				
New York Jets Receive:	Player:	WR Justin McCareins		
Tennessee Receives:	Draft Choice:	Round 2, 2004	#42	DE Travis LaBoy
<b>2. April 24, 2004 (Draft Day)</b>				
Houston Receives:	Draft Choice:	Round 1, 2004	#27	DE Jason Babin
	Draft Choice:	Round 5, 2004	#159	T Sean Bubin
Tennessee Receives:	Draft Choice:	Round 2, 2004	#40	TE Ben Troupe
	Draft Choice:	Round 3, 2004	#71	DT Randy Starks
	Draft Choice:	Round 4, 2004	#103	DE Bo Schobel
	Draft Choice:	Round 5, 2004	#138	G Jacob Bell
				Pick later traded to Jacksonville

## TITANS TRADE HISTORY SINCE 1997

### 2003 TRADES

Trade Date/Teams	Compensation	Overall	Player Selected	Note	
<b>1. April 27, 2003 (Draft Day)</b>					
New England Receives:	Draft Choice:	Round 5, 2003	#164	C Dan Koppen	
	Draft Choice:	Round 6, 2003	#201	QB Kliff Kingsbury	
	Draft Choice:	Round 7, 2003	#243	DT Ethan Kelley	
Tennessee Receives:	Draft Choice:	Round 5, 2003	#154	S Donnie Nickey	Pick originally from Houston
	Draft Choice:	Round 7, 2003	#225	T Todd Williams	Pick originally from St. Louis

### 2002 TRADES

Trade Date/Teams	Compensation	Overall	Player Selected	Note
<b>1. April 20, 2002 (Draft Day)</b>				
N.Y. Giants Receive:	Draft Choice:	Round 1, 2002	#14	TE Jeremy Shockey
Tennessee Receives:	Draft Choice:	Round 1, 2002	#15	DT Albert Haynesworth
	Draft Choice:	Round 4, 2002	#115	CB Tony Beckham

### 2001 TRADES

Trade Date/Teams	Compensation	Overall	Player Selected	Note
<b>1. April 4, 2001</b>				
St. Louis Receives:	Draft Choice:	Round 1, 2001	#29	DT Ryan Pickett
Tennessee Receives:	Player:	DE Kevin Carter		
<b>2. Sept. 2, 2001</b>				
Green Bay Receives:	Player:	DT Rod Walker		
Tennessee Receives:	Draft Choice:	Round 7, 2002	#240	DE Carlos Hall
<b>3. Sept. 2, 2001</b>				
Carolina Receives:	Player:	S Perry Phenix		
Tennessee Receives:	Draft Choice:	Conditional Future Pick	(none)	Conditions not met for Tennessee to receive pick

### 2000 TRADES

Trade Date/Teams	Compensation	Overall	Player Selected	Note
<b>1. April 15, 2000 (Draft Day)</b>				
Philadelphia Receives:	Draft Choice:	Round 2, 2000	#61	G Bobby Williams
Tennessee Receives:	Draft Choice:	Round 3, 2000	#68	TE Erron Kinney
	Draft Choice:	Round 5, 2000	#135	S Aric Morris
<b>2. Aug. 27, 2000</b>				
Oakland Receives:	Draft Choice:	Round 7, 2001	#229	WR Ken-Yon Rambo
Tennessee Receives:	Player:	C Gennaro DiNapoli		

### 1999 TRADES

Trade Date/Teams	Compensation	Overall	Player Selected	Note
<b>1. April 17, 1999 (Draft Day)</b>				
New England Receives:	Draft Choice:	Round 2, 1999	#46	RB Kevin Faulk
Tennessee Receives:	Draft Choice:	Round 2, 1999	#52	DT John Thornton
	Draft Choice:	Round 4, 1999	#117	CB Donald Mitchell

### 1998 TRADES

Trade Date/Teams	Compensation	Overall	Player Selected	Note
<b>1. Sept. 1, 1998</b>				
Chicago Receives:	Player:	LB Lemanski Hall		
Tennessee Receives:	Draft Choice:	Round 7, 2000	#213	RB Mike Green

## TITANS TRADE HISTORY SINCE 1997

### 1997 TRADES

Trade Date/Teams	Compensation	Overall	Player Selected	Note
<b>1. Feb. 24, 1997</b>				
Atlanta Receives:	Player:		QB Chris Chandler	
Tennessee Receives:	Draft Choice:	Round 4, 1997	#98 WR Derrick Mason	
	Draft Choice:	Round 6, 1997	#165 TE Nicky Savoie	Pick later traded to New Orleans
<b>2. April 19, 1997 (Draft Day)</b>				
Kansas City Receives:	Draft Choice:	Round 1, 1997	#13 TE Tony Gonzalez	
	Draft Choice:	Round 4, 1997	#110 QB Pat Barnes	
Tennessee Receives:	Draft Choice:	Round 1, 1997	#18 DE Kenny Holmes	
	Draft Choice:	Round 3, 1997	#81 T Scott Sanderson	
	Draft Choice:	Round 4, 1997	#116 WR Keith Poole	Pick later traded to New Orleans
	Draft Choice:	Round 6, 1997	#181 LB Dennis Stallings	
<b>3. April 20, 1997 (Draft Day)</b>				
New Orleans Receives:	Draft Choice:	Round 4, 1997	#116 WR Keith Poole	Pick originally from Kansas City
	Draft Choice:	Round 6, 1997	#165 TE Nicky Savoie	Pick originally from Atlanta
Tennessee Receives:	Draft Choice:	Round 4, 1997	#107 DE Pratt Lyons	

## VETERAN FREE AGENCY HISTORY

### 2020

#### Players Signed (7)

OLB Vic Beasley, Jr. (Atlanta)  
 DB Ibraheim Campbell (Green Bay)  
 DL Jack Crawford (Atlanta)  
 LB Nick Dzubnar (L.A. Chargers)  
 CB Johnathan Joseph (Houston)  
 RB Seniorise Perry (Buffalo)  
 T Ty Sambrailo (Atlanta)

#### Players Lost (6)

T Jack Conklin (Cleveland)  
 WR Darius Jennings (L.A. Chargers)  
 DL Austin Johnson (N.Y. Giants)  
 QB Marcus Mariota (Las Vegas)  
 WR Tajaé Sharpe (Minnesota)  
 CB LeShaun Sims (Cincinnati)

### 2019

#### Players Signed (4)

WR Adam Humphries (Tampa Bay)  
 G Rodger Saffold (L.A. Rams)  
 DL Brent Urban (Baltimore)  
 OLB Cameron Wake (Miami)

#### Players Lost (2)

TE Luke Stocker (Atlanta)  
 G Quinton Spain (Buffalo)

### 2018

#### Players Signed (10)

CB Malcolm Butler (New England)  
 WR Michael Campanaro (Baltimore)  
 LB Will Compton (Washington)  
 QB Blaine Gabbert (Arizona)  
 RB Dion Lewis (New England)  
 S Kendrick Lewis (Baltimore)  
 DL Bennie Logan (Kansas City)  
 G Kevin Pamphile (Tampa Bay)  
 OL Xavier Su'a-Filo (Houston)  
 WR Nick Williams (Atlanta)

#### Players Lost (3)

DB Curtis Riley (N.Y. Giants)  
 QB Brandon Weeden (Houston)  
 LB Avery Williamson (N.Y. Jets)

### 2017

#### Players Signed (8)

LB Daren Bates (Oakland)  
 S Johnathan Cyprien (Jacksonville)  
 CB Demontre Hurst (Chicago)  
 OL Tim Lelito (New Orleans)  
 CB Logan Ryan (New England)  
 S Brynden Trawick (Oakland)  
 KR/WR Eric Weems (Atlanta)  
 NT Sylvester Williams (Denver)

#### Players Lost (9)

LB David Bass (Seattle)  
 T/G Byron Bell (Dallas)  
 CB Valentino Blake (N.Y. Giants)  
 TE Anthony Fasano (Miami)  
 C/G Brian Schwenke (Indianapolis)  
 LB Sean Spence (Indianapolis)  
 S Daimion Stafford (Pittsburgh)  
 G Chance Warmack (Philadelphia)  
 WR Kendall Wright (Chicago)

### 2016

#### Players Signed (7)

CB Brice McCain (Miami)  
 C Ben Jones (Houston)  
 QB Matt Cassel (Dallas)  
 WR Rishard Matthews (Miami)  
 LB Sean Spence (Pittsburgh)  
 CB Antwon Blake (Pittsburgh)  
 S Rashad Johnson (Arizona)

#### Players Lost (5)

LB Zach Brown (Buffalo)  
 FB Steven Johnson (Pittsburgh)  
 OL Joe Looney (Dallas)  
 DT Mike Martin (Philadelphia)  
 CB Coty Sensabaugh (Los Angeles)

### 2015

#### Players Signed (7)

T Byron Bell (Carolina)  
 CB Perrish Cox (San Francisco)  
 WR Harry Douglas (Atlanta)  
 TE Anthony Fasano (Kansas City)  
 WR Hakeem Nicks (Indianapolis)  
 OLB Brian Orakpo (Washington)

S Da'Norris Searcy (Buffalo)

#### Players Lost (3)

CB Brandon Ghee (Cincinnati)  
 FB Collin Mooney (Atlanta)  
 WR Nate Washington (Houston)

### 2014

#### Players Signed (8)

RB Dexter McCluster (Kansas City)  
 DL Al Woods (Pittsburgh)  
 QB Charlie Whitehurst (San Diego)  
 LB Wesley Woodyard (Denver)  
 T Michael Oher (Baltimore)  
 LB Shaun Phillips (Denver)  
 G/C Eric Olsen (Pittsburgh)  
 WR Brian Robiskie (Atlanta)

#### Players Lost (4)

CB Alterraun Verner (Tampa Bay)  
 WR Damian Williams (Miami)  
 WR Kenny Britt (St. Louis)  
 QB Rusty Smith (N.Y. Giants)

### 2013

#### Players Signed (14)

S George Wilson (Buffalo)  
 LB Moise Fokou (Indianapolis)  
 RB Shonn Greene (N.Y. Jets)  
 DT Sammie Hill (Detroit)  
 G Andy Levitre (Buffalo)  
 TE Delanie Walker (San Francisco)  
 G/C Rob Turner (St. Louis)  
 QB Ryan Fitzpatrick (Buffalo)  
 S Bernard Pollard (Baltimore)  
 DE Ropati Pitoitua (Kansas City)  
 WR Kevin Walter (Houston)  
 C/G Chris Spencer (Chicago)  
 RB Jalen Parmele (Jacksonville)  
 DT Antonio Johnson (Indianapolis)

#### Players Lost (5)

TE Jared Cook (St. Louis)  
 LB Zac Diles (Kansas City)  
 G Leroy Harris (Detroit)  
 DT Sen'Derrick Marks (Jacksonville)  
 DE Jarius Wynn (San Diego)

## VETERAN FREE AGENCY HISTORY

### 2012

#### Players Signed (7)

G Steve Hutchinson (Minnesota)  
DE Kamerion Wimbley (Oakland)  
DE Leger Douzable (Jacksonville)  
LB Zac Diles (Indianapolis)  
G Kyle DeVan (Philadelphia)  
C Jon Cooper (Minnesota)  
S Aaron Francisco (Detroit)

#### Players Lost (6)

WR Donnie Avery (Indianapolis)  
CB Cortland Finnegan (St. Louis)  
S Chris Hope (Atlanta)  
DE William Hayes (St. Louis)  
DE Jason Jones (Seattle)  
LB Barrett Ruud (Seattle)

### 2011

#### Players Signed (11)

QB Matt Hasselbeck (Seattle)  
DT Shaun Smith (Kansas City)  
TE Daniel Graham (Denver)  
LB Barrett Ruud (Tampa Bay)  
CB Frank Walker (Minnesota)  
S Jordan Babineaux (Seattle)  
T Pat McQuistan (Miami)  
S Anthony Smith (Green Bay)  
T Adam Terry (Jacksonville)  
RB Kestahn Moore (Washington)  
WR Kevin Curtis (Kansas City)

#### Players Lost (4)

DE Jason Babin (Philadelphia)  
QB Kerry Collins (Indianapolis)  
LB Stephen Tulloch (Detroit)  
TE Bo Scaife (Cincinnati)

### 2010

#### Players Signed (6)

LB Will Witherspoon (Philadelphia)  
P/K Ricky Schmitt (San Francisco)  
DE Jason Babin (Philadelphia)  
CB Tye Hill (Atlanta)  
QB Chris Simms (Denver)  
TE Sean Ryan (Washington)

#### Players Lost (2)

DE Kyle Vanden Bosch (Detroit)  
TE Alge Crumpler (New England)

### 2009

#### Players Signed (5)

CB DeMarcus Faggins (Houston)  
DT Jovan Haye (Tampa Bay)  
WR Mark Jones (Carolina)  
QB Patrick Ramsey (Denver)  
WR Nate Washington (Pittsburgh)

#### Players Lost (6)

CB Chris Carr (Baltimore)  
DT Albert Haynesworth (Washington)  
WR Brandon Jones (San Francisco)  
CB Eric King (Detroit)  
T Daniel Loper (Detroit)  
QB Chris Simms (Denver)

### 2008

#### Players Signed (7)

TE Dwayne Blakley (Atlanta)  
CB Chris Carr (RFA-Oakland)  
TE Alge Crumpler (Atlanta)  
DE Jevon Kearse (Philadelphia)  
WR Justin McCareins (N.Y. Jets)  
OT Jake Scott (Indianapolis)  
LB Josh Stamer (Buffalo)

#### Players Lost (8)

G Jacob Bell (St. Louis)  
RB Chris Brown (Houston)  
LB Gilbert Gardner (Detroit)  
TE Ben Hartssock (Atlanta)  
DE Travis LaBoy (Arizona)  
DE Antwan Odom (Cincinnati)  
DT Randy Starks (Miami)  
TE Ben Troupe (Tampa Bay)

### 2007

#### Players Signed (6)

LB Ryan Fowler (RFA-Dallas)  
WR Justin Gage (Chicago)  
CB Nick Harper (Indianapolis)  
CB Kelly Herndon (Seattle)  
QB Tim Rattay (Tampa Bay)  
S Bryan Scott (New Orleans)

#### Players Lost (3)

WR Drew Bennett (St. Louis)  
DT Robaire Smith (Cleveland)  
WR Bobby Wade (Minnesota)

### 2006

#### Players Signed (4)

WR David Givens (New England)  
S Chris Hope (Pittsburgh)  
C Kevin Mawae (N.Y. Jets)  
LB David Thornton (Indianapolis)

#### Players Lost (4)

LB Rocky Boiman (Dallas)  
C Justin Hartwig (Carolina)  
LB Brad Kassell (N.Y. Jets)  
S Tank Williams (Minnesota)

### 2005

#### Players Signed (1)

DE Kyle Vanden Bosch (Arizona)

#### Players Lost (4)

RB Antowain Smith (New Orleans)  
WR Eddie Berlin (Chicago)  
CB Andre Dyson (Seattle)  
TE Shad Meier (New Orleans)

### 2004

#### Players Signed (0)

#### Players Lost (2)

DE Jevon Kearse (Philadelphia)  
DT Robaire Smith (Houston)

### 2003

#### Players Signed (0)

#### Players Lost (5)

WR Kevin Dyson (Carolina)  
DT John Thornton (Cincinnati)

CB Dainon Sidney (Buffalo)  
CB Donald Mitchell (Dallas)  
S Rich Coady (Indianapolis)

### 2002

#### Players Signed (4)

S Lance Schulters (San Francisco)  
FB Greg Comella (N.Y. Giants)  
C Jeff Smith (Jacksonville)  
RB Robert Holcombe (St. Louis)

#### Players Lost (4)

DT Jason Fisk (San Diego)  
DT Josh Evans (N.Y. Jets)  
LB Greg Favors (Indianapolis)  
C Kevin Long (Jacksonville)

### 2001

#### Players Signed (2)

K Joe Nedney (Carolina)  
CB DeRon Jenkins (San Diego)

#### Players Lost (2)

DE Kenny Holmes (N.Y. Giants)  
CB Denard Walker (Denver)

### 2000

#### Players Signed (2)

LB Randall Godfrey (Dallas)  
T Fred Miller (St. Louis)

#### Players Lost (5)

LB Joe Bowden (Dallas)  
LB Doug Colman (Oakland)  
S Anthony Dorsett (Oakland)  
TE Jackie Harris (Dallas)  
T Jon Runyan (Philadelphia)

### 1999

#### Players Signed (5)

DT Jason Fisk (Minnesota)  
DT Mike Jones (New England)  
FB Lorenzo Neal (Tampa Bay)  
QB Neil O'Donnell (Cincinnati)  
DE Mike Frederick (Jets)

#### Players Lost (3)

DE Anthony Cook (Washington)  
C Mark Stepnoksi (Dallas)  
DT Gary Walker (Jacksonville)

### 1998

#### Players Signed (3)

TE Jackie Harris (Tampa Bay)  
P Craig Hentrich (Green Bay)  
WR Yancey Thigpen (Pittsburgh)

#### Players Lost (1)

G Kevin Donnalley (Miami)

### 1997

#### Players Signed (2)

QB Dave Krieg (Chicago)  
LB Lonnie Marts (Tampa Bay)

#### Players Lost (2)

LB Michael Barrow (Carolina)  
CB Cris Dishman (Washington)

## VETERAN FREE AGENCY HISTORY

### 1996

#### Players Signed (4)

WR Willie Davis (Kansas City)  
RB Ronnie Harmon (San Diego)  
S Rafael Robinson (Seattle)  
P Reggie Roby (Tampa Bay)

#### Players Lost (1)

LB Eddie Robinson (Jacksonville)

### 1995

#### Players Signed (5)

QB Chris Chandler (Rams)  
KR Mel Gray (Detroit)  
C Mark Stepanoski (Dallas)  
T Irv Eatman (Atlanta)  
WR Derek Russell (Denver)

#### Players Lost (5)

LB Lamar Lathon (Carolina)  
S Bo Orlando (San Diego)  
DE Tim Roberts (New England)  
G Bill Schultz (Denver)  
RB Lorenzo White (Cleveland)

### 1994

#### Players Signed (5)

TE Pat Carter (Rams)  
P Rich Camarillo (Arizona)  
QB Sean Salisbury (Minnesota)  
DE Kenny Davidson (Pittsburgh)  
RB Todd McNair (Kansas City)

#### Players Lost (3)

DE William Fuller (Philadelphia)  
DE Sean Jones (Green Bay)  
P Greg Montgomery (Detroit)

### 1993

#### Players Signed (2)

WR Willie Drewrey (Tampa Bay)  
LB Robert Lyles (Atlanta)

#### Players Lost (3)

LB Rick Graf (Washington)  
CB Jerry Gray (Tampa Bay)  
T Don Maggs (Denver)

### 1992

#### *Plan B*

#### Players Signed (3)

CB Jerry Gray (Los Angeles)  
WR Jeff Query (Green Bay)  
RB Spencer Tillman (San Francisco)

#### Players Lost (4)

LB Eric Fairs (Buffalo)  
WR Drew Hill (Atlanta)  
WR Alex Johnson (New England)  
WR Tony Jones (Atlanta)

### 1991

#### *Plan B*

#### Players Signed (7)

DE Robert Banks (Cleveland)  
S Eric Bergeson (Atlanta)  
LB Rick Graf (Miami)  
S John Hagy (Buffalo)  
WR Richard Johnson (Detroit)  
WR Cedric Jones (New England)  
RB Kerry Porter (Denver)

#### Players Lost (4)

CB Steve Brown (San Francisco)  
RB Victor Jones (New England)  
S Brett Tucker (Buffalo)  
K Tony Zendejas (Los Angeles)

### 1990

#### *Plan B*

#### Players Signed (8)

S David Arnold (Pittsburgh)  
WR Bernard Ford (Dallas)  
WR Carl Harry (Washington)  
DE Ezra Johnson (Indianapolis)  
S Terry Kinard (Giants)  
S Leander Knight (Jets)  
WR GERAL McNeil (Cleveland)  
G Tommy Robinson (Atlanta)

#### Players Lost (7)

S Jeff Donaldson (Chiefs)  
S Tracey Eaton (Arizona)  
FB Tracy Johnson (Atlanta)  
TE Bob Mrosko (Giants)  
DE Anthony Spears (Dallas)  
TE Chris Verhulst (Denver)  
C/G George Yarno (Green Bay)

### 1989

#### *Plan B*

#### Players Signed (7)

FB Carl Byrum (Buffalo)  
DE Mark Garalczyk (Jets)  
WR Kenny Jackson (Philadelphia)  
TE Calvin Magee (Tampa Bay)  
LB Matt Monger (Jets)  
DE/TE Colin Scotts (Arizona)  
C/G George Yarno (Atlanta)

#### Players Lost (13)

DE Robert Banks (Cleveland)  
S Keith Bostic (Indianapolis)  
LB Toby Caston (Detroit)  
LB Kurt Crain (Green Bay)  
T John Davis (Buffalo)  
WR Willie Drewrey (Tampa Bay)  
LB Mark Dusbabek (Minnesota)  
QB Brent Pease (Miami)  
RB Spencer Tillman (San Francisco)  
T David Viaene (New England)  
FB Ray Wallace (Pittsburgh)  
T Doug Williams (Seattle)  
TE Jamie Williams (San Francisco)

## ALL-TIME COACHES ROSTER

Andrus, Bart.....	1997-99, 2008	Helton, Kim.....	1987-89	Rapp, Vic.....	1983
April, Bobby.....	2016	Henley, Chandler.....	2018-19	Reese, Floyd.....	1986-89
# Armstrong, Neill.....	1962-63	Henning, Dan.....	1972	* Rhome, Jerry.....	1995-96
Aukerman, Craig.....	2017-19	Henshaw, George.....	1997-05, 2013	Rice, George.....	1975-76
Baggett, Charlie.....	1993-94	* Hill, King.....	1971-80	Roberts, Al.....	1984-85
Baugh, Sammy.....	1964-65	Hoffman, Steve.....	2013-17	Robertson, Marcus.....	2007-11
Beatty, Bruce.....	1973	Houston, Ken.....	1982-85	Robinson, Wayne.....	1966-67
Beightol, Larry.....	1995	# Horton, Ray.....	2014-15	* Robiskie, Terry.....	2016-17
Bell, Brian.....	2018-19	Huff, Gary.....	1986	Rocker, Tracy.....	2011-13
Bettis, Tom.....	1986-87, '93-94	Hughes, Ed.....	1971	# Ryan, Buddy.....	1993
# Biles, Ed.....	1974-80, '81-83	Ivy, Frank "Pop".....	1962-63	Rymkus, Lou.....	1960-61, '65
Blaney, Brandon.....	2016-17	Jackson, Frisman.....	2017	Saban, Nick.....	1988-89
Boghosian, Sam.....	1974-75	Jackson, Milt.....	1986-88	#* Schlinkman, Walt.....	1960-63, 1965-71, 1976
Booker, Scott.....	2018-19	Jackson, Steve.....	2016-17	# Schwartz, Jim.....	1999-08
Bostad, Bob.....	2014-15	James, Ned.....	2002-05	Selcer, Dick.....	1981-82
Bourgeois, Andy.....	1973-83	* Jamieson, Dick.....	1986-87	Sherman, Ray.....	1988-89, 2005-06
Bowen, Shane.....	2018-19	Jefferson, Shawn.....	2013-15	* Shipp, Ken.....	1977-78
Bratkowski, Bob.....	2016	Johnson, Craig.....	2000-10	Shively, Doug.....	1986-89
Breaux, Don.....	1972	Jones, June.....	1987-88	* Shofner, Jim.....	1981-82
Brown, Greg.....	1997-98	Jones, Ronnie.....	1993	# Sidwell, Steve.....	1995-96
Brown, Steve.....	2012-15	Kaczor, Nate.....	2012-15	Simmons, Warren.....	1996
Bugel, Joe.....	1977-80	Kanavy, Tom.....	2017-18	Simpson, Jackie.....	1972
Burke, Matt.....	2006-08	* LaFleur, Matt.....	2018	Skipper, Jim.....	2011-12
Bush, Frank.....	1992-94, 2011-12	# LeBeau, Dick.....	2015-17	* Smith, Arthur.....	2011-19
Byner, Earnest.....	2008-09	Lemm, Wally.....	1960-61, '66-70	Smith, Giff.....	2014-15
Callahan, Ray.....	1981-82	Lemmerman, Bruce.....	1984-85	Smith, Jerry.....	1972
Campbell, Hugh.....	1984-85	* Loggains, Dowell.....	2008-13	Smith, Richard.....	1988-92
Carpenter, Lew.....	1973-74	London, Charles.....	2011	Smith, Sherman.....	1995-07
Carter, Keith.....	2018-19	Lowry, Alan.....	1996-12	Spanos, Lou.....	2014-17
# Cecil, Chuck.....	2001-10	Madro, Joe.....	1972-74	Speedie, Mac.....	1960-61
Childress, Joe.....	1966-70	Matthews, Bruce.....	2011-13	Spencer, Joe.....	1961-65
Cioffi, Louie.....	2014-15	Matthews, Cannon.....	2014-15	Stanley, Jim.....	1990-94
* Chow, Norm.....	2005-07	Maxie, Brett.....	2012-13	Staub, Ralph.....	1982-83
Conkright, W.F. "Red".....	1963-64	McCalmon, Miller.....	1986-87	Steber, John.....	1964
Coombs, Kerry.....	2018-19	McCullough, Ken.....	1976	* Steckel, Les.....	1995-99
* Coury, Dick.....	1994-96	McFadin, "Bud" Lewis.....	1966-70	Steckel, Luke.....	2014-19
Croom, Sylvester.....	2013-17	McGinnis, Dave.....	2004-11	Stewart, Rayna.....	2009-10
Crow, Ryan.....	2018-19	McKenzie, Tyrone.....	2018-19	Streicher, John.....	2018-19
Cunningham, Gunther.....	2001-03	McNulty, John.....	2014-15	# Studley, Chuck.....	1983
* Dalton, O. Kay.....	1983-84	* Michael, Jason.....	2014-17	Sullivan, Mike.....	2014-19
Devlin, John.....	1984-85	Millard, Keith.....	2012-13	Taylor, Hugh "Bones".....	1964-65
Devore, Hugh.....	1966-70	Miller, Burnie.....	1971-73	Thomas, Pat.....	1990-92
Dews, Tony.....	2018-19	Moore, Rob.....	2018-19	Townsend, Deshea.....	2016-17
Dickson, George.....	1971	\$ Mularkey, Mike.....	2014-17	Tucker, Jason.....	2015-16
Downing, Todd.....	2019	\$ Munchak, Mike.....	1995-13	Valero, Art.....	2011
Dry, F.A.....	1966-70	# Nolan, Dick.....	1981	Vinklarek, Ronnie.....	2000
Durden, Earnel.....	1973	Norris, Rex.....	1995-98	\$ Vrabel, Mike.....	2018-19
Eason, Nick.....	2014-17	Novak, Frank.....	1989-94	# Wallner, Fred.....	1960-61
# Eddy, Jim.....	1990-92	O'Hara, Pat.....	2018-19	Walsh, Bill.....	1983-86
Edwards, Matt.....	2018-19	Padilla, Bob.....	1984-85	Walters, Steve.....	1999-05
Ettinger, John.....	1964	* Palmer, Chris.....	1990-92, 2011-12	Washburn, Jim.....	1999-10
* Faragalli, Joe.....	1985	Pardee, Jack.....	1990-94	Watterson, Steve.....	1988-17
# \$ Fisher, Jeff.....	1994-10	Parlavecchio, Chet.....	2011-13	Wessman, Richie.....	2009-10
Fuller, Curtis.....	2011	Patullo, Kevin.....	2014	\$ Whisenhunt, Ken.....	2014-15
Gaines, Gene.....	1984-85	Peccatiello, Larry.....	1972-75	# Williams, Gregg.....	1993-00, 2013
Galat, Joe.....	1981	# Pees, Dean.....	2018-19	Williams, Terrell.....	2018-19
Galbraith, Marty.....	2005-10	Pees, Matt.....	2018-19	Willis, Keith.....	2016-17
Gambold, Bob.....	1978-82	Pendergast, Clancy.....	1995	Withers, Everett.....	2001-06
Gannon, Jonathan.....	2012-13	Perry, Rod.....	1995-96	Woolley, Joe.....	1973-75
Gee, Mondray.....	2019	Peterson, Bill.....	1972-73	Young, Bob.....	1990-94
Gilbert, O'Neill.....	1997-99	Petitbon, Richie.....	1974-77	Young, John Paul.....	1978-80
* Gilbride, Kevin.....	1989-94	# Phillips, O.A. "Bum".....	1974-80	Yowarsky, Walt.....	1971
Gillman, Sid.....	1973-74	Phillips, Wade.....	1976-80	Zernhelt, John.....	2006-12
# Glanville, Jerry.....	1984-89	Piraino, Frank.....	2019	Zwahlen, Ernie.....	1971
Graves, Fred.....	2007-10	Pitts, Elijah.....	1981-83		
# Gray, Jerry.....	1997-00, 2011-13	Polsfoot, Fran.....	1968-71, 75-76		
Grimm, Russ.....	2016-17	Porter, Taylor.....	2017-18		
Hauck, Tim.....	2009-10	Purnell, Russ.....	1995-98		
* Heimerdinger, Mike.....	2000-04, '08-10	Ragone, Dave.....	2011-13		

\* Indicates offensive coordinator during tenure  
# Indicates defensive coordinator during tenure  
\$ Indicates head coach during tenure

## ALL-TIME HEAD COACHES SUMMARY

COACH	YEARS	WON	LOST	TIED	PCT.	PTS.	ALLOWED
Lou Rymkus*	1960-61	12	7	1	.625	546	414
Wally Lemm	1961, 1966-70	38	40	4	.487	1,785	1,702
Frank "Pop" Ivy	1962-63	17	12	0	.586	706	662
Sammy Baugh	1964	4	10	0	.285	310	355
Hugh "Bones" Taylor	1965	4	10	0	.285	298	429
Ed Hughes	1971	4	9	1	.321	251	330
Bill Peterson**	1972-73	1	18	0	.052	241	553
Sid Gillman	1973-74	8	15	0	.347	358	556
O.A. "Bum" Phillips	1975-80	59	38	0	.608	1,857	1,741
Ed Biles***	1981-83	8	23	0	.258	526	774
Chuck Studley	1983	2	8	0	.200	179	286
Hugh Campbell****	1984-85	8	22	0	.266	487	787
Jerry Glanville	1985-89	35	35	0	.500	1,535	1,637
Jack Pardee#	1990-94	44	35	0	.556	1,771	1,418
Jeff Fisher	1994-2010	147	126	0	.538	5,872	5,719
Mike Munchak	2011-13	22	26	0	.458	1,017	1,069
Ken Whisenhunt##	2014-15	3	20	0	.130	379	597
Mike Mularkey	2015-17	21	22	0	.488	925	1,054
Mike Vrabel	2018-19	20	15	0	.571	784	694
<b>TOTALS</b>	<b>1960-2019</b>	<b>457</b>	<b>491</b>	<b>6</b>	<b>.482</b>	<b>19,827</b>	<b>20,777</b>

(includes postseason)

\* Released after five games in 1961  
 \*\* Released after five games in 1973

\*\*\* Resigned after six games in 1983  
 \*\*\*\* Released after 14 games in 1985

# Released after 10 games in 1994  
 ## Released after seven games in 2015



*Mike Vrabel was hired as head coach in January 2018.*

## ALL-TIME PLAYER ROSTER

<b>A</b>	
92	<b>Abdesmad, Mehdi</b> , DE, Boston College, 2016
56	<b>Abraham, Robert</b> , LB, N.C. State, 1982-87
67	<b>Ackerman, Tom</b> , G, Eastern Washington, 2002-03
58	<b>Adibi, Xavier</b> , LB, Virginia Tech, 2012
38	<b>Afalava, Al</b> , S, Oregon State, 2012
86	<b>Akiu, Mike</b> , WR, Hawaii, 1985-86
95/88	<b>Aldridge, Allen</b> , DE, Prairie View, 1971-72
79	<b>Aldridge, Kevin</b> , DE/DT, Southern Methodist, 2002
36	<b>Aldridge, Melvin</b> , S, Murray State, 1993
38	<b>Alexander, Dan</b> , RB/FB, Nebraska, 2001
19	<b>Alexander, Willie</b> , CB, Alcorn A&M, 1971-79
76/80	<b>Allen, Dalva</b> , DE, Houston, 1960-61
31	<b>Allen, Gary</b> , RB, Hawaii, 1982
73	<b>Allen, George</b> , DT, West Texas State, 1966-67
29	<b>Allen, Patrick</b> , CB, Utah State, 1985-90
56	<b>Allred, Colin</b> , LB, Baylor, 2007-10
76	<b>Alm, Jeff</b> , DT, Notre Dame, 1990-93
84/82	<b>Alston, Mack</b> , TE, Maryland State, 1973-76
54/64	<b>Amano, Eugene</b> , C/G, S.E. Missouri State, 2004-12
88	<b>Amaro, Jace</b> , TE, Texas Tech, 2016
58	<b>Amato, Ken</b> , LS, Montana State, 2003-11
12	<b>Amundson, George</b> , RB, Iowa State, 1973-74
14	<b>Anderson, Billy</b> , QB, Tulsa, 1967
1	<b>Anderson, Gary</b> , K, Syracuse, 2003-04
22	<b>Anderson, Herbie</b> , CB, Texas A&I, 1991
57	<b>Anderson, James</b> , LB, Virginia Tech, 2014
83	<b>Anderson, Warren</b> , WR, West Virginia State, 1978
26	<b>Andrews, Antonio</b> , RB, Western Kentucky, 2014-16
70	<b>Appleton, Scott</b> , DT, Texas, 1964-66
32/22	<b>Archie, Mike</b> , RB, Penn State, 1996-98
39	<b>Armstrong, Adger</b> , RB, Texas A&M, 1980-82
86/87	<b>Arnold, Walt</b> , TE, New Mexico, 1982-83
84	<b>Atchason, Jack</b> , TE, Western Illinois, 1960
48	<b>Atkins, Bob</b> , S, Grambling, 1970-75
96	<b>Atkins, James</b> , DT, Virginia Union, 2002-03
31	<b>Aubrey, Josh</b> , S, Stephen F. Austin, 2015
61	<b>Autry, Hank</b> , C, Southern Mississippi, 1969-70
82	<b>Avery, Donnie</b> , WR, Houston, 2011
42	<b>Avery, Steve</b> , FB, Northern Michigan, 1989
56	<b>Ayers, Akeem</b> , LB, UCLA, 2011-14
<b>B</b>	
33	<b>Babb, Gene</b> , LB, Austin College, 1962-63
93	<b>Babin, Jason</b> , DE, Western Michigan, 2010
26	<b>Babineaux, Jordan</b> , S, Southern Arkansas, 2011-12
80/11	<b>Bailey, Harold</b> , WR, Oklahoma State, 1981-83
82	<b>Bailey, Mario</b> , WR, Washington, 1992
57	<b>Bailey, Patrick</b> , LB, Duke, 2010-13
8	<b>Baker, Ed</b> , QB, Lafayette, 1972
75	<b>Baker, Jesse</b> , DE, Jacksonville State (Ala.), 1979-87
84	<b>Baker, Johnny</b> , LB, Mississippi State, 1963-66
83	<b>Baker, Melvin</b> , WR, Texas Southern, 1976
99	<b>Bakhtiari, Eric</b> , DE, San Diego, 2009
70	<b>Baldrige, Daniel</b> , T, Marshall, 2012
98	<b>Ball, Dave</b> , DE, UCLA, 2008-12
40	<b>Banfield, Tony</b> , CB, Oklahoma State, 1960-65
36	<b>Banks, Chuck</b> , FB, West Virginia Tech, 1987
97	<b>Banks, Robert</b> , DE, Notre Dame, 1988
49/86	<b>Barber, Mike</b> , TE, Louisiana Tech, 1976-81
28	<b>Barclay, Chris</b> , RB, Wake Forest, 2007
81	<b>Barden, Brandon</b> , TE, Vanderbilt, 2012-13
3	<b>Barnard, Austin</b> , K/P, Samford, 2018
58	<b>Barnes, Pete</b> , LB, Southern, 1967-68
22/32	<b>Barnes, Tomur</b> , CB, North Texas, 1994-97
56/51	<b>Barrow, Micheal</b> , LB, Miami (Fla.), 1993-96
51	<b>Bass, David</b> , LB, Missouri Western State, 2015-16
27	<b>Bass, Glen</b> , WR, East Carolina, 1967-68
53	<b>Bates, Daren</b> , LB, Auburn, 2017-19
17/13	<b>Batson, Cameron</b> , WR, Texas Tech, 2018-19
22/44	<b>Battle, Jackie</b> , RB, Houston, 2013-14
63	<b>Baumgartner, Steve</b> , DE, Purdue, 1977-79
11	<b>Beathard, Pete</b> , QB, Southern California, 1967-69
78	<b>Beams, Byron</b> , DT, Notre Dame, 1961
17	<b>Beck, Braden</b> , K, Stanford, 1971
24	<b>Beckham, Tony</b> , CB, Wisconsin-Stout, 2002-05
81/88	<b>Beirne, Jim</b> , WR, Purdue, 1968-73, 1975-76
33	<b>Bell, Billy</b> , CB, Lamar, 1989
76	<b>Bell, Byron</b> , OL, New Mexico, 2015-16
60	<b>Bell, Jacob</b> , G/T, Miami (Ohio), 2004-07
57	<b>Belotti, George</b> , C, Southern California, 1960-61
83/19	<b>Bennett, Drew</b> , WR, UCLA, 2001-06
52/50	<b>Benson, Duane</b> , LB, Hamline, 1974-76
82	<b>Berlin, Eddie</b> , WR, Northern Iowa, 2001-04
83	<b>Bergey, Bruce</b> , DT, UCLA, 1971
65	<b>Bethea, Elvin</b> , DE, North Carolina A&T, 1968-83
4	<b>Beverly, David</b> , P, Auburn, 1974
82	<b>Billingsley, Ron</b> , DT, Wyoming, 1971-72
54	<b>Bingham, Gregg</b> , LB, Purdue, 1973-84
21	<b>Birdsong, Craig</b> , S, North Texas State, 1987
2	<b>Bironas, Rob</b> , K, Georgia Southern, 2005-13
23	<b>Bishop, Blaine</b> , S, Ball State, 1993-2001
66	<b>Bishop, Sonny</b> , G, Fresno State, 1964-69
95	<b>Blackson, Angelo</b> , DE, Auburn, 2015-16
27	<b>Blahak, Joe</b> , S, Nebraska, 1973
47	<b>Blake, Valentino</b> , CB, Texas El Paso
84	<b>Blakley, Dwayne</b> , TE, Missouri, 2008
16	<b>Blanda, George</b> , QB, Kentucky, 1960-66
42	<b>Blanks, Sid</b> , RB, Texas A&I, 1964-68
41	<b>Blasingame, Khari</b> , FB/RB, Vanderbilt, 2019
52	<b>Bockwoldt, Colby</b> , LB, Brigham Young, 2006
50	<b>Boiman, Rocky</b> , LB, Notre Dame, 2002-05
33	<b>Booker, Michael</b> , CB, Nebraska, 2000-01
25	<b>Bostic, Keith</b> , S, Michigan, 1983-88
37	<b>Botchan, Ron</b> , LB, Occidental, 1961
77	<b>Boucher, Scott</b> , G, N.E. Louisiana*, 1987
58/59	<b>Bowden, Joe</b> , LB, Oklahoma, 1992-99
52	<b>Boyette, Garland</b> , LB, Grambling, 1966-72
85	<b>Brabham, Danny</b> , LB, Arkansas, 1963-67
87	<b>Brackett, Brett</b> , TE, Penn State, 2014
10	<b>Bradshaw, Craig</b> , QB, Utah State, 1980
58	<b>Brantley, John</b> , LB, Georgia, 1989
52	<b>Brazile, Robert</b> , LB, Jackson State, 1975-84
21	<b>Brezina, Bobby</b> , RB, Houston, 1963
92	<b>Briehl, Tom</b> , LB, Stanford, 1985-87
48	<b>Brinkley, Beau</b> , LS, Missouri, 2012-19
18	<b>Britt, Kenny</b> , WR, Rutgers, 2009-13
83	<b>Broadnax, Jerry</b> , TE, Southern, 1974
35	<b>Brock Sr., Tramaine</b> , CB, Belhaven, 2019
88	<b>Brooks, Billy</b> , WR, Oklahoma, 1981
73	<b>Brooks, Leo</b> , DT, Texas-Austin, 1970-72
11	<b>Brown, A.J.</b> , WR, Mississippi, 2019
29	<b>Brown, Chris</b> , RB, Colorado, 2003-07
22	<b>Brown, Don</b> , RB, Houston, 1960
33	<b>Brown, Gary</b> , RB, Penn State, 1991-95
55	<b>Brown, Jayon</b> , LB, UCLA, 2017-19
79	<b>Brown, Kareem</b> , DL, Miami (Fla.), 2010
84	<b>Brown, Larry</b> , TE, Georgia, 1999-2000
17/89	<b>Brown, Reggie</b> , WR, Alabama State, 1993-94
27	<b>Brown, Sonny</b> , S, Oklahoma, 1987
24	<b>Brown, Steve</b> , CB, Oregon, 1983-90
22	<b>Brown, Tony</b> , CB, Fresno State, 1992-93
97	<b>Brown, Tony</b> , DT, Memphis, 2006-10
55	<b>Brown, Zach</b> , LB, North Carolina, 2012-15
38	<b>Bryant, Domingo</b> , S, Texas A&M, 1987-88
81	<b>Bryant, Steve</b> , WR, Purdue, 1982-84
53	<b>Bulluck, Keith</b> , LB, Syracuse, 2000-09
	<b>Burke, Edward</b> , G, Notre Dame, 1964
58	<b>Burnett, Kaelin</b> , LB, Nevada, 2014
25	<b>Burrell, Ode</b> , RB, Mississippi State, 1964-69
00	<b>Burrough, Ken</b> , WR, Texas Southern, 1971-81
68	<b>Burton, Al</b> , DE, Bethune-Cookman, 1976



## ALL-TIME PLAYER ROSTER

94 **Burton, Kendrick**, DE, Alabama, 1996  
 94 **Bush, Frank**, LB, N.C. State, 1985-86  
 87 **Butler, Jim**, TE, Tulsa, 1972  
 21 **Butler, Malcolm**, CB, West Alabama, 2018-19  
 2 **Butler, Skip**, K, Texas-Arlington, 1972-77  
 35 **Butts, Marion**, RB, Florida State, 1995  
 31 **Byard, Kevin**, S, Middle Tennessee State, 2016-19  
 83 **Byrd, Isaac**, WR, Kansas, 1997-99  
 71 **Byrd, Richard**, DT, Southern Mississippi, 1985-89

**C**

40 **Cain, Jeremy**, FB/LS, Massachusetts, 2007  
 79 **Caldwell, Bryan**, DE, Arizona State, 1984  
 87 **Calico, Tyrone**, WR, Middle Tennessee State, 2003-05  
 54 **Calmus, Rocky**, LB, Oklahoma, 2002-04  
 16 **Camarillo, Rich**, P, Washington, 1994-95  
 34 **Campbell, Earl**, RB, Texas, 1978-84  
 37 **Campbell, Tommie**, CB, California (Pa.), 2011-13  
 35 **Campbell, Woody**, RB, Northwestern, 1967-71  
 20 **Cannon, Billy**, RB, Louisiana State, 1960-63  
 14 **Carlson, Cody**, QB, Baylor, 1987-94  
 26 **Carpenter, Rob**, RB, Miami (Ohio), 1977-81  
 29 **Carr, Chris**, DB, Boise State, 2008  
 63 **Carr, Levert**, T, No. Central State, 1972-73  
 44 **Carraway, Josh**, OLB, Texas Christian, 2017  
 53 **Carrell, John**, LB, Texas Tech, 1966  
 88 **Carrington, Ed**, TE, Virginia, 1969  
 63 **Carroll, Ronnie**, G/DT, Sam Houston State, 1974-75  
 82 **Carson, John**, TE, Georgia, 1960  
 58 **Carter, David**, C, Western Kentucky, 1977-84  
 93 **Carter, Kevin**, DE, Florida, 2001-04  
 85 **Carter, Pat**, TE, Florida State, 1994  
 41 **Carwell, Larry**, CB, Iowa State, 1967-68  
 99 **Casey, Jurrell**, DT, Southern California, 2011-19  
 87 **Casper, Dave**, TE, Notre Dame, 1980-83  
 16 **Cassel, Matt**, QB, Southern California, 2016-17  
 88 **Caster, Rich**, WR, Jackson State, 1978-80  
 56/90 **Caston, Toby**, LB, Louisiana State, 1987-88  
 51 **Caveness, Ron**, LB, Arkansas, 1966-68  
 26 **Cecil, Chuck**, S, Arizona, 1995  
 57 **Chamberlin, Frank**, LB, Boston College, 2000-02  
 Chancelor, Ken, C, Houston, 1964  
 12 **Chandler, Chris**, QB, Washington, 1995-96  
 25 **Charles, John**, S, Purdue, 1971-74  
 57 **Cheek, Richard**, G, Auburn, 1972  
 22 **Cheeks, B.W.**, RB, Texas Southern, 1965  
 79 **Childress, Ray**, DL, Texas A&M, 1985-95  
 55/58 **Cindrich, Ralph**, LB, Pittsburgh, 1973-75  
 42 **Clark, Boobie**, RB, Bethune-Cookman, 1979-80  
 96 **Clauss, Jared**, DT, Iowa, 2004-05  
 69 **Clayton, Zach**, DT, Auburn, 2011  
 31 **Cline, Doug**, LB, Clemson, 1960-66  
 24 **Clinton, Charles**, CB, San Jose State\*, 1987  
 29 **Coady, Rich**, S, Texas A&M, 2002  
 23 **Cobb, David**, RB, Minnesota, 2015  
 35 **Cobble, Eric**, RB, S.W. Texas State\*, 1987  
 16 **Cochrane, Kelly**, QB, Miami (Fla.), 1972  
 86/85 **Coffman, Chase**, TE, Missouri, 2014-15  
 39 **Cole, Lee**, CB, Arizona State, 1996  
 87 **Cole, Linzy**, WR, Texas Christian, 1971  
 17/80 **Coleman, Chris**, WR, N.C. State, 2000-01  
 59 **Colman, Doug**, LB, Nebraska, 1999  
 87 **Coleman, Pat**, WR, Mississippi, 1990-94  
 47 **Coleman, Ronnie**, RB, Alabama A&M, 1974-81  
 5 **Collins, Kerry**, QB, Penn State, 2006-10  
 33 **Comella, Greg**, FB, Stanford, 2002  
 20 **Compton, Dick**, WR, McMurray, 1965  
 51 **Compton, Will**, LB, Nebraska, 2018  
 78 **Conklin, Jack**, T, Michigan State, 2016-19  
 77 **Conover, Sean**, DE, Bucknell, 2006-07  
 78 **Cook, Anthony**, DE/DT, South Carolina State, 1995-98

89 **Cook, Jared**, TE, South Carolina, 2009-12  
 98 **Cooks, Rayford**, DE, North Texas State\*, 1987  
 8 **Cooper, Joe**, K, Cal-Berkeley, 1984  
 51 **Cordova, Jorge**, LB, Nevada, 2007  
 57 **Corker, John**, LB, Oklahoma State, 1980-82  
 44 **Correa, Kamalei**, OLB, Boise State, 2018-19  
 33 **Cotney, Mark**, S, Cameron State, 1975  
 76 **Cowlings, Al**, LB, Southern California, 1973-74  
 29/20 **Cox, Perrish**, CB, Oklahoma State, 2015-16  
 40 **Craft, Donnie**, RB, Louisville, 1982-83  
 89 **Craig, Dobie**, WR, Howard Payne, 1964  
 48 **Cramer, Casey**, TE, Dartmouth, 2006-08  
 59 **Croyle, Phil**, LB, Cal-Berkeley, 1971-73  
 29 **Cruikshank, Dane**, DB, Arizona, 2018-19  
 83 **Crumpler, Alge**, TE, North Carolina, 2008-09  
 40 **Cudjoe-Virgil, Yannik**, LB, Maryland, 2015  
 78 **Culp, Curley**, DT, Arizona State, 1974-80  
 78 **Culpepper, Ed**, DT, Alabama, 1962-63  
 49 **Cunningham, Dick**, LB, Arkansas, 1973  
 53 **Curran, Rennie**, LB, Georgia, 2010  
 20 **Currier, Bill**, DB, South Carolina, 1977-79  
 50 **Curry, Bill**, C, Georgia Tech, 1973  
 81 **Curtis, Kevin**, WR, Utah State, 2011  
 80 **Cutsinger, Gary**, DE, Oklahoma State, 1962-68  
 37 **Cyprien, Johnathan**, S, Florida International, 2017-18

### D

13 **Daft, Kevin**, QB, California-Davis, 1999  
 87 **Darby, Al**, WR, Florida, 1976  
 85 **Darrington, Chris**, WR, Weber State\*, 1987  
 88 **Daum, Mitch**, TE, Wyoming, 1987  
 66 **Davidson, Greg**, C, North Texas, 1980-82  
 90 **Davidson, Kenny**, DE, Louisiana State, 1994-95  
 71 **Davidson, Pete**, WR, Citadel, 1960  
 12 **Davis, Austin**, QB, Southern Mississippi, 2018  
 12 **Davis, Bob**, QB, Virginia, 1967-69  
 77 **Davis, Bruce**, T, UCLA, 1987-89  
 17 **Davis, Chris**, WR, Florida State, 2007-09  
 84 **Davis, Corey**, WR, Western Michigan, 2017-19  
 84 **Davis, Donnie**, TE, Southern, 1970  
 72 **Davis, Hall**, DE, Louisiana-Lafayette, 2010  
 73 **Davis, John**, G/C, Georgia Tech, 1987-88  
 58 **Davis, Marvin**, LB, Southern, 1974  
 30 **Davis, Mike**, CB, Cincinnati, 1994  
 64 **Davis, Nate**, G, Charlotte, 2019  
 12 **Davis, Rashard**, WR, James Madison, 2019  
 86/84 **Davis, Willie**, WR, Central Arkansas, 1996-98  
 39/28 **Dawkins, Dalyn**, RB, Colorado State, 2018-19  
 34/33 **Dawkins, Joe**, RB, Wisconsin, 1970-71, 1976  
 66 **Dawson, Doug**, G, Texas, 1990-93  
 75 **Dawson, Keyunta**, DE, Texas Tech, 2012-13  
 20 **Dawson, Rhett**, WR, Florida State, 1972  
 67 **Dean, Jimmy**, DE, Texas A&M, 1978  
 87 **Decker, Eric**, WR, Minnesota, 2017  
 3 **Del Greco, Al**, K, Auburn, 1991-2000  
 23 **Dempsey, Tom**, K, Palomar J.C., 1977  
 62 **DeVan, Kyle**, C/G, Oregon State, 2012  
 88 **Dewveall, Willard**, TE, Southern Methodist, 1961-64  
 35 **Dickenson, Bo**, RB, Southern Mississippi, 1963  
 42 **Dickerson, Dorin**, TE, Pittsburgh, 2015  
 92 **Dickerson, Matt**, DE, UCLA, 2018-19  
 10 **Dickey, Lynn**, QB, Kansas State, 1971-75  
 9 **Dietrich, John**, K, Ball State\*, 1987  
 53/54 **Diles, Zac**, LB, Kansas State, 2012-13  
 66/64 **DiNapoli, Gennaro**, G, Virginia Tech, 2000-02  
 81 **Dirden, Johnnie**, WR, Sam Houston, 1978  
 28 **Dishman, Cris**, CB, Purdue, 1988-96  
 64 **Dixon, Joe**, DT, Tulsa, 1987  
 93/92 **Dodd, Kevin**, OLB, Clemson, 2016-17  
 50 **Dodge, Kirk**, LB, Nevada-Las Vegas, 1986  
 71 **Domres, Tom**, DT, Wisconsin, 1968-71

## ALL-TIME PLAYER ROSTER

31 **Donaldson, Jeff**, S, Colorado, 1984-89  
 77 **Donnalley, Kevin**, T/G, North Carolina, 1991-97  
 57/56 **Dorenbos, Jon**, LS, Texas El-Paso, 2005-06  
 69 **Dorris, Andy**, DE, New Mexico State, 1977-81  
 30/33 **Dorsett, Anthony**, CB, Pittsburgh, 1996-99  
 83 **Douglas, Harry**, WR, Louisville, 2015-17  
 75 **Douglas, Jamil**, G, Arizona State, 2019  
 21 **Douglas, John**, CB, Texas Southern, 1969  
 99 **Douglas, Marques**, DT, Howard, 2010  
 78 **Douzable, Leger**, DE, Central Florida, 2012  
 88 **Dressel, Chris**, TE, Stanford, 1983-86  
 82/85 **Drewrey, Willie**, WR, West Virginia, 1985-88, '93  
 75 **Drungo, Elbert**, T, Tennessee State, 1969-77  
 30 **Dukes, Mike**, LB, Clemson, 1960-63  
 38 **Dumas, Mike**, S, Indiana, 1991-93  
 31 **Duncan, Brian**, RB, Southern Methodist, 1978  
 80 **Duncan, Curtis**, WR, Northwestern, 1987-78  
 11 **Duniven, Tom**, QB, Texas Tech, 1977-78  
 91 **Dunn, Anthony**, DE, Northern Colorado, 2003  
 77 **Durand, Ryan**, G, Syracuse, 2010, 2012  
 20 **Durden, Kenneth**, CB, Youngstown State, 2018  
 17 **Durham, Kris**, WR, Georgia, 2014  
 22 **Dyson, Andre**, CB, Utah, 2001-04  
 87 **Dyson, Kevin**, WR, Utah, 1998-2002

## E

26 **Eaglin, Larry**, CB, Stephen F. Austin, 1973  
 82 **Ealy, Biren**, WR, Houston, 2007  
 21 **Eason, Bo**, S, California-Davis, 1984-87  
 75 **Eatman, Irv**, T, UCLA, 1995-96  
 21 **Eaton, Tracey**, S, Portland State, 1988-89  
 20/36 **Echols, Mike**, CB, Wisconsin, 2002-04  
 87 **Eccles, Scott**, TE, E. New Mexico\*, 1987  
 19 **Edison, Dominique**, WR, Stephen F. Austin, 2009  
 87 **Edwards, Emmett**, WR, Kansas, 1975  
 98 **Edwards, Lavar**, DE, Louisiana State, 2013  
 35/32 **Edwards, Stan**, RB, Michigan, 1982-86  
 79 **Egboh, Pannel**, DE, Stanford, 2012  
 26 **Elkins, Lawrence**, WR, Baylor, 1965-68  
 6 **Elkins, Mike**, QB, Wake Forest, 1992  
 85 **Ellender, Richard**, WR, McNeese State, 1979  
 8 **Elling, Aaron**, K, Wyoming, 2004  
 60 **El-Mashtoub, Hicham**, C, Arizona, 1995-96  
 96 **Embray, Keith**, DE, Utah, 2000-01  
 52 **Ena, Justin**, LB, Brigham Young, 2004  
 36 **Evans, Darren**, Virginia Tech, 2012  
 91 **Evans, Josh**, DT, Alabama Birmingham, 1995-99, 2001  
 54 **Evans, Rashaan**, LB, Alabama, 2018-19  
 86 **Evans, Robert**, E, Texas A&M, 1965  
 73 **Evans, Norman**, T, Texas Christian, 1965  
 78 **Eyre, Nick**, T, Brigham Young, 1981

## F

29 **Fairley, Leonard**, S, Alcorn A&M, 1974  
 51 **Fairs, Eric**, LB, Memphis State, 1986-91  
 86 **Fanning, Stan**, DE, Idaho, 1964  
 67 **Fanucci, Mike**, DE, Arizona State, 1973  
 20 **Farr, Miller**, CB, Wichita State, 1967-69  
 53 **Faryniarz, Brett**, LB, San Diego State, 1994  
 80 **Fasano, Anthony**, TE, Notre Dame, 2015-16  
 71 **Faulkner, Stanley**, T, Texas, 1964  
 51 **Favors, Greg**, LB, Mississippi State, 1999-2001  
 74 **Ferguson, Gene**, T, Norfolk State, 1971-72  
 77 **Fields, Angelo**, T, Michigan State, 1980-81  
 56 **Finch, Sharif**, OLB, Temple, 2018-19  
 31 **Finnegan, Cortland**, CB, Samford, 2006-11  
 86 **Firkser, Anthony**, TE, Harvard, 2018-19  
 94 **Fisher, Bryce**, DE, Air Force, 2007  
 70/60 **Fisher, Ed**, G, Arizona State, 1974-82  
 97 **Fisk, Jason**, DT, Stanford, 1999-2001  
 4 **Fitzpatrick, Ryan**, QB, Harvard, 2013

55 **Flannery, John**, G/C, Syracuse, 1991-94  
 44 **Fleming, Troy**, FB, Tennessee, 2004-05  
 75 **Floyd, Don**, DE, Texas Christian, 1960-68  
 83 **Floyd (Seabron), Malcolm**, WR, Fresno State, 1994-96  
 32 **Fluellen, David**, RB, Toledo, 2016-19  
 53 **Fokou, Moise**, LB, Maryland, 2013  
 11/13 **Foote, James**, QB, Delaware Valley, 1974, '76  
 88 **Ford, Bernard**, WR, Central Florida, 1990  
 92 **Ford, Henry**, DE, Arkansas, 1994-2002  
 78 **Ford, Jacob**, DE, Central Arkansas, 2007-10  
 89 **Foster, Eddie**, WR, Houston 1977-78  
 78 **Foster, Jerome**, DE, Ohio State, 1983-84  
 45 **Fowler, Delbert**, LB, West Virginia, 1981  
 53 **Fowler, Jalston**, FB, Alabama, 2015-18  
 52 **Fowler, Jerry**, G, N.W. Louisiana, 1964  
 59 **Fowler, Ryan**, LB, Duke, 2007-08  
 77 **Fox, Scott**, LB, Austin Peay\*, 1987  
 62 **France, Doug**, T, Ohio State, 1983-84  
 28 **Franklin, Jerrell**, G, Southern\*, 1987  
 56 **Frazier, Charles**, WR, Texas Southern, 1962-68  
 83 **Frazier, Wayne**, C, Auburn, 1965  
 94 **Frazier, Willie**, TE, Arkansas A&M, 1964-65, '71, '75  
 69 **Frederick, Mike**, DE, Virginia, 1999  
 62 **Freelon, Solomon**, G, Grambling, 1972-74  
 93 **Frey, Dick**, G, Texas A&M, 1961  
 16 **Frisch, Byron**, DE, Brigham Young, 2000  
 55 **Fritsch, Toni**, K, None, 1977-81  
 22 **Frongillo, John**, C, Baylor, 1962-66  
 95 **Fuller, Vincent**, S, Virginia Tech, 2005-10  
 66 **Fuller, William**, DE, North Carolina, 1986-93  
 17 **Funchess, Tom**, T, Jackson State, 1971-73  
 17 **Furrer, Will**, QB, Virginia Tech, 1995

## G

7 **Gabbert, Blaine**, QB, Missouri, 2018  
 12 **Gage, Justin**, WR, Missouri, 2007-10  
 69 **Gallik, Andy**, C/G, Boston College, 2015  
 35 **Ganther, Quinton**, RB, Utah, 2006-08  
 8 **Garcia, Teddy**, K, N.E. Louisiana, 1990  
 30 **Gardner, Rich**, CB, Penn State, 2004-05  
 59 **Gardner, Gilbert**, LB, Purdue, 2007  
 82 **Garrison, Gary**, WR, San Diego State, 1977  
 38 **Gehring, Mark**, TE, Eastern Washington\*, 1987  
 73 **Geisinger, Justin**, C/G, Vanderbilt, 2006  
 27 **George, Eddie**, RB, Ohio State, 1996-2003  
 35/26 **George, Spencer**, RB, Rice, 1997-99  
 3 **Gerela, Roy**, K, New Mexico State, 1969-70  
 29 **Germany, Willie**, S, Morgan State, 1975  
 13 **Gesser, Jason**, QB, Washington State, 2003  
 38 **Ghee, Brandon**, CB, Wake Forest, 2014  
 93 **Gilbert, Reggie**, OLB, Arizona, 2019  
 88 **Giles, Jimmie**, TE, Alcorn, 1977  
 87 **Givens, David**, WR, Notre Dame, 2006-07  
 81 **Givins, Ernest**, WR, Louisville, 1986-94  
 27 **Glick, Freddy**, S, Colorado State, 1961-66  
 54 **Glover, Phil**, LB, Utah, 1999  
 56 **Godfrey, Randall**, LB, Georgia, 2000-02  
 68 **Golic, Mike**, DT, Notre Dame, 1985-87  
 69/68 **Goode, Tom**, C, Mississippi State, 1962-65  
 50 **Gooden, Zaviar**, LB, Missouri, 2013-14  
 68 **Goodman, Brian**, G, UCLA, 1973-74  
 99/96 **Gordon, Amon**, DT, Stanford, 2008, 2010  
 47 **Gordon, Bobby**, S, Tennessee, 1960  
 89 **Gordon, Richard**, TE, Miami (Fla.), 2014  
 8 **Gossett, Jeff**, P, Eastern Illinois, 1987  
 93 **Graf, Rick**, LB, Wisconsin, 1991-92  
 60 **Graham, Aaron**, C, Nebraska, 2002  
 86 **Graham, Daniel**, TE, Colorado, 2011  
 11 **Graham, T.J.**, WR, North Carolina State, 2014  
 32/30 **Granger, Hoyle**, RB, Mississippi State, 1966-70, '72  
 62 **Grant, Ken**, G, Howard Payne, 1970  
 52 **Grasu, Hroniss**, C, Oregon, 2019

## ALL-TIME PLAYER ROSTER

21 **Gray, Jerry**, CB, Texas, 1992  
 74 **Gray, Leon**, OT, Jackson State, 1979-81  
 21 **Gray, Mel**, KR/WR, Purdue, 1995-97  
 65 **Greaves, Gary**, DE, Miami (Fla.), 1960  
 11 **Green, Dave**, P, Ohio, 1973  
 20 **Green, Mike**, RB, Houston, 2000-02  
 17 **Green-Beckham, Dorial**, WR, Oklahoma, 2015  
 23 **Greene, Shonn**, RB, Iowa, 2013-14  
 36 **Gresham, Bob**, RB, West Virginia, 1973-74  
 33 **Griffin, Michael**, S, Texas, 2007-15  
 22 **Griffin, Larry**, DB, North Carolina, 1986  
 59 **Grimsley, John**, LB, Kentucky, 1984-90  
 89 **Groman, Bill**, WR, Heidelberg, 1960-62, '66  
 81 **Groth, Jeff**, WR, Bowling Green, 1979-80  
 53 **Groves, Quentin**, LB, Auburn, 2014  
 57 **Gruneisen, Sam**, C, Villanova, 1973  
 85 **Guenther, Gregg**, TE, Southern California, 2005  
 60 **Guy, Buzz**, G, Duke, 1961  
 46 **Guidry, Paul**, LB, McNeese State, 1973  
 33 **Guzik, John**, LB, Pittsburgh, 1961

**H**

70 **Haayer, Adam**, OT, Minnesota, 2001  
 21 **Hadl, John**, QB, Kansas, 1976-77  
 80 **Hagan, Derek**, WR, Arizona State, 2014  
**Hagwood, Rickey**, DE, South Carolina\*, 1987  
 86 **Haik, Mac**, WR, Mississippi, 1968-71  
 93 **Halapin, Mike**, DT, Pittsburgh, 1996-97  
 45 **Hall, Ahmard**, FB, Texas, 2006-11  
 61 **Hall, Barry**, OT, Middle Tennessee State, 2001  
 97 **Hall, Carlos**, DE, Arkansas, 2002-04  
 21 **Hall, Ken**, RB, Texas A&M, 1960-61  
 51 **Hall, Lemanski**, LB, Alabama, 1994-97  
 90 **Hamm, Bob**, DE, Nevada-Reno, 1983-84  
 82 **Hannah, Travis**, WR, Southern California, 1993-95  
 30 **Hardeman, Don**, RB, Texas A&I, 1975-77  
 33 **Harmon, Ronnie**, RB, Iowa, 1996-97  
 23 **Harper, Jamie**, RB, Clemson, 2011-12  
 20 **Harper, Nick**, CB, Fort Valley State, 2007-09  
 32 **Harris, Brandon**, CB, Miami (Fla.), 2014-15  
 86 **Harris, Corey**, WR, Vanderbilt, 1992  
 96 **Harris, DaJohn**, DT, Southern California, 2012  
 88 **Harris, Jackie**, TE, N.E. Louisiana, 1998-99  
 61 **Harris, Larry**, G, Oklahoma State, 1978  
 80/83 **Harris, Leonard**, WR, Texas Tech, 1987-93  
 64 **Harris, Leroy**, G/C, N.C. State, 2007-12  
 57 **Harris, Nigel**, LB, South Florida, 2018-19  
 27 **Harris, Odie**, S/CB, Sam Houston State, 1995  
 26 **Harris, Tuff**, DB, Montana, 2008  
 88/47 **Hartsock, Ben**, TE, Ohio State, 2006-07  
 36 **Hartwig, Carter**, DB, Southern California, 1979-84  
 77 **Hartwig, Justin**, G, Kansas, 2002-05  
 54/88 **Harvey, Claude**, LB, Prairie View, 1970-71  
 70 **Harvey, Jim**, G, Mississippi, 1972  
 8 **Hasselbeck, Matt**, QB, Boston College, 2011-12  
 21 **Hatchett, Derrick**, CB, Texas, 1983  
 70 **Hatfield, Mark**, T, Bishop's (Que.), 1995  
 56 **Havig, Dennis**, G, Colorado, 1976  
 35 **Hawkins, Chris**, CB, Louisiana State, 2011  
 87 **Hawkins, Lavelle**, WR, California, 2008-12  
 86 **Hawkins, Nat**, WR, Nevada-Las Vegas, 1975  
 75 **Haye, Jovan**, DT, Vanderbilt, 2009-10  
 49 **Hayes, Chad**, TE, Maine, 2002  
 62 **Hayes, Jim**, DT, Jackson State, 1965-66  
 71 **Hayes, Melvin**, T, Mississippi State, 1996-97  
 95 **Hayes, William**, DE, Winston-Salem State, 2008-11  
 70 **Hayman, Conway**, G, Delaware, 1975-80  
 13 **Haymond, Alvin**, S, Southern, 1973  
 92/91 **Haynesworth, Albert**, DT, Tennessee, 2002-08  
 38 **Hebert, Jason**, S, Rice, 2002  
 72 **Helluin, Jerry**, DT, Tulane, 1960  
 53 **Henderson, Thomas**, LB, Langston, 1980

44 **Hendrickson, Steve**, HB/F, California, 1995  
 37/87 **Hennigan, Charlie**, WR, N.W. Louisiana, 1960-66  
 42 **Henry, Chris**, RB, Arizona, 2007-09  
 22 **Henry, Derrick**, RB, Alabama, 2016-19  
 20 **Henry, Travis**, RB, Tennessee, 2005-06  
 15 **Hentrich, Craig**, P/K, Notre Dame, 1998-2009  
 73 **Herchman, Bill**, DT, Texas Tech, 1962  
 41 **Herndon, Kelly**, CB, Toledo, 2007  
 28 **Hicks, Dwone**, RB, Middle Tennessee State, 2003  
 42 **Hicks, Skip**, RB, UCLA, 2001  
 33 **Hicks, W.K.**, CB, Texas Southern, 1964-69  
 32 **Highsmith, Alonzo**, FB, Miami (Fla.), 1987-89  
 61 **Highsmith, Walter**, T, Florida A&M, 1972  
 80 **Hill, Darrell**, WR, Northern Illinois, 2002-04  
 85 **Hill, Drew**, WR, Georgia Tech, 1985-91  
 23 **Hill, Greg**, CB, Oklahoma State, 1983  
 72 **Hill, Kent**, G, Georgia Tech, 1986-87  
 21 **Hill, Reynaldo**, CB Florida, 2005-08  
 94 **Hill, Sammie**, DT/NT, Stillman, 2013-15  
 78 **Hines, Glen Ray**, T, Arkansas, 1966-70  
 87 **Hinton, Eddie**, WR, Oklahoma, 1973  
 27 **Hoage, Terry**, S, Georgia, 1993  
 53 **Hoaglin, Fred**, C, Pittsburgh, 1974-75  
 3 **Hodges, Reggie**, P, Ball State, 2009  
 34 **Hoffman, Dalton**, RB, Baylor, 1964-65  
 35 **Holcombe, Robert**, RB, Illinois, 2002-04  
 16 **Hollister, Cody**, WR, Arkansas, 2019  
 99 **Holmes, Kenny**, DE, Miami (Fla.), 1997-2000  
 79 **Holmes, Pat**, DE, Texas Tech, 1966-72  
 39/36 **Holmes, Robert**, RB, Southern, 1971-72, 1975  
 84 **Holston, Mike**, WR, Morgan State, 1981-84  
 37 **Hood, Rod**, CB, Auburn, 2009-10  
 37 **Hooker, Amani**, DB, Iowa, 2019  
**Hooligan, Harry**, RB, Bishop College, 1965  
 24 **Hope, Chris**, S, Florida State, 2006-11  
 28 **Hopkins, Andy**, RB, Stephen F. Austin, 1971  
 72 **Hopkins, Brad**, T, Illinois, 1993-2005  
 36 **Hopkins, Roy**, RB, Texas Southern, 1967-71  
 29 **Houston, Ken**, S, Prairie View, 1967-72  
 90 **Howard, Marcus**, DE, Georgia, 2010  
 66 **Howell, Pat**, G, Southern California, 1983-85  
 6 **Howfield, Ian**, K, Tennessee, 1991  
 28 **Huff, Marqueston**, DB, Wyoming, 2014-15  
 11 **Humphrey, Buddy**, QB, Baylor, 1966  
 10 **Humphries, Adam**, WR, Clemson, 2019  
 51/52 **Hunt, Calvin**, C, Baylor, 1972-73  
 50 **Hunt, Daryl**, LB, Oklahoma, 1979-84  
 72 **Hunt, Kevin**, T, Doane (Neb.), 1973-77  
 61 **Hunt, Purvis**, G/T, Mississippi State, 1995-96  
 30 **Hunter, Herman**, RB, Tennessee State, 1987  
 15 **Hunter, Justin**, WR, Tennessee, 2013-15  
 25 **Hunter, Torey**, CB, Washington State, 1995  
 20 **Hurst, Demontre**, CB, Oklahoma, 2018  
 82 **Husmann, Ed**, DT, Nebraska, 1961-65  
 73 **Hutchinson, Steve**, G, Michigan, 2012

**I**

61 **Ikard, Gabe**, C, Oklahoma, 2014  
 38 **Ittersagen, Pete**, CB, Wheaton, 2010  
 96 **Ivie, Joey**, DT, Florida, 2019  
 28 **Iwuoma, Chidi**, CB, California, 2007

**J**

25 **Jackson, Adoree'**, CB, Southern California, 2017-19  
 39 **Jackson, Andrew**, RB, Iowa State, 1987  
 46 **Jackson, Bob**, RB, New Mexico State, 1964  
 84 **Jackson, Chris**, WR, Washington State, 2000  
 86 **Jackson, Kenny**, WR, Penn State, 1989  
 33 **Jackson, Ray**, RB, Cincinnati, 2003  
 41 **Jackson, Sean**, RB, Florida State, 1994  
 24 **Jackson, Steve**, CB, Purdue, 1991-99

## ALL-TIME PLAYER ROSTER

84 **Jacobs, Ray**, DT, Howard Payne, 1963  
 49 **James, Arrike**, TE, Delta State, 1987  
 6 **James, John**, P, Florida, 1982-84  
 70 **Jamison, Al**, T, Colgate, 1960-62  
 23 **Jancik, Bobby**, S, Lamar Tech, 1962-67  
 47 **Jaquess, Pete**, CB, New Mexico, 1964-65  
 21 **Jefferson, Charles**, DB, McNeese State, 1979-80  
 53 **Jefferson, Thad**, LB, Hawaii\*, 1987  
 84/80 **Jeffries, Haywood**, WR, N.C. State, 1987-95  
 60 **Jenkins, Al**, G, Morris Brown, 1973  
 25 **Jenkins, DeRon**, CB, Tennessee, 2001  
 15 **Jennings, Darius**, WR, Virginia, 2017-19  
 21 **Johns, Pete**, S, Tulane, 1967-68  
 81 **Johnson, Andre**, WR, Miami (Fla.), 2016  
 15 **Johnson, Al**, S, Cincinnati, 1972-78  
 96/90 **Johnson, Antonio**, DT, Mississippi State, 2007, 2013  
 86 **Johnson, Alex**, WR, Miami (Fla.), 1991  
 94 **Johnson, Austin**, DL, Penn State, 2016-19  
 33 **Johnson, Benny**, CB, J.C. Smith, 1970-73  
 84 **Johnson, Billy**, WR/KR, Widener, 1974-80  
 57 **Johnson, Byron**, LB, Baylor\*, 1987  
 12 **Johnson, Charley**, QB, New Mexico State, 1970-71  
 28 **Johnson, Chris**, RB, East Carolina, 2008-13  
 14 **Johnson, Damaris**, WR, Tulsa, 2015  
 12 **Johnson, Doug**, QB, Florida, 2004  
 90 **Johnson, Ezra**, DE, Morris Brown, 1990-91  
 35 **Johnson, John H.**, RB, Arizona State, 1966  
 22 **Johnson, Kenny**, S, Mississippi State, 1986-89  
 11 **Johnson, Lee**, P, Brigham Young, 1985-87  
 97 **Johnson, Mike**, DE, Illinois, 1984-85  
 44/45 **Johnson, Quinn**, FB, Louisiana State, 2011-13  
 25 **Johnson, Rashad**, S, Alabama, 2016  
 38 **Johnson, Rich**, RB, Illinois, 1969  
 23 **Johnson, Richard**, CB, Wisconsin, 1985-92  
 32 **Johnson, Robert**, S, Utah, 2010-12  
 13 **Johnson, Stafon**, RB, Southern California, 2010  
 52 **Johnson, Steve**, LB, Kansas, 2015  
 45 **Johnson, Tracy**, FB, Clemson, 1989  
 57 **Johnson, Walter**, LB, Louisiana Tech, 1987-88  
 41 **Johnston, Mark**, CB, Northwestern, 1960-63  
 40/18 **Joiner, Charlie**, WR, Grambling, 1969-72  
 57 **Joiner, Tim**, LB, Louisiana State, 1983-84  
 40 **Jolley, Lewis**, RB, North Carolina, 1972-73  
 60 **Jones, Ben**, C, Georgia, 2016-19  
 81 **Jones, Brandon**, WR, Oklahoma, 2005-08  
 90 **Jones, DaQuan**, DL, Penn State, 2014-19  
 25 **Jones, Gene**, CB, Rice, 1961  
 61 **Jones, Harris**, G, J.C. Smith, 1973-74  
 91 **Jones, Jason**, DT, Eastern Michigan, 2008-11  
 57 **Jones, Lenoy**, LB, Texas Christian, 1996-98  
 84 **Jones, Mark**, WR, Tennessee, 2009  
 96 **Jones, Mike**, DT/DE, N.C. State, 1999  
 32 **Jones, Pacman**, CB, West Virginia, 2005-06  
 27/31 **Jones, Quintin**, S, Pittsburgh, 1988-90  
 96 **Jones, Sean**, DE, Northeastern, 1988-93  
 11 **Jones, Spike**, P, Georgia, 1970  
 75 **Jones, Terren**, T, Alabama State, 2014  
 82/83 **Jones, Tony**, WR, Texas, 1990-91, 1993  
 37/30 **Jones, Victor**, RB, Louisiana State, 1990-91  
 71 **Jones, Willie**, DE, Kansas State, 1967  
 7 **Joseph, Greg**, K, Florida Atlantic, 2019  
 31 **Joyner, Larry**, S, Minnesota\*, 1987  
 38 **Joyner, Willie**, RB, Maryland, 1984

## K

26 **Kaesviharn, Kevin**, S, Augustana (S.D.), 2009  
 31 **Kafentzis, Kurt**, S, Hawaii\*, 1987  
 46 **Kalu, Joshua**, DB, Nebraska, 2018-19  
 55 **Kassell, Brad**, LB, N. Texas State, 2002-05  
 22 **Kay, Bill**, CB, Purdue, 1981-83  
 90 **Kearse, Jevon**, DE, Florida, 1999-2003, 2008-09  
 59 **Keglar, Stanford**, LB, Purdue, 2008-09

62 **Kellemeyer, Doug**, G, Brigham Young\*, 1987  
 58 **Kelley, Mike**, C/G, Notre Dame, 1985-87  
 73/72 **Kelly, Bob**, DT, New Mexico State, 1961-64  
 71 **Kelly, Dennis**, T, Purdue, 2016-19  
 4 **Kempf, Florian**, K, Pennsylvania, 1982-84  
 34 **Kendall, Chuck**, S, UCLA, 1960  
 71 **Kennard, Ken**, DE, Angelo State, 1977-83  
 27 **Kennedy, Mike**, DB, Toledo, 1984  
 86 **Kent, Joey**, WR, Tennessee, 1997-99  
 18 **Kerbow, Randy**, WR, Rice, 1963-64  
 6 **Kern, Brett**, P, Toledo, 2009-19  
 50/52 **Kidd, Billy**, C, Houston, 1987  
 97 **Kilgo, Darius**, NT, Maryland, 2018  
 50 **Killens, Terry**, LB, Penn State, 1996-2000  
 27 **Kinard, Terry**, S, Clemson, 1990  
 41 **Kinderman, Keith**, RB, Florida State, 1965  
 57 **Kiner, Steve**, LB, Tennessee, 1974-78  
 46 **King, Claude**, RB, Houston, 1961  
 95 **King, David**, DE, Oklahoma, 2017  
 30 **King, Eric**, CB, Wake Forest, 2006-08  
 30 **King, Kenny**, RB, Oklahoma, 1979  
 88 **Kinney, Erron**, TE, Florida, 2000-06  
 89 **Kinney, George**, DE, Wylie, 1965  
 79 **Kirk, Ernest**, DE, Howard Payne, 1977  
 64 **Kline, Josh**, G, Kent State, 2016-18  
 72 **Klotz, Jack**, T, Penn State, 1964  
 97 **Klug, Karl**, DT, Iowa, 2011-17  
 21 **Knight, Leander**, S, Montclair State, 1990  
 25 **Knoff, Kurt**, DB, Kansas, 1977-78  
 99 **Kocurek, Kris**, DT, Texas Tech, 2001-02  
 72 **Koncar, Mark**, T, Colorado, 1982  
 56 **Kozak, Scott**, LB, Oregon, 1989-93  
 57 **Kramer, Jordan**, LB, Idaho, 2003-04  
 17 **Krieg, Dave**, QB, Milton (Wisc.), 1997-98  
 70 **Kropog, Troy**, OL, Tulane, 2009-10, 2012  
 37 **Kush, Rod**, S, Nebraska-Omaha, 1985-86

## L

91 **LaBoy, Travis**, DE, Hawaii, 2004-07  
 99 **Ladd, Ernie**, DT, Grambling, 1966  
 58 **Landry III, Harold**, OLB, Boston College, 2018-19  
 73/72 **Lanphear, Dan**, DE, Wisconsin, 1960, 1962  
 34 **Laraway, Jack**, LB, Purdue, 1961  
 94 **Larkin, Eric**, T, Miami (Fla.)\*, 1987  
 57 **Lathon, Lamar**, LB, Houston, 1990-94  
 66 **Layman, Jason**, T/G, Tennessee, 1996-99  
 83 **Leach, Mike**, TE, William & Mary, 2000-01  
 15 **Lee, Jacky**, QB, Cincinnati, 1960-63, 1966-67  
 86 **Ledbetter, Monte**, WR, N.W. Louisiana, 1967  
 62 **LeMoine, Jim**, G, Utah State, 1968-69  
 23 **LeVias, Jerry**, WR, Southern Methodist, 1969-70  
 61 **Levin, Corey**, G/C, Chattanooga, 2017-18  
 67 **Levitte, Andy**, G, Oregon State, 2013-14  
 77 **Lewan, Taylor**, T, Michigan, 2014-19  
 29 **Lewis, Darryll**, CB, Arizona, 1991-98  
 33 **Lewis, Dion**, RB, Pittsburgh, 2018-19  
 37 **Lewis, Jess**, LB, Oregon State, 1970  
 28 **Lewis, Kendrick**, S, Mississippi, 2018  
 45 **Lewis, LaTroy**, OLB, Tennessee, 2018  
 55 **Lewis, Richard**, LB, Portland State, 1972  
 49 **Lewis, Roderick**, TE, Arizona, 1994-97  
 80 **Little, John**, DT, Oklahoma State, 1975-76  
 36 **Little, Rafael**, RB, Kentucky, 2008  
 10 **Locker, Jake**, QB, Washington, 2011-14  
 96 **Logan, Bennie**, DL, Louisiana State, 2018  
 59 **Logan, James**, LB, Memphis, 1995  
 51 **Long Jr., David**, LB, West Virginia, 2019  
 60 **Long, Kevin**, C, Florida State, 1998-2001  
 99 **Long, Rien**, DT, Washington State, 2003-06  
 78 **Looney, Joe**, C, Wake Forest, 2015  
 70 **Loper, Daniel**, OT, Texas Tech, 2005-08  
 51/53 **Lou, Ron**, C, Arizona State, 1973, 1976

## ALL-TIME PLAYER ROSTER

36 **Love, Jamar**, CB, Arkansas, 2009  
 12 **Loveall, Calvin**, CB, Idaho, 1988  
 37 **Lowry, Calvin**, S, Penn State, 2006-07  
 10 **Luck, Oliver**, QB, West Virginia, 1982-86  
 32 **Lumpkin, Ron**, CB, Arizona State, 1975  
 40 **Lundy, Dennis**, RB, Northwestern, 1995  
 72 **Lutui, Deuce, G**, Southern California, 2012  
 28 **Lyday, Allen**, S, Nebraska, 1984-87  
 93 **Lyles, Robert**, LB, Texas Christian, 1984-90  
 41 **Lynch, Corey**, S, Appalachian State, 2013  
 98 **Lyons, Pratt**, DT/DE, Troy State (Ala.), 1997-98

**M**

97 **Mack, Isaiah**, DT, Chattanooga, 2019  
 98 **Madsen, Lynn**, DE, Washington, 1986  
 78 **Maggs, Don**, T/G, Tulane, 1986-92  
 94 **Mahelona, Jesse**, DT, Tennessee, 2006-07  
 22 **Majors, Joe**, DB, Florida State, 1960  
 50 **Malast, Kevin**, LB, Rutgers, 2011-12  
 8 **Manning, Archie**, QB, Mississippi, 1982-83  
 50 **Maples, Bobby**, C, Baylor, 1965-70  
 5 **Marcol, Chester**, K, Hillsdale, 1980  
 62 **Marcontell, Ed**, G, Lamar Tech, 1967  
 83/87 **Mariani, Marc**, WR, Montana, 2010-13, 2016  
 8 **Mariota, Marcus**, QB, Oregon, 2015-19  
 94 **Marks, Sen'Derrick**, DT, Auburn, 2009-12  
 77 **Marshall, Rich**, DT, Stephen F. Austin, 1967-68  
 58 **Marshall, Wilber**, LB, Florida, 1993  
 94 **Martin, Charles**, DT, Livingston, 1987  
 20 **Martin, Emanuel**, CB, Alabama State, 1993  
 31/26 **Martin, Markelle**, S, Oklahoma State, 2012-13  
 68 **Martin, Matt**, T, Kansas State, 2002-03  
 93 **Martin, Mike**, DL, Michigan, 2012-15  
 56/51 **Marts, Lonnie**, LB, Tulane, 1997-98  
 69 **Marz, Tyler**, T, Wisconsin, 2018  
 82/85 **Mason, Derrick**, WR, Michigan State, 1997-2004  
 47 **Maston, Le'Shai**, RB, Baylor, 1993-94  
 76 **Mathews, Jason**, T, Texas A&M, 1998-2004  
 74 **Mathews, Bruce**, G/C/T, Southern California, 1983-2001  
 60/61 **Mathews, Kevin**, C, Texas A&M, 2010-13  
 18 **Mathews, Rishard**, WR, Nevada, 2016-18  
 11 **Mathews, Steve**, QB, Memphis State, 1998  
 66 **Matias, Josue**, G/T, Florida State, 2016  
 78 **Matuszak, John**, DT, Tampa, 1973  
 55 **Mauck, Carl**, C, Southern Illinois, 1975-81  
 8 **Mauck, Matt**, QB, Louisiana State, 2005  
 68 **Mawae, Kevin**, C, Louisiana State, 2006-09  
 42 **Maxwell, Tommy**, S, Texas A&M, 1974  
 77 **Mayes, Ben**, DT, Drake, 1969  
 80 **Mayo, Ron**, TE, Morgan State, 1973  
 86 **Mays, Damon**, WR, Missouri, 1992-93  
 81 **McAddley, Jason**, WR, Alabama, 2004  
 16/10 **McBride, Tre**, WR, William & Mary, 2015-16  
 23 **McCain, Brice**, CB, Utah, 2016-17  
 60 **McCanless, Jim**, G, Clemson, 1960  
 78 **McCants, Keith**, DE, Alabama, 1993-94  
 86/19 **McCareins, Justin**, WR, Northern Illinois, 2001-03, 2008  
 52 **McCarthy, Colin**, LB, Miami, 2011-14  
 89 **McCloskey, Mike**, TE, Penn State, 1983-85  
 22 **McCluster, Dexter**, RB, Mississippi, 2014-15  
 71 **McCollum, Bubba**, DT, Kentucky, 1974  
 59 **McConnell, Brian**, LB, Michigan, 1973  
 30 **McCourty, Jason**, CB, Rutgers, 2009-16  
 28 **McCullough, George**, CB, Baylor, 1997-99  
 62 **McDaniel, Wahoo**, LB, Oklahoma, 1960  
 84 **McDole, Ron**, DE, Nebraska, 1962  
 31 **McDonald, Keith**, WR, San Jose State\*, 1987  
 25 **McDowell, Bubba**, S, Miami (Fla.), 1989-94  
 64 **McFadin, Bud**, DT, Texas, 1964-65  
 42 **McGarrahan, Scott**, S, New Mexico, 2003-04  
 95 **McGhee, Kanavis**, DE, Colorado, 1995

87 **McKeehan, James**, TE, Texas A&M, 1995-97  
 81 **McLeod, Bob**, TE, Abilene Christian, 1961-65  
 26 **McMillian, Audray**, CB, Houston, 1985-87  
 9 **McNair, Steve**, QB, Alcorn State, 1995-2005  
 37/48 **McNair, Todd**, RB/FB, Temple, 1994-95  
 89 **McNeil, Gerald**, WR, Baylor, 1990  
 86 **McNeil, Clifton**, WR, Grambling, 1973  
 30 **McNichols, Jeremy**, RB, Boise State, 2018  
 6 **McPherson, Don**, QB, Syracuse, 1990  
 72 **McQuistan, Pat**, G/T, Weber State, 2013  
 51 **McRath, Gerald**, LB, Southern Mississippi, 2009-12  
 26 **Meadows, Darryl**, DB, Toledo, 1983-84  
 91 **Meads, Johnny**, LB, Nicholls State, 1984-92  
 84 **Meier, Shad**, TE, Kansas State, 2001-04  
 74/75 **Meredith, Dudley**, DT, Lamar Tech, 1963, 1968  
 79 **Meredith, Jamon**, T, South Carolina, 2014-15  
 29/12/19 **Merkins, Guido**, DB/WR, Sam Houston State, 1978-80  
 7 **Mettenberger, Zach**, QB, Louisiana State, 2014-15  
 54 **Meyer, John**, LB, Notre Dame, 1966-67  
 77 **Michael, Rich**, T, Ohio State, 1960-66  
 76 **Mikolas, Doug**, NT, Portland State, 1988  
 84 **Miller, Bill**, DT, New Mexico Highlands, 1962  
 66 **Miller, Clay**, T, Michigan\*, 1987  
 71 **Miller, Fred**, T, Baylor, 2000-04  
 4 **Miller, Josh**, P, Arizona, 2007-08  
 62 **Miller, Ralph**, G, Alabama State, 1972-73  
 48/35/55 **Mills, John Henry**, TE/LB, Wake Forest, 1993-96  
 12 **Milstead, Charles**, QB, Texas A&M, 1960-61  
 30 **Milton, Chris**, CB, Georgia Tech, 2019  
 89 **Miotke, Frank**, WR, Grand Valley State, 1991  
 30 **Mitchell, Donald**, CB, Southern Methodist, 1999-2002  
 41 **Mitchell, Leroy**, CB, Texas Southern, 1969-70  
 97 **Mix, Bryant**, DT, Alcorn State, 1996-97  
 56 **Moch, Dontay**, OLB, Nevada, 2014  
 94 **Montgomery, Glenn**, DT, Houston, 1989-95  
 9 **Montgomery, Greg**, P, Michigan State, 1988-93  
 24 **Montgomery, Mike**, WR, Kansas State, 1974  
 1 **Moon, Warren**, QB, Washington, 1984-93  
 42 **Mooney, Collin**, FB, Army, 2012-13  
 32 **Moore, Ricky**, FB, Alabama\*, 1987  
 22 **Moore, Zeke**, CB, Lincoln, 1967-77  
 76 **Moran, Eric**, T, Washington, 1984-86  
 90/91 **Morgan, Derrick**, DE/OLB, Georgia Tech, 2010-18  
 67 **Morgan, Karl**, DT, UCLA, 1986  
 30 **Moriarty, Larry**, FB, Notre Dame, 1983-86  
 6 **Moroski, Mike**, QB, California-Davis, 1985  
 28 **Morris, Aric**, S, Michigan State, 2000-02  
 50 **Morris, Dennit**, LB, Oklahoma, 1960-61  
 78 **Morrison, Ron**, T, New Mexico, 1960  
 11 **Moseley, Mark**, K, Stephen F. Austin, 1971-72  
 84 **Moss, Randy**, WR, Marshall, 2010  
 83 **Moulds, Eric**, WR, Mississippi State, 2007  
 53 **Mount, Deiontrez**, LB, Louisville, 2015  
 29 **Mouton, Ryan**, CB, Hawaii, 2009-12  
 87 **Mrosko, Bob**, TE, Penn State, 1989  
 28 **Muhammad, Khalfani**, RB, California, 2017  
 89 **Mulligan, Matthew**, TE, Maine, 2014  
 80 **Mullins, Eric**, WR, Stanford, 1984-85  
 63 **Munchak, Mike**, G, Penn State, 1982-93  
 50 **Murdock, Guy**, C, Michigan, 1972  
 15 **Murdock, O.J.**, WR, Fort Hays State, 2011  
 56 **Murphy, Mike**, LB, S.W. Missouri State, 1979  
 29 **Murray, DeMarco**, RB, Oklahoma, 2016-17  
 77 **Musgrove, Spain**, DT, Utah State, 1970  
 32 **Myers, Bobby**, S, Wisconsin, 2000-02

**N**

57 **Nande, Terna**, LB, Miami (Ohio), 2006  
 14 **Naponic, Bob**, QB, Illinois, 1970  
 42 **Nash, Damien**, RB, Missouri, 2005  
 48 **Natkin, Brian**, TE, Texas El-Paso, 2001  
 41 **Neal, Lorenzo**, FB, Fresno State, 1999-00

## ALL-TIME PLAYER ROSTER

6 **Nedney, Joe**, K, San Jose State, 2001-04  
 46 **Neighbors, Connor**, FB, Louisiana State, 2015  
 75 **Neil, Kenny**, DE, Iowa State\*, 1987  
 22 **Nelson, Benny**, S, Alabama, 1964  
 83 **Nery, Ron**, DE, Kansas State, 1963  
 26/27 **Newsom, Tony**, CB, Stephen F. Austin, 1987  
 46 **Nicholson, Oliver**, LB, Texas Southern, 1975  
 23 **Nickey, Donnie**, S, Ohio State, 2003-10  
 14 **Nielsen, Gifford**, QB, Brigham Young, 1978-83  
 14 **Nix, Kent**, QB, Texas Christian, 1972  
 64 **Norgard, Erik**, C/G, Colorado, 1990-98  
 43 **Norton, Jim**, S, Idaho, 1960-68  
 93 **Nunley, Jeremy**, DE, Alabama, 1994-95

### Q

51 **Ochi, Victor**, OLB, Stony Brook, 2017  
 98 **Odom, Antwan**, DE, Alabama, 2004-07  
 52 **Odom, Sammy**, LB, N.W. Louisiana, 1964  
 14 **O'Donnell, Neil**, QB, Maryland, 1999-03  
 72 **Oher, Michael**, T, Mississippi, 2014  
 23 **Okotcha, Bennett, CB**, Texas-San Antonio, 2016  
 37 **Olerich, Dave**, LB, San Francisco, 1971  
 39 **Oliver, Hubert**, FB, Arizona, 1986  
 69 **Olsen, Eric**, G/C, Notre Dame, 2014  
 75 **Olson, Benji**, G, Washington, 1998-2007  
 45 **Onesti, Larry**, LB, Northwestern, 1962-65  
 98 **Orakpo, Brian**, OLB, Texas, 2015-18  
 26 **Orlando, Bo**, S, West Virginia, 1990-94  
 85 **Orr, Jonathan**, WR, Wisconsin, 2006  
 20 **Orr, Kareem**, CB, Chattanooga, 2019  
 67 **Otto, Bob**, DE, Idaho State\*, 1987  
 66 **Otto, Mike**, T, Purdue, 2007-13  
 40 **Ours, Wes**, FB, West Virginia, 2001  
 71 **Owens, Joe**, DE, Alcorn State, 1976

### P

62 **Page, Craig**, C, Georgia Tech, 1999  
 5 **Palmer, Jordan**, QB, Texas-EI Paso, 2014  
 50 **Palmer, Nate**, LB, Illinois State, 2016-18  
 66 **Pamphile, Kevin**, G/T, Purdue, 2018-19  
 74 **Parker, Willie**, DT, Arkansas AM&N, 1967-70  
 3 **Parkey, Cody**, K, Auburn, 2019  
 20 **Parks, Billy**, WR, Cal State-Long Beach, 1973-75  
 83 **Parks, Dave**, WR, Texas Tech, 1973  
 89 **Parks, Jeff**, TE, Auburn, 1986-87  
 30 **Parrish, Bernie**, CB, Florida, 1966  
 18 **Parsley, Cliff**, P, Oklahoma State, 1977-82  
 7 **Pastorini, Dan**, QB, Santa Clara, 1971-79  
 68 **Pasztor, Austin**, OL, Virginia, 2018  
 33 **Payton, Jarrett**, RB, Miami (Fla.), 2005  
 79 **Patu, Saul**, DT, Oregon, 2001  
 44 **Peacock, Johnny**, S, Houston, 1969-70  
 35 **Pearman, Alvin**, RB, Virginia, 2009  
 10 **Pease, Brent**, QB, Montana, 1987-88  
 72 **Peguese, Willis**, DE, Miami (Fla.), 1990-92  
 32 **Pellerin, Micah**, DB, Hampton, 2013  
 52 **Pennison, Jay**, C, Nicholls State, 1986-90  
 64 **Perkins, Willis**, G, Texas Southern, 1961, 1963  
 32 **Perry, Vernon**, S, Jackson State, 1979-82  
 56 **Perlo, Phil**, G, Maryland, 1960  
 69 **Petersmark, Brett**, C, Eastern Michigan\*, 1987  
 85 **Petrowski, Jamie**, TE, Indiana State, 2007  
 67 **Petrus, Mitch**, G, Arkansas, 2012  
 77 **Pettyjohn, Barry**, T, Pittsburgh, 1987  
 35 **Phenix, Perry**, S, Southern Mississippi, 1998-2001  
 58 **Phillips, Shaun**, OLB, Purdue, 2014  
 61 **Phillips, Wes**, T, Lenoir Rhyne, 1979  
 86 **Pickens, Carl**, WR, Tennessee, 2000  
 61 **Pilgrim, Evan**, G, Brigham Young, 1998  
 69/71 **Piller, Zach**, G, Florida, 1999-2006  
 20 **Pinkett, Allen**, RB, Notre Dame, 1986-91

92 **Pitoitua, Ropati**, DE, Washington State, 2013-15  
 53 **Pitts, Hugh**, C, Texas Christian, 1960  
 31 **Pollard, Bernard**, S, Purdue, 2013-14  
 88 **Poole, Bob**, TE, Clemson, 1966-67  
 39 **Poole, Larry**, RB, Kent State, 1978  
 38 **Poole, Tyrone**, CB, Fort Valley State, 2008  
 44 **Porter, Daryl**, S, Boston College, 2001  
 61 **Portis, Marico**, G, Alabama, 2004  
 2 **Post, Dickie**, RB, Houston, 1971  
 73 **Poutasi, Jeremiah**, G/T, Utah, 2015  
 14 **Preston, Michael**, WR, Heidelberg, 2012-13  
 84 **Preston, Roell**, WR, Mississippi, 1999  
 58 **Pritchard, Ron**, LB, Arizona State, 1969-72  
 85 **Pruitt, MyCole**, TE, Southern Illinois, 2018-19

### Q

46 **Queen, Jeff**, TE, Morgan State, 1974  
 72 **Quessenberry, David**, San Jose State, 2019  
 54 **Quinn, Steve**, C, Notre Dame, 1968

### R

11 **Ramsey, Patrick**, QB, Tulane, 2009  
 31 **Randall, Marcus**, S, Louisiana State, 2005  
 68 **Randall, Tom**, G, Iowa State, 1979  
 21 **Randle, Tate**, DB, Texas Tech, 1982  
 12 **Ransom, Brian**, QB, Tennessee State, 1983-84  
 14 **Raymond, Kalif**, WR, Holy Cross, 2019  
 8 **Reaves, John**, QB, Florida, 1981  
 89 **Reed, Alvin**, TE, Prairie View, 1967-72  
 66 **Reed, Leo**, G, Colorado State, 1961  
 37/24 **Reed, Kalan**, CB, Southern Mississippi, 2016-17  
 60 **Regner, Tom**, G, Notre Dame, 1967-72  
 67 **Reid, Jim**, T/G, Virginia, 1994-95  
 64 **Reihner, George**, G, Penn State, 1977-80, '82  
 37 **Reinfeldt, Mike**, S, Wisconsin-Milwaukee, 1976-83  
 82 **Renfro, Mike**, WR, Texas Christian, 1978-83  
 25 **Reynaud, Darius**, RB/KR/PR, West Virginia, 2012-13  
 51 **Reynolds, Robert**, LB, Ohio State, 2004-06  
 17 **Rhome, Jerry**, QB, Tulsa, 1970  
 80 **Rice, Andy**, DT, Texas Southern, 1967  
 85 **Rice, Floyd**, LB, Alcorn A&M, 1971-73  
 72 **Rice, George**, DT, Louisiana State, 1966-70  
 7 **Richardson, Bucky**, QB, Texas A&M, 1992-94  
 24 **Richardson, Mike**, RB, Southern Methodist, 1969-71  
 83/81 **Richardson, Rico**, WR, Jackson State, 2014-15  
 30 **Rieves, Charles**, LB, Houston, 1964  
 37/28 **Riggs, Cody**, CB, Notre Dame, 2015-16  
 53 **Riley, Avon**, LB, UCLA, 1981-86  
 46/35 **Riley, Curtis**, CB, Fresno State, 2015-17  
 21 **Ringer, Javon**, RB, Michigan State, 2009-12  
 16 **Ritchey, James**, QB, Stephen F. Austin, 1996  
 85 **Roaches, Carl**, KR, Texas A&M, 1980-84  
 46/80 **Roan, Michael**, TE, Wisconsin, 1995-99  
 50 **Roberson, Derick**, OLB, Sam Houston State, 2019  
 90 **Roberson, James**, DE, Florida State, 1996-98  
 56 **Roberts, Guy**, LB, Maryland, 1972-75  
 68 **Roberts, Tim**, DT, Southern Mississippi, 1992-94  
 73 **Robertson, Bob**, T, Illinois, 1968  
 31 **Robertson, Marcus**, S, Iowa State, 1991-2000  
 50/55 **Robinson, Eddie**, LB, Alabama State, 1992-95, 1998-2001  
 18 **Robinson, Paul**, RB, Arizona, 1972-73  
 37 **Robinson, Rafael**, S, Wisconsin, 1996  
 82 **Roby, Courtney**, WR, Indiana, 2005-06  
 7 **Roby, Reggie**, P, Iowa, 1996-97  
 34 **Rodgers, Willie**, RB, Kentucky State, 1972-75  
 61 **Rodriguez, Joel**, C, Miami (Fla.), 2005  
 21 **Rolle, Samari**, CB, Florida State, 1998-2004  
 55 **Romano, Jim**, C, Penn State, 1984-86  
 71 **Roos, Michael**, T, Eastern Washington, 2005-14  
 58 **Rossovich, Tim**, LB, Southern California, 1976



## ALL-TIME PLAYER ROSTER

82 **Thigpen, Yancey**, WR, Winston-Salem State, 1998-2000  
 28 **Thomas, Bill**, RB, Boston College, 1973  
 36 **Thomas, Dee**, CB, Nicholls State, 1990  
 89 **Thomas, Earl**, WR/TE, Houston, 1976  
 35 **Thomas, Jemea**, DB, Georgia Tech, 2014  
 94 **Thomas, Juqua**, DE, Oklahoma State, 2001-04  
 74 **Thomas, Lee**, DE, Jackson State, 1975  
 20 **Thomas, Rodney**, RB, Texas A&M, 1995-98  
 16 **Thomas, Sloan**, WR, Texas, 2005  
 70 **Thomas, Stan**, T, Texas, 1993-95  
 28 **Thomaselli, Rich**, RB, West Virginia-Wesleyan, 1981-82  
 28 **Thompson, Emmuel**, CB, Texas A&I\*, 1987  
 28/37 **Thompson, Lamont**, S, Washington State, 2003-06  
 84 **Thompson, Taylor**, TE, Southern Methodist, 2012-14  
 51 **Thompson, Ted**, LB, Southern Methodist, 1975-84  
 50 **Thornton, David**, LB, North Carolina, 2006-10  
 80 **Thornton, James**, TE, Cal State-Fullerton, 1995  
 78 **Thornton, John**, DT, West Virginia, 1999-2002  
 18 **Thurman, Andrae**, WR, Southern Oregon, 2005  
 58 **Thweatt, Byron**, LB, Virginia, 2001  
 78 **Tilleman, Mike**, DT, Montana, 1971-72  
 33/32 **Tillman, Spencer**, RB, Oklahoma, 1987-88, 1992-94  
 47 **Tobin, Bill**, RB, Missouri, 1963  
 44 **Tolar, Charles**, RB, N.W. Louisiana, 1960-66  
 42 **Tolbert, Jim**, CB, Lincoln, 1972  
 11 **Tolliver, Billy Joe**, QB, Texas Tech, 1994  
 49 **Toone, Spencer**, LB, Utah, 2006  
 76 **Towns, Morris**, T, Missouri, 1977-83  
 47 **Trammell, Allen**, S, Florida, 1966  
 79 **Trask, Orville**, DT, Rice, 1960-61  
 41 **Trawick, Brynden**, S, Troy, 2017-18  
 79 **Tretola, Sebastian**, G, Arkansas, 2016  
 86/84 **Troupe, Ben**, TE, Florida, 2004-07  
 10 **Trull, Don**, QB, Baylor, 1964-69  
 98 **Tuatagaloa, Natu**, DT/DE, California, 1995  
 20 **Tullis, Willie**, DB, Troy State, 1981-84  
 55 **Tulloch, Stephen**, LB, N.C. State, 2006-10  
 95 **Turner, Dwain**, DT, Rice\*, 1987  
 59 **Turner, Rob**, C/G, New Mexico, 2013  
 86 **Turzilli, Andrew**, WR, Rutgers, 2015

## U

56 **Underwood, Olen**, LB, Texas, 1966-70  
 96 **Urban, Brent**, DE, Virginia, 2019

## V

24 **Vaccaro, Kenny**, S, Texas, 2018-19  
 45 **Valentine, Ira**, RB, Texas A&M, 1987  
 93 **Vanden Bosch, Kyle**, DE, Nebraska, 2005-09  
 73 **Vanoy, Vernon**, DT, Kansas, 1973  
 99 **Veal, Demetris**, DT, Tennessee, 2007  
 71/75 **Veasey, Craig**, DT/DE, Houston, 1992-93, 1995  
 61 **Velasco, Fernando**, C/G, Georgia, 2009-12  
 88 **Verhulst, Chris**, TE, Chico State, 1988-89  
 20 **Verner, Alterraun**, CB, UCLA, 2010-13  
 96 **Vickerson, Kevin**, DT, Michigan State, 2007-09  
 34 **Viltz, Theo**, CB, Southern California, 1966  
 50 **Vogel, Paul**, LB, South Carolina\*, 1987  
 31 **Voight, Mike**, RB, North Carolina, 1977  
 12/7 **Volek, Billy**, QB, Fresno State, 2000-06

## W

36 **Waddell, Michael**, CB, North Carolina, 2004-06  
 19 **Wade, Bobby**, WR, Arizona, 2005-06  
 53 **Wainscott, Lloyd**, LB, Texas, 1969-70  
 91 **Wake, Cameron**, OLB, Penn State, 2019  
 93 **Walden, Erik**, OLB, Middle Tennessee State, 2017  
 42 **Walker, D'Andre**, OLB, Georgia, 2019  
 82 **Walker, Delanie**, TE, Central Missouri, 2013-19  
 25 **Walker, Denard**, CB, Louisiana State, 1997-2000  
 96 **Walker, Gary**, DT, Auburn, 1995-98

29 **Walker, Joe**, S, Nebraska, 2001  
 77 **Walker, Rod**, DT, Troy State, 2000  
 15 **Walker, Wayne**, K, N.W. Louisiana, 1968  
 52 **Wallace, Aaron**, OLB, UCLA, 2016-18  
 89 **Wallace, Cooper**, TE, Auburn, 2006  
 35 **Wallace, Ray**, FB, Purdue, 1986-87  
 64 **Wallner, Fred**, G, Notre Dame, 1960  
 86/82/84 **Walls, Herkie**, WR, Texas, 1983-85  
 32 **Walsh, Ward**, RB, Colorado, 1971-72  
 87 **Walter, Kevin**, WR, Eastern Michigan, 2013  
 83 **Walters, Joey**, WR, Clemson, 1987  
 77 **Walton, Sam**, T, East Texas State, 1971  
 64 **Wand, Seth**, T, N.W. Missouri State, 2006  
 70 **Warmack, Chance**, G, Alabama, 2013-16  
 26/29 **Washington, Leon**, RB, Florida State, 2013-14  
 85 **Washington, Nate**, WR, Tiffin, 2009-14  
 53/59 **Washington, Ted**, LB, Mississippi Valley, 1973-82  
 23 **Washington, Vic**, RB, Wyoming, 1974  
 57 **Watson, Ed**, LB, Grambling, 1969  
 38 **Webb, B.W.**, CB, William & Mary, 2015  
 90 **Webster, George**, LB, Michigan State, 1967-72  
 3 **Weeden, Brandon**, QB, Oklahoma State, 2017  
 14 **Weems, Eric**, WR, Bethune-Cookman, 2017  
 86 **Wegener, Bucky**, DT, Missouri, 1962-63  
 28 **Weger, Mike**, S, Bowling Green, 1976-77  
 20 **Weir, Sammy**, WR, Arkansas State, 1965  
 88 **Wellman, Gary**, WR, Southern California, 1991-94  
 56 **Wells, Ray**, LB, Arizona, 2003  
 70 **Wells, Robert**, T, J.C. Smith, 1972  
 41 **Wells, Terence**, RB, Southern Mississippi, 1974  
 35 **West, Terrance**, RB, Towson, 2015  
 63 **Wharton, Hogan**, G, Houston, 1960-63  
 33 **White, Bob**, RB, Ohio State, 1960  
 79 **White, Jim**, DE, Colorado State, 1974-75  
 86 **White, John**, TE, Texas Southern, 1960-61  
 25 **White, LenDale**, RB, Southern California, 2006-09  
 44 **White, Lorenzo**, RB, Michigan State, 1988-94  
 79 **White, Marcus**, DT, Murray State, 2005  
 29 **White, Robert**, CB, Lamar\*, 1987  
 12 **Whitehurst, Charlie**, QB, Clemson, 2014-15  
 79 **Whitley, Wilson**, DT, Houston, 1983  
 38 **Whittington, C.L.**, FS, Prairie View, 1974-78  
 89 **Wick, Cole**, TE, Incarnate Word, 2018  
 63 **Wilkerson, Doug**, G, North Carolina Central, 1970  
 42 **Williams, Armon**, S/LB, Arizona, 1997  
 41 **Williams, Cary**, CB, Washburn, 2008-09  
 17 **Williams, Damian**, WR, Southern California, 2010-13  
 73 **Williams, David**, T, Florida, 1989-95  
 69 **Williams, Doug**, T/G, Texas A&M, 1986-88  
 87 **Williams, Jamie**, TE, Nebraska, 1984-88  
 40 **Williams, Jordan**, OLB, Tennessee, 2019  
 97 **Williams, Lee**, DE, Bethune-Cookman, 1991-93  
 78 **Williams, Maxie**, G, S.E. Louisiana, 1965  
 18 **Williams, Mike**, WR, Southern California, 2007  
 14 **Williams, Nick**, WR, Connecticut, 2018  
 86 **Williams, Oliver**, WR, Illinois\*, 1987  
 11 **Williams, Paul**, WR, Fresno State, 2007-08  
 68 **Williams, Ralph**, G, Southern, 1982  
 35 **Williams, Richard**, RB, Memphis State, 1984  
 86 **Williams, Roydell**, WR, Tulane, 2005-07  
 49 **Williams, Sam**, CB, New Mexico Highlands, 1976  
 96 **Williams, Sylvester**, NT, North Carolina, 2017  
 25 **Williams, Tank**, S, Stanford, 2002-05  
 78 **Williams, Todd**, G/T, Florida State, 2003-05  
 54 **Williamson, Avery**, LB, Kentucky, 2014-17  
 10 **Williamson, Lee**, QB, Presbyterian (SC), 1994  
 44 **Willis, Fred**, RB, Boston College, 1972-77  
 21 **Wilson, George**, S, Arkansas, 2013-14  
 33 **Wilson, J.C.**, DB, Pittsburgh, 1978-83  
 82 **Wilson, Shedrick**, WR, Louisiana State, 1996  
 45 **Wilson, Tim**, RB/TE, Maryland, 1977-82  
 35 **Wilson, Tracy**, S, Northern Illinois, 2012



## ALL-TIME PLAYER ROSTER

<p>8 <b>Wilson, Tyler</b>, QB, Arkansas, 2013            95 <b>Wimbley, Kamerion</b>, DE/OLB, Florida State, 2012-14            52 <b>Winborn, Jamie</b>, LB, Vanderbilt, 2009-10            79 <b>Winkler, Ulrich</b>, DE, None, 2008            22 <b>Wisener, Gary</b>, CB, Baylor, 1961            88 <b>Witcher, Albert</b>, S, Baylor, 1960            92 <b>Witherspoon, Will</b>, LB, Georgia, 2010-12            12 <b>Witkowski, John</b>, QB, Columbia, 1986-87            67 <b>Wittenborn, John</b>, G, S.E. Missouri, 1964-68            96 <b>Woods, Al</b>, NT, Louisiana State, 2014-16            75 <b>Woods, Antwaun</b>, NT, Southern California, 2016            80 <b>Woods, Glenn</b>, DT, Prairie View, 1969            49 <b>Woods, LeVar</b>, LB, Iowa, 2006-07            42 <b>Woods, Robert</b>, WR, Grambling, 1978            59 <b>Woodyard, Wesley</b>, LB, Kentucky, 2014-19            26 <b>Woolfolk, Andre</b>, CB, Oklahoma, 2003-06            40 <b>Woolfolk, Butch</b>, RB, Michigan, 1985-86            36 <b>Wooten, Khalid</b>, CB, Nevada, 2013-14            52 <b>Wortham, Barron</b>, LB, Texas El-Paso, 1994-99            29/25 <b>Wreh-Wilson, Blidi</b>, CB, Connecticut, 2013-15            17 <b>Wright, Elmo</b>, WR, Houston, 1975            13 <b>Wright, Kendall</b>, WR, Baylor, 2012-16</p>	<p>37 <b>Wright, Thomas</b>, S, Michigan State, 2003            41 <b>Wyatt, Alvin</b>, CB, Bethune-Cookman, 1973            89 <b>Wycheck, Frank</b>, TE, Maryland, 1995-2003            19 <b>Wylie, Devon</b>, WR, Fresno State, 2013            79 <b>Wynn, Jarius</b>, DE, Georgia, 2012</p> <p style="text-align: center;"><b>Y</b></p> <p>84 <b>Yamini, Bashir</b>, WR, Iowa, 2000            66 <b>Yarno, George</b>, C/G, Washington State, 1989            80 <b>Yeats, James</b>, TE, Florida, 1960            68 <b>Young, Almon</b>, G, Bethune-Cookman*, 1987            56/63 <b>Young, Bob</b>, G, Howad Payne, 1971, 1980            77 <b>Young, James</b>, DE, Texas Southern, 1977-79            99 <b>Young, Robert</b>, DE, Mississippi State, 1996            10 <b>Young, Vince</b>, QB, Texas, 2006-10</p> <p style="text-align: center;"><b>Z</b></p> <p>87 <b>Zaeske, Paul</b>, WR, North Park, 1969-70            7 <b>Zendejas, Tony</b>, K, Nevada-Reno, 1985-90</p>
---	--

\* Played in replacement games only

## ALL-TIME JERSEY NUMBERS

(\* Played in replacement games only)

### 00

Ken Burrough, WR, Texas Southern, 1971-81

### 1

Warren Moon, QB, Washington, 1984-93  
 Gary Anderson, K, Syracuse, 2003-04

### 2

Dickie Post, RB, Houston, 1971  
 Skip Butler, K, Texas-Arlington, 1972-77  
 Rob Bironas, K, Georgia Southern, 2005-13

### 3

Roy Gerela, K, New Mexico State, 1969-70  
 Al Del Greco, K, Auburn, 1991-2000  
 Reggie Hodges, P, Ball State, 2009  
 Brandon Weeden, QB, Oklahoma State, 2017  
 Austin Barnard, K/P, Samford, 2018  
 Cody Parkey, K, Auburn, 2019  
 Ryan Santoso, K, Minnesota, 2019

### 4

David Beverly, P, Auburn, 1974  
 Florian Kempf, K, Pennsylvania, 1982-84  
 Jasper Strong, WR, Illinois, 1995  
 Josh Miller, P, Arizona, 2007-08  
 Ryan Fitzpatrick, QB, Harvard, 2013  
 Ryan Succop, K, South Carolina, 2015-19

### 5

Chester Marcol, K, Hillsdale, 1980  
 Kerry Collins, QB, Penn State, 2006-10  
 Jordan Palmer, QB, Texas-El Paso, 2014

### 6

John James, P, Florida, 1982-84  
 Mike Moroski, QB, California-Davis, 1985  
 Don McPherson, QB, Syracuse, 1990  
 Ian Howfield, K, Tennessee, 1991  
 Mike Elkins, QB, Wake Forest, 1992  
 Joe Nedney, K, San Jose State, 2001-04  
 Brett Kern, P, Toledo, 2009-19

### 7

Dan Pastorini, QB, Santa Clara, 1971-79  
 Tony Zendejas, K, Nevada-Reno, 1985-90  
 Kent Sullivan, P, California-Lutheran, 1991  
 Bucky Richardson, QB, Texas A&M, 1992-94  
 Reggie Roby, P, Iowa, 1996-97  
 Billy Volek, QB, Fresno State, 2002-06  
 Chris Simms, QB, Texas, 2010  
 Zach Mettenberger, QB, Louisiana State, 2014-15  
 Blaine Gabbert, QB, Missouri, 2018  
 Cairo Santos, K, Tulane, 2019  
 Greg Joseph, K, Florida Atlantic, 2019

### 8

Ed Baker, QB, Lafayette, 1972  
 John Reaves, QB, Florida, 1981  
 Archie Manning, QB, Mississippi, 1982-83  
 Joe Cooper, K, Cal-Berkeley, 1984  
 Jeff Gossett, P, Eastern Illinois, 1987  
 Steve Superick, P, West Virginia\*, 1987  
 Teddy Garcia, K, N.E. Louisiana, 1990  
 Kent Sullivan, P, California-Lutheran, 1993  
 Aaron Elling, K, Wyoming, 2004  
 Matt Mauck, QB, Louisiana State, 2005  
 Chris Simms, QB, Texas, 2008  
 Matt Hasselbeck, QB, Boston College, 2011-12  
 John Skelton, QB, Fordham, 2013  
 Tyler Wilson, QB, Arkansas, 2013  
 Ryan Succop, K, South Carolina, 2014  
 Marcus Mariota, QB, Oregon, 2015-19

### 9

John Dietrich, K, Ball State\*, 1987  
 Greg Montgomery, P, Michigan State, 1988-93  
 Steve McNair, QB, Alcorn State, 1995-2005

### 10

Don Trull, QB, Baylor, 1964-69  
 Lynn Dickey, QB, Kansas State, 1971-75  
 Craig Bradshaw, QB, Utah State, 1980  
 Oliver Luck, QB, West Virginia, 1982-86  
 Brent Pease, QB, Montana, 1987-88  
 Reggie Slack, QB, Auburn, 1990-91  
 Lee Williamson, QB, Presbyterian (SC), 1994

Vince Young, QB, Texas, 2006-10  
 Jake Locker, QB, Washington, 2011-14  
 Tre McBride, WR, William & Mary, 2016  
 Adam Humphries, WR, Clemson, 2019

### 11

Buddy Humphrey, QB, Baylor, 1966  
 Pete Beathard, QB, Southern California, 1967-69  
 Spike Jones, P, Georgia, 1970  
 Mark Moseley, K, Stephen F. Austin, 1971-72  
 Dave Green, P, Ohio, 1973  
 James Foote, QB, Delaware Valley, 1974  
 Tom Duniven, QB, Texas Tech, 1977-78  
 Harold Bailey, WR, Oklahoma State, 1981  
 Lee Johnson, P, Brigham Young, 1985-87  
 Billy Joe Tolliver, QB, Texas Tech, 1994  
 Steve Matthews, QB, Memphis State, 1998  
 Paul Williams, WR, Fresno State, 2007-08  
 Patrick Ramsey, QB, Tulane, 2009  
 Rusty Smith, QB, Florida Atlantic, 2010-13  
 T.J. Graham, WR, North Carolina State, 2014  
 Alex Tanney, QB, Monmouth, 2015-17  
 A.J. Brown, WR, Mississippi, 2019

### 12

Charles Milstead, QB, Texas A&M, 1960-61  
 Bob Davis, QB, Virginia, 1967-69  
 Charley Johnson, QB, New Mexico State, 1970-71  
 George Amundson, RB, Iowa State, 1973-74  
 Guido Merkens, DB/WR, Sam Houston State, 1979  
 Ken Stabler, QB, Alabama, 1980-81  
 Brian Ransom, QB, Tennessee State, 1983-84  
 John Witkowski, QB, Columbia, 1986-87  
 Calvin Loveall, CB, Idaho, 1988  
 Chris Chandler, QB, Washington, 1995-96  
 Billy Volek, QB, Fresno State, 2000-01  
 Doug Johnson, QB, Florida, 2004  
 Justin Gage, WR, Missouri, 2007-10  
 Charlie Whitehurst, QB, Clemson, 2014-15  
 Austin Davis, QB, Southern Mississippi, 2018  
 Rashard Davis, WR, James Madison, 2019

### 13

Alvin Haymond, S, Southern, 1973  
 James Foote, QB, Delaware Valley, 1976

## ALL-TIME JERSEY NUMBERS

Kevin Daft, QB, California-Davis, 1999  
 Jason Gesser, QB, Washington State, 2003  
 Stafon Johnson, RB, Southern California, 2010  
 Kendall Wright, WR, Baylor, 2012-16  
 Taywan Taylor, WR, Western Kentucky, 2017-18  
 Cameron Batson, WR, Texas Tech, 2019

### 14

Billy Anderson, QB, Tulsa, 1967  
 Bob Naponic, QB, Illinois, 1970  
 Kent Nix, QB, Texas Christian, 1972  
 Gifford Nielsen, QB, Brigham Young, 1978-83  
 Cody Carlson, QB, Baylor, 1987-94  
 Neil O'Donnell, QB, Maryland, 1999-03  
 Michael Preston, WR, Heidelberg, 2012-13  
 Damaris Johnson, WR, Tulsa, 2015  
 Eric Weems, WR, Bethune-Cookman, 2017  
 Nick Williams, WR, Connecticut, 2018  
 Kalif Raymond, WR, Holy Cross, 2019

### 15

Jacky Lee, QB, Cincinnati, 1960-63, 1966-67  
 Wayne Walker, K, N.W. Louisiana, 1968  
 Al Johnson, S, Cincinnati, 1972-78  
 Craig Hentrich, P/K, Notre Dame, 1998-2009  
 O.J. Murdock, WR, Fort Hays State, 2011  
 Justin Hunter, WR, Tennessee, 2013-15  
 Darius Jennings, WR, Virginia, 2017-19

### 16

George Blanda, QB, Kentucky, 1960-66  
 Kelly Cochrane, QB, Miami (Fla.), 1972  
 Toni Fritsch, K, None, 1977-81  
 Rich Camarillo, P, Washington, 1994-95  
 James Ritchey, QB, Stephen F. Austin, 1996  
 Sloan Thomas, WR, Texas, 2005  
 Tre McBride, WR, William & Mary, 2015  
 Matt Cassel, QB, Southern California, 2016-17  
 Cody Hollister, WR, Arkansas, 2019

### 17

Jerry Rhome, QB, Tulsa, 1970  
 Braden Beck, K, Stanford, 1971  
 Elmo Wright, WR, Houston, 1975  
 Reggie Brown, WR, Alabama State, 1993  
 Will Furrer, QB, Virginia Tech, 1995  
 Dave Krieg, QB, Milton (Wisc.), 1997-98  
 Chris Coleman, WR, N.C. State, 2000  
 Chris Davis, WR, Florida State, 2007-09  
 Damian Williams, WR, Southern California, 2010-13  
 Kris Durham, WR, Georgia, 2014  
 Dorial Green-Beckham, WR, Oklahoma, 2015  
 Cameron Batson, WR, Texas Tech, 2018  
 Ryan Tannehill, QB, Texas A&M, 2019

### 18

Randy Kerbow, WR, Rice, 1963-64  
 Charlie Joiner, WR, Grambling, 1970-72  
 Paul Robinson, RB, Arizona, 1972-73  
 Cliff Parsley, P, Oklahoma State, 1977-82  
 Chris Sanders, WR, Ohio State, 2002  
 O.J. Small, WR, Florida, 2005  
 Andrae Thurman, WR, Southern Oregon, 2005  
 Mike Williams, WR, Southern California, 2007  
 Kenny Britt, WR, Rutgers, 2009-13  
 Rishard Matthews, WR, Nevada, 2016-18

### 19

Willie Alexander, CB, Alcorn A&M, 1971-79  
 Guido Merzens, DB/WR, Sam Houston State, 1980

Quintin Jones, S, Pittsburgh, 1989-90  
 Drew Bennett, WR, UCLA, 2001  
 Bobby Wade, WR, Arizona, 2005-06  
 Justin McCareins, WR, Northern Illinois, 2008  
 Dominique Edison, WR, Stephen F. Austin, 2009  
 Devon Wylie, WR, Fresno State, 2013  
 Tajaé Sharpe, WR, Massachusetts, 2016-19

### 20

Billy Cannon, RB, Louisiana State, 1960-63  
 Sammy Weir, WR, Arkansas State, 1965  
 Dick Compton, WR, McMurray, 1965  
 Miller Farr, CB, Wichita State, 1967-69  
 Rhett Dawson, WR, Florida State, 1972  
 Billy Parks, WR, Cal State-Long Beach, 1973-75  
 Bill Currier, DB, South Carolina, 1977-79  
 Willie Tullis, DB, Troy State, 1981-84  
 Allen Pinkett, RB, Notre Dame, 1986-91  
 Emanuel Martin, CB, Alabama State, 1993  
 Rodney Thomas, RB, Texas A&M, 1995-98  
 Mike Green, RB, Houston, 2000-02  
 Mike Echols, CB, Wisconsin, 2003-04  
 Travis Henry, RB, Tennessee, 2005-06  
 Nick Harper, CB, Fort Valley State, 2007-09  
 Alterraun Verner, CB, UCLA, 2010-13  
 Bishop Sankey, RB, Washington, 2014-15  
 Perrish Cox, CB, Okalahoma State, 2016  
 D'Joun Smith, CB, Florida Atlantic, 2016  
 Demontre Hurst, CB, Oklahoma, 2017  
 Kenneth Durden, CB, Youngstown State, 2018  
 Kareem Orr, CB, Chattanooga, 2019

### 21

Ken Hall, RB, Texas A&M, 1960-61  
 Bobby Brezina, RB, Houston, 1963  
 Pete Johns, S, Tulane, 1967-68  
 John Douglas, CB, Texas Southern, 1969  
 John Hadl, QB, Kansas, 1976-77  
 Charles Jefferson, DB, McNeese State, 1979-80  
 Tate Randle, DB, Texas Tech, 1982  
 Derrick Hatchett, CB, Texas, 1983  
 Bo Eason, S, California-Davis, 1984-86  
 Craig Birdsong, S, North Texas State, 1987  
 Bo Eason, S, California-Davis, 1987  
 Tracey Eaton, S, Portland State, 1988-89  
 Leander Knight, S, Montclair State, 1990  
 Jerry Gray, CB, Texas, 1992  
 Mel Gray, KR/WR, Pudue, 1995-97  
 Samari Rolle, CB, Florida State, 1998-2004  
 Reynaldo Hill, CB Florida, 2005-08  
 Javon Ringer, RB, Michigan State, 2009-12  
 George Wilson, S, Arkansas, 2013-14  
 Da'Norris Searcy, S, North Carolina, 2015-17  
 Malcolm Butler, CB, West Alabama, 2018-19

### 22

Don Brown, RB, Houston, 1960  
 Joe Majors, DB, Florida State, 1960  
 Gary Wisener, CB, Baylor, 1961  
 Bob Suci, S, Michigan State, 1962  
 Benny Nelson, S, Alabama, 1964  
 B.W. Cheeks, RB, Texas Southern, 1965  
 Zeke Moore, CB, Lincoln, 1967-77  
 Bill Kay, CB, Purdue, 1981-83  
 Larry Griffin, DB, North Carolina, 1986  
 Kenny Johnson, S, Mississippi State, 1986-89  
 Herbie Anderson, CB, Texas A&I, 1991  
 Tony Brown, CB, Fresno State, 1992-93  
 Tomur Barnes, CB, North Texas, 1994-96  
 Mike Archie, RB, Penn State, 1997-98  
 Andre Dyson, CB, Utah, 2001-04

Vincent Fuller, S, Virginia Tech, 2005-10  
 Jackie Battle, RB, Houston, 2013  
 Dexter McCluster, RB, Mississippi, 2014-15  
 Derrick Henry, RB, Alabama, 2016-19

### 23

Bobby Jancik, S, Lamar Tech, 1962-67  
 Bob Smith, S, Miami (Ohio), 1968  
 Jerry LeVias, WR, Southern Methodist, 1969-70  
 Vic Washington, RB, Wyoming, 1974  
 Tom Dempsey, K, Palomar J.C., 1977  
 Greg Hill, CB, Oklahoma State, 1983  
 Richard Johnson, CB, Wisconsin, 1985-92  
 Blaine Bishop, S, Ball State, 1993-2001  
 Donnie Nickey, S, Ohio State, 2003-10  
 Jamie Harper, RB, Clemson, 2011-12  
 Shonn Greene, RB, Iowa, 2013-14  
 David Cobb, RB, Minnesota, 2015  
 Bryce McCain, CB, Utah, 2016-17  
 Tye Smith, CB, Towson, 2018-19

### 24

Julian Spence, S, Huston-Tillotson, 1960-61  
 Mike Richardson, RB, Southern Methodist, 1969-71  
 Mike Montgomery, WR, Kansas State, 1974  
 Steve Brown, CB, Oregon, 1983-87  
 Charles Clinton, CB, San Jose State\*, 1987  
 Steve Brown, CB, Oregon, 1988-90  
 Steve Jackson, CB, Purdue, 1991-99  
 Tony Beckham, CB, Wisconsin-Stout, 2002-05  
 Chris Hope, S, Florida State, 2006-11  
 Coty Sensabaugh, CB, Clemson, 2012-15  
 Daimion Stafford, S, Nebraska, 2016  
 Kalan Reed, CB, Southern Mississippi, 2017  
 Kenny Vaccaro, S, Texas, 2018-19

### 25

Gene Jones, CB, Rice, 1961  
 Ode Burrell, RB, Mississippi State, 1964-69  
 John Charles, S, Purdue, 1971-74  
 Kurt Knoff, DB, Kansas, 1977-78  
 Keith Bostic, S, Michigan, 1983-88  
 Bubba McDowell, S, Miami (Fla.), 1989-94  
 Torey Hunter, CB, Washington State, 1995  
 Denard Walker, CB, Louisiana State, 1997-2000  
 DeRon Jenkins, CB, Tennessee, 2001  
 Tank Williams, S, Stanford, 2002-05  
 LenDale White, RB, Southern California, 2006-09  
 Anthony Smith, S, Syracuse, 2011  
 Darius Reynaud, RB/KR/PR, West Virginia, 2012-13  
 Bliidi Wreh-Wilson, CB, Connecticut, 2014-15  
 Rashad Johnson, S, Alabama, 2016  
 Adoree' Jackson, CB, Southern California, 2017-19

### 26

Lawrence Elkins, WR, Baylor, 1965-68  
 Larry Eaglin, CB, Stephen F. Austin, 1973  
 Rob Carpenter, RB, Miami (Ohio), 1977-81  
 Darryl Meadows, DB, Toledo, 1983-84  
 Audray McMillian, CB, Houston, 1985-87  
 Tony Newsom, CB, Stephen F. Austin\*, 1987  
 Bo Orlando, S, West Virginia, 1990-94  
 Chuck Cecil, S, Arizona, 1995  
 Rayna Stewart, S/CB, Northern Arizona, 1996-97  
 Spencer George, RB, Rice, 1998-99  
 Andre Woolfolk, CB, Oklahoma, 2003-06  
 Tuff Harris, DB, Montana, 2008  
 Kevin Kaesviharn, S, Augustana (S.D.), 2009  
 Jordan Babineaux, S, Southern Arkansas, 2011-12  
 Markelle Martin, S, Oklahoma State, 2013  
 Leon Washington, RB, Florida State, 2013

## ALL-TIME JERSEY NUMBERS

Antonio Andrews, RB, Western Kentucky, 2014-16  
Logan Ryan, CB, Rutgers, 2017-19

### 27

Freddy Glick, S, Colorado State, 1961-66  
Glen Bass, WR, East Carolina, 1967-68  
Joe Blahak, S, Nebraska, 1973  
Greg Sternrick, CB, Colorado State, 1975-82  
Mike Kennedy, DB, Toledo, 1984  
Sonny Brown, S, Oklahoma, 1987  
Donovan Small, S, Minnesota\*, 1987  
Tony Newsom, CB, Stephen F. Austin, 1987  
Quintin Jones, S, Pittsburgh, 1988-89  
Terry Kinard, S, Clemson, 1990  
Terry Hoage, S, Georgia, 1993  
Odie Harris, S/CB, Sam Houston State, 1995  
Eddie George, RB, Ohio State, 1996-2003

### 28

Charles Frazier, WR, Texas Southern, 1962-68  
Andy Hopkins, RB, Stephen F. Austin, 1971  
Bill Thomas, RB, Boston College, 1973  
Mike Weger, S, Bowling Green, 1976-77  
Jack Tatum, DB, Ohio State, 1980  
Rich Thomaselli, RB, West Virginia-Wesleyan, 1981-82  
Allen Lyday, S, Nebraska, 1984-87  
Emmuel Thompson, CB, Texas A&I\*, 1987  
Cris Dishman, CB, Purdue, 1988-96  
George McCullough, CB, Baylor, 1997-99  
Aric Morris, S, Michigan State, 2000-02  
Dwone Hicks, RB, Middle Tennessee State, 2003  
Lamont Thompson, S, Washington State, 2004-06  
Chris Barclay, RB, Wake Forest, 2007  
Chidi Iwuoma, CB, California, 2007  
Chris Johnson, RB, East Carolina, 2008-13  
Marqueston Huff, DB, Wyoming, 2014-15  
Cody Riggs, CB, Notre Dame, 2016  
Khalfani Muhammad, RB, California, 2017  
Kendrick Lewis, S, Mississippi, 2018  
Dalyn Dawkins, RB, Colorado State, 2019

### 29

Ken Houston, S, Prairie View, 1967-72  
Leonard Fairley, S, Alcorn A&M, 1974  
Willie Germany, S, Morgan State, 1975  
Rich Sowells, DB, Alcorn State, 1977  
Guido Merckens, DB/WR, Sam Houston State, 1978  
Patrick Allen, CB, Utah State, 1985-87  
Robert White, CB, Lamar\*, 1987  
Patrick Allen, CB, Utah State, 1988-90  
Darryll Lewis, CB, Arizona, 1991-98  
Joe Walker, S, Nebraska, 2001  
Rich Coady, S, Texas A&M, 2002  
Chris Brown, RB, Colorado, 2003-07  
Chris Carr, DB, Boise State, 2008  
Ryan Mouton, CB, Hawaii, 2009-12  
Bliid Wreh-Wilson, CB, Connecticut, 2013  
Leon Washington, RB, Florida State, 2014  
Perrish Cox, CB, Oklahoma State, 2015  
DeMarco Murray, RB, Oklahoma, 2016-17  
Dane Cruikshank, DB, Arizona, 2018-19

### 30

Mike Dukes, LB, Clemson, 1960-63  
Charles Rieves, LB, Houston, 1964  
Bernie Parrish, CB, Florida, 1966  
Hoyle Granger, RB, Mississippi State, 1972  
Don Hardeman, RB, Texas A&I, 1975-77  
Kenny King, RB, Oklahoma, 1979  
Larry Moriarty, FB, Notre Dame, 1983-86

Mike Rozier, RB, Nebraska, 1987  
Herman Hunter, RB, Tennessee State\*, 1987  
Mike Rozier, RB, Nebraska, 1988-90  
Victor Jones, RB, Louisiana State, 1991  
Mike Davis, CB, Cincinnati, 1994  
Anthony Dorsett, CB, Pittsburgh, 1996-97  
Donald Mitchell, CB, Southern Methodist, 1999-2002  
Rich Gardner, CB, Penn State, 2004-05  
Eric King, CB, Wake Forest, 2006-08  
Jason McCourty, CB, Rutgers, 2009-16  
Jeremy McNichols, RB, Boise State, 2018  
Chris Milton, CB, Georgia Tech, 2019

### 31

Doug Cline, LB, Clemson, 1960-66  
Mike Voight, RB, North Carolina, 1977  
Brian Duncan, RB, Southern Methodist, 1978  
Gary Allen, RB, Hawaii, 1982  
Jeff Donaldson, S, Colorado, 1984-87  
Larry Joyner, S, Minnesota\*, 1987  
Kurt Kafentzis, S, Hawaii\*, 1987  
Keith McDonald, WR, San Jose State\*, 1987  
Jeff Donaldson, S, Colorado, 1988-89  
Quintin Jones, S, Pittsburgh, 1990  
Marcus Robertson, S, Iowa State, 1991-2000  
Lance Schulters, S, Hofstra, 2002-04  
Marcus Randall, S, Louisiana State, 2005  
Cortland Finnegan, CB, Samford, 2006-11  
Markelle Martin, S, Oklahoma State, 2012  
Bernard Pollard, S, Purdue, 2013-14  
Josh Aubrey, S, Stephen F. Austin, 2015  
Kevin Byard, S, Middle Tennessee State, 2016-19

### 32

Dave Smith, RB, Ripon, 1960-64  
Jack Spikes, RB/K, Texas Christian, 1965  
Hoyle Granger, RB, Mississippi State, 1966-70  
Ward Walsh, RB, Colorado, 1971-72  
Ron Lumpkin, CB, Arizona State, 1975  
Vernon Perry, S, Jackson State, 1979-82  
Stan Edwards, RB, Michigan, 1984-86  
Alonzo Highsmith, FB, Miami (Fla.), 1987  
Ricky Moore, FB, Alabama\*, 1987  
Alonzo Highsmith, FB, Miami (Fla.), 1988-89  
Spencer Tillman, RB, Oklahoma, 1992-94  
Mike Archie, RB, Penn State, 1996  
Tomur Barnes, CB, North Texas, 1997  
Bobby Myers, S, Wisconsin, 2000-02  
Antowain Smith, RB, Houston, 2004  
Pacman Jones, CB, West Virginia, 2005-06  
Robert Johnson, S, Utah, 2010-12  
Micah Pellerin, DB, Hampton, 2013  
Brandon Harris, CB, Miami (Fla.), 2014-15  
David Fluellen, RB, Toledo, 2016-19

### 33

Bob White, RB, Ohio State, 1960  
John Guzik, LB, Pittsburgh, 1961  
Gene Babb, LB, Austin College, 1962-63  
W.K. Hicks, CB, Texas Southern, 1964-69  
Benny Johnson, CB, J.C. Smith, 1970-73  
Mark Cotney, S, Cameron State, 1975  
Joe Dawkins, RB, Wisconsin, 1976  
J.C. Wilson, DB, Pittsburgh, 1978-83  
Mike Rozier, RB, Nebraska, 1985-86  
Spencer Tillman, RB, Oklahoma, 1987-88  
Billy Bell, CB, Lamar, 1989  
Gary Brown, RB, Penn State, 1991-95  
Ronnie Harmon, RB, Iowa, 1996-97  
Anthony Dorsett, CB, Pittsburgh, 1998-99  
Michael Booker, CB, Nebraska, 2000-01

Greg Comella, FB, Stanford, 2002  
Ray Jackson, RB, Cincinnati, 2003  
Jarrett Payton, RB, Miami (Fla.), 2005  
Michael Griffin, S, Texas, 2007-15  
Tye Smith, CB, Towson, 2017  
Dion Lewis, RB, Pittsburgh, 2018-19

### 34

Chuck Kendall, S, UCLA, 1960  
Jack Laraway, LB, Purdue, 1961  
Dalton Hoffman, RB, Baylor, 1964-65  
Theo Viltz, CB, Southern California, 1966  
Joe Dawkins, RB, Wisconsin, 1970-71  
Willie Rodgers, RB, Kentucky State, 1972-75  
Earl Campbell, RB, Texas, 1978-84

### 35

Bo Dickenson, RB, Southern Mississippi, 1963  
John H. Johnson, RB, Arizona State, 1966  
Woody Campbell, RB, Northwestern, 1967-71  
Stan Edwards, RB, Michigan, 1982-83  
Richard Williams, RB, Memphis State, 1984  
Ray Wallace, FB, Purdue, 1986-87  
Eric Cobble, RB, S.W. Texas State\*, 1987  
John Henry Mills, TE/LB, Wake Forest, 1995  
Marion Butts, RB, Florida State, 1995  
Spencer George, RB, Rice, 1997  
Perry Phenix, S, Southern Mississippi, 1998-2001  
Robert Holcombe, RB, Illinois, 2002-04  
Quinton Ganthier, RB, Utah, 2006-08  
Alvin Pearman, RB, Virginia, 2009  
Chris Hawkins, CB, Louisiana State, 2011  
Tracy Wilson, S, Northern Illinois, 2012  
Shann Schillinger, S, Montana, 2013  
Jemea Thomas, DB, Georgia Tech, 2014  
Terrance West, RB, Towson, 2015  
Curtis Riley, DB, Fresno State, 2016-17  
Tramaine Brock Sr., CB, Belhaven, 2019

### 36

Donnie Stone, RB, Arkansas, 1966  
Roy Hopkins, RB, Texas Southern, 1967-71  
Bob Gresham, RB, West Virginia, 1973-74  
Robert Holmes, RB, Southern, 1975  
Carter Hartwig, DB, Southern California, 1979-84  
Chuck Banks, FB, West Virginia Tech, 1987  
Dee Thomas, CB, Nicholls State, 1990  
Melvin Aldridge, S, Murray State, 1993  
Mike Echols, CB, Wisconsin, 2002  
Michael Waddell, CB, North Carolina, 2004-06  
Rafael Little, RB, Kentucky, 2008  
Jamar Love, CB, Arkansas, 2009  
Darren Evans, Virginia Tech, 2012  
Khalid Wooten, CB, Nevada, 2013-14  
LeShaun Sims, CB, Southern Utah, 2016-19

### 37

Charlie Hennigan, WR, N.W. Louisiana, 1960  
Ron Botchan, LB, Occidental, 1961  
Jess Lewis, LB, Oregon State, 1970  
Dave Olerich, LB, San Francisco, 1971  
Jeff Severson, S, Cal State-Long Beach, 1973  
Mike Reinfeldt, S, Wisconsin-Milwaukee, 1976-83  
Rod Kush, S, Nebraska-Omaha, 1985-86  
Victor Jones, RB, Louisiana State, 1990  
Todd McNair, RB/FB, Temple, 1994  
Rafael Robinson, S, Wisconsin, 1996  
Dainon Sidney, CB, Alabama Birmingham, 1998-2002  
Thomas Wright, S, Michigan State, 2003  
Lamont Thompson, S, Washington State, 2003  
Calvin Lowry, S, Penn State, 2006-07

## ALL-TIME JERSEY NUMBERS

Rod Hood, CB, Auburn, 2009-10  
Tommie Campbell, CB, California (Pa.), 2011-13  
Cody Riggs, CB, Notre Dame, 2015  
Kalan Reed, CB, Southern Mississippi, 2016  
Johnathan Cyprien, S, Florida International, 2017-18  
Amani Hooker, DB, Iowa, 2019

### 38

Rich Johnson, RB, Illinois, 1969  
C.L. Whittington, FS, Prairie View, 1974-78  
Willie Joyner, RB, Maryland, 1984  
Domingo Bryant, S, Texas A&M, 1987  
Mark Gehring, TE, Eastern Washington\*, 1987  
Domingo Bryant, S, Texas A&M, 1988  
Mike Dumas, S, Indiana, 1991-93  
Dan Alexander, RB/FB, Nebraska, 2001  
Jason Hebert, S, Rice, 2002  
Tyrone Poole, CB, Fort Valley State, 2008  
Pete Ittersagen, CB, Wheaton, 2010  
Al Afalava, S, Oregon State, 2012  
Brandon Ghee, CB, Wake Forest, 2014  
B.W. Webb, CB, William & Mary, 2015

### 39

Tom Smiley, RB, Lamar Tech, 1970  
Robert Holmes, RB, Southern, 1971-72  
Larry Poole, RB, Kent State, 1978  
Adger Armstrong, RB, Texas A&M, 1980-82  
Hubert Oliver, FB, Arizona, 1986  
Andrew Jackson, RB, Iowa State, 1987  
Lee Cole, CB, Arizona State, 1996  
Nick Schommer, S, North Dakota State, 2010  
Daimion Stafford, S, Nebraska, 2013-15  
Dalyn Dawkins, RB, Colorado State, 2018

### 40

Tony Banfield, CB, Oklahoma State, 1960-65  
Mickey Sutton, S, Auburn, 1966  
Charlie Joiner, WR, Grambling, 1969  
Lewis Jolley, RB, North Carolina, 1972-73  
Donnie Craft, RB, Louisville, 1982-83  
Butch Woolfolk, RB, Michigan, 1985-86  
Dennis Lundy, RB, Northwestern, 1995  
Wes Ours, FB, West Virginia, 2001  
Justin Sandy, S, Northern Iowa, 2004-05  
Jeremy Cain, FB/LS, Massachusetts, 2007  
Yannik Cudjoe-Virgil, LB, Maryland, 2015  
Jordan Williams, OLB, Tennessee, 2019

### 41

Mark Johnston, CB, Northwestern, 1960-63  
Keith Kinderman, RB, Florida State, 1965  
Larry Carwell, CB, Iowa State, 1967-68  
Leroy Mitchell, CB, Texas Southern, 1969-70  
Leroy Sledge, RB, Bakersfield J.C., 1971  
Alvin Wyatt, CB, Bethune-Cookman, 1973  
Terence Wells, RB, Southern Mississippi, 1974  
Sean Jackson, RB, Florida State, 1994  
Lorenzo Neal, FB, Fresno State, 1999-2000  
Kelly Herndon, CB, Toledo, 2007  
Cary Williams, CB, Washburn, 2008-09  
Corey Lynch, S, Appalachian State, 2013  
J.R. Tavai, LB, Southern California, 2015  
Brynden Trawick, S, Troy, 2017-18  
Khari Blasingame, FB/RB, Vanderbilt, 2019

### 42

Sid Blanks, RB, Texas A&I, 1964-68  
Jim Tolbert, CB, Lincoln, 1972  
Tommy Maxwell, S, Texas A&M, 1974  
Altie Taylor, RB, Utah State, 1976

Robert Woods, WR, Grambling, 1978  
Boobie Clark, RB, Bethune-Cookman, 1979-80  
Steve Avery, FB, Northern Michigan, 1989  
Armon Williams, S/LB, Arizona, 1997  
Skip Hicks, RB, UCLA, 2001  
Scott McGarrahan, S, New Mexico, 2003-04  
Damien Nash, RB, Missouri, 2005  
Chris Henry, RB, Arizona, 2007-09  
Collin Mooney, FB, Army, 2012-13  
Dorin Dickerson, TE, Pittsburgh, 2015  
Robert Spillane, LB, Western Michigan, 2018  
D'Andre Walker, OLB, Georgia, 2019

### 43

Jim Norton, S, Idaho, 1960-68

### 44

Charles Tolar, RB, N.W. Louisiana, 1960-66  
Johnny Peacock, S, Houston, 1969-70  
Fred Willis, RB, Boston College, 1972-77  
Lorenzo White, RB, Michigan State, 1988-94  
Steve Hendrickson, HB/F, California, 1995  
Daryl Porter, S, Boston College, 2001  
Troy Fleming, FB, Tennessee, 2004-05  
Quinn Johnson, FB, Louisiana State, 2011  
Jackie Battle, RB, Houston, 2014  
Josh Carraway, OLB, Texas Christian, 2017  
Kamalei Correa, OLB, Boise State, 2018-19

### 45

Larry Onesti, LB, Northwestern, 1962-65  
Jeff Severson, S, Cal State-Long Beach, 1974  
Tim Wilson, RB/TE, Maryland, 1977-82  
Ira Valentine, RB, Texas A&M, 1987  
Tracy Johnson, FB, Clemson, 1989  
John Simon, RB, Louisiana Tech, 2002  
Ahmad Hall, FB, Texas, 2006-11  
Quinn Johnson, FB, Louisiana State, 2012-13  
Jalston Fowler, FB, Alabama, 2015-18  
LaTroy Lewis, OLB, Tennessee, 2018  
Rod Smith, RB, Ohio State, 2019

### 46

Claude King, RB, Houston, 1961  
Bob Jackson, RB, New Mexico State, 1964  
Paul Guidry, LB, McNeese State, 1973  
Jeff Queen, TE, Morgan State, 1974  
Oliver Nicholson, LB, Texas Southern, 1975  
Michael Roan, TE, Wisconsin, 1995  
Connor Neighbors, FB, Louisiana State, 2015  
Curtis Riley, CB, Fresno State, 2015  
Joshua Kalu, DB, Nebraska, 2018-19

### 47

Bobby Gordon, S, Tennessee, 1960  
Bill Tobin, RB, Missouri, 1963  
Pete Jaquess, CB, New Mexico, 1964-65  
Allen Trammell, S, Florida, 1966  
Ronnie Coleman, RB, Alabama A&M, 1974-81  
Le'Shai Maston, RB, Baylor, 1993-94  
Ben Hartsock, TE, Ohio State, 2006  
Valentino Blake, CB, Texas El Paso, 2016

### 48

Bob Atkins, S, Grambling, 1970-75  
John Henry Mills, TE/LB, Wake Forest, 1993-94  
Todd McNair, RB/FB, Temple, 1995  
Brian Natkin, TE, Texas El-Paso, 2001  
Casey Cramer, TE, Dartmouth, 2006-08  
Beau Brinkley, LS, Missouri, 2012-19

### 49

Dick Cunningham, LB, Arkansas, 1973  
Mike Barber, TE, Louisiana Tech, 1976  
Sam Williams, CB, New Mexico Highlands, 1976  
Arrike James, TE, Delta State, 1987  
Roderick Lewis, TE, Arizona, 1994-97  
Chad Hayes, TE, Maine, 2002  
Spencer Toone, LB, Utah, 2006  
LeVar Woods, LB, Iowa, 2006-07

### 50

Dennit Morris, LB, Oklahoma, 1960-61  
Bobby Maples, C, Baylor, 1965-70  
Guy Murdock, C, Michigan, 1972  
Bill Curry, C, Georgia Tech, 1973  
Duane Benson, LB, Hamline, 1975-76  
Daryl Hunt, LB, Oklahoma, 1979-84  
Kirk Dodge, LB, Nevada-Las Vegas, 1986  
Billy Kidd, C, Houston, 1987  
Paul Vogel, LB, South Carolina\*, 1987  
Eddie Robinson, LB, Alabama State, 1992-95  
Terry Killens, LB, Penn State, 1996-2000  
Rocky Boiman, LB, Notre Dame, 2002-05  
David Thornton, LB, North Carolina, 2006-10  
Kevin Malast, LB, Rutgers, 2011-12  
Zaviar Gooden, LB, Missouri, 2013-14  
Nate Palmer, LB Illinois State, 2016-18  
Derick Roberson, OLB, Sam Houston State, 2019

### 51

John Simerson, G, Purdue, 1960  
Ron Caveness, LB, Arkansas, 1966-68  
Calvin Hunt, C, Baylor, 1972  
Ron Lou, C, Arizona State, 1973  
Ted Thompson, LB, Southern Methodist, 1975-84  
Eric Fairs, LB, Memphis State, 1986-91  
Micheal Barrow, LB, Miami (Fla.), 1993  
Lemanski Hall, LB, Alabama, 1994-97  
Lonnie Marts, LB, Tulane, 1998  
Greg Favors, LB, Mississippi State, 1999-2001  
Robert Reynolds, LB, Ohio State, 2004-06  
Jorge Cordova, LB, Nevada, 2007  
Gerald McRath, LB, Southern Mississippi, 2009-12  
David Bass, LB, Missouri Western State, 2015-16  
Victor Ochi, OLB, Stony Brook, 2017  
Will Compton, LB, Nebraska, 2018  
David Long Jr., LB, West Virginia, 2019

### 52

Bob Schmidt, C, Minnesota, 1961-63  
Sammy Odom, LB, N.W. Louisiana, 1964  
Garland Boyette, LB, Grambling, 1966-72  
Calvin Hunt, C, Baylor, 1973  
Duane Benson, LB, Hamline, 1974  
Robert Brazile, LB, Jackson State, 1975-84  
Jay Pennison, C, Nicholls State, 1986  
Billy Kidd, C, Houston\*, 1987  
Jay Pennison, C, Nicholls State, 1987-90  
Barron Wortham, LB, Texas El-Paso, 1994-99  
Justin Ena, LB, Brigham Young, 2004  
Colby Bockwoldt, LB, Brigham Young, 2006  
Ryan Fowler, LB, Duke, 2007-08  
Jamie Winborn, LB, Vanderbilt, 2009-10  
Colin McCarthy, LB, Miami, 2011-14  
Steve Johnson, LB, Kansas, 2015  
Aaron Wallace, LB, UCLA, 2016-18  
Hroniss Grasu, C, Oregon, 2019

### 53

Hugh Pitts, C, Texas Christian, 1960

## ALL-TIME JERSEY NUMBERS

Jerry Fowler, G, N.W. Louisiana, 1964  
 John Carrell, LB, Texas Tech, 1966  
 Lloyd Wainscott, LB, Texas, 1969-70  
 Ted Washington, LB, Mississippi Valley, 1973  
 Fred Hoaglin, C, Pittsburgh, 1974-75  
 Ron Lou, C, Arizona State, 1976  
 Art Stringer, LB, Ball State, 1977-79  
 Thomas Henderson, LB, Langston, 1980  
 Avon Riley, LB, UCLA, 1981-86  
 Eugene Seale, LB, Lamar, 1987  
 Thad Jefferson, LB, Hawaii\*, 1987  
 Eugene Seale, LB, Lamar, 1988-92  
 Brett Faryniarz, LB, San Diego State, 1994  
 Mark Stepnoski, C, Pittsburgh, 1995-98  
 Keith Bulluck, LB, Syracuse, 2000-09  
 Rennie Curran, LB, Georgia, 2010  
 Zac Diles, LB, Kansas State, 2012  
 Moise Fokou, LB, Maryland, 2013  
 Quentin Groves, LB, Auburn, 2014  
 Deiontrez Mount, LB, Louisville, 2015  
 Daren Bates, LB, Auburn, 2017-19

### 54

John Meyer, LB, Notre Dame, 1966-67  
 Steve Quinn, C, Notre Dame, 1968  
 Claude Harvey, LB, Prairie View, 1971  
 Gregg Bingham, LB, Purdue, 1973-84  
 Al Smith, LB, Utah State, 1987  
 Larry Smith, LB, Kentucky\*, 1987  
 Al Smith, LB, Utah State, 1988-96  
 Phil Glover, LB, Utah, 1999  
 Rocky Calmus, LB, Oklahoma, 2002-04  
 Eugene Amano, C/G, S.E. Missouri State, 2005-12  
 Zac Diles, LB, Kansas State, 2013  
 Avery Williamson, LB, Kentucky, 2014-17  
 Rashaan Evans, LB, Alabama, 2018-19

### 55

John Frongillo, C, Baylor, 1962-66  
 Marion Rushing, LB, Southern Illinois, 1968  
 Richard Lewis, LB, Portland State, 1972  
 Ralph Cindrich, LB, Pittsburgh, 1973-74  
 Carl Mauck, C, Southern Illinois, 1975-81  
 Jim Romano, C, Penn State, 1984-86  
 John Flannery, G/C, Syracuse, 1991-94  
 John Henry Mills, TE/LB, Wake Forest, 1995-96  
 Eddie Robinson, LB, Alabama State, 1998-2001  
 Brad Kassell, LB, N. Texas State, 2002-05  
 Stephen Tulloch, LB, N.C. State, 2006-10  
 Barrett Ruud, LB, Nebraska, 2011  
 Zach Brown, LB, North Carolina, 2012-15  
 Sean Spence, LB, Miami (Fla.), 2016  
 Jayon Brown, LB, UCLA, 2017-19

### 56

Phil Perlo, G, Maryland, 1960  
 Wayne Frazier, C, Auburn, 1965  
 Olen Underwood, LB, Texas, 1966-70  
 Bob Young, G, Howad Payne, 1971  
 Guy Roberts, LB, Maryland, 1972-75  
 Dennis Havig, G, Colorado, 1976  
 Mike Murphy, LB, S.W. Missouri State, 1979  
 Art Stringer, LB, Ball State, 1980-81  
 Robert Abraham, LB, N.C. State, 1982-87  
 Toby Caston, LB, Louisiana State, 1988  
 Scott Kozak, LB, Oregon, 1989-93  
 Micheal Barrow, LB, Miami (Fla.), 1994-96  
 Lonnie Marts, LB, Tulane, 1997  
 Randall Godfrey, LB, Georgia, 2000-02  
 Ray Wells, LB, Arizona, 2003  
 Cody Spencer, LB, North Texas, 2004-05

Jon Dorenbos, LS, Texas El-Paso, 2006  
 Colin Allred, LB, Baylor, 2007-10  
 Akeem Ayers, LB, UCLA, 2011-14  
 Dontay Moch, OLB, Nevada, 2014  
 Sharif Finch, OLB, Temple, 2018-19

### 57

George Belotti, C, Southern California, 1960-61  
 Ed Watson, LB, Grambling, 1969  
 Richard Cheek, G, Auburn, 1972  
 Sam Gruneisen, C, Villanova, 1973  
 Steve Kiner, LB, Tennessee, 1974-78  
 John Corker, LB, Oklahoma State, 1980-82  
 Tim Joiner, LB, Louisiana State, 1983-84  
 Walter Johnson, LB, Louisiana Tech, 1987  
 Byron Johnson, LB, Baylor\*, 1987  
 Walter Johnson, LB, Louisiana Tech, 1988  
 Lenoy Jones, LB, Texas Christian, 1996-98  
 Frank Chamberlin, LB, Boston College, 2000-02  
 Jordan Kramer, LB, Idaho, 2003-04  
 Jon Dorenbos, LS, Texas El-Paso, 2005  
 Terna Nande, LB, Miami (Ohio), 2006  
 Rich Scanlon, LB, Syracuse, 2007  
 Josh Stamer, LB, South Dakota, 2008  
 Patrick Bailey, LB, Duke, 2010-13  
 James Anderson, LB, Virginia Tech, 2014  
 Justin Staples, LB, Illinois, 2014-16  
 Nigel Harris, LB, South Florida, 2018-19

### 58

Pete Barnes, LB, Southern, 1967-68  
 Ron Pritchard, LB, Arizona State, 1969-72  
 Marvin Davis, LB, Southern, 1974  
 Ralph Cindrich, LB, Pittsburgh, 1975  
 Tim Rossovich, LB, Southern California, 1976  
 David Carter, C, Western Kentucky, 1977-84  
 Mike Kelley, C/G, Notre Dame, 1985-87  
 John Brantley, LB, Georgia, 1989  
 Joe Bowden, LB, Oklahoma, 1992  
 Wilber Marshall, LB, Florida, 1993  
 Joe Bowden, LB, Oklahoma, 1995-99  
 Byron Thweatt, LB, Virginia, 2001  
 Ken Amato, LS, Montana State, 2003-11  
 Xavier Adibi, LB, Virginia Tech, 2012  
 Shaun Phillips, OLB, Purdue, 2014  
 Kaelin Burnett, LB, Nevada, 2014  
 Harold Landry III, OLB, Boston College, 2018-19

### 59

Phil Croyle, LB, Cal-Berkeley, 1971-73  
 Brian McConnell, LB, Michigan, 1973  
 Ted Washington, LB, Mississippi Valley, 1974-82  
 John Grimsley, LB, Kentucky, 1984-87  
 Scott Fox, LB, Austin Peay\*, 1987  
 John Grimsley, LB, Kentucky, 1988-90  
 Joe Bowden, LB, Oklahoma, 1993-94  
 James Logan, LB, Memphis, 1995  
 Dennis Stallings, LB, Illinois, 1997-98  
 Doug Colman, LB, Nebraska, 1999  
 Peter Sirmon, LB, Oregon, 2000-06  
 Gilbert Gardner, LB, Purdue, 2007  
 Stanford Kegljar, LB, Purdue, 2008-09  
 Tim Shaw, LB, Penn State, 2010-12  
 Rob Turner, C/G, New Mexico, 2013  
 Wesley Woodyard, LB, Kentucky, 2014-19

### 60

Jim McCannless, G, Clemson, 1960  
 Buzz Guy, G, Duke, 1961  
 Tom Regner, G, Notre Dame, 1967-72  
 Al Jenkins, G, Morris Brown, 1973

Ed Fisher, G, Arizona State, 1975-82  
 Hicham El-Mashtoub, C, Arizona, 1995-96  
 Kevin Long, C, Florida State, 1998-2001  
 Aaron Graham, C, Nebraska, 2002  
 Jacob Bell, G/T, Miami (Ohio), 2004-07  
 Kevin Matthews, C, Texas A&M, 2010-12  
 Chris Spencer, G/C, Mississippi, 2013-14  
 Quinton Spain, G, West Virginia, 2015  
 Ben Jones, C, Georgia, 2016-19

### 61

Bob Talamini, G, Kentucky, 1960-67  
 Hank Autry, C, Southern Mississippi, 1969-70  
 Walter Highsmith, T, Florida A&M, 1972  
 Harris Jones, G, J.C. Smith, 1973-74  
 Larry Harris, G, Oklahoma State, 1978  
 Wes Phillips, T, Lenoir Rhyne, 1979  
 Purvis Hunt, G/T, Mississippi State, 1995-96  
 Evan Pilgrim, G, Brigham Young, 1998  
 Barry Hall, OT, Middle Tennessee State, 2001  
 Marico Portis, G, Alabama, 2004  
 Joel Rodriguez, C, Miami (Fla.), 2005  
 Fernando Velasco, C/G, Georgia, 2009-12  
 Kevin Matthews, C, Texas A&M, 2013  
 Gabe Ikard, C, Oklahoma, 2014  
 Corey Levin, G/C, Chattanooga, 2017  
 Aaron Stinnie, G, James Madison, 2018-19

### 62

Wahoo McDaniel, LB, Oklahoma, 1960  
 Dick Frey, G, Texas A&M, 1961  
 Jim Hayes, DT, Jackson State, 1965-66  
 Ed Marcontell, G, Lamar Tech, 1967  
 Jim LeMoine, G, Utah State, 1968-69  
 Ken Grant, G, Howard Payne, 1970  
 Jerry Sturm, C, Illinois, 1971  
 Ralph Miller, G, Alabama State, 1972-73  
 John Schuhmacher, G, Southern California, 1978-85  
 Jerrell Franklin, G, Southern\*, 1987  
 Doug Kellemeier, G, Brigham Young\*, 1987  
 Craig Page, C, Georgia Tech, 1999  
 Kyle DeVan, C/G, Oregon State, 2012  
 Brian Schwenke, C, California, 2013-17  
 Corey Levin, G/C, Chattanooga, 2018

### 63

Hogan Wharton, G, Houston, 1960-63  
 Doug Wilkerson, G, North Carolina Central, 1970  
 Levert Carr, T, No. Central State, 1972-73  
 Ronnie Carroll, G/DT, Sam Houston State, 1974-75  
 Steve Baumgartner, DE, Purdue, 1977-79  
 Bob Young, G, Howad Payne, 1980  
 Mike Munchak, G, Penn State, 1982-93

### 64

Fred Wallner, G, Notre Dame, 1960  
 Willis Perkins, G, Texas Southern, 1961, 1963  
 Bud McFadin, DT, Texas, 1964-65  
 Dick Swatland, G, Notre Dame, 1968  
 Ron Saul, G, Michigan State, 1970-75  
 George Reihner, G, Penn State, 1977-80, 1982  
 Joe Dixon, DT, Tulsa, 1987  
 Erik Norgard, C/G, Colorado, 1990-98  
 Gennaro DiNapoli, G, Virginia Tech, 2002  
 Eugene Amano, C/G, S.E. Missouri State, 2004  
 Seth Wand, T, N.W. Missouri State, 2006  
 Leroy Harris, G/C, N.C. State, 2007-12  
 Josh Kline, G, Kent State, 2016-18  
 Nate Davis, G, Charlotte, 2019

### 65

## ALL-TIME JERSEY NUMBERS

Gary Greaves, DE, Miami (Fla.), 1960  
Elvin Bethea, DE, North Carolina A&T, 1968-83

### 66

Leo Reed, G, Colorado State, 1961  
Sonny Bishop, G, Fresno State, 1964-69  
Tom Funchess, T, Jackson State, 1971-73  
Greg Davidson, C, North Texas, 1980-82  
Pat Howell, G, Southern California, 1983-85  
Clay Miller, T, Michigan\*, 1987  
George Yarno, C/G, Washington State, 1989  
Doug Dawson, G, Texas, 1990-93  
Jason Layman, T/G, Tennessee, 1996-99  
Gennaro DiNapoli, G, Virginia Tech, 2000-01  
Mike Otto, T, Purdue, 2007-13  
Josue Matias, G/T, Florida State, 2016  
Kevin Pamphile, G/T, Purdue, 2018-19

### 67

John Wittenborn, G, S.E. Missouri, 1964-68  
Mike Fanucci, DE, Arizona State, 1973  
Jimmy Dean, DE, Texas A&M, 1978  
Mike Stensrud, DT, Iowa State, 1979-85  
Karl Morgan, DT, UCLA, 1986  
Bob Otto, DE, Idaho State\*, 1987  
Jim Reid, T/G, Virginia, 1994-95  
Tom Ackerman, G, Eastern Washington, 2002-03  
Mitch Petrus, G, Arkansas, 2012  
Andy Levitre, G, Oregon State, 2013-14  
Quinton Spain, G, West Virginia, 2016-18

### 68

Tom Goode, C, Mississippi State, 1963-65  
Rich Stotter, LB, Houston, 1968  
Brian Goodman, G, UCLA, 1973-74  
Al Burton, DE, Bethune-Cookman, 1976  
Tom Randall, G, Iowa State, 1979  
Ralph Williams, G, Southern, 1982  
Les Studdard, C, Texas, 1983  
Mike Golic, DT, Notre Dame, 1985-87  
Vince Stroth, G, Brigham Young, 1987  
Almon Young, G, Bethune-Cookman\*, 1987  
Tim Roberts, DT, Southern Mississippi, 1992-94  
Matt Martin, T, Kansas State, 2002-03  
Kevin Mawae, C, Louisiana State, 2006-09  
Byron Stingily, T, Louisville, 2011-14  
Austin Pasztor, OL, Virginia, 2018

### 69

Tom Goode, C, Mississippi State, 1962  
Terry Stoepel, T, Tulsa, 1970  
Solomon Freelon, G, Grambling, 1972-74  
Andy Dorris, DE, New Mexico State, 1977-81  
Al Steinfeld, G/T, C.W. Post, 1983  
Doug Williams, T/G, Texas A&M, 1986-87  
Brett Petersmark, C, Eastern Michigan\*, 1987  
Doug Williams, T/G, Texas A&M, 1988  
Jon Runyan, T, Michigan, 1996-99  
Zach Piller, G, Florida, 2000-2006  
Zach Clayton, DT, Auburn, 2011  
Eric Olsen, G/C, Notre Dame, 2014  
Andy Gallik, C/G, Boston College, 2015  
Tyler Marz, T, Wisconsin, 2018

### 70

Al Jamison, T, Colgate, 1960-62  
Scott Appleton, DT, Texas, 1964-66  
Carel Stith, DT, Nebraska, 1967-69  
Jim Harvey, G, Mississippi, 1972  
Robert Wells, T, J.C. Smith, 1972  
Tody Smith, DE, Southern California, 1973

Ed Fisher, G, Arizona State, 1974  
Conway Hayman, G, Delaware, 1975-80  
Malcolm Taylor, DE, Tennessee State, 1982-83  
Dean Steinkuhler, G/T, Nebraska, 1984-91  
Stan Thomas, T, Texas, 1993-95  
Mark Hatfield, T, Bishop's (Que.), 1995  
Adam Haayer, OT, Minnesota, 2001  
Daniel Loper, OT, Texas Tech, 2005-08  
Troy Kropog, OL, Tulane, 2009-10, 2012  
Daniel Baldrige, T, Marshall, 2012  
Chance Warmack, G, Alabama, 2013-16

### 71

Pete Davidson, WR, Citadel, 1960  
Stanley Faulkner, T, Texas, 1964  
Willie Jones, DE, Kansas State, 1967  
Tom Domres, DT, Wisconsin, 1968-71  
Bubba McCollum, DT, Kentucky, 1974  
Todd Simonsen, T, South Dakota State, 1976  
Joe Owens, DE, Alcorn State, 1976  
Ken Kennard, DE, Angelo State, 1977-83  
Richard Byrd, DT, Southern Mississippi, 1985-89  
Craig Veasey, DT/DE, Houston, 1992  
Mike Teeter, DE, Michigan, 1993-94  
Craig Veasey, DT/DE, Houston, 1995  
Melvin Hayes, T, Mississippi State, 1996-97  
Zach Piller, G, Florida, 1999  
Fred Miller, T, Baylor, 2000-04  
Michael Roos, T, Eastern Washington, 2005-14  
Dennis Kelly, T, Purdue, 2016-19

### 72

Jerry Helluin, DT, Tulane, 1960  
Bob Kelly, DT, New Mexico State, 1962  
Dan Lanphear, DE, Wisconsin, 1962  
Jack Klotz, T, Penn State, 1964  
George Rice, DT, Louisiana State, 1966-70  
Kevin Hunt, T, Doane (Neb.), 1973-77  
Mark Koncar, T, Colorado, 1982  
Brian Sochia, DT, N.W. Oklahoma, 1983-85  
Kent Hill, G, Georgia Tech, 1986-87  
Willis Peguese, DE, Miami (Fla.), 1990-92  
Brad Hopkins, T, Illinois, 1993-2005  
Hall Davis, DE, Louisiana-Lafayette, 2010  
Deuce Lutui, G, Southern California, 2012  
Pat McQuistan, G/T, Weber State, 2013  
Michael Oher, T, Mississippi, 2014  
David Quessenberry, OL, San Jose State, 2019

### 73

Dan Lanphear, DE, Wisconsin, 1960  
Bob Kelly, DT, New Mexico State, 1961  
Bill Herchman, DT, Texas Tech, 1962  
Bob Kelly, DT, New Mexico State, 1963-64  
Norman Evans, T, Texas Christian, 1965  
George Allen, DT, West Texas State, 1966-67  
Bob Robertson, T, Illinois, 1968  
Leo Brooks, DT, Texas-Austin, 1970-72  
Vernon Vanoy, DT, Kansas, 1973  
Greg Sampson, T, Stanford, 1973-78  
Harvey Salem, T, Cal-Berkeley, 1983-86  
John Davis, G/C, Georgia Tech, 1987-88  
David Williams, T, Florida, 1989-95  
Scott Sanderson, T, Washington State, 1997-2000  
Justin Geisinger, C/G, Vanderbilt, 2006  
Jake Scott, G, Idaho, 2008-11  
Steve Hutchinson, G, Michigan, 2012  
Jeremiah Poutasi, G/T, Utah, 2015

### 74

George Shirkey, DT, Stephen F. Austin, 1960-61

Dudley Meredith, DT, Lamar Tech, 1963  
Arthur Strahan, DE, Texas Southern, 1965  
Willie Parker, DT, Arkansas AM&N, 1967-70  
Gene Ferguson, T, Norfolk State, 1971-72  
Lee Thomas, DE, Jackson State, 1975  
Leon Gray, OT, Jackson State, 1979-81  
Bruce Matthews, G/C/T, Southern California, 1983-2001

### 75

Don Floyd, DE, Texas Christian, 1960-68  
Dudley Meredith, DT, Lamar Tech, 1968  
Elbert Drungo, T, Tennessee State, 1969-77  
Jesse Baker, DE, Jacksonville State (Ala.), 1979-87  
Kenny Neil, DE, Iowa State\*, 1987  
Vince Stroth, G, Brigham Young, 1988  
Craig Veasey, DT/DE, Houston, 1993  
Bill Schultz, G, Southern California, 1994  
Irv Eatman, T, UCLA, 1995-96  
Benji Olson, G, Washington, 1998-2007  
Jovan Haye, DT, Vanderbilt, 2009-10  
Keyunta Dawson, DE, Texas Tech, 2012-13  
Terren Jones, T, Alabama State, 2014  
Antwaun Woods, NT, Southern California, 2016  
Jamil Douglas, G, Arizona State, 2019

### 76

Dalva Allen, DE, Houston, 1960  
Walt Suggs, T, Mississippi State, 1962-71  
Al Cowlings, LB, Southern California, 1973-74  
Morris Towns, T, Missouri, 1977-83  
Eric Moran, T, Washington, 1984-86  
Vince Stroth, G, Brigham Young, 1987  
Doug Mikolas, NT, Portland State, 1988  
Jeff Alm, DT, Notre Dame, 1990-93  
Jason Mathews, T, Texas A&M, 1998-2004  
David Stewart, T, Mississippi State, 2005-13  
Will Svitek, T, Stanford, 2014  
Byron Bell, OL, New Mexico, 2015-16  
Rodger Saffold III, G, Indiana, 2019

### 77

Rich Michael, T, Ohio State, 1960-66  
Rich Marshall, DT, Stephen F. Austin, 1967-68  
Ben Mayes, DT, Drake, 1969  
Spain Musgrove, DT, Utah State, 1970  
Sam Walton, T, East Texas State, 1971  
Council Rudolph, DE, Kentucky State, 1972  
Sid Smith, C, Southern California, 1974  
Bubba Smith, DE, Michigan State, 1975-76  
James Young, DE, Texas Southern, 1977-79  
Angelo Fields, T, Michigan State, 1980-81  
Doug France, T, Ohio State, 1983-84  
Malcolm Taylor, DE, Tennessee State, 1986  
Barry Pettyjohn, T, Pittsburgh, 1987  
Scott Boucher, G, N.E. Louisiana\*, 1987  
Bruce Davis, T, UCLA, 1987-89  
Kevin Donnalley, T/G, North Carolina, 1991-97  
Rod Walker, DT, Troy State, 2000  
Justin Hartwig, G, Kansas, 2002-05  
Sean Conover, DE, Bucknell, 2006-07  
Ryan Durand, G, Syracuse, 2010, 2012  
Taylor Lewan, T, Michigan, 2014-19

### 78

Ron Morrison, T, New Mexico, 1960  
Byron Beams, DT, Notre Dame, 1961  
Ed Culpepper, DT, Alabama, 1962-63  
Maxie Williams, G, S.E. Louisiana, 1965  
Glen Ray Hines, T, Arkansas, 1966-70  
Mike Tilleman, DT, Montana, 1971-72

## ALL-TIME JERSEY NUMBERS

John Matuszak, DT, Tampa, 1973  
 Curley Culp, DT, Arizona State, 1974-80  
 Nick Eyre, T, Brigham Young, 1981  
 Jerome Foster, DE, Ohio State, 1983-84  
 Don Maggs, T/G, Tulane, 1986-92  
 Keith McCants, DE, Alabama, 1993-94  
 Anthony Cook, DE/DT, South Carolina State,  
 1995-98

John Thornton, DT, West Virginia, 1999-2002  
 Todd Williams, G/T, Florida State, 2003-05  
 DeQuincy Scott, DE/DT, Southern Mississippi, 2006  
 Jacob Ford, DE, Central Arkansas, 2007-10  
 Leger Douzable, DE, Central Florida, 2012  
 Joe Looney, C, Wake Forest, 2015  
 Jack Conklin, T, Michigan State, 2016-19

### 79

Orville Trask, DT, Rice, 1960-61  
 Pat Holmes, DE, Texas Tech, 1966-72  
 Jim White, DE, Colorado State, 1974-75  
 Ernest Kirk, DE, Howard Payne, 1977  
 Wilson Whitley, DT, Houston, 1983  
 Bryan Caldwell, DE, Arizona State, 1984  
 Ray Childress, DL, Texas A&M, 1985-95  
 Saul Patu, DT, Oregon, 2001  
 Kevin Aldridge, DE/DT, Southern Methodist, 2002  
 Marcus White, DT, Murray State, 2005  
 Ulrich Winkler, DE, None, 2008  
 Kareem Brown, DL, Miami (Fla.), 2010  
 Pannel Egboh, DE, Stanford, 2012  
 Jarius Wynn, DE, Georgia, 2012  
 Jamon Meredith, T, South Carolina, 2014-15  
 Sebastian Tretola, G, Arkansas, 2016

### 80

James Yeats, TE, Florida, 1960  
 Dalva Allen, DE, Houston, 1961  
 Gary Cutsinger, DE, Oklahoma State, 1962-67  
 Andy Rice, DT, Texas Southern, 1967  
 Gary Cutsinger, DE, Oklahoma State, 1968  
 Glenn Woods, DT, Prairie View, 1969  
 Ron Mayo, TE, Morgan State, 1973  
 John Little, DT, Oklahoma State, 1975-76  
 Harold Bailey, WR, Oklahoma State, 1982-83  
 Eric Mullins, WR, Stanford, 1984-85  
 Steve Tasker, WR, Northwestern, 1985-86  
 Curtis Duncan, WR, Northwestern, 1987  
 Leonard Harris, WR, Texas Tech\*, 1987  
 Curtis Duncan, WR, Northwestern, 1988-93  
 Haywood Jeffires, WR, N.C. State, 1994  
 James Thornton, TE, Cal State-Fullerton, 1995  
 Michael Roan, TE, Wisconsin, 1996-99  
 Chris Coleman, WR, N.C. State, 2001  
 Darrell Hill, WR, Northern Illinois, 2002-04  
 Bo Scaife, TE, Texas, 2005-10  
 Visanthe Shiancoe, TE, Morgan State, 2013  
 Derek Hagan, WR, Arizona State, 2014  
 Anthony Fasano, TE, Notre Dame, 2015-16

### 81

Bob McLeod, TE, Abilene Christian, 1961-65  
 Jim Beirne, WR, Purdue, 1968-73  
 John Sawyer, TE, Southern Mississippi, 1975-76  
 Johnnie Dirden, WR, Sam Houston, 1978  
 Jeff Groth, WR, Bowling Green, 1979-80  
 Steve Bryant, WR, Purdue, 1982-84  
 Ernest Givins, WR, Louisville, 1986-94  
 Chris Sanders, WR, Ohio State, 1995-2001  
 Jake Schifino, WR, Akron, 2002-04  
 Jason McAddley, WR, Alabama, 2004  
 Brandon Jones, WR, Oklahoma, 2005-08

Kevin Curtis, WR, Utah State, 2011  
 Brandon Barden, TE, Vanderbilt, 2012-13  
 Josh Stewart, WR, Oklahoma State, 2014  
 Rico Richardson, WR, Jackson State, 2015  
 Jonnu Smith, TE, Florida International, 2017-19

### 82

John Carson, TE, Georgia, 1960  
 Ed Husmann, DT, Nebraska, 1961-65  
 Ron Billingsley, DT, Wyoming, 1971-72  
 Mack Alston, TE, Maryland State, 1974-76  
 Gary Garrison, WR, San Diego State, 1977  
 Mike Renfro, WR, Texas Christian, 1978-83  
 Herkie Walls, WR, Texas, 1984  
 Willie Drewrey, WR, West Virginia, 1985-88  
 Tony Jones, WR, Texas, 1990-91  
 Mario Bailey, WR, Washington, 1992  
 Travis Hannah, WR, Southern California, 1993-95  
 Sheddric Wilson, WR, Louisiana State, 1996  
 Derrick Mason, WR, Michigan State, 1997  
 Yancey Thigpen, WR, Winston-Salem State,  
 1998-2000  
 Eddie Berlin, WR, Northern Iowa, 2001-04  
 Courtney Roby, WR, Indiana, 2005-06  
 Biren Ealy, WR, Houston, 2007  
 Donnie Avery, WR, Houston, 2011  
 Delanie Walker, TE, Central Missouri, 2013-19

### 83

Ron Nery, DE, Kansas State, 1963  
 Willie Frazier, TE, Arkansas A&M, 1964-65, 1971  
 Bruce Bergey, DT, UCLA, 1971  
 Dave Parks, WR, Texas Tech, 1973  
 Jerry Broadnax, TE, Southern, 1974  
 Willie Frazier, TE, Arkansas A&M, 1975  
 Melvin Baker, WR, Texas Southern, 1976  
 Warren Anderson, WR, West Virginia State, 1978  
 Tim Smith, WR, Nebraska, 1980-86  
 Joey Walters, WR, Clemson, 1987  
 Leonard Harris, WR, Texas Tech, 1988-93  
 Tony Jones, WR, Texas, 1993  
 Malcolm Floyd (Seabron), WR, Fresno State, 1994-96  
 Isaac Byrd, WR, Kansas, 1997-99  
 Mike Leach, TE, William & Mary, 2000-01  
 Drew Bennett, WR, UCLA, 2002-06  
 Eric Moulds, WR, Mississippi State, 2007  
 Alge Crumpler, TE, North Carolina, 2008-09  
 Marc Mariani, WR, Montana, 2010-13  
 Rico Richardson, WR, Jackson State, 2014  
 Harry Douglas, WR, Louisville, 2015-17

### 84

Jack Atchason, TE, Western Illinois, 1960  
 Ron McDole, DE, Nebraska, 1962  
 Bill Miller, DT, New Mexico Highlands, 1962  
 Ray Jacobs, DT, Howard Payne, 1963  
 Johnny Baker, LB, Mississippi State, 1963-66  
 Donnie Davis, TE, Southern, 1970  
 Mack Alston, TE, Maryland State, 1973  
 Billy Johnson, WR/KR, Widener, 1974-80  
 Mike Holston, WR, Morgan State, 1981-84  
 Herkie Walls, WR, Texas, 1985  
 Haywood Jeffires, WR, N.C. State, 1987-93  
 Webster Slaughter, WR, San Diego State, 1994  
 Haywood Jeffires, WR, N.C. State, 1995  
 Willie Davis, WR, Central Arkansas, 1997-98  
 Roell Preston, WR, Mississippi, 1999  
 Larry Brown, TE, Georgia, 1999-2000  
 Bashir Yamini, WR, Iowa, 2000  
 Chris Jackson, WR, Washington State, 2000  
 Shad Meier, TE, Kansas State, 2001-04

Ben Troupe, TE, Florida, 2005-07  
 Dwayne Blakley, TE, Missouri, 2008  
 Mark Jones, WR, Tennessee, 2009  
 Randy Moss, WR, Marshall, 2010  
 Taylor Thompson, TE, Southern Methodist, 2012-14  
 Corey Davis, WR, Western Michigan, 2017-19

### 85

Danny Brabham, LB, Arkansas, 1963-67  
 Floyd Rice, LB, Alcorn A&M, 1971-73  
 Tody Smith, DE, Southern California, 1974-76  
 Richard Ellender, WR, McNeese State, 1979  
 Carl Roaches, KR, Texas A&M, 1980-84  
 Drew Hill, WR, Georgia Tech, 1985-87  
 Chris Darrington, WR, Weber State\*, 1987  
 Drew Hill, WR, Georgia Tech, 1988-91  
 Willie Drewrey, WR, West Virginia, 1993  
 Pat Carter, TE, Florida State, 1994  
 Derek Russell, WR, Arkansas, 1996-97  
 Derrick Mason, WR, Michigan State, 1998-2004  
 Gregg Guenther, TE, Southern California, 2005  
 Jonathan Orr, WR, Wisconsin, 2006  
 Jamie Petrowski, TE, Indiana State, 2007  
 Nate Washington, WR, Tiffin, 2009-14  
 Chase Coffman, TE, Missouri, 2015  
 MyCole Pruitt, TE, Southern Illinois, 2018-19

### 86

John White, TE, Texas Southern, 1960-61  
 Bucky Wegener, DT, Missouri, 1962-63  
 Stan Fanning, DE, Idaho, 1964  
 Robert Evans, E, Texas A&M, 1965  
 Monte Ledbetter, WR, N.W. Louisiana, 1967  
 Mac Haik, WR, Mississippi, 1968-71  
 Clifton McNeil, WR, Grambling, 1973  
 Nat Hawkins, WR, Nevada-Las Vegas, 1975  
 Mike Barber, TE, Louisiana Tech, 1977-81  
 Walt Arnold, TE, New Mexico, 1982  
 Herkie Walls, WR, Texas, 1983  
 Mike Akiu, WR, Hawaii, 1985-86  
 Oliver Williams, WR, Illinois\*, 1987  
 Kenny Jackson, WR, Penn State, 1989  
 Alex Johnson, WR, Miami (Fla.), 1991  
 Corey Harris, WR, Vanderbilt, 1992  
 Damon Mays, WR, Missouri, 1992-93  
 Derek Russell, WR, Arkansas, 1995  
 Willie Davis, WR, Central Arkansas, 1996  
 Joey Kent, WR, Tennessee, 1997-99  
 Carl Pickens, WR, Tennessee, 2000  
 Justin McCareins, WR, Northern Illinois, 2001-03  
 Ben Troupe, TE, Florida, 2004  
 Roydell Williams, WR, Tulane, 2005-07  
 Daniel Graham, TE, Colorado, 2011  
 Chase Coffman, TE, Missouri, 2014  
 Andrew Turzilli, WR, Rutgers, 2015  
 Anthony Firkser, TE, Harvard, 2018-19

### 87

Charlie Hennigan, WR, N.W. Louisiana, 1961-66  
 Lionel Taylor, WR, New Mexico Highlands, 1967-68  
 Paul Zaeske, WR, North Park, 1969-70  
 Linzy Cole, WR, Texas Christian, 1971  
 Jim Butler, TE, Tulsa, 1972  
 Dave Smith, WR, Indiana (Pa.), 1972  
 Eddie Hinton, WR, Oklahoma, 1973  
 Emmett Edwards, WR, Kansas, 1975  
 Al Darby, WR, Florida, 1976  
 Conrad Rucker, TE, Southern, 1978-79  
 Dave Casper, TE, Notre Dame, 1980-83  
 Walt Arnold, TE, New Mexico, 1983  
 Jamie Williams, TE, Nebraska, 1984-87

## ALL-TIME JERSEY NUMBERS

Scott Eccles, TE, E. New Mexico\*, 1987  
 Jamie Williams, TE, Nebraska, 1988  
 Bob Mrosko, TE, Penn State, 1989  
 Pat Coleman, WR, Mississippi, 1990-94  
 James McKeehan, TE, Texas A&M, 1995-97  
 Kevin Dyson, WR, Utah, 1998-2002  
 Tyrone Calico, WR, Middle Tennessee State, 2003-05

David Givens, WR, Notre Dame, 2006-07  
 Lavelle Hawkins, WR, California, 2008-12  
 Kevin Walter, WR, Eastern Michigan, 2013  
 Brett Brackett, TE, Penn State, 2014  
 Marc Mariani, WR, Montana, 2016  
 Eric Decker, WR, Minnesota, 2017

### 88

Albert Witcher, S, Baylor, 1960  
 Willard Dewveall, TE, Southern Methodist, 1961-64  
 Bob Poole, TE, Clemson, 1966-67  
 Ed Carrington, TE, Virginia, 1969  
 Claude Harvey, LB, Prairie View, 1970  
 Allen Aldridge, DE, Prairie View, 1972  
 Jim Beirne, WR, Purdue, 1975-76  
 Jimmie Giles, TE, Alcorn, 1977  
 Rich Caster, WR, Jackson State, 1978-80  
 Billy Brooks, WR, Oklahoma, 1981  
 Chris Dressel, TE, Stanford, 1983-86  
 Mitch Daum, TE, Wyoming, 1987  
 Chris Verhulst, TE, Chico State, 1988-89  
 Bernard Ford, WR, Central Florida, 1990  
 Gary Wellman, WR, Southern California, 1991-94  
 Jackie Harris, TE, N.E. Louisiana, 1998-99  
 Erron Kinney, TE, Florida, 2000-06  
 Ben Hartssock, TE, Ohio State, 2007  
 Craig Stevens, TE, California, 2008-15  
 Jace Amaro, TE, Texas Tech, 2016  
 Luke Stocker, TE, Tennessee, 2017-18

### 89

Bill Groman, WR, Heidelberg, 1960-62  
 Dobbie Craig, WR, Howard Payne, 1964  
 George Kinney, DE, Wylie, 1965  
 Bill Groman, WR, Heidelberg, 1966  
 Alvin Reed, TE, Prairie View, 1967-72  
 Earl Thomas, WR/TE, Houston, 1976  
 Eddie Foster, WR, Houston, 1977-78  
 Mike McCloskey, TE, Penn State, 1983-85  
 Jeff Parks, TE, Auburn, 1986-87  
 Gerald McNeil, WR, Baylor, 1990  
 Frank Miotke, WR, Grand Valley State, 1991  
 Webster Slaughter, WR, San Diego State, 1992-93  
 Reggie Brown, WR, Alabama State, 1994  
 Frank Wycheck, TE, Maryland, 1995-2003  
 Cooper Wallace, TE, Auburn, 2006  
 Jared Cook, TE, South Carolina, 2009-12  
 Richard Gordon, TE, Miami (Fla.), 2014  
 Matthew Mulligan, TE, Maine, 2014  
 Phillip Supernaw, TE, Ouachita Baptist, 2015-17  
 Cole Wick, TE, Incarnate Word, 2018

### 90

George Webster, LB, Michigan State, 1967-72  
 Daryle Skaugstad, DT, California-Berkeley, 1981-82  
 Bob Hamm, DE, Nevada-Reno, 1983-84  
 Toby Caston, LB, Louisiana State, 1987  
 Ezra Johnson, DE, Morris Brown, 1990-91  
 Kenny Davidson, DE, Louisiana State, 1994-95  
 James Roberson, DE, Florida State, 1996-98  
 Jevon Kearse, DE, Florida, 1999-2003  
 Randy Starks, DT, Maryland, 2004-07  
 Jevon Kearse, DE, Florida, 2008-09

Marcus Howard, DE, Georgia, 2010  
 Derrick Morgan, DE/OLB, Georgia Tech, 2010-11  
 Scott Solomon, DE, Rice, 2012  
 Antonio Johnson, DT, Mississippi State, 2013  
 DaQuan Jones, DL, Penn State, 2014-19

### 91

Greg Sampson, T, Stanford, 1972-73  
 Johnny Meads, LB, Nicholls State, 1984-92  
 Josh Evans, DT, Alabama Birmingham, 1995-99, 2001  
 Albert Haynesworth, DT, Tennessee, 2002  
 Anthony Dunn, DE, Northern Colorado, 2003  
 Travis LaBoy, DE, Hawaii, 2004-07  
 Jason Jones, DT, Eastern Michigan, 2008-11  
 Derrick Morgan, DE/OLB, Georgia Tech, 2012-18  
 Cameron Wake, OLB, Penn State, 2019

### 92

Tom Briehl, LB, Stanford, 1985-87  
 Anthony Spears, DE, Portland State, 1989  
 Henry Ford, DE, Arkansas, 1994-2002  
 Albert Haynesworth, DT, Tennessee, 2003-08  
 Will Witherspoon, LB, Georgia, 2010-12  
 Ropati Pitoitua, DE, Washington State, 2013-15  
 Mehdi Abdesmad, DE, Boston College, 2016  
 Kevin Dodd, OLB, Clemson, 2017  
 Matt Dickerson, DE, UCLA, 2018-19

### 93

Robert Lyles, LB, Texas Christian, 1984-90  
 Rick Graf, LB, Wisconsin, 1991-92  
 Jeremy Nunley, DE, Alabama, 1994-95  
 Mike Halapin, DT, Pittsburgh, 1996-97  
 Mike Sutton, DE, Louisiana State, 1998  
 Byron Frisch, DE, Brigham Young, 2000  
 Kevin Carter, DE, Florida, 2001-04  
 Kyle Vanden Bosch, DE, Nebraska, 2005-09  
 Jason Babin, DE, Western Michigan, 2010  
 Shaun Smith, DT, South Carolina, 2011  
 Mike Martin, DL, Michigan, 2012-15  
 Kevin Dodd, OLB, Clemson, 2016  
 Erik Walden, OLB, Middle Tennessee State, 2017  
 Reggie Gilbert, OLB, Arizona, 2019

### 94

Frank Bush, LB, N.C. State, 1985-86  
 Charles Martin, DT, Livingston, 1987  
 Eric Larkin, T, Miami (Fla.)\*, 1987  
 Glenn Montgomery, DT, Houston, 1989-95  
 Kendrick Burton, DE, Alabama, 1996  
 Mike Frederick, DE, Virginia, 1999  
 Juqua Thomas, DE, Oklahoma State, 2001-04  
 Jesse Mahelona, DT, Tennessee, 2006-07  
 Bryce Fisher, DE, Air Force, 2007  
 Sen'Derrick Marks, DT, Auburn, 2009-12  
 Sammie Hill, DT/NT, Stillman, 2013-15  
 Austin Johnson, DL, Penn State, 2016-19

### 95

Allen Aldridge, DE, Prairie View, 1971  
 William Fuller, DE, North Carolina, 1986-87  
 Dwain Turner, DT, Rice\*, 1987  
 William Fuller, DE, North Carolina, 1988-93  
 Kanavis McGhee, DE, Colorado, 1995  
 Joe Salave'a, DT, Arizona, 1998-2001  
 Bo Schobel, DE, Texas Christian, 2004-05  
 Josh Savage, DE, Utah, 2006  
 William Hayes, DE, Winston-Salem State, 2008-11  
 Kamerion Wimbley, DE/OLB, Florida State, 2012-14

Angelo Blackson, DE, Auburn, 2015-16  
 David King, DE, Oklahoma, 2017

### 96

Sean Jones, DE, Northeastern, 1988-93  
 Gary Walker, DT, Auburn, 1995-98  
 Mike Jones, DT/DE, N.C. State, 1999  
 Keith Embray, DE, Utah, 2000-01  
 James Atkins, DT, Virginia Union, 2002-03  
 Jared Clauss, DT, Iowa, 2004-05  
 Robaire Smith, DT, Michigan State, 2006  
 Antonio Johnson, DT, Mississippi State, 2007  
 Corey Simon, DT, Florida State, 2007  
 Kevin Vickerson, DT, Michigan State, 2007-09  
 Amon Gordon, DT, Stanford, 2010  
 Malcolm Sheppard, DT, Arkansas, 2010-11  
 DaJohn Harris, DT, Southern California, 2012  
 Al Woods, NT, Louisiana State, 2014-16  
 Sylvester Williams, NT, North Carolina, 2017  
 Bennie Logan, DL, Louisiana State, 2018  
 Brent Urban, DE, Virginia, 2019  
 Joey Ivie, DT, Florida, 2019

### 97

Mike Johnson, DE, Illinois, 1984-85  
 Robert Banks, DE, Notre Dame, 1988  
 Lee Williams, DE, Bethune-Cookman, 1991-93  
 Bryant Mix, DT, Alcorn State, 1996-97  
 Jason Fisk, DT, Stanford, 1999-2001  
 Carlos Hall, DE, Arkansas, 2002-04  
 Tony Brown, DT, Memphis, 2006-10  
 Karl Klug, DT, Iowa, 2011-17  
 Darius Kilgo, NT, Maryland, 2018  
 Isaiah Mack, DT, Chattanooga, 2019

### 98

Mark Studaway, DE, Tennessee, 1984  
 Lynn Madsen, DE, Washington, 1986  
 Rayford Cooks, DE, North Texas State\*, 1987  
 Natu Tuatagaloa, DT/DE, California, 1995  
 Pratt Lyons, DT/DE, Troy State (Ala.), 1997-98  
 Robaire Smith, DT, Michigan State, 2000-03  
 Antwan Odom, DE, Alabama, 2004-07  
 Dave Ball, DE, UCLA, 2008-12  
 Lavar Edwards, DE, Louisiana State, 2013  
 Brian Orakpo, LB, Texas, 2015-18  
 Jeffery Simmons, DL, Mississippi State, 2019

### 99

Ernie Ladd, DT, Grambling, 1966  
 Doug Smith, DT, Auburn, 1985-92  
 Robert Young, DE, Mississippi State, 1996  
 Kenny Holmes, DE, Miami (Fla.), 1997-2000  
 Kris Kocurek, DT, Texas Tech, 2001-02  
 Rien Long, DT, Washington State, 2003-06  
 Demetrin Veal, DT, Tennessee, 2007  
 Amon Gordon, DT, Stanford, 2008  
 Eric Bakhtiari, DE, San Diego, 2009  
 Marques Douglas, DT, Howard, 2010  
 Jurrell Casey, DT, Southern California, 2011-19

\* Played in replacement games only



## ALL-TIME PRACTICE SQUAD PLAYERS

*(Bold denotes promoted to active roster)*

### 1989

<b>Bell, Billy</b>	<b>CB</b>
<b>Brantley, John</b>	<b>LB</b>
Hartlieb, Chuck	QB
<b>Norgard, Erik</b>	<b>C</b>
<b>Orlando, Bo</b>	<b>S</b>
Rogers, Tracy	LB
<b>Spears, Anthony</b>	<b>DE</b>

### 1990

Banes, Joey	T
<b>Coleman, Pat</b>	<b>WR</b>
Friberg, Keith	LB/DE
Hough, Scott	T
Lloyd, Doug	RB
Muecke, Tom	QB
<b>Slack, Reggie</b>	<b>QB</b>
Snyder, Brent	QB

### 1991

<b>Anderson, Herbie</b>	<b>CB</b>
<b>Johnson, Ezra</b>	<b>DE</b>
Rocker, David	DT
<b>Slack, Reggie</b>	<b>QB</b>
Thomas, Scott	T
<b>Wellman, Gary</b>	<b>WR</b>

### 1992

<b>Bailey, Mario</b>	<b>WR</b>
<b>Brown, Reggie</b>	<b>WR</b>
Campbell, Joe	RB
Davis, Anthony	LB
Gisler, Mike	G
Gray, Terry	G
Green, Anthony	WR
<b>Mays, Damon</b>	<b>WR</b>
Pharms, Charles	S

### 1993

<b>Aldridge, Melvin</b>	<b>S</b>
Benton, Gerald	WR
<b>Martin, Emanuel</b>	<b>CB</b>
<b>Maston, Le'Shai</b>	<b>RB</b>
Neal, Jeff	G/T
Truitt, Leroy	T
Williams, James	DB
<b>Williamson, Lee</b>	<b>QB</b>

### 1994

<b>Bailey, Mario</b>	<b>WR</b>
<b>Barnes, Tomur</b>	<b>CB</b>
<b>Hall, Lemanski</b>	<b>LB</b>
Jennings, Willie	DT
<b>Williamson, Lee</b>	<b>QB</b>

### 1995

Brown, Charlie	RB
<b>Evans, Josh</b>	<b>DT</b>
Harden, Linc	LB
<b>Logan, James</b>	<b>LB</b>
<b>Lundy, Dennis</b>	<b>RB</b>
Richardson, C.J.	S
<b>Strong, Jasper</b>	<b>WR</b>

### 1996

<b>Cole, Lee</b>	<b>CB</b>
------------------	-----------

Florine, Ron	T
<b>Jones, Lenoy</b>	<b>LB</b>
<b>Roberson, James</b>	<b>DE</b>
Running, Mitch	WR
Sanders, Chris	TE

### 1997

Adams, Louis	LB
<b>George, Spencer</b>	<b>RB</b>
<b>McCullough, George</b>	<b>CB</b>
Mustafa, Isaiah	WR
Scharf, Tim	LB
Washington, T.J.	T

### 1998

Bradley, Josh	TE
<b>George, Spencer</b>	<b>RB</b>
Gilbert, Lonnie	G
Jackson, Brad	LB
McElmurry, Blaine	S
Priester, Raymond	RB
Sprotte, Jimmy	LB
<b>Sutton, Mike</b>	<b>DE</b>
Ward, Chris	DE

### 1999

<b>Brown, Larry</b>	<b>TE</b>
Bryant, Aaron	TE
<b>Embray, Keith</b>	<b>DE</b>
Gould, Garrett	FB
Jones, Chris	LB
<b>Page, Craig</b>	<b>C</b>
Rafferty, Ian	G
Roberts, Cleve	T
<b>Walker, Rod</b>	<b>DT</b>
Ware, Brad	S

### 2000

<b>Coleman, Chris</b>	<b>WR</b>
Dearth, James	TE
Gavadza, Jason	TE
<b>Jackson, Chris</b>	<b>WR</b>
Koch, Aaron	G
<b>Leach, Mike</b>	<b>TE</b>
McCullough, Andy	WR
<b>Page, Craig</b>	<b>C</b>
Rafferty, Ian	G
<b>Walker, Rod</b>	<b>DT</b>
<b>Yamini, Bashir</b>	<b>WR</b>

### 2001

<b>Alexander, Dan</b>	<b>RB</b>
Arp, Donovan	DT
Chambers, Derrick	DT
Combs, Derek	RB
Costa, Dave	G
<b>Kocurek, Kris</b>	<b>DT</b>
<b>Natkin, Brian</b>	<b>TE</b>
Patu, Saul	DT
Taylor, Chris	WR
Thomas, Tarlos	T
Thweatt, Byron	LB
White, Reggie	RB

### 2002

<b>Aldridge, Kevin</b>	<b>DE</b>
<b>Atkins, James</b>	<b>DT</b>
Branch, Bruce	CB
Fletcher, Bryan	TE

Ford, Willie	DB
<b>Hayes, Chad</b>	<b>TE</b>
Hebert, Jason	S
<b>Kassell, Brad</b>	<b>LB</b>
Malano, Mike	C
<b>Martin, Matt</b>	<b>T</b>
Newson, Kendall	WR
O'Leary, Dan	TE
White, Greg	DE
Whiting, Teag	G

### 2003

Blakley, Dwayne	TE
Drumm, Brandon	FB
<b>Dunn, Anthony</b>	<b>DT</b>
Franklin, Brad	CB
Freeman, Robert	CB
Fryzel, Jimmy	WR
Harden, Cedric	DT
<b>Jackson, Ray</b>	<b>RB</b>
<b>Kramer, Jordan</b>	<b>LB</b>
Lewis, Jermaine	WR
Lowe, Omare	DB
<b>Portis, Marico</b>	<b>G</b>
Powell, Jamal	CB
Reid, Gabe	TE
Smith, Steve	CB
Walker, Marquise	WR

### 2004

Cramer, Casey	TE
Danielsen, Lane	WR
Devoe, Todd	WR
Herring, Isaac	T
Johnson, Shawn	DE
Kramer, Jordan	LB
LeJeune, Norman	S
McCoy, Derek	WR
<b>Payton, Jarrett</b>	<b>RB</b>
<b>Portis, Marico</b>	<b>G</b>
<b>Sandy, Justin</b>	<b>S</b>
<b>Spencer, Cody</b>	<b>LB</b>
Swaggert, Brent	T

### 2005

Anderson, Jason	WR
Bergeron, David	LB
Douglas, Robert	FB
Harris, Antoine	DB
Leverette, Otis	DE
<b>Mauck, Matt</b>	<b>QB</b>
Newberry, Jared	LB
<b>Payton, Jarrett</b>	<b>RB</b>
<b>Randall, Marcus</b>	<b>S</b>
Rodriguez, Joel	C
<b>Sandy, Justin</b>	<b>S</b>
<b>Small, O.J.</b>	<b>WR</b>
<b>Thomas, Sloan</b>	<b>WR</b>
<b>Thurman, Andrae</b>	<b>WR</b>
<b>White, Marcus</b>	<b>DT</b>

### 2006

<b>Conover, Sean</b>	<b>DE</b>
<b>Ganther, Quinton</b>	<b>RB</b>
<b>Geisinger, Justin</b>	<b>G</b>
Harris, Antoine	CB
Matua, Fred	G
Mauck, Matt	QB
<b>Nande, Terna</b>	<b>LB</b>
Petrowski, Jamie	TE

## ALL-TIME PRACTICE SQUAD PLAYERS

Ross, Richie  
Snell, Isaac  
**Toone, Spencer**  
**Wallace, Cooper**

WR  
G  
**LB**  
TE

### 2007

**Allred, Colin**  
Birdine, Larry  
**Cain, Jeremy**  
Campbell, Kurt  
Cole, Marquice  
**Ealy, Biren**  
**Ganther, Quinton**  
Martin, Ingle  
Matua, Fred  
Murphy, Jason  
**Otto, Mike**  
Pakulak, Glenn  
**Petrowski, Jamie**  
Snell, Isaac  
**Vickerson, Kevin**  
Wallace, Cooper  
Winkler, Ulrich

**LB**  
DE  
**LB/FB**  
LB  
CB  
**WR**  
**RB**  
QB  
G  
C  
**T**  
P  
**TE**  
G  
**DT**  
TE  
DE

### 2008

Bennett, Charles  
Datish, Doug  
Davis, Tanard  
Ealy, Biren  
**Gordon, Amon**  
**Harris, Tuff**  
Johnson, Antonio  
Jones, Derrick  
Martin, Ingle  
Mulligan, Matthew  
Murphy, Jason  
Parsons, Preston  
Petrowski, Jamie  
Velasco, Fernando  
**Williams, Cary**

DE  
C/G  
CB  
WR  
**DT**  
**DB**  
DT  
DT  
QB  
TE  
C  
QB  
TE  
C/G  
**CB**

### 2009

**Bakhtiari, Eric**  
Ball, Lance  
Booty, John David  
Brown, Kareem  
Durand, Ryan  
**Edison, Dominique**  
Ferguson II, Rodney  
King, Mitch  
Morris, Phillip  
Rivera, Mike  
Schommer, Nick  
Trapasso, A.J.  
**Velasco, Fernando**  
**Williams, Cary**  
Williams, Paul

**DE**  
RB  
QB  
DL  
G  
**WR**  
RB  
DT  
WR  
LB  
S  
P  
C/G  
**CB**  
WR

### 2010

Butler, Carson  
Corcoran, Jack  
**Davis, Hall**  
Donaldson, Herb  
**Durand, Ryan**  
Edison, Dominique  
Egboh, Pannel  
Gamble, Joel  
Geer, Riar  
Hansen, Jeff  
Hawkins, Chris

TE  
FB  
**DE**  
RB  
**G**  
WR  
DE  
FB/TE  
TE  
G  
CB

**Ittersagen, Pete**  
**Matthews, Kevin**  
Rolle, Myron  
Trahan, Patrick

**CB**  
**C**  
S  
LB

### 2011

Donaldson, Herb  
**Durand, Ryan**  
Egboh, Pannel  
Graham, Cameron  
**Johnson, Robert**  
Kirkendoll, James  
Kropog, Troy  
Preston, Michael  
Wheatley, Terrence

RB  
**G**  
DE  
TE  
**S**  
WR  
T  
WR  
CB

### 2012

Alexander, Alvester  
**Barden, Brandon**  
Borel, Diondre  
Clayton, Zach  
Creer, Lennon  
DeGeare, Chris  
**Evans, Darren**  
Gibson, Thaddeus  
Hazelton, Vidal  
Horn, Tyler  
Mohamed, Mike  
**Mooney, Collin**  
**Preston, Michael**  
Tuimaunei, Suaesi  
Webb, Martell  
**Wilson, Tracy**

RB  
**TE**  
WR  
DT  
RB  
G  
**RB**  
DE  
WR  
C  
LB  
**FB**  
**WR**  
S  
TE  
**S**

### 2013

Adams, Jeff  
Anunoby, Chigbo  
Baker, George  
Charles, Stefan  
Copeland, Brandon  
Gaskins, Kendall  
Horn, Tyler  
Johnson, Oscar  
Kearse, Frank  
Netter, Al  
Ojomo, Adewale  
**Preston, Michael**  
Ross, Rashad  
Schiltz, Adam  
**Smith, Rusty**  
Taufa'Asau, Kurt  
Willard, Jonathan  
**Wooten, Khalid**  
**Wylie, Devon**

T  
DT  
CB  
DT  
LB  
RB  
C/G  
G  
DT  
T  
DE  
**WR**  
WR  
TE  
**QB**  
DT  
LB  
**CB**  
**WR**

### 2014

Anderson, Ri'Shard  
**Andrews, Antonio**  
Anunoby, Chigbo  
Askew, Nate  
**Brackett, Brett**  
Charles, Orson  
Copeland, Brandon  
McCray, Justin  
**Moch, Dontay**  
Moye, Derek  
Poehls, Will  
**Richardson, Rico**  
Seastrunk, Lache  
Smallwood, Yawin

CB  
**RB**  
DL  
LB  
**TE**  
TE  
OLB  
G  
**OLB**  
WR  
T  
**WR**  
RB  
LB

Sorensen, Brad  
**Staples, Justin**  
Sutton, Chaz  
Tanney, Alex

QB  
**LB**  
LB  
QB

### 2015

Ankrah, Jason  
**Aubrey, Josh**  
**Cudjoe-Virgill, Yannik**  
Farrell, Dillon  
Fluellen, David  
Greene, Kevin  
Harwell, Nick  
Kafka, Mike  
Lutman, Gavin  
Matias, Josue  
**McBride, Tre**  
Pierce-Brewster, Markus  
Poehls, Will  
Renner, Bryn  
**Richardson, Rico**  
Richardson, Shaquille  
**Staples, Justin**  
**Tavai, J.R.**  
**Webb, B.W.**  
Westbrook, Tevin

OLB  
**S**  
**OLB**  
C/G  
RB  
TE  
WR  
QB  
WR  
G  
**WR**  
LB  
T  
QB  
**WR**  
CB  
**LB**  
**OLB**  
**CB**  
TE

### 2016

**Abdesmad, Mehdi**  
Barton, Karim  
Brown, Kourtnei  
Cunningham, Jerome  
**Fluellen, David**  
Krause, Jonathan  
Leslie, Jordan  
Marz, Tyler  
Maye, K.J.  
**McBride, Tre**  
McKinnon, Jeremiah  
Patrick, Ronald  
**Reed, Kalan**  
Riggs, Cody  
**Riley, Curtis**  
**Smith, D'Joun**  
**Staples, Justin**  
**Tanney, Alex**  
Tavai, J.R.  
**Woods, Antwaun**

**DE**  
G  
OLB  
TE  
**RB**  
WR  
WR  
T  
WR  
**WR**  
CB  
C  
**CB**  
CB  
C  
**CB**  
CB  
**DB**  
**CB**  
**LB**  
**QB**  
OLB  
**NT**

### 2017

Board, C.J.  
**Carraway, Josh**  
Cunningham, Jerome  
Durden, Kenneth  
Ferguson, Tyler  
**Jennings, Darius**  
Johnson, Denzel  
Marz, Tyler  
Maxey, Johnny  
Moore, Steven  
**Muhammad, Khalfani**  
**Pascal, Zach**  
Seaton, Brad  
Semisch, Tim  
Warmsley, Julius  
Washington Jr., Tony  
Wichmann, Cody  
Woods, Antwaun

WR  
**OLB**  
TE  
CB  
QB  
**WR**  
S  
T  
DE  
T  
**RB**  
**WR**  
T  
TE  
DE  
OLB  
OL  
NT

*(Bold denotes promoted to active roster)*

## ALL-TIME PRACTICE SQUAD PLAYERS

<b>2018</b>					
<b>Batson, Cameron</b> Cunningham, Jerome <b>Dawkins, Dalyn</b> Douglas, Jamil <b>Durden, Kenneth</b> <b>Firkser, Anthony</b> Hansen, Chad <b>Harris, Nigel</b> Jordan, Mike <b>Kalu, Joshua</b> <b>Kilgo, Darius</b> <b>Lewis, LaTroy</b> Lewis Jr., Roger <b>Marz, Tyler</b> Morgan, Jordan President, Gimel Proehl, Austin Quessenberry, David	WR TE <b>RB</b> G <b>CB</b> <b>TE</b> WR <b>LB</b> DB <b>DB</b> <b>NT</b> <b>LB</b> WR <b>T</b> OL OLB WR OL	Raymond, Kalif Ross, Devin Shelton, Coleman Silberman, Ian Simon, Deon <b>Spillane, Robert</b> Stringfellow, Damore'ea Vickers, Kendal Webb, Damon Woodside, Logan	WR WR C/G OL DL <b>LB</b> WR DE S QB	Hesse, Parker <b>Hollister, Cody</b> <b>Ivie, Joey</b> Johnson, Lyndon Munyer, Daniel <b>Orr, Kareem</b> Pankey, Adam <b>Quessenberry, David</b> <b>Raymond, Kalif</b> <b>Roberson, Derick</b> Smith, Josh <b>Stinnie, Aaron</b> Thompson, Trevion White, Papi Wilson, Shaun Woodside, Logan	TE <b>WR</b> <b>DT</b> DT C <b>CB</b> OL <b>OL</b> <b>WR</b> <b>OLB</b> OLB <b>G</b> WR WR RB QB
			<b>2019</b>		
		Bledsoe, Amani Davis II, Jamal <b>Davis, Rashard</b> <b>Dawkins, Dalyn</b> Durden, Kenneth Eligwe, Ukeme <b>Harris, Nigel</b>	DE OLB <b>WR</b> <b>RB</b> CB LB <b>LB</b>		

*(Bold denotes promoted to active roster)*

## ALL-TIME NFL EUROPA PLAYERS

*(Bold denotes played on Titans active roster)*

<b>1998</b>								
<b>McCullough, George</b> Mustafa, Isaiah <b>Ritchey, James</b> <b>Williams, Armon</b>	<b>CB</b> WR <b>QB</b> S	Barcelona Barcelona <b>Barcelona</b> <b>Barcelona</b>						
<b>1999</b>								
Byrd, Israel <b>Sutton, Mike</b>	CB DE	Berlin Rhein						
<b>2000</b>								
<b>Daft, Kevin</b> <b>Glover, Phil</b> Ware, Brad	<b>QB</b> <b>LB</b> S	Scotland <b>Scotland</b> Barcelona						
<b>2001</b>								
Brown, Demario <b>Coleman, Chris</b> Davis, Wade <b>Green, Mike</b>	RB <b>WR</b> CB <b>RB</b>	Rhein <b>Amsterdam</b> Berlin <b>Barcelona</b>						
			<b>2002</b>					
		Carson, Elliott Cooper, Rafael <b>Daft, Kevin</b> Rafferty, Ian Raynock, Chase Snelling, Robbie Thomas, Mark Witzcak, Jason	TE RB <b>QB</b> G T TE TE K	Scotland Amsterdam <b>Amsterdam</b> Amsterdam Amsterdam Barcelona Rhein Rhein				
			<b>2003</b>					
		<b>Aldridge, Kevin</b> <b>Hayes, Chad</b>	DE <b>TE</b>	<b>Barcelona</b> <b>Berlin</b>				
			<b>2004</b>					
		Blakley, Dwayne Branch, Mario Jackson, Ray Smith, Steve Washburn, Brady Wright, Thomas	TE T RB CB T S	Rhein Amsterdam Berlin Cologne Amsterdam Scotland				
						<b>2005</b>		
						Herrell, Ben LeJeune, Norman Massey, Sam <b>Payton, Jarrett</b> Smith, Joe Strong, Derrick Swaggert, Brent	T S CB <b>RB</b> RB DE T	Amsterdam Amsterdam Berlin <b>Amsterdam</b> Rhein Rhein Cologne
						<b>2006</b>		
						Anderson, Jason Erickson, Mike Newberry, Jared Rodriquez, Joel <b>Sandy, Justin</b> <b>Small, O.J.</b>	WR G LB C <b>S</b> <b>WR</b>	Frankfurt Berlin Frankfurt Berlin <b>Frankfurt</b> <b>Amsterdam</b>
						<b>2007</b>		
						Adibi, Nathaniel Douglas, Cody Pakulak, Glenn <b>Petrowski, Jamie</b> Ross, Richie	DE G P <b>TE</b> WR	Hamburg Cologne Amsterdam <b>Frankfurt</b> Amsterdam

## ALL-TIME STARTING QUARTERBACK SUMMARY (REGULAR SEASON)

Quarterback	Seasons	Wins	Losses	Ties	Pct.	Quarterback	Seasons	Wins	Losses	Ties	Pct.
George Blanda	1960-66	44	38	0	.537	Billy Joe Tolliver	1994	0	7	0	.000
Jacky Lee	1960-67	4	5	1	.450	Bucky Richardson	1992-94	1	3	0	.250
Don Trull	1964-69	4	9	2	.333	Chris Chandler	1995-96	11	14	0	.440
Buddy Humphrey	1966	0	1	0	.000	Steve McNair	1995-05	76	55	0	.580
Pete Beathard	1967-69	15	11	0	.577	Neil O'Donnell	1999-03	6	2	0	.750
Bob Davis	1967-69	3	2	1	.583	Billy Volek	2000-06	3	7	0	.300
Charley Johnson	1970-71	3	11	0	.214	Matt Mauck	2005	0	1	0	.000
Jerry Rhome	1970	0	3	1	.125	Vince Young	2006-10	30	17	0	.638
Dan Pastorini	1971-79	53	54	0	.495	Kerry Collins	2006-10	15	17	0	.469
Lynn Dickey	1971-74	2	7	1	.250	Rusty Smith	2010-11	0	1	0	.000
Kent Nix	1972	0	2	0	.000	Matt Hasselbeck	2011-12	11	10	0	.524
John Hadl	1976-77	1	5	0	.167	Jake Locker	2011-14	9	14	0	.391
Gifford Nielsen	1978-83	3	11	0	.214	Ryan Fitzpatrick	2013	3	6	0	.333
Ken Stabler	1980-81	16	12	0	.571	Charlie Whitehurst	2014	1	4	0	.200
John Reaves	1981	1	1	0	.500	Zach Mettenberger	2014-15	0	10	0	.000
Archie Manning	1982-83	0	8	0	.000	Marcus Mariota	2015-19	29	32	0	.475
Oliver Luck	1982-86	3	6	0	.333	Matt Cassel	2016-17	1	1	0	.500
Warren Moon	1984-93	70	69	0	.504	Blaine Gabbert	2018	2	1	0	.667
Brent Pease	1987-88	2	1	0	.667	Ryan Tannehill	2019	7	3	0	.700
Cody Carlson	1987-94	11	8	0	.579						

## YEAR-BY-YEAR STARTING QUARTERBACKS

### 2019 (9-7)

Date	W-L	Opponent	Starter
Sept. 8	W	Cleveland	Mariota
Sept. 15	L	Indianapolis	Mariota
Sept. 19	L	Jacksonville	Mariota
Sept. 29	W	Atlanta	Mariota
Oct. 6	L	Buffalo	Mariota
Oct. 13	L	Denver	Mariota
Oct. 20	W	L.A. Chargers	Tannehill
Oct. 27	W	Tampa Bay	Tannehill
Nov. 3	L	Carolina	Tannehill
Nov. 10	W	Kansas City	Tannehill
Nov. 24	W	Jacksonville	Tannehill
Dec. 1	W	Indianapolis	Tannehill
Dec. 8	W	Oakland	Tannehill
Dec. 15	L	Houston	Tannehill
Dec. 22	L	New Orleans	Tannehill
Dec. 30	W	Houston	Tannehill

#### Wild Card

Jan. 4	W	New England	Tannehill
--------	---	-------------	-----------

#### Divisional

Jan. 11	W	Baltimore	Tannehill
---------	---	-----------	-----------

#### AFC Championship

Jan. 19	L	Kansas City	Tannehill
---------	---	-------------	-----------

**Mariota (2-4), Tannehill (7-3, 2-1)**

### 2018 (9-7)

Date	W-L	Opponent	Starter
Sept. 9	L	Miami	Mariota
Sept. 16	W	Houston	Gabbert
Sept. 23	W	Jacksonville	Gabbert
Sept. 30	W	Philadelphia	Mariota
Oct. 7	L	Buffalo	Mariota
Oct. 14	L	Baltimore	Mariota
Oct. 21	L	L.A. Chargers	Mariota
Nov. 5	W	Dallas	Mariota
Nov. 11	W	New England	Mariota
Nov. 18	L	Indianapolis	Mariota
Nov. 26	L	Houston	Mariota
Dec. 2	W	N.Y. Jets	Mariota
Dec. 6	W	Jacksonville	Mariota
Dec. 16	W	N.Y. Giants	Mariota
Dec. 22	W	Washington	Mariota
Dec. 30	L	Indianapolis	Gabbert

**Mariota (7-6), Gabbert (2-1)**

### 2017 (9-7)

Date	W-L	Opponent	Starter
Sept. 10	L	Oakland	Mariota
Sept. 17	W	Jacksonville	Mariota
Sept. 24	W	Seattle	Mariota
Oct. 1	L	Houston	Mariota
Oct. 8	L	Miami	Cassel
Oct. 16	W	Indianapolis	Mariota
Oct. 22	W	Cleveland	Mariota
Nov. 5	W	Baltimore	Mariota
Nov. 12	W	Cincinnati	Mariota
Nov. 16	L	Pittsburgh	Mariota
Nov. 26	W	Indianapolis	Mariota
Dec. 3	W	Houston	Mariota
Dec. 10	L	Arizona	Mariota
Dec. 17	L	San Francisco	Mariota
Dec. 24	L	Los Angeles Rams	Mariota
Dec. 31	W	Jacksonville	Mariota

#### Wild Card

Jan. 6	W	Kansas City	Mariota
--------	---	-------------	---------

#### Divisional

Jan. 13	L	New England	Mariota
---------	---	-------------	---------

**Mariota (9-6, 1-1), Cassel (0-1)**

### 2016 (9-7)

Date	W-L	Opponent	Starter
Sept. 11	L	Minnesota	Mariota
Sept. 18	W	at Detroit	Mariota
Sept. 25	L	Oakland	Mariota
Oct. 2	L	at Houston	Mariota
Oct. 9	W	at Miami	Mariota
Oct. 16	W	Cleveland	Mariota
Oct. 23	L	Indianapolis	Mariota
Oct. 27	W	Jacksonville	Mariota
Nov. 6	L	at San Diego	Mariota
Nov. 13	W	Green Bay	Mariota
Nov. 20	L	at Indianapolis	Mariota
Nov. 27	W	at Chicago	Mariota
Dec. 11	W	Denver	Mariota
Dec. 18	W	at Kansas City	Mariota
Dec. 24	L	at Jacksonville	Mariota
Jan. 1	W	Houston	Cassel

**Mariota (8-7), Cassel (1-0)**

### 2015 (3-13)

Date	W-L	Opponent	Starter
Sept. 13	W	at Tampa Bay	Mariota
Sept. 20	L	at Cleveland	Mariota
Sept. 27	L	Indianapolis	Mariota
Oct. 11	L	Buffalo	Mariota
Oct. 18	L	Miami	Mariota
Oct. 25	L	Atlanta	Mettenberger
Nov. 1	L	at Houston	Mettenberger
Nov. 8	W	at New Orleans	Mariota
Nov. 15	L	Carolina	Mariota
Nov. 19	L	at Jacksonville	Mariota
Nov. 29	L	Oakland	Mariota
Dec. 6	W	Jacksonville	Mariota
Dec. 13	L	at N.Y. Jets	Mariota
Dec. 20	L	at New England	Mariota
Dec. 27	L	Houston	Mettenberger
Jan. 3	L	at Indianapolis	Mettenberger

**Mariota (3-9), Mettenberger (0-4)**

### 2014 (2-14)

Date	W-L	Opponent	Starter
Sept. 7	W	at Kansas City	Locker
Sept. 14	L	Dallas	Locker
Sept. 21	L	at Cincinnati	Locker
Sept. 28	L	at Indianapolis	Whitehurst
Oct. 5	L	Cleveland	Locker
Oct. 12	W	Jacksonville	Whitehurst
Oct. 19	L	at Washington	Whitehurst
Oct. 26	L	Houston	Mettenberger
Nov. 9	L	at Baltimore	Mettenberger
Nov. 17	L	Pittsburgh	Mettenberger
Nov. 23	L	at Philadelphia	Mettenberger
Nov. 30	L	at Houston	Mettenberger
Dec. 7	L	N.Y. Giants	Mettenberger
Dec. 14	L	N.Y. Jets	Locker
Dec. 18	L	at Jacksonville	Whitehurst
Dec. 28	L	Indianapolis	Whitehurst

**Locker (1-4), Whitehurst (1-4), Mettenberger (0-6)**

### 2013 (7-9)

Date	W-L	Opponent	Starter
Sept. 8	W	at Pittsburgh	Locker
Sept. 15	L	at Houston	Locker
Sept. 22	W	San Diego	Locker
Sept. 29	W	N.Y. Jets	Locker
Oct. 6	L	Kansas City	Fitzpatrick
Oct. 13	L	at Seattle	Fitzpatrick
Oct. 20	L	San Francisco	Locker

Nov. 3	W	at St. Louis	Locker
Nov. 10	L	Jacksonville	Locker
Nov. 14	L	Indianapolis	Fitzpatrick
Nov. 24	W	at Oakland	Fitzpatrick
Dec. 1	L	at Indianapolis	Fitzpatrick
Dec. 8	L	at Denver	Fitzpatrick
Dec. 15	L	Arizona	Fitzpatrick
Dec. 22	W	at Jacksonville	Fitzpatrick
Dec. 29	W	Houston	Fitzpatrick

**Locker (4-3), Fitzpatrick (3-6)**

### 2012 (6-10)

Date	W-L	Opponent	Starter
Sept. 9	L	New England	Locker
Sept. 16	L	at San Diego	Locker
Sept. 23	W	Detroit	Locker
Sept. 30	L	at Houston	Locker
Oct. 7	L	at Minnesota	Hasselbeck
Oct. 11	W	Pittsburgh	Hasselbeck
Oct. 21	W	at Buffalo	Hasselbeck
Oct. 28	L	Indianapolis	Hasselbeck
Nov. 4	L	Chicago	Hasselbeck
Nov. 11	W	at Miami	Locker
Nov. 25	L	at Jacksonville	Locker
Dec. 2	L	Houston	Locker
Dec. 9	L	at Indianapolis	Locker
Dec. 17	W	N.Y. Jets	Locker
Dec. 23	L	at Green Bay	Locker
Dec. 30	W	Jacksonville	Locker

**Locker (4-7), Hasselbeck (2-3)**

### 2011 (9-7)

Date	W-L	Opponent	Starter
Sept. 11	L	at Jacksonville	Hasselbeck
Sept. 18	W	Baltimore	Hasselbeck
Sept. 25	W	Denver	Hasselbeck
Oct. 2	W	at Cleveland	Hasselbeck
Oct. 9	L	at Pittsburgh	Hasselbeck
Oct. 23	L	Houston	Hasselbeck
Oct. 30	W	Indianapolis	Hasselbeck
Nov. 6	L	Cincinnati	Hasselbeck
Nov. 13	W	at Carolina	Hasselbeck
Nov. 20	L	at Atlanta	Hasselbeck
Nov. 27	W	Tampa Bay	Hasselbeck
Dec. 4	W	at Buffalo	Hasselbeck
Dec. 11	L	New Orleans	Hasselbeck
Dec. 18	L	at Indianapolis	Hasselbeck
Dec. 24	W	Jacksonville	Hasselbeck
Jan. 1	W	at Houston	Hasselbeck

**Hasselbeck (9-7)**

### 2010 (6-10)

Date	W-L	Opponent	Starter
Sept. 12	W	Oakland	Young
Sept. 19	L	Pittsburgh	Young
Sept. 26	W	at N.Y. Giants	Young
Oct. 3	L	Denver	Young
Oct. 10	W	at Dallas	Young
Oct. 18	W	at Jacksonville	Young
Oct. 24	W	Philadelphia	Collins
Oct. 31	L	at San Diego	Young
Nov. 14	L	at Miami	Collins
Nov. 21	L	Washington	Young
Nov. 28	L	at Houston	Smith
Dec. 5	L	Jacksonville	Collins
Dec. 9	L	Indianapolis	Collins
Dec. 19	W	Houston	Collins
Dec. 26	L	at Kansas City	Collins
Jan. 2	L	at Indianapolis	Collins

**Young (4-4), Collins (2-5), Smith (0-1)**

## YEAR-BY-YEAR STARTING QUARTERBACKS

### 2009 (8-8)

Date	W-L	Opponent	Starter
Sept. 10	L	at Pittsburgh	Collins
Sept. 20	L	Houston	Collins
Sept. 27	L	at N.Y. Jets	Collins
Oct. 4	L	at Jacksonville	Collins
Oct. 11	L	Indianapolis	Collins
Oct. 18	L	at New England	Collins
Nov. 1	W	Jacksonville	Young
Nov. 8	W	at San Francisco	Young
Nov. 15	W	Buffalo	Young
Nov. 23	W	at Houston	Young
Nov. 29	W	Arizona	Young
Dec. 6	L	at Indianapolis	Young
Dec. 13	W	St. Louis	Young
Dec. 20	W	Miami	Young
Dec. 25	L	San Diego	Young
Jan. 3	W	at Seattle	Young

**Young (8-2), Collins (0-6)**

### 2008 (13-3)

Date	W-L	Opponent	Starter
Sept. 7	W	Jacksonville	Young
Sept. 14	W	at Cincinnati	Collins
Sept. 21	W	Houston	Collins
Sept. 28	W	Minnesota	Collins
Oct. 5	W	at Baltimore	Collins
Oct. 19	W	at Kansas City	Collins
Oct. 27	W	Indianapolis	Collins
Nov. 2	W	Green Bay	Collins
Nov. 9	W	at Chicago	Collins
Nov. 16	W	at Jacksonville	Collins
Nov. 23	L	N.Y. Jets	Collins
Nov. 27	W	at Detroit	Collins
Dec. 7	W	Cleveland	Collins
Dec. 14	L	at Houston	Collins
Dec. 21	W	Pittsburgh	Collins
Dec. 28	L	at Indianapolis	Collins

#### Divisional

Jan. 10 L (P) Baltimore Collins

**Young (1-0), Collins (12-3, 0-1)**

### 2007 (10-6)

Date	W-L	Opponent	Starter
Sept. 9	W	at Jacksonville	Young
Sept. 16	L	Indianapolis	Young
Sept. 24	W	at New Orleans	Young
Oct. 7	W	Atlanta	Young
Oct. 14	L	at Tampa Bay	Young
Oct. 21	W	at Houston	Collins
Oct. 28	W	Oakland	Young
Nov. 4	W	Carolina	Young
Nov. 11	L	Jacksonville	Young
Nov. 19	L	at Denver	Young
Nov. 25	L	at Cincinnati	Young
Dec. 2	W	Houston	Young
Dec. 9	L	San Diego	Young
Dec. 16	W	at Kansas City	Young
Dec. 23	W	N.Y. Jets	Young
Dec. 30	W	at Indianapolis	Young

#### Wild Card

Jan. 6 L (P) at San Diego Young

**Young (9-6, 0-1), Collins (1-0)**

### 2006 (8-8)

Date	W-L	Opponent	Starter
Sept. 10	L	N.Y. Jets	Collins
Sept. 17	L	at San Diego	Collins
Sept. 24	L	at Miami	Collins
Oct. 1	L	Dallas	Young
Oct. 8	L	at Indianapolis	Young

Oct. 15	W	at Washington	Young
Oct. 29	W	Houston	Young
Nov. 5	L	at Jacksonville	Young
Nov. 12	L	Baltimore	Young
Nov. 19	W	at Philadelphia	Young
Nov. 26	W	N.Y. Giants	Young
Dec. 3	W	Indianapolis	Young
Dec. 10	W	at Houston	Young
Dec. 17	W	Jacksonville	Young
Dec. 24	W	at Buffalo	Young
Dec. 31	L	New England	Young

**Young (8-5), Collins (0-3)**

### 2005 (4-12)

Date	W-L	Opponent	Starter
Sept. 11	L	at Pittsburgh	McNair
Sept. 18	W	Baltimore	McNair
Sept. 25	L	at St. Louis	McNair
Oct. 2	L	Indianapolis	McNair
Oct. 9	W	at Houston	McNair
Oct. 16	L	Cincinnati	McNair
Oct. 23	L	at Arizona	Volek
Oct. 30	L	Oakland	McNair
Nov. 6	L	at Cleveland	McNair
Nov. 20	L	Jacksonville	McNair
Nov. 27	W	San Francisco	McNair
Dec. 4	L	at Indianapolis	McNair
Dec. 11	W	Houston	McNair
Dec. 18	L	Seattle	McNair
Dec. 24	L	at Miami	McNair
Jan. 1	L	at Jacksonville	Mauck

**McNair (4-10), Volek (0-1), Mauck (0-1)**

### 2004 (5-11)

Date	W-L	Opponent	Starter
Sept. 11	W	at Miami	McNair
Sept. 19	L	Indianapolis	McNair
Sept. 26	L	Jacksonville	McNair
Oct. 3	L	at San Diego	Volek
Oct. 11	W	at Green Bay	McNair
Oct. 17	L	Houston	McNair
Oct. 24	L	at Minnesota	McNair
Oct. 31	W	Cincinnati	Volek
Nov. 14	L	Chicago	Volek
Nov. 21	W	at Jacksonville	McNair
Nov. 28	L	at Houston	McNair
Dec. 5	L	at Indianapolis	Volek
Dec. 13	L	Kansas City	Volek
Dec. 19	L	at Oakland	Volek
Dec. 25	L	Denver	Volek
Jan. 2	W	Detroit	Volek

**Volek (2-6), McNair (3-5)**

### 2003 (12-4)

Date	W-L	Opponent	Starter
Sept. 7	W	Oakland	McNair
Sept. 14	L	at Indianapolis	McNair
Sept. 21	W	New Orleans	McNair
Sept. 28	W	at Pittsburgh	McNair
Oct. 5	L	at New England	McNair
Oct. 12	W	Houston	McNair
Oct. 19	W	at Carolina	McNair
Oct. 26	W	at Jacksonville	McNair
Nov. 9	W	Miami	McNair
Nov. 16	W	Jacksonville	McNair
Nov. 23	W	at Atlanta	McNair
Dec. 1	L	at N.Y. Jets	McNair
Dec. 7	L	at Indianapolis	McNair
Dec. 14	W	Buffalo	Volek
Dec. 21	W	at Houston	McNair
Dec. 28	W	Tampa Bay	O'Donnell

#### Wild Card

Jan. 3 W (P) at Baltimore McNair

#### Divisional

Jan. 10 L (P) at New England McNair

**McNair (10-4, 1-1), Volek (1-0), O'Donnell (1-0)**

### 2002 (11-5)

Date	W-L	Opponent	Starter
Sept. 8	W	Philadelphia	McNair
Sept. 15	L	at Dallas	McNair
Sept. 22	L	Cleveland	McNair
Sept. 28	L	at Oakland	McNair
Oct. 6	L	Washington	McNair
Oct. 13	W	Jacksonville	McNair
Oct. 27	W	at Cincinnati	McNair
Nov. 3	W	at Indianapolis	McNair
Nov. 10	W	Houston	McNair
Nov. 17	W	Pittsburgh	McNair
Nov. 24	L	at Baltimore	McNair
Dec. 1	W	at N.Y. Giants	McNair
Dec. 8	W	Indianapolis	McNair
Dec. 16	W	New England	McNair
Dec. 22	W	at Jacksonville	McNair
Dec. 29	W	at Houston	McNair

#### Divisional

Jan. 11 W (P) Pittsburgh McNair

#### AFC Championship

Jan. 19 L (P) at Oakland McNair

**McNair (11-5, 1-1)**

### 2001 (7-9)

Date	W-L	Opponent	Starter
Sept. 9	L	Miami	McNair
Sept. 23	L	at Jacksonville	O'Donnell
Oct. 7	L	at Baltimore	McNair
Oct. 14	W	Tampa Bay	McNair
Oct. 21	W	at Detroit	McNair
Oct. 29	L	at Pittsburgh	McNair
Nov. 4	W	Jacksonville	McNair
Nov. 12	L	Baltimore	McNair
Nov. 18	W	at Cincinnati	McNair
Nov. 25	L	Pittsburgh	McNair
Dec. 2	W	at Cleveland	McNair
Dec. 9	L	at Minnesota	McNair
Dec. 16	W	Green Bay	McNair
Dec. 22	W	at Oakland	McNair
Dec. 30	L	Cleveland	McNair
Jan. 6	L	Cincinnati	McNair

**McNair (7-8), O'Donnell (0-1)**

### 2000 (13-3)

Date	W-L	Opponent	Starter
Sept. 3	L	at Buffalo	McNair
Sept. 10	W	Kansas City	McNair
Sept. 24	W	at Pittsburgh	O'Donnell
Oct. 1	W	N.Y. Giants	McNair
Oct. 8	W	at Cincinnati	McNair
Oct. 16	W	Jacksonville	McNair
Oct. 22	W	at Baltimore	McNair
Oct. 30	W	at Washington	McNair
Nov. 5	W	Pittsburgh	McNair
Nov. 12	L	Baltimore	McNair
Nov. 19	W	Cleveland	McNair
Nov. 26	L	at Jacksonville	McNair
Dec. 3	W	at Philadelphia	McNair
Dec. 10	W	Cincinnati	McNair
Dec. 17	W	at Cleveland	McNair
Dec. 25	W	Dallas	McNair

#### Divisional

Jan. 7 L (P) Baltimore McNair

**McNair (12-3, 0-1), O'Donnell (1-0)**

## YEAR-BY-YEAR STARTING QUARTERBACKS

### 1999 (13-3)

Date	W-L	Opponent	Starter
Sept. 12	W	Cincinnati	McNair
Sept. 19	W	Cleveland	O'Donnell
Sept. 26	W	at Jacksonville	O'Donnell
Oct. 3	L	at San Francisco	O'Donnell
Oct. 10	W	Baltimore	O'Donnell
Oct. 17	W	at New Orleans	O'Donnell
Oct. 31	W	St. Louis	McNair
Nov. 7	L	at Miami	McNair
Nov. 14	W	at Cincinnati	McNair
Nov. 21	W	Pittsburgh	McNair
Nov. 28	W	at Cleveland	McNair
Dec. 5	L	at Baltimore	McNair
Dec. 9	W	Oakland	McNair
Dec. 19	W	Atlanta	McNair
Dec. 26	W	Jacksonville	McNair
Jan. 2	W	at Pittsburgh	McNair

#### Wild Card

Jan. 8 W (P) Buffalo McNair

#### Divisional

Jan. 16 W (P) at Indianapolis McNair

#### AFC Championship

Jan. 23 W (P) at Jacksonville McNair

#### Super Bowl XXXIV

Jan. 30 L (P) St. Louis McNair

**McNair (9-2, 3-1), O'Donnell (4-1)**

### 1998 (8-8)

Date	W-L	Opponent	Starter
Sept. 6	W	at Cincinnati	McNair
Sept. 13	L	San Diego	McNair
Sept. 20	L	at New England	McNair
Sept. 27	L	Jacksonville	McNair
Oct. 11	W	at Baltimore	McNair
Oct. 18	W	Cincinnati	McNair
Oct. 25	L	Chicago	McNair
Nov. 1	W	at Pittsburgh	McNair
Nov. 8	W	at Tampa Bay	McNair
Nov. 15	W	Pittsburgh	McNair
Nov. 22	L	N.Y. Jets	McNair
Nov. 29	L	at Seattle	McNair
Dec. 6	W	Baltimore	McNair
Dec. 13	W	at Jacksonville	McNair
Dec. 20	L	at Green Bay	McNair
Dec. 26	L	Minnesota	McNair

**McNair (8-8)**

### 1997 (8-8)

Date	W-L	Opponent	Starter
Aug. 31	W	Oakland	McNair
Sept. 7	L	at Miami	McNair
Sept. 21	L	Baltimore	McNair
Sept. 28	L	at Pittsburgh	McNair
Oct. 5	L	at Seattle	McNair
Oct. 12	W	Cincinnati	McNair
Oct. 19	W	Washington	McNair
Oct. 26	W	at Arizona	McNair
Nov. 2	L	Jacksonville	McNair
Nov. 9	W	N.Y. Giants	McNair
Nov. 16	L	at Jacksonville	McNair
Nov. 23	W	Buffalo	McNair
Nov. 27	W	at Dallas	McNair
Dec. 4	L	at Cincinnati	McNair
Dec. 14	L	at Baltimore	McNair
Dec. 21	W	Pittsburgh	McNair

**McNair (8-8)**

### 1996 (8-8)

Date	W-L	Opponent	Starter
Sept. 1	L	Kansas City	Chandler

Sept. 8	W	at Jacksonville	Chandler
Sept. 15	W	Baltimore	Chandler
Sept. 29	L	at Pittsburgh	Chandler
Oct. 6	W	at Cincinnati	Chandler
Oct. 13	W	at Atlanta	Chandler
Oct. 20	W	Pittsburgh	Chandler
Oct. 27	L	San Francisco	Chandler
Nov. 3	L	at Seattle	McNair
Nov. 10	W	at New Orleans	Chandler
Nov. 17	L	Miami	Chandler
Nov. 24	L	Carolina	Chandler
Dec. 1	W	N.Y. Jets	McNair
Dec. 8	L	Jacksonville	McNair
Dec. 15	L	Cincinnati	Chandler
Dec. 22	W	at Baltimore	McNair

**Chandler (6-6), McNair (2-2)**

### 1995 (7-9)

Date	W-L	Opponent	Starter
Sept. 3	W	at Jacksonville	Chandler
Sept. 10	L	Pittsburgh	Chandler
Sept. 17	L	Cleveland	Furrer
Sept. 24	W	at Cincinnati	Chandler
Oct. 1	L	Jacksonville	Chandler
Oct. 8	L	at Minnesota	Chandler
Oct. 22	L	at Chicago	Chandler
Oct. 29	W	Tampa Bay	Chandler
Nov. 5	W	at Cleveland	Chandler
Nov. 12	L	Cincinnati	Chandler
Nov. 19	L	at Kansas City	Chandler
Nov. 26	W	Denver	Chandler
Dec. 3	L	at Pittsburgh	Chandler
Dec. 10	L	Detroit	Chandler
Dec. 17	W	N.Y. Jets	McNair
Dec. 24	W	Buffalo	McNair

**Chandler (5-8), McNair (2-0), Furrer (0-1)**

### 1994 (2-14)

Date	W-L	Opponent	Starter
Sept. 4	L	at Indianapolis	Carlson
Sept. 11	L	at Dallas	Richardson
Sept. 18	L	Buffalo	Richardson
Sept. 25	W	Cincinnati	Carlson
Oct. 3	L	at Pittsburgh	Carlson
Oct. 13	L	Cleveland	Richardson
Oct. 24	L	at Philadelphia	Carlson
Oct. 30	L	at L.A. Raiders	Tolliver
Nov. 6	L	Pittsburgh	Carlson
Nov. 13	L	at Cincinnati	Tolliver
Nov. 21	L	N.Y. Giants	Tolliver
Nov. 27	L	at Cleveland	Tolliver
Dec. 4	L	Arizona	Tolliver
Dec. 11	L	Seattle	Tolliver
Dec. 18	L	at Kansas City	Tolliver
Dec. 24	W	N.Y. Jets	Richardson

**Tolliver (0-7), Carlson (1-4), Richardson (1-3)**

### 1993 (12-4)

Date	W-L	Opponent	Starter
Sept. 5	L	at New Orleans	Moon
Sept. 12	W	Kansas City	Moon
Sept. 19	L	at San Diego	Moon
Sept. 26	L	L.A. Rams	Moon
Oct. 11	L	at Buffalo	Moon
Oct. 17	W	at New England	Carlson
Oct. 24	W	Cincinnati	Moon
Nov. 7	W	Seattle	Moon
Nov. 14	W	at Cincinnati	Moon
Nov. 21	W	at Cleveland	Moon
Nov. 28	W	Pittsburgh	Moon
Dec. 5	W	Atlanta	Moon
Dec. 12	W	Cleveland	Moon

Dec. 19	W	at Pittsburgh	Moon
Dec. 25	W	at San Francisco	Moon
Jan. 2	W	N.Y. Jets	Carlson

#### Divisional

Jan. 16 L (P) Kansas City Moon

**Moon (10-4, 0-1), Carlson (2-0)**

### 1992 (10-6)

Date	W-L	Opponent	Starter
Sept. 6	L	Pittsburgh	Moon
Sept. 13	W	at Indianapolis	Moon
Sept. 20	W	Kansas City	Moon
Sept. 27	W	San Diego	Moon
Oct. 11	W	at Cincinnati	Moon
Oct. 18	L	at Denver	Moon
Oct. 25	W	Cincinnati	Moon
Nov. 1	L	at Pittsburgh	Moon
Nov. 8	L	Cleveland	Moon
Nov. 15	W	at Minnesota	Moon
Nov. 22	L	at Miami	Carlson
Nov. 29	W	at Detroit	Carlson
Dec. 7	W	Chicago	Carlson
Dec. 13	L	Green Bay	Carlson
Dec. 20	W	at Cleveland	Carlson
Dec. 27	W	Buffalo	Carlson

#### Wild Card

Jan. 3 L (P) at Buffalo Moon

**Moon (6-4, 0-1), Carlson (4-2)**

### 1991 (11-5)

Date	W-L	Opponent	Starter
Sept. 1	W	L.A. Raiders	Moon
Sept. 8	W	at Cincinnati	Moon
Sept. 16	W	Kansas City	Moon
Sept. 22	L	at New England	Moon
Oct. 6	W	Denver	Moon
Oct. 13	W	at N.Y. Jets	Moon
Oct. 20	W	at Miami	Moon
Oct. 27	W	Cincinnati	Moon
Nov. 3	L	at Washington	Moon
Nov. 10	W	Dallas	Moon
Nov. 17	W	Cleveland	Moon
Nov. 24	L	at Pittsburgh	Moon
Dec. 2	L	Philadelphia	Moon
Dec. 8	W	Pittsburgh	Moon
Dec. 15	W	at Cleveland	Moon
Dec. 21	L	at N.Y. Giants	Moon

#### Wild Card

Dec. 29 W (P) N.Y. Jets Moon

#### Divisional

Jan. 4 L (P) at Denver Moon

**Moon (11-5, 1-1)**

### 1990 (9-7)

Date	W-L	Opponent	Starter
Sept. 9	L	at Atlanta	Moon
Sept. 16	L	at Pittsburgh	Moon
Sept. 23	W	Indianapolis	Moon
Sept. 30	W	at San Diego	Moon
Oct. 7	L	San Francisco	Moon
Oct. 14	W	Cincinnati	Moon
Oct. 21	W	New Orleans	Moon
Oct. 28	L	N.Y. Jets	Moon
Nov. 4	L	at L.A. Rams	Moon
Nov. 18	W	at Cleveland	Moon
Nov. 25	W	Buffalo	Moon
Dec. 2	L	at Seattle	Moon
Dec. 9	W	Cleveland	Moon
Dec. 16	W	at Kansas City	Moon
Dec. 23	L	at Cincinnati	Moon
Dec. 30	W	Pittsburgh	Carlson

## YEAR-BY-YEAR STARTING QUARTERBACKS

**Wild Card**

Jan. 6	L (P)	at Cincinnati	Carlson
--------	-------	---------------	---------

**Moon (8-7), Carlson (1-0, 0-1)****1989 (9-7)**

Date	W-L	Opponent	Starter
Sept. 10	L	at Minnesota	Moon
Sept. 17	W	at San Diego	Moon
Sept. 24	L	Buffalo	Moon
Oct. 1	W	Miami	Moon
Oct. 8	L	at New England	Moon
Oct. 15	W	at Chicago	Moon
Oct. 22	W	Pittsburgh	Moon
Oct. 29	L	at Cleveland	Moon
Nov. 5	W	Detroit	Moon
Nov. 13	W	Cincinnati	Moon
Nov. 19	W	L.A. Raiders	Moon
Nov. 26	L	at Kansas City	Moon
Dec. 3	W	at Pittsburgh	Moon
Dec. 10	W	Tampa Bay	Moon
Dec. 17	L	at Cincinnati	Moon
Dec. 23	L	Cleveland	Moon

**Wild Card**

Dec. 31	L (P)	Pittsburgh	Moon
---------	-------	------------	------

**Moon (9-7, 0-1)****1988 (10-6)**

Date	W-L	Opponent	Starter
Sept. 4	W	at Indianapolis	Moon
Sept. 11	W	L.A. Raiders	Carlson
Sept. 18	L	at N.Y. Jets	Carlson
Sept. 25	W	New England	Carlson
Oct. 2	L	at Philadelphia	Carlson
Oct. 9	W	Kansas City	Carlson
Oct. 16	W	at Pittsburgh	Moon
Oct. 23	L	at Cincinnati	Moon
Oct. 30	W	Washington	Moon
Nov. 7	W	Cleveland	Moon
Nov. 13	L	at Seattle	Moon
Nov. 20	W	Phoenix	Moon
Nov. 24	W	at Dallas	Moon
Dec. 4	L	Pittsburgh	Moon
Dec. 11	W	Cincinnati	Moon
Dec. 18	L	at Cleveland	Moon

**Wild Card**

Dec. 24	W (P)	at Cleveland	Moon
---------	-------	--------------	------

**Divisional**

Jan. 1	L (P)	at Buffalo	Moon
--------	-------	------------	------

**Moon (7-4, 1-1), Carlson (3-2)****1987 (9-6)**

Date	W-L	Opponent	Starter
Sept. 13	W	L.A. Rams	Moon
Sept. 20	L	at Buffalo	Moon
Oct. 4	W	at Denver	Pease
Oct. 11	W	at Cleveland	Pease
Oct. 18	L	New England	Pease
Oct. 25	W	Atlanta	Moon
Nov. 1	W	at Cincinnati	Moon
Nov. 8	L	at San Francisco	Moon
Nov. 15	W	at Pittsburgh	Moon
Nov. 22	L	Cleveland	Moon
Nov. 29	L	at Indianapolis	Moon
Dec. 6	W	San Diego	Moon
Dec. 13	L	at New Orleans	Moon
Dec. 20	W	Pittsburgh	Moon
Dec. 27	W	Cincinnati	Moon

**Wild Card**

Jan. 3	W (P)	Seattle	Moon
--------	-------	---------	------

**Divisional**

Jan. 10	L (P)	at Denver	Moon
---------	-------	-----------	------

**Moon (7-5, 1-1), Pease (2-1)****1986 (5-11)**

Date	W-L	Opponent	Starter
Sept. 7	W	at Green Bay	Moon
Sept. 14	L	Cleveland	Moon
Sept. 21	L	at Kansas City	Moon
Sept. 28	L	Pittsburgh	Moon
Oct. 5	L	at Detroit	Moon
Oct. 12	L	Chicago	Moon
Oct. 19	L	at Cincinnati	Moon
Oct. 26	L	L.A. Raiders	Moon
Nov. 2	L	at Miami	Moon
Nov. 9	W	Cincinnati	Moon
Nov. 16	L	at Pittsburgh	Moon
Nov. 23	W	Indianapolis	Moon
Nov. 30	L	at Cleveland	Moon
Dec. 7	L	at San Diego	Luck
Dec. 14	W	Minnesota	Moon
Dec. 21	W	Buffalo	Moon

**Moon (5-10), Luck (0-1)****1985 (5-11)**

Date	W-L	Opponent	Starter
Sept. 8	W	Miami	Moon
Sept. 15	L	at Washington	Moon
Sept. 22	L	at Pittsburgh	Moon
Sept. 29	L	Dallas	Moon
Oct. 6	L	at Denver	Moon
Oct. 13	L	Cleveland	Moon
Oct. 20	W	Cincinnati	Moon
Oct. 27	W	at St. Louis	Moon
Nov. 3	W	Kansas City	Moon
Nov. 10	L	at Buffalo	Moon
Nov. 17	L	Pittsburgh	Moon
Nov. 24	W	San Diego	Luck
Dec. 1	L	at Cincinnati	Luck
Dec. 8	L	N.Y. Giants	Moon
Dec. 15	L	at Cleveland	Moon
Dec. 22	L	at Indianapolis	Moon

**Moon (4-10), Luck (1-1)****1984 (3-13)**

Date	W-L	Opponent	Starter
Sept. 2	L	L.A. Raiders	Moon
Sept. 9	L	Indianapolis	Moon
Sept. 16	L	at San Diego	Moon
Sept. 23	L	at Atlanta	Moon
Sept. 30	L	New Orleans	Moon
Oct. 7	L	at Cincinnati	Moon
Oct. 14	L	at Miami	Moon
Oct. 21	L	San Francisco	Moon
Oct. 28	L	Cincinnati	Moon
Nov. 4	L	at Pittsburgh	Moon
Nov. 11	W	at Kansas City	Moon
Nov. 18	W	N.Y. Jets	Moon
Nov. 25	L	at Cleveland	Moon
Dec. 2	W	Pittsburgh	Moon
Dec. 9	L	at L.A. Rams	Moon
Dec. 16	L	Cleveland	Moon

**Moon (3-13)****1983 (2-14)**

Date	W-L	Opponent	Starter
Sept. 4	L	Green Bay	Manning
Sept. 11	L	at L.A. Raiders	Manning
Sept. 18	L	Pittsburgh	Manning
Sept. 25	L	at Buffalo	Nielsen
Oct. 2	L	at Pittsburgh	Nielsen
Oct. 9	L	Denver	Nielsen
Oct. 16	L	at Minnesota	Nielsen
Oct. 23	L	Kansas City	Nielsen
Oct. 30	L	at Cleveland	Nielsen

Nov. 6	L	Cincinnati	Nielsen
Nov. 13	W	Detroit	Luck
Nov. 20	L	at Cincinnati	Luck
Nov. 27	L	at Tampa Bay	Luck
Dec. 4	L	Miami	Luck
Dec. 11	W	Cleveland	Luck
Dec. 18	L	at Baltimore	Luck

**Nielsen (0-7), Luck (2-4), Manning (0-3)****1982 (1-8)**

Date	W-L	Opponent	Starter
Sept. 12	L	at Cincinnati	Nielsen
Sept. 19	W	Seattle	Nielsen
Nov. 21	L	Pittsburgh	Nielsen
Nov. 28	L	at New England	Manning
Dec. 5	L	at N.Y. Giants	Manning
Dec. 13	L	Dallas	Manning
Dec. 19	L	at Philadelphia	Manning
Dec. 26	L	Cleveland	Manning
Jan. 2	L	Cincinnati	Nielsen

**Nielsen (1-3), Manning (0-5)****1981 (7-9)**

Date	W-L	Opponent	Starter
Sept. 6	W	at L.A. Rams	Stabler
Sept. 13	W	at Cleveland	Stabler
Sept. 20	L	Miami	Stabler
Sept. 27	L	at N.Y. Jets	Stabler
Oct. 4	W	Cincinnati	Stabler
Oct. 11	W	Seattle	Stabler
Oct. 18	L	at New England	Stabler
Oct. 26	L	at Pittsburgh	Stabler
Nov. 1	L	at Cincinnati	Stabler
Nov. 8	W	Oakland	Reaves
Nov. 15	L	at Kansas City	Reaves
Nov. 22	L	New Orleans	Stabler
Nov. 29	L	Atlanta	Stabler
Dec. 3	W	Cleveland	Stabler
Dec. 13	L	at San Francisco	Nielsen
Dec. 20	W	Pittsburgh	Nielsen

**Stabler (5-7), Reaves (1-1), Nielsen (1-1)****1980 (11-5)**

Date	W-L	Opponent	Starter
Sept. 7	L	at Pittsburgh	Stabler
Sept. 15	W	at Cleveland	Stabler
Sept. 21	W	Baltimore	Stabler
Sept. 28	W	at Cincinnati	Stabler
Oct. 5	L	Seattle	Stabler
Oct. 12	L	at Kansas City	Stabler
Oct. 19	W	Tampa Bay	Stabler
Oct. 26	W	Cincinnati	Stabler
Nov. 2	W	at Denver	Stabler
Nov. 10	W	New England	Stabler
Nov. 16	W	at Chicago	Stabler
Nov. 23	L	at N.Y. Jets	Stabler
Nov. 30	L	Cleveland	Stabler
Dec. 4	W	Pittsburgh	Stabler
Dec. 14	W	at Green Bay	Stabler
Dec. 21	W	Minnesota	Stabler

**Wild Card**

Dec. 28	L (P)	at Oakland	Stabler
---------	-------	------------	---------

**Stabler (11-5, 0-1)****1979 (11-5)**

Date	W-L	Opponent	Starter
Sept. 2	W	at Washington	Pastorini
Sept. 9	L	at Pittsburgh	Pastorini
Sept. 16	W	Kansas City	Nielsen
Sept. 23	W	at Cincinnati	Pastorini
Sept. 30	W	Cleveland	Pastorini

## YEAR-BY-YEAR STARTING QUARTERBACKS

Oct. 7	L	St. Louis	Pastorini
Oct. 14	W	at Baltimore	Pastorini
Oct. 21	L	at Seattle	Pastorini
Oct. 28	W	N.Y. Jets	Pastorini
Nov. 5	W	at Miami	Pastorini
Nov. 11	W	Oakland	Pastorini
Nov. 18	W	Cincinnati	Pastorini
Nov. 22	W	at Dallas	Pastorini
Dec. 2	L	at Cleveland	Pastorini
Dec. 10	W	Pittsburgh	Pastorini
Dec. 16	L	Philadelphia	Pastorini

**Wild Card**

Dec. 23	W (P)	Denver	Pastorini
---------	-------	--------	-----------

**Divisional**

Dec. 29	W (P)	at San Diego	Nielsen
---------	-------	--------------	---------

**AFC Championship**

Jan. 6	L (P)	at Pittsburgh	Pastorini
--------	-------	---------------	-----------

**Pastorini (10-5, 1-1), Nielsen (1-0, 1-0)****1978 (10-6)**

Date	W-L	Opponent	Starter
Sept. 3	L	at Atlanta	Pastorini
Sept. 10	W	at Kansas City	Pastorini
Sept. 17	W	San Francisco	Pastorini
Sept. 24	L	L.A. Rams	Pastorini
Oct. 1	W	at Cleveland	Pastorini
Oct. 8	L	at Oakland	Pastorini
Oct. 15	W	Buffalo	Pastorini
Oct. 23	W	at Pittsburgh	Pastorini
Oct. 29	L	at Cincinnati	Pastorini
Nov. 5	W	Cleveland	Pastorini
Nov. 12	W	at New England	Pastorini
Nov. 20	W	Miami	Pastorini
Nov. 26	W	Cincinnati	Pastorini
Dec. 3	L	Pittsburgh	Pastorini
Dec. 10	W	at New Orleans	Pastorini
Dec. 17	L	San Diego	Pastorini

**Wild Card**

Dec. 24	W (P)	at Miami	Pastorini
---------	-------	----------	-----------

**Divisional**

Dec. 31	W (P)	at New England	Pastorini
---------	-------	----------------	-----------

**AFC Championship**

Jan. 7	L (P)	at Pittsburgh	Pastorini
--------	-------	---------------	-----------

**Pastorini (10-6, 2-1)****1977 (8-6)**

Date	W-L	Opponent	Starter
Sept. 18	W	N.Y. Jets	Pastorini
Sept. 25	W	at Green Bay	Pastorini
Oct. 2	L	at Miami	Pastorini
Oct. 9	W	Pittsburgh	Pastorini
Oct. 16	L	Cleveland	Hadl
Oct. 23	L	at Pittsburgh	Pastorini
Oct. 30	L	at Cincinnati	Hadl
Nov. 6	W	Chicago	Pastorini
Nov. 13	L	at Oakland	Pastorini
Nov. 20	W	at Seattle	Pastorini
Nov. 27	W	Kansas City	Pastorini
Dec. 4	L	Denver	Pastorini
Dec. 11	W	at Cleveland	Pastorini
Dec. 18	W	Cincinnati	Pastorini

**Pastorini (8-4), Hadl (0-2)****1976 (5-9)**

Date	W-L	Opponent	Starter
Sept. 12	W	Tampa Bay	Pastorini
Sept. 19	W	at Buffalo	Pastorini
Sept. 26	L	Oakland	Pastorini
Oct. 3	W	at New Orleans	Pastorini
Oct. 10	W	Denver	Pastorini
Oct. 17	L	at San Diego	Pastorini
Oct. 24	L	Cincinnati	Pastorini

Nov. 1	L	at Baltimore	Pastorini
Nov. 7	L	Cleveland	Pastorini
Nov. 14	L	at Cincinnati	Hadl
Nov. 21	L	at Pittsburgh	Hadl
Nov. 28	W	Atlanta	Hadl
Dec. 5	L	at Cleveland	Hadl
Dec. 11	L	Pittsburgh	Pastorini

**Pastorini (4-6), Hadl (1-3)****1975 (10-4)**

Date	W-L	Opponent	Starter
Sept. 21	W	at New England	Pastorini
Sept. 28	W	San Diego	Pastorini
Oct. 5	L	Cincinnati	Pastorini
Oct. 12	W	at Cleveland	Pastorini
Oct. 19	W	Washington	Pastorini
Oct. 26	W	Detroit	Pastorini
Nov. 2	W	at Kansas City	Pastorini
Nov. 9	L	at Pittsburgh	Pastorini
Nov. 16	W	Miami	Pastorini
Nov. 24	L	Pittsburgh	Pastorini
Nov. 30	L	at Cincinnati	Pastorini
Dec. 7	W	at San Francisco	Pastorini
Dec. 14	W	at Oakland	Pastorini
Dec. 21	W	Cleveland	Pastorini

**Pastorini (10-4)****1974 (7-7)**

Date	W-L	Opponent	Starter
Sept. 15	W	San Diego	Dickey
Sept. 22	L	at Cleveland	Dickey
Sept. 29	L	Kansas City	Dickey
Oct. 6	L	Pittsburgh	Dickey
Oct. 13	L	at Minnesota	Pastorini
Oct. 20	L	St. Louis	Pastorini
Oct. 27	W	at Cincinnati	Pastorini
Nov. 3	W	at N.Y. Jets	Pastorini
Nov. 10	W	at Buffalo	Pastorini
Nov. 17	W	Cincinnati	Pastorini
Nov. 24	L	Dallas	Pastorini
Dec. 1	W	at Pittsburgh	Pastorini
Dec. 8	L	at Denver	Pastorini
Dec. 15	W	Cleveland	Pastorini

**Pastorini (6-4), Dickey (1-3)****1973 (1-13)**

Date	W-L	Opponent	Starter
Sept. 16	L	at N.Y. Giants	Pastorini
Sept. 23	L	at Cincinnati	Pastorini
Sept. 30	L	Pittsburgh	Pastorini
Oct. 7	L	L.A. Rams	Pastorini
Oct. 14	L	Denver	Pastorini
Oct. 21	L	at Cleveland	Pastorini
Oct. 28	L	at Chicago	Pastorini
Nov. 4	W	at Baltimore	Dickey
Nov. 11	L	Cleveland	Dickey
Nov. 18	L	at Kansas City	Dickey
Nov. 25	L	New England	Dickey
Dec. 2	L	Oakland	Pastorini
Dec. 9	L	at Pittsburgh	Pastorini
Dec. 16	L	Cincinnati	Pastorini

**Pastorini (0-10), Dickey (1-3)****1972 (1-13)**

Date	W-L	Opponent	Starter
Sept. 17	L	at Denver	Pastorini
Sept. 24	L	at Miami	Pastorini
Oct. 1	W	N.Y. Jets	Pastorini
Oct. 9	L	Oakland	Pastorini
Oct. 15	L	at Pittsburgh	Pastorini
Oct. 22	L	Cleveland	Pastorini

Oct. 29	L	at Cincinnati	Pastorini
Nov. 5	L	at Cleveland	Pastorini
Nov. 12	L	Philadelphia	Pastorini
Nov. 19	L	Green Bay	Pastorini
Nov. 26	L	at San Diego	Pastorini
Dec. 3	L	at Atlanta	Nix
Dec. 10	L	Pittsburgh	Pastorini
Dec. 17	L	Cincinnati	Nix

**Pastorini (1-11), Nix (0-2)****1971 (4-9-1)**

Date	W-L	Opponent	Starter
Sept. 19	L	at Cleveland	Johnson
Sept. 26	L	Kansas City	Johnson
Oct. 3	T	New Orleans	Dickey
Oct. 10	L	at Washington	Johnson
Oct. 17	L	Detroit	Pastorini
Oct. 24	L	at Pittsburgh	Pastorini
Oct. 31	W	Cincinnati	Pastorini
Nov. 7	L	at New England	Pastorini
Nov. 14	L	at Oakland	Dickey
Nov. 21	L	at Cincinnati	Pastorini
Nov. 28	L	Cleveland	Johnson
Dec. 5	W	Pittsburgh	Pastorini
Dec. 12	W	at Buffalo	Pastorini
Dec. 19	W	San Diego	Pastorini

**Johnson (0-4), Pastorini (4-4), Dickey (0-1-1)****1970 (3-10-1)**

Date	W-L	Opponent	Starter
Sept. 20	W	at Pittsburgh	Johnson
Sept. 27	L	Miami	Johnson
Oct. 4	W	at Cincinnati	Johnson
Oct. 11	L	Baltimore	Johnson
Oct. 18	L	Pittsburgh	Johnson
Oct. 25	T	at San Diego	Rhyme
Nov. 1	L	at St. Louis	Rhyme
Nov. 8	L	at Kansas City	Johnson
Nov. 15	L	San Francisco	Johnson
Nov. 22	L	at Cleveland	Johnson
Nov. 29	W	Denver	Johnson
Dec. 7	L	Cleveland	Johnson
Dec. 13	L	Cincinnati	Rhyme
Dec. 20	L	at Dallas	Rhyme

**Johnson (3-7), Rhyme (0-3-1)****1969 (6-6-2)**

Date	W-L	Opponent	Starter
Sept. 14	L	at Oakland	Beathard
Sept. 21	W	at Buffalo	Beathard
Sept. 28	W	Miami	Beathard
Oct. 5	W	Buffalo	Beathard
Oct. 12	L	at Kansas City	Beathard
Oct. 20	L	at N.Y. Jets	Beathard
Oct. 26	W	Denver	Beathard
Nov. 2	L	at Boston	Beathard
Nov. 9	T	Cincinnati	Trull
Nov. 16	T	at Denver	Trull
Nov. 23	W	at Miami	Beathard
Nov. 27	L	San Diego	Beathard
Dec. 6	L	N.Y. Jets	Trull
Dec. 14	W	Boston	Beathard

**Playoff**

Dec. 21	L (P)	at Oakland	Beathard
---------	-------	------------	----------

**Beathard (6-5, 0-1), Trull (0-1-2)****1968 (7-7)**

Date	W-L	Opponent	Starter
Sept. 9	L	Kansas City	Beathard
Sept. 14	W	at Miami	Beathard
Sept. 21	L	at San Diego	Beathard



## YEAR-BY-YEAR STARTING QUARTERBACKS

Sept. 29	L	Oakland	Beathard
Oct. 6	L	Miami	Davis
Oct. 13	W	at Boston	Davis
Oct. 20	L	N.Y. Jets	Davis
Oct. 27	W	at Buffalo	Trull
Nov. 3	W	at Cincinnati	Trull
Nov. 10	L	at N.Y. Jets	Trull
Nov. 17	W	Denver	Beathard
Nov. 28	L	at Kansas City	Beathard
Dec. 7	W	Buffalo	Beathard
Dec. 15	W	Boston	Trull

**Beathard (3-4), Trull (3-1), Davis (1-2)**

### 1967 (9-4-1)

Date	W-L	Opponent	Starter
Sept. 9	L	Kansas City	Lee
Sept. 17	W	at Buffalo	Lee
Sept. 24	L	at San Diego	Lee
Oct. 1	W	Denver	Davis
Oct. 15	T	at N.Y. Jets	Davis
Oct. 22	W	at Kansas City	Beathard
Oct. 29	W	Buffalo	Beathard
Nov. 5	L	at Boston	Beathard
Nov. 12	W	at Denver	Beathard
Nov. 26	W	Boston	Beathard
Dec. 3	W	Miami	Beathard
Dec. 10	L	Oakland	Beathard
Dec. 16	W	San Diego	Beathard
Dec. 23	W	at Miami	Beathard

#### AFL Championship

Dec. 31	L (P)	at Oakland	Beathard
---------	-------	------------	----------

**Beathard (7-2, 0-1), Lee (1-2), Davis (1-0-1)**

### 1966 (3-11)

Date	W-L	Opponent	Starter
Sept. 3	W	Denver	Blanda
Sept. 10	W	Oakland	Blanda
Sept. 18	L	at N.Y. Jets	Blanda
Sept. 25	L	at Buffalo	Blanda
Oct. 2	L	at Denver	Blanda
Oct. 16	W	N.Y. Jets	Blanda
Oct. 23	L	Miami	Blanda
Oct. 30	L	at Kansas City	Blanda
Nov. 6	L	at Oakland	Trull
Nov. 13	L	at Boston	Trull
Nov. 20	L	Buffalo	Trull
Dec. 4	L	San Diego	Trull
Dec. 11	L	Boston	Humphrey
Dec. 18	L	at Miami	Trull

**Blanda (3-5), Trull (0-5), Humphrey (0-1)**

### 1965 (4-10)

Date	W-L	Opponent	Starter
Sept. 12	W	N.Y. Jets	Blanda
Sept. 19	W	Boston	Blanda
Sept. 26	L	at Oakland	Blanda
Oct. 3	L	at San Diego	Blanda
Oct. 17	L	at Denver	Blanda
Oct. 24	W	Kansas City	Trull
Oct. 31	W	at Buffalo	Trull
Nov. 7	L	Oakland	Blanda
Nov. 14	L	Denver	Blanda
Nov. 21	L	at N.Y. Jets	Blanda
Nov. 28	L	at Kansas City	Blanda
Dec. 5	L	Buffalo	Blanda
Dec. 12	L	San Diego	Trull
Dec. 18	L	at Boston	Blanda

**Blanda (2-9), Trull (2-1)**

### 1964 (4-10)

Date	W-L	Opponent	Starter
Sept. 12	L	at San Diego	Blanda
Sept. 19	W	Oakland	Blanda
Sept. 27	W	at Denver	Blanda
Oct. 4	L	at Kansas City	Blanda
Oct. 11	L	Buffalo	Blanda
Oct. 17	L	at N.Y. Jets	Blanda
Oct. 25	L	San Diego	Blanda
Nov. 1	L	at Buffalo	Blanda
Nov. 6	L	at Boston	Blanda
Nov. 15	L	at Oakland	Blanda
Nov. 22	L	Kansas City	Trull
Nov. 29	L	Boston	Blanda
Dec. 13	W	N.Y. Jets	Blanda
Dec. 20	W	Denver	Blanda

**Blanda (4-9), Trull (0-1)**

### 1963 (6-8)

Date	W-L	Opponent	Starter
Sept. 7	L	Oakland	Blanda
Sept. 14	W	Denver	Blanda
Sept. 22	L	at N.Y. Jets	Blanda
Sept. 28	W	Buffalo	Blanda
Oct. 6	L	Kansas City	Blanda
Oct. 13	W	Denver	Blanda
Oct. 20	W	Buffalo	Blanda
Oct. 27	W	Kansas City	Blanda
Nov. 1	L	at Boston	Blanda
Nov. 10	W	N.Y. Jets	Blanda
Dec. 1	L	at San Diego	Blanda
Dec. 8	L	Boston	Blanda
Dec. 15	L	San Diego	Lee
Dec. 22	L	at Oakland	Blanda

**Blanda (6-7), Lee (0-1)**

### 1962 (11-3)

Date	W-L	Opponent	Starter
Sept. 9	W	at Buffalo	Blanda
Sept. 16	L	at Boston	Blanda
Sept. 23	W	at San Diego	Blanda
Oct. 7	W	Buffalo	Blanda
Oct. 14	W	N.Y. Titans	Blanda
Oct. 21	L	at Denver	Blanda
Oct. 28	L	Dallas	Blanda
Nov. 4	W	at Dallas	Blanda
Nov. 11	W	at Oakland	Blanda
Nov. 18	W	Boston	Blanda
Nov. 25	W	San Diego	Blanda
Dec. 2	W	Denver	Blanda
Dec. 9	W	Oakland	Blanda
Dec. 15	W	at N.Y. Titans	Blanda

#### AFL Championship

Dec. 23	L (P)	Dallas	Blanda
---------	-------	--------	--------

**Blanda (11-3, 0-1)**

### 1961 (10-3-1)

Date	W-L	Opponent	Starter
Sept. 9	W	Oakland	Blanda
Sept. 24	L	at San Diego	Blanda
Oct. 1	L	at Dallas	Blanda
Oct. 8	L	Buffalo	Lee
Oct. 13	T	at Boston	Lee
Oct. 22	W	Dallas	Lee
Oct. 29	W	at Buffalo	Blanda
Nov. 5	W	at Denver	Blanda
Nov. 12	W	Boston	Blanda
Nov. 19	W	N.Y. Titans	Blanda
Nov. 26	W	Denver	Blanda
Dec. 3	W	San Diego	Blanda
Dec. 10	W	at N.Y. Titans	Blanda

Dec. 17	W	at Oakland	Blanda
---------	---	------------	--------

#### AFL Championship

Dec. 24	W (P)	at San Diego	Blanda
---------	-------	--------------	--------

**Blanda (9-2, 1-0), Lee (1-1-1)**

### 1960 (10-4)

Date	W-L	Opponent	Starter
Sept. 11	W	at Oakland	Blanda
Sept. 18	W	L.A. Chargers	Blanda
Sept. 25	L	Oakland	Blanda
Oct. 9	W	N.Y. Titans	Blanda
Oct. 16	W	Dallas	Blanda
Oct. 23	W	at N.Y. Titans	Blanda
Oct. 30	L	at Buffalo	Blanda
Nov. 6	W	at Denver	Blanda
Nov. 13	L	at L.A. Chargers	Blanda
Nov. 20	W	Denver	Lee
Nov. 25	W	at Boston	Lee
Dec. 4	L	at Dallas	Lee
Dec. 11	W	Buffalo	Blanda
Dec. 18	W	Boston	Blanda

#### AFL Championship

Jan. 1	W (P)	L.A. Chargers	Blanda
--------	-------	---------------	--------

**Blanda (8-3, 1-0), Lee (2-1)**

## ALL-TIME ALL-PRO SELECTIONS

### AFL ALL-PRO

- 1960** George Blanda, QB (Honorable Mention, UPI)  
 Billy Cannon, RB (Second Team, UPI, OF)  
 Mike Dukes, LB (First Team, UPI)  
 Don Floyd, DE (Honorable Mention, UPI)  
 Bill Groman, E (First Team, UPI, OF)  
 Charlie Hennigan, RB (Honorable Mention, UPI)  
 Al Jamison, T (First Team, AP, Second Team OF)  
 Mark Johnston, S (First Team, AP, Second Team, UPI, OF)  
 Rich Michael, T (First Team, UPI, OF)  
 Dennit Morris, LB (Second Team OF, Honorable Mention, UPI)  
 Jim Norton, S (Honorable Mention, UPI)  
 Hugh Pitts, LB (Honorable Mention, UPI)  
 Dave Smith, (First Team, AP, UPI, OF)  
 Julian Spence, CB (First Team, UPI)  
 Orville Trask, DT (Second Team, UPI, OF)  
 Fred Wallner, T (Honorable Mention, UPI)
- 1961** Tony Banfield, CB (First Team, AP, UPI, OF, SN, Second Team, NY)  
 George Blanda, QB (First Team, AP, UPI, OF, SN, NY)  
 Billy Cannon, HB (First Team, AP, UPI, OF, SN, NY)  
 Don Floyd, DE (First Team, OF)  
 Bill Groman, E (First Team, AP, SN, Second Team, UPI, NY)  
 Charlie Hennigan, E (First Team, AP, UPI, OF, SN, NY)  
 Ed Husmann, DT (Second Team, UPI, NY)  
 Al Jamison, T (First Team, AP, UPI, OF, SN, NY)  
 Mark Johnston, S (First Team, NY)  
 Jim Norton, S (Second Team, UPI, NY)  
 Bob Schmidt, C (Second Team, OF)  
 Bob Talamini, G (Second Team, OF, UPI)  
 Charley Tolar, FB (Second Team, UPI, OF)
- 1962** Tony Banfield, CB, (First Team, AP, UPI, OF)  
 George Blanda, QB (Second Team, AP, UPI)  
 Doug Cline, OLB (Second Team, AP UPI)  
 Don Floyd, DE (First Team, AP, UPI, OF)  
 Charlie Hennigan, E (First Team, AP, UPI, OF)  
 Ed Husmann, DT (First Team AP, UPI)  
 Al Jamison, T (First Team, AP, UPI)  
 Jim Norton, S (First Team, UPI, Second Team, AP)  
 Bob Schmidt, C (Second Team, AP, UPI)  
 Bob Talamini, G (First Team UPI, OF)  
 Charley Tolar, FB (Second Team, AP, UPI)
- 1963** Tony Banfield, CB (First Team, AP, UPI, OF, PF)  
 George Blanda, QB (Second Team, AP, NY)  
 Doug Cline, OLB (Second Team, AP, NY, UPI)  
 Don Floyd, DE (Second Team, NY)  
 Fred Glick, S (First Team, AP, UPI, OF, NEA, NY)  
 Charlie Hennigan, E (Second Team, NEA, NY, Honorable Mention, AP)  
 Ed Husmann, DT (Second Team, UPI)  
 Bobby Jancik, S (Second Team, NY, Honorable Mention, AP, UPI)  
 Rich Michael, T (Honorable Mention, UPI)  
 Bob Schmidt, C (Second Team, UPI, NEA)  
 Bob Talamini, G (First Team, AP, OF, NEA, NY, Second Team, UPI)  
 Hogan Wharton, G (Honorable Mention, AP)
- 1964** Sonny Bishop, T (Second Team, UPI)  
 Sid Blanks, T (Second Team, UPI)  
 Don Floyd, DE (Second Team, UPI)  
 Fred Glick, S (First Team, OF, Second Team, NEA)  
 Charlie Hennigan, E (First Team, AP, UPI, NEA, OF, NY)  
 Pete Jaquess, CB (Second Team, AP)  
 Bob Talamini, G (First Team, NEA, OF, Second Team, AP, UPI, NY)
- 1965** Sonny Bishop, G (Second Team, NY)  
 Ode Burrell, RB (Second Team, NY)  
 Willie Frazier, TE (First Team, AP, UPI, OF, NEA, NY)  
 W.K. Hicks, CB (Second Team, AP, UPI, NY)  
 Bob Talamini, G (First Team, AP, UPI, OF, NY)
- 1966** Johnny Baker, OLB (Second Team, NEA)  
 George Blanda, K (Second Team, NY)  
 Walter Suggs, T (Second Team, UPI, NEA)  
 Bob Talamini, G (First Team, OF, Second Team, UPI, NEA, NY)
- 1967** Miller Farr, CB (First Team, AP, UPI, NEA, SN, FN, NY, DE)

### LEGEND

- AP** - Associated Press  
**CP** - College & Pro Football Newsweekly  
**DMN** - Dallas Morning News  
**DB** - Dick Butkus Football Network  
**DE** - Detroit News  
**DH** - Don Heinrich (Pro Football Scouts)  
**DP** - Diet Pepsi Rookie Rookie of the Year  
**DZ** - Paul Zimmerman (N.Y. Post, 1969 -78; Sports Ill., 1979-present)  
**FD** - Football Digest  
**FI** - NFL Films  
**FN** - Football News  
**FO** - Gordon Forbes, USA Today  
**FW** - Pro Football Weekly  
**FX** - Larry Fox, N.Y. Daily News  
**GN** - Gannett News Service  
**HF** - Pro Football Hall of Fame  
**JT** - Joe Theismann  
**NA** - The National  
**NBC** - NBC Sports.com  
**NEA** - Newspaper Enterprise Association  
**NY** - New York Daily News  
**OA** - Bob Oates, L.A. Times  
**OF** - Official AFL Team  
**PF** - Pro Football Digest  
**PK** - Peter King, Sports Illust.  
**RS** - Pamela Robbins Scott  
**SI** - Sports Illustrated  
**SN** - The Sporting News  
**TP** - Topps All-Pro Team  
**UPI** - United Press International  
**USA** - USA Today  
**WA** - Pro Football Writers of America

- Hoyle Granger, RB (Second Team, AP, UPI, NEA)  
 Pat Holmes, DE (First Team, AP, UPI, NEA, FN, DE, Second Team, SN, NY)  
 Bobby Maples, C (Second Team, AP, UPI, NY)  
 Jim Norton, S (First Team, FN, DE, Second Team, AP, UPI, NY)  
 Walter Suggs, T (First Team, SN, FN, Second Team, AP, UPI, NEA)  
 Bob Talamini, G (First Team, AP, UPI, NEA, SN, FN, DE)  
 George Webster, OL (First Team, AP, UPI, NEA, SN, FN, NY, DE)
- 1968** Miller Farr, CB (First Team, PF, AP, UPI, NEA, SN, FN, NY, FW)  
 Hoyle Granger, RB (Second Team, FN)  
 Ken Houston, S (Second Team, SN, NEA)  
 Alvin Reed, TE (First Team, SN, FN, NY, Second Team, AP, UPI)  
 Walter Suggs, T (First Team, SN, Second Team, AP, UPI, NEA, FN)  
 George Webster, OLB (First Team, PF, WA, AP, UPI, NEA, SN, FN, NY, FW)
- 1969** Elvin Bethea, DE (Second Team, UPI)  
 Sonny Bishop, G (Second Team, SN, Honorable Mention, UPI)  
 Garland Boyette, MLB (Honorable Mention, UPI)  
 Miller Farr, CB (First Team, SN, Second Team, AP, UPI, NEA, NY, SI)  
 Hoyle Granger, RB (Second Team, SI, Honorable Mention, UPI, PF)  
 Ken Houston, S (First Team, NY, SI, Second Team, AP, UPI, SN,

## ALL-TIME ALL-PRO SELECTIONS

FN)  
 Alvin Reed, TE (First Team, SN, Second Team, AP, UPI, NEA, NY, SI, PF)  
 Tom Regner, G (Honorable Mention, UPI)  
 George Webster, OLB (First Team, WA, AP, UPI, NEA, SN, NY, SI, PF, Second Team, HF, NEA)  
 Walter Suggs, T (Second Team, AP, UPI, NEA, NY)

### NFL ALL-PRO

**1970** Ken Houston, S (Second Team, NEA)  
**1971** Ken Houston, S (First Team, DZ, TP, FW, Second Team, WA, NEA, FN)  
**1972** Ken Houston, S (Second Team, WA, NEA)  
**1973** Elvin Bethea, DE (Second Team, NEA)  
**1975** Elvin Bethea, DE (First Team, FN, CP, Second Team, AP, NEA)  
 Robert Brazile, OLB (First Team, DZ)  
 Curley Culp, DT (First Team, AP, WA, NEA, NY, FW)  
 Billy Johnson, KR (First Team, FW, Second Team, FN)  
**1976** Robert Brazile, OLB (First Team, WA, FN, NY, Second Team, AP)  
**1977** Robert Brazile, OLB (First Team, NEA, Second Team, AP)  
 Ken Burrough, WR (Second Team, AP, NEA)  
 Curley Culp, DT (Second Team, NEA)  
 Billy Johnson, KR (First Team, AP, WA, TP, NY, FX, CP, RS, FW)  
**1978** Elvin Bethea, DE (Second Team, NEA)  
 Robert Brazile, OLB (First Team, AP, WA, NEA, CP, FW)  
 Earl Campbell, RB (First Team, AP, WA, NEA, CP, DZ, NY, FX, FW)  
 Curley Culp, DT (Second Team, AP, NEA)  
**1979** Elvin Bethea, DE (Second Team, AP)  
 Robert Brazile, OLB (First Team, AP, FW, NEA, WA)  
 Earl Campbell, RB (First Team, AP, SN, FW, NEA, WA)  
 Curly Culp, DT (Second Team, AP)  
 Toni Fritsch, PK (First Team, AP, WA, NEA, DZ)  
 Leon Gray, T (First Team, AP, WA, NEA, CP, FW)  
 Vernon Perry, S (First Team, DZ)  
 Mike Reinfeldt, S (First Team, AP, WA, NEA, CP, NY, FX, FW)  
**1980** Gregg Bingham, ILB (First Team, FX)  
 Robert Brazile, OLB (First Team, WA, NEA, SN, CP, FD, FX, FW, Second Team, AP)  
 Earl Campbell, RB (First Team, AP, WA, NEA, SN, CP, FD, DZ, NY, FX, FW)  
 Leon Gray, T (First Team, AP, WA, SN, FD, FW, Second Team, NEA)  
 Bob Young, G (First Team, FD)  
**1981** Gregg Bingham, ILB (Honorable Mention, DH)  
 Robert Brazile, OLB (Second Team, AP, DH)  
 Earl Campbell, RB (First Team, CP, Second Team, DH)  
 Dave Casper, TE (Honorable Mention, DH)  
 Vernon Perry, S (First Team, CP, Honorable Mention, DH)  
**1982** Earl Campbell, RB (Honorable Mention, DH)  
 Dave Casper, TE (Honorable Mention, OA)  
**1983** Earl Campbell, RB (Honorable Mention, DH)  
 Mike Munchak, G (Second Team, NEA)  
**1984** Mike Munchak, G (Second Team, NEA, DH)  
**1985** Bo Eason, S (Second Team, NEA)  
 Bruce Matthews, T (Honorable Mention, DH)  
 Mike Munchak, T (First Team, FD, Second Team, AP, NEA, DH)  
**1986** Bruce Matthews, T (Third Team, GN)  
**1987** Keith Bostic, S (First Team, NEA, FD, FI, Second Team, AP, DH)  
 Ray Childress, DE (Honorable Mention, DH)  
 Ernest Givins, WR (Honorable Mention, DH)  
 Warren Moon, QB (Honorable Mention, DH)  
 Mike Munchak, G (First Team, AP, WA, NEA, SN, FO, FD, TP, DH)  
 Mike Rozier, RB (Honorable Mention, DH)  
**1988** Patrick Allen, CB (Honorable Mention, AP)  
 Keith Bostic, S (Honorable Mention, AP)  
 Ray Childress, DE (Second Team, AP, NEA, CP, FD, Honorable Mention, DH)  
 Jeff Donaldson, S (Second Team, CP, Honorable Mention, AP, DH)  
 Drew Hill, WR (First Team, DH, Honorable Mention, AP)  
 Bruce Matthews, G (First Team, AP, WA, SN, FD, FO, DZ, DH, FW, Second Team, NEA, CP)

Warren Moon, QB (Honorable Mention, DH)  
 Mike Munchak, G (First Team, WA, NEA, FO, FW, Second Team, AP)  
**1989** Ray Childress, DE (Second Team, AP, Honorable Mention, DH)  
 Bruce Matthews, G (First Team, AP, SN, DZ, FD, FI, FW, Second Team, NEA, CP)  
 Greg Montgomery, P (First Team, NEA, Honorable Mention, DH)  
 Warren Moon, QB (Honorable Mention, DH)  
 Mike Munchak, G (First Team, NEA, FO, Second Team, AP)  
 Eugene Seale, ST (First Team, FW)  
**1990** Ray Childress, DE (First Team, WA, CP, FO, DZ, SN, DH, Second Team, AP, NEA, NA, Honorable Mention, PK)  
 Ernest Givins, WR (Second Team, AP, Honorable Mention, DH, PK)  
 Drew Hill, WR (Honorable Mention, AP, DH)  
 Haywood Jeffires, WR (Second Team, CP, NA, Honorable Mention, DH)  
 Richard Johnson, CB (Second Team, CP, Honorable Mention, AP)  
 Terry Kinard, S (Honorable Mention, AP)  
 Bruce Matthews, G (First Team, AP, WA, NEA, CP, FO, SN, FI, DH, FW, Second Team, PK)  
 Bubba McDowell, S (Honorable Mention, AP, DH)  
 Greg Montgomery, P (Honorable Mention, AP, DH)  
 Warren Moon, QB (First Team, SN, FI, Second Team, AP, DH, Honorable Mention, FD, PK)  
 Mike Munchak, G (Second Team, AP, DH)  
**1991** Ray Childress, DT (First Team, NEA, CP, FO, FD, FI, DH, Honorable Mention, AP)  
 Cris Dishman, CB (First Team, AP, FO, FD, FI, DH, FW, Second Team, CP)  
 William Fuller, DE (Honorable Mention, AP, DH)  
 Haywood Jeffires, WR (First Team, AP, WA, FD, FI, Second Team, NEA, CP, DH)  
 Bruce Matthews, C (First Team, NEA, FD, FI, FW, Second Team, AP, CP)  
 Bubba McDowell, S (Second Team, AP, CP, DH)  
 Warren Moon, QB (Honorable Mention, AP, DH)  
 Mike Munchak, G (First Team, AP, WA, FW, CP, FD, Second Team, NEA, Honorable Mention, DH)  
 Bo Orlando, S (Honorable Mention, AP)  
 Al Smith, MLB (First Team, WA, FW, Second Team, CP, DH, Honorable Mention, AP)  
**1992** Ray Childress, DT (First Team, AP, WA, NEA, CP, FO, DZ, FI, JT)  
 Cris Dishman, S (Honorable Mention, AP)  
 William Fuller, DE (Honorable Mention, AP, JT)  
 Ernest Givins, WR (Honorable Mention, JT)  
 Haywood Jeffires, WR (Honorable Mention, AP, JT)  
 Bruce Matthews, C (First Team, AP, WA, NEA, SN, FD, JT, Second Team, CP)  
 Bubba McDowell, S (First Team, JT, Honorable Mention, AP)  
 Greg Montgomery, P (Honorable Mention, AP, JT)  
 Mike Munchak, G (Second Team, AP, CP, JT)  
 Al Smith, MLB (First Team, AP, FD, Second Team, NEA, CP, FO, Honorable Mention, JT)  
 Lorenzo White, RB (Honorable Mention, AP, JT)  
**1993** Ray Childress, DT (First Team, FO, Second Team, AP, CP, FD, Honorable Mention, JT)  
 Al Del Greco, K (Second Team, FD, Honorable Mention, AP)  
 Cris Dishman, CB (Honorable Mention, AP, JT)  
 Sean Jones, DE (Honorable Mention, AP, JT)  
 Bruce Matthews, C (First Team, WA, SN, CP, FD, FI, Second Team, AP)  
 Greg Montgomery, P (First Team, AP, WA, SN, CP, FD, FI, Honorable Mention, JT)  
 Warren Moon, QB (Honorable Mention, AP, JT)  
 Mike Munchak, G (First Team, FD, FI, Second Team, AP, CP)  
 Bo Orlando, S (Honorable Mention, AP)  
 Marcus Robertson, S (First Team, AP, SN, JT, Second Team, CP)  
 Webster Slaughter, WR (Honorable Mention, AP)  
 Al Smith, MLB (Honorable Mention, AP)  
**1994** Rich Camarillo, P (Honorable Mention, AP)  
 Bruce Matthews, C (Honorable Mention, AP)  
**1995** Michael Barrow, MLB (First Team, DZ)

## ALL-TIME ALL-PRO SELECTIONS

- Blaine Bishop, S (First Team, DZ, Second Team, FD, Honorable Mention, AP)  
 Darryll Lewis, CB (First Team, FD, TJ, Honorable Mention, AP)  
 Bruce Matthews, G (Second Team, BM, Honorable Mention, AP)  
 Mark Stepnoski, C (Honorable Mention, AP)
- 1996** Blaine Bishop, S (Honorable Mention, AP)  
 Al Del Greco, K (Honorable Mention, AP)  
 Cris Dishman, CB (Honorable Mention, AP)  
 Mel Gray, KR (Honorable Mention, AP)  
 Bruce Matthews, G, (First Team, DB, Second Team, AP, FD)  
 John Henry Mills, ST (Second Team, FI)  
 Mark Stepnoski, C (Second Team, AP, FD)
- 1997** Blaine Bishop, S (Honorable Mention, AP)  
 Brad Hopkins, T (First Team, DZ, Honorable Mention, AP)  
 Bruce Matthews, G (Honorable Mention, AP)  
 Marcus Robertson, S (First Team, DZ, Honorable Mention, AP)
- 1998** Craig Hentrich, P (First Team, AP, WA, CP, SN, FD, USA)  
 Bruce Matthews, G (First Team, AP, WA, SN, USA, Second Team, FD)  
 Frank Wycheck, TE (First Team, DZ, Second Team, CP, FD)
- 1999** Eddie George, RB (Second Team, AP, CP, FD)  
 Jevon Kearse, DE (First Team, AP, DZ, CP, SN, FD, FW, WA)  
 Bruce Matthews, G (First Team, AP, FD, FW, WA)  
 Jon Runyan, T (Second Team, AP, FD)
- 2000** Blaine Bishop, S (First Team, FD, Second Team, AP)  
 Keith Bulluck, ST (Second Team, FD)  
 Eddie George, RB (First Team, AP, CP, FD, FW, WA)  
 Jevon Kearse, DE (First Team, FO)  
 Derrick Mason, KR (First Team, AP, CP, DZ, FO, FW, SN, WA, Second Team, FD)  
 Bruce Matthews, G (First Team, AP, FW, SN, FD, WA)  
 Samari Rolle, CB (First Team, AP, CP, FD, FW, SN, WA)
- 2001** Frank Wycheck, TE (Second Team, AP)
- 2002** Keith Bulluck, LB (Second Team, AP)
- 2003** Keith Bulluck, LB (First Team, AP, DZ, FW, WA, PK)  
 Steve McNair, QB (Second Team, AP, FD, First Team, DZ)  
 Craig Hentrich, P (First Team, PD)
- 2004** Keith Bulluck, LB (First Team, DZ)
- 2007** Albert Haynesworth, DT (First Team, AP, DZ, FW, WA)  
 Rob Bironas, K (First Team, AP, SN, SI)
- 2008** Albert Haynesworth, DT (First Team, AP, SN, SI, NBC, DMN)  
 Cortland Finnegan, CB (First Team, AP, SN, SI, NBC, DMN)  
 Kevin Mawae, C (First Team, AP, NBC)  
 Michael Roos, OT (First Team, AP, SN, SI, DMN)  
 David Stewart, OT (Second Team, AP)
- 2009** Tony Brown, DT (SI)  
 Chris Johnson, RB (First Team, AP, SN, SI, FW/WA)  
 Michael Roos, OT (First Team, DMN, Second Team, AP)
- 2010** Michael Griffin, S (Second Team, AP)
- 2011** Michael Roos, OT (First Team, SN)
- 2013** Jurrell Casey, DT (Second Team, AP)  
 Alterraun Verner, CB (First Team, SI, Second Team, AP)
- 2016** Jack Conklin, T (First Team, AP)
- 2017** Kevin Byard, S (First Team, AP, WA)  
 Brett Kern, P (First Team, SN, Second Team, AP)  
 Taylor Lewan, T (First Team, SN)
- 2018** Kevin Byard, S (Second Team, WA)
- 2019** Derrick Henry, RB (First Team, WA, Second Team, AP)  
 Derrick Henry, Flex (Second Team, AP)  
 Brett Kern, P (First Team, AP, WA, SN)
- 1970** Elvin Bethea, DE (Honorable Mention, UPI)  
 Glen Ray Hines, T (Honorable Mention, UPI)  
 Ken Houston, S (First Team, FW, Second Team, UPI)  
 Jerry LeVias, WR (Honorable Mention, UPI)  
 Zeke Moore, CB (Honorable Mention, UPI)  
 Ron Pritchard, OLB (Second Team, UPI)  
 Alvin Reed, TE (First Team, UPI, FW)  
 Walter Suggs, T (Honorable Mention, UPI)
- 1971** Elvin Bethea, DE (First Team, FW, Second Team, UPI)
- Ken Houston, S (First Team, UPI, SN, FW)  
 Ron Pritchard, OLB (Second Team, UPI)
- 1972** Elvin Bethea, DE (First Team, SN, Second Team, UPI)  
 Ken Houston, S (Second Team, UPI)  
 Guy Murdock, C (All-Rookie)  
 Mike Tilleman, DT (Honorable Mention, UPI)
- 1973** Gregg Bingham, LB (All-Rookie)  
 Elvin Bethea, DE (Second Team, UPI)  
 John Matuszak, DT (All-Rookie)
- 1974** Elvin Bethea, DE (First Team, FW, TP, Second Team, UPI)  
 Gregg Bingham, MLB (Honorable Mention, UPI)  
 Ken Burrough, WR (Honorable Mention, UPI)
- 1975** Elvin Bethea, DE (First Team, NY)  
 Robert Brazile, OLB (Second Team, UPI, All-Rookie)  
 Curley Culp, DT (First Team, AP, UPI, SN, FW, NY, TP)  
 Billy Johnson, KR (First Team, FW, TP)
- 1976** Elvin Bethea, DE (Honorable Mention, UPI)  
 Robert Brazile, OLB (First Team, UPI, SN, FW, NY, TP, PB)  
 Curley Culp, DT (First Team, SN, FW, TP, PB, Second Team, UPI)
- 1977** Elvin Bethea, DE (Honorable Mention, UPI)  
 Robert Brazile, OLB (Second Team, UPI)  
 Ken Burrough, WR (Second Team, UPI)  
 Rob Carpenter, RB (All-Rookie)  
 Curley Culp, DT (First Team, FW, Honorable Mention, UPI)  
 Bill Currier, DB (All-Rookie)  
 Billy Johnson, KR (First Team, FW, NY)  
 George Reihner, G (All-Rookie)
- 1978** Elvin Bethea, DE (First Team, UPI, FW, NY, FX)  
 Robert Brazile, OLB (First Team, UPI, SN, FW, FX, TP)  
 Earl Campbell, RB (First Team, UPI, SN, FW, NY, FX, TP, All-Rookie)  
 Curley Culp, DT (Second Team, UPI)  
 Greg Sampson, T (Second Team, UPI)
- 1979** Jesse Baker, DE (All-Rookie)  
 Robert Brazile, OLB (First, UPI, SN, FW)  
 Earl Campbell, RB (First Team, UPI, SN, FW, NY, FX, TP)  
 Curley Culp, DT (Second Team, UPI)  
 Toni Fritsch, PK (First Team, UPI, SN, FW, NY, FX, TP)  
 Leon Gray, T (First Team, UPI, SN, FW)  
 Carl Mauck, C (Second Team, UPI)  
 Vernon Perry, S (All-Rookie)  
 Mike Reinfeldt, S (First Team, UPI, SN, FW, NY, FX, TP)
- 1980** Gregg Bingham, ILB (First Team, FX)  
 Robert Brazile, OLB (First Team, UPI, FW, NY, FX, TP, PB)  
 Earl Campbell, RB (First Team, UPI, FW, NY, FX, TP, PB)  
 Leon Gray, T (First Team, UPI, FW, TP)  
 Carl Mauck, C (First Team, FX, Honorable Mention, UPI)  
 Vernon Perry, S (Second Team, UPI)  
 Mike Reinfeldt, S (Second Team, UPI)  
 Carl Roaches, KR (All-Rookie)  
 Greg Stemrick, CB (Second Team, UPI)
- 1981** Robert Brazile, OLB (First Team, TP, Second Team, UPI)  
 Earl Campbell, RB (First Team, FX, NY, Second Team, UPI)  
 Leon Gray, T (Second Team, UPI)  
 Vernon Perry, S (First Team, FX)  
 Carl Roaches, KR (First Team, FW, TP)
- 1982** Robert Brazile, OLB (First Team, UPI)
- 1983** Steve Brown, CB (All-Rookie)  
 Bruce Matthews, T (All-Rookie)  
 Harvey Salem, T (All-Rookie)  
 Tim Smith, WR (First Team, FW)  
 Brian Sochia, DT (All-Rookie)
- 1984** Warren Moon (All-Rookie)  
 Mike Munchak, G (First Team, FW, Second Team, UPI)  
 Dean Steinkuhler, T (All-Rookie)
- 1985** Ray Childress, DE (All-Rookie, WA)  
 Mike Munchak, G (First Team, FN, Second Team, FN, UPI)
- 1986** Ray Childress, DE (First Team, FN)  
 Ernest Givins, WR (All-Rookie, FW, WA)
- 1987** Keith Bostic, S (First Team, UPI, FW)  
 Mike Munchak, G (First Team, UPI, FW, FN)  
 Mike Rozier, RB (Second Team, UPI)

### ALL-AFC

- 1970** Elvin Bethea, DE (Honorable Mention, UPI)  
 Glen Ray Hines, T (Honorable Mention, UPI)  
 Ken Houston, S (First Team, FW, Second Team, UPI)  
 Jerry LeVias, WR (Honorable Mention, UPI)  
 Zeke Moore, CB (Honorable Mention, UPI)  
 Ron Pritchard, OLB (Second Team, UPI)  
 Alvin Reed, TE (First Team, UPI, FW)  
 Walter Suggs, T (Honorable Mention, UPI)
- 1971** Elvin Bethea, DE (First Team, FW, Second Team, UPI)

## ALL-TIME ALL-PRO SELECTIONS

- 1988** Ray Childress, DE (First Team, UPI, FW)  
Drew Hill, WR (Second Team, UPI)  
Bruce Matthews, G (First Team, UPI, FW, FN)  
Warren Moon, QB (Second Team, UPI)  
Mike Munchak, G (First Team, FW, Second Team, UPI)  
Eugene Seale, ST (First Team, FW)
- 1989** Ray Childress, DE (Second Team, UPI)  
John Grimsley, ILB (Second Team, UPI)  
Bruce Matthews, G (First Team, UPI, FW, FN)  
Bubba McDowell, CB (All-Rookie, FW, WA)  
Greg Montgomery, P (First Team, UPI, FW)  
Warren Moon, QB (First Team, UPI, FN)  
Mike Munchak, G (First Team, UPI, FW)  
Tony Zendejas, K (Second Team, UPI)
- 1990** Ray Childress, DT (First Team, FN, Second Team, UPI)  
Ernest Givins, WR (First Team, UPI)  
Drew Hill, WR (First Team, FN, Second Team, UPI)  
Bruce Matthews, G (First Team, UPI, FW, FN)  
Warren Moon, QB (First Team, UPI, FW, FN)  
Mike Munchak, G (First Team, FN, Second Team, UPI)
- 1991** Ray Childress, DT (First Team, UPI, FW)  
Cris Dishman, CB (First Team, UPI, FW, FN)  
John Flannery, G/C (All-Rookie, FW, WA)  
William Fuller, DE (First Team, UPI, FW, FN)  
Haywood Jeffires, WR (First Team, UPI, FW, FN)  
Bruce Matthews, C (First Team, FW)  
Mike Munchak, G (First Team, UPI, FW, FN)  
Al Smith, (First Team, UPI, FW, FN)
- 1992** Ray Childress, DT (First Team, FW)  
Haywood Jeffires, WR (First Team, UPI, FW, FN)  
Bruce Matthews, C (First Team, UPI, FW, FN)  
Greg Montgomery, P (First Team, UPI)  
Mike Munchak, G (First Team, UPI, FW, FN)  
Eddie Robinson, LB (All-Rookie, FW, WA)  
Al Smith, MLB (First Team, FW, FN)
- 1993** Ray Childress, DT (First Team, UPI, FW, FN)  
Brad Hopkins, T (All-Rookie, FW, WA)  
Bruce Matthews, C (First Team, UPI, FW, FN)  
Greg Montgomery, P (First Team, UPI, FW, FN)  
Mike Munchak, G (First Team, UPI, FW, FN)
- 1995** Blaine Bishop, S (First Team, UPI, FW, FN)  
Darryll Lewis, CB (First Team, FN, Second Team, UPI)  
Bruce Matthews, G (First Team, UPI, FW, FN)  
Marcus Robertson, S (First Team, UPI, FW)  
Chris Sanders, WR (All-Rookie, FW, WA)  
Gary Walker, DT (All-Rookie, FW, WA)
- 1996** Blaine Bishop, S (Second Team, UPI)
- Al Del Greco, K (Second Team, UPI)  
Eddie George, RB (Second Team, UPI, All-Rookie, FW, WA)  
Bruce Matthews, G (First Team, UPI, FW, FN)  
John Henry Mills, ST (First Team, FW)  
Mark Stepnoski, C (Second Team, UPI)
- 1997** Kenny Holmes, DE (All-Rookie, FW, WA)  
Bruce Matthews, G (First Team, FW, FN)
- 1998** Craig Hentrich, P (First Team, FW, FN)  
Kevin Long, C (All-Rookie, FW, WA)  
Bruce Matthews, G (First Team, FW, FN)
- 1999** Eddie George, RB (First Team, FW)  
Jevon Kearse, DE (First Team, FW, FN, All-Rookie, FW, WA)  
Bruce Matthews, G (First Team, FW, FN)  
John Thornton, DT (All-Rookie, FW, WA)
- 2000** Blaine Bishop, S (First Team, FN)  
Eddie George, RB (First Team, FN, FW)  
Brad Hopkins, T (First Team, FW)  
Derrick Mason, KR (First Team, FN, FW), PR (First Team, FW)  
Bruce Matthews, G (First Team, FN, FW)  
Samari Rolle, CB (First Team, FW, FN)
- 2002** Jeff Fisher (Coach of the Year, FD)  
Steve McNair, QB (First Team, SI) (3rd in MVP voting, AP)  
Carlos Hall, DE (All-Rookie, FW, WA)  
Keith Bulluck, LB (First Team, FW, FD) (Second Team All-Pro, AP)  
Lance Schulters, S (First Team, FW)  
Kevin Carter, DE (Second Team, FD)
- 2003** Keith Bulluck, LB (First Team, FW)  
Craig Hentrich, P (First Team, FW)
- 2004** Jacob Bell, G (All-Rookie, FW, WA)
- 2005** Pacman Jones, CB/PR/KR (All-Rookie, CP, FW, WA)
- 2006** Vince Young, QB (All-Rookie, PF, WA)
- 2007** Kevin Mawae, C (First Team, PK)
- 2008** Cortland Finnegan, CB (First Team, WA)  
Chris Johnson, RB (First Team, WA, All-Rookie, FW, WA, SN)  
Kevin Mawae, C (First Team, WA)
- 2009** Chris Johnson, RB (First Team, WA)
- 2010** Marc Mariani, PR/KR (All-Rookie, FW, WA, SN)
- 2013** Jurrell Casey, DT (First Team, WA)
- 2016** DeMarco Murray, RB (First Team, WA)
- 2017** Kevin Byard, S (First Team, WA)  
Brett Kern, P (First Team, WA)
- 2018** Derrick Henry, RB (First Team, WA)  
Brett Kern, P (First Team, WA)  
Taylor Lewan, T (First Team, WA)
- 2019** Derrick Henry, RB (First Team, WA)  
Brett Kern, P (First Team, WA)



*Punter Brett Kern was named first team Associated Press All-Pro and was selected to his third consecutive Pro Bowl in 2019.*

## ALL-TIME HONORS

*(Number of individual Pro Bowls selected in parenthesis)*

### AFL ALL-STARs

<b>1961</b>	Tony Banfield, CB (1) George Blanda, QB (1) Billy Cannon, HB (1) Don Floyd, DE (1) Charlie Hennigan, E (1) Ed Husmann, DT (1) Al Jamison, T (1) Mark Johnston, S (1) Bob McLeod, E (1) Dennit Morris, LB (1) Bob Schmidt, C (1) Charley Tolar, FB (1)
<b>1962</b>	Tony Banfield, CB (2) George Blanda, QB (2) Willard Dewveall, E (1) Don Floyd, DE (2) Fred Glick, S (1) Charlie Hennigan, E (2) Ed Husmann, DT (2) Al Jamison, T (2) Rich Michael, T (1) Jim Norton, S (1) Bob Schmidt, C (2) Bob Talamini, G (1) Charley Tolar, FB (2)
<b>1963</b>	Tony Banfield, CB (3) George Blanda, QB (3) Fred Glick, S (2) Charlie Hennigan, E (3) Ed Husmann, DT (3) Rich Michael, T (2) Jim Norton, S (2) Bob Schmidt, C (3) Bob Talamini, G (2)
<b>1964</b>	Sid Blanks, RB (1) Don Floyd, DE (3) Fred Glick, S (3) Charlie Hennigan, E (4) Pete Jaquess, CB (1) Bob Talamini, G (3)
<b>1965</b>	Ode Burrell, RB (2) Willie Frazier, TE (1) Charlie Hennigan, E (5) Bob Talamini, G (4)
<b>1966</b>	Charles Frazier, E (1) W.K. Hicks, CB (1) Bob Talamini, G (5)
<b>1967</b>	Woody Campbell, RB (1) Miller Farr, CB (1) Hoyle Granger, RB (1) Pat Holmes, DE (1) Jim Norton, S (3) Walter Suggs, T (1) Bob Talamini, G (6) George Webster, LB (1)
<b>1968</b>	Sonny Bishop, G (1) Garland Boyette, MLB (1) Miller Farr, CB (2) Hoyle Granger, RB (2) Glen Ray Hines, T (1) Pat Holmes, DE (2) Bobby Maples, C (1) Alvin Reed, TE (1) Walter Suggs, T (2) George Webster, LB (2)
<b>1969</b>	Jim Beirne, WR (1) Elvin Bethea, DE (1) Garland Boyette, MLB (2)

Miller Farr, CB (3)  
Glen Ray Hines, T (2)  
Ken Houston, S (2)  
Jerry LeVias, WR (1)  
Zeke Moore, CB (1)  
Alvin Reed, TE (2)  
George Webster, LB (3)

### AFC PRO BOWL

<b>1970</b>	Ken Houston, S (3) Zeke Moore, CB (2)
<b>1971</b>	Elvin Bethea, DE (2) Ken Houston, S (4)
<b>1972</b>	Elvin Bethea, DE (3) Ken Houston, S (5)
<b>1973</b>	Elvin Bethea, DE (4)
<b>1974</b>	Elvin Bethea, DE (5)
<b>1975</b>	Elvin Bethea, DE (6) Ken Burrough, WR (1) Curley Culp, DT (1) Billy Johnson, KR (1) Dan Pastorini, QB (1)
<b>1976</b>	Robert Brazile, OLB (1) Curley Culp, DT (2)
<b>1977</b>	Robert Brazile, OLB (2) Ken Burrough, WR (2) Curley Culp, DT (3) Billy Johnson, KR (2)
<b>1978</b>	Elvin Bethea, DE (7) Robert Brazile, OLB (3) Earl Campbell, RB (1) Curley Culp, DT (4)
<b>1979</b>	Elvin Bethea, DE (8) Robert Brazile, OLB (4) Earl Campbell, RB (2) Toni Fritsch, K (1) Leon Gray, T (1) Mike Reinfeldt, S (1)
<b>1980</b>	Robert Brazile, OLB (5) Dave Casper, TE (1) Earl Campbell, RB (3) Greg Stemrick, CB (1)
<b>1981</b>	Robert Brazile, OLB (6) Earl Campbell, RB (4) Leon Gray, T (2) Carl Roaches, KR (1)
<b>1982</b>	Robert Brazile, OLB (7)
<b>1983</b>	Earl Campbell, RB (5)
<b>1984</b>	Mike Munchak, G (1)
<b>1985</b>	Mike Munchak, G (2)
<b>1987</b>	Keith Bostic, S (1) Mike Munchak, G (3) Mike Rozier, RB (1)
<b>1988</b>	Keith Bostic, S (2) Ray Childress, DE (1) John Grimsley, ILB (1) Drew Hill, WR (1) Bruce Matthews, G (1) Warren Moon, QB (1) Mike Munchak, G (4) Mike Rozier, RB (2)
<b>1989</b>	Bruce Matthews, G (2) Warren Moon, QB (2) Mike Munchak, G (5)
<b>1990</b>	Ray Childress, DT (2) Ernest Givins, WR (1) Drew Hill, WR (2) Bruce Matthews, G (3) Warren Moon, QB (3) Mike Munchak, G (6)
<b>1991</b>	Ray Childress, DT (3) Cris Dishman, CB (1)

<b>1992</b>	William Fuller, DE (1) Haywood Jeffires, WR (1) Bruce Matthews, C (4) Warren Moon, QB (4) Mike Munchak, G (7) Al Smith, MLB (1) Ray Childress, DT (4) Curtis Duncan, WR (1) Ernest Givins, WR (2) Haywood Jeffires, WR (2) Bruce Matthews, C (5) Warren Moon, QB (5) Mike Munchak, G (8) Al Smith, MLB (2) Lorenzo White, RB (1)
<b>1993</b>	Ray Childress, DT (5) Haywood Jeffires, WR (3) Sean Jones, DE (1) Bruce Matthews, C (6) Greg Montgomery, P (1) Warren Moon, QB (6) Mike Munchak, G (9) Webster Slaughter, WR (2,1)
<b>1994</b>	Bruce Matthews, C (7)
<b>1995</b>	Blaine Bishop, S (1) Darryll Lewis, CB (1) Bruce Matthews, C (8) Mark Stepanoski, C (4, 1)
<b>1996</b>	Blaine Bishop, S (2) Bruce Matthews, G (9) John Henry Mills, ST (1) Mark Stepanoski, C (5, 2)
<b>1997</b>	Blaine Bishop, S (3) Eddie George, RB (1) Bruce Matthews, G (10)
<b>1998</b>	Eddie George, RB (2) Craig Hentrich, P (1) Bruce Matthews, G (11) Frank Wycheck, TE (1)
<b>1999</b>	Eddie George, RB (3) Jevon Kearse, DE (1) Frank Wycheck, TE (2) Bruce Matthews, G (12)
<b>2000</b>	Blaine Bishop, S (4) Eddie George, RB (4) Brad Hopkins, T (1) Jevon Kearse, DE (2) Derrick Mason, KR (1) Bruce Matthews, G (13) Steve McNair, QB (1) Samari Rolle, CB (1) Frank Wycheck, TE (3)
<b>2001</b>	Bruce Matthews, G (14) Jevon Kearse, DE (3)
<b>2002</b>	Kevin Carter, DE (2, 1)
<b>2003</b>	Steve McNair, QB (2) Keith Bulluck, LB (1) Brad Hopkins, OT (2) Craig Hentrich, P (2) Derrick Mason, WR (2)
<b>2005</b>	Steve McNair, QB (3) Kyle Vanden Bosch, DE (1)
<b>2006</b>	Vince Young, QB (1)
<b>2007</b>	Rob Bironas, K (1) Albert Haynesworth, DT (1) Kyle Vanden Bosch, DE (2)
<b>2008</b>	Cortland Finnegan, CB (1) Albert Haynesworth, DT (2) Kevin Mawae, C (7, 1) Chris Hope, S (1) Chris Johnson, RB (1) Michael Roos, OT (1)

## ALL-TIME HONORS

	Kerry Collins, QB (2, 1)
	Michael Griffin, S (1)
<b>2009</b>	Chris Johnson, RB (2)
	Kevin Mawae, C (8, 2)
	Kyle Vanden Bosch, DE (3)
	Vince Young, QB (2)
<b>2010</b>	Jason Babin, DE (1)
	Michael Griffin, S (2)
	Chris Johnson, RB (3)
	Marc Mariani, KR/PR (1)
<b>2013</b>	Alterraun Verner, CB (1)
<b>2015</b>	Jurrell Casey, DT (1)
	Delanie Walker, TE (1)
<b>2016</b>	DT Jurrell Casey (2)
	T Taylor Lewan (1)
	RB DeMarco Murray (3, 1)
	OLB Brian Orakpo (4, 1)
	TE Delanie Walker (2)
<b>2017</b>	S Kevin Byard (1)
	DT Jurrell Casey (3)
	P Brett Kern (1)
	T Taylor Lewan (2)
	ST Brynden Trawick (1)
	TE Delanie Walker (3)
<b>2018</b>	DT Jurrell Casey (4)
	P Brett Kern (2)
	T Taylor Lewan (3)
<b>2019</b>	DT Jurrell Casey (5)
	RB Derrick Henry (1)
	P Brett Kern (3)
	QB Ryan Tannehill (1)

**ASSOCIATED PRESS NFL MVP**

<b>1979</b>	Earl Campbell, RB
<b>2003</b>	Steve McNair, QB

**ASSOCIATED PRESS COMEBACK PLAYER OF THE YEAR**

<b>2019</b>	Ryan Tannehill, QB
-------------	--------------------

**BERT BELL TROPHY**

(NFL Most Valuable Player presented by Philadelphia Maxwell Club)

<b>1979</b>	Earl Campbell, RB
-------------	-------------------

**BERT BELL ROOKIE OF YEAR**

(NFL Rookie Most Valuable Player presented by Philadelphia Maxwell Club)

<b>1996</b>	Eddie George, RB
-------------	------------------

**AFL PLAYER OF YEAR**

<b>1961</b>	George Blanda, QB (UPI, SN)
<b>1967</b>	George Blanda, QB (SN)

**AFL DEFENSIVE ROOKIE OF YEAR**

<b>1967</b>	George Webster, LB (SN)
-------------	-------------------------

**NFL PLAYER OF THE YEAR**

<b>1978</b>	Earl Campbell, RB (NEA, WA, FD, NY)
<b>1979</b>	Earl Campbell, RB (NEA, WA)
<b>1980</b>	Earl Campbell, RB (NEA, NY, CP)
<b>2003</b>	Steve McNair, QB (DZ)

**NFL OFFENSIVE PLAYER OF YEAR**

<b>1978</b>	Earl Campbell, RB (AP)
<b>1979</b>	Earl Campbell, RB (AP, FW)
<b>1980</b>	Earl Campbell, RB (AP)
<b>1990</b>	Warren Moon, QB (AP)
<b>2009</b>	Chris Johnson, RB (AP)

**NFL DEFENSIVE PLAYER OF YEAR**

<b>1975</b>	Curley Culp, DT (NEA)
<b>1979</b>	Jesse Baker, DT (FW)

**NFL ROOKIE OF YEAR**

<b>1978</b>	Earl Campbell, RB (AP)
<b>1979</b>	Jesse Baker, DT (FW)
<b>1996</b>	Eddie George, RB (SN, FW, SI)
<b>2006</b>	Vince Young, QB (SI, DP)

**NFL OFFENSIVE ROOKIE OF YEAR**

<b>1978</b>	Earl Campbell, RB (FW)
<b>1996</b>	Eddie George, RB (AP, FW, FD, CP)
<b>2006</b>	Vince Young, QB (AP, PF, WA)

**NFL DEFENSIVE ROOKIE OF YEAR**

<b>1975</b>	Robert Brazile, LB (AP)
<b>1979</b>	Jesse Baker, DT (FW)
<b>1999</b>	Jevon Kearse, DE (AP, FN, FW, CP, FD)

**AFC PLAYER OF YEAR**

<b>1978</b>	Earl Campbell, RB (SN, NY)
<b>2000</b>	Eddie George, RB (FN)

**AFC OFFENSIVE PLAYER OF YEAR**

<b>1978</b>	Earl Campbell, RB (UPI, KC)
<b>1990</b>	Warren Moon, QB (UPI)

**AFC DEFENSIVE PLAYER OF YEAR**

<b>1975</b>	Robert Brazile, LB (SN)
<b>1979</b>	Jesse Baker, DT (FW)
	Mike Reinfeldt, S (KC)

**DIET PEPSI ROOKIE OF YEAR**

<b>2006</b>	Vince Young, QB
-------------	-----------------

**ED BLOCK COURAGE AWARD**

(nominee from each NFL team for courage in battling injuries)

<b>1984</b>	Bob Hamm
<b>1985</b>	Pat Howell
<b>1986</b>	Dean Steinkuhler
<b>1987</b>	Kent Hill
<b>1988</b>	Alonzo Highsmith
<b>1989</b>	Doug Smith
<b>1990</b>	Mike Munchak
<b>1991</b>	Bubba McDowell
<b>1992</b>	Warren Moon
<b>1993</b>	Curtis Duncan
<b>1994</b>	Marcus Robertson
<b>1995</b>	Barron Wortham
<b>1996</b>	Blaine Bishop
<b>1997</b>	Bruce Matthews
<b>1998</b>	Steve Jackson
<b>1999</b>	Steve McNair
<b>2000</b>	Kenny Holmes
<b>2001</b>	Kevin Dyson
<b>2002</b>	Eddie George
<b>2003</b>	Kevin Carter
<b>2004</b>	Keith Bulluck
<b>2005</b>	Tank Williams
<b>2006</b>	Brandon Jones
<b>2007</b>	David Thornton
<b>2008</b>	Chris Hope
<b>2009</b>	Kevin Mawae
<b>2010</b>	Will Witherspoon
<b>2011</b>	Derrick Morgan
<b>2012</b>	Kenny Britt
<b>2013</b>	David Stewart
<b>2014</b>	Michael Griffin

<b>2015</b>	Craig Stevens
<b>2016</b>	Jason McCourty
<b>2017</b>	Karl Klug
<b>2018</b>	Jack Conklin
<b>2019</b>	Jonnu Smith

**TITANS MAN OF THE YEAR**

(nominee from each NFL team for Walter Payton NFL Man of the Year)

<b>1996</b>	Marcus Robertson
<b>1997</b>	Al Del Greco
<b>1998</b>	Al Del Greco
<b>1999</b>	Chris Sanders
<b>2000</b>	Kenny Holmes
<b>2001</b>	Jason Fisk
<b>2002</b>	Kevin Carter
<b>2003</b>	Kevin Carter
<b>2004</b>	Kevin Carter
<b>2005</b>	Steve McNair
<b>2006</b>	Keith Bulluck
<b>2007</b>	Keith Bulluck
<b>2008</b>	David Thornton
<b>2009</b>	Kyle Vanden Bosch
<b>2010</b>	Cortland Finnegan
<b>2011</b>	Cortland Finnegan
<b>2012</b>	Jared Cook
<b>2013</b>	Delanie Walker
<b>2014</b>	Jason McCourty
<b>2015</b>	Delanie Walker
<b>2016</b>	Jurrell Casey
<b>2017</b>	Wesley Woodyard
<b>2018</b>	Jurrell Casey
<b>2019</b>	Ben Jones

**NFL PLAYER OF WEEK**

<b>1984</b>	Larry Moriarty, RB, Week 11 (AFC Offensive)
<b>1985</b>	Steve Brown, CB, Week 1 (AFC Defensive)
	Bo Eason, S, Week 12 (AFC Defensive)
<b>1987</b>	Eugene Seale, LB, Week 4 (AFC Defensive)
<b>1988</b>	Ray Childress, DT, Week 1 (AFC Defensive)
	Allen Pinkett, RB, Week 4 (AFC Offensive)
	Drew Hill, WR, Week 9 (AFC Offensive)
<b>1989</b>	Warren Moon, QB, Week 6 (AFC Offensive)
<b>1990</b>	Warren Moon, QB, Week 6 (AFC Offensive)
	Johnny Meads, LB, Week 7 (AFC Defensive)
	Warren Moon, QB, Week 11 (AFC Offensive)
	Lorenzo White, RB, Week 12 (AFC Offensive)
	Warren Moon, QB, Week 15 (AFC Offensive)
	Cody Carlson, QB, Week 17 (AFC Offensive)
<b>1991</b>	Lamar Lathon, LB, Week 2 (AFC Defensive)
	Ernest Givins, WR, Week 6 (AFC Offensive)
	Haywood Jeffires, WR, Week 7 (AFC Offensive)
	Warren Moon, QB, Week 12 (AFC Offensive)
	Ray Childress, DT, Week 15

## ALL-TIME HONORS

	(AFC Defensive)		<b>Eddie Robinson, LB, Week 14</b> (AFC Defensive)	<b>2011</b>	<b>Marc Mariani, KR/PR, Week 10</b> (AFC Special Teams)
	<b>William Fuller, DE, Week 16</b> (AFC Defensive)		<b>Eddie George, RB, Week 16</b> (AFC Offensive)		<b>Chris Johnson, RB, Week 12</b> (AFC Offensive)
<b>1992</b>	<b>Cody Carlson, QB, Week 13</b> (AFC Offensive)	<b>2001</b>	<b>Joe Nedney, K, Week 5</b> (AFC Special Teams)		<b>Colin McCarthy, LB, Week 13</b> (AFC Defensive)
	<b>Lorenzo White, RB, Week 16</b> (AFC Offensive)		<b>Joe Nedney, K, Week 6</b> (AFC Special Teams)	<b>2012</b>	<b>Darius Reynaud, KR/PR, Week 3</b> (AFC Special Teams)
	<b>Ray Childress, DT, Week 17</b> (AFC Defensive)		<b>Steve McNair, QB, Week 8</b> (AFC Offensive)		<b>Chris Johnson, RB, Week 7</b> (AFC Offensive)
<b>1993</b>	<b>Marcus Robertson, S, Week 2</b> (AFC Defensive)		<b>Derrick Mason, WR, Week 10</b> (AFC Special Teams)		<b>Darius Reynaud, KR/PR, Week 17</b> (AFC Special Teams)
	<b>Greg Montgomery, P, Week 7</b> (AFC Special Teams)		<b>Steve McNair, QB, Week 12</b> (AFC Offensive)	<b>2013</b>	<b>Alterraun Verner, CB, Week 4</b> (AFC Defensive)
	<b>Warren Moon, QB, Week 8</b> (AFC Offensive)	<b>2002</b>	<b>Carlos Hall, DE, Week 1</b> (AFC Defensive)		<b>Jurrell Casey, DT, Week 6</b> (AFC Defensive)
	<b>Gary Brown, RB, Week 11</b> (AFC Offensive)		<b>Steve McNair, QB, Week 9</b> (AFC Offensive)	<b>2014</b>	<b>Marcus Mariota, QB, Week 1, 9</b> (AFC Offensive)
	<b>Marcus Robertson, S, Week 12</b> (AFC Defensive)		<b>Frank Wycheck, TE, Divisional</b> (NFL Offensive)	<b>2015</b>	<b>Marcus Mariota, QB, Week 10</b> (AFC Offensive)
	<b>William Fuller, DE, Week 13</b> (AFC Defensive)	<b>2003</b>	<b>Craig Hentrich, P, Week 1</b> (AFC Special Teams)		<b>Ryan Succop, K, Week 15</b> (AFC Special Teams)
	<b>Steve Jackson, CB, Week 14</b> (AFC Defensive)		<b>Rocky Boiman, LB, Week 4</b> (AFC Defensive)	<b>2017</b>	<b>Ryan Succop, K, Week 6</b> (AFC Special Teams)
	<b>Gary Brown, RB, Week 16</b> (AFC Offensive)		<b>Jevon Kearse, DE, Week 7</b> (AFC Defensive)		<b>Kevin Byard, S, Week 7, 17</b> (AFC Defensive)
	<b>Blaine Bishop, S, Week 17</b> (AFC Defensive)		<b>Justin McCareins, WR, Week 12</b> (AFC Special Teams)	<b>2018</b>	<b>Dane Cruikshank, S, Week 2</b> (AFC Special Teams)
	<b>Ray Childress, DT, Week 18</b> (AFC Defensive)		<b>Craig Hentrich, P, Week 16</b> (AFC Special Teams)		<b>Marcus Mariota, QB, Week 4</b> (AFC Offensive)
<b>1995</b>	<b>Chris Chandler, QB, Week 4</b> (AFC Offensive)		<b>Gary Anderson, K, Week 17</b> (AFC Special Teams)		<b>Wesley Woodyard, LB, Week 10</b> (AFC Defensive)
	<b>John Henry Mills, LB, Week 4</b> (AFC Special Teams)		<b>Gary Anderson, K, Wild Card</b> (AFC Special Teams)		<b>Derrick Henry, RB, Week 14</b> (AFC Offensive)
	<b>Cris Dishman, CB, Week 9</b> (AFC Defensive)	<b>2004</b>	<b>Chris Brown, RB, Week 5</b> (AFC Offensive)	<b>2019</b>	<b>Cameron Wake, OLB, Week 1</b> (AFC Defensive)
<b>1996</b>	<b>Eddie George, RB, Week 2</b> (AFC Offensive)		<b>Pacman Jones, CB, Week 14</b> (AFC Special Teams)		<b>Ryan Tannehill, QB, Week 14</b> (AFC Offensive)
	<b>Mel Gray, KR, Week 6</b> (AFC Defensive)	<b>2005</b>	<b>Vince Young, QB, Week 16</b> (AFC Offensive)		<b>Derrick Henry, RB, Week 17</b> (AFC Offensive)
<b>1997</b>	<b>Eddie George, RB, Week 1</b> (AFC Offensive)		<b>Casey Cramer, TE, Week 6</b> (AFC Special Teams)		
	<b>M. Robertson, FS, Week 14</b> (AFC Defensive)		<b>Rob Bironas, K, Week 13</b> (AFC Special Teams)		
<b>1998</b>	<b>Blaine Bishop, SS, Week 6</b> (AFC Defensive)		<b>Chris Brown, RB, Week 1</b> (AFC Offensive)		
	<b>Mike Archie, RB, Week 7</b> (AFC Special Teams)	<b>2007</b>	<b>Keith Bulluck, LB, Week 3</b> (AFC Defensive)		
	<b>Eddie George, RB, Week 10</b> (AFC Offensive)		<b>Kyle Vanden Bosch, DE, Week 16</b> (AFC Defensive)		
	<b>Craig Hentrich, P, Week 10</b> (AFC Special Teams)		<b>Rob Bironas, K, Week 7</b> (AFC Special Teams)		
<b>1999</b>	<b>Al Del Greco, K, Divisional</b> (AFC Special Teams)		<b>Rob Bironas, K, Week 17</b> (AFC Special Teams)		
	<b>Steve McNair, QB, Week 8, 16,</b> <b>AFC Champ.</b> (AFC Offensive)	<b>2008</b>	<b>Cortland Finnegan, Week 1</b> (AFC Defensive)		
	<b>Derrick Mason, WR/KR,</b> <b>Week 12, AFC Champ.</b> (AFC Special Teams)		<b>Keith Bulluck, LB, Week 2</b> (AFC Special Teams)		
	<b>Eddie Robinson, LB, Week 14</b> (AFC Defensive)		<b>Craig Hentrich, P, Week 10</b> (AFC Special Teams)		
	<b>Kevin Dyson, Frank Wycheck,</b> <b>Wild Card</b> (AFC Special Teams)		<b>Chris Hope, S, Week 8</b> (AFC Defensive)		
<b>2000</b>	<b>Derrick Mason, KR/PR, Week 4</b> (AFC Special Teams)	<b>2009</b>	<b>Chris Johnson, RB, Week 8</b> (AFC Offensive)		
	<b>Randall Godfrey, LB, Week 8, 17</b> (AFC Defensive)		<b>Vince Young, QB, Week 12</b> (AFC Offensive)		
	<b>Samari Rolle, CB, Week 9</b> (AFC Defensive)		<b>Keith Bulluck, LB, Week 14</b> (AFC Defensive)		
	<b>Al Del Greco, K, Week 14</b> (AFC Special Teams)	<b>2010</b>	<b>Chris Johnson, RB, Week 5</b> (AFC Offensive)		
			<b>Marc Mariani, KR/PR, Week 11</b> (AFC Special Teams)		

### NFL.COM ALL-HEART PLAYER OF WEEK

**2000** Eddie George, RB, Week 6  
Bruce Matthews, G, Week 7

### NFL PLAYER OF MONTH

**1988** Drew Hill, WR, September  
(AFC Offensive)

**1990** Warren Moon, QB, November  
(AFC Offensive)

**1991** Cris Dishman, CB, October  
(AFC Defensive)

**1992** Lorenzo White, RB, December  
(AFC Offensive)

**1993** Gary Brown, RB, November  
(AFC Offensive)

**Al Del Greco, K, November**  
(AFC Special Teams)

**Cris Dishman, CB, December**  
(AFC Defensive)

**1996** Al Del Greco, K, October  
(AFC Special Teams)

**1998** Craig Hentrich, P, November  
(AFC Special Teams)

**1999** Jevon Kearse, DE, December  
(AFC Defensive)

**2000** Derrick Mason, KR/PR, October  
(AFC Special Teams)

**2002** Steve McNair, QB, December  
(AFC Offensive)



## ALL-TIME HONORS

- 2003** Steve McNair, QB, October (AFC Offensive)
- 2007** Rob Bironas, K, October (AFC Special Teams)
- 2008** Albert Haynesworth, DT, September (AFC Defensive)
- 2009** Chris Johnson, RB, November (AFC Offensive)
- 2010** Michael Griffin, S, October (AFC Defensive)
- 2012** Darius Reynaud, KR/PR, September (AFC Special Teams)
- 2016** Marcus Mariota, QB, November (AFC Offensive)
- 2017** Ryan Succop, K, September (AFC Special Teams)
- 2018** Derrick Henry, RB, December (AFC Offensive)
- 2019** Ryan Tannehill, QB, December (AFC Offensive)

### FEDEX AIR PLAYER OF WEEK

- 2003** Steve McNair, QB, Week 6
- 2004** Billy Volek, QB, Week 14
- 2015** Marcus Mariota, QB, Week 9
- 2016** Marcus Mariota, QB, Week 10
- 2019** Ryan Tannehill, QB, Week 14

### FEDEX GROUND PLAYER OF WEEK

- 2004** Chris Brown, RB, Week 5
- 2007** Chris Brown, RB, Week 1
- 2009** Chris Johnson, RB, Week 8  
Chris Johnson, RB, Week 12
- 2012** Chris Johnson, RB, Week 7
- 2013** Chris Johnson, RB, Week 9
- 2016** DeMarco Murray, RB, Week 10
- 2018** Derrick Henry, RB, Week 14  
Derrick Henry, RB, Week 15
- 2019** Derrick Henry, RB, Week 10  
Derrick Henry, RB, Week 12  
Derrick Henry, RB, Week 13  
Derrick Henry, RB, Week 14  
Derrick Henry, RB, Week 17

### FEDEX GROUND PLAYER OF YEAR

- 2009** Chris Johnson, RB
- 2019** Derrick Henry, RB

### NFL ROOKIE OF MONTH

- 1996** Eddie George, RB, Sept.
- 1999** Jevon Kearse, DE, Sept., Nov., Dec.
- 2008** Chris Johnson, RB, Sept.
- 2015** Marcus Mariota, QB, Sept.
- 2019** A.J. Brown, WR, Dec.

### PEPSI NFL ROOKIE OF THE WEEK

- 2006** Vince Young, QB, Week 12  
Vince Young, QB, Week 13  
Vince Young, QB, Week 14  
Vince Young, QB, Week 16
- 2008** Chris Johnson, RB, Week 7  
Chris Johnson, RB, Week 9
- 2011** Colin McCarthy, LB, Week 13
- 2015** Marcus Mariota, QB, Week 1
- 2019** A.J. Brown, WR, Week 12

### AFC OFFENSIVE ROOKIE OF YEAR

- 1996** Eddie George, RB (PF, FD, CP)
- 2006** Vince Young, QB (AP, PF, WA)

### AFC DEFENSIVE ROOKIE OF YEAR

- 1999** Jevon Kearse, DE (AP, PFW, FN, CPFW)

### AFL ALL-ROOKIE

- 1967** George Webster, LB

### NFL ALL-ROOKIE

- 1972** Guy Murdock, C
- 1973** Gregg Bingham, LB  
John Matuszak, DT
- 1975** Robert Brazile, LB
- 1977** Rob Carpenter, RB  
Bill Currier, DB  
George Reihner, G
- 1978** Earl Campbell, RB
- 1979** Jesse Baker, DT  
Vernon Perry, S
- 1980** Carl Roaches, KR
- 1983** Steve Brown, CB  
Bruce Matthews, T  
Harvey Salem, T  
Brian Sochia, DT
- 1984** Warren Moon, QB  
Dean Steinkuhler, T
- 1985** Ray Childress, DT
- 1986** Ernest Givins, WR
- 1989** Bubba McDowell, S
- 1991** John Flannery, C
- 1992** Eddie Robinson, LB
- 1993** Brad Hopkins, T
- 1995** Chris Sanders, WR  
Gary Walker, DT
- 1996** Eddie George, RB
- 1997** Kenny Holmes, DE
- 1998** Kevin Long, C
- 1999** Jevon Kearse, DE  
John Thornton, DT
- 2002** Carlos Hall, DE
- 2004** Jacob Bell, G
- 2005** Pacman Jones, CB/PR/KR
- 2006** Vince Young, QB
- 2008** Chris Johnson, RB
- 2010** Marc Mariani, PR/KR
- 2014** Taylor Lewan, T
- 2016** Jack Conklin, T
- 2019** A.J. Brown, WR

### PRO BOWL PLAYER OF GAME

- 1976** Billy Johnson, PR
- 2017** Delanie Walker, TE (Offensive MVP)

### NFL 75th ANNIVERSARY TEAM

- Ken Houston, S  
Billy Johnson, PR

### AFL ALL-TIME TEAM

- George Blanda, K (First Team)  
Miller Farr, CB (Second Team)  
Charlie Hennigan, WR (Second Team)  
Bob Talamini, G (Second Team)  
George Webster, LB (First Team)

### NFL ALL-DECADE TEAM

- 1970s** Robert Brazile, LB (Second Team)  
Earl Campbell, RB (Second Team)  
Ken Houston, S (First Team)  
Billy Johnson, KR (Second Team)
- 1980s** Billy Johnson, PR (First Team)  
Mike Munchak, G (Second Team)

- 1990s** Mel Gray, PR & KR (Second Team)  
Bruce Matthews, G (First Team)  
Mark Stepanoski, C (Second Team)
- 2000s** Kevin Mawae, C (First Team)

### PRO FOOTBALL HALL OF FAME ALL-TIME TEAM

- Bruce Matthews, G  
George Blanda, K

### NFL ALUMNI

- 1999** Jevon Kearse, DE (Pass Rusher of the Year)
- 2000** Bruce Matthews, G (Offensive Lineman of the Year)

### TEAM CAPTAINS (SINCE 2007)

- 2007** Vince Young, QB (offense)  
Kevin Mawae, C (offense)  
Keith Bulluck, LB (defense)  
Kyle Vanden Bosch, DE (defense)  
Craig Hentrich, P (special teams)
- 2008** Vince Young, QB (offense)  
Kevin Mawae, C (offense)  
Keith Bulluck, LB (defense)  
Kyle Vanden Bosch, DE (defense)  
Craig Hentrich, P (special teams)
- 2009** Kerry Collins, QB (offense)  
Kyle Vanden Bosch, DE (defense)  
Craig Hentrich, P (special teams)  
Donnie Nickey, S (special teams)
- 2010** Vince Young, QB (offense)  
Ahmard Hall, FB (offense)  
Stephen Tulloch, LB (defense)  
Donnie Nickey, S (special teams)
- 2011** Matt Hasselbeck, QB (offense)  
Cortland Finnegan, CB (defense)  
Tim Shaw, LB (special teams)
- 2012** Jake Locker, QB (offense)  
Steve Hutchinson, G (offense)  
Jason McCourty, CB (defense)  
Colin McCarthy, LB (defense)  
Tim Shaw, LB (special teams)
- 2013** Jake Locker, QB (offense)  
Michael Roos, T (offense)  
Nate Washington, WR (offense)  
Jason McCourty, CB (defense)  
Bernard Pollard, S (defense)  
Patrick Bailey, LB (special teams)
- 2014** Jake Locker, QB (offense)  
Nate Washington, WR (offense)  
Jurrell Casey, DT (defense)  
Wesley Woodyard, LB (defense)  
George Wilson, S (special teams)
- 2015** Taylor Lewan, T (offense)  
Delanie Walker, TE (offense)  
Jurrell Casey, DT (defense)  
Marcus Mariota, QB (offense)  
Dexter McCluster, RB (offense)  
Jason McCourty, CB (defense)  
Brian Orakpo, OLB (defense)  
Wesley Woodyard, LB (special teams)
- 2016** Marcus Mariota, QB (offense)  
Delanie Walker, TE (offense)  
Jurrell Casey, DT (defense)  
Brian Orakpo, OLB (defense)  
Daimion Stafford, S (special teams)  
Wesley Woodyard, LB (special teams)

## ALL-TIME HONORS

### TEAM CAPTAINS CONT.

<b>2017</b> Marcus Mariota, QB (offense) Delanie Walker, TE (offense) Jurrell Casey, DT (defense) Brian Orakpo, OLB (defense) Tim Shaw, Alumni (special teams) Wesley Woodyard, LB (special teams)	<b>2018</b> Ben Jones, C (offense) Marcus Mariota, QB (offense) Delanie Walker, TE (offense) Jurrell Casey, DT (defense) Wesley Woodyard, LB (defense) Daren Bates, LB (special teams)	<b>2019</b> Ben Jones, C (offense) Marcus Mariota, QB (offense) Kevin Byard, S (defense) Jurrell Casey, DT (defense) Wesley Woodyard, LB (special teams)
--	--	---

## TITANS/OILERS HALL OF FAME

In recognition of the 40th season of the Houston Oilers/Tennessee Titans organization in 1999, the team's late owner K.S. "Bud" Adams, Jr. created an official team Hall of Fame, featuring players and staff from the past, while creating a special place for Titans stars of the future to be recognized. To date, 14 individuals have been named to the franchise's Hall of Fame:

NAME	POSITION	YEARS WITH FRANCHISE	INDUCTED
K.S. "Bud" Adams, Jr.	Team Owner/Founder	1959-2013	Sept. 7, 2008
Elvin Bethea	Defensive End	1968-83	Dec. 9, 1999
George Blanda	Quarterback/Kicker	1960-66	Dec. 9, 1999
Robert Brazile	Linebacker	1975-84	Oct. 14, 2018
Earl Campbell	Running Back	1978-84	Dec. 9, 1999
Eddie George	Running Back	1996-2003	Oct. 27, 2008
Mike Holovak	General Manager	1981-99	Dec. 9, 1999
Ken Houston	Safety	1967-72	Dec. 9, 1999
Bruce Matthews	Offensive Lineman	1983-2002	Dec. 8, 2002
Steve McNair	Quarterback	1995-2005	Oct. 27, 2008
Warren Moon	Quarterback	1984-93	Oct. 1, 2006
Mike Munchak	Guard	1982-93	Dec. 9, 1999
Jim Norton	Safety/Punter	1960-68	Dec. 9, 1999
Frank Wycheck	Tight End	1995-2003	Oct. 27, 2008



*Eddie George, Steve McNair and Frank Wycheck were inducted into the team's Hall of Fame during the 2008 season.*

## FRANCHISE PRO FOOTBALL HALL OF FAMERS

16



## GEORGE BLANDA

QUARTERBACK/KICKER • 6'2" • 215 lbs • COLLEGE: KENTUCKY  
 NFL SEASONS: 26 • YEARS WITH OILERS: 7 (1960-66)  
 HOMETOWN: YOUNGWOOD, PA. • BORN: SEPT. 27, 1927  
 GAMES PLAYED: 340 • HALL OF FAME INDUCTION: 1981



George Blanda, who came out of retirement with the emergence of the American Football League in 1960, was the offensive catalyst for the explosive Oiler squads of the early 1960s. He played quarterback and handled the placekicking chores in Columbia blue for seven of his NFL-record 26 seasons in the league. Blanda was the team's leading passer and scorer in each of those seven seasons and still owns franchise records for most extra points (299), most touchdown passes in a season (36) and most touchdown passes in a game (7). He is also third in points scored with 596. The 36 scoring tosses stood as an NFL record for an astounding 23 years. Blanda's NFL career records included most games

(340), most points (2,002) and most extra points (943). He also passed for 236 touchdowns. Blanda captained the Oilers to two consecutive AFL titles in 1960 and 1961, earning AFL Player of the Year honors in 1961. Blanda's career was divided into three distinct parts, 10 years with the Chicago Bears, seven seasons with the Houston Oilers and nine years with the Oakland Raiders. In 1970, he became the oldest quarterback to play in a title game. He was just a month shy of his 49th birthday when he retired before the 1976 season. Blanda passed away at age 83 on Sept. 27, 2010.



## GEORGE BLANDA'S CAREER STATISTICS

Year	Team	GP	PASSING						RUSHING			
			Att	Cmp	Yds	TD	Int	Rating	Att	Yds	Avg	TD
1949-58	Chicago	116	988	445	5,936	48	70	51.3	91	312	3.4	5
1960-66	Houston	98	2,784	1,347	19,149	165	189	73.8	41	28	-0.6	4
1967-75	Oakland	126	235	119	1,835	23	18	69.4	3	4	1.3	0
<b>Totals</b>		<b>340</b>	<b>4,007</b>	<b>1,911</b>	<b>26,920</b>	<b>236</b>	<b>277</b>	<b>60.6</b>	<b>135</b>	<b>344</b>	<b>2.5</b>	<b>9</b>

Year	Team	GP	KICKING				
			FG	FGA	Pct.	PATs	Pts
1949-58	Chicago	116	82	201	40.8	247	541
1960-66	Houston	98	91	187	48.6	301	598
1967-75	Oakland	126	162	249	65.1	395	863
<b>Totals</b>		<b>340</b>	<b>335</b>	<b>637</b>	<b>52.6</b>	<b>943</b>	<b>2,002</b>

## FRANCHISE PRO FOOTBALL HALL OF FAMERS

29



## KEN HOUSTON

**SAFETY** • 6'3" • 197 lbs • **COLLEGE:** PRAIRIE VIEW A&M  
**NFL SEASONS:** 14 • **YEARS WITH OILERS:** 6 (1967-72)  
**HOMETOWN:** LUFKIN, TEXAS • **BORN:** NOV. 12, 1944  
**GAMES PLAYED:** 196 • **HALL OF FAME INDUCTION:** 1986



Considered one of the best safeties in football history, Ken Houston picked off 49 passes (898 yards), recovered 21 fumbles and scored 12 touchdowns over his 14-season NFL career, earning Pro Bowl honors 12 consecutive times (1968-69 AFL, 1970-79 NFL). Houston returned an NFL-record nine interceptions for a touchdown in his six seasons as an Oiler. Four of those scores came in 1971, tying an NFL record. He returned two in one game against San Diego in the 1971 season finale, which also ties an NFL mark. His other three touchdowns came on a punt return, a fumble return and a blocked field goal return. Houston also holds the Oilers record for most career interception return yards with 650. With a long, fluid stride, Houston had excellent speed and quickness. His 6-3, 197-pound frame made him an ideal pass defender. Yet his lean, muscular body helped him to become a punishing tackler. Originally a ninth-round draft

choice out of Prairie View A&M, Houston earned a starter's role by the third game of his rookie season. Two weeks later in a game against the New York Jets, he scored two touchdowns, one on a 71-yard blocked field goal attempt, and the other on a 43-yard interception return. After excelling for six years with the Oilers, Ken was traded to the Washington for five veteran players in 1973. Washington once referred to Houston as "pro football's most underrated superstar," but his capabilities were widely recognized. He won all-league acclaim with the Oilers in 1969 and 1971, and then was either All-Pro or All-NFC with Washington every year from 1973 to 1979. He was selected for either the AFL All-Star game or the AFC-NFC Pro Bowl 12 straight seasons from 1968 through 1979. He played in 183 consecutive games before suffering a broken arm against the New York Giants Nov. 25, 1979.



## KEN HOUSTON'S CAREER STATISTICS

Year	Team	G	Int	Yds	Avg	TD	FR	TD
1967-72	Houston	84	25	650	26.0	9	11	1
1973-80	Washington	112	24	248	10.3	0	10	0
<b>Totals</b>		<b>196</b>	<b>49</b>	<b>898</b>	<b>18.3</b>	<b>9</b>	<b>21</b>	<b>1</b>

**Additional Career Statistics:** Punt Returns: 51 returns for 333 yards, 1 TD; Kickoff Returns: 3 returns for 80 yards

## FRANCHISE PRO FOOTBALL HALL OF FAMERS

34



## EARL CAMPBELL

RUNNING BACK • 5'11" • 232 lbs • COLLEGE: TEXAS  
 NFL SEASONS: 8 • YEARS WITH OILERS: 7 (1978-84)  
 HOMETOWN: TYLER, TEXAS • BORN: MARCH 29, 1955  
 GAMES PLAYED: 115 • HALL OF FAME INDUCTION: 1991



Earl Campbell, a 5-11, 232-pound ball-carrying dynamo from the University of Texas, joined the Houston Oilers as the first player taken in the 1978 National Football League Draft. The first player to earn All-Southwest Conference honors four years, Campbell was a consensus All-America and the Heisman Trophy winner in 1977. Campbell took the NFL by storm from the outset. In 1978, he was named the NFL's Most Valuable Player, All-Pro, and Rookie of the Year. He won the league rushing championship with a club-record 1,450 yards and was named to the AFC Pro Bowl squad. It was more of the same the next two years with NFL rushing titles, MVP honors, and consensus All-Pro acclaim each season. He followed his rookie campaign with 1,697 yards in 1979, but his finest year came in 1980 when he rushed for 1,934 yards, which at the time was second only to O. J. Simpson's 2,003 yards gained in 1973. That year, Campbell gained over 200 yards in four games. In 1981, he won his fourth straight AFC rushing title with 1,376 yards. A sensational runner, Campbell was picked for the Pro Bowl five of his first six NFL seasons (1978-81, 1983). In his eight-year career, which finished in New Orleans, Campbell rushed 2,187 times

for 9,407 yards, and 74 touchdowns, retiring as the NFL's seventh all-time leading rusher. He also gained 806 yards on 121 receptions to bring his career combined net yards total to 10,213. He set Oilers records for most career yards (8,574), most career attempts (1,979), most touchdown runs (73) and most consecutive games with a rushing touchdown (5). His most famous performance came in a Monday night game against Miami in his rookie season. That night, he rushed for 199 yards and four touchdowns to lead the Oilers to a spectacular 35-30 victory. In spite of the constant pounding he took from opposing defenders, Earl missed only six games out of 115 because of injuries. Midway into his seventh season, he was traded by the Oilers to the New Orleans Saints for a first-round draft pick. He played a season and a half with the Saints before retiring after the 1985 campaign. Campbell is one of just four people officially designated a Texas Legend by the Texas State Legislature. The others are Davy Crockett, Sam Houston and Stephen F. Austin. Campbell was the only designee of the 20th century.



## EARL CAMPBELL'S CAREER STATISTICS

Years	Team	G	RUSHING				RECEIVING				
			Att	Yds	Avg	TD	Rec	Yds	Avg	Lg	TD
1978-84	Houston	91	1,979	8,574	4.3	73	115	718	6.2	66	0
1984-85	New Orleans	24	208	833	4.0	1	6	88	14.7	39	0
<b>Totals</b>		<b>115</b>	<b>2,187</b>	<b>9,407</b>	<b>4.3</b>	<b>74</b>	<b>121</b>	<b>806</b>	<b>6.7</b>	<b>66</b>	<b>0</b>

**Additional Career Statistics:** Passing: 1 for 3 for 57 yards, 1 TD, 1 Int

## FRANCHISE PRO FOOTBALL HALL OF FAMERS

18




## CHARLIE JOINER

WIDE RECEIVER • 5'11" • 188 lbs • COLLEGE: GRAMBLING  
 NFL SEASONS: 18 • YEARS WITH OILERS: 4 (1969-72)  
 HOMETOWN: MANY, LA. • BORN: OCT. 14, 1947  
 GAMES PLAYED: 239 • HALL OF FAME INDUCTION: 1996



Charlie Joiner played 18 seasons in the NFL, including his first four with the Houston Oilers. One of the league's most prolific receivers, he amassed 750 career receptions for 12,146 yards and 65 touchdowns, ranking as the league's leading receiver of all-time when he retired at the age of 39 in 1986. His 18 seasons played were longer than any other wide receiver in history at the time of his retirement. The Oilers originally targeted Joiner for the defensive backfield when they picked the 5-11, 180-pounder from Grambling in the fourth round of the 1969 AFL-NFL Draft. Joiner played briefly on defense and the kickoff return team but soon became established as a premier pass catcher. Joiner caught 82 of his 750 career passes as an Oiler, totaling 1,480 yards and 12 touchdowns. He paced the squad with 681 yards and seven touchdown grabs in 1971. In his fourth season in 1972, Houston sent him to the Cincinnati Bengals in a four-player swap. Four years later in 1976, he was traded to San Diego. With the Chargers, Joiner blossomed into super-stardom. He and quarterback Dan Fouts

formed a lethal pass-catch team that accounted for the preponderance of his 586 receptions as a Charger. During his 11 years in San Diego, Joiner caught 50 or more passes seven times and had 70 or more receptions three seasons. Injuries cut into his playing time at the beginning, but in a 193-game span over his final 13 seasons, Joiner missed only one game. He was an All-NFL pick in 1980 and a Pro Bowl choice three times. In the 1980 AFC title game, he led the Chargers with six receptions for 130 yards and two touchdowns. Blessed with excellent speed and tantalizing moves, Joiner averaged 16.2 yards per catch and accounted for 12,146 yards and 65 touchdowns. When he was inducted into the Pro Football Hall of Fame in 1996, Joiner ranked fifth in receptions and sixth in receiving yardage on the NFL's all-time list. Joiner was once described by San Francisco 49ers coaching great Bill Walsh as "the most intelligent, the smartest, the most calculating receiver the game has ever known."



## CHARLIE JOINER'S CAREER STATISTICS

Years	Team	RECEIVING				
		G	Rec	Yds	Avg	TD
1969-72	Houston	48	106	1,919	18.1	14
1972-75	Cincinnati	39	82	1,463	17.8	6
1976-86	San Diego	152	562	8,764	15.6	45
<b>Totals</b>		<b>239</b>	<b>750</b>	<b>12,146</b>	<b>16.2</b>	<b>65</b>

**Additional Career Statistics:** Passing: 0-1; Rushing: 8 rushes for 22 yards; Kickoff Returns: 10 returns for 94 yards

## FRANCHISE PRO FOOTBALL HALL OF FAMERS

63



## MIKE MUNCHAK

GUARD • 6'3" • 281 lbs • COLLEGE: PENN STATE  
 NFL SEASONS: 12 • YEARS WITH OILERS: 12 (1982-93)  
 HOMETOWN: SCRANTON, PA. • BORN: MARCH 5, 1960  
 GAMES PLAYED: 159 • HALL OF FAME INDUCTION: 2001



Mike Munchak was the eighth player overall and the first offensive lineman chosen in the 1982 National Football League draft. Selected by the Oilers, the former Penn State standout was an immediate success with the Houston club, earning the starting left guard spot in his first training camp. The 6-3, 281-pound lineman wasted little time establishing himself as one of the premier guards in the NFL. In 1984, in just his third year in the league, he was named to the first of seven All-AFC teams. That same year he received the first of nine Pro Bowl invitations. Not coincidentally, the Oilers' on-the-field successes increased as Munchak's development and experience increased. From their dismal 1-8 record in the strike-shortened 1982 season, the Oilers improved nearly every year that Munchak played. Along the way, the team advanced to the playoffs seven consecutive years (1987-1993) and captured the 1991 and 1993 AFC Central Divisional crowns. Munchak was a devastating blocker and considered the key to an offensive line that kept the Oilers at or near the top of the NFL's offensive statistical categories. In 1988 he led the Oilers' offensive line that gave

up just 24 quarterback sacks which was third in the NFL. It was also the fewest sacks allowed by the team in 10 seasons. The following season the offensive line held opponents to no sacks in six games. In 1991, the Oilers offensive line finished second in the AFC and fourth in the NFL in the fewest quarterback sacks allowed. Behind the Munchak-led line, Houston led the NFL in total offense in 1990 and passing offense in 1990 and 1991. The Oilers finished second in points scored in 1990 and second in total offense in 1991. Equally effective as a run blocker, Munchak led the Oilers offensive charge in 1993 as the team finished fourth in the NFL in both average gain per rushing play (4.4) and average gain per offensive play (5.3). Although he suffered from chronic knee problems, Munchak played in 159 regular season games. His 12 seasons with the Oilers tied him for second longest in the franchise's history at the time of his retirement. He became the first player inducted into the Hall of Fame who played his entire career with the Oilers. Long-time teammate Bruce Matthews presented Munchak for induction.



## MIKE MUNCHAK'S CAREER STATISTICS

**Career Games Played/Started (Playoffs):** 1982: 4/3, 1983: 16/16, 1984: 16/16, 1985: 16/16, 1986: 6/6, 1987: 12/12 (2/2), 1988: 16/16 (2/2), 1989: 16/16 (1/1), 1990: 16/16 (1/1), 1991: 13/13 (2/2), 1992: 15/14 (1/1), 1993: 13/12 (1/1) **Totals: 159/156 (10/10)**

**Additional Statistics:** 1 TD (1-yard fumble recovery vs. Cleveland, 9/14/86)

## FRANCHISE PRO FOOTBALL HALL OF FAMERS

65



## ELVIN BETHEA

DEFENSIVE END • 6'2" • 260 lbs • COLLEGE: NORTH CAROLINA A&T  
 NFL SEASONS: 16 • YEARS WITH OILERS: 16 (1968-83)  
 HOMETOWN: TRENTON, N.J. • BORN: MARCH 1, 1946  
 GAMES PLAYED: 210 • HALL OF FAME INDUCTION: 2003



Defensive end Elvin Bethea, an eight-time Pro Bowl selection during his outstanding career with the Houston Oilers, was named to the five-man class of the 2003 Pro Football Hall of Fame that included running back Marcus Allen, guard Joe DeLamielleure, wide receiver James Lofton, and coach Hank Stram. A third-round draft pick in 1968 (77th player overall) Bethea played in 210 games over 16 seasons, never missing a game until breaking his arm on Nov. 13, 1977. He was considered a "steal" in a draft class that produced three future Hall of Fame players in Larry Csonka, Art Shell, and Ron Yary. When he retired, he held three team records relating to career service: most seasons (16), most career regular season games played (210), and most consecutive regular season games played (135). Having led the team in sacks in six seasons, Bethea's unofficial 105-career sack total still ranks first in franchise history, including his team-best 17 sacks in 1973. He recorded four sacks and a fumble recovery in his best single game performance against San Diego in 1976. He played in eight playoff games and posted 691 career tackles. Bethea also played in eight

Pro Bowls (1970, 1972-1976, 1979, 1980) and earned All-Pro second-team honors in 1973, 1975, 1978, and 1979. More than just a pass rusher, Bethea was also effective against the run. Even though 1974 was the first year such statistics were compiled by the Oilers, his 691 career tackles, are still among the best in franchise history, even excluding the first six years of his career. "When people ask me who the best guy I ever played against was I always tell them Elvin Bethea and Lyle Alzado because both of them were complete ballplayers," said Art Shell, Hall of Fame member of the Oakland Raiders. "Elvin was one of the quickest guys I've ever been around. We always had to double-team him. There were times when I was supposed to block him when he would get by me so quick. And then Gene Upshaw was supposed to pick him up and he also got by him so quick that we would get back to the huddle and Upshaw would say, 'Did you see that?' and I'd say, 'Yeah, I saw that. He just beat the heck out of me too!' Elvin was just a great player."



## ELVIN BETHEA'S CAREER STATISTICS

Years	Team	GP	Tackles	Sacks	FR	Int	Yds	TD
1968-83	Houston	210	691	105.0	16	0	0	1
<b>Totals</b>		<b>210</b>	<b>691</b>	<b>105.0</b>	<b>16</b>	<b>0</b>	<b>0</b>	<b>1</b>

**Additional Career Statistics:** Safeties - 2, Fumble Return for TD - 1



## FRANCHISE PRO FOOTBALL HALL OF FAMERS

1



## WARREN MOON

QUARTERBACK • 6'3" • 212 lbs • COLLEGE: WASHINGTON  
 NFL SEASONS: 17 • YEARS WITH OILERS: 10 (1984-93)  
 HOMETOWN: LOS ANGELES, CALIF. • BORN: NOVEMBER 18, 1956  
 GAMES PLAYED: 208 • HALL OF FAME INDUCTION: 2006



Warren Moon, the fourth leading passer in NFL history, was inducted into the 2006 class of the Pro Football Hall of Fame. Moon played 10 years (1984-93) with the Oilers/Titans organization and holds the franchise records for passing yards (33,685) and touchdowns (196), while leading the Oilers to seven consecutive playoff appearances from 1987-93. During a 17-year NFL career, Moon played for the Houston Oilers, Minnesota Vikings, Seattle Seahawks and Kansas City Chiefs and amassed 49,325 passing yards, 291 touchdowns and 102 wins. He earned nine Pro Bowl invitations (tied for the most by a quarterback with John Elway and Dan Marino), posted nine 3,000 yard seasons, 49 300-yard games and led his team to nine playoff appearances. His eight consecutive playoff berths matched a feat accomplished by Terry Bradshaw and Joe Montana. At the time of his retirement, he held the single-season passing yardage record for three different franchises: Oilers (4,367 in 1991), Vikings (4,364 in 1994) and Seahawks (3,678 in 1997). Moon tallied many accomplishments during his Oiler career. His finest season came in 1990, throwing for 4,689 yards (363 for 584) and 33 touchdowns in only 15 games. He earned AP

NFL Offensive Player of the Year for his efforts and his third of nine Pro Bowl invitations. Against Kansas City in 1990, Moon threw for 527 yards, which ranks as the second highest single-game total in NFL history (Norm Van Brocklin, 554 yards in 1951). In 1991, he surpassed the previous season's yardage total with 4,690 yards and became just the third player (Marino, Fouts) in NFL history to produce consecutive 4,000 yard passing seasons. Moon joined the Oilers and the NFL in 1984, after six seasons in the Canadian Football League, where he led his team to five Grey Cups (League Champions). In the CFL, Moon threw for 21,228 yards and 144 touchdowns. Moon was driven to play in the CFL after drawing little interest from the NFL as a starting quarterback following his senior season at the University of Washington. Moon became the first African-American quarterback to be inducted into the Pro Football Hall of Fame and his legacy as a minority quarterback cannot be underestimated. At the time of his arrival in the NFL only two black quarterbacks had been significant starters for their NFL teams (Shack Harris, Rams; Doug Williams, Tampa Bay).



## WARREN MOON'S CAREER STATISTICS

Year	Team	G	PASSING						RUSHING			
			Att	Comp	Yds	TD	Int	Rating	Att	Yds	Avg	TD
1978-83	Edmonton	96	2,382	1,369	21,228	144	77	93.8	330	1,700	5.2	16
1984-1993	Houston	141	4,546	2,632	33,685	196	166	80.3	439	1,461	3.3	21
1994-96	Minnesota	39	1,454	882	10,102	58	42	80.0	69	143	2.1	0
1997-98	Seattle	25	786	458	5,310	36	24	80.2	33	50	1.5	1
1999-00	Kansas City	3	37	16	228	1	1	59.8	2	2	1	0
<b>CFL Totals</b>		<b>96</b>	<b>2,382</b>	<b>1,369</b>	<b>21,228</b>	<b>144</b>	<b>77</b>	<b>93.8</b>	<b>330</b>	<b>1,700</b>	<b>5.2</b>	<b>16</b>
<b>NFL Totals</b>		<b>208</b>	<b>6,823</b>	<b>3,988</b>	<b>49,325</b>	<b>291</b>	<b>233</b>	<b>80.9</b>	<b>543</b>	<b>1,736</b>	<b>3.2</b>	<b>22</b>
<b>Career Totals</b>		<b>304</b>	<b>9,205</b>	<b>4,157</b>	<b>70,553</b>	<b>435</b>	<b>310</b>	<b>87.4</b>	<b>873</b>	<b>3,436</b>	<b>4.2</b>	<b>38</b>

## FRANCHISE PRO FOOTBALL HALL OF FAMERS

74



## BRUCE MATTHEWS

GUARD/TACKLE/CENTER • 6'5" • 305 lbs • COLLEGE: USC  
 NFL SEASONS: 19 • YEARS WITH OILERS: 19 (1983-2001)  
 HOMETOWN: ARCADIA, CALIF. • BORN: AUGUST 8, 1961  
 GAMES PLAYED: 296 • HALL OF FAME INDUCTION: 2007



Arguably one of the best offensive linemen to ever play the game, Bruce Matthews became the first Tennessee Titan to be inducted into the Pro Football Hall of Fame. At the time of his retirement, Matthews played in more NFL games (296) than any non-kicker in the league's history. Longevity and durability were his hallmarks, but that coupled with his unparalleled play, earning a league record 14 consecutive Pro Bowl (9 at guard and 6 at center) selections (tied with Merlin Olsen) and seven times named AP All-Pro, made him one of the all-time greats. He rose to the challenges presented to him in starting at every position on the offensive line during his NFL career (87 C, 99 LG, 67 RG, 22 RT, 17 LT). He becomes the first Hall of Fame offensive lineman to play significant time at all five offensive line positions. A constant for the Oilers/Titans franchise, Matthews started in a team record 229 consecutive games (streak started at Indianapolis, Nov. 29, 1987) and never missed a game because of injury. His 19 seasons also are a team record and he ranks second in NFL history for years with one team behind Jackie Slater, who spent 20 seasons with the Rams. Matthews and G Randall McDaniel (Vikings) were the only two NFL players to play in every game during the decade of the 90's. Matthews was a part of nearly one-half of the franchise's first 42-years of history and helped the team win 146 games, make the playoffs

nine times, earn the only three AFC Central titles in team history, earn an AFC Championship and the franchise's only Super Bowl appearance. He blocked for 15 quarterbacks and 27 running backs, including five different 1,000-yard rushers (Earl Campbell, Mike Rozier, Lorenzo White, Gary Brown and Eddie George). During his career, he played in offenses that produced nine 1,000-yard rushing seasons and eight 3,000-yard passers. Additionally, he played in 42 different stadiums during his NFL career. During his career, Matthews blocked on a line that helped produce 65 100-yard rushing performances and 48 300-yard passing performances. Originally drafted by the Houston Oilers in the first round (ninth overall) of the 1983 NFL Draft, Matthews earned All-America honors at the University of Southern California. Matthews and his brother, Clay, each played 19 NFL seasons and the duo set an NFL record for games played by a pair of brothers with 574 games. Clay Matthews played in 278 games during his NFL career. Matthews had his number 74 jersey retired by the team and was inducted into the organization's Hall of Fame during a December, 2002 ceremony. Matthews joined a 2007 Hall of Fame class that included Dallas Cowboys WR Michael Irvin, Buffalo Bills RB Thurman Thomas, Detroit Lions TE Charlie Sanders, Cleveland Browns G Gene Hickerson, and St. Louis CB Roger Wehrli.



## BRUCE MATTHEWS' CAREER STATISTICS

**Career Games Played/Started (Playoffs):** 1983: 16/15, 1984: 16/16, 1985: 16/16, 1986: 16/16, 1987: 8/5 (2/2), 1988: 16/16 (2/2), 1989: 16/16 (1/1), 1990: 16/16 (1/1), 1991: 16/16 (2/2), 1992: 16/16 (1/1), 1993: 16/16 (1/1), 1994: 16/16, 1995: 16/16, 1996: 16/16, 1997: 16/16, 1998: 16/16, 1999: 16/16 (4/4), 2000: 16/16 (1/1), 2001: 16/16, **Totals: 296/292 (15/15)**

**Career Starts Breakdown by Position:** 1983, RG 15; 1984, C 9, RG 1, RT 6; 1985, RT 16; 1986, LT 16; 1987, RG 5; 1988, RG 16; 1989, RG 15, C 1; 1990, RG 15, C 1; 1991, C 16; 1992, C 16; 1993, C 16; 1994, C 15, LT 1; 1995, LG 16; 1996, LG 16; 1997, LG 16; 1998, LG 16; 1999, LG 12, C 4; 2000, LG 16; 2001, LG 7, C 9; **Totals: 87 C, 99 LG, 67 RG, 22 RT, 17 LT**

## FRANCHISE PRO FOOTBALL HALL OF FAMERS

78



## CURLEY CULP

DEFENSIVE TACKLE • 6'2" • 265 lbs • COLLEGE: ARIZONA STATE  
 NFL SEASONS: 14 • YEARS WITH OILERS: 7 (1974-1980)  
 HOMETOWN: YUMA, ARIZ. • BORN: MARCH 10, 1946  
 GAMES PLAYED: 179 • HALL OF FAME INDUCTION: 2013



Curley Culp was voted into the Pro Football Hall of Fame in 2013. A six-time Pro Bowl selection, Culp played in 179 games during his NFL career with the Kansas City Chiefs (1968-1974), Houston Oilers (1974-1980) and Detroit Lions (1980-81). He was considered the prototypical nose tackle and helped pioneer the 3-4 defense. Hailing from Arizona State, where he was an All-American in both football and wrestling, Culp was selected in the second round of the 1968 NFL Draft by the Denver Broncos, who intended to use him as an offensive guard. However, his brief stint in Denver ended when he was traded to the Chiefs, who inserted him permanently on the defensive side. In 1969, the Chiefs won Super Bowl IV, and Culp was an instrumental member of one of the league's top defenses. He helped the Chiefs defeat the Oakland Raiders in the AFL Championship Game and the Minnesota Vikings in the Super Bowl. In 1974, during his seventh campaign in Kansas City, Culp was traded to the Oilers along with a first-round draft pick (used to select Robert Brazile) in exchange for John Matuszak. The move paid almost immediate dividends for the Oilers, who previously suffered through 1-13 records in both 1972 and 1973. In 1975, Culp's first full season in Houston, he helped the Oilers to a record of 10-4,

the first winning mark for the club in eight years. With Culp anchoring the defense, the Oilers finished with the AFC's top-ranked run defense (third in the NFL). Individually, Culp produced arguably the finest season of his career, recording 11.5 sacks and earning NFL Defensive Player honors by the Newspaper Enterprise Association. Culp continued as a leader of the Oilers defense that culminated in back-to-back appearances in the AFC championship games in 1978 and 1979. He was named to one AFL All-Star Game and five Pro Bowls during his career. Culp also was picked as a first-team All-Pro in 1975 and a second-team selection in 1971, 1977, 1978, and 1979. He was selected first- or second-team All-AFC five times. "Curley Culp was perhaps the strongest man I ever lined up against," said Raiders Hall of Fame center Jim Otto. Culp used his strong wrestling background to create havoc for opposing guards and centers. He was the 1968 NCAA heavyweight wrestling champion and was named to the U.S. Olympic wrestling team that year. Culp joined a 2013 Hall of Fame class that included offensive linemen Larry Allen and Jonathan Ogden, wide receiver Cris Carter, coach Bill Parcells, linebacker Dave Robinson and defensive lineman Warren Sapp.




## CURLEY CULP'S CAREER STATISTICS

Years	Team	GP
1968-74	Kansas City	82
1974-80	Houston	92
1980-81	Detroit	5
<b>Totals</b>		<b>179</b>

**FRANCHISE PRO FOOTBALL HALL OF FAMERS**

**52**



**ROBERT BRAZILE**

LINEBACKER • 6'4" • 241 lbs • COLLEGE: JACKSON STATE  
 NFL SEASONS: 10 • YEARS WITH OILERS: 10 (1975-1984)  
 HOMETOWN: MOBILE, ALA. • BORN: FEB. 7, 1953  
 GAMES PLAYED: 147 • HALL OF FAME INDUCTION: 2018



Robert Brazile was elected into the Pro Football Hall of Fame in 2018. As a rookie in 1975, he made an instant impact as he helped Houston notch the franchise's first winning season in eight years with a 10-4 record. He went on to win Defensive Rookie of the Year in 1975. With his speed, strength, tackling and coverage ability, Brazile helped revolutionize the outside linebacker position in a 3-4 defense. Nicknamed 'Dr. Doom,' Brazile started all 147 regular season games during his career and made seven postseason starts, including back-to-back AFC Championship Games (1978-79). He recorded nine tackles and one fumble recovery in the 1978 AFC Championship game. He was elected to seven career Pro

Bowls and named All-Pro for five consecutive seasons (1976-80). Brazile registered a career-best 185 tackles in 1978 on his way to helping the Oilers secure three consecutive 10-win seasons and three consecutive playoff berths (1987-80). His career statistics include 13 interceptions, 14 fumble recoveries and 6.5 sacks in both 1976 and 1980. Brazile was named to the NFL's All-Decade Team of the 1970s.



**ROBERT BRAZILE'S CAREER STATISTICS**

Years	Team	GP	Tackles	Sacks	FR	Int	Yds	TD
1975-84	Houston	147	1,281	48.0	14	13	201	0
<b>Totals</b>		<b>147</b>	<b>1,281</b>	<b>48.0</b>	<b>14</b>	<b>13</b>	<b>201</b>	<b>0</b>

## FRANCHISE PRO FOOTBALL HALL OF FAMERS

68



## KEVIN MAWAE

CENTER • 6'4" • 289 lbs • COLLEGE: LOUISIANA STATE  
 NFL SEASONS: 16 • YEARS WITH TITANS: 4 (2006-09)  
 HOMETOWN: LEEVILLE, LA. • BORN: JANUARY 23, 1971  
 GAMES PLAYED: 241 • HALL OF FAME INDUCTION: 2019



Kevin Mawae was elected to the Pro Football Hall of Fame Class of 2019 and became the first established Titan without connections to the Houston Oilers to receive the honor. He played four seasons (2006-09) in Tennessee. Mawae entered the NFL as a second-round pick of the Seattle Seahawks in the 1994 NFL Draft. He began his career at right guard before being moved to center at the start of the 1996 season and remained at that position for the rest of his NFL career. After four seasons (1994-97) in the Northwest, the Louisiana State product signed a free agent deal with the New York Jets in 1998. In his first season in New York, Mawae helped running back Curtis Martin rush for a Jets franchise record eight 100-yard rushing games en route to 1,287-yard season. In 1999, he was named to his first of eight Pro Bowls and paved the way for Martin's then franchise-record 1,464 rushing yards. The 6-foot-4-inch, 289-pounder played in an astounding 177 consecutive games before a serious triceps

injury ended his 2005 campaign after six games. Mawae signed a free agent deal with the Titans in 2006. In his first season with Tennessee, he made an immediate impact and was a part of an offense that ranked third in the AFC and fifth in the NFL in rushing with 2,214 yards. Three seasons later, he helped Chris Johnson amass a franchise-best 2,006 rushing yards, becoming just the sixth player all-time to accomplish the feat. In 241 career games over 16 seasons, Mawae was extremely durable and known for his toughness in the trenches. He was a first-team, all-decade center for the 2000s and blocked for a 1,000-yard rusher in 13 of his 16 seasons. Running backs Chris Warren (1,545 yards in 1994), Martin (1,697 in 2004), LenDale White (1,110 in 2007) and Johnson (2,006 in 2009) had the highest season rushing totals of their careers with Mawae on the line. He played 90 games in which there was a 100-yard rusher, the most by any offensive lineman in NFL history.



## KEVIN MAWAE'S CAREER STATISTICS

**Career Games Played/Started (Playoffs):** 1994: 14/11, 1995: 16/16, 1996: 16/16, 1997: 16/16, 1998: 16/16 (2/2), 1999: 16/16, 2000: 16/16, 2001: 16/16 (1/1), 2002: 16/16, 2002: 16/16 (2/2), 2003: 16/16, 2004: 16/16 (2/2), 2005: 6/6, 2006: 16/16, 2007: 14/14, 2008: 15/15, 2009: 16/16 **Totals: 241/238 (7/7)**

## RETIRED JERSEY NUMBERS

In the history of the Oilers/Titans franchise, only six players have had the distinction of having their jersey number retired — **Jim Norton** (No. 43), **Elvin Bethea** (No. 65), **Earl Campbell** (No. 34), **Mike Munchak** (No. 63), **Bruce Matthews** (No. 74), and **Warren Moon** (No. 1).

Additionally, the team announced plans in June 2019 to retire **Steve McNair's** jersey No. 9 and **Eddie George's** jersey No. 27 during a ceremony on Sept. 15, 2019.



**Jim Norton** played nine seasons for the Oilers (1960-68) as a safety and as a punter, establishing team records at both positions. As a rookie from the University of Idaho, Norton was a member of the Oilers' 1960 AFL Championship team. A four-time league all-star, he holds the club record for most interceptions in a career with 45. Also an accomplished punter, Norton was tops in club history with 519 career punts for a 42.3-yard career average and a long kick of 79 yards (11/22/64 vs. Kansas City).



**Elvin Bethea** joined the Oilers in 1968 after an outstanding career at North Carolina A&T. He started at defensive end in the 1968 season opener and didn't miss a game until breaking his arm in November 1977. That streak of 135 consecutive games played stands third in team history. An eight-time Pro Bowler (1970, 1972-76, 1978-80), Bethea ranks second for most seasons played (16, 1968-83), while his 210 games played (1968-83) also stands second behind Bruce Matthews. Bethea led the team

in sacks six times, including a career-best mark of 17 in 1973. The Oilers honored him with an "Elvin Bethea Appreciation Night" on Aug. 4, 1983. He became the sixth player in franchise history to be inducted into the Pro Football Hall of Fame on Aug. 3, 2003.



**Earl Campbell**, the franchise's second leading rusher and a member of the Pro Football Hall of Fame, was honored by having his number retired at ceremonies on Aug. 13, 1987. He set a single-season club record with a league-leading 1,450 yards his rookie season. Campbell followed that performance with 1,697 yards in 1979 and an astounding 1,934 yards in 1980. Both those totals led the NFL and the latter was second only to O.J. Simpson's 2,003 yards in 1973. Campbell was selected to five Pro Bowls

(1978-81, 1983) and retired as the NFL's seventh all-time leading rusher (9,407). He ranks second in franchise history in career rushing yards (8,574) and attempts (1,979), first in touchdown runs (73) and first in most consecutive games with a rushing touchdown (5).



**Mike Munchak** joined the Oilers as a first-round draft pick in 1982 out of Penn State. He was the first offensive lineman selected in the draft and the eighth overall selection. Munchak won the starting left guard position as a rookie and went on to play in 12 campaigns (1982-93) and 159 games (156 starts) for the Oilers. He is tied for third on the team's all-time list for seasons played and ranks fifth in games played. Munchak became a fixture on an offensive line that helped the Oilers to seven consecutive playoff

appearances (1987-93). One of the premier guards in the National Football League, Munchak was selected to NFL's "Team of the Decade" for the 1980s and was chosen in 1989 to Oilers' 30th Anniversary "Dream Team." He ranks second in club annals with nine Pro Bowl selections, seven as a starter. Munchak announced his retirement on July 21, 1994, and on the same day, K.S. "Bud" Adams, Jr., announced that jersey No. 63 would be retired on "Mike Munchak Appreciation Day" on Nov. 6, 1994.



**Bruce Matthews** played in more games (296) than any non-kicker in NFL history. Longevity and durability were his hallmark. And that, coupled with his unparalleled play, in which he tied a league record with 14 Pro Bowl selections (tied with Merlin Olsen) and earned All-Pro honors six times, made him one of the all-time greats. He rose to the challenges presented to him in playing every position on the offensive line during his NFL career (87 at center, 99 at left guard, 67 at right guard, 22 at right tackle,

and 17 at left tackle). His number was retired during a halftime ceremony in Nashville on Dec. 8, 2002.



**Warren Moon**, the fourth leading passer in NFL history, played 10 years (1984-93) with the organization and holds the franchise records for passing yards (33,685) and touchdowns (196), while leading the Oilers to seven consecutive playoff appearances from 1987-93. Moon's finest season came in 1990, throwing for 4,689 yards (363-for-584) and 33 touchdowns in only 15 games and becoming the third player in NFL history to produce consecutive 4,000-yard passing seasons. He earned AP NFL Offensive

Player of the Year for his efforts and his third Pro Bowl berth. His jersey was retired in a halftime ceremony in Nashville on Oct. 1, 2006.



**Eddie George** is the franchise's record holder for career rushing yards (10,009) and is also the organization's all-time scrimmage yards leader (12,153). During his playing days in Tennessee (1996-2003), he never missed a game — a span of 128 starts. George was a 1,000-yard rusher seven times, and a four-time Pro Bowler. George racked up 36 100-yard games, and the Titans recorded a 30-6 record in those games. George helped the Titans reach the playoffs four times in his eight years in Nashville, including a

Super Bowl, and two AFC title games. George went over 1,300 yards in a season four times, and averaged 1,160 rushing yards per season during his nine-year NFL career. His jersey was retired in a halftime ceremony in Nashville on Sept. 15, 2019.



**Steve McNair** was the third overall draft pick by the Houston Oilers in 1995. In 11 seasons (1995-2005) with the franchise, McNair accumulated the most wins of any quarterback in Titans/Oilers history. He was a four-time Pro Bowler, and was named the NFL's co-MVP with Colts quarterback Peyton Manning in 2003. McNair finished his career with 31,304 yards passing and 174 touchdowns. As a member of the Titans, he was credited with 20 game-winning drives in the regular season and postseason,


finishing second all-time behind Warren Moon (23). McNair, who led Tennessee's famous drive that ended up a yard short of forcing overtime in Super Bowl XXXIV, also made a big impact in the Nashville community through the Steve McNair Foundation. He was selected as the 2005 Titans Walter Payton Award Winner, given to the team's Community Man of the Year. His jersey was retired in a halftime ceremony in Nashville on Sept. 15, 2019.

## OILERS LOGO HISTORY

The original Oilers helmet, circa 1960, was blue with a white stripe down the middle. The oil derrick logo was also white. Although the derrick itself remained, many subtle changes were made to the helmets over the years. In 1964, two red stripes were added to the white striping on top of the helmet. Two years later, the helmet color was changed to silver with red and blue striping. The derrick, meanwhile, was changed to blue with a red outline and white background. In 1972, the helmet color was switched back to blue with red and white striping, while the derrick was changed to white with a red outline. Three years later, the helmet color was changed to its familiar white with red and blue striping. The derrick was then switched to blue with a red outline. The helmets boasted a gray facemask. In 1981, the facemask was switched to red. In 1997, the Oilers added the Tennessee logo to the back of their helmet upon their relocation to Nashville. In 1999, the franchise unveiled a new logo as the team was renamed the Tennessee Titans.



The original Houston Oilers helmet from 1960-65 was blue with a white stripe down the middle.



## HELMET HISTORY



**1960-1965, 1994 Throw-back Games**  
(Red stripe added in 1964)



**1966-1970**



**1971**  
(Additional silver stripe was used for some games; gap between the blue and red stripe pictured)



**1972-1974**



**1975-1980**



**1981-1998**




**1999-2017**



**2018-present**

## STADIUM HISTORY

### JEPPESEN STADIUM — Houston



**Years Played** . . . . 1960-64


**Record** . . . . . 26-11

**First Game** . . . . . 9/18/60 — Oilers 38, Los Angeles Chargers 28 (20,156)

**Last Game** . . . . . 12/20/64 — Oilers 34, Denver 15 (15,839)

**Highlights:** Oilers capture inaugural AFL Championship with a 24-16 win over the San Diego Chargers at Jeppesen Stadium (1/1/61)...Oilers defend that title the following year with a 10-3 win at San Diego...Jeppesen record crowd of 37,981 watches Dallas nip Oilers 20-17 in overtime in the 1962 AFL Championship Game (12/23/62).

### RICE STADIUM — Houston



**Years Played** . . . . 1965-67

**Record** . . . . . 11-10

**First Game** . . . . . 9/12/65 — Oilers 27, New York Jets 21 (52,680)

**Last Game** . . . . . 12/16/67 — Oilers 24, San Diego 17 (19,870)

**Highlights:** Oilers wallop Denver 45-7 (9/3/66), setting an AFL record by not allowing a Broncos first down...after four straight losing seasons, Oilers clinch Eastern Division title with 24-17 win over Chargers (12/17/67)...in 1967, Oilers become first team to go from last in the division to first in one season.

### ASTRODOME — Houston



**Years Played** . . . . 1968-96

**Record** . . . . . 116-105-2

**First Game** . . . . . 9/9/68 — Kansas City 26, Oilers 21 (45,083)

**Last Game** . . . . . 12/15/96 — Cincinnati 21, Oilers 13 (15,131)

**Highlights:** Astrodome was the first domed stadium in the NFL...Oilers 3-2 in playoff games at Astrodome...Oilers appeared in 16 "Monday Night Football" telecasts, going 10-6...in 1980 season finale against Minnesota (12/21/80), Earl Campbell sets NFL record with his fourth 200-yard rushing game of the season...Campbell finishes with 1,934 yards, then the second-highest total in league history...Oilers set team record for points in a game with 58-14 drubbing of Cleveland (12/9/90)...Oilers beat Steelers 31-6 to win first-ever undisputed AFC Central Division title (12/8/91)...Oilers win club-record 11th consecutive game with 24-0 win over the New York Jets (1/2/94)...three former Oilers — Elvin Bethea (No. 65), Campbell (No. 34) and Mike Munchak (No. 63) — have their numbers retired.

### LIBERTY BOWL — Memphis



**Year Played** . . . . . 1997

**Record** . . . . . 6-2

**First Game** . . . . . 8/31/97 — Oilers 24, Oakland 21, OT (30,171)

**Last Game** . . . . . 12/21/97 — Oilers 16, Pittsburgh 6 (50,677)

**Highlights:** The Oilers played their first season in Tennessee at the Liberty Bowl in Memphis...Eddie George ties a franchise record with 216 yards rushing as the Tennessee Oilers win their inaugural game in Tennessee, a 24-21 overtime win over Oakland in Memphis...Oilers close out season with 16-6 win over division-winner Pittsburgh.

### DUDLEY FIELD (VANDERBILT STADIUM) — Nashville



**Year Played**.....1998

**Record**.....3-5

**First Game**.....9/13/98 — San Diego 13, Oilers 7 (41,089)

**Last Game**.....12/26/98 — Minnesota 26, Oilers 16 (41,121)

**Highlights:** Frank Wycheck catches pass from Steve McNair to score club's first touchdown in Nashville (9/13)...Oilers pummel Cincinnati 44-14 for first win in Nashville (10/18)...Al Del Greco kicks game-winning field goal to secure season sweep of Pittsburgh (11/15).

### NISSAN STADIUM — Nashville



**Years Played** . . . . 1999-Present

**Record** . . . . . 95-73 (regular season) 2-2 (playoffs)

**First Game** . . . . . 9/12/99 — Tennessee 36, Cincinnati 35 (65,272)

**Highlights:** At Nissan Stadium, the Tennessee Titans have recorded a 93-71 home record (combined regular season and playoffs through 2018), including an undefeated 9-0 home mark in 1999. Adelphia Coliseum, as the stadium was first named, opened its doors in the national spotlight with a preseason victory over the Atlanta Falcons on Aug. 27, 1999. Tennessee opened the regular season with a come-from-behind 36-35 victory over Cincinnati. But the most memorable victory of the season came in a 22-16 Wild Card victory over Buffalo on Jan. 8, 2000. In that game, Kevin Dyson fielded a lateral pass from Frank Wycheck with 16 seconds left and raced 75 yards down the sideline for the winning score. That play, which propelled Tennessee into an AFC Divisional showdown at Indianapolis the following week, was immediately dubbed "The Music City Miracle" and will go down as one of the most memorable moments in NFL history. The Titans won 12 consecutive games to open their new stadium, breaking the NFL record. The Coliseum's name was changed to LP Field in 2006. On June 25, 2015, Nissan and the Titans announced a 20-year stadium naming rights agreement.



## HISTORICAL HIGHLIGHTS

### THE “FOOLISH CLUB”

In 1959, after numerous failed attempts to enter the NFL as owners through expansion or purchase (Chicago Cardinals), Lamar Hunt and K.S. “Bud” Adams, Jr. agree that forming a new league is a viable option to NFL ownership. They would recruit a number of other future owners, who like themselves were looking to enter the world of football ownership, but had been rebuffed. The eight original teams, which would later be dubbed the “Foolish Club” for taking on the NFL were: Dallas (Hunt), Houston (Adams), Denver (Bob Howsam), New York (Harry Wismer), Los Angeles (Barron Hilton), Buffalo (Ralph Wilson), Boston (William Sullivan) and Oakland (Wayne Valley). Minneapolis was set to become one of the original AFL teams, but they were replaced by Oakland when the NFL awarded an expansion franchise to the Minneapolis market in 1960.

All eight teams agreed to contribute \$25,000 to create a league office, which was headed by the first AFL commissioner, Joe Foss. The AFL held their first draft on Nov. 22, 1959 and began play in the fall of 1960 with games televised on ABC.

### 1959

**August 3** – K.S. “Bud” Adams, Jr., announces Houston’s entry into the American Football League.

**August 15** – AFL formally organized with six cities: Los Angeles, New York, Denver, Dallas, Houston and Minneapolis-St Paul.

**October 31** – Adams names the team “Oilers” — “for sentimental and social reasons.”

**November 22** – AFL conducts first player draft. Oilers select Heisman Trophy winner Billy Cannon of LSU.

**December 8** – Oilers sign first players, Don Hitt and Tony Banfield, both of Oklahoma State.

### 1960

**January 1** – Oilers sign their first draft choice in LSU’s Billy Cannon.

**January 3** – Oilers name former Cleveland great Lou Rymkus as first head coach.

**February 20** – Oilers sign veteran pro quarterback George Blanda.

**March 8** – Houston School Board approves lease of Jeppesen Stadium to K.S. “Bud” Adams, Jr., and gives permission to increase seating capacity from 22,000 to 36,000.

**June 21** – Court rules that Billy Cannon will play with the Houston Oilers.

**July 15** – Houston opens first training camp at the University of Houston with daily practices to be held at Busch Field during season.

**August 6** – Oilers lose 27-10 to Dallas Texans in first preseason game at Tulsa.

**August 20** – Oilers defeat Denver 42-3 before 18,500 in home debut at Jeppesen.

**September 11** – Oilers win first regular season contest 37-22 over Oakland at San Francisco. Charles Hennigan scores first Oiler TD on a 43-yard pass from George Blanda. Dave Smith scores first Oiler rushing TD on eight-yard run.

**December 11** – Oilers clinch AFL Eastern Division title with 31-23 win over Buffalo at Houston.

**December 29** – Lou Rymkus named AFL’s first Coach of the Year.

### 1961

**January 1** – Oilers win first AFL Championship by defeating Los Angeles Chargers 24-16 before 32,000 fans at Jeppesen Stadium. Billy Cannon is named game’s MVP; Blanda completes 16 of 32 passes for 301 yards and three TDs. Winning players share: \$1,016.42.

**September 9** – Oilers open regular season with a 55-0 rout of Oakland at Jeppesen despite threats from Hurricane Carla.

**October 16** – Wally Lemm replaces Lou Rymkus as head coach after Oilers open with 1-3-1 record.

**October 22** – Oilers defeat Dallas Texans 38-7 in first outing under Wally Lemm. George Blanda comes off the bench to throw three TD passes, make a 53-yard field goal, and kick three PAT’s.

**October 29** – George Blanda sets AFL passing record with 464 yards on 18-of-32 passing for four TDs as Oilers win 28-16 at Buffalo.

**November 19** – George Blanda throws seven touchdown passes against New York in 49-13 win to set AFL record and the all-time pro record.

**December 3** – Oilers defeat previously unbeaten San Diego 33-13 before Houston’s largest crowd, 37,845. Charles Hennigan catches 10 passes for 214 yards and three TDs. George Blanda hits on 20 of 34 attempts for 351 yards and four TDs and kicks AFL-record 55-yard field goal.

**December 17** – Oilers win second consecutive Eastern Division crown by beating Oakland 47-16 in Oakland. Oilers become first pro team in history to score over 500 points in one season with 513 points in 14 games.

**December 20** – Wally Lemm is named AFL Coach of the Year.

**December 23** – George Blanda is named AFL Player of the Year.

**December 24** – Oilers win second consecutive AFL title, defeating Chargers 10-3 at San Diego. Billy Cannon wins MVP award for second consecutive year. Winning players share: \$1,724.00.

### 1962

**February 23** – Wally Lemm resigns to become the head coach of St. Louis Cardinals.

**March 5** – Oilers name Frank “Pop” Ivy as head coach.

**September 16** – Oilers lose to Boston 34-21 in first pro game in historic Harvard Stadium.

**October 14** – Oilers set AFL scoring record with 56-17 win over New York

### EARLY DOMINANCE & AFL SUPREMACY

With a mix of cast-off players from other professional leagues (QB George Blanda, C Bob Schmidt, T Al Jamison), pro football rookies (RB Billy Cannon, G Bob Talamini) and local college players who never entered the NFL (WR Charles Hennigan, DT Orville Trask), the Oilers quickly became the dominant team in the newly formed American Football League. In each of the league’s first three years, the Oilers advanced to the AFL title game, winning the first two league championships (1960 and 1961). Amazingly, the Oilers reached each of those title games under three different coaches: Lou Rymkus (1960), Wally Lemm (1961) and Frank “Pop” Ivy (1962).

The fiery Rymkus led the inaugural Oilers to the Eastern Division title with a 10-4 mark. They met the Western Division winner Los Angeles Chargers at Jeppesen Stadium in Houston to crown the first AFL champion. The two teams split their two matchups during the regular season. The Oilers took a one-point lead into the fourth quarter and then Blanda hit Cannon for an 88-yard score early in the fourth quarter to end the scoring, 24-16. Blanda tallied 301 passing yards and three touchdowns in the game.

After the Oilers opened the 1961 season 1-3-1, head coach Lou Rymkus was replaced by Wally Lemm, who had been on the 1960 staff but left for private business prior to the 1961 season. The Oilers would win nine consecutive games under Lemm to end the regular season with a 10-3-1 mark and first place in the Eastern Division. The 1961 AFL Championship game was a defensive struggle as the Oilers defeated the San Diego Chargers 10-3 in San Diego.

After leading the Oilers to a second title, the St. Louis Cardinals hired Wally Lemm as their head coach for the 1962 season. The Oilers tabbed Frank “Pop” Ivy to lead the team in 1962. The team again won the Eastern Division with an 11-3 record and faced the Dallas Texans at Jeppesen Stadium for the 1962 AFL title. Dallas raced out to a 17-0 halftime lead, but the Oilers mounted a second half rally to knot the score at 17 with five minutes remaining in the game. The game would go to overtime and was eventually decided in double overtime (6th quarter) with a Dallas 25-yard field goal.

## HISTORICAL HIGHLIGHTS

### OILERS' AFL SUMMARY

In the 10-year history of the AFL from 1960-69, the Oilers amassed a 70-66-5 record, reached the AFL title game four times (1960, '61, '62, '67) and won two AFL titles (1960 and 1961). They had some of the greats of the game, including QB George Blanda, WR Charlie Hennigan, G Bob Talamini, CB Ken Houston and DE Elvin Bethea. Four decades removed from their playing days, these names still sit atop several categories throughout the franchise record book: Blanda threw a franchise-best 36 touchdowns in 1961, Hennigan caught a franchise-best 101 balls in 1964, Houston returned nine interceptions for touchdowns during his Oilers career, and Bethea (unofficially) totaled 105 sacks during his career. The Oilers also saw profound popularity growth as they averaged 20,000 fans in their inaugural 1960 season at Jeppesen Stadium all the way to moving into the Astrodome in 1968, and averaging 44,000 fans in their final AFL campaign.

as George Blanda throws six TD passes.

**December 15** – Oilers win third consecutive Eastern Division title with 44-10 victory over New York. Charlie Tolar gets 107 yards on 18 carries to become the first Oiler back to gain over 1,000 yards in a season. Oilers compile best regular season record in club's history with 11-3 mark.

**December 23** – Oilers lose AFL title to Dallas Texans 20-17 in historic six-quarter game.

### 1963

**December 22** – Oilers lose 52-49 at Oakland in "Pop" Ivy's final game as head coach.

### 1964

**March 1** – Oilers announce building of a new training site at Fannin and Braeswood in Houston.

**June 2** – Frank "Pop" Ivy relieved of head coach-general manager duties. "Bud" Adams names Sammy Baugh as head coach and Carroll Martin as general manager.

**July 15** – Oilers open training camp at new site—Fannin and Braeswood.

**September 8** – Oilers trade Billy Cannon to Oakland for Bob Jackson, Sonny Bishop and Dobie Craig.

**September 13** – Rookie Sid Blanks sets AFL record with 91-yard TD run against New York at Houston.

**December 18** – Sammy Baugh resigns as Oiler head coach.

**December 20** – Oilers play final game in Jeppesen Stadium, defeating Denver 34-15 to end season with 4-10 record. Charles Hennigan catches 101st pass of season to set new all-time pro record.

**December 22** – Hugh "Bones" Taylor named Oiler head coach as Sammy Baugh stays on staff as assistant.

### 1965

**June 5** – Oilers announce they will not play in Harris County Dome Stadium because of "unrealistic lease agreement"; sign five-year lease with Rice University for use of Rice Stadium.

### 1966

**January 13** – K.S. "Bud" Adams, Jr., names Don Klosterman as Oilers' Executive Vice-President and General Manager.

**January 29** – Wally Lemm is named Oiler Head Coach by Dan Klosterman.

**June 8** – Oilers sign Ernie Ladd; Commissioner awards Willie Frazier and Pete Jaquess to San Diego in compensation.

**June 9** – The AFL and NFL announce plans to merge into one league by 1970. Common draft and championship game are scheduled immediately.

**September 3** – Oilers open regular season play with 45-7 home victory over the Denver Broncos. Denver was held to no first downs, an AFL record.

### 1967

**March 14** – First common draft between AFL and NFL; Oilers take

Michigan State All-America George Webster as their No. 1 choice.

**April 2** – Oilers announce they will hold 1967 training camp at Schreiner Institute in Kerrville, Texas. Only third time in history Oilers will have trained outside Houston.

**December 17** – Oilers clinch Eastern Division title with 24-17 win over San Diego at Rice Stadium and become first team to go from cellar to division title in one season, a feat accomplished with 15 rookies on the squad.

**December 20** – Four Oilers are named to All-AFL team. DE Pat Holmes, CB Miller Farr, G Bob Talamini and rookie LB George Webster named to AFL elite unit.

**December 23** – Oiler LB George Webster is unanimous choice as AFL's Defensive Rookie of the Year.

**December 31** – Oakland Raiders break open close game in second quarter and defeat Oilers 40-7 in AFL Championship Game. The only Oiler touchdown comes in fourth quarter on pass from Pete Beathard to Charles Frazier.

### 1968

**February 10** – Oiler owner K.S. "Bud" Adams, Jr., announces that the Oilers will move to the Harris County Dome Stadium for the 1968 season. Contract with Rice will be settled.

**September 9** – Oilers play their first game in the Astrodome, a 25-21 loss to Kansas City before 45,083 fans, and become the first professional football team to play their home games in a domed stadium.

### 1969

**January 25** – Oiler LB George Webster is one of four AFL players named to Pro Football Writers Association's first combined All-Pro team.

**April 15** – Jim Norton, last of the original Houston Oilers, announces his retirement after nine years and Oiler owner K.S. "Bud" Adams, Jr., retires his No. 43 jersey.

**December 14** – Oilers need victory over Boston in Astrodome to assure playoff spot as runner-up team in Eastern Division despite 5-6-2 record. Oilers come from behind to take 27-23 triumph.

**December 21** – Oilers lose bid for championship in 56-7 loss to Oakland in playoff game. Daryle Lamonica hurls six TD passes for Raiders.

### 1970

**January 15** – Oiler LB George Webster named to Pro Football Hall of Fame's All-Time AFL defensive unit. The three-year Oiler veteran was youngest player named to the team.

**June 30** – Oiler veterans join NFL Players Association strike. Owners bar veterans from training camps. Dispute revolved around pension plan.

**July 14** – Oilers open training camp at Schreiner Institute in Kerrville, Texas with only rookies reporting.

**August 3** – Veterans report to training camp after settlement of NFL-NFLPA pension dispute.

**November 1** – Oiler Head Coach Wally Lemm, who led Oilers to AFL title in 1961 and to Eastern Division title in 1967, announces he will retire at the end of 1970 season.

### 1971

**January 21** – Oiler owner K.S. "Bud" Adams, Jr., names Ed Hughes to be the sixth head coach in Oiler history.

**January 26** – Oilers trade RB Hoyle Granger, T Terry Stoepel and DE Charles Blossom to New Orleans for DT Dave Rowe and WR Ken Burrough.

**January 28** – The Oilers, who pick third behind Boston and New Orleans in the college draft, select QB Dan Pastorini of Santa Clara in the first round and grab QB Lynn Dickey of Kansas State in the third round.

**May 5** – Oilers name John W. Breen as general manager, replacing Bob Brodhead. Breen was the first employee hired by Oiler owner K.S. "Bud" Adams, Jr., in 1959 when the American Football League was formed.

**December 12** – S Ken Houston ties all-time pro record for touchdowns on interceptions with theft against Buffalo in Oilers' 20-14 victory. Houston tied record of seven set by Erich Barnes and Herb Adderley.

**December 19** – Oilers close out season with third straight victory by blasting San Diego 49-33 for highest point production since 1963. S Ken Houston establishes all-time pro record with two touchdowns on interceptions. The five-year veteran intercepted successive John Hadl passes in the third quarter and returned them for touchdowns of 35 and 29 yards to run his

## HISTORICAL HIGHLIGHTS

career total to nine. His four returns of interceptions for TDs in one year is also an NFL record.

**December 24** – Oiler DE Elvin Bethea and S Ken Houston are named to AFC Pro Bowl squad. It is second straight selection for Houston.

**December 30** – Oilers name former Florida State and Rice University coach Bill Peterson as their new head coach.

### 1972

**March 21** – K.S. “Bud” Adams, Jr., spearheads a drive which lands the 1974 Super Bowl game for Houston. The game will be played in Rice Stadium on January 13, 1974.

**October 1** – Oilers stun Joe Namath and New York Jets 26-20 in the Astrodome for only victory of 1972 season.

### 1973

**March 2** – Veteran coach and front office executive Sid Gillman accepts position of Executive Vice-President and General Manager of Houston Oilers, replacing John Breen, who retired.

**October 16** – Bill Peterson is fired as head coach of Oilers after 48-20 loss to Denver, making Peterson’s regular season record in 1 1/2 years 1-18. Sid Gillman assumes dual role of General Manager/Head Coach for the rest of year.

**November 5** – Oilers win only game of 1973 season, 31-27, over Baltimore Colts as QB Lynn Dickey completes 22-of-32 passes for 340 yards and three touchdowns.

**December 19** – Oiler DE Elvin Bethea named to Pro Bowl team for third straight year.

### 1974

**January 18** – Sid Gillman announces decision to remain as General Manager/Head Coach for at least one more season, ending speculation that a new head coach would be named.

**February 8** – Former New Orleans and New York Jets coach Ed Biles joins Oilers as defensive assistant.

**March 7** – O.A. “Bum” Phillips, a veteran Texas high school and college coach who was with Sid Gillman at San Diego, is hired by Oilers as defensive coordinator.

**August 28** – Oiler T John Matuszak tries to jump his contract and sign with World Football League Houston Texans. Oilers obtain temporary restraining order and present it to Matuszak at Texans’ game with New York Stars. Matuszak is put on inactive list until trial.

**September 9** – State District Judge Arthur Leshner grants temporary injunction against John Matuszak playing for any other team than Oilers until further court hearings. Matuszak remains on inactive list.

**October 22** – Oilers trade John Matuszak and No. 3 draft choice to Kansas City for Curley Culp and draft choice, ending court battle.

### BUM PHILLIPS

If ever there was a coach made for a team and a team that embodied their coach, it was the marriage between O.A. “Bum” Phillips and the Houston Oilers. A native of Orange, Texas, Phillips spent the majority of his first 15 years in coaching in the Texas high school ranks before moving up the ladder as a defensive coordinator in the college and pro level. He would join the Oilers as a defensive coordinator in 1974 and was named head coach in 1975, where he would remain through the 1980 season. Known for strolling the sidelines in his cowboy hat and boots, he was the face of the Oilers for six seasons (59-38 record) and saw the birth of the “Luv Ya Blue” era. In 1978, he led the Oilers back to the playoffs for the first time in 11 years with their march to the AFC Championship. The Oilers would again reach the AFC Championship game in 1979 and wild card round in 1980. Phillips was let go by the Oilers following the 1980 season.

### LUV YA BLUE!

With Oiler fever in full bloom following the march to the AFC Championship game in the 1978 season, the team looked to tap into the frenzy with a marketing campaign that captured that team spirit. The result was the “Luv Ya Blue!” phrase that would sweep the area and be forever remembered with the 1979 and 1980 seasons. The phrase was trademarked by the team and became as popular as regular Oilers merchandise. The campaign included a song which was written and sung by Mack Hayes, a local musician and was performed before each game at the Astrodome during those seasons.

### 1975

**January 25** – O.A. “Bum” Phillips named Oiler head coach by Sid Gillman, who says he will remain in single role as general manager.

**February 14** – Sid Gillman leaves Oilers as general manager by mutual consent with owner “Bud” Adams. Bum Phillips adds title of general manager to head coaching duties.

**October 19** – Oilers come from behind to defeat Washington 13-10 in Astrodome for first win ever over NFC team.

**November 16** – Oilers get 20-19 win over Miami as Billy Johnson ties all-time pro record for return TDs in one season (4).

**December 21** – Oilers close out finest season since 1962 with 21-10 win over Cleveland, giving Bum Phillips a 10-4-0 record in his first year as a head coach. Oilers set a new home attendance record, averaging 48,000 in seven home games.

### 1976

**February 10** – Wade Phillips, son of Head Coach Bum Phillips, named to Oiler coaching staff as LB coach. Phillips had been an assistant at University of Kansas.

**April 1** – Oilers lose Fred Hoaglin, Mark Cotney and Jesse O’Neal in NFL expansion draft.

**April 2** – Oilers trade QB Lynn Dickey to Green Bay for QB John Hadl, CB Ken Ellis, draft choices and cash.

### 1977

**October 9** – Oilers march into first place in the AFC Central Division after whipping Pittsburgh 27-10 at the Astrodome, but lose Dan Pastorini to an ankle and back injury.

**November 13** – Oakland holds off Oilers 34-29 as Houston DE Elvin Bethea suffers a broken arm after playing in 135 consecutive games, a team record.

### 1978

**January 7** – Owner K.S. “Bud” Adams, Jr., announces the appointment of Ladd K. Herzog as Senior Vice-President and Chief Administrative Officer of the Houston Oilers.

**January 24** – Curley Culp, Ken Burrough, Billy Johnson and Robert Brazile play for AFC on Pro Bowl team.

**April 24** – Oilers trade three draft picks and TE Jimmie Giles to Tampa Bay for rights to 1978 number one draft selection in order to choose Texas All-America and Heisman Trophy winner Earl Campbell.

**October 23** – Houston ends Pittsburgh’s seven-game win streak with Monday night victory over the Steelers, 21-17. It marks Houston’s first win ever on Monday Night Football.

**November 12** – Houston comes from 23-0 deficit to capture 26-23 win over New England Patriots.

**November 20** – Earl Campbell rushes for four touchdowns against Miami Dolphins in Oilers’ 35-30 victory. Campbell’s two Monday night appearances net him 7 of his 13 season TDs.

**November 26** – Earl Campbell gains 100 yards rushing vs. Cincinnati before home crowd to tie NFL record for most 100-yard games by a rookie – 7 (ties Franco Harris and Don Woods). Also breaks Oiler single season records for most yards rushing (Hoyle Granger, 1,194 yards in 1967) and most rushing attempts (Charlie Tolar, 224 yards in 1962).

**December 10** – Houston captures 17-12 decision over New Orleans Saints

## HISTORICAL HIGHLIGHTS

### EARL CAMPBELL

Tabbed the "Tyler Rose", Earl Campbell was a Texas high school legend who would go on to the University of Texas and earn the 1977 Heisman Trophy. The Oilers pulled off a draft blockbuster to acquire Campbell, trading four picks and TE Jimmie Giles to acquire the first pick in the 1978 draft from the Tampa Bay Buccaneers. Campbell made an immediate impact as a rookie, gaining 1,450 yards and scoring 13 touchdowns in his initial campaign and earning NFL Rookie of the Year and NFL Offensive Player of the Year honors. In one of the most famous performances in Monday Night Football history, Campbell gained 199 yards and scored four touchdowns on 28 carries against the Miami Dolphins in November of 1978. From 1978 to 1984 Campbell led the Oilers to three playoff appearances, gained 8,547 yards and earned five Pro Bowl invitations. During the 1984 season, Campbell was traded to New Orleans to be reunited with Bum Phillips for a first round draft choice. He was inducted into the Pro Football Hall of Fame in 1991.

to clinch berth in AFC Wild Card game versus Miami.

**December 24** – Houston wins first playoff game since 1961 by defeating Miami 17-9 in the Orange Bowl.

**December 31** – Oilers continue playoff march with 31-14 win against New England before 61,297 chilled fans in Foxboro, Mass.

### 1979

**January 7** – Houston playoff dreams end as Pittsburgh takes 34-5 victory in AFC Championship Game. Oilers welcomed by 50,000 loyal fans in the Astrodome as radio station KILT sponsors homecoming.

**January 30** – Earl Campbell, Elvin Bethea, Robert Brazile and Curley Culp represent Houston in the Pro Bowl in Los Angeles.

**August 3** – Oiler T Greg Sampson undergoes brain surgery which signals the end to a promising career.

**December 10** – Before national television audience, Houston defeats division nemesis Pittsburgh 20-17, giving Oilers spot in 1979 playoffs.

**December 17** – Several Oilers lock up individual titles: Earl Campbell is NFL rushing champion for the second consecutive year; Mike Reinfeldt captures the crown for most interceptions in NFL with 12; Toni Fritsch is the most accurate field goal kicker, connecting on 21-25 attempts; and Jesse Baker leads the AFC in QB sacks with 15 1/2.

**December 23** – In first playoff game played in Houston since 1962, Oilers defeat Denver Broncos 13-7. Key offensive players Earl Campbell, Dan Pastorini and Ken Burrough are all injured in the contest.

**December 29** – Oilers defeat San Diego 17-14 without injured Earl Campbell, Dan Pastorini and Ken Burrough. Backup QB Gifford Nielsen plays conservative offense as Rob Carpenter, who was injured earlier in the week and was on crutches the night before the game, gains 67 yards rushing in his best effort of the season. The big star of the game is S Vernon Perry, as he intercepts an NFL-record four passes in a playoff game.

### 1980

**January 6** – In a rematch of the 1978 AFC Championship Game, the Steelers win 27-13 in a game that saw a controversial call keep Mike Renfro from scoring what would have been the tying score late in third quarter.

**January 7** – In the wee hours of the morning, the Oilers return from Pittsburgh to an excited throng of 70,000 people at the Astrodome.

**January 28** – Six Oilers represent Houston in the Pro Bowl: RB Earl Campbell, T Leon Gray, PK Toni Fritsch, LB Robert Brazile, S Mike Reinfeldt and DE Elvin Bethea.

**September 15** – Before the largest stadium crowd to ever witness an Oilers' game (80,243), Houston defeats the Browns in Cleveland Stadium 16-7. The game was also televised before a national audience on Monday Night Football.

**October 14** – Oilers acquire All-Pro TE Dave Casper from Oakland for undisclosed draft picks.

**October 19** – Earl Campbell becomes only the second RB in the history of the Oiler franchise to rush for over 200 yards in a single game when he leads the Oilers to a 21-14 triumph over Tampa Bay with 206 yards. Club rushing record for single game is 216 yards by Billy Cannon (Dec. 10, 1961 vs. New York Titans).

**October 26** – Earl Campbell ties NFL record for most consecutive 200-yard games rushing (two) with 202 yards vs. Cincinnati in the Astrodome. Campbell now shares record with O.J. Simpson (Buffalo, 1973, 1976). Oilers defeat Bengals 23-3.

**December 4** – Houston's defense shuts out the Pittsburgh Steelers 6-0. Toni Fritsch provides all the points the Oilers need with two field goals. This marked the third evening prime-time win of the season for the Oilers as the game was played in the Astrodome before a sellout crowd and a national television audience. It marked the first shutout registered by the Oilers since a 47-0 win over the Chicago Bears. (November 6, 1977).

**December 21** – Oilers clinch third playoff spot in as many years with 20-16 victory over the Minnesota Vikings in the Astrodome. Earl Campbell sets NFL record by rushing for over 200 yards in single game four times in one season. He finishes season with 1,934 yards, second highest total in NFL history behind O.J. Simpson's 2,003 yards in 1973. The Oilers must wait until the final game of the season to see who their playoff opponent will be, as their 11-5 record equals that of division foe Cleveland, but Oilers become Wild Card participant due to tie-breaker procedures.

**December 28** – Oilers season comes to an end with disappointing AFC Wild Card loss at the hands of the eventual Super Bowl champion Oakland Raiders. The loss marks the third consecutive year that the Oilers have been eliminated from the playoff picture by the eventual Super Bowl champions (Pittsburgh Steelers in both 1978 and 1979).

**December 31** – K.S. "Bud" Adams Jr., relieves Bum Phillips of his duties as Head Coach and General Manager. Ladd K. Herzeg is promoted from post of Senior Vice-President/Chief Administrative Officer to the position of Executive Vice-President and General Manager of the Oilers.

### 1981

**January 3** – announce the selection of Ed Biles as their new head coach. Biles had been Oilers' defensive coordinator since 1975.

**February 8** – Dick Nolan, former Head Coach for the New Orleans Saints and the San Francisco 49ers, is named defensive coordinator.

**February 15** – Mike Holovak is named as Assistant General Manager by the Oilers.

**September 6** – Oilers defeat Rams at season opener at Los Angeles 27-20 as rookie Willie Tullis returns kickoff 95 yards for score in final minute of game. Win gives Ed Biles his first as head coach of NFL club.

### 1982

**January 19** – Former All-Pro S Ken Houston returns to Oilers as defensive assistant assigned to work with the DBs. Houston had been All-Pro performer before being traded to Washington where he retired following 1980 season.

**January 31** – Oilers open 2.5 million dollar training facility less than two miles from Astrodome. Owner-President K.S. "Bud" Adams, Jr., provides funds for what is considered one of top facilities in the NFL.

**February 3** – Oilers announce new three-year contract with Mutual Broadcasting System for radio rights to Houston's games. KTRH-AM in Houston will serve as flagship station.

**March 18** – Oilers announce that head coach Ed Biles has been given a contract extension.

**April 28** – Oilers select Penn State G Mike Munchak in first round of NFL draft. It is the first number one choice in the draft that Oilers have had since Earl Campbell was selected in first round in 1978.

**May 3** – Computer added to Oilers offices to assist club with player personnel, college scouting, ticket and business operations as well as many other functions within the organization.

**September 17** – Oilers acquire QB Archie Manning from New Orleans Saints in one-for-one swap for T Leon Gray.

**September 20** – NFL Players Association strike announced.

**November 16** – Settlement of 57-day player strike announced by NFL Management Council and NFL Players Association.

### 1983

**January 2** – Oilers fall to Cincinnati Bengals 35-27 to conclude 1982

## HISTORICAL HIGHLIGHTS

regular season play in a game that was re-scheduled from November 14 (canceled due to players' strike).

**January 25** – Chuck Studley joins Oilers as defensive coordinator after successful stints with San Francisco 49ers (Super Bowl champs following '81 season) and Cincinnati Bengals.

**February 1** – Oilers perennial All-Pro DE Elvin Bethea decides not to retire following 1982 season and will return for his 16th year in the NFL, all with the Oilers.

**February 2** – Oilers announce promotion of Mike Holovak from Assistant General Manager to VP/Player Personnel.

**April 23** – The Oilers announce trade of their second pick in first round to Los Angeles Rams for the third pick overall in draft. Oilers receive Rams' fourth-round choice in 1983 and fourth-round choice in 1984 for moving down one notch in first round.

**April 24** – The Oilers announce their second trade in as many days involving Oilers' first-round draft pick. Oilers trade third choice overall in first round to Seattle for ninth choice overall in first round plus Seahawks' second- and third-round picks in 1983 (combining trades of April 24-25, Oilers moved from second position in first round to ninth and acquired Seahawks' second- and third-round choice in 1983 and Rams' fourth round choice in 1983 and 1984, a total of four additional picks).

**April 26** – Oilers select T Bruce Matthews from USC in round one of NFL draft with the ninth choice in the round. Also, for first time since 1969, the Oilers had each of their choices through the first nine rounds.

**August 4** – In preseason opener, ceremonies honoring Elvin Bethea's 16 years with the club occur at halftime. Bethea's jersey, No. 65, will be retired at the conclusion of the season.

**October 10** – Head Coach Ed Biles resigns after two and one-half years as head coach.

**October 11** – The Oilers appoint Defensive Coordinator Chuck Studley as interim head coach.

**October 20** – Oilers trade QB Archie Manning and TE Dave Casper to Minnesota for second- and fourth-round picks in 1984 draft.

**December 18** – Oilers close season with 20-10 loss at Baltimore in what would be the Colts' final game played in Baltimore before moving to Indianapolis.

### 1984

**January 3** – The Oilers name Hugh Campbell as new head coach.

**January 30** – Announcement is made that Kay Dalton will remain as offensive coordinator and also that Jerry Glanville will become new defensive coordinator.

**February 3** – The Oilers announce that they win the "recruiting war" for free agent QB Warren Moon.

**February 10** – Entire organization loses tremendous friend with the passing of radio talk-show host John Breen. Breen was first employee hired by the Oilers in 1959 and served in numerous front office capacities, including General Manager and Director of Player Personnel.

**May 1** – Oilers draft Dean Steinkuhler among a total of 14 players during the one-day marathon. Of the 14 players selected, 10 were defensive players.

**September 6** – Oilers and City of Houston celebrate 25th season of professional football at "Silver Salute," which is held on the floor of the Astrodome. The black-tie gala consists of dinner, dancing and an auction with all proceeds benefiting the Ronald McDonald House. This date is also proclaimed "Houston Oilers Day" by Mayor Kathryn J. Whitmire.

**October 9** – Oilers trade RB Earl Campbell to New Orleans Saints for first round choice in 1985 draft. The Oilers also obtain C Jim Romano from Raiders for Houston's third- and sixth-round picks in 1985.

**October 26** – Oilers announce that KODA-FM will be new flagship station for Oilers' radio broadcasts beginning in 1985. The Oilers and KODA-FM sign a multi-year contract.

**November 11** – Oilers defeat Chiefs 17-16 in Kansas City after losing opening 10 games of the season, as Hugh Campbell gets first win as NFL head coach.

**December 2** – Houston defeats Steelers in overtime thriller 23-20 for third win in four weeks before home crowd. Joe Cooper kicks winning field goal with 5:53 elapsed in extra period. It is the first overtime loss in Steeler history.

**December 12** – G Mike Munchak is selected to play in the AFC-NFC Pro Bowl game in Honolulu.

**December 17** – Warren Moon completes his first NFL season with 3,338 yards passing, breaking the team record set by George Blanda in 1961 (3,330). Tim Smith's 1,141 yards receiving enabled him to become third player in Oilers' history to post consecutive 1,000-yard receiving seasons after gaining 1,176 in 1983. Bill Groman (1960-61) and Charlie Hennigan (1963-64) were the others.

### 1985

**July 1** – The Oilers sign 1983 Heisman Trophy winner Mike Rozier. Rozier was selected by the Oilers in the first round of the 1984 Supplemental Draft of USFL players.

**July 2** – WR Drew Hill is acquired by the Oilers in a trade with the Los Angeles Rams.

**August 3** – The Oilers battle the New York Giants in the annual NFL Hall of Fame Game in Canton, Ohio, with the Giants winning 21-20. The game also makes radio history as the first stereo broadcast of an NFL game on KODA-FM.

**December 9** – Hugh Campbell is relieved of his duties as head coach. The club names Defensive Coordinator Jerry Glanville as interim head coach for the season's remaining two games.

### 1986

**January 2** – The Oilers release seven assistant coaches from their employment contracts: John Devlin, Joe Faragalli, Gene Gaines, Ken Houston, Bruce Lemmerman, Bob Padilla and Al Roberts.

**January 20** – Jerry Glanville signs a five-year contract as Head Coach of the Oilers.

**February 2** – G Mike Munchak starts for the AFC in the annual Pro Bowl in Honolulu, Hawaii.

**April 29** – The Oilers select Purdue QB Jim Everett with their first selection in the 1986 NFL Draft. The team follows by selecting Louisville WR Ernest Givins in the second round and RB Allen Pinkett of Notre Dame in the third round.

**September 18** – The Oilers trade QB Jim Everett, the third player selected in the 1986 draft, to the Los Angeles Rams in exchange for G Kent Hill, DE William Fuller, the Rams' number one draft choices in 1987 and '88 and L.A.'s fifth rounder in 1987.

**December 21** – Houston concludes the 1986 season on a positive note, defeating the Buffalo Bills 16-7. WR Drew Hill catches five passes for 114 yards giving him 1,112 yards for the season as he joins rookie Ernest Givins (1,062 yards) to form the 19th tandem in NFL history to each surpass the 1,000-yard receiving mark. In addition, QB Warren Moon throws for 208 yards to finish the year with 3,489 yards and break his own single-season club record. PK Tony Zendejas connects on all three of his field goal attempts and his 22 three-pointers establishes a new Oiler high.

### 1987

**July 1** – The Oilers announce plans to retire the No. 34 jersey of former RB Earl Campbell, the leading rusher in club history. The ceremony is scheduled for August 13.

**October 4** – The Oilers win their first "replacement" game in Denver 40-10 as QB Brent Pease throws for 260 yards and a TD and LB Eugene Seale returns an interception 73 yards for a touchdown.

**October 25** – With the players' strike over, the Oiler "regulars" return to action with a 37-33 win over the Falcons as RB Mike Rozier rushes for 144 yards while rookie WR Curtis Duncan catches two TD passes including the game-winner.

**October 28** – First-round draftee FB Alonzo Highsmith ends his holdout by agreeing to a multi-year contract.

**November 3** – The Oilers acquire veteran T Bruce Davis from the Raiders for what later becomes a 1988 second-round draft choice.

**November 4** – T/G Bruce Matthews ends his holdout by agreeing to terms with the Oilers.

**December 15** – Along with several prominent Houston business leaders, K.S. "Bud" Adams, Jr., holds a press conference to announce that the goal of marketing 75% of the new Columbia Suites by December 15 has been met.

**December 23** – The Oilers place three players on the AFC Pro Bowl roster, their largest contingent since 1981. Chosen to play in the Honolulu all-star game are S Keith Bostic, G Mike Munchak and RB Mike Rozier.

**December 27** – The Oilers clinch their first playoff berth since 1980 as they

## HISTORICAL HIGHLIGHTS

defeat the Bengals 21-17 before an SRO crowd at the Astrodome. Rookie FB Alonzo Highsmith scores two TDs and QB Warren Moon throws his 21st scoring pass of the season. That marks the most TD passes by an Oiler since George Blanda tossed 24 in 1963.

### 1988

**January 3** – In an AFC Wild Card Playoff, the Oilers defeat the Seahawks 23-20 in overtime on Tony Zendejas' 42-yard field goal.

**January 10** – The Oilers' season ends as the Broncos defeat them 34-10 in an AFC Divisional Playoff before 75,968 fans in Mile High Stadium.

**April 21** – The Oilers acquire DE Sean Jones from Raiders along with L.A.'s second-round draft choice. Houston gives up one of its first-round draft picks, a fourth-round selection and changes places with Raiders in the third round.

**May 6** – The Oilers announce that they will hold training camp at Southwest Texas State University in San Marcos. SWTSU thus becomes the Oilers' eighth training camp site since the team's inception in 1960.

**May 17** – Oilers re-assign Mike Holovak as Assistant to the General Manager.

**November 7** – The Oilers appear on Monday Night Football for the first time since 1982 and defeat the Cleveland Browns 24-17.

**December 14** – The rosters for the AFC-NFC Pro Bowl are released and feature eight Oilers: DE Ray Childress, WR Drew Hill, G Bruce Matthews, QB Warren Moon, G Mike Munchak and RB Mike Rozier.

**December 24** – The Oilers beat the Cleveland Browns 24-23 in an AFC Wild Card Playoff Game as RB Allen Pinkett scores two touchdowns.

### 1989

**January 1** – In an AFC Divisional Playoff Game, the Oilers drop a 17-10 decision to the Bills before 79,532 fans at Rich Stadium in Buffalo.

**February 1** – Executive Vice-President/General Manager Ladd K. Herzeg announces his resignation.

**February 2** – The Oilers announce the promotion of Mike Holovak to General Manager, replacing Ladd Herzeg. Also, under NFL's new "Plan B" free agency, 21 Oilers are left unprotected while 37 are protected.

**February 22** – The Oilers name Kevin Gilbride to the post of Quarterbacks Coach. He joins the club after serving as Offensive Coordinator at East Carolina.

**April 1** – The Oilers end up losing 15 players and signing seven under the NFL's first "Plan B" free agency system.

**April 7** – The Oilers sign QB Warren Moon to a new long-term contract.

**September 24** – Despite a sellout crowd in the first game in the newly-expanded Astrodome, the Oilers lose to the Buffalo Bills, 47-41 in OT.

**October 1** – The Oilers defeat the Miami Dolphins 39-7 as QB Warren Moon completes a career-best 82.6% of his passes (19/23). In addition, Houston's defense holds Dolphin QB Dan Marino to his worst game as a starter (11/29, 103 yds.).

**October 22** – The Oilers record the ninth shutout in club history and their first in nine years (spanning 132 games) with a 27-0 whitewash of the Pittsburgh Steelers. Pittsburgh manages just 132 total yards, the fewest yards allowed by Houston in 12 seasons.

**December 3** – The Oilers win at Pittsburgh 23-16 despite a blizzard and windchill temperatures of -20 degrees. RB Lorenzo White's one-yard run with 21 seconds remaining wins it as the Oilers claim sole possession of first place after the season's 13th game, the latest the team has been in first place in a season since 1967.

**December 10** – The Oilers honor their 30th Anniversary "Dream Team" while defeating the T.B. Buccaneers 20-17.

**December 20** – G Bruce Matthews, QB Warren Moon and G Mike Munchak are named starters for the February 4 Pro Bowl.

**December 23** – In a regular season finale battle for the AFC Central Division title, the Oilers lose to the Cleveland Browns 24-20 on RB Kevin Mack's TD with 39 seconds left. The Oilers fall short after battling back from a 17-0 deficit as QB Warren Moon establishes personal bests for attempts (51), completions (32) and yards (414, most since George Blanda's 418 in 1961). Oilers set all-time single season attendance record with 451,027 fans, eclipsing 411,652 in 1978.

**December 31** – In an AFC Wild Card playoff game, the Oilers lose a 26-23 OT decision to the Pittsburgh Steelers as PK Gary Anderson kicks a 50-yard field goal. Houston WR Ernest Givins catches 11 passes for 136 yards and two TDs.

### MOON ERA

In February of 1984, the Oilers won a recruiting battle for a five-time Canadian Football League champion quarterback named Warren Moon and by doing so, changed the future of the franchise. Houston had a leg up on the competition with the hiring of Hugh Campbell, who coached Moon for five seasons in Canada, just a month earlier. Moon would play 10 seasons for the Oilers and lead them to the playoffs in each of his final seven seasons (1987-93) with the team and earn six Pro Bowl invitations. Moon established many of the franchise's passing records, including career passing yards (33,685), career touchdowns (196), single season passing yards (4,690 in 1991), passing yards in a game (527 at KC in 1990) and career 300-yard passing games (38). His quick release, decision-making and mobility made him a perfect fit for the Oilers high-octane passing offense. Moon's reign at quarterback for the Oilers came to end with the advent of the salary cap prior to the 1994 season. Most of the Oilers' high-priced talent was released or traded away to comply with the new NFL structure, including Moon, who was traded to Minnesota in April 1994. In 2006, Moon became the first African-American quarterback to be inducted into the Pro Football Hall of Fame.

### 1990

**January 6** – Jerry Glanville leaves his position as Oilers' head coach by "mutual agreement."

**January 9** – Jack Pardee signs a five-year contract to become the 14th head coach in Houston Oiler history. Pardee joins the Oilers after enjoying a successful three seasons as the head coach at the University of Houston.

**January 30** – The Oilers extend the contract of Executive Vice President/General Manager Mike Holovak. In addition, the team names former LBs Coach Floyd Reese to the newly-created position of Assistant General Manager and promotes Quarterbacks Coach Kevin Gilbride to Offensive Coordinator. Also, the team announces the signing of a multi-year contract that allows KTRH-AM/KLOL-FM to broadcast all Oiler football games beginning in 1990.

**September 23** – The Oilers win their 1990 home opener 24-10 over the Indianapolis Colts as QB Warren Moon becomes the all-time leading passer in club history. Moon throws for 308 yards (plus three TDs) to surpass George Blanda's team record of 19,149 yards. The record fell on a third quarter seven-yard pass to WR Haywood Jeffires. WR Drew Hill catches ten passes for 123 yards to help key the victory.

**October 14** – QB Warren Moon passes for 369 yards and a career-best five TDs as the Oilers hammer the Cincinnati Bengals 48-17. Moon thus becomes the first player in pro football history to throw for over 20,000 yards in two different leagues (21,228 in Canadian Football League).

**December 9** – The Oilers shatter several team records while drubbing Cleveland 58-14. Included among the records set are most points in a game, in a quarter (31) and in a half (45). RB Lorenzo White ties a club mark with four rushing touchdowns, the first time that has been accomplished in the NFL in two years.

**December 16** – The Oilers win a key road game, beating Kansas City 27-10 at Arrowhead Stadium. QB Warren Moon again supplies the big news, completing 27-of-45 passes for 527 yards. That represents the second-best single-game passing performance in NFL history. The record belongs to the Rams' Norm Van Brocklin, who threw for 554 yards against the New York Yanks on September 28, 1951. Moon had an opportunity to break the record but declined to do so based on the Oilers' comfortable lead. Almost overshadowed by Moon's effort was WR Haywood Jeffires catching nine balls for 245 yards (including an 87-yard TD), which marked the second best receiving day in Oiler history. Charles Hennigan had 272 receiving yards versus the Patriots on October 13, 1961.

**December 19** – Six Oilers are named to the AFC squad for the Feb. 3 Pro Bowl. The six include starters G Bruce Matthews, QB Warren Moon and G Mike Munchak, plus reserves DT Ray Childress, WR Ernest Givins and WR Drew Hill.

## HISTORICAL HIGHLIGHTS

### RUN 'N SHOOT

Born in the 1970's under the offensive master "Mouse" Davis, the "Run 'N Shoot" offense and its concepts started to enter the NFL in the late 1980's. The Houston Oilers were one of the first teams to run the pass oriented offense that featured one running back and four wide receivers. The Oilers hired June Jones, a Mouse Davis disciple, in 1987 as quarterback coach and he integrated some of the "Run 'N Shoot" concepts into offense. Jones left following the 1988 season to join Wayne Fontes in Detroit. Kevin Gilbride, who also had worked with Davis, took over in 1989 and continued to mold the offense. With Jack Pardee's arrival as head coach in 1990, the Oilers offense became a full-time "Run 'N Shoot" offense, where in previous years it was only used in passing situations. During a three-year stretch (1990-92), the Oilers ranked first in the NFL in passing yards (avg. 4,485 passing yards per season) and second in total yards (avg. 5,954 yards per season). They set a then-franchise record for points scored in 1990 with 405. Warren Moon drove the offense and under his leadership the offense took flight and his receiving corps of Drew Hill, Haywood Jeffires, Ernest Givens and Curtis Duncan totaled unbelievable numbers as they tortured NFL defenses. Head coach Jack Pardee was relieved of his duties 10 games into the 1994 season and with that came the death of the "Run 'N Shoot" offense. New head coach Jeff Fisher moved the offense back to a conventional approach in 1995.

**December 30** – Led by backup QB Cody Carlson, who played for the injured Warren Moon (dislocated thumb), the Oilers earn a Wild Card playoff berth by defeating the Pittsburgh Steelers 34-14 in the Astrodome. Carlson completes 22 of 29 passes for 247 yards and three TDs. With the victory, the Oilers end up in a three-way tie for first place with Cincinnati and Pittsburgh in the AFC Central.

### 1991

**January 6** – The Oilers' 1990 season comes to a close as they are eliminated from the playoffs by the Cincinnati Bengals. Houston loses at Riverfront Stadium 41-14 in an AFC Wild Card game.

**January 26** – It is announced that Earl Campbell has been voted into the Pro Football Hall of Fame. The announcement is made in Tampa, Florida. Campbell is to be enshrined on July 27.

**May 17** – The Oilers and the City of San Antonio formally sign six-year contract which will allow the Oilers to hold training camp there. Trinity University is chosen as the host school.

**September 16** – In a pre-game ceremony, Earl Campbell receives his Hall of Fame ring from Hall Executive Director Pete Elliott. In the game that follows, the Oilers defeat Kansas City 17-7 to signal the first 3-0 start in franchise history.

**October 13** – In a 23-20 victory over the Jets at Giants Stadium, WR Haywood Jeffires ties Charlie Hennigan's 30-year-old team record for receptions in a game with 13 (186 yards). QB Warren Moon completes 35-of-50 passes for 423 yards, which is the fifth-best total in team annals. Also, WR Drew Hill surpasses Hennigan's 410 catches to become the all-time leading receiver in Oiler history.

**November 3** – Despite a 16-13 OT loss at Washington, WR Drew Hill moves past WR Ken Burrough's 6,907 receiving yards to become the Oilers' all-time leader in that category.

**November 10** – QB Warren Moon establishes career highs for completions (41) and attempts (56) as he throws for 432 yards, which is fourth best in team history, in Oilers' 26-23 OT victory over Dallas. Moon also passes Fran Tarkenton's 47,003 yards and moves into second place behind Ron Lancaster on all-time professional passing yards chart.

**December 8** – The Oilers defeat the Steelers 31-6 in the Astrodome as Houston captures its first-ever undisputed AFC Central Division championship. QB Warren Moon throws for 254 yards and becomes just the third QB in NFL history (Miami's Dan Marino, San Diego's Dan Fouts) to have back-to-back 4,000-yard seasons.

**December 15** – QB Warren Moon surpasses Dan Marino's NFL record

(378 in 1986) for completions in a season as the Oilers beat the Browns 17-14.

**December 18** – Eight Oilers (tied NFL-best), including a league-high six starters are named to the AFC team for the February 2 Pro Bowl. The six starters include CB Cris Dishman, DE William Fuller, WR Haywood Jeffires, C Bruce Matthews, G Mike Munchak and LB Al Smith. DT Ray Childress and QB Warren Moon are also named to the squad although Childress was eventually unable to play because of a back/rib injury.

**December 21** – WR Haywood Jeffires becomes just the fifth player in NFL history to record 100 receptions in a single season despite the Oilers' 24-20 road loss to the Giants. Coupled with Drew Hill's 90 catches, that pair's 190 represents the most receptions by two teammates in one season in league annals. In addition, QB Warren Moon eclipses Dan Marino's NFL record (623 in 1986) for attempts in a season. DE William Fuller registers his 15th sack of the season and thus becomes the first Oiler ever to lead the conference in that category.

**December 29** – The Oilers defeat the New York Jets 17-10 in an AFC Wild Card playoff game before 61,485 fans in the Astrodome. S Bubba McDowell intercepts two key passes inside the Oiler five-yard line to preserve the win.

### 1992

**January 4** – After leading for most of the game, the Oilers end up losing a 26-24 decision to the Denver Broncos in an AFC Divisional Playoff game in front of 75,301 fans at Mile High Stadium. PK David Treadwell's 28-yard field goal with 16 seconds left in the game proves to be the deciding points. The loss mars a great performance by Oiler QB Warren Moon, who completes 75% of his passes (27 of 36) for 325 yards and three touchdowns.

**March 6** – The Oilers name Steve Underwood as General Counsel. Underwood joins the Oilers from the Houston firm of Caldwell and Hurst where he has handled most of the team's legal work since 1977.

**August 1** – The Oilers defeat the Dallas Cowboys 34-23 in the American Bowl in Tokyo, Japan, which marks Houston's first game outside of the United States.

**August 31** – The Oilers and QB Warren Moon reach agreement on a new multi-year contract that includes a settlement of a controversial escalator clause.

**September 29** – The Oilers sign free agent WR Webster Slaughter to a two-year contract. Slaughter had been one of four players who were declared free agents by a Minneapolis judge on September 24.

**October 11** – In a 38-24 win at Cincinnati, QB Warren Moon ties a personal best with five TD passes to eclipse George Blanda's team record for career touchdown passes (165, Moon now has 169). Also, WR Haywood Jeffires catches three TD passes to tie the franchise record, and RB Lorenzo White rushes for a career-best 149 yards.

**October 18** – QB Warren Moon becomes the leading passer in professional football history by surpassing Ron Lancaster's 50,535 yards (in 19 years). After the Oilers' heartbreaking 27-21 loss at Denver, Moon now has 50,589 yards. Moon's total, accumulated in less than 15 seasons, includes 21,228 yards in the CFL and 29,361 yards in the NFL.

**November 15** – In Houston's 17-13 win at Minnesota, QB Warren Moon suffers a fractured upper left arm on a fourth quarter hit by Viking S Vencie Glenn and misses the next five games. Despite the injury, Moon becomes just the 14th NFL QB to surpass 30,000 passing yards as he accomplishes that faster (125 games) than any player in league history except for Miami's Dan Marino (114 games).

**November 26** – Subbing for the injured Warren Moon, QB Cody Carlson throws for a career-high 338 yards as the Oilers defeat the Lions 24-21 on Thanksgiving Day in Detroit.

**December 11** – After being diagnosed with kidney cancer, Offensive Coordinator Kevin Gilbride undergoes surgery for the removal of his cancerous kidney. He misses two games as Receivers Coach Chris Palmer and injured QB Warren Moon help to handle Gilbride's game day responsibilities.

**December 23** – An NFL-best nine Oilers earn Pro Bowl honors with four players designated as starters for the February 7 game. The starters include WR Haywood Jeffires, C Bruce Matthews, G Mike Munchak and LB Al Smith. The Houston reserves feature DT Ray Childress, WR Curtis Duncan, WR Ernest Givins, QB Warren Moon and RB Lorenzo White. The inclusion of Jeffires, Givins and Duncan represents the first time ever that

## HISTORICAL HIGHLIGHTS

three receivers from the same team have been designated as Pro Bowlers. **December 20** – Shortly after their exciting, come-from-behind 17-14 win at Cleveland, the Oilers learn that they have clinched a playoff berth for the sixth straight season. That represents the longest current post-season streak in the NFL.

**December 27** – As Houston routs Buffalo 27-3 in the regular season finale, WR Haywood Jeffires catches six passes to finish with 90 receptions. He thus leads the AFC in that category for the third straight season, becoming only the second player since the 1970 AFL-NFL merger to accomplish that feat.

### 1993

**January 3** – The Oilers lose a 41-38 OT decision at Buffalo in an AFC Wild Card playoff game. QB Warren Moon completes 36 of 50 passes for 371 yards and four first-half touchdowns.

**January 29** – The Oilers name Buddy Ryan as the team's defensive coordinator.

**July 2** – NFL Commissioner Paul Tagliabue rules in a dispute between the Oilers and Washington. Tagliabue completes a trade which sends Washington LB Wilber Marshall to Houston in exchange for the Oilers' third-round draft choice in 1994 and their fifth-round selection in 1995.

**November 21** – RB Gary Brown explodes for 194 rushing yards to lead Houston to its fifth consecutive win, a 27-20 victory at Cleveland. Brown's rushing total is the highest by any AFC back in three years and the most by an Oiler in 13 years. His back-to-back running sum of 360 yards is also the team's best in 13 seasons. Brown becomes the first NFL back in ten years to gain over 100 yards in his first two career starts.

**November 28** – In the Oilers' 23-3 Astrodome victory over the Steelers, WR Ernest Givins passes Drew Hill's 480 catches to become Houston's all-time leading receiver.

**December 5** – As Houston captures its seventh straight win with a 33-17 home decision over Atlanta, the Oilers' defense forces seven turnovers (including a team record-tying six interceptions) for its highest such total in 16 years.

**December 14** – Oilers DT Jeff Alm commits suicide following the death of his best friend in a traffic accident. The Oilers hold a memorial service for their teammate the following day.

**December 19** – The Oilers clinch their second outright AFC Central Division championship with a 26-17 win over the Steelers at Three Rivers Stadium. Houston thus cements a playoff berth for the seventh consecutive season, the longest current streak in the NFL. The Oilers also become just the second team since the 1970 AFL-NFL merger to go undefeated within the AFC's Central Division (also 1975 Steelers). Against Pittsburgh, PK Al Del Greco surpasses the team record of 115 points in a single season.

**December 28** – G Mike Munchak establishes an Oiler record by being named to the Pro Bowl for the ninth time (Elvin Bethea had eight appearances).

### 1994

**January 2** – The Oilers close the regular season with their club record 11th consecutive win, a 24-0 shutout of the Jets in the Astrodome. The winning streak is the longest in the NFL in nine years as the Oilers become just the fifth team in league history to close a season with 11 straight victories. The Oilers also set a franchise record with 12 wins for the season and go undefeated in both November and December for just the third time ever. Amazingly, RB Gary Brown finished with 1,002 yards in just eight starts.

**January 27** – The Oilers promote Assistant General Manager Floyd Reese to the position of Executive Vice-President/General Manager. Reese succeeds Mike Holovak, who assumes the title of Vice-President/Player Personnel and Scouting.

**February 9** – Houston names Jeff Fisher as its new Defensive Coordinator, replacing Buddy Ryan, who left the Oilers to become General Manager/Head Coach of the Arizona Cardinals.

**April 13** – The Minnesota Vikings announce that they have reached an agreement to acquire QB Warren Moon from the Oilers in exchange for draft choices.

**August 15** – The Oilers defeat the Dallas Cowboys 6-0 before 112,376 fans at Azteca Stadium in Mexico City. The in-house attendance is the largest ever for an NFL game.

**September 4** – WR Ernest Givins becomes Oilers' all-time receiving yardage leader, surpassing Drew Hill's mark of 7,477. Givins would end the

season with 7,935 yards on 542 career receptions.

**November 6** – G Mike Munchak, who announced his retirement on July 21, 1994 to join the Oilers under the title of Assistant to Football Operations, is honored by Oiler Owner/President K.S. "Bud" Adams, Jr., by having his No. 63 jersey retired at halftime ceremonies of Oilers-Steelers game.

**November 14** – After a 1-9 start, Head Coach Jack Pardee and Assistant Head Coach/Offense Kevin Gilbride are relieved of their duties. Jeff Fisher is elevated to title of Head Coach/Defensive Coordinator.

**December 24** – Houston closes out season with 24-10 victory over the N.Y. Jets for Fisher's first win as a head coach.

### 1995

**January 5** – Oilers announce that Jeff Fisher will remain as head coach, officially becoming the 15th head coach in franchise history.

**January 17** – As his first hire, Fisher brings in Jerry Rhome under the title of Offensive Coordinator.

**March 3** – The Oilers jump into the free-agent pool and sign the NFL's all-time leading kickoff returner, Mel Gray. Gray joins the Oilers after successful stints with the Detroit Lions and New Orleans Saints.

**March 7** – The team announces five-year contract with KHTV/Channel 39 to broadcast Oilers' preseason games. The pact reunites the team and KHTV, which carried Oilers preseason action in '89.

**March 23** – Houston lures in one of the most coveted unrestricted free agents by signing C Mark Stepnoski from the Dallas Cowboys.

**March 28** – The Oilers sign veteran QB Chris Chandler from the Rams.

**April 22** – With the third overall choice in the draft, Houston selects Alcorn State QB Steve McNair.

**July 25** – QB Steve McNair signs contract at press conference held at Oilers' training camp.

**August 11** – Tennessee newspaper reports that Nashville Mayor Phil Bredesen is meeting with Oiler officials. Nashville is willing to build new stadium if it will attract a professional team. K.S. "Bud" Adams, Jr. and Bredesen execute an agreement that gives the City of Nashville a 70-day exclusive negotiating period with the Houston Oilers to build a stadium and relocate the team.

**August 19** – Oilers-Chargers preseason game is canceled by NFL after field is deemed unplayable for safety reasons.

**September 3** – The Oilers travel to Jacksonville and defeat the Jaguars 10-3 in the expansion team's inaugural game.

**September 24** – QB Chris Chandler connects on 23 of 26 passes for 352 yards and four touchdowns, leading Oilers to a 38-28 win over the Bengals at Riverfront Stadium. Chandler's 88.46 completion percentage misses the NFL record by one completion. Chandler, who hooked up with rookie WR Chris Sanders on touchdown passes of 58 and 46 yards, is named AFC Offensive Player of the Week.

**November 2** – Oilers' long-time equipment assistant Bill "Mojo" Lackey passes away after a massive stroke.

**November 5** – Oilers win 37-10 over Browns and dedicate game to "Mojo" and his family. The win marks the Oilers' largest margin of victory at Cleveland since a 40-10 decision on Oct. 12, 1975.

**November 12** – K.S. "Bud" Adams, Jr. and the Oilers announce the establishment of the Bill "Mojo" Lackey Memorial Award, which would be given to the player, coach or front office staff member that best exemplifies the qualities of the former equipment assistant. A \$10,000 check is given to the winner to be awarded to charity in his or her name.

**November 16** – K.S. "Bud" Adams, Jr. and Nashville Mayor Phil Bredesen sign a relocation agreement to move the Oilers to Tennessee.

**December 14** – G Bruce Matthews, S Blaine Bishop, CB Darryll Lewis and C Mark Stepnoski are selected to the Pro Bowl. Matthews sets the Oiler mark for consecutive selections with his eighth consecutive Pro Bowl honor.

**December 17** – Paul "Hoss" Noska, equipment assistant, is honored with the first Bill "Mojo" Lackey Memorial Award.

### 1996

**March 26** – Oilers sign veteran WR Willie Davis from the Kansas City Chiefs.

**April 20** – After trading down in the first round (from 9th to 17th) to acquire extra picks from Oakland, General Manager Floyd Reese and Head Coach



## HISTORICAL HIGHLIGHTS

### McNAIR AND GEORGE

First round draft picks in consecutive years, QB Steve McNair (drafted in 1995) and RB Eddie George (drafted in 1996) became the centerpieces of a team that advanced to the playoffs in four of five years (1999, 2000, 2002, 2003). From 1997, McNair's first season as a starter, until Eddie George's final season as a Titan in 2003, the two combined to pull the franchise to new heights, including the team's first Super Bowl appearance (XXXIV).

The duo started in the same backfield 107 times during their seven seasons together and posted a 67-40 record (.626 winning percentage) in those games, and 5-4 in postseason. The 2003 season would be memorable for both as McNair was named Co-MVP of the NFL, becoming only the franchise's second player to garner the honor (Campbell in 1979) and George became the franchise's all-time leading rusher, passing Earl Campbell and becoming only the 17th running back to reach 10,000 career rushing yards.

Each player personified toughness with legendary stories told of McNair returning from injuries to lead his team to victory and George never missing a start in his eight year franchise career - 128 games - which represented the most consecutive starts in NFL history for a running back to start a career.

On June 12, 2019, Titans controlling owner Amy Adams Strunk announced that McNair's No. 9 jersey and George's No. 27 jersey would be retired by the club.

Jeff Fisher execute a trade with the Seattle Seahawks to move back up to the 14th spot in the 1996 draft to select Heisman Trophy winner Eddie George from Ohio State. Sent to the Seahawks in the trade was DT Glenn Montgomery.

**April 30** – The National Football League approves the team's relocation to Nashville in a special owners' meeting held in Atlanta, Ga.

**May 3** – Adding more weapons to the offense, the Oilers agree to terms with RB Ronnie Harmon from the San Diego Chargers.

**May 7** – Voters of Davidson County in Nashville, Tenn., overwhelmingly approve a referendum held to decide on the use of public funding for a new downtown stadium.

**October 20** – With a 22-yard field goal, K Al Del Greco sets the club record for most career field goals, surpassing K Tony Zendejas (117).

**October 27** – Del Greco kicks the longest field goal in team history with a 56-yarder at the end of the first half versus the 49ers.

**November 17** – In a clash with the Miami Dolphins, G Bruce Matthews becomes the Oilers' all-time leader in games played with his 211th contest, breaking Elvin Bethea's mark of 210. Matthews would go on to also set the team marks for most consecutive games played and started.

**December 12** – G Bruce Matthews, S Blaine Bishop, C Mark Stepanoski and ST player John Henry Mills are selected to the Pro Bowl. Matthews extends the Oiler mark for consecutive selections (9) and ties G Mike Munchak for most overall selections (9).

**December 15** – Oilers play their final game in Houston with a 21-13 loss to the Cincinnati Bengals in the Astrodome.

**December 22** – RB Eddie George finishes the 1996 season with 1,368 yards rushing en route to Rookie of the Year accolades. In addition, George's ground totals were only 82 yards shy of RB Earl Campbell's rookie record of 1,450. On this day, George would also help the Oilers to a 24-21 win over the Baltimore Ravens for a franchise-best 6-2 road record.

### 1997

**January 1** – The team promotes linebackers coach Gregg Williams to defensive coordinator.

**January 3** – After relieving Jerry Rhome of his duties, the Oilers make wide receivers coach Les Steckel the team's offensive coordinator/quarterbacks

coach.

**February 24** – Oilers trade QB Chris Chandler to the Atlanta Falcons for two 1997 draft choices (4th and 6th).

**May 3** – City of Nashville holds ground-breaking ceremonies for the team's downtown stadium.

**May 8** – After formulating an agreement earlier with Harris County (Houston), K.S. "Bud" Adams, Jr. and Astrodome USA owner Drayton McLane, Jr. reach a settlement for the final year of Oilers' lease at the Astrodome. Under appointed mediator Alice Oliver Parrott, the two sides clear the biggest step in the team's ability to play games in Tennessee for the 1997 season.

**June 5** – Oilers reach agreement with Memphis Sports Authority, clearing the way for the team to play its games in the Liberty Bowl.

**June 12** – Oilers hold press conference in Nashville to formally announce the club's intention to play the 1997 season in Tennessee, and introduce an inaugural patch and logo which merges the Oilers traditional "Oil derrick" with the Tennessee state flag.

**July 18** – Oilers players report to Tennessee State University for their first training camp in the state of Tennessee. Also, Oilers sign DE Kenny Holmes, 1997 first-round selection, to a four-year contract.

**July 19** – Oilers sign GM Floyd Reese to a four-year extension running through 2001 season.

**August 2** – Oilers play first preseason game of 1997 season at Liberty Bowl in Memphis, falling to the New Orleans Saints 21-12.

**August 9** – Oilers play their first ever game at Vanderbilt Stadium, an 18-12 preseason loss to Washington.

**August 15** – Oilers move into their temporary training facility in Bellevue.

**August 23** – Oilers promote Don MacLachlan to Executive Vice President of Marketing, Broadcasting, and Ticketing.

**August 27** – Oilers sign free agent SS Blaine Bishop.

**August 31** – Oilers open their inaugural season in the state of Tennessee with a 24-21 overtime win over the Oakland Raiders at Liberty Bowl. RB Eddie George ties Billy Cannon's franchise record for rushing yards in a game with 216 yards on 35 carries. With the game-winning field goal in overtime, K Al Del Greco becomes the Oilers all-time points leader, surpassing George Blanda's total of 596 points.

**October 27** – In their first-ever trip to Arizona, the Oilers defeat the Cardinals 41-14.

**November 27** – Oilers defeat Dallas 27-14 on Thanksgiving Day in front of a national-television audience. It marked the first regular season game in Texas for the Oilers since their move to Tennessee.

**December 11** – G Bruce Matthews, RB Eddie George, and SS Blaine Bishop are selected to the Pro Bowl. Matthews extends the mark for consecutive selections (10) and surpasses G Mike Munchak for most overall selections (9).

**December 14** – Oilers fall to the Baltimore Ravens 21-19 in the final game at Baltimore's Memorial Stadium. It marked the second time the Oilers closed the stadium, because on Dec. 18, 1983, the Oilers played at the Baltimore Colts in what would be their final game in Baltimore.

**December 21** – Oilers close their inaugural season in Tennessee with an 8-8 record after a 16-6 win over Pittsburgh in Memphis.

### 1998

**February 14** – Oilers agree to terms with free agent WR Yancey Thigpen from Pittsburgh.

**February 19** – Oilers agree to terms with free agent P/K Craig Hentrich from Green Bay.

**February 24** – Oilers reach agreement with Shelby County Sports Authority and Memphis Park Commission to be released from the final year of their lease at the Liberty Bowl.

**March 4** – Oilers and Vanderbilt University reach tentative agreement for the Oilers to play at Vanderbilt Stadium for the 1998 season.

**March 11** – Oilers agree to terms with free agent TE Jackie Harris from Tampa Bay.

**April 16** – A tornado rips through Nashville, damaging three cranes and 10 portable trailers at the Oilers East Bank Stadium construction site.

**April 18** – In the franchise's first draft as the Tennessee Oilers, the club selects WR Kevin Dyson from Utah with its first-round selection (16th

## HISTORICAL HIGHLIGHTS

### HOUSTON OILERS TO TENNESSEE TITANS

After trying unsuccessfully for many years to construct a deal with the city of Houston for a new football or multi-use stadium, Oilers owner K.S. "Bud" Adams, Jr. decided that moving his franchise to another city might be the only solution left to keep the team financially competitive. In the spring of 1995, research was completed and several cities were identified as desirable for relocation and at the top of the list was Nashville, Tenn.

In the summer of 1995, Adams contacted Nashville's mayor, Phil Bredesen, to see if the city would be interested in having the team relocate to the region. A 70-day exclusive negotiating period was agreed to and in November the two had signed a relocation agreement that would bring the Oilers to Nashville. In April of 1996, the NFL approved the team's relocation and on May 7th, the voters of Davidson County approved a referendum on using public funding for the new downtown stadium.

Dec. 15, 1996 would mark the Oilers final home game at the Astrodome in Houston – a 21-13 loss to Cincinnati in front of 15,131 fans. In May of 1997, the team reached a settlement with the Astrodome that let them escape the final year of the contract and allowing the team to play the 1997 season in Tennessee.

With the new stadium in Nashville still two years from completion, the team decided to play at Memphis' Liberty Bowl until the stadium was complete. The Tennessee Oilers opened their inaugural season in the state of Tennessee with a 24-21 overtime win over the Oakland Raiders at the Liberty Bowl in front only 30,000 fans.

The Oilers struggled with low attendance throughout the 1997 season and by March of 1998, the Oilers reached an agreement to play the 1998 season at Vanderbilt Stadium in Nashville. Crowds at Vanderbilt Stadium were an improvement from the previous year, but the team could only muster a 3-5 home mark. During the 1998 season, Adams announced the Oilers name would be retired and the team would be renamed the Titans as they entered their new stadium for the 1999 season.

In April of 1999, the team unveiled their new Titans uniforms and in August the team played its first game at Nissan Stadium (named Adelphia Coliseum at the time). The 1999 season ended with the franchise's first Super Bowl berth in the team's 40-year history. A total of 20 players endured the entire odyssey of playing in Houston in 1996, Memphis in 1997, Vanderbilt in 1998 and LP Field in 1999.



*Bud Adams presents Nashville Mayor Phil Bredesen with an official team jersey.*

overall) in the NFL Draft.

**April 23** – Oilers finalize deal to play at Vanderbilt Stadium for the 1998 season.

**May 15** – Oilers finalize deal to acquire land in MetroCenter for a permanent practice facility to be finished in the summer of 1999.

**May 28** – Oilers reach agreement with Tennessee State University to hold the Oilers 1998 Training Camp on TSU's campus. It marks the first time in club history that the Oilers have had consecutive training camps outside the state of Texas.

**July 29** – Owner K.S. "Bud" Adams, Jr., listens to the Tennessee fans and announces that he will change the name of the team. An advisory council is later formed to research names and a "Guess the Name" contest is introduced to fans to gain additional feedback.

**Oct. 18** – Oilers win first home game in Nashville, a 44-14 victory over Cincinnati.

**Oct. 29** – Former Oiler and nine-time Pro Bowl Guard Mike Munchak is announced among 76 nominees for the Pro Football Hall of Fame.

**Sept. 12** – Oilers play first regular season home game in Nashville vs. San Diego Chargers.

**Nov. 4** – First Oilers coach, Lou Rymkus, passes away at 78.

**Nov. 14** – Oilers owner K.S. "Bud" Adams, Jr., announces that the Oilers will become the "Tennessee Titans" beginning in 1999. "We wanted a new nickname to reflect strength, leadership and other heroic qualities," Adams said.

**Dec. 22** – Oilers owner K.S. "Bud" Adams, Jr., unveils new Tennessee Titans logo and colors, featuring the fire of the Titans and exemplifying power, strength, knowledge and excellence. "I feel we have developed a logo that fans throughout the state of Tennessee and around the country will embrace for years to come," Adams said.

**Dec. 26** – Oilers era comes to end against Minnesota Vikings.

### 1999

**January 1** – G Bruce Matthews and P Craig Hentrich earn All-Pro honors.

**February 8** – G Bruce Matthews, P Craig Hentrich, RB Eddie George & TE Frank Wycheck represent AFC in Pro Bowl.

**February 26** – Steve Walters (WR's) and Jim Washburn (DL) added to coaching staff.

**April 13** – Titans unveil new uniforms and helmets before packed crowd at the new stadium.

**April 17** – Titans make Florida DE Jevon Kearse their first selection in the 1999 NFL Draft.

**May 3** – Veteran players tour stadium and practice facility. Mr. Adams presents pair of tickets to each stadium worker in appreciation of their hard work.

**May 3** – George Henshaw promoted to Assistant Head Coach/Running game. Jim Schwartz added to staff as Defensive Assistant/Quality Control Coach.

**May 8** – Final auditions determine first ever Titans cheerleading squad.

**May 13** – 11-time Pro Bowl offensive lineman Bruce Matthews re-signs with team.

**May 14** – Stadium lights turned on for 100-hour test.

**May 17** – Titans announce that 1999 training camp will be held at Baptist



*Eddie George, Frank Wycheck, Craig Hentrich and Blaine Bishop model the Titans' new uniforms in 1999.*

## HISTORICAL HIGHLIGHTS

### HOME SWEET HOME

The newly-named Tennessee Titans opened their new stadium, Adelphia Coliseum (eventually to be named Nissan Stadium) with the regular season opener on Sept. 12, 1999 against the Cincinnati Bengals. The back and forth game would end with the Titans hanging on for a 36-35 win. The win would start a historic streak of 12 consecutive wins to open the new stadium. The 12 consecutive wins were the most in the modern era for a new stadium (Texas Stadium, 9 wins in 1971) and one short of the all-time record by the Buffalo Americans in 1920. The Titans first loss in their new home would come against the Baltimore Ravens on Nov. 12, 2000. The winning streak actually began in the spring of 1998, when a devastating tornado ripped through Nashville, but only gave a glancing blow to the under construction stadium and sparing it from destruction.

Sports Park in Bellevue.

**May 18** – Stadium sod is laid down.

**July 8** – Adelphia Coliseum name and logo are unveiled at a downtown ceremony.

**July 23** – Titans name former Minnesota Senior Vice President Jeff Diamond President and Chief Operating Officer, and agree to terms with former Pittsburgh Pro Bowl quarterback Neil O'Donnell.

**July 27** – The Titans sign their first-round draft selection, Florida DE Jevon Kearse, to a multi-year contract.

**August 15** – The Tennessee franchise plays its first preseason game under the name Titans, a 22-20 loss at Kansas City. The game is the first in franchise history played in a uniform other than the Oilers.

**August 27** – Titans defeat Atlanta, 17-3, in the first preseason game at Adelphia Coliseum.

**September 2** – Owner K.S. "Bud" Adams, Jr. and his wife, Nancy, announce the creation of the Tennessee Titans Foundation, an organization established to serve the charitable interests of the state of Tennessee by providing financial support and other resources to non-profit organizations, enriching and strengthening communities throughout the state. Adams donates \$500,000 to start the foundation.



*Faith Hill sings at inaugural game of the new stadium.*

**September 5** – Cornerback Darryll Lewis, the team leader in interceptions in each of the past five seasons, is released.

**September 12** – Al Del Greco kicks a 33-yard field goal to lift the Titans to a 36-35 win over Cincinnati in the first regular season game and victory at Adelphia Coliseum. The win, in front of 65,272 fans, is the team's first as the Titans, and quarterback Steve McNair passes for a career-high 341 yards in the victory.

**September 26** – The team wins its first road contest as the Titans, a 20-19 victory at Jacksonville sealed by a Samari Rolle interception in the end zone with under a minute remaining.

**October 31** – Steve McNair returns after missing five games because of a back injury to lead the Titans to defeat the previously-unbeaten St. Louis Rams, 24-21 at Adelphia Coliseum. McNair is named Miller Lite NFL Player of the Week for his performance in the victory.

**December 19** – Tennessee clinches the franchise's first playoff berth since 1993 with a 30-17 win over Atlanta at Adelphia Coliseum.

**December 22** – G Bruce Matthews, RB Eddie George, DE Jevon Kearse and TE Frank Wycheck are named to the AFC team for the Pro Bowl. Matthews extends his franchise records for consecutive and overall selections (12), and Kearse becomes the first rookie defensive end

selected to the Pro Bowl in AFC history and the first in the NFL since 1978. **December 26** – Tennessee defeats Jacksonville for the fourth consecutive time, a 41-14 victory in which Steve McNair throws five touchdown passes. McNair earns his first AFC Offensive Player of the Week and his second Miller Lite NFL Player of the Week honor this season for his efforts. The win completes the first unbeaten home regular season in club history.

### 2000

**January 8** – In a play known as the "Music City Miracle," Kevin Dyson returns a Frank Wycheck lateral on a kickoff return 75 yards for a touchdown, lifting the Titans to a 22-16 victory in the AFC Wild Card playoff game over the Buffalo Bills. The improbable play, which occurred with just 16 seconds remaining in the game, gives the franchise its first playoff win in Tennessee in addition to its first since 1993.

**January 16** – Eddie George rushes for 162 yards, including a 68-yard touchdown run, as the Titans defeat the Indianapolis Colts, 19-16, in an AFC Divisional Playoff game at the RCA Dome.

**January 23** – The Titans beat Jacksonville for the third time of the season and fifth consecutive time, using 23 second-half points en route to a 33-14 win at Alltel Stadium in Jacksonville. Steve McNair runs for two touchdowns and Derrick Mason returns a kickoff 80 yards in the win. The win sends Tennessee to its first Super Bowl in franchise history and its first AFC/AFL Championship since 1961.

**January 30** – The Titans fall short in their quest to win Super Bowl XXXIV, as Kevin Dyson is stopped one yard short of the end zone on the final play of the game in a 23-16 St. Louis Rams victory.



*Kevin Dyson races down the sideline in the Music City Miracle.*



*The Titans battle the Rams at Super Bowl XXXIV in Atlanta.*

**February 16** – The Titans sign unrestricted free agents LB Randall Godfrey (Dallas) and T Fred Miller (St. Louis).

**March 7** – Mike Heimerdinger is named offensive coordinator, replacing Les Steckel.

**March 13** – Craig Johnson (quality control/offense) and Ronnie Vinklerak (quality control/defense) are added to the coaching staff, while Jim Schwartz is promoted to linebackers coach.

**June 15** – The Titans extend the contract of Head Coach Jeff Fisher and expand his title to Executive Vice President.

**July 19** – The Titans extend the contract of RB Eddie George.

**August 14** – The Titans host Monday Night Football for the first time since moving to Tennessee. A sell-out crowd of 68,072 at Adelphia Coliseum watch the Titans defeat St. Louis, 30-3, in a preseason Super Bowl XXXIV rematch.

**October 16** – The Titans host their first regular season Monday Night Football game at Adelphia Coliseum, a 27-13 victory over the Jacksonville Jaguars.

**November 12** – Tennessee's NFL record of 12 consecutive victories to

## HISTORICAL HIGHLIGHTS

open a new stadium ends in a 24-23 loss to the Baltimore Ravens.

**December 14** – S Blaine Bishop, RB Eddie George, T Brad Hopkins, DE Jevon Kearse, KR Derrick Mason, G Bruce Matthews, CB Samari Rolle and TE Frank Wycheck are named to the AFC team for the Pro Bowl. QB Steve McNair is added as an alternate, giving the Titans nine players on the Pro Bowl roster, the most for the franchise since nine players were selected in 1992.

**December 17** – At Cleveland, Bruce Matthews passes brother Clay on NFL games played list at 279 games. Both are honored in pre-game ceremony.

**December 25** – The Titans clinch the AFC Central Division Championship with a 31-0 victory against the Dallas Cowboys, earning a 13-3 record for the second-consecutive season and home-field advantage throughout the playoffs. The defensive unit finishes the season ranked first overall in the NFL.

### 2001

**January 7** – Baltimore defeats the Titans, 24-10, in an AFC Divisional Playoff game at Adelphia Coliseum.

**February 1** – Defensive coordinator Gregg Williams is hired as head coach of the Buffalo Bills.

**February 2** – Jim Schwartz is promoted to defensive coordinator.

**February 6** – Gunther Cunningham, former Kansas City Chiefs head coach, is named assistant head coach defense/linebackers.

**February 22** – Everett Withers is named defensive backs coach.

**March 2** – The Titans re-sign unrestricted free agent WR/KR Derrick Mason, who set an NFL record in 2000 with 2,690 all-purpose yards.

**March 7** – The Titans agree to terms with unrestricted free agent K Joe Nedney from the Carolina Panthers.

**March 8** – Former Pro Bowl safety Chuck Cecil is hired as defensive quality control coach.

**March 28** – The Titans agree to trade their first pick (29th overall) in the 2001 NFL Draft to the St. Louis Rams for defensive end Kevin Carter.

**April 21** – The Titans select DB Andre Dyson with their first selection (2nd round/60th overall) in the 2001 NFL Draft.

**May 22** – The NFL announces its plans to realign divisions beginning in 2002, placing the Titans in the new AFC South with the Jacksonville Jaguars, Indianapolis Colts and expansion Houston Texans.

**August 4** – Mike Munchak, Titans offensive line coach and former Houston Oilers guard, is inducted in the Pro Football Hall of Fame after being selected for enshrinement on Jan. 27.

**September 25** – Former Nashville Kats (Arena Football League) Head Coach Pat Sperduto is hired as director of arena football league operations.

**October 7** – Starting at center in Baltimore, Bruce Matthews plays in his 283rd NFL game and surpasses Jim Marshall for first place on league's all-time list for games played among non-kickers.

**December 30** – Eddie George records a season-high 130 yards rushing against Cleveland, marking the 30th 100-yard game of his career. Additionally, George becomes the first RB in franchise history to post 200 career pass receptions.

### 2002

**January 2** – Bruce Matthews is named to his 14th consecutive Pro Bowl, tying him with Merlin Olsen for the most Pro Bowl selections in league history. Jevon Kearse also is selected for the third consecutive year.

**April 5** – The team begins its fifth annual Tennessee Titans Caravan. With 16 players plus staff participating, Titans Caravan V goes on to make 64 stops, including 27 schools, in Tennessee, Kentucky and Alabama over a two-week period.

**April 20** – The Titans select DT Albert Haynesworth with their first pick (15th overall) in the 2002 NFL Draft.

**April 30** – Titans owner K.S. "Bud" Adams announces that he has purchased an expansion Arena Football League team that will begin play in Nashville in 2004. The team will keep the name of the previous AFL team that played in Nashville, the Nashville Kats.

**May 15** – The Titans reach an agreement with Citadel Communications to move the Titans' flagship radio station to Nashville's 103 WKDF (103.3 FM).

**May 30** – Craig Johnson is promoted to quarterbacks coach. Ned James

is hired as offensive assistant.

**June 4** – The Titans reach a tentative agreement with Adelphia Business Solutions to have Adelphia's name removed from the coliseum, pending court approval.

**July 15** – Offensive lineman Bruce Matthews officially announces his NFL retirement from the offices of Titans owner K.S. "Bud" Adams, Jr., in Houston, Texas

**September 7** – Titans owner Bud Adams unveils his team's PSL Founder's Club display at Coliseum.

**December 1** – RB Eddie George becomes franchise's all-time leading rusher, passing Earl Campbell, in victory at New York Giants.

**December 8** – Former Titans/Oilers offensive lineman Bruce Matthews is inducted into Titans' Hall of Fame and has his jersey retired during special halftime ceremony during Colts game.

**December 22** – Titans clinch inaugural AFC South Division with 28-10 victory at Jacksonville.

**December 29** – Titans go undefeated in inaugural AFC South division with 13-3 victory at Houston, securing a first-round bye in playoffs. The Titans become NFL's third team to advance to playoffs after starting their season 1-4.

### 2003

**January 1** – QB Steve McNair finishes third in league MVP voting behind Rich Gannon and Brett Favre.

**January 11** – Titans defeat Steelers 34-31 in bruising AFC Divisional Playoff Game.

**January 19** – Titans play in franchise's fourth AFC Championship Game, but fall short at Oakland, 41-24.

**January 25** – Former Houston Oilers DE Elvin Bethea named to the Pro Football Hall of Fame's 2003 class.

**February 3** – Head coach Jeff Fisher coaches the AFC to a 45-20 victory in Pro Bowl.

**February 7** – Titans president Jeff Diamond signs a new one-year contract.

**April 26** – Titans select CB Andre Woolfolk with their first pick (28th overall) in the 2003 NFL Draft.

**June 25** – Head coach Jeff Fisher agrees to terms on a long-term contract extension.

**December 7** – Frank Wycheck becomes the fourth tight end in NFL history to record 500 career receptions in Tennessee's 29-27 loss at home to Indianapolis.

**December 7** – WR Derrick Mason catches six passes for 64 yards at home vs. Indianapolis to record his third consecutive 1,000-yard receiving season.

**December 18** – The NFL announces that four Titans are going to the 2004 Pro Bowl – QB Steve McNair (named the starter), along with LB Keith Bulluck, WR Derrick Mason, and P Craig Hentrich. OT Brad Hopkins would later be named to the Pro Bowl as a reserve.

**December 21** – QB Steve McNair leads a miraculous comeback at Houston, throwing the game-winning touchdown to Drew Bennett with 17 seconds left in Tennessee's 27-24 victory on the road. In the process, McNair surpasses 3,000 passing yards for the season, joining Warren Moon as only the second QB in franchise history to do so four times.

**December 28** – Recently re-signed QB Neil O'Donnell starts following injuries to Steve McNair and Billy Volek. He threw for 232 yards and a pair of touchdowns in Tennessee's season-ending 33-13 victory over the defending Super Bowl Champion Tampa Bay Buccaneers. It marked O'Donnell's last NFL game as he would announce his retirement following the season. Eddie George becomes the 17th running back in NFL history to record 10,000 rushing yards in the team's victory over the Bucs. George rushes for 87 yards to push him over the 1,000-yard rushing mark for the seventh time in his eight NFL seasons. It marked the final regular season game and the final home game for George as a Titan.



*Joe Nedney's field goal beats Steelers.*

## HISTORICAL HIGHLIGHTS



*Eddie George salutes the fans following his final home game as a Titan.*

### 2004

**January 2** – QB Steve McNair named NFL's co-MVP along with Colts QB Peyton Manning. Each player receives 16 votes from a national panel of 50 journalists.

**January 3** – Titans defeat Ravens 20-17 in AFC Wild Card Playoff Game in Baltimore.

**January 10** – Titans fall at New England in AFC Divisional Playoff Game, the coldest playoff game in franchise history (four degrees, minus 10 wind chill).

**January 11** – K Gary Anderson, the NFL's all-time leading scorer (2,346 points), announces his retirement after 22 seasons.

**January 20** – Titans owner K.S. "Bud" Adams re-assumes team president role after Jeff Diamond's contract expires.

**January 23** – TE Frank Wycheck announces his retirement from the NFL after 11 seasons in the league.

**April 24** – Titans select a league-high 13 players in the 2004 NFL Draft, including three players in the second round (the team traded its first-round pick) – TE Ben Troupe, DE Travis LaBoy and DE Antwan Odom.

**July 22** – Titans release RB Eddie George.

**September 11** – The Titans season opener at Miami is played on Saturday instead of Sunday due to impending Hurricane Ivan. Titans running back Chris Brown rushes for 100 yards in his first NFL start en route to the team's 17-7 victory.

**October 11** – On Monday Night Football, Steve McNair quarterbacks the Titans to a 48-27 victory over Green Bay to give him 71 career wins as a starter, surpassing Warren Moon's previous franchise record of 70 victories. The 48 points set a Lambeau Field record for a visiting team. Also in the game, running back Chris Brown carries 27 times for 148 yards and two touchdowns, joining Stump Mitchell (St. Louis Cardinals) and Don Calhoun (New England Patriots) to become the third player in NFL history to gain 100 or more rushing yards in four of his first five NFL starts.

**December 13** – Running back Chris Brown totals 91 yards against Kansas City to become the franchise's eighth player to eclipse 1,000 season rushing yards. He finishes the season with 1,067 yards on 220 carries.

**December 19** – Titans quarterback Billy Volek becomes fourth quarterback in NFL history to pass for 400 or more yards in two consecutive games after passing for 426 yards against Kansas City (12/13) and 492 yards at Oakland (12/19). The 918-yard total is the second-best two-game total in NFL history behind Phil Simms' record of 945 yards (1985).

### 2005

**January 28** – The Arena Football League's Nashville Kats begin play under owner K.S. "Bud" Adams, Jr., winning 47-38 at the Columbus Destroyers.

**February 9** – University of Southern California assistant Norm Chow is hired as Titans offensive coordinator after a 32-year career in college football.



*Steve McNair is named NFL co-MVP at the conclusion of the 2003 season.*

**February 21** – Titans part ways with six veterans – K Joe Nedney, DE Kevin Carter, CB Samari Rolle, RB/FB Robert Holcombe, T Fred Miller and WR Derrick Mason – due to salary cap concerns.

**April 23** – Titans select West Virginia cornerback Adam "Pacman" Jones with the sixth overall pick in the 2005 NFL Draft.

**May 6** – Titans owner K.S. "Bud" Adams, Jr. pledges \$600,000 over three years for scholarship program that provides money for college for one student-athlete from every high school in Tennessee.

**September 6** – Through his foundation, quarterback Steve McNair organizes a relief drive for victims of Hurricane Katrina. Titans fans respond in droves, arriving at LP Field to fill over 20 tractor trailers worth of goods to be sent to the Gulf Coast region.

**September 18** – Titans General Manager Floyd Reese becomes the first GM in team history to record 100 wins as the Titans defeat the Ravens by a score of 25-10.

**October 9** – Head Coach Jeff Fisher becomes the 34th coach in NFL history and the first in franchise history to notch 100 wins as the Titans win at Houston by a score of 34-20. Also in the game, quarterback Steve McNair became the 49th player in NFL history and second player in franchise history to reach 25,000 career passing yards.

### 2006

**February 12** – Titans defensive end Kyle Vanden Bosch plays in his first career Pro Bowl. In his first season with the Titans, Vanden Bosch finished fourth in the NFL with 12.5 sacks, the most by a team member since 1999.

**February 24** – K.S. "Bud" Adams, Jr. is inducted into the Tennessee Sports Hall of Fame.

**March 13-15** – After a delay to the start of the NFL year due to collective bargaining talks between the league and the NFL Players Association, the Titans strike quickly in the initial days of free agency. They agree to terms with four veteran unrestricted free agents – linebacker David Thornton (Indianapolis), wide receiver David Givens (New England), center Kevin Mawae (N.Y. Jets) and safety Chris Hope (Pittsburgh) – within a three day span.

**April 29** – Titans select quarterback Vince Young out of the University of Texas with the third overall pick in the 2006 NFL Draft.

**June 6** – Titans and Louisiana Pacific Corporation reach an agreement on a new naming rights sponsorship that calls for the team's home stadium to be named LP Field. LP obtains the naming rights for 10 years.

**June 9** – Titans trade quarterback Steve McNair to the Baltimore Ravens in exchange for a fourth-round draft choice in 2007.

**June 14** – Offensive tackle Brad Hopkins announces his retirement from the NFL. Hopkins retires after playing in 194 games, the third-most in franchise history at the time (Matthews, Bethea). His 188 starts were the second-most in team history for an offensive lineman (Matthews).

**July 29** – Titans sign first-round pick, QB Vince Young.

**August 26** – Steve Underwood promoted to Senior Executive Vice President/Chief Operating Officer.

**September 3** – Titans bring back Robaire Smith after the defensive tackle was waived by Houston.

**August 5** – Former Houston Oilers QB Warren Moon is inducted into the Pro Football Hall of Fame.

**November 26** – Trailing 21-0 entering the fourth quarter, Vince Young leads the Titans to 24 unanswered points, posting the largest comeback by a rookie QB in NFL history. Rob Bironas' 49-yard field goal caps the stunning victory over the Giants at LP Field.

**December 3** – Rob Bironas kicks franchise-long 60-yard field goal to beat the Colts, 20-17, at LP Field. The 60-yarder tied Steve Cox and Morten Andersen for the fourth-longest field goal in NFL history.

**December 10** – Vince Young returns to his hometown and runs for a 39-yard touchdown in overtime to defeat the Texans, 26-20, at Reliant Stadium.

**December 31** – Titans exercise 2007 option on head coach Jeff Fisher's contract.

### 2007

**January 3** – Vince Young named the Associated Press Offensive Rookie of the Year.

## HISTORICAL HIGHLIGHTS

**January 5** – After 13 seasons at the helm, Floyd Reese resigns as general manager of the Titans.

**February 1** – Vince Young named Diet Pepsi NFL Rookie of the Year.

**February 3** – Former offensive lineman Bruce Matthews becomes the first franchise player that wore the Titans uniform to be voted into the Pro Football Hall of Fame.

**February 10** – Vince Young becomes the first rookie quarterback in NFL history to play in the Pro Bowl.

**February 12** – Titans name former Oilers safety Mike Reinfeldt the team's new General Manager.

**February 28** – Vincent Marino hired from NFL office as Senior Director of Football Administration.

**April 10** – NFL suspends Adam "Pacman" Jones for 2007 season.

**April 23** – Titans hire Lake Dawson as Director of Pro Personnel.

**April 28** – Titans select Texas DB Michael Griffin with the 19th overall pick in the NFL Draft.

**May 3** – Titans announce they will conduct 2007 training camp at Baptist Sports Park.

**August 4** – Bruce Matthews inducted into Pro Football Hall of Fame.

**August 4** – NFL Commissioner Roger Goodell visits Titans training camp.

**September 24** – Keith Bulluck intercepts a career-high three passes as the Titans cruise to a 31-14 victory at New Orleans on Monday Night Football.

**October 21** – Rob Bironas kicks an NFL-record eight field goals, including a game-winning 29-yarder, as the Titans defeat the Houston Texans 38-36 at Reliant Stadium.

**December 30** – Titans win last three regular season games, including a 16-10 victory at Indianapolis in the season finale to clinch the AFC's final playoff spot and the team's first postseason berth since 2003.

### 2008

**January 6** – Vince Young becomes the youngest quarterback in franchise history to start in playoffs as the Titans fall 17-6 at San Diego in an AFC Wild Card game.

**January 15** – Titans release offensive coordinator Norm Chow of his duties.

**January 17** – Titans hire Mike Heimerdinger as offensive coordinator.

**February 10** – Albert Haynesworth, Kyle Vanden Bosch and Rob Bironas play in Pro Bowl.

**February 20** – Titans use franchise tag on DT Albert Haynesworth.

**February 27** – Titans agree to terms with WR Justin Gage to long-term contract.

**March 6** – Titans sign former Eagles DE Jevon Kearse as unrestricted free agent.

**March 12** – Titans sign former Jets WR Justin McCareins as an unrestricted free agent.

**March 27** – Veteran guard Benji Olson announces retirement after 10 NFL seasons.

**April 5** – Titans unveil new logo to celebrate team's 10th anniversary.

**April 17** – Titans hold press conference honoring retirement of former franchise QB Steve McNair.

**April 26** – Titans select East Carolina RB Chris Johnson with first pick (24th overall) in NFL Draft.

**April 26** – Titans trade CB Pacman Jones to Dallas Cowboys for fourth-round draft pick and additional considerations (resulted in 4th-round pick in 2009 from Titans to Cowboys).

**July 25** – The Titans reach a one-year contract agreement with franchised free agent defensive tackle Albert Haynesworth.

**September 7** – On the same day Titans owner K.S. "Bud" Adams, Jr. is added to the Titans/Oilers Hall of Fame, he unveils a Titans/Oilers Ring of Honor at LP Field during the season opener against Jacksonville. The initial members of the Ring of Honor include Adams, Elvin Bethea, George Blanda, Earl Campbell, Mike Holovak, Ken Houston, Mike Munchak, Jim Norton, Warren Moon and Bruce Matthews.

**September 21** – Cornerback Cortland Finnegan sets a club record with a 99-yard INT return for a TD in a win against the Houston Texans.

**September 28** – A 30-17 victory over the Minnesota Vikings at LP Field gives the Titans four consecutive wins to open the season for the first time in franchise history.

**October 19** – In a 34-10 victory at Kansas City, the Titans set a franchise rushing record with 332 rushing yards, including 168 yards by Chris Johnson and 149 yards by LenDale White.

**October 27** – At halftime of a Monday night game against the Colts at LP Field, the Titans induct Steve McNair, Eddie George and Frank Wycheck to the Titans/Oilers Hall of Fame and the Ring of Honor.

**November 2** – On a day in which the Titans win in overtime against the Green Bay Packers, the club celebrates its 100th consecutive sellout at LP Field, including every preseason, regular season and playoff game from the time the stadium opened in 1999.

**November 16** – With a 24-14 win at Jacksonville, the Titans win their 10th consecutive game to open the 2008 season and their 13th consecutive regular season game dating back to the last three regular season games of 2007.

**November 27** – At Detroit on Thanksgiving, the Titans defeat the Lions 47-10, the team's seventh-highest margin of victory of all-time and Detroit's highest margin of defeat on Thanksgiving.

**December 7** – The Titans clinch the AFC South title with a 28-9 victory over the Cleveland Browns at LP Field. It is the ninth division crown in club history.

**December 16** – Six Titans are selected to the Pro Bowl – center Kevin Mawae, left tackle Michael Roos, running back Chris Johnson, defensive tackle Albert Haynesworth, safety Chris Hope and cornerback Cortland Finnegan. Additionally, quarterback Kerry Collins and safety Michael Griffin are named to the roster at a later date as alternates.

**December 31** – The Titans defeat the Pittsburgh Steelers 31-14 to secure home-field advantage throughout the AFC Playoffs and tie the franchise record for most regular season wins (13).

### 2009

**February 1** – Nancy Adams, co-owner, vice chairman of the board and wife of K.S. "Bud" Adams, Jr., passes away in Houston at the age of 84.

**February 12** – Chuck Cecil is elevated from secondary coach to defensive coordinator, replacing Jim Schwartz, who was hired as head coach by the Detroit Lions.

**February 27** – The Titans re-sign unrestricted free agent quarterback Kerry Collins.

**April 1** – The Titans unveil a new logo to celebrate the club's 50th season, incorporating the Oilers' oil derrick logo with the fireball logo and the number 50.

**March 2** – The Titans sign unrestricted free agent wide receiver Nate Washington from the Pittsburgh Steelers.

**April 25** – The Titans select Rutgers WR Kenny Britt with the 24th overall selection in the 2009 NFL Draft, the first of 11 Titans draft choices.

**July 4** – Former Titans quarterback Steve McNair is shot and killed in Nashville.

**July 8-9** – The Titans open LP Field to the public for fans to pay their respects to Steve McNair. On July 9, a memorial service is held at Mt. Zion Baptist Church in Whites Creek, Tenn.

**July 11** – After a funeral service at Reed Green Coliseum in Hattiesburg, Miss., Steve McNair's body is laid to rest at Griffith Cemetery, approximately 20 miles from his home in Mt. Olive, Miss.

**August 3** – The Titans celebrate the 50th anniversary (Aug. 3, 1959) of K.S. "Bud" Adams, Jr.'s announcement of Houston's entry in the American Football League.

**August 6** – The Titans announce that they will wear a "9" helmet sticker during the season to honor the late Steve McNair. The sticker appears on the back of the helmet and remains in place throughout the entire 2009 season.

**August 9** – In a 21-18 Hall of Fame Game victory over the Buffalo Bills in Canton, Ohio, the Titans debut their 50th anniversary "legacy" uniforms.



*Jevon Kearse celebrates the Titans' 10-0 start in 2008.*

## HISTORICAL HIGHLIGHTS

They wear the uniforms a total of four times in 2009.

**September 10** – The Titans open the season with a 13-10 overtime loss at Pittsburgh in the NFL's Thursday night season opener.

**October 18** – The Titans suffer the worst loss in franchise history at New England, losing 59-0 in their sixth consecutive loss to open the season. After a bye the next week, they win five consecutive games and finish at 8-8, becoming the only team in NFL history to win more than six games after starting the season at 0-6.

**November 1** – At LP Field, Chris Johnson rushes for 228 yards in a victory over the Jacksonville Jaguars to set a new franchise single-game rushing record.

**November 29** – Quarterback Vince Young leads a 99-yard drive in the final minutes of a game against the Arizona Cardinals to give the Titans a 20-17 win at LP Field. Young connects with rookie wide receiver Kenny Britt on a 10-yard touchdown pass as time expires.

### 2010

**January 3** – With a 134-yard rushing performance in the season finale at Seattle, running back Chris Johnson becomes the sixth player in NFL history to reach 2,000 rushing yards in a season. Totaling 2,006 yards on 358 carries, he joined Eric Dickerson, Jamal Lewis, Barry Sanders, Terrell Davis and O.J. Simpson as the only players to accomplish the feat. He also set a new team single-season rushing record (Earl Campbell), and he became the NFL's new single-season leader in total yards from scrimmage (2,509), surpassing Marshall Faulk's former record. The Titans defeat the Seahawks 17-13.



*Johnson poses with offensive players and coaches after becoming just the sixth player in NFL history to reach 2,000 yards rushing in a season.*

**January 13** – Running back Chris Johnson is named Associated Press NFL Offensive Player of the Year.

**February 18** – The Titans' all-time leading punter, Craig Hentrich, announces his NFL retirement.

**April 22** – The Titans select Georgia Tech defensive end Derrick Morgan with the 16th overall pick in the NFL Draft.

**October 24** – The Titans open the season with a 5-2 start after defeating the Philadelphia Eagles 37-19. Wide receiver Kenny Britt amasses the fifth-most receiving yards in franchise history with 225 yards on a career-high seven receptions with three touchdowns.

**November 21** – Marc Mariani returns a punt 87 yards for a touchdown against Washington becoming just the second Titans/Oilers player to record a punt return and a kickoff return for touchdowns in the same regular season.

### 2011

**January 21** – The Titans release defensive coordinator Chuck Cecil of his duties.

**January 28** – The Titans and head coach Jeff Fisher agree to part ways.

**February 7** – The Titans name Mike Munchak the 16th head coach in franchise history.

**February 8** – The Titans release offensive coordinator Mike Heimerdinger of his duties.

**February 12** – The Titans hire Jerry Gray as defensive coordinator.

**February 15** – The Titans hire Chris Palmer as offensive coordinator.

**March 4** – The Collective Bargaining Agreement between the NFL and the Players Association expires.

**March 11** – NFL players are locked out of team facilities due to the collective bargaining stalemate between the clubs and NFL Players Association.

**April 28** – The Titans select Washington quarterback Jake Locker with the eighth overall pick in the NFL Draft.

**July 25** – The lockout ends after a new CBA is reached.

**July 28** – The Titans terminate quarterback Vince Young's contract.

**July 29** – On the day players report to training camp, the Titans sign unrestricted free agent quarterback Matt Hasselbeck. In total, within a week of the lockout ending, the Titans sign contracts with nine draft choices, 14 rookie free agents, three restricted free agents and eight unrestricted free agents.

**September 1** – The Titans and Chris Johnson agree to terms on a new, multi-year contract, ending the running back's holdout.

**September 18** – Mike Munchak notches his first victory as a head coach as the Titans defeat the Baltimore Ravens 26-13 at LP Field.

**October 19** – The Titans and Nashville Mayor Karl Dean announce proposed renovation plans for LP Field, including much larger and sharper video screens, a greatly enhanced sound system, elevators to provide service for upper deck seat holders, and general improvements to LP Field infrastructure. The team announces that the improvements would not require new revenues, but instead will be covered by user fees already being collected.

**December 7** – Metro Council approves a bond issuance of up to \$28 million to finance renovations at LP Field.

### 2012

**January 1** – With a 23-22 victory in the season finale at Houston, the franchise records its 400th all-time win in the regular season and playoffs, all under the ownership of K.S. "Bud" Adams, Jr. In the victory, Matt Hasselbeck eclipses 3,500 passing yards on the season and Nate Washington reaches the 1,000-yard receiving mark. Additionally, Chris Johnson records 1,000 rushing yards for the fourth consecutive season.

**January 18** – The Titans elevate Mike Reinfeldt to senior executive vice president/chief operating officer and Ruston Webster to executive vice president/general manager. Lake Dawson is promoted to vice president of player personnel.

**February 4** – Titans Owner K.S. "Bud" Adams, Jr. is named the first winner of the NFL's Salute To Service Award. Adams is recognized at the NFL Honors event for his outstanding efforts in supporting U.S. service members and veterans.

**March 5** – The Titans use the franchise tag on safety Michael Griffin, who was scheduled to become an unrestricted free agent on March 13.

**April 26** – The Titans select Baylor wide receiver Kendall Wright with the 20th overall pick in the 2012 NFL Draft.

**June 19** – The Titans reach an agreement with franchise player Michael Griffin on a long-term contract.

**July 30** – Wide receiver O.J. Murdock is found dead in Tampa, Fla., of a self-inflicted wound.

**August 3** – Former Titans linebacker Keith Bulluck announces his retirement from the NFL during a press conference at Baptist Sports Park.

**September 9** – Quarterback Jake Locker records his first career NFL start, as the Titans fall to the Patriots 34-13 in the season opener.

**September 23** – In a 44-41 overtime victory over the Detroit Lions, the Titans become the first team in NFL history to score five touchdowns of 60 yards or longer in a game, reaching the end zone on a punt return by Tommie Campbell, a kickoff return by Darius Reynaud, a fumble return by Alterraun Verner and touchdown receptions by Jared Cook and Nate Washington. Locker passes for 378 yards in his first career win as a starter.

**November 26** – The Titans dismiss offensive coordinator Chris Palmer and name quarterbacks coach Dowell Loggains as the new offensive coordinator.

**December 17** – In a 14-10 victory over the New York Jets on *Monday Night Football*, Chris Johnson sets a franchise record with a 94-yard touchdown run.

## HISTORICAL HIGHLIGHTS

**December 30** – The Titans defeat the Jacksonville Jaguars 38-20 and become the first team in NFL history with two punt return touchdowns (both by Darius Reynaud) and two interception return touchdowns (both by Zach Brown) in the same game. They also become only the second team in NFL history with four total return touchdowns in a game.

**December 31** – Mike Reinfeldt is dismissed as senior executive vice president/chief operating officer.

### 2013

**February 2** – Former Oilers defensive tackle Curley Culp is selected for enshrinement in the Pro Football Hall of Fame.

**February 7** – The Titans add Gregg Williams to the coaching staff as senior assistant/defense.

**March 14** – The Titans sign tight end Delanie Walker as an unrestricted free agent from the San Francisco 49ers.

**April 1** – Former Oilers head coach Jack Pardee passes away.

**April 25** – The Titans select Alabama guard Chance Warmack with the 10th overall pick in the 2013 NFL Draft.

**July 11** – Titans team headquarters is renamed Saint Thomas Sports Park after Saint Thomas Hospital announces it is renaming its Baptist Hospital properties.

**October 18** – Former Oilers head coach Bum Phillips passes away.

**October 21** – At his home in Houston, Titans Founder, Owner, Chariman of the Board, President and CEO K.S. "Bud" Adams, Jr. passes away from natural causes at the age of 90. Called a "pioneer and innovator" by NFL Commissioner Roger Goodell upon his death, Adams was in his 54th year leading the organization.

**October 28** – K.S. "Bud" Adams, Jr. is entombed at Forest Park Westheimer Cemetery in Houston.

**October 29** – The Titans announce Tommy Smith will be team president and chief executive officer; Susie Adams Smith and Amy Adams Hunt will serve as co-chairpersons; and Kenneth Adams IV will join the Titans board as a director.

### 2014

**January 4** – The Titans and head coach Mike Munchak agree to part ways.

**January 13** – San Diego Chargers offensive coordinator and former Arizona Cardinals head coach Ken Whisenhunt is hired as the 17th head coach in Titans/Oilers history.

**April 4** – The Titans release running back Chris Johnson.

**May 8** – The Titans select Michigan tackle Taylor Lewan with the 11th overall pick in the 2014 NFL Draft.

### 2015

**March 20** – President and CEO Tommy Smith announces he is retiring from that role. The Titans begin the search process for a new team CEO/president and install Steve Underwood as interim president.

**April 30** – The Titans select Oregon quarterback Marcus Mariota with the second overall pick in the 2015 NFL Draft.

**June 25** – The Titans and Nissan announce a 20-year agreement to rename the team's home venue Nissan Stadium.

**September 1** – Following a bout with cancer, 85-year-old Titans scout C.O. Brocato dies. Brocato spent 40 years with the organization after joining the club in 1975.

**September 13** – Quarterback Marcus Mariota makes his regular season debut, completing 13 of 15 passes for 209 yards with four touchdowns and no interceptions (158.3 passer rating). He becomes the second rookie in NFL history to throw four touchdown passes in a season opener, joining Fran Tarkenton (1961).

**November 3** – The Titans relieve head coach Ken Whisenhunt of his duties and name assistant head coach/tight ends Mike Mularkey as interim head coach for the remainder of the season.

### 2016

**January 4** – The Titans relieve general manager Ruston Webster of his duties. Steve Underwood is named as the team's president and chief executive officer on a permanent basis, with the interim tag removed from

his title.

**January 14** – The Titans hire Tampa Bay Buccaneers director of player personnel Jon Robinson as general manager.

**January 16** – Mike Mularkey is named as the 18th head coach in franchise history, taking over the role after serving the final nine games of 2015 as the interim head coach.

**April 14** – Two weeks prior to the 2016 NFL Draft, the Titans trade the first overall pick to the Los Angeles Rams. The Titans also deal a fourth-round pick and a sixth-round pick in the deal. In exchange, the Titans receive a first-round pick (15th overall), a pair of second-round picks and a third-round pick in 2016, plus the Rams' 2017 first- and third-rounders.

**December 20** – Running back DeMarco Murray, tight end Delanie Walker, tackle Taylor Lewan, outside linebacker Brian Orakpo and defensive tackle Jurrell Casey are named to the Pro Bowl, giving the Titans five or more Pro Bowl selections for the first time since 2008.

### 2017

**January 5** – Jon Robinson is promoted to executive vice president/general manager.

**April 27** – The Titans select wide receiver Corey Davis (fifth overall) and cornerback Adoree' Jackson (18th overall) in the first round of the 2017 NFL Draft, marking the first time the team makes two picks in the first round since 1987.

**December 19** – Defensive tackle Jurrell Casey, punter Brett Kern and tackle Taylor Lewan are named to the Pro Bowl. Safety Kevin Byard, special teamer Brynden Trawick and tight end Delanie Walker are later named to the squad, giving the Titans five or more Pro Bowl selections in consecutive seasons.

**December 31** – The Titans clinch their 22nd playoff berth in franchise history with a 15-10 victory over the Jacksonville Jaguars in the regular season finale at Nissan Stadium.

### 2018

**January 6** – The Titans open the NFL postseason with a 22-21 win over the Kansas City Chiefs at Arrowhead Stadium, giving the franchise its first postseason win since Jan. 3, 2004. After the Titans trailed 21-3 at the start of the second half, their victory tied for the second-largest comeback by a road team in NFL playoff history.

**January 15** – The Titans and head coach Mike Mularkey agree to part ways.

**January 20** – Houston Texans defensive coordinator Mike Vrabel is hired as the 19th head coach in Titans/Oilers history.

**February 3** – Former Oilers outside linebacker Robert Brazile is elected to the Pro Football Hall of Fame (inducted Aug. 4, 2018).

**April 4** – In downtown Nashville, the Titans unveil new uniforms in front of an estimated audience of 15,000-20,000 fans. The event marked the first significant uniform alterations for the club since 1999.



**April 26** – The Titans select Alabama linebacker Rashaan Evans with the 22nd overall pick in the 2018 NFL Draft.

**May 23** – In Atlanta at the annual Spring League Meeting, the NFL



## HISTORICAL HIGHLIGHTS

announces that the 2019 NFL Draft will take place in Nashville.

**September 9** – The Titans and Dolphins open the 2018 season with a seven-hour, 10-minute contest, the longest NFL game since the 1970 merger. The game features two separate lightning delays that totaled three hours and 59 minutes.

**October 21** – The Titans travel to London to face the Los Angeles Chargers at Wembley Stadium. The contest marks the franchise's first regular season game at an overseas location.

**December 6** – Running back Derrick Henry sets a franchise record with 238 rushing yards and ties a franchise mark with four rushing touchdowns, including an NFL-record-tying 99-yard rushing score against Jacksonville.

**December 20** – Defensive tackle Jurrell Casey, punter Brett Kern and tackle Taylor Lewan are named to the Pro Bowl.

### 2019

**February 2** – Former Titans center Kevin Mawae is elected to the Pro Football Hall of Fame (inducted Aug. 3, 2019).

**April 25-27** – The 2019 NFL Draft is held in downtown Nashville. Nashville shatters a draft record with more than 600,000 fans attending during the three-day event and sets another draft record with more than 47.5 million television viewers. For the city of Nashville, the event generated a record \$133 million in direct spending, a 79 percent increase over the previous draft in Dallas (\$74 million). The economic impact was another record-breaker at \$224 million, also a 79 percent increase over the \$125 million in 2018.



**April 25** – The Titans select Mississippi State defensive lineman Jeffery Simmons with the 19th overall pick in the first round of the 2019 NFL Draft.

**June 12** – Titans controlling owner Amy Adams Strunk announces that the franchise will retire Steve McNair's No. 9 jersey and Eddie George's No. 27 jersey.

**July 30** – Titans controlling owner Amy Adams Strunk announces \$450,000 in grant funding to 10 local non-profit organizations in the spaces of education, African American history and culture, social justice, diversionary and re-entry programs, immigrant outreach and domestic violence and sexual assault. The National Museum of African American Music and the NAACP Freedom Fund each receive \$100,000 grants.

**September 15** – During a halftime ceremony in a game against the Indianapolis Colts, the Titans retire Steve McNair's No. 9 jersey and Eddie George's No. 27 jersey.

**November 13** – The Titans announce plans to begin a 60,000-square-foot expansion of Saint Thomas Sports Park, nearly doubling the footprint of the team's headquarters in Nashville.

**December 13** – The Titans hold a groundbreaking ceremony for the expansion of Saint Thomas Sports Park. Controlling owner Amy Adams Strunk is joined by Tennessee Governor Bill Lee and U.S. Senators Lamar Alexander and Marsha Blackburn.

**December 29** – The Titans conclude the 2019 season with a 35-14 victory at Houston. They finish the regular season 9-7 and clinch a wild card playoff berth. Derrick Henry rushes for 211 yards (fifth-most in franchise history) and three touchdowns, and in the process, he captures the 2019 NFL rushing title with 1,540 rushing yards. A.J. Brown's 124 yards in the game make him the franchise's third 1,000-yard rookie receiver (Bill Groman and Ernest Givins).

### 2020

**January 4** – The Titans defeat the New England Patriots 20-13 in a wild card game. Derrick Henry rushes for 182 yards to set a new franchise postseason record.



**January 11** – The Titans defeat the Baltimore Ravens 28-12 in a divisional playoff game. Derrick Henry rushes for 195 yards to establish a franchise postseason record for the second consecutive week.

**January 19** – The Titans play at Kansas City in their first AFC Championship Game since Jan. 19, 2003. Their playoff run comes to an end with a 35-24 loss to the Chiefs.

**March 4** – The Titans Foundation and controlling owner Amy Adams Strunk announce a donation of \$1 million to The Community Foundation of Middle Tennessee following the devastation of an EF-3 tornado that swept through the region on the night of March 2-3. The NFL Foundation also contributes \$250,000. On March 6, Titans players and staff members volunteer with the cleanup and relief effort in Nashville.

**March 15** – A new collective bargaining between the NFL and NFL Players Association is ratified. The agreement runs through the 2030 season.

**March 15** – The Titans announce a multi-year contract extension with quarterback Ryan Tannehill.

**March 16** – The NFL announces the postponement of all in-person offseason programs in response to the coronavirus pandemic. Teams are later given the option of conducting virtual offseason programs but are prohibited from gathering at team facilities for the duration of the offseason.

**March 16** – The Titans place the franchise tag on running back Derrick Henry.

**April 23** – The Titans select Georgia tackle Isaiah Wilson with the 29th overall pick in the 2020 NFL Draft. The draft is held in a virtual setting with all team personnel and draftees at their own homes due to the COVID-19 pandemic.

**May 8** – The Titans elevate Burke Nihill to team president/CEO after Steve Underwood announces his retirement from a full-time role.

**June 11** – Titans controlling owner Amy Adams Strunk adds her voice and the voice of the organization to support the peaceful protests calling for equality and denouncing racism in the wake of the death of George Floyd. "Hearts, minds and institutions need to change throughout our country," she says. "Those who face racism need to be heard, and more importantly, understood by those who haven't listened before ... Hearing our players and coaches speak over the last two weeks has been constructive to this vital discussion. I support our players using peaceful protests and their platforms to advance us as a nation. I would encourage those who haven't thought about these issues before to understand the pain, anger and frustration of the black community. Black lives matter. We should all agree on that."

## HOME/AWAY WIN-LOSS RECORDS

REGULAR SEASON HOME RECORD					REGULAR SEASON ROAD RECORD				
Year	W	L	T	Pct.	Year	W	L	T	Pct.
1960	6	1	0	.857	1960	4	3	0	.571
1961	6	1	0	.857	1961	4	2	1	.643
1962	6	1	0	.857	1962	5	2	0	.714
1963	4	3	0	.571	1963	2	5	0	.286
1964	3	4	0	.429	1964	1	6	0	.143
1965	3	4	0	.429	1965	1	6	0	.143
1966	3	4	0	.429	1966	0	7	0	.000
1967	5	2	0	.714	1967	4	2	1	.643
1968	3	4	0	.429	1968	4	3	0	.571
1969	4	2	1	.643	1969	2	4	1	.357
1970	1	6	0	.143	1970	2	4	1	.357
1971	3	3	1	.500	1971	1	6	0	.143
1972	1	6	0	.143	1972	0	7	0	.000
1973	0	7	0	.000	1973	1	6	0	.143
1974	3	4	0	.429	1974	4	3	0	.571
1975	5	2	0	.714	1975	5	2	0	.714
1976	3	4	0	.429	1976	2	5	0	.286
1977	5	2	0	.714	1977	3	4	0	.429
1978	5	3	0	.625	1978	5	3	0	.625
1979	6	2	0	.750	1979	5	3	0	.625
1980	6	2	0	.750	1980	5	3	0	.625
1981	5	3	0	.625	1981	2	6	0	.250
1982	1	4	0	.200	1982	0	4	0	.000
1983	2	6	0	.250	1983	0	8	0	.000
1984	2	6	0	.250	1984	1	7	0	.125
1985	4	4	0	.500	1985	1	7	0	.125
1986	4	4	0	.500	1986	1	7	0	.125
1987	5	2	0	.714	1987	4	4	0	.500
1988	7	1	0	.875	1988	3	5	0	.375
1989	6	2	0	.750	1989	3	5	0	.375
1990	6	2	0	.750	1990	3	5	0	.375
1991	7	1	0	.875	1991	4	4	0	.500
1992	5	3	0	.625	1992	5	3	0	.625
1993	7	1	0	.875	1993	5	3	0	.625
1994	2	6	0	.250	1994	0	8	0	.000
1995	3	5	0	.375	1995	4	4	0	.500
1996	2	6	0	.250	1996	6	2	0	.750
1997	6	2	0	.750	1997	2	6	0	.250
1998	3	5	0	.375	1998	5	3	0	.625
1999	8	0	0	1.000	1999	5	3	0	.625
2000	7	1	0	.875	2000	6	2	0	.750
2001	3	5	0	.375	2001	4	4	0	.500
2002	6	2	0	.750	2002	5	3	0	.625
2003	7	1	0	.875	2003	5	3	0	.635
2004	2	6	0	.250	2004	3	5	0	.375
2005	3	5	0	.375	2005	1	7	0	.125
2006	4	4	0	.500	2006	4	4	0	.500
2007	5	3	0	.625	2007	5	3	0	.625
2008	7	1	0	.875	2008	6	2	0	.750
2009	5	3	0	.625	2009	3	5	0	.375
2010	3	5	0	.375	2010	3	5	0	.375
2011	5	3	0	.625	2011	4	4	0	.500
2012	4	4	0	.500	2012	2	6	0	.250
2013	3	5	0	.375	2013	4	4	0	.500
2014	1	7	0	.125	2014	1	7	0	.125
2015	1	7	0	.125	2015	2	6	0	.250
2016	5	3	0	.625	2016	4	4	0	.500
2017	6	2	0	.750	2017	3	5	0	.375
2018	6	2	0	.750	2018	3	5	0	.375
2019	4	4	0	.500	2019	5	3	0	.625
<b>Totals:</b>	<b>249</b>	<b>199</b>	<b>2</b>	<b>.556</b>	<b>Totals:</b>	<b>182</b>	<b>264</b>	<b>4</b>	<b>.409</b>

### ALL-TIME FRANCHISE TOTALS (REGULAR SEASON ONLY)

	W	L	T	Pct.
Totals:	440	470	6	.484

## MONTH-BY-MONTH WIN-LOSS RECORDS

YEAR	AUG.	SEPT.	OCT.	NOV.	DEC.	JAN.	TOTAL
1960	0-0	2-1	3-1	3-1	2-1	0-0	10-4
1961	0-0	1-1	2-2-1	4-0	3-0	0-0	10-3-1
1962	0-0	2-1	2-2	4-0	3-0	0-0	11-3
1963	0-0	2-2	3-1	1-2	0-3	0-0	6-8
1964	0-0	2-1	0-4	0-5	2-0	0-0	4-10
1965	0-0	2-1	2-2	0-4	0-3	0-0	4-10
1966	0-0	2-2	1-3	0-3	0-3	0-0	3-11
1967	0-0	1-2	3-0-1	2-1	3-1	0-0	9-4-1
1968	0-0	1-3	2-2	2-2	2-0	0-0	7-7
1969	0-0	2-1	2-2	1-2-2	1-1	0-0	6-6-2
1970	0-0	1-1	1-2-1	1-4	0-3	0-0	3-10-1
1971	0-0	0-2	1-3-1	0-4	3-0	0-0	4-9-1
1972	0-0	0-2	1-4	0-4	0-3	0-0	1-13
1973	0-0	0-3	0-4	1-3	0-3	0-0	1-13
1974	0-0	1-2	1-3	3-1	2-1	0-0	7-7
1975	0-0	2-0	3-1	2-3	3-0	0-0	10-4
1976	0-0	2-1	2-2	1-4	0-2	0-0	5-9
1977	0-0	2-0	1-4	3-1	2-1	0-0	8-6
1978	0-0	2-2	3-2	4-0	1-2	0-0	10-6
1979	0-0	4-1	2-2	4-0	1-2	0-0	11-5
1980	0-0	3-1	2-2	3-2	3-0	0-0	11-5
1981	0-0	2-2	2-2	1-4	2-1	0-0	7-9
1982	0-0	1-1	0-0	0-2	0-4	0-1	1-8
1983	0-0	0-4	0-5	1-3	1-2	0-0	2-14
1984	0-0	0-5	0-4	2-2	1-2	0-0	3-13
1985	0-0	1-3	2-2	2-2	0-4	0-0	5-11
1986	0-0	1-3	0-4	2-3	2-1	0-0	5-11
1987	0-0	1-1	3-1	2-3	3-1	0-0	9-6
1988	0-0	3-1	3-2	3-1	1-2	0-0	10-6
1989	0-0	1-2	3-2	3-1	2-2	0-0	9-7
1990	0-0	2-2	2-2	2-1	3-2	0-0	9-7
1991	0-0	3-1	4-0	2-2	2-2	0-0	11-5
1992	0-0	3-1	2-1	2-3	3-1	0-0	10-6
1993	0-0	1-3	2-1	4-0	4-0	1-0	12-4
1994	0-0	1-3	0-4	0-4	1-3	0-0	2-14
1995	0-0	2-2	1-3	2-2	2-2	0-0	7-9
1996	0-0	2-2	3-1	1-3	2-2	0-0	8-8
1997	1-0	0-3	3-1	3-2	1-2	0-0	8-8
1998	0-0	1-3	2-1	3-2	2-2	0-0	8-8
1999	0-0	3-0	3-1	3-1	3-1	1-0	13-3
2000	0-0	2-1	5-0	2-2	4-0	0-0	13-3
2001	0-0	0-2	2-2	2-2	3-2	0-1	7-9
2002	0-0	1-3	2-1	3-1	5-0	0-0	11-5
2003	0-0	3-1	3-1	3-0	3-2	0-0	12-4
2004	0-0	1-2	2-3	1-2	0-4	1-0	5-11
2005	0-0	1-2	1-4	1-2	1-3	0-1	4-12
2006	0-0	0-3	2-2	2-2	4-1	0-0	8-8
2007	0-0	2-1	3-1	1-3	4-1	0-0	10-6
2008	0-0	4-0	3-0	4-1	2-2	0-0	13-3
2009	0-0	0-3	0-3	5-0	2-2	1-0	8-8
2010	0-0	2-1	3-2	0-3	1-3	0-1	6-10
2011	0-0	2-1	2-2	2-2	2-2	1-0	9-7
2012	0-0	1-3	2-2	1-2	2-3	0-0	6-10
2013	0-0	3-1	0-3	2-2	2-3	0-0	7-9
2014	0-0	1-3	1-3	0-4	0-4	0-0	2-14
2015	0-0	1-2	0-3	1-4	1-3	0-1	3-13
2016	0-0	1-2	3-2	2-2	2-1	1-0	9-7
2017	0-0	2-1	2-2	3-1	2-3	0-0	9-7
2018	0-0	3-1	0-3	2-2	4-1	0-0	9-7
2019	0-0	2-2	2-2	2-1	3-2	0-0	9-7
<b>TOTALS</b>	<b>1-0</b>	<b>94-107</b>	<b>110-126-4</b>	<b>116-125-2</b>	<b>113-107</b>	<b>6-5</b>	<b>440-470-6</b>

## SITUATIONAL REGULAR SEASON WIN-LOSS RECORD

### VS. AFC TEAMS

Total: 343-378-5  
Home: 206-158-1  
Away: 137-220-4

### VS. AFC SOUTH TEAMS

Total: 50-58-0  
Home: 28-26-0  
Away: 22-32-0

### VS. AFC NORTH/CENTRAL TEAMS

Total: 120-128-1  
Home: 65-59-1  
Away: 55-69-0

### VS. AFC EAST TEAMS

Total: 90-87-2  
Home: 53-32-0  
Away: 37-55-2

### VS. AFC WEST TEAMS

Total: 85-105-2  
Home: 58-42-0  
Away: 27-63-2

### VS. NFC TEAMS

Total: 95-93-1  
Home: 49-46-1  
Away: 46-47-0

### VS. NFC SOUTH TEAMS

Total: 13-7-0  
Home: 6-4-0  
Away: 7-3-0

### VS. NFC NORTH/CENTRAL TEAMS

Total: 32-24-0  
Home: 18-11-0  
Away: 14-13-0

### VS. NFC EAST TEAMS

Total: 28-31-0  
Home: 13-16-0  
Away: 15-15-0

### VS. NFC WEST TEAMS

Total: 22-31-1  
Home: 12-15-1  
Away: 10-16-0

### MONDAY NIGHT FOOTBALL

Total: 23-18-0  
Home: 14-9-0  
Away: 9-9-0

### WEEK AFTER MNF

Total: 19-22-0  
Home: 13-8-0  
Away: 6-14-0

### SUNDAY NIGHT FOOTBALL

Total: 11-10-0 (ESPN 8-6; TNT 2-2; NBC 1-2)  
Home: 8-5-0  
Away: 3-5-0

### THURSDAY NIGHT FOOTBALL

Total: 6-9-0 (ABC 2-0; ESPN 1-1; TNT 0-1; NBC 0-2\*; NFLN 3-6\*^; FOX 1-0^; Amazon 1-0^)  
Home: 5-3-0  
Away: 0-6-0  
\*11/16/17 at Pittsburgh was broadcasted on both NBC and NFLN.  
^12/6/18 vs. Jacksonville was broadcasted on NFLN, FOX and Amazon.

### FRIDAY NIGHT FOOTBALL

Total: 0-1-0 (NFLN 0-1)  
Home: 0-1-0  
Away: 0-0-0

### SATURDAY NIGHT FOOTBALL

Total: 2-2-0 (ABC 1-0, ESPN 0-2, FOX/NFLN 1-0)  
Home: 1-2-0  
Away: 1-0-0

### OVERTIME

Total: 19-21-0  
Home: 12-11-0  
Away: 7-10-0

### SEASON OPENERS

Total: 30-29-0  
Home: 15-12-0  
Away: 15-17-0

### LONDON GAMES SERIES

Total: 0-1-0  
Home: 0-0-0  
Away: 0-1-0

### DOMES

Total: 140-142-2  
Astrodome (Houston): 113-103-2  
AT&T Stadium (Dallas): 2-0-0  
Edward Jones Dome (St. Louis): 0-1-0  
Ford Field (Detroit): 2-0-0  
Georgia Dome (Atlanta): 2-1-0  
Kingdome (Seattle): 1-6-0  
Lucas Oil Stadium (closed) (Indianapolis): 1-9-0  
Mercedes-Benz Stadium (closed) (Atlanta): 1-0  
Metrodome (Minneapolis): 1-6-0  
NRG Stadium (closed) (Houston): 6-6-0  
RCA Dome (Indianapolis): 4-7-0  
Silverdome (Detroit): 2-1-0  
Superdome (New Orleans): 6-2-0

## PRIMETIME RESULTS

### FRANCHISE RECORD IN PRIMETIME GAMES

Day	Overall	Pct.	Home	Road
Monday Night	23-18	.561	14-9	9-9
Thursday Night	6-9	.400	6-3	0-6
Friday Night	0-1	.000	0-1	0-0
Saturday Night	1-2	.333	0-2	1-0
Sunday Night	11-10	.524	8-5	3-5
<b>Totals</b>	<b>41-40</b>	<b>.506</b>	<b>28-20</b>	<b>13-20</b>

### PRIMETIME GAMES BY DATE

Year	Date	Opponent	Score	W/L
1970	Mon., Dec. 7	CLEVELAND (ABC)	10-21	L
1972	Mon., Oct. 9	OAKLAND (ABC)	0-34	L
1975	Mon., Nov. 24	PITTSBURGH (ABC)	9-32	L
1976	Mon., Nov. 1	at Baltimore (ABC)	14-38	L
1978	Mon., Oct. 23	at Pittsburgh (ABC)	24-17	W
1978	Mon., Nov. 20	MIAMI (ABC)	35-30	W
1979	Mon., Nov. 5	at Miami (ABC)	9-6	W
1979	Mon., Dec. 10	PITTSBURGH (ABC)	20-17	W
1980	Mon., Sept. 15	at Cleveland (ABC)	16-7	W
1980	Mon., Nov. 10	NEW ENGLAND (ABC)	38-34	W
1980	Thur., Dec. 4	PITTSBURGH (ABC)	6-0	W

1981	Mon., Oct. 26	at Pittsburgh (ABC)	13-26	L
1981	Thur., Dec. 3	CLEVELAND (ABC)	17-13	W
1982	Mon., Dec. 13	DALLAS (ABC)	7-37	L
1988	Sun., Oct. 30	WASHINGTON (ESPN)	41-17	W
1988	Mon., Nov. 7	CLEVELAND (ABC)	24-17	W
1988	Sun., Dec. 4	PITTSBURGH (ESPN)	34-37	L
1989	Mon., Nov. 13	CINCINNATI (ABC)	26-24	W
1989	Sat., Dec. 23	CLEVELAND (ESPN)	20-24	L
1990	Sun., Sept. 16	at Pittsburgh (TNT)	9-20	L
1990	Mon., Nov. 26	BUFFALO (ABC)	27-24	W
1990	Sun., Dec. 30	PITTSBURGH (ESPN)	34-14	W
1991	Sun., Sept. 8	at Cincinnati (TNT)	30-7	W
1991	Mon., Sept. 16	KANSAS CITY (ABC)	17-7	W
1991	Sun., Nov. 17	CLEVELAND (ESPN)	28-24	W
1991	Mon., Dec. 2	PHILADELPHIA (ABC)	6-13	L
1992	Mon., Dec. 7	CHICAGO (ABC)	24-7	W
1992	Sun., Dec. 13	GREEN BAY (ESPN)	14-16	L
1992	Sun., Dec. 27	BUFFALO (ESPN)	27-3	W
1993	Sun., Sept. 5	at New Orleans (TNT)	21-33	L
1993	Mon., Oct. 11	at Buffalo (ABC)	7-35	L
1993	Sun., Nov. 28	PITTSBURGH (ESPN)	23-3	W
1994	Sun., Jan. 2	N.Y. JETS (ESPN)	24-0	W
1994	Mon., Oct. 3	at Pittsburgh (ABC)	14-30	L
1994	Thurs., Oct. 13	CLEVELAND (TNT)	8-11	L
1994	Mon., Oct. 24	at Philadelphia (ABC)	6-21	L

## PRIMETIME RESULTS

1994	Mon., Nov. 21	N.Y. GIANTS (ABC)	10-13	L	2004	Dec. 25	DENVER (ESPN)	16-37	L
1995	Sun., Nov. 19	at Kansas City (ESPN)	13-20	L	<b>Sunday Night Games (11-10)</b>				
1996	Sun., Oct. 6	at Cincinnati (TNT)	30-27	W*	1988	Oct. 30	WASHINGTON (ESPN)	41-17	W
1997	Thurs., Dec. 4	at Cincinnati (ESPN)	14-41	L	1988	Dec. 4	PITTSBURGH (ESPN)	34-37	L
1998	Sun., Nov. 8	at Tampa Bay (ESPN)	31-22	W	1990	Sept. 16	at Pittsburgh (TNT)	9-20	L
1999	Sun., Nov. 7	at Miami (ESPN)	0-17	L	1990	Dec. 30	PITTSBURGH (ESPN)	34-14	W
1999	Thurs., Dec. 9	OAKLAND (ESPN)	21-14	W	1991	Sept. 8	at Cincinnati (TNT)	30-7	W
2000	Sun., Sept. 3	at Buffalo (ESPN)	13-16	L	1991	Nov. 17	CLEVELAND (ESPN)	28-24	W
2000	Mon., Oct. 16	JACKSONVILLE (ABC)	27-13	W	1992	Dec. 13	GREEN BAY (ESPN)	14-16	L
2000	Mon., Oct. 30	at Washington (ABC)	27-21	W	1992	Dec. 27	BUFFALO (ESPN)	27-3	W
2000	Mon., Dec. 25	DALLAS (ABC)	31-0	W	1993	Sept. 5	at New Orleans (TNT)	21-33	L
2001	Sun., Sept. 9	MIAMI (ESPN)	23-31	L	1993	Nov. 28	PITTSBURGH (ESPN)	23-3	W
2001	Mon., Oct. 29	at Pittsburgh (ABC)	7-34	L	1994	Jan. 2	N.Y. JETS (ESPN)	24-0	W
2001	Mon., Nov. 12	BALTIMORE (ABC)	10-16	L	1995	Nov. 19	at Kansas City (ESPN)	13-20	L
2001	Sat., Dec. 22	at Oakland (ABC)	13-10	W	1996	Oct. 6	at Cincinnati (TNT)	30-27	W*
2002	Mon., Dec. 16	NEW ENGLAND (ABC)	24-7	W	1998	Nov. 8	at Tampa Bay (ESPN)	31-22	W
2003	Sun., Sept. 7	OAKLAND (ESPN)	25-20	W	1999	Nov. 7	at Miami (ESPN)	0-17	L
2003	Mon., Dec. 1	at New York Jets (ABC)	17-24	L	2000	Sept. 3	at Buffalo (ESPN)	13-16	L
2004	Mon., Oct. 11	at Green Bay (ABC)	48-27	W	2001	Sept. 9	MIAMI (ESPN)	23-31	L
2004	Mon., Dec. 13	KANSAS CITY (ABC)	38-49	L	2003	Sept. 7	OAKLAND (ESPN)	25-20	W
2004	Sat., Dec. 25	DENVER (ESPN)	16-37	L	2007	Dec. 30	at Indianapolis (NBC)	16-10	W
2007	Mon., Sept. 24	at New Orleans (ESPN)	31-14	W	2009	Oct. 11	INDIANAPOLIS (NBC)	9-31	L
2007	Mon., Nov. 19	at Denver (ESPN)	20-34	L	2018	Dec. 30	INDIANAPOLIS (NBC)	17-33	L
2007	Sun., Dec. 30	at Indianapolis (NBC)	16-10	W	<b>Monday Night Football (23-18)</b>				
2008	Mon., Oct. 27	INDIANAPOLIS (ESPN)	31-21	W	1970	Dec. 7	CLEVELAND (ABC)	10-21	L
2009	Thurs., Sept. 10	at Pittsburgh (NBC)	10-13	L*	1972	Oct. 9	OAKLAND (ABC)	0-34	L
2009	Sun., Oct. 11	INDIANAPOLIS (NBC)	9-31	L	1975	Nov. 24	PITTSBURGH (ABC)	9-32	L
2009	Mon., Nov. 23	at Houston (ESPN)	20-17	W	1976	Nov. 1	at Baltimore (ABC)	14-38	L
2009	Fri., Dec. 25	SAN DIEGO (NFLN)	17-42	L	1978	Oct. 23	at Pittsburgh (ABC)	24-17	W
2010	Mon., Oct. 18	at Jacksonville (ESPN)	30-3	W	1978	Nov. 20	MIAMI (ABC)	35-30	W
2010	Thurs., Dec. 9	INDIANAPOLIS (NFLN)	28-30	L	1979	Nov. 5	at Miami (ABC)	9-6	W
2012	Thurs., Oct. 11	PITTSBURGH (NFLN)	26-23	W	1979	Dec. 10	PITTSBURGH (ABC)	20-17	W
2012	Mon., Dec. 17	N.Y. JETS (ESPN)	14-10	W	1980	Sept. 15	at Cleveland (ABC)	16-7	W
2013	Thurs., Nov. 14	INDIANAPOLIS (NFLN)	27-30	L	1980	Nov. 10	NEW ENGLAND (ABC)	38-34	W
2014	Mon., Nov. 17	PITTSBURGH (ESPN)	24-27	L	1981	Oct. 26	at Pittsburgh (ABC)	13-26	L
2014	Thurs., Dec. 18	at Jacksonville (NFLN)	13-21	L	1982	Dec. 13	DALLAS (ABC)	7-37	L
2015	Thurs., Nov. 19	at Jacksonville (NFLN)	13-19	L	1988	Nov. 7	CLEVELAND (ABC)	24-17	W
2016	Thurs., Oct. 27	JACKSONVILLE (NFLN)	36-22	W	1989	Nov. 13	CINCINNATI (ABC)	26-24	W
2017	Mon., Oct. 16	INDIANAPOLIS (ESPN)	36-22	W	1990	Nov. 26	BUFFALO (ABC)	27-24	W
2017	Thurs., Nov. 16	at Pittsburgh (NBC/NFLN)	17-40	L	1991	Sept. 16	KANSAS CITY (ABC)	17-7	W
2018	Mon., Nov. 5	at Dallas (ESPN)	28-14	W	1991	Dec. 2	PHILADELPHIA (ABC)	6-13	L
2018	Mon., Nov. 26	at Houston (ESPN)	17-34	L	1992	Dec. 7	CHICAGO (ABC)	24-7	W
2018	Thurs., Dec. 6	JACKSONVILLE (FOX/NFLN)	30-9	W	1993	Oct. 11	at Buffalo (ABC)	7-35	L
2018	Sun., Dec. 30	INDIANAPOLIS (NBC)	17-33	L	1994	Oct. 3	at Pittsburgh (ABC)	14-30	L
2019	Thur., Sept. 19	at Jacksonville (NFLN)	7-20	L	1994	Oct. 24	at Philadelphia (ABC)	6-21	L
					1994	Nov. 21	N.Y. GIANTS (ABC)	10-13	L
					2000	Oct. 16	JACKSONVILLE (ABC)	27-13	W
					2000	Oct. 30	at Washington (ABC)	27-21	W
					2000	Dec. 25	DALLAS (ABC)	31-0	W
					2001	Oct. 29	at Pittsburgh (ABC)	7-34	L
					2001	Nov. 12	BALTIMORE (ABC)	10-16	L
					2002	Dec. 16	NEW ENGLAND (ABC)	24-7	W
					2003	Dec. 1	at New York Jets (ABC)	17-24	L
					2004	Oct. 11	at Green Bay (ABC)	48-27	W
					2004	Dec. 13	KANSAS CITY (ABC)	38-49	L
					2007	Sept. 24	at New Orleans (ESPN)	31-14	W
					2007	Nov. 19	at Denver (ESPN)	20-34	L
					2008	Oct. 27	INDIANAPOLIS (ESPN)	31-21	W
					2009	Nov. 23	at Houston (ESPN)	20-17	W
					2010	Oct. 18	at Jacksonville (ESPN)	30-3	W
					2012	Dec. 17	N.Y. JETS (ESPN)	14-10	W
					2014	Nov. 17	PITTSBURGH (ESPN)	24-27	L
					2017	Oct. 16	INDIANAPOLIS (ESPN)	36-22	W
					2018	Nov. 5	at Dallas (ESPN)	28-14	W
					2018	Nov. 26	at Houston (ESPN)	17-34	L

## BY DAY OF WEEK

## Thursday Night Games (6-9)

1980	Dec. 4	PITTSBURGH (ABC)	6-0	W
1981	Dec. 3	CLEVELAND (ABC)	17-13	W
1994	Oct. 13	CLEVELAND (TNT)	8-11	L
1997	Dec. 4	at Cincinnati (ESPN)	14-41	L
1999	Dec. 9	OAKLAND (ESPN)	21-14	W
2009	Sept. 10	at Pittsburgh (NBC)	10-13	L*
2010	Dec. 9	INDIANAPOLIS (NFLN)	28-30	L
2012	Oct. 11	PITTSBURGH (NFLN)	26-23	W
2013	Nov. 14	INDIANAPOLIS (NFLN)	27-30	L
2014	Dec. 18	at Jacksonville (NFLN)	13-21	L
2015	Nov. 19	at Jacksonville (NFLN)	13-19	L
2016	Oct. 27	JACKSONVILLE (NFLN)	36-22	W
2017	Nov. 16	at Pittsburgh (NBC/NFLN)	17-40	L
2018	Dec. 6	JACKSONVILLE (FOX/NFLN)	30-9	W
2019	Sept. 19	at Jacksonville (NFLN)	7-20	L

## Friday Night Games (0-1)

2009	Dec. 25	SAN DIEGO (NFLN)	17-42	L
------	---------	------------------	-------	---

## Saturday Night Games (1-2)

1989	Dec. 23	CLEVELAND (ESPN)	20-24	L
2001	Dec. 22	at Oakland (ABC)	13-10	W

\* Overtime

## OVERTIME HISTORY

### OVERTIME WIN-LOSS TOTALS

**Won/Loss Record:** 20-24 (13-13 home, 7-11 road)  
**Coin Toss Record:** 18-26 (12-15 home, 6-11 road)  
**Record when winning coin toss:** 11-7  
**Record when losing coin toss:** 9-17

*From 1960–1969, the Oilers were members of the American Football League, which did not have overtime in regular season games. The National Football League did not institute overtime in regular season games until 1974.*

*In 2010, overtime rules were amended for the postseason to a modified sudden death format, guaranteeing at least one possession for each club if the receiving team fails to score a touchdown on its first overtime possession. In 2012, the format was adopted for regular season games as well.*

### OVERTIME CAPSULES

**\*December 23, 1962 - DALLAS 20, at Houston 17:** Texans win the toss but elect to kick. Each team gets three cracks at winning the game in the first overtime before K Tommy Brooker's championship-winning 25-yard field goal at 12:06 of the second OT.

**October 30, 1977 - at CINCINNATI 13, Houston 10:** Bengals win the toss. QB Ken Anderson's 17-yard completion to WR Billy Brooks is the long play prior to K Chris Bahr's winning 22-yard field goal at 5:51 of OT.

**September 23, 1979 - HOUSTON 30, at Cincinnati 27:** Oilers win the toss. On opening series, Bengals force Cliff Parsley punt. Cincinnati drives to Oilers' 14-yard line, but K Chris Bahr misses a 32-yard field goal attempt. Houston again has to punt on its ensuing series. The Oiler defense then forces a punt by the Bengals' Pat McInally. Houston takes over on the Cincinnati 42. RB Earl Campbell's 15-yard run is the long play prior to K Toni Fritsch's winning 29-yard field goal at 14:28 of OT.

**October 28, 1979 - at HOUSTON 27, N.Y. Jets 24:** Oilers win the toss. QB Dan Pastorini's 22-yard completion to FB Rob Carpenter is the long play as Oilers drive 58 yards. K Toni Fritsch kicks the winning 35-yard field goal at 5:10 of OT.

**November 23, 1980 - at N.Y. JETS 31, Houston 28:** Jets win the toss. A personal foul on Houston's Guido Merken on the kickoff gives New York possession at the Jets' 40-yard line. QB Richard Todd's 17-yard screen pass to RB Bobby Harper is the long play prior to K Pat Leahy's winning 38-yard field goal at 3:58 of OT.

**September 4, 1983 - GREEN BAY 41, at Houston 38:** Packers win the toss. RB Eddie Lee Ivery's 12-yard run is the long play as Packers drive 59 yards. K Jan Stenerud kicks the winning 42-yard field goal at 5:55 of OT.

**October 23, 1983 - KANSAS CITY 13, at Houston 10:** Chiefs win the toss. QB Bill Kenney's 20-yard completion to WR Stephone Paige is the long play as Chiefs drive 60 yards. K Nick Lowery kicks the winning 41-yard field goal at 7:41 of OT.

**October 30, 1983 - at CLEVELAND 25, Houston 19:** Oilers win the toss. Browns' defense forces a John James punt. Houston defense does the same to Cleveland as Jeff Gossett punts on ensuing series. Oiler QB Gifford Nielsen's pass is intercepted by Cleveland S Mike Whitwell and returned 15 yards to the Houston 20-yard line. On the next play, RB Boyce Green scores a touchdown on a 20-yard run at 6:34 of OT.

**December 2, 1984 - at HOUSTON 23, Pittsburgh 20:** Oilers win the toss. QB Warren Moon's 19-yard completion to WR Steve Bryant is the long play as Oilers drive 63 yards. K Joe Cooper kicks the winning 30-yard field goal at 5:53 of OT.

**September 28, 1986 - PITTSBURGH 22, at Houston 16:** Oilers win the toss. Steelers' defense forces a Lee Johnson punt that is returned 41 yards to the Oilers' 15-yard line by Pittsburgh's Rick Woods. Two plays later, RB Walter Abercrombie runs three yards for winning touchdown at 2:35 of OT.

**November 30, 1986 - at CLEVELAND 13, Houston 10:** Oilers win the toss but elect to kickoff (18-25 MPH winds). Oilers' defense forces a Jeff Gossett punt. QB Oliver Luck, replacing an injured Warren Moon, leads the Oilers to the Cleveland 31-yard line, but then is intercepted by CB Frank Minnifield at the Browns' 21. Again Houston's defense puts the Browns in a punting situation. Once again, Minnifield picks off a Luck pass, returning it to the Oilers' 37. FB Kevin Mack's

seven-yard run and QB Bernie Kosar's seven-yard pass to WR Brian Brennan are the long plays prior to K Mark Moseley's winning 29-yard field goal at 14:44 of OT.

**\*\*January 3, 1988 - at HOUSTON 23, Seattle 20:** Seahawks win the toss. Oilers' defense forces a Ruben Rodriguez punt. QB Warren Moon's 15-yard pass to WR Drew Hill is the long play as the Oilers drive 61 yards. K Tony Zendejas kicks the winning 42-yard field goal at 8:05 of OT.

**September 4, 1988 - HOUSTON 17, at Indianapolis 14:** Colts win the toss. On the opening series, QB Gary Hogeboom completes a screen pass to RB Eric Dickerson, but Oiler LB John Grimsley forces a fumble which is recovered by LB Robert Lyles on the Colts' 42-yard line. QB Cody Carlson, subbing for injured Warren Moon, completes a 21-yard pass to WR Ernest Givins for the long play prior to K Tony Zendejas' 35-yard field goal at 3:51 of OT.

**September 24, 1989 - BUFFALO 47, at Houston 41:** Oilers win the toss. Houston takes over on its own 19-yard line and advances to the Buffalo 20 thanks to QB Warren Moon's 32-yard completion to FB Alonzo Highsmith, plus a 17-yard run by Moon and an 11-yarder by Highsmith. K Tony Zendejas attempts a 37-yard field goal, but it is wide left. The Bills assume possession on their own 20 and move 80 yards in seven plays. A 21-yard QB Jim Kelly-to-TE Pete Metzelaars pass precedes the game-winning 28-yard TD catch by WR Andre Reed at 8:42 of OT.

**\*\*December 31, 1989 - PITTSBURGH 26, at Houston 23:** Steelers win the toss. Oilers' defense forces a Harry Newsome punt as Houston takes over on its own 45-yard line. Oiler RB Lorenzo White fumbles on the first play as CB Rod Woodson recovers for the Steelers on the Houston 46. RB Merrill Hoge's 11-yard run helps Pittsburgh advance to the Oiler 33 before Gary Anderson kicks a 50-yard field goal (his 4th of the game) to win the game at 3:26 of OT.

**December 2, 1990 - at SEATTLE 13, Houston 10:** Seahawks win the toss. Oilers' defense forces a Rick Donnelly punt as Houston takes over on its own 23-yard line. Oiler WR Bernard Ford fumbles on the first play as LB David Wyman recovers for the Seahawks on the Houston 27. Seattle FB John L. Williams rushes twice for a total of three yards before Norm Johnson kicks a 42-yard field goal to win the game at 4:25 of OT.

**November 3, 1991 - at WASHINGTON 16, Houston 13:** Washington wins the toss. Oilers' defense forces a Kelly Goodburn punt as Houston takes over on its own 31-yard line. Oiler QB Warren Moon is intercepted on the second play by CB Darrell Green with Washington taking over on Houston's 33. RB Earnest Byner carries three times for a total of nine yards before Chip Lohmiller kicks a 41-yard field goal to win the game at 4:01 of OT.

**November 10, 1991 - at HOUSTON 26, Dallas 23:** Oilers win the toss. Cowboys' defense forces a Greg Montgomery punt as Dallas takes over on its own 24-yard line. The Cowboys move to the Oiler 24-yard line where they have a first down following a Houston holding penalty. Dallas RB Emmitt Smith gains seven yards but fumbles after a hit by LB Lamar Lathon, with Oiler S Bo Orlando recovering at the Houston 15. The Oilers then embark on an 11-play, 80-yard drive in which QB Warren Moon completes all seven of his passes for 70 yards. On second down, K Al Del Greco kicks a 23-yard field goal at 14:31 of OT.

**September 20, 1992 - at HOUSTON 23, Kansas City 20:** Chiefs win the toss. On the third play of OT, Kansas City WR J.J. Birden fumbles after a hit by Houston CB Cris Dishman with DT Doug Smith recovering the ball at the Chief's 23-yard line. Oiler RB Lorenzo White runs once for two yards before K Al Del Greco boots the game-winning 39-yard field goal at 1:55 of OT.

**\*\*January 3, 1993 - at BUFFALO 41, Houston 38:** Oilers win the toss. On third-and-three from Houston's 27-yard line, QB Warren Moon is intercepted by Buffalo CB Nate Odomes, who returns the ball to the Oiler 35. On the return, Houston WR Haywood Jeffires is penalized for a face mask infraction, which moves the ball to the Oilers' 20. After a pair of Kenneth Davis runs net six yards, K Steve Christie kicks a 32-yard field goal to win the game at 3:06 of OT.

**November 6, 1994 - PITTSBURGH 12, at Houston 9:** Steelers win the toss. Both teams exchange five punts before the Oilers gain possession on their 12-yard line with 4:30 left in the extra period. On the first play from scrimmage, RB Gary Brown scoots up the middle for 8 yards before being hit by CB Rod Woodson. He fumbles and the Steelers take over at the Oilers 22-yard line. Two plays later, K Gary Anderson hits from 40 yards out for the winning score at 3:36 of OT.

## OVERTIME HISTORY

**October 8, 1995 - at MINNESOTA 23, Houston 17:** Vikings win the toss. The Vikings move the ball to their 38-yard line but are forced to punt. Minnesota P Mike Saxon then pins the Oilers in at their 8-yard line with a 54-yard boot. On his third carry of overtime, RB Rodney Thomas scampers 27 yards to give the Oilers a first down at their 35. QB Will Furrer, who replaced Chris Chandler after he injured his shoulder while being sacked on the Oilers' last offensive series in the fourth quarter, is intercepted on his second pass attempt by CB Dewayne Washington (25-yard return). RB Robert Smith takes his third consecutive carry of OT 20 yards for the winning score with 7:10 gone in the extra stanza.

**October 6, 1996 - HOUSTON 30, at Cincinnati 27:** Bengals win the toss. The Bengals go three-and-out and are forced to punt, giving the Oilers the ball inside their own 20-yard line. On second down at the Oilers' 16-yard line, QB Chris Chandler connects with WR Willie Davis on a 37-yard pass to move into Cincinnati territory. Six plays later, K Al Del Greco hits from 49 yards out for the winning score at 4:22 of OT.

**August 31, 1997 - at TENNESSEE 24, Oakland 21:** Oilers win the toss. Oilers go three-and-out and are forced to punt, giving the Raiders the ball at their own 33-yard line. The Raiders also go three-and-out and punt the ball to the Oilers. Tennessee takes over the ball at its own 35-yard line. On second-and-eight, QB Steve McNair connects with Frank Wycheck for 21 yards to the Raiders 42-yard line. Again on second down, McNair finds Wycheck, this time for 10 yards to the Raiders 32-yard line. On the next play, McNair scrambles for an 11-yard gain. RB Eddie George gains six yards before Al Del Greco hits the game-winner from 33 yards away with 8:03 left on the clock in overtime. The win is the Oilers first since relocating to Tennessee from Houston.

**September 7, 1997 - at MIAMI 16, Tennessee 13:** Dolphins win the toss. The Oilers kick to Dolphin return man Irving Spikes, who returns the kickoff 48 yards to the Oilers 45-yard line. On second down, Dan Marino hits RB Bernie Parmalee for a 16-yard gain. Again on second down, Marino connects with Fred Barnett for a 9-yard gain. On the play, Oiler DB Tomur Barnes was flagged for an unnecessary roughness penalty which moved the ball to the Oilers 11-yard line. On the next play, Olindo Mare knocks home a 29-yard field goal with 12:45 remaining in overtime.

**September 10, 2000 - at TENNESSEE 17, Kansas City 14:** Titans win the toss. The Chiefs kick to Derrick Mason, who returns the kick 28 yards to the Tennessee 29-yard line. A face mask penalty moves the ball to the 34-yard line. On third-and-eight, QB Neil O'Donnell passes to Kevin Dyson for 27 yards. A 26-yard pass to Frank Wycheck on the next play is negated by a holding penalty. Eddie George then rushes 29 yards to the Kansas City 18-yard line. On the next play, Al Del Greco kicks a 36-yard field goal with 12:02 remaining in overtime.

**October 14, 2001 - at TENNESSEE 31, Tampa Bay 28:** Buccaneers win the toss. Tennessee's defense forces a punt. Tampa Bay kicks to Joe Walker, who returns the kick eight yards to Tampa Bay's 46. Steve McNair passes to Drew Bennett for 14 yards. Eddie George rushes for one yard. McNair pass is incomplete to Kevin Dyson. George rushes up middle for minus one yard. Joe Nedney kicks a 49-yard field goal with 13:08 remaining in overtime.

**September 22, 2002 - CLEVELAND 31, at Tennessee 28:** Browns win the toss. Joe Nedney kicks ball into end zone for touchback. Jamel White rushes for six yards to Cleveland 26. Tim Couch passes to Jamel White for -1 yard to Cleveland 25. Couch passes for 10 yards to Quincy Morgan to Cleveland 35. White rushes off-tackle for 12 yards to Cleveland 47. Couch passes to Andre Davis for 31 yards to Tennessee 22. White rushes off tackle for five yards, then off left guard for two yards to Tennessee 15. Phil Dawson kicks a 33-yard field goal with 10:51 remaining in overtime.

**December 1, 2002 - TENNESSEE 32, at N.Y. Giants 29:** Giants win toss. Joe Nedney kicks off to Delvin Joyce, who returns the kickoff 38 yards to the New York 40. Kerry Collins passes to Ron Dixon for 14 yards to Tennessee 46. Tiki Barber rushes around the left side for two yards to Tennessee 44. Collins passes for 12 yards to Tennessee 32, but offensive pass interference is called on Amani Toomer, placing ball at New York 46. Collins passes incomplete to Barber. Collins sacked by Carlos Hall at New York 46. Matt Allen punts 34 yards to Tennessee 20. Steve McNair passes for 12 yards to Drew Bennett to Tennessee 32. McNair passes incomplete to Derrick Mason. McNair passes 23 yards to John Simon to New York 45. McNair passes 12 yards to Mason to New York 33. Robert Holcombe runs off right guard for 14 yards to New York 19. Holcombe rushes off left guard for minus 1 yard. Joe Nedney kicks 38-yard field goal with 10:00 remaining in overtime.

**\*\*\*January 11, 2003 - at TENNESSEE 34, Pittsburgh 31:** Titans win the toss. Jeff Reed kicks off to John Simon, who returns kickoff 21 yards to Tennessee 31. Steve McNair passes incomplete to Robert Holcombe. McNair passes for 31 yards to Justin McCareins to Pittsburgh 38. McNair passes for 22 yards to Justin McCareins to Pittsburgh 16. Holcombe rushes up the middle for three yards to Pittsburgh 13. Joe Nedney connects on 31-yard field goal, but Pittsburgh calls timeout just before ball is snapped, so play does not count. Nedney then misses 31-yard field goal wide-right, but Dewayne Washington is flagged for roughing the kicker. Nedney makes good on 26-yard field goal with 12:49 remaining in overtime.

**November 14, 2004 - CHICAGO 19, at Tennessee 17:** Bears win the toss and control the ball at their own 26-yard line. They advance to the Chicago 48 before punting to the Tennessee 9. Billy Volek, who started at quarterback for an injured Steve McNair (sternum), throws an incomplete pass and then is sacked for a four-yard loss. On third down, Volek is sacked in the end zone by Adewale Ogunleye and fumbles. The ball is recovered in the end zone by Titans right tackle Fred Miller, who is tackled in the end zone for a safety. It is the first overtime game to end in a safety since Nov. 5, 1989, when Minnesota beat the L.A. Rams, 23-21.

**December 10, 2006 - TENNESSEE 26, at Houston 20:** Titans win the toss. Kris Brown kicks off to Pacman Jones, who returns it 36 yards to Tennessee's 43. Travis Henry rushes for one yard to Tennessee 44. Vince Young passes incomplete to Drew Bennett, but Houston is penalized for defensive holding, giving Titans a first down at the Tennessee 49. Chris Brown rushes up the middle for 16 yards to Houston's 35-yard line. Chris Brown is stopped for no gain, but Tennessee is penalized for offensive holding, moving ball to Houston's 45. Chris Brown rushes for five yards to Houston's 40. Vince Young passes to Ahmard Hall for one yard to Houston's 39. On 3rd-and-14, Vince Young drops back, then scrambles up the middle 39 yards for the game-winning touchdown with 11:24 remaining in overtime.

**December 9, 2007 - SAN DIEGO 23, at Tennessee 17:** Chargers win the toss. Rob Bironas kicks off into end zone for touchback. Chargers drive to their own 47-yard line. M. Scifres punts 51 yards to Tennessee 2. LenDale White carries for 3 and 5 yards, but an incompleting on third down forces a punt. Craig Henrich punts 57 yards to San Diego 38. After consecutive Tomlinson carries, Rivers passes for 11 yards to Antonio Gates to Tennessee 31. Tomlinson runs three yards to Tennessee 28. Rivers passes for 12 yards to Vincent Jackson to Tennessee 16. Tomlinson runs for game-winning 16-yard touchdown with 7:35 remaining in overtime.

**November 2, 2008 - at TENNESSEE 19, Green Bay 16:** Tennessee wins the toss. Mason Crosby kicks off to Chris Carr, who returns the kickoff 23 yards to the Tennessee 22. On third-and-six from the Tennessee 26, Kerry Collins passes to Chris Johnson for 16 yards. Johnson then gains 14 yards on a carry. On third-and-four from the Green Bay 38, LenDale White rushes for seven yards. After consecutive rushes by Johnson of five and three yards to the Green Bay 23, Rob Bironas kicks a game-winning 41-yard field goal on third down.

**September 9, 2009 - at PITTSBURGH 13, Tennessee 10:** Pittsburgh wins the toss. Rob Bironas kicks off to Stefan Logan, who returns the kick to the 24-yard line. The Steelers pick up first downs on an 11-yard reception by Hines Ward and a two-yard run by Mewelde Moore. On third-and-one at the Tennessee 48-yard line, quarterback Ben Roethlisberger completes an 11-yard pass to Antonio Holmes. From the Tennessee 37, Roethlisberger finds Mike Wallace for a 22-yard reception. Jeff Reed makes a 33-yard field goal to win the game with 10:28 on the clock.

**December 20, 2009 - at TENNESSEE 27, Miami 24:** Miami wins the toss. After a 23-yard kickoff return by Ted Ginn, quarterback Chad Henne finds full-back Lousaka Polite for a four-yard completion. A pass attempt on second down falls incomplete. On third-and-six from the Miami 27, Henne's pass intended for Davone Bess is intercepted by Titans safety Michael Griffin at the Miami 45. A three-yard return is followed by a 15-yard unnecessary roughness penalty on Miami receiver Greg Camarillo. After three running plays by the Titans netting minus-one yard, Rob Bironas kicks a 46-yard field goal to win the game.

**November 21, 2010 - WASHINGTON 19, at Tennessee 16:** Tennessee wins the toss. Graham Gano kicks off to Marc Mariani, who returns the ball 30 yards to the 33-yard line. After a 15-yard run by Chris Johnson, Johnson is stopped for no gain, and Rusty Smith throws two incomplete passes. Brett Kern punts to Brandon Banks, who calls for fair catch at the 13-yard line. Donovan McNabb completes a 26-yard pass to Chris Cooley. On second-and-22 from the 27, McNabb is intercepted by Alterraun Verner. However, the pass is ruled incomplete after a replay review, and an unnecessary roughness penalty on Tennessee's

## OVERTIME HISTORY

Jason Babin is enforced, providing a first down at the 42. A roughing the passer penalty is called on Will Witherspoon. McNabb completes a 10-yard pass to Santana Moss. On second-and-nine from the Tennessee 30, Verner is called for illegal contact. Four plays later, Gano wins the game on a 43-yard field goal with 8:17 remaining in overtime.

**September 23, 2012 – at TENNESSEE 44, Detroit 41:** Tennessee wins the coin toss in the franchise's first overtime under the modified overtime format. From the 20-yard line, Jake Locker completes a 24-yard pass to tight end Craig Stevens. On third-and-16 from the Tennessee 38-yard line, a defensive holding penalty gives the Titans another first down. Another 24-yard reception by Stevens was reversed upon replay review, but an unnecessary roughness penalty against Detroit on the same play put the ball at Detroit's 29-yard line. After receptions of 13 and seven yards by Damian Williams, Rob Bironas makes a 26-yard field goal. On Detroit's ensuing possession, Shaun Hill completes passes of 17 yards to tight end Brandon Pettigrew and 26 yards to receiver Calvin Johnson. A nine-yard run by Joique Bell resulted in a first down at the Tennessee 16-yard line. But on fourth-and-one from the seven-yard line, Hill was stuffed for a one-yard loss on a quarterback sneak.

**October 28, 2012 – INDIANAPOLIS 19, at Tennessee 13:** Indianapolis wins the toss. After a touchback on Rob Bironas' kickoff, Colts running back Donald Brown takes a handoff on six consecutive plays (first carry nullified by a Titans penalty), gaining 35 total yards. Andrew Luck then completes a 20-yard pass to wide receiver Reggie Wayne. Finally, on second-and-10 from the Tennessee 16-yard line, Luck completes a short pass to running back Vick Ballard, who dives to the front left pylon for a touchdown. A replay review upholds the ruling on the field.

**September 15, 2013 – at HOUSTON 30, Tennessee 24:** Houston wins the toss. Keshawn Martin returns Rob Bironas' kickoff to the Houston 22-yardline, followed by an 18-yard completion from Matt Schaub to tight end Garrett Graham. Arian Foster rushes for five yards and 16 yards on consecutive carries, and Ben Tate carries for 13 yards on the following play. Three plays later, Schaub finds rookie receiver DeAndre Hopkins for a 26-yard pass, setting up first-and-goal on the one-yard line. On third down, Schaub and Hopkins connect again, this time for the game-winning, three-yard touchdown pass. A replay review upholds the touchdown call.

**December 15, 2013 – ARIZONA 37, at Tennessee 34:** After the Titans score 17 points in the final four minutes of regulation to force overtime, they win the coin toss to begin overtime. On the second play from scrimmage in the extra period, Ryan Fitzpatrick completes a 33-yard pass to receiver Nate Washington. However, on the next play, Fitzpatrick's pass is intercepted by cornerback Antoine Cason at the Arizona 30-yard line. The Cardinals then drive 31 yards, including 22 total rushing yards by Rashard Mendenhall and a nine-yard pass from Carson Palmer to tight end Jim Dray. On third-and-12 from the 33-yard line, Jay Feely makes the game-winning, 41-yard field goal.

**November 8, 2015 – TENNESSEE 34, at New Orleans 28:** Tennessee wins the coin toss. From the 20-yard line, Marcus Mariota completes a 14-yard pass to Dorial Green-Beckham, which is followed by a 15-yard run by Antonio Andrews. Mariota connects with tight end Craig Stevens for a 24-yard gain, and then, on third-and-two from the 17-yard line, Green-Beckham records a nine-yard catch. On second-and-goal from the five-yard line, Mariota finds tight end Anthony Fasano in the end zone for the franchise's first game-winning touchdown pass in overtime.

**October 22, 2017 – TENNESSEE 12, at Cleveland 9:** The Browns win the coin toss and Cleveland goes three-and-out on their first possession. The Titans take over at their own 36-yard line and pick up a first down before punting. The Tennessee defense forces another three-and-out punctuated by a 12-yard sack of Cody Kessler by Brian Orakpo and Derrick Morgan on third-and-eight. Marcus Mariota connects with Rishard Matthews for an eight-yard gain on third-and-three setting up Ryan Succop's 47-yard game-winning field goal just after the two-minute warning.

**September 30, 2018 – at TENNESSEE 26, Philadelphia 23:** The Eagles win the coin toss and conducted a nine-play, 56-yard drive that is punctuated by a Jake Elliott 37-yard field goal, giving the visitors a 23-20 lead. The Titans answer with a 16-play, 75-yard march that features three fourth-down conversions. Marcus Mariota finds Taywan Taylor along the sideline for a 19-yard reception on fourth-and-15. Four plays later, Nick Williams draws a pass interference penalty on fourth-and-four. With less than a minute to play in the extra stanza, Mariota connects with Dion Lewis for a 17-yard pass play down to the Philadelphia 15-yard line on fourth-and-two. A Malcolm Jenkins defensive holding call gets the Titans five yards closer. On third-and-10 with 17 seconds on the clock, Mariota finds a leaping Corey Davis in the end zone for the game-winning, 10-yard touchdown strike and a Titans' 26-23 victory.

\* AFL Championship Game

\*\* Wild Card Playoff Game

\*\*\* AFC Divisional Playoff Game

## HOTTEST/COLDEST GAMES

### SIX HOTTEST GAMES

DATE	OPPONENT	SCORE	WEATHER
9/11/83	at L.A. Raiders	6-20 (L)	96°, clear
9/9/90	at Atlanta	27-47 (L)	94°, partly cloudy
10/7/62	BUFFALO	17-14 (W)	93°, showers
9/14/65	N.Y. JETS	27-21 (W)	93°, sunny
9/15/19	INDIANAPOLIS	17-19 (L)	93°, sunny
10/6/63	at Kansas City	7-28 (L)	92°, sunny

### 14 COLDEST GAMES

DATE	OPPONENT	SCORE	WEATHER
12/18/16	at Kansas City	19-17 (W)	1°, clear (-9° wind chill)
*1/10/04	at New England	14-17 (L)	4°, clear (-10° wind chill)
12/11/77	at Cleveland	19-15 (W)	7°, clear (-7° wind chill)
12/17/89	at Cincinnati	7-61 (L)	9°, overcast (0° wind chill)
*1/19/20	at Kansas City	24-35 (L)	17°, sunny (5° wind chill)
12/8/13	at Denver	28-51 (L)	18°, clear (11° wind chill)
12/26/10	at Kansas City	14-34 (L)	19°, cloudy (10° wind chill)
12/17/00	at Cleveland	24-0 (W)	20°, snow (-10° wind chill)
12/14/80	at Green Bay	22-3 (W)	20°, clear (9° wind chill)
*1/6/80	at Pittsburgh	13-27 (L)	22°, part. cloudy (12° wind chill)
12/15/85	at Cleveland	21-28 (L)	22°, overcast (-7° wind chill)
12/18/88	at Cleveland	23-28 (L)	22°, overcast (0° wind chill)
12/16/07	at Kansas City	26-17 (W)	22°, clear (14° wind chill)
12/31/17	vs. Jacksonville	15-10 (W)	23°, clear, (16° wind chill)

\* Playoff game



**ALL-TIME OFFENSIVE YARDS AND RANKINGS**

<b>Year</b>	<b>Total Plays</b>	<b>First Downs</b>	<b>Rush Yards (Rank)</b>	<b>Net Pass Yards (Rank)</b>	<b>Total Yards (Rank)</b>	<b>Total Points</b>
1960	930	262	1,565 (3)	3,371 (1)	4,936 (1)	379
1961	964	293	1,896 (2)	4,392 (1)	6,288 (1)	513
1962	943	266	1,742 (4)	3,229 (2)	4,971 (2)	387
1963	870	254	1,210 (7)	3,222 (1)	4,432 (4)	302
1964	942	284	1,347 (7)	3,527 (2)	4,874 (4)	310
1965	905	227	1,178 (7)	2,813 (2)	3,991 (5)	298
1966	926	246	1,515 (5)	2,897 (4)	4,412 (7)	335
1967	828	207	2,122 (1)	1,381 (9)	3,503 (8)	258
1968	905	240	1,804 (4)	2,548 (4)	4,352 (5)	303
1969	965	256	1,706 (5)	2,825 (2)	4,531 (4)	278
1970	922	232	1,556 (19)	2,506 (7)	4,062 (10)	217
1971	815	201	1,106 (26)	2,409 (6)	3,515 (22)	251
1972	817	183	1,518 (23)	1,673 (23)	3,191 (26)	164
1973	840	193	1,388 (26)	1,919 (16)	3,307 (24)	199
1974	817	200	1,361 (26)	1,977 (20)	3,338 (24)	236
1975	900	234	2,068 (12)	1,869 (23)	3,937 (19)	293
1976	878	199	1,498 (27)	2,072 (15)	3,570 (24)	222
1977	879	228	1,989 (14)	1,875 (17)	3,864 (18)	299
1978	993	276	2,476 (6)	2,338 (18)	4,814 (16)	283
1979	1,034	268	2,571 (4)	2,256 (25)	4,827 (22)	362
1980	1,063	329	2,635 (2)	3,007 (17)	5,642 (4)	295
1981	947	241	1,734 (23)	2,777 (23)	4,511 (27)	281
1982	551	138	799 (26)	1,574 (19)	2,373 (28)	136
1983	1,033	295	1,998 (18)	2,902 (23)	4,900 (24)	288
1984	969	284	1,656 (23)	3,228 (17)	4,884 (23)	240
1985	998	270	1,570 (25)	3,082 (19)	4,652 (24)	284
1986	1,089	299	1,700 (19)	3,449 (13)	5,149 (16)	274
1987	998	294	1,923 (14)	3,300 (7)	5,223 (8)	345
1988	1,010	308	2,249 (4t)	2,956 (22)	5,205 (14)	424
1989	1,028	327	1,928 (12)	3,499 (10)	5,427 (9)	365
1990	1,006	376	1,417 (24)	4,805 (1)	6,222 (1)	405
1991	1,022	353	1,366 (23)	4,621 (1)	5,987 (2)	386
1992	958	339	1,626 (18)	4,029 (1)	5,655 (3)	352
1993	1,066	330	1,792 (12)	3,866 (3)	5,658 (3)	368
1994	1,036	278	1,682 (12)	2,799 (25)	4,481 (26)	226
1995	1,046	295	1,664 (18)	3,241 (19)	4,905 (23)	348
1996	972	287	1,950 (6)	3,098 (21)	5,048 (18)	345
1997	993	288	2,414 (3)	2,505 (29)	4,919 (18)	333
1998	1,016	308	1,970 (9)	3,291 (15)	5,261 (9)	330
1999	1,011	294	1,811 (13)	3,479 (13t)	5,290 (13)	392
2000	1,036	299	2,084 (7)	3,266 (16)	5,350 (14)	346
2001	1,026	288	1,794 (12)	3,558 (8t)	5,352 (8)	336
2002	1,032	312	1,952 (11)	3,320 (20)	5,272 (17)	367
2003	1,013	310	1,623 (26)	3,878 (5)	5,501 (8)	435
2004	1,053	308	1,871 (14)	3,616 (10)	5,487 (11)	344
2005	1,022	279	1,525 (23)	3,597 (9)	5,122 (17)	299
2006	945	261	2,214 (5)	2,596 (30)	4,810 (27)	324
2007	1,037	306	2,109 (5)	2,878 (27)	4,987 (21)	301
2008	973	268	2,199 (7)	2,819 (27)	5,018 (21)	375
2009	990	288	2,592 (2)	3,031 (23)	5,623 (12)	354
2010	907	252	1,727 (17)	3,107 (25)	4,834 (27)	356
2011	984	281	1,438 (31)	3,923 (12)	5,361 (17)	325
2012	957	260	1,687 (21)	3,323 (22)	5,010 (26)	330
2013	1,032	311	1,894 (14)	3,496 (21)	5,390 (22)	362
2014	919	258	1,447 (26)	3,412 (22)	4,859 (29)	254
2015	976	298	1,485 (25)	3,503 (25t)	4,988 (30)	299
2016	1,008	322	2,187 (3)	3,541 (25)	5,728 (11)	381
2017	974	290	1,833 (15)	3,191 (23)	5,024 (23)	334
2018	938	289	2,023 (7)	2,975 (29)	4,998 (25)	310
2019	949	317	2,223 (3)	3,582 (21)	5,805 (12)	402

## ALL-TIME DEFENSIVE YARDS AND RANKINGS

Year	Total Plays	First Downs	Rush Yards (Rank)	Net Pass Yards (Rank)	Total Yards (Rank)	Total Points
1960	995	282	1,027 (2)	3,874 (8)	4,901 (6)	285
1961	899	235	1,634 (6)	2,391 (2)	4,025 (2)	242
1962	880	217	1,569 (3)	2,561 (2)	4,130 (2)	270
1963	873	256	1,710 (7)	2,606 (3)	4,316 (6)	372
1964	896	267	1,961 (7)	3,280 (6)	5,241 (8)	355
1965	946	271	2,683 (8)	2,470 (2)	5,153 (8)	429
1966	881	244	1,833 (7)	3,162 (8)	4,995 (9)	396
1967	910	233	1,637 (7)	2,418 (3)	4,055 (4)	199
1968	854	198	1,704 (4)	1,671 (1)	3,375 (1)	248
1969	833	183	1,556 (5)	2,217 (2)	3,773 (2)	279
1970	840	227	1,793 (17)	2,605 (24)	4,398 (25)	352
1971	880	237	1,723 (11)	2,072 (10)	3,795 (9)	330
1972	894	263	2,591 (25)	2,143 (11)	4,734 (23)	380
1973	929	274	2,410 (23)	2,237 (20)	4,647 (24)	447
1974	919	268	2,050 (19)	2,375 (20)	4,425 (22)	282
1975	952	264	1,680 (3)	2,457 (17)	4,137 (11)	226
1976	935	226	2,072 (16)	1,915 (8)	3,987 (10)	273
1977	933	247	1,815 (10)	2,142 (20)	3,957 (14)	230
1978	1,021	292	2,072 (9)	2,842 (24)	4,914 (17t)	298
1979	1,038	304	2,225 (17)	2,765 (14)	4,990 (13)	331
1980	932	259	1,811 (8)	2,801 (4)	4,612 (5)	251
1981	1,084	325	2,411 (24)	3,315 (17)	5,726 (24)	355
1982	613	187	1,225 (23)	2,213 (25)	3,438 (28)	245
1983	1,031	332	2,787 (28)	2,845 (4)	5,632 (22)	460
1984	1,075	345	2,789 (28)	3,179 (11)	5,968 (27)	437
1985	1,091	356	2,814 (28)	3,341 (18)	6,155 (27)	412
1986	1,054	285	2,035 (20)	2,999 (8)	5,034 (13)	329
1987	976	287	1,848 (17)	3,145 (17)	4,993 (17)	349
1988	985	304	1,592 (4)	3,266 (13)	4,858 (8)	365
1989	940	314	1,669 (9)	3,542 (17)	5,211 (13)	412
1990	890	279	1,575 (8)	3,060 (14)	4,635 (11)	307
1991	984	280	1,540 (6)	3,208 (14)	4,748 (9)	251
1992	907	254	1,634 (9)	2,577 (3)	4,211 (3)	258
1993	1,003	289	1,273 (1)	3,601 (23)	4,874 (14)	238
1994	971	275	2,120 (28)	2,795 (2)	4,915 (9)	352
1995	983	267	1,526 (8)	3,125 (3)	4,651 (5)	324
1996	956	271	1,385 (2)	3,225 (13)	4,610 (6)	319
1997	992	292	1,573 (4)	3,658 (27)	5,231 (22)	310
1998	955	279	1,610 (9t)	3,511 (20)	5,121 (16)	320
1999	994	300	1,550 (10)	3,695 (25)	5,245 (17)	324
2000	908	215	1,390 (3)	2,423 (1)	3,813 (1)	191
2001	996	300	1,431 (5)	4,084 (31)	5,515 (25)	388
2002	974	297	1,424 (2)	3,540 (25)	4,964 (10)	324
2003	926	275	1,295 (1)	3,606 (30)	4,901 (12)	324
2004	977	318	1,917 (18)	3,807 (26)	5,724 (27)	439
2005	960	294	1,894 (22)	3,216 (17)	5,110 (19)	421
2006	1,062	329	2,313 (30)	3,602 (27)	5,915 (32)	400
2007	978	268	1,478 (5)	3,187 (10)	4,665 (5)	297
2008	1,022	276	1,502 (6)	3,196 (9)	4,698 (7)	234
2009	1,038	323	1,711 (10t)	4,139 (31)	5,850 (28)	402
2010	1,139	356	1,851 (20)	4,032 (29)	5,883 (26)	339
2011	1,080	324	2,053 (24)	3,629 (14)	5,682 (T-18)	317
2012	1,086	358	2,035 (24)	3,964 (26)	5,999 (27)	471
2013	1,027	329	1,795 (20)	3,612 (11)	5,407 (14)	381
2014	1,099	357	2,195 (31)	3,773 (15)	5,968 (27)	438
2015	1,003	317	1,797 (18)	3,678 (7)	5,475 (12)	423
2016	1,031	324	1,413 (2)	4,307 (30)	5,720 (20)	378
2017	1,046	323	1,420 (4)	3,828 (25)	5,248 (13)	356
2018	1,001	298	1,863 (18)	3,471 (6)	5,334 (8)	303
2019	1,056	335	1,672 (12)	4,080 (24)	5,752 (21)	331

## 2019 ATTENDANCE

### 2019 PRESEASON

#### Home

New England Patriots	63,362
Pittsburgh Steelers	62,184
<b>Preseason Home Total:</b>	<b>125,546</b>

#### Away

@ Philadelphia Eagles	65,696
@ Chicago Bears	60,783
<b>Preseason Away Total:</b>	<b>126,479</b>

### 2019 REGULAR SEASON

#### Home

Indianapolis Colts	62,849
Buffalo Bills	66,910
Los Angeles Chargers	62,431
Tampa Bay Buccaneers	62,073
Kansas City Chiefs	68,864
Jacksonville Jaguars	60,926
Houston Texans	65,265
New Orleans Saints	66,756
<b>Regular Season Home Total:</b>	<b>516,074</b>
<b>Regular Season Home Average:</b>	<b>64,509</b>

#### Away

@ Cleveland Browns	67,431
@ Jacksonville Jaguars	58,613
@ Atlanta Falcons	72,108
@ Denver Broncos	75,815
@ Carolina Panthers	72,540
@ Indianapolis Colts	60,361
@ Oakland Raiders	52,760
@ Houston Texans	71,794
<b>Regular Season Away Total:</b>	<b>531,422</b>
<b>Regular Season Away Average:</b>	<b>66,428</b>

### 2019 POSTSEASON

#### Away (All Games)

@ New England Patriots	65,878
@ Baltimore Ravens	71,254
@ Kansas City Chiefs	73,656
<b>Postseason Away Total:</b>	<b>210,788</b>
<b>Postseason Away Average:</b>	<b>70,263</b>

**Total Attendance** (23 games) – 1,510,309 . . . . . Average – 65,666  
**Regular Season Total** (16 games) – 1,047,496 . . . . . Average – 65,469  
**Nissan Stadium Game Totals** (10 games) – 641,620 . Average – 64,162



### ATTENDANCE RECORDS

#### Total Combined Regular Season

1,115,265 (2010 – 16 games)
1,098,921 (2007 – 16 games)
1,097,073 (2006 – 16 games)
1,097,039 (2000 – 16 games)
1,096,866 (2014 – 16 games)
1,092,094 (2018 – 16 games)
1,089,472 (2001 – 16 games)
1,088,061 (2008 – 16 games)
1,087,279 (2003 – 16 games)
1,086,095 (2009 – 16 games)
1,077,697 (2011 – 16 games)
1,070,701 (2012 – 16 games)
1,059,178 (2005 – 16 games)
1,057,807 (2013 – 16 games)
1,051,730 (2004 – 16 games)
1,050,989 (2002 – 16 games)
1,047,496 (2019 – 16 games)
1,045,359 (2015 – 16 games)

#### Total Home Regular Season

553,192 (2005 – 8 games)
553,144 (2006–2014, 8 games per season)
551,210 (2004 – 8 games)
550,472 (2003 – 8 games)
550,437 (2002 – 8 games)
550,393 (2001 – 8 games)
547,524 (2000 – 8 games)
528,890 (1999 – 8 games)
525,214 (2017 – 8 games)
517,273 (2016 – 8 games)
516,161 (2018 – 8 games)
516,074 (2019 – 8 games)

#### Regular Season Home Game

69,363 (vs. New England, 2018)
69,149 – eight games in 2005

#### Away Game

90,616 (at Dallas, 2010)
90,466 (at Dallas, 2018)
88,550 (at Washington, 2006)

#### Postseason Game

80,023 (at Buffalo, 1989)
---------------------------

#### Largest Nissan Stadium Attendance

69,363 (vs. New England, 2018)
--------------------------------

#### Largest Vanderbilt Stadium Attendance

41,121 (vs. Minnesota, 1998)
------------------------------

#### Largest Liberty Bowl Att. (Memphis)

50,677 (vs. Pittsburgh, 1997)
-------------------------------

#### Largest Astrodome Att. (Houston)

64,934 (vs. Pittsburgh, 1992)
64,184 (vs. Kansas City, 1994)**

#### Largest Rice Stadium Att. (Houston)

52,580 (vs. N.Y. Jets, 1965)
36,375 (vs. Oakland, 1967)

#### Largest Jeppesen Stadium Att. (Houston)

37,981 (vs. Dallas Texans, 1962)***
37,854 (vs. San Diego, 1961)

\*AFC Wild Card Game

\*\*AFC Divisional Playoff

\*\*\*AFL Championship Game

## ALL-TIME REGULAR SEASON ATTENDANCE TOTALS

YEARLY TOTALS				HOME TOTALS				AWAY TOTALS			
Year	Attendance	Games	Average	Year	Attendance	Games	Average	Year	Attendance	Games	Average
1960	272,940	14	19,496	1960	140,136	7	20,019	1960	132,804	7	18,972
1961	316,379	14	22,599	1961	195,024	7	27,861	1961	121,355	7	17,336
1962	295,108	14	21,079	1962	200,285	7	28,612	1962	94,823	7	13,546
1963	337,235	14	24,088	1963	163,372	7	23,339	1963	173,863	7	24,838
1964	327,284	14	23,377	1964	141,777	7	20,254	1964	185,507	7	26,501
1965	450,249	14	32,161	1965	240,857	7	34,408	1965	209,392	7	29,913
1966	411,555	14	29,397	1966	177,896	7	25,414	1966	233,659	7	33,380
1967	447,385	14	31,956	1967	185,129	7	26,447	1967	262,256	7	37,465
1968	569,255	14	40,661	1968	283,383	7	40,483	1968	285,872	7	40,839
1969	599,862	14	42,847	1969	309,420	7	44,203	1969	290,442	7	41,492
1970	659,432	14	47,102	1970	294,425	7	42,061	1970	365,007	7	52,144
1971	658,611	14	47,044	1971	289,954	7	41,422	1971	368,657	7	52,665
1972	684,790	14	48,914	1972	285,851	7	40,836	1972	398,939	7	56,991
1973	593,244	14	42,375	1973	219,386	7	31,341	1973	373,858	7	53,408
1974	614,609	14	43,901	1974	237,403	7	33,915	1974	377,206	7	53,887
1975	718,775	14	51,341	1975	336,458	7	48,065	1975	382,317	7	54,617
1976	713,217	14	50,944	1976	331,895	7	47,414	1976	381,322	7	54,475
1977	721,334	14	51,524	1977	345,820	7	49,403	1977	375,514	7	53,645
1978	872,727	16	54,545	1978	411,652	8	51,457	1978	461,075	8	57,634
1979	855,514	16	53,470	1979	396,580	8	49,573	1979	458,934	8	57,367
1980	898,625	16	56,164	1980	398,699	8	49,837	1980	499,926	8	62,491
1981	845,112	16	52,280	1981	355,259	8	44,407	1981	489,853	8	61,232
1982	402,513	9	44,724	1982	200,340	5	40,068	1982	202,173	4	50,543
1983	707,215	16	44,201	1983	321,440	8	40,180	1983	385,775	8	48,222
1984	707,644	16	44,228	1984	323,533	8	40,442	1984	384,111	8	48,014
1985	734,041	16	45,878	1985	329,445	8	41,181	1985	404,596	8	50,575
1986	693,294	16	43,331	1986	303,786	8	37,973	1986	389,508	8	48,689
1987	685,703	15	45,714	1987	259,875	7	37,125	1987	425,828	8	53,229
1988	845,396	16	52,838	1988	365,981	8	45,748	1988	479,415	8	59,927
1989	889,424	16	55,589	1989	451,027	8	56,378	1989	438,397	8	54,800
1990	917,819	16	57,364	1990	449,275	8	56,159	1990	468,544	8	58,568
1991	921,346	16	57,584	1991	482,726	8	60,341	1991	438,620	8	54,828
1992	965,366	16	60,335	1992	479,428	8	59,928	1992	485,938	8	60,743
1993	944,071	16	59,004	1993	452,522	8	56,565	1993	491,549	8	61,444
1994	822,738	16	51,421	1994	353,514	8	44,189	1994	469,224	8	58,653
1995	764,253	16	47,766	1995	288,860	8	36,108	1995	475,393	8	59,424
1996	604,633	16	37,790	1996	254,600	8	31,825	1996	350,033	8	43,754
1997	683,765	16	42,735	1997	224,757	8	28,095	1997	459,008	8	57,376
1998	791,806	16	49,487	1998	299,555	8	37,444	1998	492,251	8	61,531
1999	1,017,727	16	63,608	1999	528,890	8	66,111	1999	488,837	8	61,105
2000	1,097,039	16	68,565	2000	547,524	8	68,441	2000	549,515	8	68,689
2001	1,089,472	16	68,092	2001	550,393	8	68,799	2001	539,079	8	67,385
2002	1,050,989	16	65,687	2002	550,437	8	68,805	2002	500,552	8	62,569
2003	1,087,279	16	67,955	2003	550,472	8	68,809	2003	536,807	8	67,101
2004	1,051,730	16	65,733	2004	551,210	8	68,901	2004	500,520	8	62,565
2005	1,059,178	16	66,199	2005	553,192	8	69,149	2005	505,986	8	63,248
2006	1,097,073	16	68,567	2006	553,144	8	69,143	2006	543,929	8	67,991
2007	1,098,921	16	68,683	2007	553,144	8	69,143	2007	545,777	8	68,222
2008	1,088,061	16	68,004	2008	553,144	8	69,143	2008	534,917	8	66,865
2009	1,086,095	16	67,881	2009	553,144	8	69,143	2009	532,951	8	66,619
2010	1,115,265	16	69,704	2010	553,144	8	69,143	2010	562,121	8	70,265
2011	1,077,697	16	67,356	2011	553,144	8	69,143	2011	524,553	8	65,569
2012	1,070,701	16	66,919	2012	553,144	8	69,143	2012	517,557	8	64,695
2013	1,057,807	16	66,113	2013	553,144	8	69,143	2013	504,663	8	63,083
2014	1,096,866	16	68,554	2014	553,144	8	69,143	2014	543,722	8	67,965
2015	1,045,359	16	65,335	2015	498,435	8	62,304	2015	546,924	8	68,366
2016	1,016,507	16	63,532	2016	517,273	8	63,532	2016	499,234	8	62,404
2017	1,040,119	16	65,007	2017	525,214	8	65,652	2017	514,905	8	64,363
2018	1,092,094	16	68,256	2018	516,161	8	64,520	2018	575,933	8	71,992
2019	1,047,496	16	65,469	2019	516,074	8	64,509	2019	531,422	8	66,428
<b>Totals</b>	<b>48,527,744</b>	<b>916</b>	<b>52,978</b>	<b>Totals</b>	<b>23,264,896</b>	<b>458</b>	<b>50,797</b>	<b>Totals</b>	<b>25,262,848</b>	<b>458</b>	<b>55,159</b>



TENNESSEE  
**TITANS**

**PLAYOFF HISTORY  
AND RECORDS**

## FRANCHISE PLAYOFF GAME HISTORY

SEASON/DATE	DAY	ROUND	OPPONENT	SITE	RESULT	SCORE	
						TITANS	OPP.
<b>1960 (10-4 regular season, 6-1 home, 4-3 road, First Place AFL East, Head Coach -- Lou Rymkus)</b>							
01/01/61	Sunday	AFL Championship	LA CHARGERS	Houston (Jeppesen Stadium)	W	24	16
<b>1961 (10-3-1 regular season, 6-1 home, 4-2-1 road, First Place AFL East, Head Coaches -- 5 games Lou Rymkus, 9 games Wally Lemm)</b>							
12/24/61	Sunday	AFL Championship	at San Diego	San Diego (Balboa Stadium)	W	10	3
<b>1962 (11-3 regular season, 6-1 home, 4-2 road, First Place AFL East, Head Coach -- Frank "Pop" Ivy)</b>							
12/23/62	Sunday	AFL Championship	DALLAS TEXANS	Houston (Jeppesen Stadium)	L (2 OT)	17	20
<b>1967 (9-4-1 regular season, 5-2 home, 4-2-1 road, First Place AFL East, Head Coach -- Wally Lemm)</b>							
12/31/67	Sunday	AFL Championship	at Oakland	Oakland (Alameda County Coliseum)	L	7	40
<b>1969 (6-6-2 regular season, 4-2-1 home, 2-4-1 road, Second Place AFL East, Head Coach -- Wally Lemm)</b>							
12/21/69	Sunday	AFL Divisional	at Oakland	Oakland (Alameda County Coliseum)	L	7	56
<b>1978 (10-6 regular season, 5-3 home, 5-3 road, Second Place AFC Central, Head Coach -- O.A. "Bum" Phillips)</b>							
12/24/78	Sunday	Wild Card	at Miami	Miami (Orange Bowl)	W	17	9
12/31/78	Sunday	Divisional	at New England	New England (Schaefer Stadium)	W	31	14
01/07/79	Sunday	Conference	at Pittsburgh	Pittsburgh (Three Rivers Stadium)	L	5	34
<b>1979 (11-5 regular season, 6-2 home, 5-3 road, Second Place AFC Central, Head Coach -- O.A. "Bum" Phillips)</b>							
12/23/79	Sunday	Wild Card	DENVER	Houston (Astrodome)	W	13	7
12/29/79	Saturday	Divisional	at San Diego	San Diego (San Diego Stadium)	W	17	14
01/06/80	Sunday	Conference	at Pittsburgh	Pittsburgh (Three Rivers Stadium)	L	13	27
<b>1980 (11-5 regular season, 6-2 home, 5-3 road, Tied First Place AFC Central, Head Coach -- O.A. "Bum" Phillips)</b>							
12/28/80	Sunday	Wild Card	at Oakland	Oakland (Alameda County Coliseum)	L	7	27
<b>1987 (9-6 regular season, 5-2 home, 4-4 road, Second Place AFC Central, Head Coach -- Jerry Glanville)</b>							
01/03/88	Sunday	Wild Card	SEATTLE	Houston (Astrodome)	W (OT)	23	20
01/10/88	Sunday	Divisional	at Denver	Denver (Mile High Stadium)	L	10	34
<b>1988 (10-6 regular season, 7-1 home, 3-5 road, Tied Second Place AFC Central, Head Coach -- Jerry Glanville)</b>							
12/24/88	Saturday	Wild Card	at Cleveland	Cleveland (Cleveland Stadium)	W	24	23
01/01/89	Sunday	Divisional	at Buffalo	Buffalo (Rich Stadium)	L	10	17
<b>1989 (9-7 regular season, 6-2 home, 3-5 road, Tied Second Place AFC Central, Head Coach -- Jerry Glanville)</b>							
12/31/89	Sunday	Wild Card	PITTSBURGH	Houston (Astrodome)	L (OT)	23	26
<b>1990 (9-7 regular season, 6-2 home, 3-5 road, Tied First Place AFC Central, Head Coach -- Jack Pardee)</b>							
01/06/91	Sunday	Wild Card	at Cincinnati	Cincinnati (Riverfront Stadium)	L	14	41
<b>1991 (11-5 regular season, 7-1 home, 4-4 road, First Place AFC Central, Head Coach -- Jack Pardee)</b>							
12/29/91	Sunday	Wild Card	NY JETS	Houston (Astrodome)	W	17	10
01/04/92	Saturday	Divisional	at Denver	Denver (Mile High Stadium)	L	24	26
<b>1992 (10-6 regular season, 5-3 home, 5-3 road, Second Place AFC Central, Head Coach -- Jack Pardee)</b>							
01/03/93	Sunday	Wild Card	at Buffalo	Buffalo (Rich Stadium)	L (OT)	38	41
<b>1993 (12-4 regular season, 7-1 home, 5-3 road, First Place AFC Central, Head Coach -- Jack Pardee)</b>							
01/16/94	Sunday	Divisional	KANSAS CITY	Houston (Astrodome)	L	20	28
<b>1999 (13-3 regular season, 8-0 home, 5-3 road, Second Place AFC Central, Head Coach -- Jeff Fisher)</b>							
01/08/00	Saturday	Wild Card	BUFFALO	Tennessee (LP Field)	W	22	16
01/16/00	Sunday	Divisional	at Indianapolis	Indianapolis (RCA Dome)	W	19	16
01/23/00	Sunday	Conference	at Jacksonville	Jacksonville (Alltel Stadium)	W	33	14
01/30/00	Sunday	Super Bowl XXXIV	ST. LOUIS	Atlanta (Georgia Dome)	L	16	23
<b>2000 (13-3 regular season, 7-1 home, 6-2 road, First Place AFC Central, Head Coach -- Jeff Fisher)</b>							
01/07/01	Sunday	Divisional	BALTIMORE	Tennessee (LP Field)	L	10	24
<b>2002 (11-5 regular season, 6-2 home, 5-3 road, First Place AFC South, Head Coach -- Jeff Fisher)</b>							
01/11/03	Saturday	Divisional	PITTSBURGH	Tennessee (LP Field)	W (OT)	34	31
01/19/03	Sunday	Conference	at Oakland	Oakland (Network Associates Coliseum)	L	24	41
<b>2003 (12-4 regular season, 7-1 home, 5-3 road, Second Place AFC South, Head Coach -- Jeff Fisher)</b>							
01/03/04	Saturday	Wild Card	at Baltimore	Baltimore (M&T Bank Stadium)	W	20	17
01/10/04	Saturday	Divisional	at New England	New England (Gillette Stadium)	L	14	17
<b>2007 (10-6 regular season, 5-3 home, 5-3 road, Third Place AFC South, Head Coach -- Jeff Fisher)</b>							
01/06/08	Sunday	Wild Card	at San Diego	San Diego (Qualcomm Stadium)	L	6	17
<b>2008 (13-3 regular season, 7-1 home, 6-2 road, First Place AFC South, Head Coach -- Jeff Fisher)</b>							
01/10/09	Saturday	Divisional	BALTIMORE	Tennessee (LP Field)	L	10	13
<b>2017 (9-7 regular season, 6-2 home, 3-5 road, Second Place AFC South, Head Coach -- Mike Mularkey)</b>							
01/06/18	Saturday	Wild Card	at Kansas City	Kansas City (Arrowhead Stadium)	W	22	21
01/13/18	Saturday	Divisional	at New England	New England (Gillette Stadium)	L	14	35
<b>2019 (9-7 regular season, 4-4 home, 5-3 road, Second Place AFC South, Head Coach -- Mike Vrabel)</b>							
01/04/20	Saturday	Wild Card	at New England	New England (Gillette Stadium)	W	20	13
01/11/20	Saturday	Divisional	at Baltimore	Baltimore (M&T Bank Stadium)	W	28	12
01/19/20	Sunday	Conference	at Kansas City	Kansas City (Arrowhead Stadium)	L	24	35

**All-Time Playoff Record:** 17-21 (6-5 home, 11-15 road, 0-1 neutral site)

## ALL-TIME PLAYOFF LEADERS

### CAREER RUSHING YARDS

Player	Games	Att	Yds	Avg	TD
1. Eddie George	9	206	776	3.8	5
2. Derrick Henry	5	118	630	5.3	3
3. Earl Campbell	6	135	420	3.1	4
4. Steve McNair	9	54	349	6.5	6
5. Lorenzo White	7	76	264	3.5	1
6. Allen Pinkett	6	47	219	4.7	1
7. Tim Wilson	7	54	174	3.2	0
8. Alonzo Highsmith	5	26	149	5.7	0
9. Mike Rozier	4	48	147	3.1	2
10. Billy Cannon	3	44	135	3.1	0
Rob Carpenter	4	39	135	3.5	0

### CAREER RECEPTIONS

Player	Games	No	Yds	Avg	TD
1. Ernest Givins	10	60	774	12.9	8
2. Haywood Jeffires	8	41	513	12.5	3
3. Drew Hill	8	38	513	13.5	1
4. Frank Wycheck	9	37	313	8.5	1
5. Curtis Duncan	9	34	274	8.1	2
6. Derrick Mason	9	29	312	10.8	1
7. Tim Wilson	7	24	202	8.4	1
8. Eddie George	9	23	149	6.5	0
9. Mike Barber	7	16	329	20.6	2
10. Rob Carpenter	4	15	98	6.5	0
Corey Davis	5	15	166	11.1	3

### CAREER PASSING YARDS

Player	Games	Att	Cmp	Pct	Yds	TD	Int	Rate
1. Warren Moon	9	351	230	65.5	2578	15	12	87.3
2. Steve McNair	9	282	166	58.9	1591	6	9	68.4
3. Dan Pastorini	5	116	71	61.2	954	4	8	70.1
4. George Blanda	3	117	57	48.7	722	5	10	47.0
5. Marcus Mariota	5	69	42	60.9	463	4	1	94.1
6. Ryan Tannehill	3	60	36	60.0	369	5	1	98.5
7. Pete Beathard	2	81	33	40.7	351	2	4	41.7
8. Kerry Collins	1	42	26	61.9	281	0	1	71.6
9. Ken Stabler	1	26	15	57.7	243	0	2	57.1
10. Cody Carlson	2	33	16	48.5	165	2	1	70.9
11. Vince Young	1	29	16	55.2	138	0	1	53.5
12. Gifford Nielsen	4	24	13	54.2	129	1	2	48.8

### CAREER SCORING

Player	Games	TD	PAT	FG	Total
1. Al Del Greco	9	0	21	14	63
2. Ernest Givins	10	8	0	0	48
3. Steve McNair	9	6	0	0	36
Tony Zendejas	5	0	9	9	36
5. Toni Fritsch	7	0	11	8	35
6. Eddie George	5	5	0	0	30
7. Earl Campbell	4	4	0	0	24
8. Haywood Jeffires	8	3	0	0	18
Corey Davis	5	3	0	0	18
Derrick Henry	5	3	0	0	18
10. George Blanda	3	0	6	3	15
Joe Nedney	2	0	6	3	15

### CAREER FIELD GOALS

Player	Games	Made	Att	Pct	Lg
1. Al Del Greco	9	14	22	63.6	53
2. Tony Zendejas	5	9	14	64.3	49
3. Toni Fritsch	7	8	10	80.0	35
4. Rob Bironas	2	3	5	60.0	44
George Blanda	3	3	6	50.0	46
Joe Nedney	2	3	4	75.0	42
7. Gary Anderson	2	2	3	66.7	46

### CAREER PUNTING AVERAGE

Player	Games	Punt	Yds	Avg	TB	In20	Lg
1. Brett Kern	5	25	1176	47.0	4	10	63
2. Greg Montgomery	8	27	1149	42.6	3	4	59
3. Ode Burrell	1	11	455	41.4	-	-	57
4. Craig Hentrich	11	51	2090	41.0	4	17	66
5. Cliff Parsley	7	40	1607	40.2	-	-	56
6. Jeff Gossett	2	6	239	39.8	0	1	57
7. Jim Norton	4	18	707	39.3	-	-	53
8. Charlie Milstead	1	5	170	34.0	-	-	43

### CAREER KICKOFF RETURN YARDS

Player	Games	No	Yds	Avg	TD
1. Derrick Mason	9	17	492	28.9	1
2. Bobby Jancik	2	9	239	26.6	0
3. Allen Pinkett	8	13	221	17.0	0
4. John Simon	2	9	201	22.3	0
5. Justin McCareins	4	8	148	18.5	0
6. Adoree' Jackson	5	6	126	21.0	0
7. Johnnie Dirden	2	5	109	21.8	0
8. Lorenzo White	7	7	108	15.4	0
9. Robert Woods	3	5	104	20.8	0
10. Ode Burrell	2	4	89	22.3	0
11. Zeke Moore	1	3	87	29.0	0

### CAREER INTERCEPTIONS

Player	Games	No	Yds	Avg	TD
1. Vernon Perry	4	6	75	12.5	1
2. Gregg Bingham	5	3	38	12.7	0
Bubba McDowell	6	3	90	30.0	1
Mike Reinfeldt	5	3	35	11.7	0
5. Richard Johnson	4	2	25	12.5	0
Samari Rolle	9	2	17	8.5	0
Greg Stemrick	5	2	0	0.0	0
8. (23 players tied with one interception including Kevin Byard, Kenny Vaccaro)					

### CAREER SACKS (SINCE 1970)

Player	No
1. Elvin Bethea	5.0
Andy Dorris	5.0
3. Jason Fisk	3.5
4. William Fuller	3.0
Jevon Kearse	3.0

### CAREER TACKLES (SINCE 1974)

Player	No
1. Al Smith	55
2. Keith Bulluck	48
3. Gregg Bingham	45
4. John Grimsley	41

## INDIVIDUAL PLAYOFF RECORDS: SERVICE

### Most Games, Head Coach

11	Jeff Fisher, 1999-08
7	O.A. "Bum" Phillips, 1978-80
5	Jerry Glanville, 1987-89
5	Jack Pardee, 1990-93

### Most Games Won, Head Coach

5	Jeff Fisher, 1999-08
4	O.A. "Bum" Phillips, 1978-80
2	Jerry Glanville, 1987-89
2	Mike Vrabel, 2019

### Most Games Lost, Head Coach

6	Jeff Fisher, 1999-08
4	Jack Pardee, 1990-93
3	Jerry Glanville, 1987-89
3	O.A. "Bum" Phillips, 1978-80

## INDIVIDUAL PLAYOFF RECORDS: SCORING

### POINTS

#### Most Points, Career

63	Al Del Greco, (21 PAT, 14 FG)
48	Ernest Givins, (8 TD)
36	Steve McNair, (6 TD)
35	Toni Fritsch, (11 PAT, 8 FG)
33	Tony Zendejas, (9 PAT, 8 FG)

#### Most Points, Game

13	Al Del Greco, @ Indianapolis, 1/16/00
12	Mike Barber, @ New England, 12/31/78
12	Allen Pinkett, @ Cleveland, 12/24/88
12	Ernest Givins, vs. Pittsburgh, 12/31/89
12	Ernest Givins, @ Cincinnati, 1/6/91
12	Ernest Givins, vs. NY Jets, 12/29/91
12	Haywood Jeffires, @ Buffalo, 1/3/93
12	Steve McNair, @ Jacksonville, 1/23/00
12	Steve McNair, @ Oakland, 1/19/03
12	Corey Davis, @ New England, 1/13/18

#### Most Points, Opponent, Game

18	Andre Reed, @ Buffalo, 1/3/93
16	George Blanda, @ Oakland, 12/31/67
14	Gary Anderson, vs. Pittsburgh, 12/31/89
12	James White, @ New England, 1/13/18
12	Tyreek Hill, @ Kansas City, 1/19/20

### TOTAL TOUCHDOWNS

#### Most Touchdowns, Career

8	Ernest Givins, (8 receiving)
6	Steve McNair, (6 rushing)
5	Eddie George, (5 rushing)
4	Earl Campbell, (4 rushing)
3	Haywood Jeffires, (3 receiving)
3	Corey Davis, (3 receiving)
3	Derrick Henry, (3 rushing)

#### Most Touchdowns, Game

2	Mike Barber, @ New England, 12/31/78
2	Allen Pinkett, @ Cleveland, 12/24/88
2	Ernest Givins, vs. Pittsburgh, 12/31/89
2	Ernest Givins, @ Cincinnati, 1/6/91
2	Ernest Givins, vs. NY Jets, 12/29/93
2	Haywood Jeffires, @ Buffalo, 1/3/93

2	Steve McNair, @ Jacksonville, 1/23/00
2	Eddie George, vs. St. Louis, 1/30/00
2	Steve McNair, @ Oakland, 1/19/03
2	Corey Davis, @ New England, 1/13/18

#### Most Touchdowns, Opponent, Game

3	Andre Reed, @ Buffalo, 1/3/91
---	-------------------------------

#### Most Consecutive Games Scoring Touchdown

3	Ernest Givins, 1989-91
3	Eddie George, 1999-02
2	6 times, last by Steve McNair, 2002

### POINTS AFTER TOUCHDOWN

#### Most Attempts, Career

21	Al Del Greco, 1991-93, 99-00
11	Toni Fritsch, 1979-80
9	Tony Zendejas, 1987-89
9	Greg Joseph, 2019

#### Most Attempts, Game

5	Al Del Greco, @ Buffalo, 1/3/93
4	Toni Fritsch, @ New England, 12/31/78
4	Al Del Greco, @ Jacksonville, 1/23/00
4	Joe Nedney, vs. Pittsburgh, 1/11/03
4	Greg Joseph, @ Baltimore 1/11/20

#### Most Made, Career

21	Al Del Greco, 1991-93, 99-00
11	Toni Fritsch, 1978-80
9	Tony Zendejas, 1987-89
9	Greg Joseph, 2019

#### Most Made, Game

5	Al Del Greco, @ Buffalo, 1/3/93
4	Al Del Greco, @ Indianapolis, 1/16/00
4	Toni Fritsch, @ New England, 12/31/78
4	Al Del Greco, @ Jacksonville, 1/23/00
4	Joe Nedney, vs. Pittsburgh, 1/11/03
4	Greg Joseph, @ Baltimore 1/11/20

#### Most Made, Opponent, Game

8	George Blanda, @ Oakland, 12/21/69
5	Jim Breech, @ Cincinnati, 1/6/91
5	Steve Christie, @ Buffalo, 1/3/93
5	Sebastian Janikowski, @ Oakland, 1/19/03

5	Harrison Butker, @ Kansas City, 1/19/20
---	---

#### Most Made, No Misses, Career

21	Al Del Greco, 1991-93, 99-00
11	Toni Fritsch, 1978-80
9	Tony Zendejas, 1987-89
9	Greg Joseph, 2019

### FIELD GOALS

#### Most Attempted, Career

22	Al Del Greco, 1991-93, 99-00
14	Tony Zendejas, 1987-89
9	Toni Fritsch, 1978-80

#### Most Attempted, Game

5	Tony Zendejas, vs. Seattle, 1/3/89
4	Al Del Greco, @ Indianapolis, 1/16/00
4	Al Del Greco, vs. Baltimore, 1/7/01
4	Tony Zendejas, vs. Pittsburgh, 12/31/88
4	Jeff Reed, vs. Pittsburgh, 1/11/03

#### Most Attempted, Opponent, Game

4	Jeff Wilkins, vs. St. Louis, 1/30/00
4	Roy Gerela, @ Pittsburgh, 1/7/79
4	Gary Anderson, vs. Pittsburgh, 12/31/89

#### Most Made, Career

14	Al Del Greco, 1991-93, 99-00
9	Tony Zendejas, 1987-89
7	Toni Fritsch, 1978-80

#### Most Made, Game

4	Al Del Greco, @ Indianapolis, 1/16/00
3	Al Del Greco, vs. Buffalo, 1/8/00
3	Tony Zendejas, vs. Seattle, 1/3/88
3	Tony Zendejas, vs. Pittsburgh, 12/31/89

#### Most Made, Opponent, Game

4	Roy Gerela, @ Pittsburgh, 1/7/79
3	Mike Vanderjagt, @ Indianapolis, 1/16/00
3	Jeff Wilkins, vs. St. Louis, 1/30/00
3	Ben Agajanian, vs. LA Chargers, 1/1/61
3	Matt Bahr, @ Cleveland, 12/24/88
3	Jeff Reed, vs. Pittsburgh, 1/11/03

#### Most Consecutive Games Made

9	Al Del Greco, 1991-93, 99-00
6	Toni Fritsch, 1978-80
5	Tony Zendejas, 1987-89



**Longest Field Goal**

53	Al Del Greco, vs. NY Jets, 12/29/91
49	Al Del Greco, @ Indianapolis, 1/16/00
49	Tony Zendejas, vs. Seattle, 1/3/88
49	Tony Zendejas, @ Cleveland, 12/24/88
49	Al Del Greco, vs. Kansas City, 1/16/94

49	Ryan Succop, @ Kansas City, 1/6/18
----	------------------------------------

**Highest Field Goal Percentage (5 attempts)**

77.8	Toni Fritsch, 6 games (7-9)
64.3	Tony Zendejas, 5 games (9-14)
63.6	Al Del Greco, 9 games (14-22)

**SAFETIES****Most, Career**

1	Jevon Kearse, 1999
1	Ted Washington, 1979

**Most, Game**

1	Jevon Kearse, vs. Buffalo, 1/8/00
1	Ted Washington, @ Pittsburgh, 1/7/79

**INDIVIDUAL PLAYOFF RECORDS: RUSHING****RUSHING ATTEMPTS****Most Attempts, Career**

206	Eddie George, 9 games
135	Earl Campbell, 8 games
118	Derrick Henry, 5 games
76	Lorenzo White, 7 games
54	Steve McNair, 9 games

**Most Attempts, Game**

34	Derrick Henry, @ New England, 1/4/20
30	Derrick Henry, @ Baltimore, 1/11/20
29	Eddie George, vs. Buffalo, 1/8/00
28	Eddie George, vs. St. Louis, 1/30/00
27	Earl Campbell, @ New England, 12/31/78
27	Earl Campbell, @ Oakland, 12/23/80
27	Eddie George, vs. Baltimore, 1/7/01
25	Eddie George, @ Baltimore, 1/3/04
23	Derrick Henry, @ Kansas City, 1/6/18

**RUSHING YARDS****Most Yards Gained, Career**

776	Eddie George, 9 games
630	Derrick Henry, 5 games
420	Earl Campbell, 8 games
349	Steve McNair, 9 games
264	Lorenzo White, 7 games
219	Allen Pinkett, 6 games

**PASSER RATING****Passer Rating, Career (min. 100 attempts)**

87.3	Warren Moon, 9 games
72.3	Dan Pastorini, 5 games
68.4	Steve McNair, 9 games

**PASS ATTEMPTS****Most Passes Attempted, Career**

351	Warren Moon, 9 games
282	Steve McNair, 9 games
117	George Blanda, 3 games
116	Dan Pastorini, 5 games

**Most Passes Attempted, Game**

50	Warren Moon, @ Buffalo, 1/3/93
48	Warren Moon, vs. Pittsburgh, 12/31/89

**Most Yards Gained, Game**

195	Derrick Henry, @ Baltimore, 1/11/20
182	Derrick Henry, @ New England, 1/4/20
162	Eddie George, @ Indianapolis, 1/16/00
156	Derrick Henry, @ Kansas City, 1/6/18
118	Earl Campbell, @ New England, 12/31/78
106	Eddie George, vs. Buffalo, 1/8/00

**Longest Run From Scrimmage**

68t	Eddie George, @ Indianapolis, 1/16/00
66	Derrick Henry, @ Baltimore, 1/11/20
51	Steve McNair, @ Jacksonville, 1/23/00
35	Earl Campbell, @ New England, 12/31/78
35	Derrick Henry, @ Kansas City, 1/6/18

**Highest Average Gain, Career (40 carries)**

6.46	Steve McNair, 9 games (54-349)
5.34	Derrick Henry, 5 games (118-630)
4.66	Allen Pinkett, 6 games (47-219)
3.77	Eddie George, 9 games (206-776)
3.47	Lorenzo White, 5 games (76-264)
3.11	Earl Campbell, 8 games (135-420)

**Highest Average Gain, Game (10 carries)**

6.78	Derrick Henry vs. Kansas City, 1/6/18 (23-156)
------	--

6.55	Chris Johnson, vs. Baltimore, 1/10/09 (11-72)
6.50	Derrick Henry, @ Baltimore, 1/11/20 (30-195)
6.23	Eddie George, @ Indianapolis, 1/16/00 (26-162)
5.35	Derrick Henry, @ New England, 1/4/20 (34-182)
4.37	Earl Campbell, @ New England, 12/31/78 (27-118)

**RUSHING TOUCHDOWNS****Most Touchdowns, Career**

6	Steve McNair, 9 games
5	Eddie George, 9 games
4	Earl Campbell, 8 games
3	Derrick Henry, 5 games
2	Mike Rozier, 4 games

**Most Touchdowns, Game**

2	Eddie George, vs. St. Louis, 1/30/00
2	Steve McNair, @ Jacksonville, 1/23/00
2	Steve McNair, @ Oakland, 1/19/03
1	21 times, last by Derrick Henry @ Kansas City, 1/19/20

**Most Consecutive Games Rushing for TD's**

3	Eddie George, 1999-02
2	Chris Brown, 2004
2	Steve McNair, 2002
2	Earl Campbell, 1978

**INDIVIDUAL PLAYOFF RECORDS: PASSING**

46	George Blanda, vs. Dallas Texans, 12/23/62
46	Pete Beathard, @ Oakland, 12/21/69
46	Steve McNair, vs. Baltimore, 1/7/01

**PASS COMPLETIONS****Most Completions, Career**

230	Warren Moon, 9 games
166	Steve McNair, 9 games
71	Dan Pastorini, 5 games
57	George Blanda, 3 games

**Most Completions, Game**

36	Warren Moon, @ Buffalo, 1/3/93
32	Warren Moon, vs. Kansas City, 1/16/94
29	Warren Moon, vs. Pittsburgh, 12/31/89

**COMPLETION PERCENTAGE****Highest Completion Percentage, Career (100 att)**

65.5	Warren Moon, 9 games
61.2	Dan Pastorini, 5 games
58.9	Steve McNair, 9 games

**Highest Completion Percentage, Game (10 att)**

80.0	Dan Pastorini, @ New England, 12/31/78 (12-15)
75.0	Warren Moon, @ Denver, 1/4/92 (27-36)
74.4	Warren Moon, vs. Kansas City, 1/16/94 (32-43)

## PASSING YARDS

### Most Yards Gained, Career

2,578	Warren Moon, 9 games
1,591	Steve McNair, 9 games
954	Dan Pastorini, 5 games
722	George Blanda, 3 games

### Most Yards Gained, Game

371	Warren Moon, @ Buffalo, 1/3/93
338	Steve McNair, vs. Pittsburgh, 1/11/03
325	Warren Moon, @ Denver, 1/4/92
315	Warren Moon, vs. Pittsburgh, 12/31/89

### Most Games, 300 or More Yards Passing, Career

4	Warren Moon, 9 games
---	----------------------

### Most Consec. Games, 300 or More Yards Passing

3	Warren Moon, 1991-93
---	----------------------

### Longest Pass Completion

88t	George Blanda (to Billy Cannon), vs. LA Chargers, 1/1/61
71t	Dan Pastorini (to Ken Burrough), @ N.E., 12/31/78
55	Dan Pastorini (to Mike Barber), @ Miami, 12/24/78
49t	Steve McNair (to Justin McCareins), @ Balt., 1/3/04

### Highest Average Gain, Career (100 attempts)

8.22	Dan Pastorini, 5 games (116-954)
7.31	Warren Moon, 9 games (351-2578)
6.17	George Blanda, 3 games (117-722)

### Highest Average Gain, Game (20 attempts)

10.55	Dan Pastorini, @ New England, 12/31/78
9.03	Warren Moon, @ Denver, 1/4/92
8.53	Warren Moon, vs. Seattle, 1/3/88

## TOUCHDOWN PASSES

### Most Touchdown Passes, Career

15	Warren Moon, 9 games
6	Steve McNair, 9 games
5	George Blanda, 3 games
5	<b>Ryan Tannehill</b> , 3 games
4	Dan Pastorini, 5 games
4	Marcus Mariota, 5 games

### Most Touchdown Passes, Game

4	Warren Moon, @ Buffalo, 1/3/93
3	George Blanda, vs. LA Chargers, 1/1/61
3	Dan Pastorini, @ New England, 12/31/78
3	Warren Moon, @ Denver, 1/4/92

### Most Consecutive Games Touchdown Pass

4	Steve McNair, 2002-03
4	Warren Moon, 1991-93
3	George Blanda, 1960-62
3	Warren Moon, 1987-88

3	Ryan Tannehill, 2019
---	----------------------

## PASSES HAD INTERCEPTED

### Lowest Percentage, Passes Had Intercepted, Career (100 attempts)

3.19	Steve McNair, 9 games (282-9)
3.42	Warren Moon, 9 games (351-12)
6.90	Dan Pastorini, 5 games (116-8)
8.54	George Blanda, 3 games (117-10)

### Most Attempts Without Interception, Game

48	Warren Moon, vs. Pittsburgh, 12/31/89
37	Marcus Mariota, @ New England, 1/13/18
36	Steve McNair, vs. St. Louis, 1/30/99
36	Steve McNair, @ Oakland, 1/19/03
31	<b>Ryan Tannehill</b> , @ Kansas City, 1/19/20
29	Dan Pastorini, @ Miami, 12/24/78

### Most Passes Had Intercepted, Career

12	Warren Moon, 9 games
10	George Blanda, 8 games
9	Steve McNair, 9 games
8	Dan Pastorini, 5 games

### Most Passes Had Intercepted, Game

5	George Blanda, @ San Diego, 12/25/61
5	George Blanda, vs. Dallas Texans, 12/23/62
5	Dan Pastorini, @ Pittsburgh, 1/7/79

## INDIVIDUAL PLAYOFF RECORDS: RECEIVING

### RECEPTIONS

#### Most Receptions, Career

60	Ernest Givins, 1987-93
41	Haywood Jeffires, 1988-93
38	Drew Hill, 1987-91
29	Derrick Mason, 1997-03

#### Most Receptions, Game

11	Ernest Givins, vs. Pittsburgh, 12/31/89
10	Frank Wycheck, vs. Pittsburgh, 1/11/03
10	Justin Gage, vs. Baltimore, 1/10/09
9	Drew Hill, vs. NY Jets, 12/29/91
9	Ernest Givins, @ Buffalo, 1/3/93
9	Haywood Jeffires, vs. Kansas City, 1/16/94

#### Most Consecutive Games, Pass Receptions

8	Haywood Jeffires, 1988-93
7	Frank Wycheck, 1999-2002
6	Ernest Givins, 1989-93
6	Derrick Mason, 1999-2003

### YARDS GAINED

#### Most Yards Gained, Career

774	Ernest Givins, 8 games
513	Drew Hill, 7 games
513	Haywood Jeffires, 7 games
312	Derrick Mason, 9 games

#### Most Yards Gained, Game

136	Ernest Givins, vs. Pittsburgh, 12/31/89
-----	---

135	Justin Gage, vs. Baltimore, 1/10/09
128	Billy Cannon, vs. L.A., 1/1/61
123	Frank Wycheck, vs. Pittsburgh, 1/11/03
117	Ernest Givins, @ Buffalo, 1/3/93

#### Most Games, 100 or More Receiving Yards, Career

3	Ernest Givins
1	Ken Burrough
1	Mike Barber
1	Frank Wycheck

#### Most Consecutive Games, 100 or More Receiving Yards

2	Ernest Givins
---	---------------

#### Longest Reception

88t	Billy Cannon, vs. LA Chargers, 1/1/61
71t	Ken Burrough, @ Miami, 12/24/78
55	Mike Barber, @ New England, 12/31/78
49t	Justin McCareins, @ Baltimore, 1/3/04

### AVERAGE GAIN

#### Highest Average Gain, Career (14 receptions)

22.1	Mike Barber, (14-309)
13.5	Drew Hill, (38-513)
12.9	Ernest Givins, (60-774)

#### Highest Average Gain, Game (5 receptions)

18.6	Drew Hill, @ Denver, 1/10/88 (5-93)
------	-------------------------------------

18.5	Ernest Givins, @ Denver, 1/4/92 (6-111)
17.2	Ken Burrough, @ Miami, 12/24/78 (6-103)
14.2	Eric Decker, @ New England, 1/13/18 (6-85)

## TOUCHDOWNS

#### Most Touchdowns, Career

8	Ernest Givins, 8 games
3	Haywood Jeffires, 7 games
3	<b>Corey Davis</b> , 5 games
2	Billy Cannon, 2 games
2	Mike Barber, 2 games
2	Curtis Duncan, 5 games
2	<b>Anthony Firkser</b> , 3 games

#### Most Touchdowns, Game

2	6 times, last by <b>Corey Davis</b> @ New England, 1/13/18
---	--

#### Most Consecutive Games with Touchdown Reception

3	Ernest Givins, 1989-91
2	Billy Cannon, 1960-61
2	Curtis Duncan, 1991-92
2	Haywood Jeffires, 1991-92

## INDIVIDUAL PLAYOFF RECORDS: INTERCEPTIONS

### INTERCEPTIONS

#### Most Interceptions, Career

5	Vernon Perry, 4 games
4	Mike Reinfeldt, 7 games
3	Bubba McDowell, 6 games
2	Samari Rolle, 9 games

#### Most Interceptions, Game

4*	Vernon Perry, @ San Diego, 12/29/79
2	Mike Reinfeldt, @ New England, 12/31/78
2	Bubba McDowell, vs. NY Jets, 12/29/91

### INT. RETURN YARDS

#### Most Yards Gained, Career

90	Bubba McDowell, 6 games
75	Vernon Perry, 4 games
35	Mike Reinfeldt, 7 games

#### Most Yards Gained, Game

75t	Vernon Perry, @ Pittsburgh, 1/6/80
58t	Bubba McDowell, @ Buffalo, 1/3/93
32	Bubba McDowell, vs. NY Jets, 12/29/92

#### Longest Return

75t	Vernon Perry, @ Pittsburgh, 1/6/80
58t	Bubba McDowell, @ Buffalo, 1/3/93
31	Bubba McDowell, vs. NY Jets, 12/29/92
31	<b>Kevin Byard</b> , @ Baltimore, 1/11/20

### INTERCEPTIONS FOR TDs

#### Most Touchdowns, Career

1	Vernon Perry, 1980
1	Bubba McDowell, 1993
1	Logan Ryan, 2017-19

#### Most Touchdowns, Game

1	Vernon Perry, @ Pittsburgh, 1/6/80
1	Bubba McDowell, @ Buffalo, 1/3/93
1	Logan Ryan, @ New England, 1/4/20

\* NFL Record

## INDIVIDUAL PLAYOFF RECORDS: PUNTING

### PUNTS

#### Most Punts, Career

51	Craig Hentrich, 11 games
31	Cliff Parsley, 7 games
27	Greg Montgomery, 8 games

#### Most Punts, Game

11	Jim Norton, @ Oakland, 12/31/67
11	Ode Burrell, @ Oakland, 12/21/69
7	Craig Hentrich, vs. Buffalo, 1/8/00
7	<b>Brett Kern</b> , @ New England, 1/13/18
6	Cliff Parsley, @ New England, 12/31/78
6	Cliff Parsley, @ San Diego, 12/29/79
6	Greg Montgomery, @ Cincinnati, 1/6/91
6	Craig Hentrich, @ Baltimore, 1/3/04
6	<b>Brett Kern</b> , @ New England, 1/4/20
6	<b>Brett Kern</b> , @ Baltimore, 1/11/20

### PUNTING YARDS

#### Longest Punt

66	Craig Hentrich, vs. Baltimore, 1/10/09
63	Craig Hentrich, @ Baltimore, 1/3/04
62	<b>Brett Kern</b> , @ New England, 1/13/18
59	Greg Montgomery, vs. Kansas City, 1/6/94
58	<b>Brett Kern</b> , @ New England, 1/4/20
57	Ode Burrell, @ Oakland, 12/21/69
57	Craig Hentrich, @ Indianapolis, 1/16/00
57	<b>Brett Kern</b> @ Kansas City, 1/6/18

#### Highest Average Yardage, Career (10 punts)

47.0	<b>Brett Kern</b> (25-1176)
42.6	Greg Montgomery (27-1149)
42.3	Ode Burrell (11-465)

#### Highest Average Yardage, Game (5 punts)

52.5	<b>Brett Kern</b> , @ Baltimore, 1/11/20 (6-315)
52.0	Craig Hentrich, @ Indianapolis, 1/16/00, (5-260)
48.6	Greg Montgomery, vs. Kansas City, 1/16/94 (5-243)
45.8	<b>Brett Kern</b> , @ New England, 1/4/20 (6-275)
45.1	<b>Brett Kern</b> , @ New England, 1/13/18 (7-316)
44.7	Craig Hentrich, @ Baltimore, 1/3/04 (6-268)
44.6	Greg Montgomery, @ Buffalo, 1/1/89 (5-223)

## INDIVIDUAL PLAYOFF RECORDS: PUNT RETURNS

### PUNT RETURNS

#### Most Punt Returns, Career

21	Derrick Mason, 9 games
9	Richard Ellender, 3 games
5	Kenny Johnson, 2 games
5	Robert Woods, 2 games

#### Most Punt Returns, Game

6	Derrick Mason, @ Baltimore, 1/3/04
5	Derrick Mason, vs. Buffalo, 1/8/00
5	Richard Ellender, @ Denver, 12/23/79
4	Kenny Johnson, vs. Seattle, 1/3/88

### PUNT RETURN YARDS

#### Most Yards Gained, Career

173	Derrick Mason, 9 games
75	Richard Ellender, 3 games
27	Kenny Johnson, 2 games
27	Bobby Gordon, 1 game

#### Most Yards Gained, Game

70	Derrick Mason, @ Baltimore, 1/3/04
49	Derrick Mason, @ Indianapolis, 1/16/00
42	Richard Ellender, @ Denver, 12/23/79
27	Bobby Gordon, vs. LA Chargers, 1/1/61
27	Kenny Johnson, vs. Seattle, 1/3/88

#### Longest Return

27	Bobby Gordon, vs. LA Chargers, 1/1/61
25	Richard Ellender, @ San Diego, 12/29/79
19	Derrick Mason, @ Indianapolis, 1/16/00
19	Gerald McNeil, @ Cincinnati, 1/6/91

#### Highest Average Gain, Career (5 returns)

8.3	Richard Ellender (9-75)
8.2	Derrick Mason (21-173)
5.4	Kenny Johnson (5-27)

#### Highest Average Gain, Game (3 returns)

16.3	Derrick Mason, @ Indianapolis, 1/16/00 (3-49)
11.7	Derrick Mason, @ Baltimore, 1/3/04 (6-70)
8.5	Richard Ellender, @ Denver, 12/23/79 (5-42)
6.8	Kenny Johnson, vs. Seattle, 1/3/88 (4-27)

## INDIVIDUAL PLAYOFF RECORDS: KICKOFF RETURNS

### KICKOFF RETURNS

#### Most Kickoff Returns, Career

17	Derrick Mason, 7 games
13	Allen Pinkett, 8 games
9	Bobby Jancik, 3 games
9	John Simon, 2 games
8	Justin McCareins, 4 games
7	Lorenzo White, 6 games

#### Most Kickoff Returns, Game

5	Derrick Mason, vs. St. Louis, 1/30/00
5	Bobby Jancik, vs. Dallas Texans, 12/23/62
5	John Simon, @ Oakland, 1/19/03
4	<b>Adoree' Jackson</b> , @ New England, 1/13/18

### KICKOFF RETURN YARDS

#### Most Yards Gained, Career

492	Derrick Mason, 7 games
239	Bobby Jancik, 2 games
221	Allen Pinkett, 6 games

#### Most Yards Gained, Game

174	Derrick Mason, @ Jacksonville, 1/23/00
122	Derrick Mason, vs. St. Louis, 1/30/00
115	John Simon, @ Oakland, 1/19/03
100	Bobby Jancik, @ Oakland, 12/31/67
83	<b>Adoree' Jackson</b> , @ New England, 1/13/18

#### Longest Return

80t	Derrick Mason, @ Jacksonville, 1/23/00
-----	--

48	Bobby Jancik, vs. Dallas Texans, 12/23/62
47	Derrick Mason, @ Indianapolis, 1/16/00

#### Highest Average Gain, Career (5 returns)

28.9	Derrick Mason, 7 games
26.6	Bobby Jancik, 2 games
22.3	John Simon, 2 games
21.0	<b>Adoree' Jackson</b> , 4 games
20.8	Robert Woods, 3 games

#### Highest Average Gain, Game (3 returns)

43.5	Derrick Mason, @ Jacksonville, 1/23/00 (4-174)
31.3	Derrick Mason, vs. Buffalo, 1/8/2000 (3-94)
29.0	Zeke Moore @ Oakland 12/31/67 (3-87)

## TEAM PLAYOFF RECORDS: SCORING

### TEAM POINTS

#### Most Points in a Game

38	@ Buffalo, 1/3/93 (Buffalo 41, Oilers 38)
34	vs. Pittsburgh, 1/11/03 (Titans 34, Steelers 31, OT)
33	@ Jacksonville, 1/23/00 (Titans 33, Jac 14)
31	@ New England, 12/31/78 (Oilers 31, New England 14)

#### Most Points in a Game, Opponent

56	@ Oakland, 12/21/69 (Oakland 56, Oilers 7)
41	@ Buffalo, 1/3/93 (Buffalo 41, Oilers 38 OT)
41	@ Cincinnati, 1/6/91 (Cincinnati 41, Oilers 14)
41	@ Oakland, 1/19/03 (Raiders 41, Titans 24)

#### Fewest Points in a Game

5	@ Pittsburgh, 1/7/79 (Pittsburgh 34, Oilers 5)
6	@ San Diego, 1/6/08 (SD 17, Titans 6)
7	3 times, last @ Oakland, 12/28/80 (Oakland 27, Oilers 7)

#### Fewest Points in a Game, Opponent

3	@ San Diego, 12/24/61 (Oilers 10, San Diego 3)
7	vs. Denver, 12/23/79 (Oilers 13, Denver 7)
9	@ Miami, 12/24/78 (Oilers 17, Miami 9)

#### Most Decisive Win

19	@ Jacksonville, 1/23/00 (Titans 33, Jacksonville 14)
17	@ New England, 12/31/78 (Oilers 31, N.E. 14)
16	@ Baltimore, 1/11/20 (Titans 28, Baltimore 12)
8	@ Miami, 12/24/78 (Oilers 17, Miami 9)
8	vs. LA Chargers, 1/1/61 (Oilers 24, LA Chargers 16)

#### Most Decisive Loss

49	@ Oakland, 12/21/69 (Oakland 56, Oilers 7)
33	@ Oakland, 12/31/67 (Oakland 40, Oilers 7)
29	@ Pittsburgh, 1/7/79 (Pittsburgh 34, Oilers 5)
21	@ New England, 1/13/18 (Patriots 35, Titans 14)

#### Most Points in a Game, Both Teams

79	@ Buffalo, 1/3/93 (Buffalo 41, Oilers 38 OT)
65	@ Oakland, 1/19/03 (Raiders 41, Titans 24)
65	vs. Pittsburgh, 1/11/03 (Titans 34, Steelers 31)
63	@ Oakland, 12/21/69 (Oakland 56, Oilers 7)
55	@ Cincinnati, 1/6/91 (Cincinnati 41, Oilers 14)
49	@ New England, 1/13/18 (Patriots 35, Titans 14)

#### Most Points, Each Half

1st	28, @ Buffalo, 1/3/93
2nd	23, @ Jacksonville, 1/23/00

#### Most Points, Each Half, Opponent

1st	35, @ Oakland, 12/21/69
-----	-------------------------

2nd	35, @ Buffalo, 1/3/93
-----	-----------------------

#### Most Points, Each Quarter

1st	14, @ Denver, 1/4/92, vs. Pittsburgh, 1/11/03
2nd	21, @ Buffalo, 1/3/93
	21, @ New England, 12/31/78
3rd	16, @ Jacksonville, 1/23/00
4th	14, vs Pittsburgh, 12/31/89
OT	3, vs. Pittsburgh, 1/11/03

#### Most Points, Each Quarter, Opponent

1st	28 @ Oakland, 12/21/69
2nd	21, @ New England, 1/13/18
3rd	28, @ Buffalo, 1/3/93
4th	21, vs Kansas City, 1/16/94

## TEAM TOUCHDOWNS

#### Most Touchdowns in a Game

5	@ Buffalo, 1/3/93
---	-------------------

#### Most Touchdowns in a Game, Opponent

8	@ Oakland, 12/21/69
---	---------------------

#### Most Touchdowns in a Game, Both Teams

10	@ Buffalo, 1/3/93 (Buffalo 5, Oilers 5)
----	---

#### Fewest Touchdowns in a Game, Both Teams

1	@ San Diego, 12/21/61 (Oilers 1, San Diego 0)
---	---

## TEAM PLAYOFF RECORDS: FIRST DOWNS

### Most First Downs in a Game

29	vs. Pittsburgh, 1/11/03
28	@ Oakland, 1/19/03
27	vs. St. Louis, 1/30/00
27	@ Buffalo, 1/3/93
27	vs. Seattle, 1/3/88

### Most First Downs in a Game, Opponent

31	@ New England, 1/13/18
29	@ Baltimore, 1/11/20
26	@ Denver, 1/4/92
25	@ San Diego, 12/29/79
25	@ Oakland, 1/19/03
24	@ Cincinnati, 1/6/91

### Most First Downs in a Game, Both Teams

53	@ Oakland, 1/19/03 (Titans 28, Raiders 25)
50	vs. St. Louis, 1/30/00 (Titans 27, St. Louis 23)
50	vs. Pittsburgh, 1/11/03 (Titans 29, Steelers 21)
49	@ Denver, 1/4/92 (Denver 26, Oilers 23)
46	@ Buffalo, 1/3/93 (Oilers 27, Buffalo 19)
46	@ New England, 1/13/18 (Patriots 35, Titans 14)

### Fewest First Downs in a Game

10	@ Pittsburgh, 1/7/79
11	@ Pittsburgh, 1/6/80
11	@ Oakland, 12/31/67

### Fewest First Downs in a Game, Opponent

6	vs. Baltimore, 1/7/01
9	vs. Baltimore, 1/10/09
11	vs. Seattle, 1/3/88
12	@ Oakland, 12/28/80

### Fewest First Downs in a Game, Both Teams

28	@ Oakland, 12/31/67 (Oakland 18, Oilers 10)
28	@ Baltimore, 1/3/04 (Titans 16, Ravens 12)
29	vs. Baltimore, 1/7/01 (Titans 23, Ravens 6)
29	vs. Buffalo, 1/8/00 (Titans 16, Bills 13)
30	vs. Baltimore, 1/10/09 (Titans 21, Ravens 9)

### Most First Downs in a Game, Rushing

13	@ New England, 1/4/20
12	vs. St. Louis, 1/30/00

### Most First Downs in a Game, Rushing, Opponent

15	@ Cincinnati, 1/6/91
----	----------------------

### Most First Downs in a Game, Rushing, Both Teams

19	@ Cincinnati, 1/6/91 (Cincinnati 15, Oilers 4)
19	@ New England, 1/4/20 (Tennessee 13, New England 6)
19	@ Baltimore, 1/11/20 (Tennessee 9, Baltimore 10)

### Fewest First Downs in a Game, Rushing

1	@ Oakland, 12/21/69
3	@ New England, 1/13/18

### Fewest First Downs in a Game, Rushing, Opponent

1	@ Baltimore, 1/3/04
1	vs. St. Louis, 1/30/00
1	vs. Seattle, 1/3/88

### Fewest First Downs in a Game, Rushing, Both Teams

6	@ Oakland, 12/21/69 (Oakland 5, Oilers 1)
---	---

### Most First Downs in a Game, Passing

18	@ Buffalo, 1/3/93
18	vs. Pittsburgh, 12/31/89
18	vs. Seattle, 1/3/88
18	vs. Pittsburgh, 1/11/03

### Most First Downs in a Game, Passing, Opponent

20	@ New England, 1/13/18
18	vs. St. Louis, 1/30/00
18	@ Baltimore, 1/11/20
17	@ San Diego, 12/29/79

### Most First Downs in a Game, Passing, Both Teams

31	vs. St. Louis, 1/30/00 (St. Louis 18, Titans 13)
31	@ Buffalo, 1/3/93 (Oilers 18, Buffalo 13)

31	@ New England, 1/13/18 (Patriots 20, Titans 11)
----	---

### Fewest First Downs in a Game, Passing

3	@ Pittsburgh, 1/7/79
---	----------------------

### Fewest First Downs in a Game, Passing, Opponent

4	vs. Baltimore, 1/7/01
5	vs. Dallas Texans, 12/23/62
5	vs. Baltimore, 1/10/09

### Fewest First Downs in a Game, Passing, Both Teams

11	vs. Buffalo, 1/8/00 (Buffalo 6, Titans 5)
11	@ Oakland, 12/31/67 (Oakland 6, Oilers 5)

### Most First Downs in a Game, Penalty

7	@ Oakland, 1/19/03
4	@ San Diego, 12/24/61

### Most First Downs in a Game, Penalty, Opponent

5	vs. Pittsburgh, 1/11/03
4	vs. St. Louis, 1/30/00
4	@ Cleveland, 12/24/88
4	vs. Dallas Texans, 12/23/62

### Most First Downs in a Game, Penalty, Both Teams

10	@ Oakland, 1/19/03 (Titans 7, Raiders 3)
6	vs. St. Louis, 1/30/00 (St. Louis 4, Titans 2)
6	vs. Pittsburgh, 1/11/03 (Steelers 5, Titans 1)
5	@ Buffalo, 1/1/89 (Buffalo 3, Oilers 2)
5	@ San Diego, 12/23/61 (Oilers 4, San Diego 1)

### Fewest First Downs in a Game, Penalty, Both Teams

0	vs. Seattle, 1/3/88
0	@ Baltimore, 1/3/04

## TEAM PLAYOFF RECORDS: NET YARDS GAINED RUSHING AND PASSING

### Most Yards Gained in a Game

437	vs. Seattle, 1/3/88
430	vs. Pittsburgh, 1/11/03
429	@ Buffalo, 1/3/93
422	@ Denver, 1/4/92

### Most Yards Gained in a Game, Opponent

530	@ Baltimore, 1/11/20
438	@ New England, 1/13/18
436	vs. St. Louis, 1/30/00
418	@ Denver, 1/4/92
412	@ Oakland, 12/21/69

### Most Yards Gained in a Game, Both Teams

840	@ Denver, 1/4/92
830	@ Baltimore, 1/11/20
803	vs. St. Louis, 1/30/00

795	@ Buffalo, 1/3/93
-----	-------------------

### Fewest Yards Gained in a Game

142	@ Pittsburgh, 1/7/79
146	@ Oakland, 12/31/67
197	@ Oakland, 12/21/69

### Fewest Yards Gained in a Game, Opponent

134	vs. Baltimore, 1/7/01
209	@ Miami, 12/24/78
211	vs. Baltimore, 1/10/09
216	vs. Denver, 12/23/79

### Fewest Yards Gained in a Game, Both Teams

413	vs. Buffalo, 1/8/00
451	vs. Baltimore, 1/7/01
498	vs. Denver, 12/23/79

510	@ Oakland, 12/31/67
-----	---------------------

## TEAM PLAYOFF RECORDS: RUSHING

### TEAM RUSHING ATTEMPTS

#### Most Rushing Attempts in a Game

54	@ New England, 12/31/78
50	vs. Seattle, 1/3/88
45	@ Miami, 12/24/78

#### Most Rushing Attempts in a Game, Opponent

54	vs. Dallas Texans, 12/23/62
48	@ Oakland, 12/31/67
47	@ Pittsburgh, 1/7/79

#### Fewest Rushing Attempts in a Game

13	@ Cincinnati, 1/6/91
16	@ New England, 1/13/18
19	@ Denver, 1/4/92
19	@ Oakland, 12/21/69

#### Fewest Rushing Attempts in a Game, Opponent

11	vs. Seattle, 1/3/88
13	vs. St. Louis, 1/30/00
16	@ Baltimore, 1/3/04
16	@ Kansas City, 1/6/18
17	@ Oakland, 1/19/03
19	@ San Diego, 12/29/79
19	@ San Diego, 12/24/61

### TEAM RUSHING YARDS

#### Most Yards Gained in a Game Rushing

217	@ Baltimore, 1/11/20
202	@ Kansas City, 1/6/18
201	@ New England, 1/4/20

### TEAM PASSING ATTEMPTS

#### Most Passes Attempted in a Game

50	@ Buffalo, 1/3/93
47	vs. Baltimore, 1/7/01
46	@ Oakland, 12/21/69
46	vs. Dallas Texans, 12/23/62

#### Most Passes Attempted in a Game, Opponent

59	@ Baltimore, 1/11/20
53	@ New England, 1/13/18
47	@ San Diego, 12/29/79
45	vs. St. Louis, 1/30/00
43	@ Indianapolis, 1/16/00

#### Most Passes Attempted in a Game, Both Teams

90	@ New England, 1/13/18 (Patriots 53, Titans 37)
87	vs. Pittsburgh, 1/11/03 (Titans 45, Steelers 42)
84	@ Buffalo, 1/3/93 (Oilers 50, Buffalo 34)
81	vs. St. Louis, 1/30/00 (St. Louis 45, Titans 36)
81	vs. Kansas City, 1/16/94 (Oilers 43, K.C. 38)
81	vs. Pittsburgh, 12/31/89 (Oilers 48, Pitt 33)

#### Fewest Passes Attempted in a Game

15	@ Baltimore, 1/11/20
----	----------------------

197	@ Indianapolis, 1/16/00
178	vs. Seattle, 1/3/88
177	@ Jacksonville, 1/23/00
165	@ Baltimore, 1/3/04

#### Most Yards Gained in a Game Rushing, Opponent

263	@ Oakland, 12/31/67
199	vs. Dallas Texans, 12/23/62
187	@ Cincinnati, 1/6/91

#### Most Yards Gained in a Game Rushing, Both Teams

402	@ Baltimore, 1/11/20 (Titans 217, Ravens 185)
321	@ Jacksonville, 1/23/00 (Titans 177, Jaguars 144)
301	@ Oakland, 12/31/67 (Oakland 263, Oilers 38)
299	@ New England, 1/4/20 (Tennessee 201, New England 98)
297	vs. Dallas Texans, 12/23/62 (Dallas 199, Oilers 98)

#### Fewest Yards Gained in a Game Rushing

24	@ Pittsburgh, 1/6/80
28	@ Oakland, 12/21/69
38	@ Oakland, 12/31/67
65	@ New England, 1/13/18

#### Fewest Yards Gained in a Game Rushing, Opponent

29	vs. St. Louis, 1/30/00
29	vs. Seattle, 1/3/88
49	vs. Baltimore, 1/7/01

50	vs. Baltimore, 1/10/09
54	@ Baltimore, 1/3/04
61	@ Denver, 1/10/88
69	@ Kansas City, 1/6/18

#### Fewest Yards Gained in a Game Rushing, Both Teams

110	vs. Kansas City, 1/16/94 (K.C. 71, Oilers 39)
134	@ Denver, 1/10/88 (Oilers 73, Denver 61)
138	@ Oakland, 12/21/69 (Oakland 37, Oilers 19)

#### Highest Average Gain in a Game

6.5	@ Kansas City, 1/6/18
6.0	@ Indianapolis, 1/16/00
5.9	@ Baltimore, 1/11/20
5.2	@ Cincinnati, 1/6/91

#### Highest Average Gain in a Game, Opponent

6.4	@ Baltimore, 1/11/20
6.3	vs. Jacksonville, 1/23/00
5.9	vs. Pittsburgh, 12/31/89

#### Lowest Average Gain in a Game

1.1	@ Pittsburgh, 1/6/80
-----	----------------------

#### Lowest Average Gain in a Game, Opponent

1.7	vs. Baltimore, 1/10/09
2.1	vs. Baltimore, 1/7/01
2.1	@ Denver, 1/10/88
2.1	@ San Diego, 1/6/08

## TEAM PLAYOFF RECORDS: PASSING

15	@ New England, 12/31/78
16	@ New England, 1/4/20
19	@ San Diego, 12/29/79
22	vs. Denver, 12/23/79
23	@ Baltimore, 1/3/04

#### Fewest Passes Attempted in a Game, Opponent

14	vs. Dallas Texans, 12/23/62
17	vs. Baltimore, 1/7/01
19	@ Pittsburgh, 1/7/79
22	@ Oakland, 12/21/69
22	vs. Baltimore, 1/10/09

#### Fewest Passes Attempted in a Game, Both Teams

45	@ Pittsburgh, 1/7/79 (Oilers 26, Pittsburgh 19)
46	vs. Buffalo, 1/8/00 (Titans 24, Buffalo 22)
49	vs. Denver, 12/23/79 (Denver 27, Oilers 22)

### TEAM PASS COMPLETIONS

#### Most Passes Completed in a Game

36	@ Buffalo, 1/3/93
32	vs. Kansas City, 1/16/94
29	vs. Pittsburgh, 12/31/89

#### Most Passes Completed in a Game, Opponent

35	@ New England, 1/13/18
----	------------------------

31	@ Baltimore, 1/11/20
29	@ Oakland, 1/19/03
25	@ San Diego, 12/29/79
24	vs. St. Louis, 1/30/00
24	@ Kansas City, 1/6/18
22	vs. Kansas City, 1/16/94

#### Most Passes Completed in a Game, Both Teams

57	@ Buffalo, 1/3/93 (Oilers 36, Buffalo 21)
57	@ New England, 1/13/18 (Patriots 35, Mariota 22)
54	vs. Kansas City, 1/16/94 (Oilers 32, K.C. 22)
50	@ Oakland, 1/19/03 (Raiders 29, Titans 21)
49	vs. NY Jets, 12/29/91 (Oilers 28, NY Jets 21)

#### Fewest Passes Completed in a Game

7	@ Baltimore, 1/11/20
9	@ New England, 1/4/20
10	@ San Diego, 12/29/79
10	vs. Denver, 12/23/79
12	2 times, last @ Pittsburgh, 1/7/79

#### Fewest Passes Completed in a Game, Opponent

5	vs. Baltimore, 1/7/01
8	@ Oakland, 12/28/80
9	vs. Dallas Texans, 12/23/62
10	vs. Buffalo, 1/8/00
10	@ Oakland, 12/31/67

**Fewest Passes Completed in a Game, Both Teams**

23	vs. Buffalo, 1/8/00 (Titans 13, Buffalo 10)
23	@ Oakland, 12/28/80 (Oilers 15, Oakland 8)
23	@ Pittsburgh, 1/7/79 (Oilers 12, Pittsburgh 11)
24	vs. Denver, 12/23/79 (Denver 14, Oilers 10)

**Highest Completion Percentage in a Game (20 attempts)**

75.0 @ Denver, 1/4/92

**Highest Completion Percentage in a Game, Opponent (20 att.)**

72.7	@ Kansas City, 1/6/18
70.7	@ Oakland, 1/19/03
67.9	@ Cleveland, 12/24/88

**Lowest Completion Percentage in a Game (20 attempts)**

39.1 @ Oakland, 12/21/69

**Lowest Completion Percentage in a Game, Opponent (20 att.)**

34.5 @ Oakland, 12/28/80

**TEAM PASSING YARDS****Most Yards Gained in a Game, Passing**

347	@ Buffalo, 1/3/93
338	@ Pittsburgh, 1/11/03
325	vs. Denver, 1/4/92
315	vs. Pittsburgh, 12/31/89

**Most Yards Gained in a Game, Passing, Opponent**

407	vs. St. Louis, 1/30/00
349	@ San Diego, 12/29/79
345	@ Baltimore, 1/11/20
337	@ New England, 1/13/18

317 vs. Denver, 12/23/79

**Fewest Yards Gained in a Game, Passing**

55	vs. Buffalo, 1/8/00
70	@ Pittsburgh, 1/7/79
71	@ New England, 1/4/20
83	@ Baltimore, 1/11/20
108	@ Oakland, 12/31/67

**Fewest Yards Gained in a Game, Passing, Opponent**

38	vs. Dallas Texans, 12/23/62
96	vs. Buffalo, 1/8/00
101	@ Oakland, 12/31/67

**Fewest Yards Gained in a Game, Passing, Both Teams**

151	vs. Buffalo, 1/8/00 (Buffalo 96, Titans 55)
209	@ Oakland, 12/31/67 (Oilers 108, Oakland 101)
251	vs. Denver, 12/23/79 (Oilers 147, Denver 104)

**TEAM PLAYOFF RECORDS: SACKS****Most Sacks in a Game**

9	vs. Kansas City, 1/16/94
4	@ Kansas City, 1/6/18
4	@ Baltimore, 1/11/20

**Most Sacks in a Game, Opponent**

8	@ New England, 1/13/18
6	vs. Denver, 12/23/79
6	vs. Dallas Texans, 12/23/62
6	@ San Diego, 12/24/61

**Most Sacks in a Game, Both Teams**

11	vs. Kansas City, 1/16/94 (Oilers 9, Kansas City 2)
10	@ San Diego, 12/24/61 (Oilers 6, San Diego 4)
7	@ Pittsburgh, 1/7/79 (Oilers 5, Pittsburgh 2)
6	@ Kansas City, 1/6/18 (Titans 4, Chiefs 2)

**Fewest Sacks in a Game, Both Teams**

0 @ Denver, 1/4/92

**TEAM PLAYOFF RECORDS: PUNTING****PUNTS****Most Punts in a Game**

11	@ Oakland, 12/21/69
11	@ Oakland, 12/31/67
9	@ Oakland, 12/28/80

**Most Punts in a Game, Opponent**

9	@ Oakland, 12/28/80
8	vs. Baltimore, 1/10/09
8	@ Baltimore, 1/3/04
8	vs. Baltimore, 1/7/01
8	vs. Buffalo, 1/8/00
8	vs. Dallas Texans, 12/23/62
7	@ Indianapolis, 1/16/00
7	vs. Seattle, 1/3/88

**Most Punts in a Game, Both Teams**

18	@ Oakland, 12/28/80 (Oilers 9, Oakland 9)
16	@ Oakland, 12/21/69 (Oilers 11, Oakland 5)
15	vs. Buffalo, 1/8/00 (Buffalo 8, Titans 7)

15	@ Oakland, 12/31/67 (Oilers 11, Oakland 4)
14	@ Baltimore, 1/3/04 (Titans 6, Ravens 8)

45.2 vs. Denver, 12/23/79

**TEAM PUNTING AVERAGE****Highest Average Distance in a Game (minimum 4 Punts)**

53.3	vs. Baltimore, 1/10/09
52.5	@ Baltimore, 1/11/20
52.0	@ Indianapolis, 1/16/00
45.8	@ New England, 1/4/20
45.1	@ New England, 1/13/18
44.3	@ Baltimore, 1/3/04
44.0	@ Oakland, 12/28/80

**Highest Average Distance in a Game, Opponent (minimum 4 punts)**

50.0	@ Kansas City, 1/6/18
48.8	@ Baltimore, 1/3/04
48.6	@ Indianapolis, 1/16/00
46.0	@ New England, 1/4/20
45.3	@ Jacksonville, 1/23/00

## TEAM PLAYOFF RECORDS: INTERCEPTIONS

### Most Interceptions in a Game

- 6 @ San Diego, 12/24/61
- 5 @ Pittsburgh, 1/7/79
- 5 vs. Dallas Texans, 12/23/62

### Most Interceptions in a Game, Opponent

- 5 @ San Diego, 12/29/79
- 4 @ San Diego, 12/24/61
- 3 5 times, last @ Baltimore, 1/3/04

### Most Interceptions in a Game, Both Teams

- 10 @ San Diego, 12/24/61 (Oilers 6, San Diego 4)
- 7 @ Pittsburgh, 1/7/79 (Oilers 5, Pittsburgh 2)
- 6 2 times, last @ San Diego, 12/29/79 (San Diego 5, Oilers 1)
- 5 @ Baltimore, 1/3/04 (Titans 3, Ravens 2)

### Fewest Interceptions in a Game

- 0 Eleven times, last @ New England, 1/13/18

### Fewest Interceptions in a Game, Opponents

- 0 11 times, last @ Baltimore, 1/11/20

### Fewest Interceptions in a Game, Both Teams

- 0 Five times, last @ New England 1/13/18
- 1 7 times, last @ Kansas City, 1/6/18

## TEAM PLAYOFF RECORDS: FUMBLES

### TEAM FUMBLES

#### Most Fumbles in a Game

- 7 vs. Kansas City, 1/16/94
- 6 @ Pittsburgh, 1/7/79
- 5 Four times, last vs. Baltimore, 1/10/09

#### Most Fumbles in a Game, Opponent

- 6 @ Pittsburgh, 1/7/79
- 5 @ Jacksonville, 1/23/00
- 3 @ Denver, 1/4/92
- 3 @ Oakland, 12/21/69
- 3 @ Oakland, 1/19/03

#### Most Fumbles in a Game, Both Teams

- 12 @ Pittsburgh, 1/7/79 (Oilers 6, Pittsburgh 6)

- 10 @ Jacksonville, 1/23/00 (Titans 5, Jacksonville 5)
- 7 vs. Baltimore, 1/10/09 (Titans 5, Baltimore 2)
- 7 vs. Kansas City, 1/16/94 (Oilers 7, Kansas City 0)
- 7 vs. San Diego, 12/24/61 (Oilers 5, San Diego 2)

- 2 @ Miami, 12/24/78
- 2 vs. San Diego, 12/24/61

#### Most Fumbles Lost in a Game, Both Teams

- 7 @ Pittsburgh, 1/7/79 (Oilers 4, Pittsburgh 3)
- 7 @ Jacksonville, 1/23/00 (Jacksonville 4, Titans 3)
- 3 6 times, last @ Oakland, 1/19/03

### TEAM FUMBLES LOST

#### Most Fumbles Lost in a Game

- 4 @ Pittsburgh, 1/7/79
- 3 @ Jacksonville, 1/23/00
- 2 9 times, last vs. Baltimore, 1/10/09

#### Most Fumbles Lost in a Game, Opponent

- 4 @ Jacksonville, 1/23/00
- 3 @ Pittsburgh, 1/7/79

## TEAM PLAYOFF RECORDS: PENALTIES

### PENALTIES

#### Most Penalties in a Game

- 13 @ Denver, 1/4/92
- 12 vs. Baltimore, 1/10/09
- 11 @ Cleveland, 12/24/88
- 10 @ New England, 1/13/18

#### Most Penalties in a Game, Opponent

- 14 @ Oakland, 12/28/80
- 14 @ Oakland, 1/19/03
- 10 vs. Buffalo, 1/8/00
- 10 @ San Diego, 12/24/61

#### Most Penalties in a Game, Both Teams

- 22 @ Oakland, 12/28/80 (Oakland 14, Oilers 8)
- 21 @ Oakland, 1/19/03 (Oakland 14, Titans 7)
- 20 @ Cleveland, 12/24/88 (Oilers 11, Cleveland 9)
- 20 vs. Baltimore, 1/10/09 (Titans 12, Baltimore 8)

#### Fewest Penalties in a Game

- 2 vs. Buffalo, 1/8/00
- 2 @ Pittsburgh, 1/6/80
- 2 vs. Denver, 12/23/79
- 2 @ New England, 12/31/78

#### Fewest Penalties in a Game, Opponent

- 1 @ Miami, 12/24/78
- 2 @ New England, 1/10/04
- 3 @ New England, 1/4/20
- 3 vs. Seattle, 1/3/88
- 3 vs. LA Chargers, 1/1/61

#### Fewest Penalties in a Game, Both Teams

- 6 @ Miami, 12/24/78 (Oilers 5, Miami 1)
- 7 3 times, last vs. Seattle, 1/3/88 (Oilers 4, Seattle 3)

### YARDS PENALIZED

#### Most Yards Penalized in a Game

- 118 @ Cleveland, 12/24/88

- 92 vs. Pittsburgh, 1/11/03
- 89 vs. Baltimore, 1/10/09
- 85 @ Denver, 1/4/92

#### Most Yards Penalized in a Game, Opponent

- 127 @ Oakland, 1/19/03
- 106 @ San Diego, 12/24/61
- 100 @ Jacksonville, 1/23/00
- 92 @ New England, 12/24/78

#### Most Yards Penalized in a Game, Both Teams

- 193 @ Cleveland, 12/24/88 (Oilers 118, Cleveland 75)
- 187 @ Oakland, 1/19/03 (Raiders 127, Titans 60)
- 174 @ San Diego, 12/24/61 (San Diego 106, Oilers 68)
- 155 2 times, last @ Denver, 1/4/92 (Oilers 85, Den. 70)

#### Fewest Yards Penalized in a Game

- 10 @ Pittsburgh, 1/6/80
- 12 vs. Buffalo, 1/8/00
- 19 vs. Denver, 12/23/79



**Fewest Yards Penalized in a Game, Opponent**

5	@ Miami, 12/24/78
14	@ New England, 1/10/04
15	vs. LA Chargers, 1/1/61
20	vs. Seattle, 1/3/88

**Fewest Yards Penalized in a Game, Both Teams**

42	@ Miami, 12/24/78 (Oilers 37, Miami 5)
44	@ Pittsburgh, 1/6/80 (Pittsburgh 34, Oilers 10)
45	vs. Seattle, 1/3/88 (Oilers 25, Seattle 20)

**BIG DAYS/PLAYOFFS (300 YDS PASSING, 100 YDS RUSHING, 100 YDS RECEIVING)****PASSING**

371	Warren Moon @ Buffalo	Jan. 3, 1993	(36 of 50)
338	Steve McNair vs. Pittsburgh	Jan. 11, 2003	(27 of 44)
325	Warren Moon @ Denver	Jan. 4, 1992	(27 of 36)
315	Warren Moon vs. Pittsburgh	Dec. 31, 1989	(29 of 48)
306	Dan Pastorini @ Miami	Dec. 24, 1978	(20 of 29)
306	Warren Moon vs. Kansas City	Jan. 16, 1994	(32 of 43)
301	George Blanda vs. Los Angeles	Jan. 1, 1961	(16 of 32)

**RUSHING**

195	<b>Derrick Henry</b> @ Baltimore	Jan. 11, 2020	(30 carries)
182	<b>Derrick Henry</b> @ New England	Jan. 4, 2020	(34 carries)
162	Eddie George @ Indianapolis	Jan. 16, 2000	(26 carries)
156	<b>Derrick Henry</b> @ Kansas City	Jan. 6, 2018	(23 carries)
118	Earl Campbell @ New England	Dec. 31, 1978	(27 carries)

**CAREER 300-YARD  
PASSING PLAYOFF GAMES**

No.	Player	W-L
4	Warren Moon	0-4
1	George Blanda	1-0
1	Dan Pastorini	1-0
1	Steve McNair	1-0

**CAREER 100-YARD  
RUSHING PLAYOFF GAMES**

No.	Player	W-L
3	<b>Derrick Henry</b>	3-0
2	Eddie George	2-0
1	Earl Campbell	1-0

**CAREER 100-YARD  
RECEIVING PLAYOFF GAMES**

No.	Player	W-L
3	Ernest Givins	0-3
1	Mike Barber	1-0
1	Ken Burrough	1-0
1	Billy Cannon	1-0
1	Justin Gage	0-1
1	Frank Wycheck	1-0

106	Eddie George vs. Buffalo	Jan. 8, 2000	(29 carries)
-----	--------------------------	--------------	--------------

**RECEIVING**

136	Ernest Givins vs. Pittsburgh	Dec. 31, 1989	(11 receptions)
135	Justin Gage vs. Baltimore	Jan. 10, 2009	(10 receptions)
128	Billy Cannon vs. Los Angeles	Jan. 1, 1961	(3 receptions)
123	Frank Wycheck vs. Pittsburgh	Jan. 11, 2003	(10 receptions)
117	Ernest Givins @ Buffalo	Jan. 3, 1993	(9 receptions)
112	Mike Barber @ Miami	Dec. 24, 1978	(4 receptions)
111	Ernest Givins @ Denver	Jan. 4, 1992	(6 receptions)
103	Ken Burrough @ Miami	Dec. 24, 1978	(6 receptions)

## PLAYOFF GAME SUMMARIES

**AFL CHAMPIONSHIP GAME – 1960**  
**Houston 24, Los Angeles Chargers 16**  
**January 1, 1961 • Jeppesen Stadium**

One sensational play by rookie halfback Billy Cannon, the previous season's Heisman Trophy winner, was the difference, as the Houston Oilers defeated the Los Angeles Chargers 24-16 in the first AFL Championship game. The Chargers took the early lead on two field goals by Ben Agajanian, but QB George Blanda brought the Oilers back, throwing a 17-yard touchdown pass to Dave Smith and kicking an 18-yard field goal, which put Houston ahead 10-9 at halftime. The teams exchanged touchdowns in the third quarter, with Blanda throwing a seven-yard scoring pass to Bill Groman and Chargers halfback Paul Lowe pounding over from the 2. Protecting a one-point lead in the fourth quarter and facing a third-and-nine at the Houston 12, Blanda threw a short pass to Cannon, who broke a tackle and outran the Chargers' secondary to complete an 88-yard scoring play. In the final minute of the game, the Chargers drove down the field, reaching the Houston 22. However, the Oilers held on fourth down for the title.

Los Angeles	6	3	7	0	16
Houston	0	10	7	7	24

TEAM	SCORING PLAY	QTR-INTO
Chargers	Agajanian 38 yd. field goal	1-10:58
Chargers	Agajanian 22 yd. field goal	1-6:44
Oilers	Smith 17 yd. pass from Blanda (Blanda kick)	2-11:09
Oilers	Blanda 18 yd. field goal	2-5:15
Chargers	Agajanian 27 yd. field goal	2-0:09
Oilers	Groman 7 yd. pass from Blanda (Blanda kick)	3-N/A
Chargers	Lowe 2 yd. run (Agajanian, kick)	3-N/A
Oilers	Cannon 88 yd. pass from Blanda (Blanda kick)	4-N/A

Missed FG: N/A  
 Attendance: 32,183

	Chargers	Oilers
First downs	21	17
Total yards	333	401
Rushing yards	162	100
Passing yards	171	301
Passes-comp.-Int.	41-21-2	32-16-0
Punts-avg.	4-41.0	5-34.0
Punt return yards	2-42	0-0
Kickoff return yards	5-123	5-128
Fumbles-lost	2-0	0-0
Penalties-yards	3-15	4-54

RUSHING									
OILERS	Att	Yds	Lg	TD	CHARGERS	Att	Yds	Lg	TD
Cannon	18	50	NA	0	Lowe	21	165	NA	1
Smith	19	45	NA	0	Kemp	6	19	NA	0
Hall	3	5	NA	0	Ferguson	4	14	NA	0
					Ford	2	5	NA	0
<b>TOTALS</b>	<b>40</b>	<b>100</b>	<b>NA</b>	<b>0</b>	<b>TOTALS</b>	<b>35</b>	<b>162</b>	<b>NA</b>	<b>1</b>

PASSING									
OILERS	Att	Cmp	Yds	TD-I	CHARGERS	Att	Cmp	Yds	TD-I
Blanda	31	16	301	3-0	Kemp	41	21	171	0-2
Cannon	1	0	0	0-0					
<b>TOTALS</b>	<b>32</b>	<b>16</b>	<b>301</b>	<b>3-0</b>	<b>TOTALS</b>	<b>41</b>	<b>21</b>	<b>171</b>	<b>0-2</b>

RECEIVING									
OILERS	Rec	Yds	Lg	TD	CHARGERS	Rec	Yds	Lg	TD
Smith	5	52	NA	1	Norton	6	55	NA	0
Cannon	3	128	NA	1	Lowe	3	35	NA	0
Carson	1	13	NA	0	Womble	6	23	NA	0
Hennigan	4	71	NA	0	Kocourek	3	57	NA	0
Groman	3	37	NA	1	Ferguson	2	29	NA	0
					Flowers	1	6	NA	0
<b>TOTALS</b>	<b>16</b>	<b>301</b>	<b>NA</b>	<b>3</b>	<b>TOTALS</b>	<b>21</b>	<b>171</b>	<b>NA</b>	<b>0</b>

**AFL CHAMPIONSHIP GAME – 1961**  
**Houston 10, San Diego Chargers 3**  
**Dec. 24, 1961 • Balboa Stadium**

The Houston Oilers defeated the San Diego Chargers 10-3 to win their second consecutive AFL title. In a game marked by turnovers, Houston had seven and San Diego six. The only score of the first half came on a 46-yard field goal by George Blanda, which followed a nine-yard San Diego punt. In the third quarter, the Oilers put together the only sustained drive of the game, moving 80 yards. With a third-and-five at the San Diego 35, Blanda rolled to his right and found Billy Cannon open at the 17. Cannon jumped to make the catch, shrugged off a would-be tackler, and motored into the end zone for a touchdown that put Houston up 10-0. The Chargers scored early in the fourth quarter on a 12-yard field goal by George Blair, but they could not get on the scoreboard again.

San Diego	0	0	0	3	3
Houston	0	3	7	0	10

TEAM	SCORING PLAY	QTR
Oilers	Blanda 46 yd. field goal	2
Oilers	Cannon 35 yd. pass from Blanda (Blanda kick)	3
Chargers	Blair 12 yd. field goal	4

Missed FG: N/A  
 Attendance: 29,556

	Chargers	Oilers
First downs	15	18
Total yards	482	416
Rushing yards	79	96
Passing yards	177	160
Passes-comp.-Int.	31-17-4	41-18-6
Punts-avg.	6-33.3	4-41.5
Punt return yards	1-16	0-0
Kickoff return yards	2-50	0-0
Fumbles-lost	2-2	5-1
Penalties-yards	10-106	5-68
Field goals made-att	1-1	1-1

RUSHING											
OILERS	Att	Yds	Lg	TD	CHARGERS	Att	Yds	Lg	TD		
Cannon	15	48	22	0	Lincoln	3	7	4	0		
Tolar	16	52	20	0	Lowe	5	30	12	0		
Blanda	2	4	1	0	Roberson	8	37	23	0		
					Kemp	4	5	17	0		
<b>TOTALS</b>	<b>33</b>	<b>96</b>	<b>22</b>	<b>0</b>	<b>TOTALS</b>	<b>20</b>	<b>79</b>	<b>23</b>	<b>0</b>		

PASSING											
OILERS	Att	Cmp	Yds	TD-I	CHARGERS	Att	Cmp	Yds	TD-I		
Blanda	40	18	160	1-5	Kemp	32	17	226	0-4		
Groman	1	0	0	0-1							
<b>TOTALS</b>	<b>41</b>	<b>18</b>	<b>160</b>	<b>1-6</b>	<b>TOTALS</b>	<b>32</b>	<b>17</b>	<b>226</b>	<b>0-4</b>		

RECEIVING											
OILERS	Rec	Yds	Lg	TD	CHARGERS	Rec	Yds	Lg	TD		
Cannon	5	53	35	1	Lincoln	1	3	3	0		
Tolar	2	2	8	0	Roberson	1	11	11	0		
Groman	3	32	19	0	Kocourek	7	123	40	0		
Hennigan	5	43	14	0	Norton	3	48	28	0		
Dewveall	2	10	11	0	Flowers	2	17	9	0		
McLeod	1	20	20	0	Scarpitto	1	9	9	0		
					Hayes	1	5	5	0		
<b>TOTALS</b>	<b>18</b>	<b>160</b>	<b>35</b>	<b>1</b>	<b>TOTALS</b>	<b>17</b>	<b>226</b>	<b>40</b>	<b>0</b>		

\* Some game summaries in this section from *Total Football* and *NFL Record & Fact Book*.

## PLAYOFF GAME SUMMARIES

**AFL CHAMPIONSHIP GAME – 1962**  
**Dallas 20, Houston 17 (2 OT)**  
**Dec. 23, 1962 • Jeppesen Stadium**

In what was at the time the longest game in the history of professional football, the Dallas Texans dethroned the two-time defending AFL champion Houston Oilers when Tommy Brooker kicked a 25-yard field goal after 2:54 of the sixth quarter, or 17:54 of sudden-death overtime. The Texans led 17-0 after two quarters, but the Oilers, tied it up with 17 second-half points. The overtime started with a potentially damaging gaffe by Dallas captain Abner Haynes, who had already scored twice, but who won the toss and then elected to 'kick to the clock'. What Haynes wanted was the strong wind behind his team, but, by saying kick first, it gave the Oilers the chance to decide which end to take, and they, needless to say, chose to have the wind behind them. As it turned out, it didn't matter. After an interception near the end of the first overtime period, the Texans took over. Two big plays by fullback Jack Spikes put the ball at the Houston 19, and, on fourth-and-nine, Brooker ended the contest.

Dallas	..... 3	14	0	0	0	3	20
Houston	..... 0	0	7	10	0	0	17

TEAM	SCORING PLAY	QTR-INTO
Dallas	Brooker 16 yd. field goal	1-4:21
Dallas	Haynes 28 yd. pass from Dawson (Brooker kick)	2-14:31
Dallas	Haynes 2 yd. run (Brooker, kick)	2-3:31
Houston	Dewveall 15 yd. pass from Blanda (Blanda kick)	3-11:51
Houston	Blanda 31 yd. field goal	4-11:09
Houston	Tolar 1 yd. run (Blanda kick)	4-5:51
Dallas	Brooker 25 yd. field goal	6-12:05

Attendance: 37,081

	Texans	Oilers
First downs	19	21
Total yards	287	359
Rushing yards	199	98
Passing yards	88	261
Passes-comp.-Int.	14-9-0	46-23-5
Punts-avg.	8-31.2	3-39.3
Punt return yards	1-0	1-0
Kickoff return yards	4-86	5-139
Fumbles-lost	1-1	1-1
Penalties-yards	10-73	5-47
Field goals made-att	2-1	0-0

RUSHING									
OILERS	Att	Yds	Lg	TD	TEXANS	Att	Yds	Lg	TD
Tolar	17	58	12	1	Spikes	11	77	33	0
Cannon	11	37	7	0	McClinton	24	70	8	0
Smith	2	3	4	0	Dawson	5	26	11	0
					Haynes	14	26	14	0
<b>TOTALS</b>	<b>30</b>	<b>98</b>	<b>12</b>	<b>1</b>	<b>TOTALS</b>	<b>54</b>	<b>199</b>	<b>33</b>	<b>0</b>

PASSING									
OILERS	Att	Cmp	Yds	TD-I	TEXANS	Att	Cmp	Yds	TD-I
Blanda	46	23	261	1-5	Dawson	14	9	88	1-0
<b>TOTALS</b>	<b>46</b>	<b>23</b>	<b>261</b>	<b>1-5</b>	<b>TOTALS</b>	<b>14</b>	<b>9</b>	<b>88</b>	<b>1-0</b>

RECEIVING									
OILERS	Rec	Yds	Lg	TD	TEXANS	Rec	Yds	Lg	TD
Hennigan	3	37	19	0	Haynes	3	45	28	1
Tolar	1	8	8	0	Spikes	2	24	14	0
McLeod	5	70	21	0	Arbanas	2	21	12	0
Cannon	6	54	21	0	Bishop	1	0	0	0
Dewveall	6	95	24	1	McClinton	1	4	4	0
Jamison	1	9	9	0					
Smith	1	6	6	0					
<b>TOTALS</b>	<b>23</b>	<b>261</b>	<b>24</b>	<b>1</b>	<b>TOTALS</b>	<b>9</b>	<b>88</b>	<b>28</b>	<b>1</b>

**AFL CHAMPIONSHIP GAME – 1967**  
**Oakland 40, Houston 7**  
**Dec. 31, 1967 • Alameda County Coliseum**

Big plays before and after halftime broke open a tight game, as the Raiders won their first AFL title with a 40-7 victory against Houston. The Raiders led 10-0 in the final minutes of the half, the big play a 69-yard touchdown run by Hewritt Dixon. The Raiders lined up for a field goal attempt from the Houston 17, but instead quarterback Daryle Lamonica took the snap and threw to a wide open Dave Kocourek for a touchdown with 18 seconds remaining to build the lead to 17-0. The Oilers hoped for a big play to open the second half, and they got it, but it was in favor of the Raiders. Zeke Moore fumbled the kickoff and Oakland recovered deep in Houston territory, leading to Lamonica's one-yard quarterback sneak. In the next two quarters, George Blanda kicked three field goals, to give him 16 points for the day, and Lamonica threw a touchdown pass to Bill Miller.

Oakland	..... 3	14	10	13	40
Houston	..... 0	0	0	7	7

TEAM	SCORING PLAY	QTR
Oakland	Blanda 37 yd. field goal	1
Oakland	Dixon 69 yd. run (Blanda kick)	2
Oakland	Kocourek 17 yd. pass from Lamonica (Blanda kick)	2
Oakland	Lamonica 1 yd. run (Blanda kick)	3
Oakland	Blanda 40 yd field goal	3
Oakland	Blanda 42 yd. field goal	4
Houston	Frazier 5 yd. pass from Beathard (Wittenborn kick)	4
Oakland	Blanda 36 yd. field goal	4
Oakland	Miller 12 yd. pass from Lamonica (Blanda kick)	4

Attendance: 53,330

	Raiders	Oilers
First downs	18	11
Total yards	364	146
Rushing yards	263	38
Passing yards	101	108
Passes-comp.-Int.	26-10-0	35-15-1
Punts-avg.	4-44.3	11-38.6
Fumbles-lost	0-0	4-2
Penalties-yards	4-69	7-45

RUSHING									
OILERS	Att	Yds	Lg	TD	RAIDERS	Att	Yds	Lg	TD
Granger	14	19	NA	0	Dixon	21	144	NA	1
Campbell	6	15	NA	0	Banaszak	15	116	NA	0
Blanks	1	6	6	0	Lamonica	5	22	NA	1
Beathard	1	-2	-2	0	Hagberg	2	-1	NA	0
<b>TOTALS</b>	<b>22</b>	<b>38</b>	<b>NA</b>	<b>0</b>	<b>TOTALS</b>	<b>43</b>	<b>281</b>	<b>NA</b>	<b>2</b>

PASSING									
OILERS	Att	Cmp	Yds	TD-I	RAIDERS	Att	Cmp	Yds	TD-I
Beathard	35	15	142	1-1	Lamonica	24	10	111	2-0
					Blanda	2	0	0	0-0
<b>TOTALS</b>	<b>35</b>	<b>15</b>	<b>142</b>	<b>1-1</b>	<b>TOTALS</b>	<b>26</b>	<b>10</b>	<b>111</b>	<b>2-0</b>

RECEIVING									
OILERS	Rec	Yds	Lg	TD	RAIDERS	Rec	Yds	Lg	TD
Frazier	7	81	NA	1	Miller	3	32	NA	1
Reed	4	60	NA	0	Cannon	2	31	NA	0
Campbell	2	5	NA	0	Biletnikoff	2	19	NA	0
Taylor	1	6	NA	0	Kocourek	1	17	17	1
<b>TOTALS</b>	<b>14</b>	<b>151</b>	<b>NA</b>	<b>1</b>	<b>TOTALS</b>	<b>8</b>	<b>99</b>	<b>17</b>	<b>2</b>

# PLAYOFF GAME SUMMARIES

**AFL PLAYOFF GAME – 1969**  
**Oakland 56, Houston 7**  
**Dec. 21, 1969 • Alameda County Coliseum**

Oakland scored four touchdowns in 4:22 of the first quarter, as the Raiders jumped to a quick 28-0 lead on the way to a 56-7 victory over the Oilers. The key figure was quarterback Daryle Lamonica, who threw six touchdown passes. On their second possession, the Raiders moved 50 yards in five plays, with Lamonica throwing a 13-yard scoring pass to Fred Biletnikoff. On the first play after the kickoff, George Atkinson intercepted Pete Beathard's pass and returned it 57 yards for a score. The Oilers again lost the ball the first play after the kickoff, as Hoyle Granger fumbled and Carleton Oats recovered at the Houston 24. On first down, Lamonica hit Rod Sherman for a touchdown. Following the next kickoff, Houston again fumbled - this time by Beathard on the fourth play - and Tom Keating recovered. Again it took the Raiders one play to score, Lamonica finding Biletnikoff for the touchdown.

<b>Oakland</b> . . . . .	25	7	14	7	56
<b>Houston</b> . . . . .	0	0	0	7	7

TEAM	SCORING PLAY	QTR-INTO
Raiders	Biletnikoff 13 yd. pass from Lamonica (Blanda kick)	1-6:33
Raiders	Atkinson 57 yd. interception return (Blanda kick)	1-7:26
Raiders	Sherman 24 yd. pass from Lamonica (Blanda kick)	1-8:32
Raiders	Biletnikoff 31yd. pass from Lamonica (Blanda kick)	1-10:55
Raiders	Smith 60 yd. pass from Lamonica (Blanda kick)	2-9:12
Raiders	Sherman 23 yd. pass from Lamonica (Blanda kick)	3-9:49
Raiders	Cannon 3 yd. pass from Lamonica (Blanda kick)	3-14:49
Oilers	Reed 8 yd. pass from Beathard (Gerela kick)	4-6:17
Raiders	Hubbard 4 yd. run (Blanda kick)	4-12:35

**Missed FG:** None  
**Attendance:** 53,539

	Raiders	Oilers
First downs	17	14
Total yards	412	197
Rushing yards	110	28
Passing yards	302	169
Passes-comp.-Int.	22-14-3	46-18-3
Punts-avg.	5-42.0	11-41.4
Punt return yards	3-27	2-4
Kickoff return yards	2-64	7-130
Fumbles-lost	3-1	3-2
Penalties-yards	7-63	3-48

RUSHING									
OILERS	Att	Yds	Lg	TD	RAIDERS	Att	Yds	Lg	TD
Granger	14	29	9	0	Dixon	13	48	17	0
Campbell	1	0	0	0	Smith	8	3	3	0
Levias	1	4	4	0	Hubbard	6	19	5	1
Beathard	3	-5	3	0	Todd	8	31	30	0
					Hagberg	2	9	5	0
<b>TOTALS</b>	<b>19</b>	<b>28</b>	<b>9</b>	<b>0</b>	<b>TOTALS</b>	<b>37</b>	<b>110</b>	<b>30</b>	<b>1</b>

PASSING									
OILERS	Att	Cmp	Yds	TD-I	RAIDERS	Att	Cmp	Yds	TD-I
Beathard	46	18	209	1-3	Lamonica	17	13	276	6-1
					Blanda	5	1	33	0-2
<b>TOTALS</b>	<b>46</b>	<b>18</b>	<b>209</b>	<b>1-3</b>	<b>TOTALS</b>	<b>22</b>	<b>14</b>	<b>309</b>	<b>6-3</b>

RECEIVING									
OILERS	Rec	Yds	Lg	TD	RAIDERS	Rec	Yds	Lg	TD
Bierne	5	48	12	0	Biletnikoff	3	70	31	2
Reed	7	81	18	1	Sherman	4	60	24	2
Granger	3	31	24	0	Smith	4	103	60	1
Haik	2	42	29	0	Todd	1	40	40	0
Levias	1	7	7	0	Hubbard	1	33	33	0
					Cannon	1	3	3	1
<b>TOTALS</b>	<b>18</b>	<b>209</b>	<b>29</b>	<b>1</b>	<b>TOTALS</b>	<b>14</b>	<b>309</b>	<b>60</b>	<b>6</b>

**AFC WILD CARD GAME – 1978**  
**Houston 17, Miami 9**  
**Dec. 24, 1978 • Orange Bowl**

The Oilers, making their first postseason appearance since 1969, advanced to the divisional playoffs on a brilliant passing performance by Dan Pastorini, who completed 20 of 29 passes for 306 yards and one touchdown. The two AFC wild card teams were locked in a 7-7 tie until midway through the fourth quarter. But Pastorini then completed all four of his passes in a 53-yard drive that set up Toni Fritsch's 35-yard field goal for a 10-7 lead with 7:25 left. One play after the ensuing kickoff, Gregg Bingham intercepted a Bob Griese pass and the Oilers drove 50 yards in 10 plays (9 on the ground) for Earl Campbell's clinching touchdown from the one-yard line. Griese completed 11 of 28 passes. Campbell, the NFL's leading rusher during regular season with 1,450 yards, gained 84 yards on 26 carries.

<b>Miami</b> . . . . .	7	0	0	2	9
<b>Houston</b> . . . . .	7	0	0	10	17

TEAM	SCORING PLAY	QTR-INTO
Dolphins	Tollman 13 yd. pass from Griese (Yepremian kick)	1-9:58
Oilers	Wilson 13 yd. pass from Pastorini (Fritsch kick)	1-14:57
Oilers	Fritsch 27 yd. field goal	4-5:18
Oilers	Campbell 1 yd. run (Fritsch kick)	4-5:10
Dolphins	Safety	4-14:49

**Missed FG:** Yepremian missed FG, Bokamper FG blocked  
**Attendance:** 70,036

	Dolphins	Oilers
First downs	14	23
3rd-down conversion-att	5-12-42%	8-16-50%
Total yards	209	455
Rushing yards	91	165
Passing yards	118	290
Passes-comp.-Int.	30-12-3	30-20-0
Punts-avg.	5-48.6	5-44.0
Punt return yards	1-24	3-11
Kickoff return yards	5-109	2-55
Fumbles-lost	2-2	3-1
Penalties-yards	1-5	5-37
Field goals made-att	0-1	1-2
Time of possession	24:17	35:43

RUSHING									
OILERS	Att	Yds	Lg	TD	DOLPHINS	Att	Yds	Lg	TD
Campbell	26	84	20	1	Williams	13	41	9	0
Wilson	14	76	21	0	Harris	9	43	9	0
Coleman	1	2	2	0	Bulaich	2	0	0	0
Poole	1	12	12	0	Moore	1	7	7	0
Pastorini	3	-9	-3	0					
<b>TOTALS</b>	<b>45</b>	<b>165</b>	<b>21</b>	<b>1</b>	<b>TOTALS</b>	<b>25</b>	<b>91</b>	<b>9</b>	<b>0</b>

PASSING									
OILERS	Att	Cmp	Yds	TD-I	DOLPHINS	Att	Cmp	Yds	TD-I
Pastorini	29	20	306	1-0	Griese	28	1	114	1-2
Barber	1	0	0	0-0	Strock	2	1	23	0-1
<b>TOTALS</b>	<b>30</b>	<b>20</b>	<b>306</b>	<b>1-0</b>	<b>TOTALS</b>	<b>30</b>	<b>12</b>	<b>137</b>	<b>1-3</b>

RECEIVING									
OILERS	Rec	Yds	Lg	TD	DOLPHINS	Rec	Yds	Lg	TD
Wilson	5	40	13	1	Harris	4	42	19	0
Caster	1	11	11	0	Williams	1	8	8	0
Barber	4	112	55	0	Tillman	2	24	13	1
Burrough	6	103	53	0	Harris	1	21	21	0
Coleman	1	5	5	0	Bulaich	2	14	9	0
Woods	2	22	16	0	Moore	2	28	23	0
Campbell	1	13	13	0					
<b>TOTALS</b>	<b>20</b>	<b>306</b>	<b>55</b>	<b>1</b>	<b>TOTALS</b>	<b>12</b>	<b>137</b>	<b>23</b>	<b>1</b>

**INDIVIDUAL DEFENSE (press box stats)**

**OILERS** – Leading Tackler: Currier 6-2-8, Kiner 5-3-8. Sacks: Washington 1, Bethea 1. Int.: Stemrick 1, Reinfeldt 1, Bingham 1. FR: Washington 1.  
**DOLPHINS** – Leading Tackler: Babb 7-4-11, Baumhower 8-3-11. Sacks: Bokamper 2. Int.: None. FR: Rhone 1.

# PLAYOFF GAME SUMMARIES

**AFC DIVISIONAL PLAYOFF GAME – 1978**  
**Houston 31, New England 14**  
**December 31, 1978 • Schaefer Stadium**

Houston captured its second straight postseason road victory and advanced into its first AFC championship game with an impressive win over New England, the AFC East champion. Houston quarterback Dan Pastorini completed 10 of 13 passes for 184 yards and three touchdowns as the Oilers jumped to a 21-0 halftime lead. After a scoreless first period, Pastorini hit wide receiver Ken Burrough on a 71-yard touchdown pass and connected with tight end Mike Barber on 19- and 13-yard touchdown strikes. New England narrowed the gap to 24-14 early in the final quarter on two scoring passes- a 24-yard option toss from running back Andy Johnson to wide receiver Harold Jackson and another 24-yard pass from backup quarterback Tom Owen to tight end Russ Francis. Linebacker Gregg Bingham's 19-yard interception return to New England's 18-yard line with 5:07 remaining stopped the Patriots' rally and set up running back Earl Campbell's two-yard touchdown run three plays later.

New England	.....	0	0	7	7	14
Houston	.....	0	21	3	7	31

TEAM	SCORING PLAY	QTR-INTO
Oilers	Burrough 71 yd. pass from Pastorini (Fritsch kick)	2-1:35
Oilers	Barber 19 yd. pass from Pastorini (Fritsch kick)	2-8:12
Oilers	Barber 13 yd. pass from Pastorini (Fritsch kick)	2-14:35
Oilers	Fritsch 30 yd. field goal	3-7:56
Patriots	Jackson 24 yd. pass from Johnson (Posey kick)	3-14:43
Patriots	Francis 24 yd. pass from Owen (Posey kick)	4-5:43
Oilers	Campbell 2 yd. run (Fritsch kick)	4-11:19

**Missed FG:** Posey 43WR  
**Attendance:** 60,881

	Patriots	Oilers
First downs	15	21
3rd-down conversion-att	6-13-46%	11-17-65%
Total yards	263	344
Rushing yards	83	174
Passing yards	180	170
Passes-comp.-Int.	35-16-3	15-12-1
Punts-avg.	4-43.3	5-34.8
Punt return yards	3-6	3-6
Kickoff return yards	5-136	3-53
Fumbles-lost	2-0	1-0
Penalties-yards	8-92	2-25
Field goals made-att	0-1	1-1
Time of possession	26:04	33:06

RUSHING									
OILERS	Att	Yds	Lg	TD	PATRIOTS	Att	Yds	Lg	TD
Campbell	27	118	35	1	Cunningham	10	42	8	0
Wilson	14	26	8	0	Grogan	1	16	16	0
Coleman	7	19	12	0	Johnson	6	14	4	0
Duncan	2	7	5	0	Ivory	3	11	6	0
Poole	3	7	4	0					
Nielson	1	-3	-3	0					
<b>TOTALS</b>	<b>54</b>	<b>174</b>	<b>35</b>	<b>1</b>	<b>TOTALS</b>	<b>20</b>	<b>83</b>	<b>16</b>	<b>0</b>

PASSING									
OILERS	Att	Cmp	Yds	TD-I	PATRIOTS	Att	Cmp	Yds	TD-I
Pastorini	15	12	200	3-1	Grogan	12	3	38	0-2
					Owen	22	12	144	1-1
					Johnson	1	1	24	1-0
<b>TOTALS</b>	<b>15</b>	<b>12</b>	<b>200</b>	<b>3-1</b>	<b>TOTALS</b>	<b>35</b>	<b>16</b>	<b>206</b>	<b>2-3</b>

RECEIVING									
OILERS	Rec	Yds	Lg	TD	PATRIOTS	Rec	Yds	Lg	TD
Barber	5	83	22	2	Francis	8	101	24	1
Burrough	3	91	71	1	Cunningham	3	28	15	0
Carter	2	12	7	0	Morgan	2	37	19	0
Campbell	1	10	10	0	Johnson	2	16	11	0
Woods	1	4	4	0	Jackson	1	24	24	1
<b>TOTALS</b>	<b>12</b>	<b>200</b>	<b>71</b>	<b>3</b>	<b>TOTALS</b>	<b>16</b>	<b>206</b>	<b>24</b>	<b>2</b>

**INDIVIDUAL DEFENSE (press box stats)**

**OILERS** – Leading Tackler: Bingham 6-2-8. Sacks: Brazile 1, Washington 1, Bethea 1, Young 1. Int.: Reinfeldt 2, Bingham 1. FR: Pastorini 1.  
**PATRIOTS** – Leading Tackler: Beaudoin 8-7-15. Sacks: Beaudoin 1.0, Bishop 1.0, Zabel 0.5. Int.: Fox 1. FR: Gray 1, Westbrook 1.

**AFC CHAMPIONSHIP GAME – 1978**  
**Pittsburgh 34, Houston 5**  
**January 7, 1979 • Three Rivers Stadium**

Playing in their first championship game since 1962, the Oilers were unable to unseat a strong Pittsburgh team, dropping a 34-5 contest at Three Rivers Stadium. The Steelers, striking through cold, steady rain for 31 first half points, won their third AFC championship in five years behind their usual solid defense and spectacular performances by Terry Bradshaw and Lynn Swann. Seventeen of the points, came during a 48-second span in the last minute of the half as Pittsburgh capitalized on two fumbles by Ronnie Coleman and one by Johnnie Dirden. Despite the playing conditions that contributed to a postseason record 12 fumbles, Bradshaw completed 11 of 19 passes for 200 yards and touchdowns to John Stallworth and Swann, who caught four passes for 98 yards. Both touchdown passes and one of Roy Gerela's two field goals made up the 17-point burst between 14:08 and 14:56 of the second quarter after Pittsburgh had built a 14-3 lead on scoring runs by Franco Harris and Rocky Bleier.

Pittsburgh	.....	14	17	3	0	34
Houston	.....	0	3	2	0	5

TEAM	SCORING PLAY	QTR-INTO
Steelers	Harris 7 yd. run (Gerela kick)	1-4:58
Steelers	Bleier 17 yd.run (Gerela kick)	1-13:51
Oilers	Fritsch 19 yd. field goal	2-5:21
Steelers	Swan 29 yd. pass from Bradshaw (Gerela kick)	2-14:08
Steelers	Stallworth 17yd. pass from Bradshaw (Gerela kick)	2-14:27
Steelers	Gerela 37 yd. field goal	2-14:56
Steelers	Gerela 22 yd. field goal	3-7:14
Oilers	Washington safety	3-11:10

**Missed FG:** Gerela 40, 40  
**Attendance:** 49,417

	Steelers	Oilers
First downs	21	10
3rd-down conversion-att	1-9-11%	1-11-9%
Total yards	379	142
Rushing yards	179	72
Passing yards	200	70
Passes-comp.-Int.	19-11-2	26-12-5
Punts-avg.	1-53.0	6-39.5
Punt return yards	6-91	0-0
Kickoff return yards	2-36	8-179
Fumbles-lost	6-3	6-4
Penalties-yards	4-32	5-48
Field goals made-att	2-4	1-1
Time of possession	33:10	18:15

RUSHING									
OILERS	Att	Yds	Lg	TD	STEELERS	Att	Yds	Lg	TD
Campbell	22	62	11	0	Harris	20	51	9	1
Woods	1	9	9	0	Bleier	10	45	15	1
Coleman	1	-5	-5	0	Bradshaw	7	29	13	0
Wilson	2	6	4	0	Delophaime	3	28	23	0
					Thornton	3	22	14	0
					Moser	3	7	5	0
					Kruczek	1	-3	-3	0
<b>TOTALS</b>	<b>26</b>	<b>72</b>	<b>11</b>	<b>0</b>	<b>TOTALS</b>	<b>47</b>	<b>179</b>	<b>23</b>	<b>2</b>

PASSING									
OILERS	Att	Cmp	Yds	TD-I	STEELERS	Att	Cmp	Yds	TD-I
Pastorini	26	12	96	0-5	Bradshaw	19	11	200	2-2
					Kruczek	0	0	0	0-0
<b>TOTALS</b>	<b>26</b>	<b>12</b>	<b>96</b>	<b>0-5</b>	<b>TOTALS</b>	<b>19</b>	<b>11</b>	<b>200</b>	<b>2-2</b>

RECEIVING									
OILERS	Rec	Yds	Lg	TD	STEELERS	Rec	Yds	Lg	TD
Caster	5	44	21	0	Swann	4	98	34	1
Wilson	5	33	8	0	Grossman	2	43	29	0
Coleman	1	15	15	0	Bleier	4	42	16	0
Campbell	1	4	4	0	Stallworth	1	17	17	1
<b>TOTALS</b>	<b>12</b>	<b>96</b>	<b>21</b>	<b>0</b>	<b>TOTALS</b>	<b>11</b>	<b>200</b>	<b>34</b>	<b>2</b>

**INDIVIDUAL DEFENSE (press box stats)**

**OILERS** – Leading Tackler: Knoff 9-1-10. Sacks: None. Int.: Knoff 1. FR: Pastorini 1.  
**STEELERS** – Leading Tackler: Lambert 15-5-20. Sacks: None. Int.: None. FR: Shell 1, Davis 1, Pinney 1.

# PLAYOFF GAME SUMMARIES

**AFC WILD CARD PLAYOFF GAME – 1979**  
**Houston 13, Denver 7**  
**December 23, 1979 • Astrodome**

The Oilers, playing a postseason game at home for the first time in 17 years, advanced to the divisional playoffs by shutting out the Broncos over the last three quarters of play. Denver marched 80 yards for a touchdown and a 7-3 lead on its first possession, but Earl Campbell's three-yard scoring run gave Houston a 10-7 halftime margin. Campbell and Oilers quarterback Dan Pastorini both missed second half action with groin injuries but Rob Carpenter and second year quarterback Gifford Nielsen played well in relief during their initial NFL playoff competition. Linebacker Gregg Bingham's 15-yard interception return set up Toni Fritsch's second field goal- a 20-yarder with 4:18 remaining to give Houston a 13-7 edge. The Oilers' defense, which recorded six sacks overall, held the Broncos on the final two series with Curley Culp's third-down sack and Vernon Perry's fourth-down pass deflection the key plays.

Denver	..... 7	0	0	0	7
Houston	..... 3	7	0	3	13

TEAM	SCORING PLAY	QTR-INTO
Oilers	Fritsch 31 yd. field goal	1-4:58
Broncos	Preston 7 yd. pass from Morton (Turner kick)	1-11:33
Oilers	Campbell 3 yd. run (Fritsch kick)	2-14:14
Oilers	Fritsch 20 yd. field goal	4-10:42

**Missed FG:** Steinfort 50  
**Attendance:** 48,776

	BRONCOS	OILERS
First downs	17	15
3rd-down conversion-att	4-13-31%	7-17-40%
Total yards	216	282
Rushing yards	112	135
Passing yards	104	147
Passes-comp.-Int.	27-14-1	22-10-2
Punts-avg.	5-45.2	5-43.2
Punt return yards	2-25	5-42
Kickoff return yards	4-83	1-26
Fumbles-lost	1-0	0-0
Penalties-yards	7-70	2-19
Field goals made-att	0-1	2-2
Time of possession	27:38	32:22

RUSHING									
OILERS	Att	Yds	Lg	TD	BRONCOS	Att	Yds	Lg	TD
Campbell	16	50	9	1	Armstrong	12	51	15	0
Wilson	8	21	5	0	Preston	9	24	7	0
Coleman	2	5	4	0	Jensen	4	5	3	0
Carpenter	16	59	9	0	Canada	4	29	13	0
					Upchurch	1	3	3	0
					Morton	2	0	0	0
<b>TOTALS</b>	<b>42</b>	<b>135</b>	<b>9</b>	<b>1</b>	<b>TOTALS</b>	<b>32</b>	<b>112</b>	<b>15</b>	<b>0</b>

PASSING									
OILERS	Att	Cmp	Yds	TD-I	BRONCOS	Att	Cmp	Yds	TD-I
Pastorini	18	8	149	0-1	Morton	27	14	144	1-1
Nielsen	4	2	9	0-1					
<b>TOTALS</b>	<b>22</b>	<b>10</b>	<b>158</b>	<b>0-2</b>	<b>TOTALS</b>	<b>27</b>	<b>14</b>	<b>144</b>	<b>1-1</b>

RECEIVING									
OILERS	Rec	Yds	Lg	TD	BRONCOS	Rec	Yds	Lg	TD
Coleman	1	41	41	0	Armstrong	2	22	13	0
Carpenter	3	26	13	0	Egloff	1	17	17	0
Barber	1	31	31	0	Preston	4	40	12	1
Wilson	4	53	20	0	Moses	3	47	25	0
Campbell	1	7	7	0	Jensen	1	11	11	0
					Canada	1	4	4	0
					Odom	2	3	3	0
<b>TOTALS</b>	<b>10</b>	<b>158</b>	<b>41</b>	<b>0</b>	<b>TOTALS</b>	<b>14</b>	<b>144</b>	<b>25</b>	<b>0</b>

**INDIVIDUAL DEFENSE (press box stats)**

**OILERS** – Leading Tackler: Bingham 7-3-10. Sacks: Dorris 3, Culp 2, Kennard 1. Int.: Bingham 1. FR: None.  
**BRONCOS** – Leading Tackler: Gradishar 12-1-13. Sacks: Chavous 1. Int.: Thompson 1. FR: None.

**AFC DIVISIONAL PLAYOFF GAME – 1979**  
**Houston 17, San Diego 14**  
**December 29, 1979 • San Diego Stadium**

The Oilers advanced into their second consecutive AFC Championship Game on the strength of an opportunistic defense and a near-flawless performance by the offensive unit. First-year strong safety Vernon Perry set up 10 of the Oilers' 17 points with a postseason game record of four interceptions in addition to a 57-yard blocked field goal return. Second-year quarterback Gifford Nielsen and third-year running back Rob Carpenter started for regulars Dan Pastorini and Earl Campbell, who were sidelined with groin injuries. The Oilers intercepted AFC passing leader Dan Fouts five times. Nielsen, making his first NFL postseason start, completed a 47-yard scoring pass to Mike Renfro with 12:55 elapsed in the third period to provide the winning margin.

San Diego	..... 7	0	7	0	14
Houston	..... 0	10	7	0	17

TEAM	SCORING PLAY	QTR-INTO
Chargers	C. Williams 1 yd. run (Wood kick)	1-10:11
Oilers	Fritsch 26 yd. field goal	2-10:58
Oilers	Clark 1 yd. run (Fritsch kick)	2-14:41
Chargers	Mitchell 8 yd. run (Wood kick)	3-1:52
Oilers	Renfro 47 yd. pass from Nielson (Fritsch kick)	3-12:55

**Missed FG:** Wood 26 blocked  
**Attendance:** 51,192

	CHARGERS	OILERS
First downs	25	15
3rd-down conversion-att	7-13-54%	8-16-50%
Total yards	380	259
Rushing yards	19	40
Passing yards	317	111
Passes-comp.-Int.	47-25-5	19-10-1
Punts-avg.	2-32.0	6-40.7
Punt return yards	2-25	1-25
Kickoff return yards	5-88	3-53
Fumbles-lost	0-0	0-0
Penalties-yards	6-30	5-45
Field goals made-att	0-1	1-1
Time of possession	29:54	30:06

RUSHING									
OILERS	Att	Yds	Lg	TD	CHARGERS	Att	Yds	Lg	TD
Wilson	11	39	14	0	Mitchell	8	33	8	1
Carpenter	18	67	11	0	Williams	11	30	8	1
Clark	9	30	11	1					
Nielsen	2	12	14	0					
<b>TOTALS</b>	<b>40</b>	<b>148</b>	<b>14</b>	<b>1</b>	<b>TOTALS</b>	<b>19</b>	<b>63</b>	<b>8</b>	<b>2</b>

PASSING									
OILERS	Att	Cmp	Yds	TD-I	CHARGERS	Att	Cmp	Yds	TD-I
Nielsen	19	10	111	1-1	Fouts	47	25	333	0-5
<b>TOTALS</b>	<b>19</b>	<b>10</b>	<b>111</b>	<b>1-1</b>	<b>TOTALS</b>	<b>47</b>	<b>25</b>	<b>333</b>	<b>0-5</b>

RECEIVING									
OILERS	Rec	Yds	Lg	TD	CHARGERS	Rec	Yds	Lg	TD
Barber	1	12	12	0	Mitchell	4	26	9	0
Carpenter	4	23	7	0	McCrary	1	34	34	0
Wilson	3	16	10	0	Jefferson	4	70	21	0
Renfro	1	47	47	1	Williams	4	30	12	0
Coleman	1	13	13	0	Joiner	4	81	30	0
					Floyd	3	51	23	0
					Klein	5	41	16	0
<b>TOTALS</b>	<b>10</b>	<b>111</b>	<b>47</b>	<b>1</b>	<b>TOTALS</b>	<b>25</b>	<b>333</b>	<b>34</b>	<b>0</b>

**INDIVIDUAL DEFENSE (press box stats)**

**OILERS** – Leading Tackler: Perry 6-2-8. Sacks: Bethea 1, Dorris 1. Int.: Perry 4, Wilson 1. FR: None.  
**CHARGERS** – Leading Tackler: Johnson 4-6-10, Fuller 8-2-10. Sacks: None. Int.: Williams 1. FR: None.

# PLAYOFF GAME SUMMARIES

**AFC CHAMPIONSHIP GAME – 1979**  
**Pittsburgh 27, Houston 13**  
**January 6, 1980 • Three Rivers Stadium**

The Steelers held the Oilers to only 24 rushing yards but were also aided by a controversial non-touchdown call to come away with a 27-13 win. Houston jumped to a 7-0 lead just 2:30 into the game when Vernon Perry returned an interception 75 yards for a touchdown. Then after both teams exchanged field goals, Terry Bradshaw completed two touchdown passes, a 16-yarder to tight end Billy Cunningham and a 20-yard score to wide receiver John Stallworth. With the Steelers leading 17-10, the controversial play occurred during the last seconds of the third quarter. Quarterback Dan Pastorini threw a pass to Mike Renfro at the back of the end zone, and Renfro appeared to have caught it for a touchdown with both feet in bounds before he fell out of the end zone. However, the officials ruled the pass incomplete. Although the Oilers protested, and replays would later show that it was inconclusive, they had to settle for a 23-yard field goal. The Steelers would then score 10 unanswered points in the fourth quarter to clinch the victory.

Pittsburgh	3	14	0	10	27
Houston	7	3	0	3	13

TEAM	SCORING PLAY	QTR-INTO
Oilers	Perry 75 yd. interception return (Fritsch kick)	1-2:30
Steelers	Bahr 21 yd. field goal	1-11:05
Oilers	Fritsch 27 yd. field goal	2-0:48
Steelers	Cunningham 16 yd. pass from Bradshaw (Bahr kick)	2-5:27
Steelers	Stallworth 20 yd. pass from Bradshaw (Bahr kick)	2-12:26
Oilers	Fritsch 23 yd. field goal	4-0:03
Steelers	Bahr 39 yd. field goal	4-5:10
Steelers	Bleier 4 yd. run (Bahr kick)	4-14:06

**Missed FG:** Bahr 40W/L  
**Attendance:** 50,475

	Steelers	Oilers
First downs	22	11
3rd-down conversion-att	13-19-68%	3-11-27%
Total yards	358	227
Rushing yards	161	24
Passing yards	197	203
Passes-comp.-Int.	30-18-1	29-20-1
Punts-avg.	3-51	4-30
Punt return yards	3-8	2-8
Kickoff return yards	4-82	6-64
Fumbles-lost	1-1	4-2
Penalties-yards	5-34	2-10
Field goals made-att	2-3	2-2
Time of possession	32:56	27:04

RUSHING									
OILERS	Att	Yds	Lg	TD	STEELERS	Att	Yds	Lg	TD
Campbell	17	15	7	0	Harris	21	85	13	0
Wilson	4	9	3	0	Bleier	13	52	8	1
Caster	1	0	0	0	Bradshaw	1	25	25	0
					Thornton	1	-1	-1	0
<b>TOTALS</b>	<b>22</b>	<b>24</b>	<b>7</b>	<b>0</b>	<b>TOTALS</b>	<b>36</b>	<b>161</b>	<b>25</b>	<b>1</b>

PASSING									
OILERS	Att	Cmp	Yds	TD-I	STEELERS	Att	Cmp	Yds	TD-I
Pastorini	28	19	203	0-1	Bradshaw	30	18	219	2-1
Nielsen	1	1	9	0-0					
<b>TOTALS</b>	<b>29</b>	<b>20</b>	<b>212</b>	<b>0-1</b>	<b>TOTALS</b>	<b>30</b>	<b>18</b>	<b>219</b>	<b>2-1</b>

RECEIVING									
OILERS	Rec	Yds	Lg	TD	STEELERS	Rec	Yds	Lg	TD
Wilson	7	60	41	0	Stallworth	3	52	20	1
Coleman	2	46	32	0	Swann	4	64	21	0
Carpenter	5	23	14	0	Harris	6	50	15	0
Renfro	3	52	19	0	Bleier		39	20	0
Campbell	1	11	11	0	Cunningham	2	14	16	1
Merkens	1	12	12	0					
Barber	1	8	8	0					
<b>TOTALS</b>	<b>20</b>	<b>212</b>	<b>41</b>	<b>0</b>	<b>TOTALS</b>	<b>18</b>	<b>219</b>	<b>21</b>	<b>2</b>

**INDIVIDUAL DEFENSE (press box stats)**

**OILERS** – Leading Tackler: Stringer 11-2-13. Sacks: Bethea 1, Stensrud 1, Dorris 1. Int.: Perry 1. FR: Carter 1, Renfro 1.

**STEELERS** – Leading Tackler: Lambert 7-4-11. Sacks: Greenwood 1. Int.: Woodruff 1. FR: Shell 1, Blount 1.

**AFC WILD CARD GAME – 1980**  
**Oakland 27, Houston 7**  
**December 28, 1980 • Alameda County Coliseum**

The Raiders advanced to the divisional playoffs by shutting out the Oilers over the final three quarters. Oakland converted Earl Campbell's fumble on the first play of the game into Chris Bahr's 47-yard field goal, but Campbell came back to score on a one-yard plunge to give Houston a 7-3 lead. Jim Plunkett's one-yard touchdown pass to Todd Christensen early in the second quarter put the Raiders ahead to stay 10-7. Plunkett added another touchdown on a 44-yard pass to Arthur Whittington on the first play of the final period. Kenny King's 31-yard run set up Bahr's 37-yard field goal that gave Oakland a 20-7 edge. Lester Hayes added two interceptions to his NFL-leading 13 during the regular season. He picked off Ken Stabler's pass in the end zone to end a Houston scoring threat in the third period. In the fourth quarter Hayes' 20-yard interception return capped the Raiders' scoring.

Oakland	3	7	0	17	27
Houston	7	0	0	0	7

TEAM	SCORING PLAY	QTR-INTO
Raiders	Bahr 47 yd. field goal	1-1:45
Oilers	Campbell 1 yd. run (Fritsch kick)	1-13:15
Raiders	Christensen 1 yd. pass from Plunkett (Bahr kick)	2-9:25
Raiders	Whittington 44 yd. pass from Plunkett (Bahr kick)	4-0:07
Raiders	Bahr 37 yd. field goal	4-8:35
Raiders	Hayes 20 yd. interception return (Bahr kick)	4-9:31

**Missed FG:** Fritsch 45 short, 37 blocked  
**Attendance:** N/A

	Raiders	Oilers
First downs	12	18
3rd-down conversion-att	3-15-20%	2-15-13%
Total yards	250	275
Rushing yards	111	97
Passing yards	139	178
Passes-comp.-Int.	23-8-1	21-15-2
Punts-avg.	9-51.1	9-44.0
Punt return yards	6-29	7-84
Kickoff return yards	2-47	6-118
Fumbles-lost	2-0	1-1
Penalties-yards	14-91	8-64
Field goals made-att	2-2	0-2
Time of possession	27:56	32:04

RUSHING									
OILERS	Att	Yds	Lg	TD	RAIDERS	Att	Yds	Lg	TD
Campbell	27	91	14	1	King	13	55	27	0
Carpenter	5	9	4	0	Van Eeghen	14	46	9	0
Wilson	1	-3	-3	0	Whittington	5	11	7	0
					Jensen	2	0	0	0
					Plunkett	1	-1	-1	0
<b>TOTALS</b>	<b>29</b>	<b>97</b>	<b>22</b>	<b>0</b>	<b>TOTALS</b>	<b>35</b>	<b>111</b>	<b>27</b>	<b>0</b>

PASSING									
OILERS	Att	Cmp	Yds	TD-I	RAIDERS	Att	Cmp	Yds	TD-I
Stabler	26	15	243	0-2	Plunkett	23	8	168	2-1
Campbell	1	0	0	0-0					
<b>TOTALS</b>	<b>27</b>	<b>15</b>	<b>243</b>	<b>0-2</b>	<b>TOTALS</b>	<b>23</b>	<b>8</b>	<b>168</b>	<b>2-1</b>

RECEIVING									
OILERS	Rec	Yds	Lg	TD	RAIDERS	Rec	Yds	Lg	TD
Barber	4	83	33	0	Whittington	2	64	44	1
Renfro	3	69	39	0	Chester	2	12	10	0
Casper	3	31	12	0	King	1	37	37	0
Carpenter	3	26	14	0	Branch	1	33	33	0
Coleman	1	23	23	0	Van Eeghen	1	21	21	0
B. Johnson	1	11	11	0	Christensen	1	1	1	1
<b>TOTALS</b>	<b>15</b>	<b>243</b>	<b>39</b>	<b>0</b>	<b>TOTALS</b>	<b>8</b>	<b>168</b>	<b>44</b>	<b>2</b>

**INDIVIDUAL DEFENSE (press box stats)**

**OILERS** – Leading Tackler: Brazile 9-2-11. Sacks: Bethea 2.0, Bingham 1.0. Int.: Perry 1. FR: None.

**RAIDERS** – Leading Tackler: Kinlaw 8-2-10. Sacks: Davis 2.0, Hayes 2.0, Browning 1.0, Hendricks 1.0, Jones 1.0. Int.: Hayes 2. FR: McKinney 1, Davis 1.

# PLAYOFF GAME SUMMARIES

## AFC WILD CARD PLAYOFF GAME – 1987 Houston 23, Seattle 20 (OT) January 3, 1988 • Astrodome

Oilers kicker Tony Zendejas atoned for a fourth-quarter 29-yard field goal miss by converting a 42-yarder 8:05 into overtime to help Houston advance to the divisional playoffs for the first time since 1980. Quarterback Warren Moon completed 21 of 32 passes for 273 yards and one touchdown in his initial NFL playoff game. Drew Hill and Ernest Givins combined for 13 catches for 173 yards, including six for 71 on third downs. Wide receiver Willie Drewrey's first NFL touchdown catch, a 29-yarder, gave the Oilers a 20-13 lead in the third quarter. However, Seattle quarterback Dave Krieg hit wide receiver Steve Largent on a 12-yard scoring pass in the final 1:47 to tie the score and send the game into overtime. Houston held a 47:44 to 20:21 time-of-possession advantage over Seattle and outgained the Seahawks 437 yards to 250.

Seattle	7	3	3	7	0	20
Houston	3	10	7	0	3	23

TEAM	SCORING PLAY	QTR-INTO
Seahawks	Largent 20 yd. pass from Krieg (Johnson kick)	1-3:16
Oilers	Zendejas 47 yd. field goal	1-10:16
Oilers	Rozier 1 yd. run (Zendejas kick)	2-1:43
Oilers	Zendejas 49 yd. field goal	2-8:11
Seahawks	Johnson 33 yd. field goal	2-11:50
Seahawks	Johnson 41 yd. field goal	3-6:37
Oilers	Drewrey 29 yd. pass from Moon (Zendejas kick)	3-12:26
Seahawks	Largent 12 yd. pass from Krieg (Johnson kick)	4-14:34
Oilers	Zendejas 42 yd. field goal	5-8:05

**Missed FG:** Zendejas 52R, 29L  
**Attendance:** 49,622

	Seahawks	Oilers
First downs	11	27
3rd-down conversion-att	2-12-16%	10-18-55%
4th-down conversion-att	1-1-100%	0-0-0%
Total yards	250	437
Rushing yards	29	178
Passing yards	221	259
Passes-comp.-Int.	39-16-0	32-21-1
Punts-avg.	7-44.3	3-35.0
Punt return yards	2-66	4-27
Kickoff return yards	6-132	4-65
Fumbles-lost	1-1	2-1
Penalties-yards	3-20	4-25
Field goals made-att	2-2	3-5
Time of possession	20:21	47:44

RUSHING									
OILERS	Att	Yds	Lg	TD	SEAHAWKS	Att	Yds	Lg	TD
Rozier	21	66	11	1	Williams	7	27	10	0
Highsmith	12	74	16	0	Morris	4	2	4	0
Pinkett	11	29	5	0					
Moon	4	-2	0	0					
Wallace	2	11	9	0					
<b>TOTALS</b>	<b>50</b>	<b>178</b>	<b>16</b>	<b>1</b>	<b>TOTALS</b>	<b>11</b>	<b>29</b>	<b>10</b>	<b>0</b>

PASSING									
OILERS	Att	Cmp	Yds	TD-I	SEAHAWKS	Att	Cmp	Yds	TD-I
Moon	32	21	273	1-1	Krieg	38	16	237	2-0
					Williams	1	0	0	0-0
<b>TOTALS</b>	<b>32</b>	<b>21</b>	<b>273</b>	<b>1-1</b>	<b>TOTALS</b>	<b>39</b>	<b>16</b>	<b>237</b>	<b>2-0</b>

RECEIVING									
OILERS	Rec	Yds	Lg	TD	SEAHAWKS	Rec	Yds	Lg	TD
Rozier	1	7	7	0	Largent	7	132	33	2
Hill	6	84	15	0	Butler	3	73	32	0
Givins	7	89	19	0	Williams	2	5	3	0
Pinkett	1	3	3	0	Skansi	2	13	7	0
Highsmith	2	17	11	0	Morris	1	6	6	0
Drewrey	3	62	29	1	Tice	1	8	8	0
Wallace	1	11	11	0					
<b>TOTALS</b>	<b>21</b>	<b>273</b>	<b>29</b>	<b>1</b>	<b>TOTALS</b>	<b>16</b>	<b>237</b>	<b>33</b>	<b>2</b>

### INDIVIDUAL DEFENSE (press box stats)

**OILERS** – Leading Tackler: Bostic 2-3-5. Sacks: Childress 1.0, Meads 0.5, Lyles 0.5. Int.: Brown 1. FR: Bostic 1, Fuller 1.

**SEAHAWKS** – Leading Tackler: Bosworth 9-8-17. Sacks: Gaines 1, Bryant 1. Int.: Jenkins 1. FR: Young 1.

## AFC DIVISIONAL PLAYOFF GAME – 1987 Denver 34, Houston 10 January 10, 1988 • Mile High Stadium

John Elway passed for two touchdowns and ran for a third as the Broncos defeated the Oilers 34-10 to become the first AFC West team since the San Diego Chargers of 1980 and 1981 to play in consecutive AFC Championship Games. Denver capitalized on two Houston turnovers to take a 14-0 first quarter lead. Safety Steve Wilson recovered Warren Moon's lateral to Mike Rozier at the Oilers' 1-yard line to set up Gene Lang's one-yard run. Karl Mecklenburg's interception on Houston's next possession led to Elway's first touchdown pass, a 27-yarder to Clarence Kay. Kay also caught a one-yarder in the second quarter for the first two-touchdown game of his four-year career. Elway, who completed 14 of 25 passes for 259 yards, scored on a three-yard run with 4:23 remaining to seal the win.

Denver	14	10	3	7	34
Houston	0	3	0	7	10

TEAM	SCORING PLAY	QTR-INTO
Broncos	Lang 1 yd. run (Karlis kick)	1-6:19
Broncos	Kay 27 yd. pass from Elway (Karlis kick)	1-13:34
Broncos	Karlis 43 yd. field goal	2-3:20
Oilers	Zendejas 46 yd. field goal	2-9:03
Broncos	Kay 1 yd. pass from Elway (Karlis kick)	2-13:08
Broncos	Karlis 23 yd. field goal	3-2:29
Oilers	Givins 19 yd. pass from Moon (Zendejas kick)	4-6:38
Broncos	Elway 3 yd. run (Karlis kick)	4-10:33

**Missed FG:** None  
**Attendance:** 75,968

	Broncos	Oilers
First downs	19	20
3rd-down conversion-att	4-9-44%	8-16-50%
4th-down conversion-att	2-4-50%	1-1-100%
Total yards	316	337
Rushing yards	61	73
Passing yards	255	264
Passes-comp.-Int.	25-14-1	43-24-2
Punts-avg.	2-46.0	3-44.7
Punt return yards	2-15	0-0
Kickoff return yards	2-28	3-62
Fumbles-lost	0-0	2-1
Penalties-yards	4-35	10-73
Field goals made-att	2-2	1-1
Time of possession	27:27	32:33

RUSHING											
OILERS	Att	Yds	Lg	TD	BRONCOS	Att	Yds	Lg	TD		
Rozier	9	25	8	0	Winder	13	46	8	0		
Pinkett	6	20	8	0	Sewell	5	9	5	0		
Moon	5	15	7	0	Elway	4	8	4	1		
Highsmith	5	13	11	0	Bell	2	7	5	0		
Givins	1	0	0	0	Kubiak	2	-3	-1	0		
					Lang	3	-6	1	1		
<b>TOTALS</b>	<b>26</b>	<b>73</b>	<b>11</b>	<b>0</b>	<b>TOTALS</b>	<b>29</b>	<b>61</b>	<b>8</b>	<b>2</b>		

PASSING											
OILERS	Att	Cmp	Yds	TD-I	BRONCOS	Att	Cmp	Yds	TD-I		
Moon	43	24	264	1-2	Elway	25	14	259	2-1		
<b>TOTALS</b>	<b>43</b>	<b>24</b>	<b>264</b>	<b>1-2</b>	<b>TOTALS</b>	<b>25</b>	<b>14</b>	<b>259</b>	<b>2-1</b>		

RECEIVING											
OILERS	Rec	Yds	Lg	TD	BRONCOS	Rec	Yds	Lg	TD		
Hill	5	93	24	0	Johnson	4	105	55	0		
Givins	6	84	19	1	Kay	3	57	29	2		
Duncan	4	32	13	0	Sewell	3	41	25	0		
Highsmith	4	20	16	0	Lang	1	25	25	0		
Drewrey	2	17	9	0	Boddie	1	15	15	0		
Williams	1	7	7	0	Mobley	1	9	9	0		
Rozier	1	6	6	0	Nattiel	1	7	7	0		
Pinkett	1	5	5	0							
<b>TOTALS</b>	<b>24</b>	<b>264</b>	<b>24</b>	<b>1</b>	<b>TOTALS</b>	<b>14</b>	<b>259</b>	<b>55</b>	<b>2</b>		

### INDIVIDUAL DEFENSE (press box stats)

**OILERS** – Leading Tackler: Donaldson 7-1-8. Sacks: Martin 1. Int.: Allen 1. FR: None.

**BRONCOS** – Leading Tackler: Dennison 6-2-8. Sacks: None. Int.: Haynes 1, Mecklenburg 1. FR: Wilson 1.



# PLAYOFF GAME SUMMARIES

**AFC WILD CARD PLAYOFF GAME – 1988**  
**Houston 24, Cleveland 23**  
**December 24, 1988 • Cleveland Stadium**

The Oilers advanced to the AFC divisional round of the playoffs for the second straight year with a 24-23 win over the Browns. Allen Pinkett scored two touchdowns within a 15-second span of the second quarter, and Warren Moon rallied Houston with 10 fourth-quarter points for the win. Moon's 14-yard scoring pass to Pinkett seven seconds into the second quarter capped a 17-play, 91-yard drive and gave Houston a 7-3 lead. Nose tackle Richard Byrd recovered Don Strock's fumble on the Browns' next play from scrimmage, and Pinkett scored one play later on a 16-yard run for a 14-9 halftime lead. Mike Pagel replaced the injured Strock and completed a 14-yard touchdown pass to Webster Slaughter late in the third quarter for Cleveland's last lead of the day 16-14. Moon directed a 76-yard drive capped by Lorenzo White's one-yard run as Houston regained the lead 21-16. Richard Johnson's interception on the Browns' next possession led to Tony Zendejas's game-winning 49-yard field goal with 1:54 to play.

<b>Cleveland</b> . . . . .	3	6	7	7	23
<b>Houston</b> . . . . .	7	7	0	10	24

TEAM	SCORING PLAY	QTR-INTO
Browns	Bahr 33 yd. field goal	1-5:17
Oilers	Pinkett 14 yd. pass from Moon (Zendejas kick)	2-0:07
Oilers	Pinkett 16 yd. run (Zendejas kick)	2-0:22
Browns	Bahr 26 yd. field goal	2-6:27
Browns	Bahr 28 yd. field goal	2-11:41
Brwns	Slaughter 14 yd. pass from Pagel (Bahr kick)	3-12:24
Oilers	White 1 yd. run (Zendejas kick)	4-2:35
Oilers	Zendejas 49 yd. field goal	4-13:06
Browns	Slaughter 2 yd. pass from Pagel (Bahr kick)	4-14:29

**Missed FG:** None  
**Attendance:** 74,977

	Browns	Oilers
First downs	19	19
3rd-down conversion-att	5-12-41%	8-14-57%
4th-down conversion-att	0-0-0%	0-0-0%
Total yards	260	334
Rushing yards	68	129
Passing yards	192	205
Passes-comp.-Int.	28-19-1	26-16-3
Punts-avg.	3-35.3	3-37.7
Punt return yards	3-27	0-0
Kickoff return yards	3-75	5-72
Fumbles-lost	1-1	2-0
Penalties-yards	9-75	13-118
Field goals made-att	3-3	1-1
Time of possession	26:36	33:24

RUSHING									
OILERS	Att	Yds	Lg	TD	BROWNS	Att	Yds	Lg	TD
Pinkett	14	82	27	1	Mack	12	14	7	0
Highsmith	2	3	3	0	Byner	9	57	16	0
White	12	30	5	1	Strock	1	0	0	0
Moon	6	16	12	0	Pagel	1	-1	-1	0
Givins	1	-2	-2	0	Fonteno	3	-2	5	0
<b>TOTALS</b>	<b>35</b>	<b>129</b>	<b>27</b>	<b>2</b>	<b>TOTALS</b>	<b>26</b>	<b>68</b>	<b>16</b>	<b>0</b>

PASSING									
OILERS	Att	Cmp	Yds	TD-I	BROWNS	Att	Cmp	Yds	TD-I
Moon	26	16	213	1-3	Strock	3	2	13	0-0
					Pagel	25	17	179	2-1
<b>TOTALS</b>	<b>26</b>	<b>16</b>	<b>213</b>	<b>1-3</b>	<b>TOTALS</b>	<b>28</b>	<b>19</b>	<b>192</b>	<b>2-1</b>

RECEIVING									
OILERS	Rec	Yds	Lg	TD	BROWNS	Rec	Yds	Lg	TD
Pinkett	2	24	14	1	Mack	1	6	6	0
White	1	1	1	0	Slaughter	5	58	18	2
Hill	5	73	22	0	Byner	3	10	8	0
Highsmith	1	8	8	0	Langhorne	6	57	17	0
Duncan	2	33	18	0	Weathers	2	27	18	0
Jeffires	3	52	35	0	Brennan	2	34	25	0
Givins	1	8	8	0					
Williams	1	14	14	0					
<b>TOTALS</b>	<b>16</b>	<b>213</b>	<b>35</b>	<b>1</b>	<b>TOTALS</b>	<b>19</b>	<b>192</b>	<b>25</b>	<b>2</b>

**INDIVIDUAL DEFENSE (press box stats)**

**OILERS** – Leading Tackler: Allen 7-1-8. Sacks: None. Int.: Johnson 1. FR: Byrd 1.  
**BROWNS** – Leading Tackler: Golic 5-4-9. Sacks: Johnson 1.0. Int.: Wright 2, Harper 1. FR: None.

**AFC DIVISIONAL PLAYOFF GAME – 1988**  
**Buffalo 17, Houston 10**  
**January 1, 1989 • Rich Stadium**

Buffalo's special teams blocked a punt and a field goal, and the defense registered an interception and a fumble recovery in the fourth quarter, as the Bills advanced to their first-ever AFC Championship Game. Quarterback Jim Kelley completed a team-playoff record 19 of 33 passes for 244 yards with one interception. Rookie running back Thurman Thomas led all rushers with 75 yards on seven carries, including an 11-yard touchdown run that gave Buffalo a 14-3 lead in the third quarter. Robb Riddick's one-yard scoring run followed a blocked punt by safety Leonard Smith. Safety Mark Kelso intercepted a Warren Moon pass on the Oilers' second play of the fourth quarter. Derrick Burroughs's fumble recovery on Houston's next possession helped Buffalo preserve the win in their first-ever playoff game at Rich Stadium.

<b>Buffalo</b> . . . . .	0	7	7	3	17
<b>Houston</b> . . . . .	0	3	0	7	10

TEAM	SCORING PLAY	QTR-INTO
Bills	Riddick 1 yd. run (Norwood kick)	2-4:25
Oilers	Zendejas 35 yd. field goal	2-10:28
Bills	Thomas 11 yd. run (Norwood kick)	3-12:02
Bills	Norwood 27 yd. field goal	4-3:25
Oilers	Rozier 1 yd. run (Zendejas kick)	4-9:48

**Missed FG:** Zendejas 37 blocked, 31WL, Norwood 50, 36WL  
**Attendance:** 79,532

	Bills	Oilers
First downs	18	20
3rd-down conversion-att	3-14-21%	3-12-25%
4th-down conversion-att	0-2-0%	0-0-0%
Total yards	372	351
Rushing yards	135	125
Passing yards	237	226
Passes-comp.-Int.	33-19-1	33-17-1
Punts-avg.	4-39.3	6-37.2
Punt return yards	4-56	1-6
Kickoff return yards	3-57	4-48
Fumbles-lost	1-0	5-2
Penalties-yards	8-57	8-60
Field goals made-att	1-3	1-3
Time of possession	28:53	31:07

RUSHING											
OILERS	Att	Yds	Lg	TD	BILLS	Att	Yds	Lg	TD		
Highsmith	5	57	31	0	Thomas	7	75	40	1		
Rozier	13	44	8	0	Mueller	7	24	14	0		
Moon	5	11	5	0	Kelly	3	18	10	0		
Pinkett	3	13	10	0	Riddick	9	12	5	1		
					Reed	1	-1	-1	0		
					Harmon	1	7	7	0		
					Byrum	1	0	0	0		
<b>TOTALS</b>	<b>26</b>	<b>125</b>	<b>31</b>	<b>1</b>	<b>TOTALS</b>	<b>29</b>	<b>135</b>	<b>40</b>	<b>2</b>		

PASSING											
OILERS	Att	Cmp	Yds	TD-I	BILLS	Att	Cmp	Yds	TD-I		
Moon	33	17	240	0-1	Kelly	33	19	244	0-1		
<b>TOTALS</b>	<b>33</b>	<b>17</b>	<b>240</b>	<b>0-1</b>	<b>TOTALS</b>	<b>33</b>	<b>19</b>	<b>244</b>	<b>0-1</b>		

RECEIVING											
OILERS	Rec	Yds	Lg	TD	BILLS	Rec	Yds	Lg	TD		
Hill	4	62	21	0	Reed	6	91	53	0		
Highsmith	2	3	7	0	Metzelaars	1	7	7	0		
Jeffires	5	78	27	0	Burkett	3	55	26	0		
Givins	1	23	23	0	Johnson	3	31	18	0		
Duncan	1	9	9	0	Harmon	5	58	17	0		
Pinkett	2	21	15	0	Mueller	1	2	2	0		
Harris	2	44	29	0							
<b>TOTALS</b>	<b>17</b>	<b>240</b>	<b>29</b>	<b>0</b>	<b>TOTALS</b>	<b>19</b>	<b>244</b>	<b>53</b>	<b>0</b>		

**INDIVIDUAL DEFENSE (press box stats)**

**OILERS** – Leading Tackler: Brown 8-1-9, Grimsley 9-0-9. Sacks: Childress 1. Int.: Eaton 1. FR: Highsmith 1, Pinkett 1.  
**BILLS** – Leading Tackler: Talley 7-0-7, Still 5-2-7. Sacks: Talley 1, Smith 1. Int.: Kelso 1. FR: Smith 1, Bennett 1.

# PLAYOFF GAME SUMMARIES

## AFC WILD CARD PLAYOFF GAME – 1989 Pittsburgh 26, Houston 23 (OT) December 31, 1989 • Astrodome

Gary Anderson kicked a 50-yard field goal 3:26 into overtime to cap Pittsburgh's 26-23 comeback win over the Oilers and earn its first playoff victory since 1984. The Steelers, despite being outgained by Houston 380 to 289 total yards, led the game for more than three quarters. Rookie running back Tim Worley converted a fourth-and-one play into a nine-yard touchdown run and Anderson kicked field goals of 25, 30, and 48 yards for a 16-9 fourth-quarter lead. Warren Moon tied the score with an 18-yard touchdown pass to Ernest Givins and gave the Oilers their only lead, 23-16, when he found Givins on a nine-yard scoring pass with six minutes to play. Pittsburgh's Buddy Brister countered with an 82-yard, 11-play drive capped by Merrill Hoge's one-yard touchdown plunge with 46 seconds remaining. Anderson's extra point tied the score and sent the game into overtime. Rod Woodson recovered Lorenzo White's fumble on the Oilers' first play in overtime to set up Anderson's decisive field goal.

Pittsburgh	7	3	3	10	3	26
Houston	0	6	3	14	0	23

TEAM	SCORING PLAY	QTR-INTO
Steelers	Worley 9 yd. run (Anderson kick)	1-12:07
Oilers	Zendejas 26 yd. field goal	2-5:53
Oilers	Zendejas 35 yd. field goal	2-8:50
Steelers	Anderson 25 yd. field goal	2-13:03
Oilers	Zendejas 26 yd. field goal	3-3:30
Steelers	Anderson 30 yd. field goal	3-11:55
Steelers	Anderson 48 yd. field goal	4-0:30
Oilers	Givins 18 yd. pass from Moon (Zendejas kick)	4-5:46
Oilers	Givins 9 yd. pass from Moon (Zendejas kick)	4-8:58
Steelers	Hoge 2 yd. run (Anderson kick)	4-14:14
Steelers	Anderson 50 yd. field goal	5-3:26

Missed FG: Zendejas 55 Short  
Attendance: 58,306

	Steelers	Oilers
First downs	17	22
3rd-down conversion-att	3-14-21%	8-18-44%
4th-down conversion-att	1-1-100%	0-0-0%
Total yards	289	380
Rushing yards	177	65
Passing yards	112	315
Passes-comp.-Int.	33-15-0	48-29-0
Punts-avg.	6-25.3	4-33.0
Punt return yards	2-20	1-0
Kickoff return yards	6-99	2-27
Fumbles-lost	1-1	3-1
Penalties-yards	5-40	8-45
Field goals made-att	4-4	3-4
Time of possession	27:42	35:44

RUSHING									
OILERS	Att	Yds	Lg	TD	STEELERS	Att	Yds	Lg	TD
Highsmith	2	2	4	0	Hoge	17	100	49	1
Rozier	5	12	3	0	Worley	11	54	12	1
White	7	13	5	0	Brister	1	1	1	0
Pinkett	8	26	6	0	Stone	1	22	22	0
Moon	3	12	5	0					
<b>TOTALS</b>	<b>25</b>	<b>65</b>	<b>6</b>	<b>0</b>	<b>TOTALS</b>	<b>30</b>	<b>177</b>	<b>49</b>	<b>2</b>

PASSING									
OILERS	Att	Cmp	Yds	TD-I	STEELERS	Att	Cmp	Yds	TD-I
Moon	48	29	315	2-0	Brister	33	15	127	0-0
<b>TOTALS</b>	<b>48</b>	<b>29</b>	<b>315</b>	<b>2-0</b>	<b>TOTALS</b>	<b>33</b>	<b>15</b>	<b>127</b>	<b>0-0</b>

RECEIVING									
OILERS	Rec	Yds	Lg	TD	STEELERS	Rec	Yds	Lg	TD
Givins	11	136	30	2	Mularkey	3	40	20	0
Hill	6	98	32	0	Stock	1	7	7	0
Rozier	1	5	5	0	Worley	4	23	10	0
Jeffires	3	16	7	0	Hoge	3	26	17	0
Pinkett	3	24	12	0	Lipps	3	24	10	0
Duncan	2	15	9	0	Hill	1	7	7	0
Highsmith	3	21	11	0					
<b>TOTALS</b>	<b>29</b>	<b>315</b>	<b>32</b>	<b>2</b>	<b>TOTALS</b>	<b>15</b>	<b>127</b>	<b>20</b>	<b>0</b>

### INDIVIDUAL DEFENSE (press box stats)

**OILERS** – Leading Tackler: Meads 6-4-10. Sacks: Fairs 1.0. Int.: None. FF: Brown 1. FR: McDowell 1, Moon 1, Pinkett 1.

**STEELERS** – Leading Tackler: Woodson 6-2-8, Lake 4-4-8. Sacks: None. Int.: None. FF: Woodson 1, Stone 1. FR: Woodson 1.

## AFC WILD CARD PLAYOFF GAME – 1990 Cincinnati 41, Houston 14 January 6, 1991 • Riverfront Stadium

Boomer Esiason completed two touchdown passes and ran for a third in the Bengals' victory over the Oilers. Cincinnati built a 20-0 halftime lead as Ickey Woods ran one yard for a touchdown. Esiason flipped a two-yard scoring pass to Harold Green, and Jim Breech kicked two field goals (27 and 30 yards) in the first half. Cincinnati increased its lead to 34-0 in the third quarter when Eric Ball ran three yards for a touchdown and Esiason scored on a 10-yard keeper following James Francis's fumble recovery at Houston's 10-yard line. The Oilers scored on two touchdown passes from Cody Carlson to Ernest Givins (16 and 5 yards). Cincinnati held a 39:45 to 20:15 time-of-possession advantage.

Cincinnati	10	10	14	7	41
Houston	0	0	7	7	14

TEAM	SCORING PLAY	QTR-INTO
Bengals	Woods 1 yd. run (Breech kick)	1-6:24
Bengals	Breech 27 yd. field goal	1-13:50
Bengals	Green 2 yd. pass from Esiason (Breech kick)	2-5:42
Bengals	Breech 30 yd. field goal	2-14:17
Bengals	Ball 3 yd. run (Breech kick)	3-3:26
Bengals	Esiason 10 yd. run (Breech kick)	3-3:51
Oilers	Givins 16 yd. pass from Carlson (Garcia kick)	3-9:45
Bengals	Kattus 9 yd. pass from Esiason (Breech kick)	4-0:51
Oilers	Givins 5 yd. pass from Carlson (Garcia kick)	4-8:01

Missed FG: None  
Attendance: 60,012

	Bengals	Oilers
First downs	24	13
3rd-down conversion-att	4-13-30%	2-9-22%
4th-down conversion-att	2-2-100%	0-0-0%
Total yards	349	226
Rushing yards	187	67
Passing yards	162	165
Passes-comp.-Int.	25-15-1	33-16-1
Punts-avg.	3-45.0	6-42.6
Punt return yards	3-42	1-19
Kickoff return yards	3-58	6-114
Fumbles-lost	1-0	2-1
Penalties-yards	4-40	5-33
Field goals made-att	2-2	0-0
Time of possession	39:45	20:15

RUSHING											
OILERS	Att	Yds	Lg	TD	BENGALS	Att	Yds	Lg	TD		
White	4	2	5	0	Woods	6	11	4	1		
Carlson	4	22	12	0	Brooks	6	17	14	0		
Pinkett	5	43	16	0	Esiason	5	57	14	1		
					Ball	7	33	14	1		
					Green	11	55	12	0		
					Jennings	6	16	10	0		
					Wilhelm	3	-2	0	0		
<b>TOTALS</b>	<b>13</b>	<b>67</b>	<b>16</b>	<b>0</b>	<b>TOTALS</b>	<b>44</b>	<b>187</b>	<b>14</b>	<b>3</b>		

PASSING											
OILERS	Att	Cmp	Yds	TD-I	BENGALS	Att	Cmp	Yds	TD-I		
Carlson	33	16	165	2-1	Esiason	20	14	150	2-0		
					Wilhelm	5	1	12	0-0		
<b>TOTALS</b>	<b>33</b>	<b>16</b>	<b>165</b>	<b>2-1</b>	<b>TOTALS</b>	<b>25</b>	<b>15</b>	<b>162</b>	<b>2-0</b>		

RECEIVING											
OILERS	Rec	Yds	Lg	TD	BENGALS	Rec	Yds	Lg	TD		
White	1	5	5	0	Jennings	2	15	12	0		
Hill	1	5	5	0	Holman	2	51	46	0		
Jeffires	2	33	23	0	Woods	2	13	9	0		
Duncan	1	15	15	0	McGee	2	23	19	0		
Harris	4	37	17	0	Green	2	15	13	1		
Givins	6	60	16	2	Brown	2	14	9	0		
Pinkett	1	10	10	0	Kattus	2	19	10	1		
					Barber	1	12	12	0		
<b>TOTALS</b>	<b>16</b>	<b>165</b>	<b>23</b>	<b>2</b>	<b>TOTALS</b>	<b>12</b>	<b>152</b>	<b>46</b>	<b>2</b>		

### INDIVIDUAL DEFENSE (press box stats)

**OILERS** – Leading Tackler: Kinard 8-4-12. Sacks: None. Int.: None. FF: None. FR: None.

**BENGALS** – Leading Tackler: Thomas 6-1-7. Sacks: None. Int.: Fulcher 1. FF: None. FR: Francis 1, Jennings 1.

## PLAYOFF GAME SUMMARIES

### AFC WILD CARD PLAYOFF GAME – 1991 Houston 17, N.Y. Jets 10 December 29, 1991 • Astrodome

Warren Moon threw a pair of touchdown passes to Ernest Givins and the Oilers' defense stopped the Jets inside Houston's 5-yard line twice in the second half to preserve the victory. The Oilers led 14-10 entering the third quarter, when the Jets took the second-half kickoff and consumed more than eight minutes while driving to the Houston 8-yard line. On third down, Ken O'Brien's pass was intercepted by safety Bubba McDowell at the 2. After Al Del Greco's 53-yard field goal put the Oilers ahead 17-10 early in the fourth quarter, New York drove to the Houston 3. But on third down, Al Smith stopped Brad Baxter for no gain. The Jets had one more chance after recovering Moon's fumble at the Oilers' 26 with 4:59 left in the game, but New York could not convert a first down. For Houston, Moon completed 28 of 40 passes for 271 yards, and Drew Hill had nine catches for 77 yards.

<b>New York</b> .....	0	10	0	0	10
<b>Houston</b> .....	7	7	0	3	17

TEAM	SCORING PLAY	QTR-INTO
Oilers	E. Givins 5 yd. pass from Moon (Del Greco kick)	1-9:16
Jets	A. Toon 10 yd. pass from O'Brien (Allegre kick)	2-2:44
Oilers	E. Givins 20 yd. pass from Moon (Del Greco kick)	2-11:04
Jets	Allegre 33 yd. field goal	2-14:56
Oilers	Del Greco 53 yd. field goal	4-1:31

**Missed FG:** Greco 46WR  
**Attendance:** 61,485

	Jets	Oilers
First downs	18	21
3rd-down conversion-att	6-12-50%	8-14-57%
4th-down conversion-att	0-2-0%	0-0-0%
Total yards	285	303
Rushing yards	71	71
Passing yards	214	232
Passes-comp.-Int.	31-21-3	40-28-1
Punts-avg.	2-36	2-44.5
Punt return yards	0-0	0-0
Kickoff return yards	3-54	1-0
Fumbles-lost	0-0	3-1
Penalties-yards	5-45	8-55
Field goals made-att	1-1	1-2
Time of possession	26:20	33:40

RUSHING									
OILERS	Att	Yds	Lg	TD	JETS	Att	Yds	Lg	TD
L. White	17	65	12	0	J. Hector	11	43	8	0
W. Moon	3	6	7	0	B. Baxter	5	14	5	0
					K. O'Brien	2	10	8	0
					F. McNeil	5	4	5	0
<b>TOTALS</b>	<b>20</b>	<b>71</b>	<b>12</b>	<b>0</b>	<b>TOTALS</b>	<b>23</b>	<b>71</b>	<b>8</b>	<b>0</b>

PASSING									
OILERS	Att	Cmp	Yds	TD-I	JETS	Att	Cmp	Yds	TD-I
W. Moon	40	28	271	2-1	K. O'Brien	31	21	221	1-3
<b>TOTALS</b>	<b>40</b>	<b>28</b>	<b>271</b>	<b>2-1</b>	<b>TOTALS</b>	<b>31</b>	<b>21</b>	<b>221</b>	<b>1-3</b>

RECEIVING									
OILERS	Rec	Yds	Lg	TD	JETS	Rec	Yds	Lg	TD
E. Givins	6	83	35	2	A. Toon	8	96	22	1
D. Hill	9	77	20	0	R. Moore	4	70	31	0
H. Jeffries	4	49	24	0	F. McNeil	4	23	10	0
L. White	4	31	17	0	M. Boyer	3	20	11	0
C. Duncan	4	24	8	0	T. Mathis	2	12	6	0
L. Harris	1	7	7	0					
<b>TOTALS</b>	<b>28</b>	<b>271</b>	<b>35</b>	<b>2</b>	<b>TOTALS</b>	<b>21</b>	<b>221</b>	<b>31</b>	<b>1</b>

#### INDIVIDUAL DEFENSE (press box stats)

**OILERS** – Leading Tackler: Lathon 4-7-11. Sacks: Williams 1. Int.: McDowell 2, Orlando 1. FF: None. FR: Moon 2.

**JETS** – Leading Tackler: Clifton 5-6-11, Stargell 8-3-11. Sacks: Lewis 2.0, Lageman 1.0, Young 1.0. Int.: McMillan 1. FF: Young 1, Lageman 1. FR: Stargell 1.

### AFC DIVISIONAL PLAYOFF GAME – 1991 Denver 26, Houston 24 January 4, 1992 • Mile High Stadium

David Treadwell's 28-yard field goal with 16 seconds remaining capped a dramatic 87-yard drive in the closing moments to lift the Broncos over the Oilers. Treadwell's winning kick came shortly after John Elway's 44-yard completion to Vance Johnson on fourth-and-10 from the Denver 35-yard line. Earlier on the drive, Elway scrambled seven yards for a first down on fourth-and-6 from the 28. And it was Elway's 22-yard completion to Michael Young that got the Broncos out of a hole at their own 2-yard line. Denver started the winning drive there with no time outs left after Houston's Greg Montgomery dropped his punt out of bounds with 2:07 left in the game. Warren Moon passed for three touchdowns as Houston built first half leads of 14-0 and 21-6. But the Broncos defense stiffened, allowing only a field goal in the second half.

<b>Denver</b> .....	6	7	3	10	26
<b>Houston</b> .....	14	7	0	3	24

TEAM	SCORING PLAY	QTR-INTO
Oilers	H. Jeffries 15 yd. pass from Moon (Del Greco kick)	1-1:46
Oilers	D. Hill 9 yd. pass frm Moon (Del Greco kick)	1-9:44
Broncos	V. Johnson 10 yd. pass from Elway (kick no good)	1-13:43
Oilers	C. Duncan 6 yd. pass from Moon (Del Greco kick)	2-4:05
Broncos	G. Lewis 1 yd. run (Treadwell kick)	2-14:21
Broncos	D. Treadwell 49 yd. field goal	3-13:02
Oilers	A. Del Greco 25 yd. field goal	4-1:35
Broncos	G. Lewis 1 yd. run (Treadwell kick)	4-8:07
Broncos	D. Treadwell 28 yd. field goal	4-14:44

**Missed FG:** Del Greco 33WR  
**Attendance:** 75,301

	Broncos	Oilers
First downs	26	23
3rd-down conversion-att	5-11-45%	5-8-63%
4th-down conversion-att	3-3-100%	0-0-0%
Total yards	418	422
Rushing yards	151	97
Passing yards	267	325
Passes-comp.-Int.	34-20-1	36-27-1
Punts-avg.	2-40.5	1-44
Punt return yards	0-0	0-0
Kickoff return yards	4-88	6-82
Fumbles-lost	3-0	0-0
Penalties-yards	6-70	13-85
Field goals made-att	2-2	1-2
Time of possession	29:34	30:26

RUSHING									
OILERS	Att	Yds	Lg	TD	BRONCOS	Att	Yds	Lg	TD
L. White	17	79	10	0	G. Green	17	59	14	0
W. Moon	2	18	15	0	J. Elway	6	39	15	0
					R. Rivers	1	3	3	0
					G. Lewis	3	2	1	2
					S. Sewell	4	48	19	0
<b>TOTALS</b>	<b>19</b>	<b>97</b>	<b>15</b>	<b>0</b>	<b>TOTALS</b>	<b>31</b>	<b>151</b>	<b>19</b>	<b>2</b>

PASSING									
OILERS	Att	Cmp	Yds	TD-I	BRONCOS	Att	Cmp	Yds	TD-I
W. Moon	36	27	325	3-1	J. Elway	33	19	257	1-1
					S. Sewell	1	1	10	0-0
<b>TOTALS</b>	<b>36</b>	<b>27</b>	<b>325</b>	<b>3-1</b>	<b>TOTALS</b>	<b>34</b>	<b>20</b>	<b>267</b>	<b>1-1</b>

RECEIVING									
OILERS	Rec	Yds	Lg	TD	BRONCOS	Rec	Yds	Lg	TD
H. Jeffries	7	99	49	1	C. Kay	1	8	8	0
L. White	5	35	10	0	V. Johnson	5	78	44	1
E. Givins	6	111	29	0	D. Russell	1	20	20	0
D. Hill	2	21	12	1	S. Sharpe	3	20	7	0
C. Duncan	6	40	11	1	M. Young	4	85	32	0
T. Jones	1	19	19	0	R. Nattiel	2	27	23	0
					S. Sewell	3	28	16	0
					G. Green	1	1	1	0
<b>TOTALS</b>	<b>27</b>	<b>325</b>	<b>49</b>	<b>3</b>	<b>TOTALS</b>	<b>20</b>	<b>267</b>	<b>44</b>	<b>1</b>

#### INDIVIDUAL DEFENSE (press box stats)

**OILERS** – Leading Tackler: A. Smith 6-1-7, L. Lathon 6-1-7. Sacks: None. Int.: R. Johnson 1. FF: B. Orlando 1, A. Smith 1. FR: None.

**BRONCOS** – Leading Tackler: C. Dimry 9-0-9, M. Brooks 7-2-9. Sacks: None. Int.: S. Atwater 1. FF: None. FR: J. Davidson 1.

# PLAYOFF GAME SUMMARIES

**AFC WILD CARD PLAYOFF GAME – 1992**  
**Buffalo 41, Houston 38 (OT)**  
 January 3, 1993 • Rich Stadium

Warren Moon threw for 220 yards and four touchdowns in the first half as Houston jumped out to a 28-3 lead. Early in the third quarter, Oilers defensive back Bubba McDowell intercepted Frank Reich's first pass of the second half and returned it 58 yards for a touchdown as the Oilers took a commanding 32-point lead, 35-3. Then, Buffalo started the comeback, advancing 50 yards to score on Davis' 1-yard touchdown run to cut the deficit to 35-10. After a recovered onside kick by the Bills which led to a touchdown, and a 26-yard touchdown pass to wide receiver Andre Reed, the lead was trimmed to 35-24. On the Oilers' ensuing possession, Bills safety Henry Jones intercepted a pass from Moon which led to another touchdown pass from Reich to Reed. Kicker Al Del Greco attempted a field goal to increase the Oilers' lead, but the snap was fumbled. The Bills then scored on a 17-yard touchdown pass, taking the lead 38-35 with three minutes remaining in the game. A last minute drive ending in a 26-yard field goal from Del Greco would send the game into overtime. Early in overtime, Bills defensive back Nate Odomes intercepted a pass from Moon, setting up Steve Christie's 32-yard game-winning field goal.

Buffalo	..... 3	0	28	7	3	41
Houston	..... 7	21	7	3	0	38

TEAM	SCORING PLAY	QTR-LEFT
Oilers	H. Jeffries 3 pass from W. Moon (A. Del Greco kick)	1-5:51
Bills	S. Christie 36 field goal	1-1:24
Oilers	W. Slaughter 7 pass from W. Moon (A. Del Greco kick)	2-8:59
Oilers	C. Duncan 26 pass from W. Moon (A. Del Greco kick)	2-4:09
Oilers	H. Jeffries 27 pass from W. Moon (A. Del Greco kick)	2-0:14
Oilers	B. McDowell 58 INT return (A. Del Greco kick)	3-13:19
Bills	K. Davis 1 run (D. Christie, kick)	3-8:52
Bills	D. Beebe 38 pass from F. Reich (D. Christie kick)	3-7:56
Bills	A. Reed 26 pass from F. Reich (D. Christie kick)	3-4:21
Bills	A. Reed 18 pass from F. Reich (D. Christie kick)	3-2:00
Bills	A. Reed 17 pass from F. Reich (D. Christie kick)	4-3:08
Oilers	A. Del Greco 26 field goal	4-0:12
Bills	D. Christie 32 field goal	5-11:54

Missed FG: None  
 Attendance: 75,141

	Bills	Oilers
First downs	19	27
3rd-down conversion-att	8-15-53%	6-14-43%
4th-down conversion-att	2-3-67%	2-3-67%
Total yards	366	429
Rushing yards	98	82
Passing yards	268	347
Passes-comp.-Int.	34-21-1	50-36-2
Punts-avg.	2-35	2-24.5
Punt return yards	0-0	1-7
Kickoff return yards	5-55	4-27
Fumbles-lost	0-0	2-0
Penalties-yards	4-30	4-30
Field goals made-att	2-2	1-1
Time of possession	25:27	37:39

OILERS		RUSHING				BILLS			
Att	Yds	Lg	TD	Att	Yds	Lg	TD		
W. Moon	2	7	5	0	T. Thomas	11	26	6	0
L. White	19	75	14	0	K. Davis	13	68	35	1
Montgomery	1	0	0	0	C. Gardner	1	5	5	0
					F. Reich	1	-1	-1	0
<b>TOTALS</b>	<b>22</b>	<b>82</b>	<b>14</b>	<b>0</b>	<b>TOTALS</b>	<b>26</b>	<b>98</b>	<b>35</b>	<b>1</b>

OILERS		PASSING				BILLS			
Att	Cmp	Yds	TD-I	Att	Cmp	Yds	TD-I		
W. Moon	50	36	371	4-2	F. Reich	34	21	289	4-1
<b>TOTALS</b>	<b>50</b>	<b>36</b>	<b>371</b>	<b>4-2</b>	<b>TOTALS</b>	<b>34</b>	<b>21</b>	<b>289</b>	<b>4-1</b>

OILERS		RECEIVING				BILLS			
Rec	Yds	Lg	TD	Rec	Yds	Lg	TD		
C. Duncan	8	57	26	1	P. Metzelaars	3	43	2	0
W. Slaughter	8	73	18	1	A. Reed	8	136	27	3
H. Jeffries	8	98	32	2	T. Thomas	2	-3	1	0
E. Givins	9	117	27	0	D. Beebe	4	64	38	1
L. Harris	2	15	9	0	J. Lofton	2	24	18	0
L. White	1	11	11	0	K. Davis	2	25	19	0
<b>TOTALS</b>	<b>36</b>	<b>371</b>	<b>32</b>	<b>4</b>	<b>TOTALS</b>	<b>21</b>	<b>289</b>	<b>38</b>	<b>4</b>

**INDIVIDUAL DEFENSE (press box stats)**

**OILERS** – Leading Tackler: A. Smith 4-3-7. Sacks: W. Fuller 2.0, S. Jones 1.0. Int.: B. McDowell 1. FF: None. FR: None.

**BILLS** – Leading Tackler: P. Hansen 10-0-10. Sacks: J. Wright 2.0, P. Hansen 1.0, D. Talley 1.0. Int.: H. Jones 1, N. Odomes 1. FF: D. Talley 1. FR: None.

**AFC DIVISIONAL PLAYOFF GAME – 1993**  
**Kansas City 28, Houston 20**  
 January 16, 1994 • Astrodome

Joe Montana threw three second-half touchdown passes, including two just 54 seconds apart in the fourth quarter, to rally the Chiefs past the Oilers. Houston, which entered the game with an 11-game winning streak, jumped out to a 10-0 lead in the opening quarter and still led 13-7 after Al Del Greco's 43-yard field goal with 9:37 remaining in the fourth quarter. But Kansas City marched 71 yards in only 59 seconds, the key play a 38-yard pass interference penalty against Oilers cornerback Cris Dishman, to take the lead for the first time on Montana's 11-yard touchdown pass to J.J. Birden. On the next play from scrimmage, Chiefs linebacker Derrick Thomas sacked Warren Moon, forcing a fumble that defensive tackle Dan Saleaumua recovered at the Oilers' 12-yard line. On third down, Montana's 18-yard touchdown pass to Willie Davis put Kansas City ahead 21-13 with 7:44 left. Houston drove 80 yards to a touchdown to pull within one point with 3:45 to go, but Marcus Allen's 21-yard touchdown run at the 1:55 mark sealed the Oilers' fate.

Kansas City	..... 0	0	7	21	28
Houston	..... 10	0	0	10	20

TEAM	SCORING PLAY	QTR-LEFT
Oilers	A. Del Greco 49 field goal	1-11:10
Oilers	C. Brown 2 run (A. Del Greco kick)	1-1:59
Chiefs	K. Cash 7 pass from J. Montana (N. Lowery kick)	3-10:19
Oilers	A. Del Greco 43 field goal	4-9:37
Chiefs	J. Birden 11 pass from J. Montana (N. Lowery kick)	4-8:38
Chiefs	W. Davis 18 pass from J. Montana (N. Lowery kick)	4-7:44
Oilers	E. Givins 7 pass from W. Moon (A. Del Greco kick)	4-3:35
Chiefs	M. Allen 21 run (N. Lowery kick)	4-1:55

Missed FG: None  
 Attendance: 64,011

	Chiefs	Oilers
First downs	18	19
3rd-down conversion-att	6-12-50%	7-15-47%
4th-down conversion-att	0-1-0%	0-1-0%
Total yards	354	277
Rushing yards	71	39
Passing yards	283	238
Passes-comp.-Int.	38-22-2	43-32-1
Punts-avg.	3-45	5-48.6
Punt return yards	4-44	1-12
Kickoff return yards	2-38	3-50
Fumbles-lost	0-0	7-2
Penalties-yards	7-51	3-63
Field goals made-att	0-0	2-2
Time of possession	24:18	35:42

OILERS		RUSHING				CHIEFS			
Att	Yds	Lg	TD	Att	Yds	Lg	TD		
W. Moon	3	22	17	0	M. Allen	14	74	21	1
G. Brown	11	17	5	1	D. Krieg	2	-2	-1	0
					K. Anders	1	0	0	0
					J. Montana	1	-1	-1	0
<b>TOTALS</b>	<b>14</b>	<b>39</b>	<b>17</b>	<b>1</b>	<b>TOTALS</b>	<b>18</b>	<b>71</b>	<b>21</b>	<b>1</b>

OILERS		PASSING				CHIEFS			
Att	Cmp	Yds	TD-I	Att	Cmp	Yds	TD-I		
W. Moon	43	32	306	1-1	J. Montana	38	22	299	3-2
<b>TOTALS</b>	<b>43</b>	<b>32</b>	<b>306</b>	<b>1-1</b>	<b>TOTALS</b>	<b>38</b>	<b>22</b>	<b>299</b>	<b>3-2</b>

OILERS		RECEIVING				CHIEFS			
Rec	Yds	Lg	TD	Rec	Yds	Lg	TD		
H. Jeffries	9	88	28	0	J. Birden	6	60	14	1
E. Givins	7	63	15	1	W. Davis	5	96	36	1
G. Wellman	6	80	30	0	K. Cash	4	80	41	1
C. Duncan	6	49	14	0	T. Barnett	2	24	14	0
G. Brown	4	26	12	0	T. McNair	2	9	9	0
					M. Allen	1	12	12	0
					J. Hayes	1	9	9	0
					F. Jones	1	9	9	0
<b>TOTALS</b>	<b>32</b>	<b>306</b>	<b>30</b>	<b>1</b>	<b>TOTALS</b>	<b>22</b>	<b>299</b>	<b>41</b>	<b>3</b>

**INDIVIDUAL DEFENSE (press box stats)**

**OILERS** – Leading Tackler: B. Orlando 8-2-10. Sacks: W. Fuller 1.0, L. Lathon 1.0. Int.: S. Jackson 1, T. Hoage 1. FF: None. FR: None.

**CHIEFS** – Leading Tackler: A. Lewis 8-0-8, M. Bayless 6-2-8, C. Mincy 6-2-8. Sacks: A. Lewis 2.0, D. Thomas 2.0, B. Thompson 2.0, N. Smith 1.0, J. Phillips 1.0. Int.: C. Mincy 1. FF: None. FR: Saleaumua 1.

# PLAYOFF GAME SUMMARIES

**AFC WILD CARD PLAYOFF GAME – 1999**  
**Tennessee 22, Buffalo 16**  
**January 8, 2000 • Adelphia Coliseum**

One of the most memorable finishes in NFL playoff history gave the Titans the franchise's first playoff win since 1991, a 22-16 stunner over the visiting Buffalo Bills. After Steve Christie kicked a 41-yard field goal to give Buffalo a 16-15 lead with 16 seconds remaining, Kevin Dyson returned a Frank Wycheck lateral on the ensuing kickoff 75 yards for a touchdown with three seconds left in the game. The play, quickly dubbed as the "Music City Miracle," gave Tennessee a 22-16 lead that turned into a victory after Buffalo's last-ditch hopes for a matching return touchdown were thwarted. Eddie George paced Tennessee's offense with a 29-carry, 106-yard performance. The victory, in front of a franchise-record crowd at Adelphia Coliseum, allowed the franchise to advance to the AFC Divisional Playoffs for the first time since 1993. The Titans took a 12-0 lead into intermission, but the Bills stormed back behind two touchdowns from Antowain Smith that gave Buffalo a 13-12 lead with 11:08 remaining. Al Del Greco's 36-yard field goal gave the Titans a 15-13 lead with 1:48 remaining, setting up the game's final dramatic moments.

Buffalo	0	0	7	9	16
Tennessee	0	12	0	10	22

TEAM	SCORING PLAY	QTR-LEFT
Titans	R. Johnson sacked by J. Kearse for safety	2-11:19
Titans	S. McNair 1 run (A. Del Greco kick)	2-7:55
Titans	A. Del Greco 40 field goal	2-0:00
Bills	A. Smith 4 run (S. Christie kick)	3-12:28
Bills	A. Smith 1 run (Two-pt. attempt failed)	4-11:08
Titans	A. Del Greco 36 field goal	4-1:48
Bills	S. Christie 41 field goal	4-0:16
Titans	K. Dyson 75 kickoff return (A. Del Greco kick)	4-0:03

**Missed FG:** A. Del Greco 43W/L  
**Attendance:** 66,782

	Bills	Titans
First downs	13	16
3rd-down conversion-att	5-13-38%	4-16-25%
4th-down conversion-att	0-0-0%	0-0-0%
Total Yards	219	194
Rushing yards	123	139
Passing yards	96	55
Passes-comp.-Int.	22-10-0	24-13-0
Punts-avg.	8-38.5	7-41
Punt return yards	3-10	6-32
Kickoff return yards	4-73	5-192
Fumbles-lost	2-2	2-1
Penalties-yards	10-59	2-12
Field goals made-att	1-2	2-2
Time of possession	24:54	35:06

RUSHING									
TITANS	Att	Yds	Lg	TD	BILLS	Att	Yds	Lg	TD
E. George	29	106	9	0	A. Smith	14	79	44	2
S. McNair	6	19	10	1	J. Linton	5	25	12	0
R. Thomas	4	14	13	0	T. Thomas	5	10	9	0
					R. Johnson	3	9	4	0
<b>TOTALS</b>	<b>39</b>	<b>139</b>	<b>13</b>	<b>1</b>	<b>TOTALS</b>	<b>27</b>	<b>123</b>	<b>44</b>	<b>2</b>

PASSING									
TITANS	Att	Cmp	Yds	TD-I	BILLS	Att	Cmp	Yds	TD-I
S. McNair	24	13	76	0-1	R. Johnson	22	10	131	0-0
<b>TOTALS</b>	<b>24</b>	<b>13</b>	<b>76</b>	<b>0-1</b>	<b>TOTALS</b>	<b>22</b>	<b>10</b>	<b>131</b>	<b>0-0</b>

RECEIVING									
TITANS	Rec	Yds	Lg	TD	BILLS	Rec	Yds	Lg	TD
F. Wycheck	4	29	14	0	P. Price	5	62	15	0
J. Harris	4	20	10	0	E. Moulds	3	62	37	0
E. George	2	4	3	0	S. Gash	1	6	6	0
C. Sanders	1	11	11	0	B. Collins	1	1	1	0
Y. Thigpen	1	8	8	0					
K. Dyson	1	4	4	0					
<b>TOTALS</b>	<b>13</b>	<b>76</b>	<b>14</b>	<b>0</b>	<b>TOTALS</b>	<b>10</b>	<b>131</b>	<b>37</b>	<b>0</b>

**INDIVIDUAL DEFENSE (press box stats)**

**TITANS** – Leading Tackler: B. Bishop 6-1-7. Sacks: J. Kearse 2.0, J. Fisk 1.0, S. Rolle 1.0, J. Evans 1.0, K. Holmes 1.0. Int.: None. FF: J. Kearse 1. FR: B. Wortham 1.  
**BILLS** – Leading Tackler: J. Holecek 10-3-13. Sacks: B. Smith 2.5, P. Hansen 0.5. Int.: A. Winfield 1. FF: K. Schulz 1. FR: P. Hansen 1.

**AFC DIVISIONAL PLAYOFF GAME – 1999**  
**Tennessee 19, Indianapolis 16**  
**January 16, 2000 • RCA Dome**

Eddie George ran for a franchise playoff-record 162 yards and a touchdown as the Tennessee Titans advanced to their first AFC Championship Game since 1979 with a 19-16 victory over the Indianapolis Colts at the RCA Dome. George's 68-yard touchdown run on the first drive of the third quarter gave the Titans the lead for good, and Tennessee's defense held rookie standout Edgerrin James to only 56 yards rushing on 20 carries. Al Del Greco set franchise post-season records for field goals in a game and a career, kicking two of his four field goals in each half to give him 11 for his career. Indiana native Blaine Bishop led the inspired Tennessee defense with 11 tackles and two passes defensed, and the defensive unit as a whole held Peyton Manning in check, with the second-year signal caller completing only 19 of 43 passes for 227 yards in the loss. The Colts pulled within three points with 1:51 remaining on Manning's 15-yard TD run, but Yancey Thigpen sealed Tennessee's victory by recovering Danny Knight's ensuing onside kick.

Indianapolis	3	6	0	7	16
Tennessee	0	6	7	6	19

TEAM	SCORING PLAY	QTR-LEFT
Colts	M. Vanderjagt 40 field goal	1-7:13
Titans	A. Del Greco 49 field goal	2-14:56
Colts	M. Vanderjagt 40 field goal	2-5:38
Titans	A. Del Greco 37 field goal	2-3:15
Colts	M. Vanderjagt 34 field goal	2-0:01
Titans	E. George 68 run (A. Del Greco kick)	3-13:19
Titans	A. Del Greco 25 field goal	4-12:57
Titans	A. Del Greco 43 field goal	4-4:19
Colts	P. Manning 15 run (M. Vanderjagt kick)	4-1:51

**Missed FG:** None  
**Attendance:** 57,097

	Colts	Titans
First downs	19	13
3rd-down conversion-att	5-15-33%	3-14-21%
4th-down conversion-att	0-1-0%	0-0-0%
Total yards	305	309
Rushing yards	78	197
Passing yards	227	112
Passes-comp.-Int.	43-19-0	24-13-0
Punts-avg.	7-48.6	5-52
Punt return yards	2-24	3-49
Kickoff return yards	6-87	2-47
Fumbles-lost	1-0	1-1
Penalties-yards	7-60	9-78
Field goals made-att	3-3	4-4
Time of possession	28:55	31:05

RUSHING									
TITANS	Att	Yds	Lg	TD	COLTS	Att	Yds	Lg	TD
E. George	26	162	68	1	E. James	20	56	14	0
S. McNair	7	35	29	0	P. Manning	2	22	15	1
<b>TOTALS</b>	<b>33</b>	<b>197</b>	<b>68</b>	<b>1</b>	<b>TOTALS</b>	<b>22</b>	<b>78</b>	<b>15</b>	<b>1</b>

PASSING									
TITANS	Att	Cmp	Yds	TD-I	COLTS	Att	Cmp	Yds	TD-I
S. McNair	24	13	112	0-0	P. Manning	43	19	227	0-0
<b>TOTALS</b>	<b>24</b>	<b>13</b>	<b>112</b>	<b>0-0</b>	<b>TOTALS</b>	<b>43</b>	<b>19</b>	<b>227</b>	<b>0-0</b>

RECEIVING									
TITANS	Rec	Yds	Lg	TD	COLTS	Rec	Yds	Lg	TD
Y. Thigpen	3	19	7	0	M. Harrison	5	65	25	0
F. Wycheck	3	16	6	0	J. Pathon	5	44	13	0
E. George	3	14	6	0	T. Wilkins	4	55	23	0
C. Sanders	2	38	26	0	K. Dilger	2	12	7	0
K. Dyson	2	25	15	0	E.G. Green	1	33	33	0
					M. Pollard	1	10	10	0
					E. James	1	8	8	0
<b>TOTALS</b>	<b>13</b>	<b>112</b>	<b>26</b>	<b>0</b>	<b>TOTALS</b>	<b>19</b>	<b>227</b>	<b>33</b>	<b>0</b>

**INDIVIDUAL DEFENSE (press box stats)**

**TITANS** – Leading Tackler: B. Bishop 6-1-7. Sacks: None. Int.: None. FF: D. Sidney 1. FR: None.  
**COLTS** – Leading Tackler: M. Barber 9-1-10. Sacks: None. Int.: None. FF: None. FR: M. Thomas 1.

# PLAYOFF GAME SUMMARIES

**AFC CHAMPIONSHIP GAME – 1999**  
**Tennessee 33, Jacksonville 14**  
**January 23, 2000 • Alltel Stadium**

The Titans advanced to the Super Bowl for the first time in franchise history by defeating the Jacksonville Jaguars for the third time in the same season, 33-14, at Alltel Stadium. Steve McNair ran for 91 yards and two second-half touchdowns, combining with Eddie George for 177 yards rushing on the afternoon. The Titans' defense turned in a dominant performance, forcing six Jacksonville turnovers, including two fumbles and two interceptions from Mark Brunell. Jacksonville led 14-7 on a 33-yard TD run by James Stewart. But the Titans then scored 26 unanswered points, including an Al Del Greco 34-yard field goal that cut the Jaguar lead to 14-10 at halftime. McNair scored on a 1-yard run with 9:24 remaining in the third quarter, and after Mark Brunell was dropped for a safety, Derrick Mason ran the ensuing free kick 80 yards for a touchdown. McNair scored his second touchdown of the game with seven minutes remaining, sealing the 33-14 outcome. The win gave the Titans their first AFC Championship since the AFL-NFL merger, and advanced them to Super Bowl XXXIV against St. Louis.

Jacksonville	7	7	0	0	14
Tennessee	7	3	16	7	33

TEAM	SCORING PLAY	QTR-LEFT
Jaguars	K. Brady 7 pass from M. Brunell (M. Hollis kick)	1-11:20
Titans	Y. Thigpen 9 pass from S. McNair (A. Del Greco kick)	1-5:30
Jaguars	J. Stewart 33 run (M. Hollis kick)	2-4:36
Titans	A. Del Greco 34 field goal	2-0:20
Titans	S. McNair 1 run (A. Del Greco kick)	3-9:24
Titans	M. Brunell sacked by J. Evans & J. Fisk for safety	3-5:13
Titans	D. Mason 80 kickoff return (A. Del Greco kick)	3-4:56
Titans	S. McNair 1 run (A. Del Greco kick)	4-6:59

**Missed FG:** None  
**Attendance:** 75,206

	Jaguars	Titans
First downs	20	17
3rd-down conversion-att	3-10-30%	3-10-30%
4th-down conversion-att	0-2-0%	0-0-0%
Total yards	360	289
Rushing yards	144	177
Passing yards	216	112
Passes-comp.-Int.	38-19-2	23-14-1
Punts-avg.	3-45.3	5-39.8
Punt return yards	3-2	2-14
Kickoff return yards	6-80	4-174
Fumbles-lost	5-4	5-3
Penalties-yards	9-100	5-39
Field goals made-att	0-0	1-1
Time of possession	28:24	31:36

RUSHING									
TITANS	Att	Yds	Lg	TD	JAGUARS	Att	Yds	Lg	TD
S. McNair	9	91	51	2	F. Taylor	19	110	31	0
E. George	25	86	20	0	J. Stewart	3	35	33	1
					M. Brunell	1	-1	-1	0
<b>TOTALS</b>	<b>34</b>	<b>177</b>	<b>51</b>	<b>2</b>	<b>TOTALS</b>	<b>23</b>	<b>144</b>	<b>33</b>	<b>1</b>

PASSING									
TITANS	Att	Cmp	Yds	TD-I	JAGUARS	Att	Cmp	Yds	TD-I
S. McNair	23	14	112	1-1	M. Brunell	38	19	226	1-2
<b>TOTALS</b>	<b>23</b>	<b>14</b>	<b>112</b>	<b>1-1</b>	<b>TOTALS</b>	<b>38</b>	<b>19</b>	<b>226</b>	<b>1-2</b>

RECEIVING									
TITANS	Rec	Yds	Lg	TD	JAGUARS	Rec	Yds	Lg	TD
J. Harris	3	33	15	0	K. McCardell	6	67	18	0
E. George	3	19	15	0	J. Smith	5	92	37	0
I. Byrd	2	19	11	0	K. Brady	5	44	17	1
Y. Thigpen	2	16	9	1	F. Taylor	2	16	9	0
F. Wycheck	2	12	8	0	D. Jones	1	7	7	0
K. Dyson	1	12	1	0					
L. Neal	1	1	1	0					
<b>TOTALS</b>	<b>14</b>	<b>112</b>	<b>15</b>	<b>1</b>	<b>TOTALS</b>	<b>19</b>	<b>226</b>	<b>37</b>	<b>1</b>

**INDIVIDUAL DEFENSE (press box stats)**

**TITANS** – Leading Tackler: E. Robinson 6-1-7. Sacks: B. Bishop 1.0, K. Holmes 1.0, J. Evans 0.5, J. Fisk 0.5. Int.: M. Robertson 1, D. Mitchell 1. FF: E. Robinson 2, B. Bishop 1, K. Holmes 1. FR: D. Walker 1, J. Kearse 1, J. Fisk 1.  
**JAGUARS**– Leading Tackler: K. Hardy 6-4-10. Sacks: T. Brackens 1.0. Int.: F. Bryant 1. FF: T. Brackens 1, L. Marts 1, K. Hardy 1. FR: L. Marts 1, T. Brackens 1.

**SUPER BOWL XXXIV – 1999**  
**St. Louis 23, Tennessee 16**  
**January 30, 2000 • Georgia Dome**

The Titans' magical season ended at the Georgia Dome, as receiver Kevin Dyson was stopped just short of the goal line on the game's last play by Rams linebacker Mike Jones in a 23-16 St. Louis victory. The play ended an inspired two-minute drive led by Steve McNair, who broke Super Bowl records for rushing yards by a quarterback in both one game and one play for the Titans. The Rams held a 9-0 lead at halftime, extending their lead to 16-0 on a nine yard TD reception by Torry Holt with 7:20 left in the third quarter. The Titans charged back on two touchdown runs by Eddie George, and tied the score at 16 on a 43-yard Al Del Greco field goal with 2:12 remaining. On the first play of the ensuing drive, Isaac Bruce broke free and scored on a 73-yard touchdown pass from Kurt Warner, giving the Rams a seven-point advantage. McNair then led a 12-play, 87-yard drive that culminated in the completion to Dyson. McNair's prolific day included 64 yards rushing. George, meanwhile, rushed for 95 yards to become the Titans' career playoff rushing leader.

St. Louis	3	6	7	7	23
Tennessee	0	0	6	10	16

TEAM	SCORING PLAY	QTR-LEFT
Rams	J. Wilkins 27 yd. field goal	1-3:00
Rams	J. Wilkins 29 yd. field goal	2-4:16
Rams	J. Wilkins 28 yd. field goal	2-0:15
Rams	T. Holt 9 yd. pass from K. Warner (J. Wilkins kick)	3-7:20
Titans	E. George 1 yd. run (two-pt attempt failed)	3-0:14
Titans	E. George 2 yd. run (A. Del Greco kick)	4-7:21
Titans	Del Greco 43 yd. field goal	4-2:12
Rams	I. Bruce 73 yd. pass from K. Warner (J. Wilkins kick)	4-1:54

**Missed FG:** J. Wilkins 34WR, A. Del Greco 47WL, 47B  
**Attendance:** 72,625

	Rams	Titans
First downs	23	27
3rd-down conversion-att	5-12-42%	6-13-46%
4th-down conversion-att	0-1-0%	1-1-100%
Total yards	436	367
Rushing yards	29	159
Passing yards	407	208
Passes-comp.-Int.	45-24-0	36-22-0
Punts-avg.	2-38.2	3-43
Punt return yards	2-8	1-1
Kickoff return yards	4-55	5-122
Fumbles-lost	2-0	1-0
Penalties-yards	8-60	7-45
Field goals made-att	3-4	1-3
Time of possession	23:34	36:26

RUSHING											
TITANS	Att	Yds	Lg	TD	RAMS	Att	Yds	Lg	TD		
E. George	28	95	13	2	M. Faulk	10	17	4	0		
S. McNair	8	64	23	0	R. Holcombe	1	11	11	0		
					K. Warner	1	1	1	0		
					M. Horan	1	0	0	0		
<b>TOTALS</b>	<b>36</b>	<b>159</b>	<b>23</b>	<b>2</b>	<b>TOTALS</b>	<b>13</b>	<b>29</b>	<b>11</b>	<b>0</b>		

PASSING											
TITANS	Att	Cmp	Yds	TD-I	RAMS	Att	Cmp	Yds	TD-I		
S. McNair	36	22	214	0-0	K. Warner	45	24	414	2-0		
<b>TOTALS</b>	<b>36</b>	<b>22</b>	<b>214</b>	<b>0-0</b>	<b>TOTALS</b>	<b>45</b>	<b>24</b>	<b>414</b>	<b>2-0</b>		

RECEIVING											
TITANS	Rec	Yds	Lg	TD	RAMS	Rec	Yds	Lg	TD		
J. Harris	7	64	21	0	T. Holt	7	109	32	1		
F. Wycheck	5	35	13	0	I. Bruce	6	162	73	1		
K. Dyson	4	41	16	0	M. Faulk	5	90	52	0		
E. George	2	35	32	0	A. Hakim	1	17	17	0		
I. Byrd	2	21	21	0	E. Conwell	1	16	16	0		
D. Mason	2	18	9	0	R. Proehl	1	11	11	0		
					R. Williams	1	9	9	0		
					R. Holcombe	1	1	1	0		
					F. Miller	1	-1	-1	0		
<b>TOTALS</b>	<b>22</b>	<b>214</b>	<b>32</b>	<b>0</b>	<b>TOTALS</b>	<b>24</b>	<b>414</b>	<b>73</b>	<b>2</b>		

**INDIVIDUAL DEFENSE (press box stats)**

**TITANS** – Leading Tackler: B. Bishop 4-1-5, A. Dorsett 1-4-5. Sacks: J. Fisk 1.0. Int.: None. FF: None. FR: None.  
**RAMS**– Leading Tackler: B. Jenkins 9-3-12. Sacks: K. Carter 1.0. Int.: None. FF: B. Jenkins 1. FR: None.

# PLAYOFF GAME SUMMARIES

## AFC DIVISIONAL PLAYOFF GAME – 2000 Baltimore 24, Tennessee 10 January 7, 2001 • Adelphia Coliseum

The Baltimore Ravens used big plays on defense and special teams to advance to the AFC Championship Game with a 24-10 victory over the Tennessee Titans at Adelphia Coliseum. Anthony Mitchell returned a blocked Al Del Greco field goal attempt 90 yards for a touchdown to break a 10-10 tie, and NFL Defensive Player of the Year Ray Lewis returned an interception 50 yards for a touchdown to seal Baltimore's win with 6:41 remaining in the fourth quarter. The Titans took control of the game early, as Eddie George capped off an opening drive that spanned 11 plays and 58 yards with a two-yard touchdown run. Regardless of the final score, it was a dominant performance by the Tennessee defense, as they held the Ravens to six first downs, 134 total yards, and only five completions by Baltimore quarterback Trent Dilfer. Offensively, the Titans dominated Baltimore in first downs (23 to 6), rushing yards (126 to 49) and passing yards (191 to 85), but Baltimore's big plays were ultimately too much to overcome. The loss ended the Titans' reign as AFC Champions and their season at 13-4.

Baltimore	0	7	3	14	24
Tennessee	7	0	3	0	10

TEAM	SCORING PLAY	QTR-LEFT
Titans	E. George 2 run (A. Del Greco kick)	1-7:43
Ravens	Ja. Lewis 1 run (M. Stover kick)	2-9:46
Titans	A. Del Greco 21 field goal	3-8:14
Ravens	M. Stover 38 field goal	3-3:05
Ravens	A. Mitchell 90 field goal return (M. Stover kick)	4-12:12
Ravens	R. Lewis 50 interception return (M. Stover kick)	4-6:41

**Missed FG:** A. Del Greco 45B, 31LU, 37B

**Attendance:** 68,527

	Ravens	Titans
First downs	6	23
3rd-down conversion-att	2-11-18%	5-16-31%
4th-down conversion-att	0-0-0%	0-2-0%
Total yards	134	317
Rushing yards	49	126
Passing yards	85	191
Passes-comp.-Int.	17-5-0	47-25-1
Punts-avg.	8-27.6	5-37.8
Punt return yards	1-4	2-5
Kickoff return yards	3-69	4-55
Fumbles-lost	0-0	0-0
Penalties-yards	7-50	6-55
Field goals made-att	1-1	1-4
Time of possession	19:31	40:29

RUSHING									
TITANS	Att	Yds	Lg	TD	RAVENS	Att	Yds	Lg	TD
E. George	27	91	15	1	Ja. Lewis	17	47	14	1
S. McNair	5	31	11	0	T. Dilfer	4	1	4	0
R. Thomas	1	4	4	0	Je. Lewis	1	1	1	0
					S. Gash	1	0	0	0
<b>TOTALS</b>	<b>33</b>	<b>126</b>	<b>15</b>	<b>1</b>	<b>TOTALS</b>	<b>23</b>	<b>49</b>	<b>14</b>	<b>1</b>

PASSING									
TITANS	Att	Cmp	Yds	TD-I	RAVENS	Att	Cmp	Yds	TD-I
S. McNair	46	24	176	0-1	T. Dilfer	16	5	117	0-0
N. O'Donnell	1	1	19	0-0	T. Banks	1	0	0	0-0
<b>TOTALS</b>	<b>47</b>	<b>25</b>	<b>195</b>	<b>0-1</b>	<b>TOTALS</b>	<b>17</b>	<b>5</b>	<b>117</b>	<b>0-0</b>

RECEIVING									
TITANS	Rec	Yds	Lg	TD	RAVENS	Rec	Yds	Lg	TD
E. George	8	5	10	0	Q. Ismail	3	53	33	0
D. Mason	7	88	19	0	S. Sharpe	1	56	56	0
F. Wycheck	5	31	13	0	B. Stokley	1	8	8	0
Y. Thigpen	3	25	11	0					
E. Kinney	1	9	9	0					
S. McNair	1	-10	-10	0					
<b>TOTALS</b>	<b>25</b>	<b>195</b>	<b>19</b>	<b>0</b>	<b>TOTALS</b>	<b>5</b>	<b>117</b>	<b>56</b>	<b>0</b>

### INDIVIDUAL DEFENSE (press box stats)

**TITANS** – Leading Tackler: R. Godfrey 7-2-9. Sacks: R. Godfrey 1.0, J. Fisk 1.0, H. Ford 1.0. Int.: None. FF: None. FR: None.

**RAVENS** – Leading Tackler: R. Lewis 9-3-12. Sacks: S. Adams 1.0. Int.: R. Lewis 1. FF: None. FR: None.

## AFC DIVISIONAL PLAYOFF GAME – 2002 Tennessee 34, Pittsburgh 31 (OT) January 11, 2003 • Adelphia Coliseum

Joe Nedney got a chance for redemption and made a 26-yard field goal 2:15 into overtime that gave the Titans a bruising 34-31 playoff victory over the Pittsburgh Steelers. The kick was the result of a penalty on the previous play by cornerback Dewayne Washington. He drew a 5-yard flag for running into Nedney, giving the kicker another chance after he hooked a 31-yard attempt wide right. Titans quarterback Steve McNair passed for 338 yards and two touchdowns in the game, while tight end Frank Wycheck set a career high with 123 yards on 10 receptions. The Titans scored the game's first 14 points on McNair and Eddie George runs before the Steelers responded with 20 unanswered points. Wycheck and Erron Kinney each caught touchdown passes in the second half. Nedney's game-winner gave the Titans their first victory in four playoff games against Pittsburgh and propelled them into the AFC Championship Game at Oakland.

Pittsburgh	0	13	7	11	0	31
Tennessee	14	0	14	3	3	34

TEAM	SCORING PLAY	QTR-LEFT
Titans	S. McNair 8 run (J. Nedney kick)	1-11:01
Titans	E. George 1 run (J. Nedney kick)	1-0:17
Steelers	H. Ward 8 pass from T. Maddox (J. Reed kick)	2-9:29
Steelers	J. Reed 30 field goal	2-6:47
Steelers	J. Reed 39 field goal	2-0:00
Steelers	A. Zereoue 31 run (J. Reed kick)	3-14:37
Titans	F. Wycheck 7 pass from S. McNair (J. Nedney kick)	3-9:37
Titans	E. Kinney 2 pass from S. McNair (J. Nedney kick)	3-4:38
Steelers	H. Ward 21 pass from T. Maddox (H. Ward to P. Burress pass)	4-10:09
Steelers	J. Reed 40 yd. field goal	4-8:30
Titans	J. Nedney 42 yd. field goal	4-5:40
Titans	J. Nedney 26 yd. field goal	5-12:45

**Missed FG:** J. Reed 44WL, J. Nedney 48WR

**Attendance:** 68,809

	Steelers	Titans
First downs	21	29
3rd-down conversion-att	4-14-29%	12-18-67%
4th-down conversion-att	0-0-0%	1-1-100%
Total yards	324	430
Rushing yards	67	99
Passing yards	257	331
Passes-comp.-Int.	42-21-1	45-27-2
Punts-avg.	6-31.8	4-28.8
Punt return yards	2-14	1-9
Kickoff return yards	6-138	7-116
Fumbles-lost	0-0	2-2
Penalties-yards	6-41	8-92
Field goals made-att	3-4	2-3
Time of possession	24:43	37:32

RUSHING									
TITANS	Att	Yds	Lg	TD	STEELERS	Att	Yds	Lg	TD
E. George	15	33	9	1	A. Zereoue	14	49	31	1
S. McNair	8	29	8	1	A. Randle El	1	11	11	0
D. Mason	2	20	16	0	J. Bettis	3	6	4	0
R. Holcombe	11	17	11	0	H. Ward	2	1	1	0
<b>TOTALS</b>	<b>36</b>	<b>99</b>	<b>16</b>	<b>2</b>	<b>TOTALS</b>	<b>20</b>	<b>67</b>	<b>31</b>	<b>1</b>

PASSING									
TITANS	Att	Cmp	Yds	TD-I	STEELERS	Att	Cmp	Yds	TD-I
S. McNair	44	27	338	2-2	T. Maddox	41	21	266	2-1
N. O'Donnell	1	0	0	0-0	A. Randle El	1	0	0	0-0
<b>TOTALS</b>	<b>45</b>	<b>27</b>	<b>338</b>	<b>2-0</b>	<b>TOTALS</b>	<b>42</b>	<b>21</b>	<b>266</b>	<b>2-1</b>

RECEIVING									
TITANS	Rec	Yds	Lg	TD	STEELERS	Rec	Yds	Lg	TD
F. Wycheck	10	123	39	1	H. Ward	7	82	21	2
D. Bennett	7	85	20	0	A. Randle El	4	53	30	0
D. Mason	5	47	18	0	T. Mathis	3	40	22	0
J. McCareins	2	53	31	0	P. Burress	2	62	40	0
E. Kinney	2	20	18	1	D. Kreider	2	14	8	0
R. Holcombe	1	10	10	0	A. Zereoue	2	10	6	0
					C. Ma'afala	1	5	5	0
<b>TOTALS</b>	<b>27</b>	<b>338</b>	<b>39</b>	<b>2</b>	<b>TOTALS</b>	<b>21</b>	<b>266</b>	<b>40</b>	<b>2</b>

### INDIVIDUAL DEFENSE (press box stats)

**TITANS** – Leading Tackler: K. Bulluck 5-4-9. Sacks: D. Mitchell 1.0. Int.: S. Rolle 1. FF: None. FR: None.

**STEELERS** – Leading Tackler: L. Flowers 9-2-11, L. Foote 7-4-11. Sacks: K. Von Oelhoffen 1.0. Int.: D. Townsend 1, C. Scott 1. FF: C. Hampton 1. FR: L. Flowers 1, A. Smith 1.

# PLAYOFF GAME SUMMARIES

## AFC CHAMPIONSHIP GAME – 2002 Oakland 41, Tennessee 24

January 19, 2003 • Network Associates Stadium

The Raiders scored 14 unanswered points in the fourth quarter, closing out the Titans 41-24 to advance to Super Bowl XXXVII against Tampa Bay. Steve McNair's second rushing touchdown of the game pulled Tennessee within 27-24 at the end of the third quarter, but Rich Gannon scored on a 2-yard run and Zack Crockett added a 7-yard scoring run, ending a drive that consumed 6:29 on the clock late in the contest. The game's momentum changed before halftime when Oakland turned back-to-back fumbles by Tennessee into 10 points to close out the first half, taking a 24-17 lead at intermission. The Titans had scored 10 unanswered points to take their first lead of the game, 17-14, on McNair's 9-yard rushing touchdown. But a fumble by Robert Holcombe turned into a 1-yard touchdown pass from Gannon to Doug Jolley two plays later. Then John Simon fumbled the ensuing kickoff which Sebastian Janikowski turned into a 43-yard field goal as time expired at intermission.

Tennessee	..... 7	10	7	0	24
Oakland	..... 14	10	3	14	41

TEAM	SCORING PLAY	QTR-LEFT
Raiders	J. Porter 3 pass from R. Gannon (S. Janikowski kick)	1-10:59
Titans	D. Bennett 33 pass from S. McNair (J. Nedney kick)	1-5:59
Raiders	C. Garner 12 pass from R. Gannon (S. Janikowski kick)	1-2:47
Titans	J. Nedney 29 field goal	2-12:39
Titans	S. McNair 9 run (J. Nedney kick)	2-2:47
Raiders	S. Jolley 1 pass from R. Gannon (S. Janikowski kick)	2-1:00
Raiders	S. Janikowski 43 field goal	2-0:00
Raiders	S. Janikowski 32 field goal	3-4:29
Titans	S. McNair 13 run (C. Hentrich kick)	3-0:31
Raiders	R. Gannon 2 run (S. Janikowski kick)	4-11:27
Raiders	Z. Crockett 7 run (S. Janikowski kick)	4-3:25

Missed FG: None  
Attendance: 62,544

	Raiders	Titans
First downs	25	28
3rd-down conversion-att	4-9-44%	6-12-50%
4th-down conversion-att	0-0-0%	0-2-0%
Total yards	375	312
Rushing yards	89	138
Passing yards	286	174
Passes-comp.-Int.	41-29-0	36-21-0
Punts-avg.	3-40	3-32.0
Punt return yards	0-0	1-11
Kickoff return yards	5-143	7-131
Fumbles-lost	3-1	2-2
Penalties-yards	14-127	7-60
Field goals made-att	2-2	1-1
Time of possession	26:25	33:35

RUSHING									
TITANS	Att	Yds	Lg	TD	RAIDERS	Att	Yds	Lg	TD
E. George	15	67	17	0	R. Gannon	8	41	14	1
S. McNair	5	53	16	2	C. Garner	7	36	18	0
R. Holcombe	9	24	7	0	Z. Crockett	1	7	7	1
C. Hentrich	1	-6	-6	0	T. Wheatley	1	5	5	0
<b>TOTALS</b>	<b>30</b>	<b>138</b>	<b>17</b>	<b>2</b>	<b>TOTALS</b>	<b>17</b>	<b>89</b>	<b>18</b>	<b>2</b>

PASSING									
TITANS	Att	Cmp	Yds	TD-I	RAIDERS	Att	Cmp	Yds	TD-I
S. McNair	36	21	194	1-0	R. Gannon	41	29	286	3-0
<b>TOTALS</b>	<b>36</b>	<b>21</b>	<b>194</b>	<b>1-0</b>	<b>TOTALS</b>	<b>41</b>	<b>29</b>	<b>286</b>	<b>3-0</b>

RECEIVING									
TITANS	Rec	Yds	Lg	TD	RAIDERS	Rec	Yds	Lg	TD
D. Mason	5	41	14	0	T. Brown	9	73	14	0
R. Holcombe	5	25	9	0	C. Garner	7	55	17	1
F. Wycheck	4	41	18	0	J. Rice	5	79	29	0
D. Bennett	3	58	33	1	J. Porter	4	52	31	1
E. Kinney	2	15	14	0	D. Jolley	3	13	7	1
E. George	1	9	9	0	J. Ritchie	1	14	14	0
E. Berlin	1	5	5	0					
<b>TOTALS</b>	<b>21</b>	<b>194</b>	<b>33</b>	<b>1</b>	<b>TOTALS</b>	<b>29</b>	<b>286</b>	<b>31</b>	<b>3</b>

### INDIVIDUAL DEFENSE (press box stats)

**TITANS** – Leading Tackler: D. Mitchell 7-1-8. Sacks: None. Int.: None. FF: T. Williams 1, K. Carter 1. FR: S. Rolle 1.

**RAIDERS** – Leading Tackler: E. Barton 7-1-8, C. Woodson 5-3-8. Sacks: N. Harris 1, J. Parrella 1. Int.: None. FF: E. Barton 1. FR: A. Dorsett 1.

## AFC WILD CARD PLAYOFF GAME – 2003 Tennessee 20, Baltimore 17

January 3, 2004 – M&T Bank Stadium

NFL career scoring leader Gary Anderson kicked a 46-yard field goal with 29 seconds left after a courageous effort by a limping Steve McNair, giving the Titans a 20-17 victory in the first-round AFC Wild Card playoff game. McNair, named the league's co-MVP just 24 hours before kickoff, engineered an eight-play, 35-yard drive to set up the winning kick, and Eddie George finished with 88 yards on 25 carries, despite playing with a dislocated shoulder in the second half. In the process, Tennessee snapped a five-game losing streak against the Ravens. The Titans held 2003 NFL rushing champion Jamal Lewis to a season-low 35 yards. The Titans got the better of Ravens linebacker Ray Lewis, the AP NFL Defensive Player of the Year. George ran repeatedly at him all game, dispelling any myth that Lewis owned the 1-on-1 battle. The Titans took a 14-10 lead in the third quarter when McNair threw a 49-yard touchdown pass to Justin McCareins. Tennessee took a 7-0 lead in the first quarter on Chris Brown's first career touchdown from six yards out. The Titans held Lewis to 12 yards rushing on seven carries in the first half and outgained Baltimore 108-15 in the first quarter.

Tennessee	..... 7	0	7	6	20
Baltimore	..... 7	3	0	7	17

TEAM	SCORING PLAY	QTR-LEFT
Titans	C. Brown 6 run (G. Anderson kick)	1-8:54
Ravens	W. Demps 56 interception return (M. Stover kick)	1-6:12
Ravens	M. Stover 43 field goal	2-1:55
Titans	J. McCareins 49 pass from S. McNair (G. Anderson kick)	3-7:59
Titans	G. Anderson 45 field goal	4-9:13
Ravens	T. Heap 35 pass from A. Wright (M. Stover kick)	4-4:30
Titans	G. Anderson 46 field goal	4-0:29

Missed FG: None  
Attendance: 69,452

	Ravens	Titans
First downs	12	16
3rd-down conversion-att	3-12-25%	6-15-40%
4th-down conversion-att	0-0-0%	0-0-0%
Total yards	255	324
Rushing yards	54	165
Passing yards	201	159
Passes-comp.-Int.	37-20-2	23-14-3
Punts-avg.	8-48.8	6-44.7
Punt return yards	2-2	6-70
Kickoff return yards	4-79	4-61
Fumbles-lost	1-0	0-0
Penalties-yards	8-70	6-55
Field goals made-att	1-1	2-2
Time of possession	24:52	35:08

RUSHING									
TITANS	Att	Yds	Lg	TD	RAVENS	Att	Yds	Lg	TD
E. George	25	88	13	0	J. Lewis	14	35	8	0
C. Brown	11	61	16	1	A. Wright	2	19	11	0
S. McNair	4	16	9	0					
<b>TOTALS</b>	<b>40</b>	<b>165</b>	<b>16</b>	<b>1</b>	<b>TOTALS</b>	<b>16</b>	<b>54</b>	<b>11</b>	<b>0</b>

PASSING									
TITANS	Att	Cmp	Yds	TD-I	RAVENS	Att	Cmp	Yds	TD-I
S. McNair	23	14	159	1-3	A. Wright	37	20	214	1-2
<b>TOTALS</b>	<b>23</b>	<b>12</b>	<b>159</b>	<b>1-3</b>	<b>TOTALS</b>	<b>37</b>	<b>20</b>	<b>214</b>	<b>1-2</b>

RECEIVING									
TITANS	Rec	Yds	Lg	TD	RAVENS	Rec	Yds	Lg	TD
D. Mason	3	28	12	0	T. Taylor	7	82	30	0
J. McCareins	2	62	49	1	T. Heap	6	80	35	1
F. Wycheck	2	17	14	0	C. Taylor	2	19	16	0
E. Kinney	2	12	6	0	T. Jones	2	16	9	0
E. George	2	9	6	0	J. Lewis	2	4	6	0
D. Bennett	1	17	17	0	M. Robinson	1	13	13	0
T. Calico	1	12	12	0					
C. Brown	1	2	2	0					
<b>TOTALS</b>	<b>14</b>	<b>159</b>	<b>49</b>	<b>1</b>	<b>TOTALS</b>	<b>20</b>	<b>214</b>	<b>35</b>	<b>1</b>

### INDIVIDUAL DEFENSE (press box stats)

**TITANS** – Leading Tackler: K. Bulluck 8-0-8. Sacks: A. Haynesworth 1.0, K. Carter 1. Int.: S. Rolle 1, A. Dyson 1. FF: None. FR: None.

**RAVENS** – Leading Tackler: R. Lewis 11-6-17. Sacks: None. Int.: W. Demps 1, C. McAlister 1, E. Reed 1. FF: None. FR: None.



# PLAYOFF GAME SUMMARIES

**AFC DIVISIONAL PLAYOFF GAME – 2003**  
**New England 17, Tennessee 14**  
**January 10, 2004 – Gillette Stadium**

NFL co-MVP Steve McNair almost single-handedly took Tennessee downfield in the final minutes. But the man playing with a cracked bone spur in his left ankle saw his final pass fall in and out of the hands of Drew Bennett with 1:45 remaining in a 17-14 playoff loss to the eventual Super Bowl champion New England Patriots. The Titans (13-5) were trying to return to the AFC Championship for the third time in five seasons, and McNair nearly got them there. He tied the game with an 11-yard touchdown pass to Derrick Mason in the third quarter on a drive in which he was a perfect five of five for 59 yards. But the Titans came up just short on the final drive that included a pair of controversial calls against Tennessee. The game-time temperature at kickoff was four degrees with a wind-chill of minus 10. Winds were blowing at 10 mph. It marked the coldest game in both Patriots and Titans history. Rookie running back Chris Brown scored his second career touchdown – and second of the post-season – when he crossed the end zone from five yards out to tie the game at 7 in the first quarter.

Tennessee	..... 7	0	7	0	14
New England	..... 7	7	0	3	17

TEAM	SCORING PLAY	QTR-LEFT
Patriots	B. Johnson 41 pass from T. Brady (A. Vinatieri kick)	1-10:59
Titans	C. Brown 5 run (G. Anderson kick)	1-7:31
Patriots	A. Smith 1 run (A. Vinatieri kick)	2-13:46
Titans	D. Mason 11 pass from S. McNair (G. Anderson kick)	3-4:14
Patriots	A. Vinatieri 46 yd. field goal	4-4:06

**Missed FG:** G. Anderson 31B, A. Vinatieri 44WL  
**Attendance:** 68,436

	Patriots	Titans
First downs	18	16
3rd-down conversion-att	7-16-44%	7-13-54%
4th-down conversion-att	2-3-67%	0-1-0%
Total yards	297	284
Rushing yards	96	84
Passing yards	201	200
Passes-comp.-Int.	41-21-0	26-18-1
Punts-avg.	4-27.0	4-34.0
Punt return yards	1-9	0-0
Kickoff return yards	3-48	4-92
Fumbles-lost	1-1	0-0
Penalties-yards	2-14	9-55
Field goals made-att	1-2	0-1
Time of possession	28:02	31:58

RUSHING									
TITANS	Att	Yds	Lg	TD	PATRIOTS	Att	Yds	Lg	TD
E. George	16	48	9	0	A. Smith	16	69	17	1
C. Brown	7	35	13	1	K. Faulk	5	22	8	0
S. McNair	2	11	12	0	T. Brady	5	5	5	0
F. Wycheck	1	-10	-10	0	L. Centers	1	0	0	0
<b>TOTALS</b>	<b>26</b>	<b>84</b>	<b>13</b>	<b>1</b>	<b>TOTALS</b>	<b>27</b>	<b>96</b>	<b>17</b>	<b>1</b>

PASSING									
TITANS	Att	Cmp	Yds	TD-I	PATRIOTS	Att	Cmp	Yds	TD-I
S. McNair	26	18	210	1-1	T. Brady	41	21	201	1-0
<b>TOTALS</b>	<b>26</b>	<b>18</b>	<b>210</b>	<b>1-1</b>	<b>TOTALS</b>	<b>41</b>	<b>21</b>	<b>201</b>	<b>1-0</b>

RECEIVING									
TITANS	Rec	Yds	Lg	TD	PATRIOTS	Rec	Yds	Lg	TD
D. Mason	7	90	28	1	D. Givens	4	26	8	0
D. Bennett	3	48	24	0	C. Fauria	3	42	19	0
J. McCareins	2	21	11	0	K. Faulk	3	31	19	0
F. Wycheck	2	9	6	0	D. Branch	3	10	6	0
E. George	2	7	4	0	B. Johnson	2	55	41	1
T. Calico	1	30	30	0	T. Brown	2	11	7	0
E. Kinney	1	5	5	0	D. Ward	1	22	22	0
					L. Centers	1	4	4	0
					A. Smith	1	1	1	0
					D. Graham	1	-1	-1	0
<b>TOTALS</b>	<b>18</b>	<b>210</b>	<b>30</b>	<b>1</b>	<b>TOTALS</b>	<b>21</b>	<b>201</b>	<b>41</b>	<b>1</b>

**INDIVIDUAL DEFENSE (press box stats)**

**TITANS** – Leading Tackler: P. Sirmon 9-3-12. Sacks: None. Int.: None. FF: K. Carter 1. FR: C. Hall 1.  
**PATRIOTS** – Leading Tackler: T. Bruschi 5-4-9. Sacks: W. McGinest 2.0, M. Vrabel 1.0. Int.: R. Harrison 1. FF: None. FR: None.

**AFC WILD CARD – 2007**  
**Chargers 17, Titans 6**  
**January 6, 2008 – Qualcomm Stadium**

A pair of Rob Bironas field goals and a defense that held San Diego to 94 first-half yards enabled the Titans to take a 6-0 halftime lead in their first playoff game in four years. But San Diego scored 17 unanswered points in the second half, exploding for 256 yards, in a 17-6 victory at Qualcomm Stadium. Running back LaDainian Tomlinson was held to 42 yards, but got to celebrate the first playoff victory in three tries in his brilliant career. The Titans bottled up Tomlinson, the two-time NFL rushing champion, and dared quarterback Philip Rivers to beat them. The second-year starter did just that, throwing a 25-yard touchdown pass to Vincent Jackson late in the third quarter that gave San Diego its first lead at 10-6. Tomlinson finally found the end zone midway through the fourth quarter on a fourth-down leap over the pile from inside the 1-yard line that survived a video replay. Tennessee's defense dominated in the first half, holding San Diego to just 10 total yards and without a first down in the first quarter.

Tennessee	..... 3	3	0	0	6
San Diego	..... 0	0	10	7	17

TEAM	SCORING PLAY	QTR-LEFT
Titans	R. Bironas 30 field goal	1- 9:37
Titans	R. Bironas 44 field goal	2- 0:00
Chargers	N. Kaeding 20 field goal	3- 9:41
Chargers	V. Jackson 25 pass from P. Rivers (N. Kaeding kick)	3- 2:35
Chargers	L. Tomlinson 1 run (N. Kaeding kick)	4- 8:45

**Missed FG:** Kaeding, SD (45WR); Bironas, Tenn. (38WL)  
**Attendance:** 65,640

	Titans	Chargers
First downs	15	17
3rd-down conversion-att	9-16-56%	8-15-53%
4th-down conversion-att	0-0-0%	1-1-100%
Total yards	248	350
Rushing yards	119	68
Passing yards	129	282
Passes-comp.-Int.	29-16-1	30-19-1
Sacked-yards	3-9	1-10
Punts-avg.	5-39.6	4-40.8
Punt return yards	2-15	2-12
Kickoff return yards	4-71	2-40
Fumbles-lost	1-1	1-0
Penalties-yards	6-38	5-53
Field goals made-att	2-3	1-2
Time of possession	27:41	32:19

RUSHING									
TITANS	Att	Yds	Lg	TD	CHARGERS	Att	Yds	Lg	TD
L. White	19	69	13	0	L. Tomlinson	21	42	12	1
A. Hall	3	14	11	0	M. Turner	9	28	11	0
C. Brown	4	13	5	0	P. Rivers	2	-2	-1	0
V. Young	2	12	9	0					
C. Davis	1	11	11	0					
C. Henry	1	0	0	0					
<b>TOTALS</b>	<b>30</b>	<b>119</b>	<b>13</b>	<b>0</b>	<b>TOTALS</b>	<b>32</b>	<b>68</b>	<b>12</b>	<b>1</b>

PASSING									
TITANS	Att	Cmp	Yds	TD-I	CHARGERS	Att	Cmp	Yds	TD-I
V. Young	29	16	138	0-1	P. Rivers	30	19	292	1-1
<b>TOTALS</b>	<b>29</b>	<b>16</b>	<b>138</b>	<b>0-1</b>	<b>TOTALS</b>	<b>30</b>	<b>19</b>	<b>292</b>	<b>1-1</b>

RECEIVING									
TITANS	Rec	Yds	Lg	TD	CHARGERS	Rec	Yds	Lg	TD
B. Troupe	3	44	26	0	C. Chambers	6	121	39	0
E. Moulds	3	18	10	0	V. Jackson	5	114	34	1
B. Hartsock	3	16	6	0	L. Tomlinson	3	19	9	0
B. Ealy	2	17	9	0	B. Manumaleuna	2	18	9	0
C. Davis	2	11	7	0	A. Gates	2	15	16	0
J. Gage	1	19	19	0	C. Davis	1	5	5	0
A. Hall	1	16	16	0					
L. White	1	-3	-3	0					
<b>TOTALS</b>	<b>16</b>	<b>138</b>	<b>26</b>	<b>0</b>	<b>TOTALS</b>	<b>19</b>	<b>292</b>	<b>39</b>	<b>1</b>

**INDIVIDUAL DEFENSE**

**(Opponents - press box stats; Titans - coaching stats)**

**TITANS** – Leading Tackler: K. Bulluck 10-8-2. Sacks: C. Finnegan 1-10. Int.: C. Finnegan 1. FF: C. Finnegan 1. FR: None.  
**CHARGERS** – Leading Tackler: S. Phillips 10-9-1. Sacks: S. Merriman 1-4, J. Cesaire 1-3, L. Castillo 1-2. Int.: D. Florence 1. FF: S. Merriman 1. FR: S. Phillips 1.

## PLAYOFF GAME SUMMARIES

### AFC DIVISIONAL GAME - 2008 Titans 10, Ravens 13 Saturday, Jan. 10, 2009 • LP Field

Matt Stover connected on a 43-yard field goal with under a minute to play that proved to be the difference as the Ravens defeated the Titans 13-10 in a Divisional Round playoff game at LP Field. Despite being outgained 391-211 in total yards and gaining nine first downs to Tennessee's 21, Baltimore forced three turnovers, all as the Titans were driving inside the Ravens' 30-yard line. Receiver Justin Gage caught a career-high 10 balls for 135 yards, second in his career only to his 147-yard effort in Jacksonville earlier in the season. The Titans were held without a sack for the first time since Week 8. It marked only the third time all season that the Titans did not force a turnover. Defensively, Tennessee held a Baltimore rushing attack averaging four yards-per-carry to 50 yards on 30 carries. Chris Johnson rushed for 72 yards in the first quarter before leaving the game with an injured ankle.

<b>Baltimore</b> . . . . .	7	0	0	6	13
<b>Tennessee</b> . . . . .	7	0	0	3	10

TEAM	SCORING PLAY	QTR-LEFT
Titans	C. Johnson 8 run (R. Bironas kick)	1- 4:38
Ravens	D. Mason 48 pass from J. Flacco (M. Stover kick)	1- 1:20
Ravens	M. Stover 21 field goal	4-14:10
Titans	R. Bironas 27 field goal	4- 4:23
Ravens	M. Stover 43 field goal	4- 0:53

**Missed FG:** R. Bironas, Tenn. (51WL)  
**Attendance:** 69,143

	Ravens	Titans
First downs	9	21
3rd-down conversion-att	3-13-23%	4-14-29%
4th-down conversion-att	0-0-0%	0-2-0%
Total yards	211	391
Rushing yards	50	116
Passing yards	161	275
Passes-comp.-Int.	22-11-0	42-26-1
Sacked-yards	0-0	1-6
Punts-avg.	8-42.8	4-53.3
Punt return yards	1-29	3-8
Kickoff return yards	1-15	4-104
Fumbles-lost	0-0	5-2
Penalties-yards	8-40	12-89
Field goals made-att	2-2	1-2
Time of possession	25:53	34:07

RUSHING									
RAVENS	Att	Yds	Lg	TD	TITANS	Att	Yds	Lg	TD
W. McGahee	12	32	11	0	C. Johnson	11	72	32	1
L. McClain	12	12	8	0	L. White	15	45	12	0
J. Flacco	5	5	3	0	K. Collins	1	0	0	0
L. Neal	1	1	1	0	Q. Ganther	1	-1	-1	0
<b>TOTALS</b>	<b>30</b>	<b>50</b>	<b>11</b>	<b>0</b>	<b>TOTALS</b>	<b>28</b>	<b>116</b>	<b>32</b>	<b>1</b>

PASSING									
RAVENS	Att	Cmp	Yd	TD-I	TITANS	Att	Cmp	Yd	TD-I
J. Flacco	22	11	161	1-0	K. Collins	42	26	281	0-1
<b>TOTALS</b>	<b>22</b>	<b>11</b>	<b>161</b>	<b>1-0</b>	<b>TOTALS</b>	<b>42</b>	<b>26</b>	<b>281</b>	<b>0-1</b>

RECEIVING									
RAVENS	Rec	Yds	Lg	TD	TITANS	Rec	Yds	Lg	TD
D. Mason	5	78	48	1	J. Gage	10	135	24	0
M. Clayton	2	45	37	0	L. White	4	35	19	0
T. Heap	1	23	23	0	B. Scaife	4	23	14	0
L. Neal	1	7	7	0	J. McCareins	2	24	17	0
D. Wilcox	1	4	4	0	B. Jones	2	16	11	0
W. McGahee	1	4	4	0	A. Crumpler	2	9	7	0
					C. Johnson	1	28	28	0
					A. Hall	1	11	11	0
<b>TOTALS</b>	<b>11</b>	<b>161</b>	<b>48</b>	<b>1</b>	<b>TOTALS</b>	<b>26</b>	<b>281</b>	<b>28</b>	<b>0</b>

#### INDIVIDUAL DEFENSE

(Titans - Coaching Stats; Opponents - Press Box Stats)

**TITANS** – Leading Tacklers: Bulluck 8-5-3. Sacks: None. Int.: None. FF: None. FR: None.

**RAVENS** – Leading Tacklers: R. Lewis 11-8-3, B. Scott 11-9-2. Sacks: T. Suggs 1. Int.: S. Rolle 1. FF: Johnson 1, Leonhard 1, Lewis 1. FR: Leonhard 1, Washington 1.

# PLAYOFF GAME SUMMARIES



## Titans 22, Chiefs 21 Wild Card • Saturday, Jan. 6, 2018 • 3:35 p.m. CT • Arrowhead Stadium



### GAME RECAP

In Week 1 of the 2017 playoffs, the Titans traveled to Kansas City to face the Chiefs on Wild Card weekend. Tennessee scored 19 unanswered points in the second half and did not allow the Chiefs to score in the third or fourth quarter, as the Titans won by a score of 22-21 and advanced to the Divisional Round.

Both the Chiefs and Titans punted on their opening possessions. On Kansas City's second possession, Chiefs QB **Alex Smith** drove his offense down the field with help by a 45-yard reception from Chiefs WR **Tyreek Hill** and a 27-yard reception from Chiefs TE **Travis Kelce**. On second-and-one from the Tennessee one-yard line, Chiefs RB **Kareem Hunt** ran up the middle for a one-yard touchdown and a 7-0 Chiefs lead. On the following Kansas City possession, the Chiefs doubled their lead as Smith hit Kelce for a 13-yard touchdown to put Kansas City up, 14-0.

With the Titans offense driving in the second quarter, QB **Marcus Mariota** had the ball on the Kansas City 21-yard line. On second-and-10, he threw an interception to Chiefs CB **Marcus Peters** who returned the pick for 28 yards. However, the Tennessee defense came up big as Kansas City couldn't capitalize and was forced to punt. As the Titans regained possession, Mariota connected with TE **Delanie Walker** for a 22-yard reception and WR **Corey Davis** for an 11-yard catch. The Titans entered field goal range and got on the board with a 49-yard kick, 14-3 Chiefs. Kansas City took the field and strung together a 79-yard scoring drive that culminated in a 14-yard touchdown pass from Smith to Chiefs WR **Demarcus Robinson** with three seconds left to play in the second quarter. Kansas City took a 21-3 lead into halftime.

On the Titans' first drive of the second half, Mariota led the offense into the red zone after he rushed for two first downs and RB **Derrick Henry** contributed both a 29-yard receiving and 12-yard rushing first down. On third-and-six from the Kansas City six-yard line, Mariota's pass was deflected by Chiefs CB **Darrelle Revis**, but it bounced back into Mariota's hands and he ran it in for a touchdown. Mariota became the first quarterback to catch a touchdown pass in a playoff game since the 1970 AFC-NFC merger, and he also became the first quarterback in league history to complete a touchdown pass to himself in the playoffs. Tennessee narrowed the Chiefs lead, 21-10.

The Titans had the ball at the Kansas City 35-yard line to start the fourth quarter, and on the second play Henry ran up the middle for a 35-yard touchdown. Tennessee attempted a two-point conversion but failed as they edged closer, 21-16 Kansas City. After forcing the Chiefs to punt, Tennessee regained possession and tacked on another score as Mariota hit WR **Eric Decker** for a 22-yard touchdown. The two-point conversion failed as Tennessee took the lead, 22-21.

Kansas City couldn't string together a comeback as the Titans came back from the second-largest deficit by a road team in NFL playoff history to win their first postseason contest in 14 years.

### SCORING

	1	2	3	4	Final
Tennessee	0	3	7	12	22
Kansas City	14	7	0	0	21

TEAM	SCORING PLAY	TIME
Chiefs	K.Hunt 1 yd. run (H.Butker kick)	1-7:37
Chiefs	T.Kelce 13 yd. pass from A.Smith (H.Butker kick)	1-2:15
Titans	R.Succop 49 yd. Field Goal	2-1:55
Chiefs	D.Robinson 14 yd. pass from A.Smith (H.Butker kick)	2-0:03
Titans	M.Mariota 6 yd. pass from M.Mariota (R.Succop kick)	3-6:31
Titans	D.Henry 35 yd. run (pass failed)	4-14:08
Titans	E.Decker 22 yd. pass from M.Mariota (pass failed)	4-6:06

Missed FGs: H. Butker 48LU

Attendance: 73,319

Time of Game: 3:14

Weather: 33° F, wind SE 10 mph

Referee: Jeff Triplette



TEAM STATISTICS

	Titans	Chiefs
TOTAL FIRST DOWNS	23	19
THIRD DOWN EFFICIENCY	8-13-62%	4-11-36%
FOURTH DOWN EFFICIENCY	0-0-0%	0-1-0%
TOTAL NET YARDS	397	325
Plays - Avg.	64-6.2	53-6.1
NET YARDS RUSHING	202	69
Rushes - Avg.	31-6.5	16-4.3
NET YARDS PASSING	195	256
Sacks - Yards Lost	2-10	4-8
PASS ATT-COMP-INT	31-19-1	33-24-0
PUNTS - Avg.	3-43.7	5-50.0
PUNT RETURNS - Yards	3-18	2-8
KICKOFF RETURNS - Yards	3-55	4-83
INTERCEPTIONS - Yards	0-0	1-28
PENALTIES Number and Yards	8-50	8-68
FUMBLES - Lost	2-1	0-0
TOUCHDOWNS	3	3
FIELD GOALS Made-Attempts	1-1	0-1
RED ZONE EFFICIENCY	1-2-50%	3-3-100%
GOAL TO GO EFFICIENCY	1-1-100%	1-1-100%
SAFETIES	0	0
GIVEAWAYS	2	0
TAKEAWAYS	0	2
TIME OF POSSESSION	32:28	27:32

### TITANS STARTERS

OFFENSE		DEFENSE	
WR 18	R.Matthews	DE 94	A.Johnson
TE 82	D.Walker	DT 99	J.Casey
LT 77	T.Lewan	OLB 91	D.Morgan
LG 67	Q.Spain	ILB 59	W.Woodyard
C 60	B.Jones	ILB 54	A.Williamson
RG 64	J.Kline	OLB 98	B.Orakpo
RT 78	J.Conklin	CB 25	A.Jackson
TE 81	J.Smith	SS 37	J.Cyprien
WR 84	C.Davis	FS 31	K.Byard
QB 8	M.Mariota	CB 26	L.Ryan
RB 22	D.Henry	CB 33	T.Smith

### CHIEFS STARTERS

OFFENSE		DEFENSE	
WR 10	T.Hill	LDE 95	C.Jones
LT 72	E.Fisher	NT 96	B.Logan
LG 70	B.Witzmann	RDE 97	A.Bailey
C 73	Z.Fulton	LOLB 50	J.Houston
RG 76	L.Duvernay-Tardiff	LILB 56	D.Johnson
RT 71	M.Schwartz	RILB 59	R.Ragland
TE 87	T.Kelce	ROLB 51	F.Zombo
WR 14	D.Robinson	LCB 22	M.Peters
WR 12	A.Wilson	RCB 20	S.Nelson
QB 11	A.Smith	S 38	R.Parker
RB 27	K.Hunt	S 49	D.Sorensen

### TITANS INDIVIDUAL STATISTICS

Rushing	Att	Yds	Avg	Lg	TD
D.Henry	23	156	6.8	35	1
M.Mariota	8	46	5.8	17	0
<b>Total</b>	<b>31</b>	<b>202</b>	<b>6.5</b>	<b>35</b>	<b>1</b>

Passing	Att	Cmp	Yds	TD	Lg	IN	Rt
M. Mariota	31	19	205	2	29	1	88.8
<b>Total</b>	<b>31</b>	<b>19</b>	<b>205</b>	<b>2</b>	<b>29</b>	<b>1</b>	<b>88.8</b>

Receiving	No	Yds	Avg	Lg	TD
D.Walker	6	74	12.3	22	0
C.Davis	4	35	8.8	13	0
D.Henry	2	35	17.5	29	0
E.Decker	2	21	10.5	22	1
J.Smith	2	15	7.5	10	0
R.Matthews	1	15	15.0	15	0
M.Mariota	1	6	6.0	6	1
T.Taylor	1	4	4.0	4	0
<b>Total</b>	<b>19</b>	<b>205</b>	<b>10.8</b>	<b>29</b>	<b>2</b>

Interceptions	No	Yds	Avg	Lg	TD
<b>Total</b>	<b>0</b>	<b>0</b>	<b>-</b>	<b>-</b>	<b>0</b>

### Leading Tacklers (Coaching Totals)

J. Casey 8-4-4; W. Woodyard 8-4-4; D. Morgan 7-5-2

Sacks: B. Orakpo 1.5; D. Morgan 1; S. Williams 1; W. Woodyard 0.5 FF: None FR: None

### CHIEFS INDIVIDUAL STATISTICS

Rushing	Att	Yds	Avg	Lg	TD
K.Hunt	11	42	3.8	16	1
T.Hill	1	14	14.0	14	0
A.Smith	4	13	3.3	11	0
<b>Total</b>	<b>16</b>	<b>69</b>	<b>4.3</b>	<b>16</b>	<b>1</b>

Passing	Att	Cmp	Yds	TD	Lg	IN	Rt
A. Smith	33	24	264	2	45	0	0116.2
<b>Total</b>	<b>33</b>	<b>24</b>	<b>264</b>	<b>2</b>	<b>45</b>	<b>0</b>	<b>0116.2</b>

Receiving	No	Yds	Avg	Lg	TD
T.Hill	7	87	12.4	45	0
T.Kelce	4	66	16.5	27	1
D.Robinson	4	57	14.3	15	1
K.Hunt	3	5	1.7	7	0
A.Wilson	2	26	13.0	18	0
D.Harris	2	22	11.0	13	0
C.West	2	1	0.5	3	0
<b>Total</b>	<b>24</b>	<b>264</b>	<b>11.0</b>	<b>45</b>	<b>2</b>

Interceptions	No	Yds	Avg	Lg	TD
M. Peters	1	28	28.0	28	0
<b>Total</b>	<b>1</b>	<b>28</b>	<b>28.0</b>	<b>28</b>	<b>0</b>

### Leading Tacklers (Press Box Totals)

R. Ragland 9-5-4; D. Johnson 8-6-2; F. Zombo 7-3-4


Sacks: J. Houston 1; D. Johnson 1 FF: K. Pierre-Louis 1 FR: None

# PLAYOFF GAME SUMMARIES



## Titans 14, Patriots 35

Divisional Round • Saturday, Jan. 13, 2018 • 8:15 p.m. ET • Gillette Stadium



### GAME RECAP

In the AFC Divisional Playoff round of the 2017 season, the Titans traveled to New England to face the Patriots and were eliminated from postseason contention with a 35-14 loss.

The Titans defense forced New England to punt on both of the Patriots' first quarter possessions. On Tennessee's second possession of the game, the Titans drove efficiently down the field and constructed a 95-yard scoring drive. QB **Marcus Mariota** scrambled for two first downs, and connected with both TE **Delanie Walker** for a 36-yard pass and WR **Rishard Matthews** for an eight-yard third-down conversion pass. The drive resulted in Mariota hitting WR **Corey Davis** for a 15-yard touchdown as the Titans took an early 7-0 Titans lead.

In the second quarter, New England responded with three consecutive touchdown drives. Patriots RB **James White** scored on back-to-back possessions, first on a five-yard touchdown pass from Patriots QB **Tom Brady**, and on the ensuing drive, White rushed into the endzone for a six-yard touchdown. The Patriots got ahead, 14-7. On New England's third possession of the second quarter, Brady led the Patriots on a 91-yard scoring drive that resulted in a four-yard touchdown pass to Patriots WR **Chris Hogan**. New England took a 21-7 lead heading into halftime.

In the third quarter, Patriots RB **Brandon Bolden** rushed in a two-yard touchdown as New England increased its lead, 28-7.

On the Patriots opening drive of the fourth quarter, Brady engineered a 90-yard drive that resulted in a four-yard touchdown pass to Patriots TE **Rob Gronkowski**. New England widened its lead, 35-7. Later in the fourth quarter, Tennessee put up its second score on a 16-play drive. Mariota connected with WR **Eric Decker** for two first downs and Matthews for one first down, before linking with Davis again for an 11-yard touchdown pass. The Titans doubled their points with Davis' second score of the game, 35-14 New England.

The Titans ultimately couldn't construct a comeback and were knocked out of post-season contention with a final score of 35-14.

### SCORING

	1	2	3	4	Final
Tennessee	7	0	0	7	14
New England	0	21	7	7	35

TEAM	SCORING PLAY	TIME
Titans	C.Davis 15 yd. pass from M.Mariota (R.Succop kick)	1-1:14
Patriots	J.White 5 yd. pass from T.Brady (S.Gostkowski kick)	2-13:18
Patriots	J.White 6 yd. run (S.Gostkowski kick)	2-9:20
Patriots	C.Hogan 4 yd. pass from T.Brady (S.Gostkowski kick)	2-1:52
Patriots	B.Bolden 2 yd. run (S.Gostkowski kick)	3-4:02
Patriots	R.Gronkowski 4 yd. pass from T.Brady (S.Gostkowski kick)	4-10:22
Titans	C.Davis 11 yd. pass from M.Mariota (R.Succop kick)	4-1:55

Missed FGs: S. Gostkowski 53W/L

Attendance: 65,878

Time of Game: 3:25

Weather: 24° F, wind NW 12 mph

Referee: Ronald Torbert



TEAM STATISTICS

	Titans	Patriots
TOTAL FIRST DOWNS	15	31
THIRD DOWN EFFICIENCY	5-15-33%	11-17-65%
FOURTH DOWN EFFICIENCY	2-3-67%	0-0-0%
TOTAL NET YARDS	267	438
Plays - Avg.	61-4.4	80-5.5
NET YARDS RUSHING	65	101
Rushes - Avg.	16-4.1	27-3.7
NET YARDS PASSING	202	337
Sacks - Yards Lost	8-52	0-0
PASS ATT-COMP-INT	37-22-0	53-35-0
PUNTS - Avg.	7-45.1	4-42.3
PUNT RETURNS - Yards	1-0	3-27
KICKOFF RETURNS - Yards	4-83	1-27
INTERCEPTIONS - Yards	0-0	0-0
PENALTIES Number and Yards	10-62	4-37
FUMBLES - Lost	0-0	0-0
TOUCHDOWNS	2	5
FIELD GOALS Made-Attempts	0-0	0-1
RED ZONE EFFICIENCY	2-2-100%	5-5-100%
GOAL TO GO EFFICIENCY	0-0-0%	5-5-100%
SAFETIES	0	0
GIVEAWAYS	0	0
TAKEAWAYS	0	0
TIME OF POSSESSION	27:04	32:56

### TITANS STARTERS

OFFENSE		DEFENSE	
WR 18	R.Matthews	DT 96	S.Williams
TE 82	D.Walker	DT 99	J.Casey
LT 77	T.Lewan	OLB 91	D.Morgan
LG 67	Q.Spain	ILB 59	W.Woodyard
C 60	B.Jones	ILB 54	A.Williamson
RG 64	J.Kline	OLB 98	B.Orakpo
RT 78	J.Conklin	CB 25	A.Jackson
WR 84	C.Davis	SS 33	T.Smith
WR 87	E.Decker	CB 26	L.Ryan
QB 8	M.Mariota	FS 31	K.Byard
RB 22	D.Henry	S 37	J.Cyprien

### PATRIOTS STARTERS

OFFENSE		DEFENSE	
WR 14	B.Cooks	LE 55	E.Lee
LT 77	N.Solder	DT 93	L.Guy
LG 62	J.Thuney	DT 90	M.Brown
C 60	D.Andrews	RE 98	T.Flowers
RG 69	S.Mason	LB 53	K.Van Noy
RT 68	L.Waddle	LB 52	E.Roberts
TE 87	R.Gronkowski	RCB 24	S.Gilmore
WR 15	C.Hogan	LCB 21	M.Butler
QB 12	T.Brady	DB 25	E.Rowe
RB 33	D.Lewis	S 32	D.McCourty
WR 80	D.Amendola	S 23	P.Chung

### TITANS INDIVIDUAL STATISTICS

Rushing	Att	Yds	Avg	Lg	TD
M.Mariota	4	37	9.3	11	0
D.Henry	12	28	2.3	4	0
<b>Total</b>	<b>16</b>	<b>65</b>	<b>4.1</b>	<b>11</b>	<b>0</b>

Passing	Att	Cmp	Yds	TD	Lg	IN	Rt
M. Mariota	37	22	254	2	36	0	98.3
<b>Total</b>	<b>37</b>	<b>22</b>	<b>254</b>	<b>2</b>	<b>36</b>	<b>0</b>	<b>98.3</b>

Receiving	No	Yds	Avg	Lg	TD
E.Decker	6	85	14.2	22	0
C.Davis	5	63	12.6	17	2
D.Walker	3	49	16.3	36	0
R.Matthews	3	27	9.0	12	0
D.Henry	3	21	7.0	14	0
T.Taylor	1	5	5.0	5	0
J.Smith	1	4	4.0	4	0
<b>Total</b>	<b>22</b>	<b>254</b>	<b>11.5</b>	<b>36</b>	<b>2</b>

Interceptions	No	Yds	Avg	Lg	TD
<b>Total</b>	<b>0</b>	<b>0</b>	<b>-</b>	<b>-</b>	<b>0</b>

**Leading Tacklers (Coaching Totals)**  
L. Ryan 11-9-2; K. Byard 10-9-1; J. Casey 6-5-1

**Sacks:** None **FF:** None **FR:** None

### PATRIOTS INDIVIDUAL STATISTICS

Rushing	Att	Yds	Avg	Lg	TD
D.Lewis	15	62	4.1	10	0
B.Bolden	4	27	6.8	20	1
J.White	4	11	2.8	6	1
T.Brady	1	2	2.0	2	0
B.Hoyer	3	-1	-0.3	0	0
<b>Total</b>	<b>27</b>	<b>101</b>	<b>3.7</b>	<b>20</b>	<b>2</b>

Passing	Att	Cmp	Yds	TD	Lg	IN	Rt
T. Brady	53	35	337	3	31	0	102.5
<b>Total</b>	<b>53</b>	<b>35</b>	<b>337</b>	<b>3</b>	<b>31</b>	<b>0</b>	<b>102.5</b>

Receiving	No	Yds	Avg	Lg	TD
D.Amendola	11	112	10.2	25	0
D.Lewis	9	79	8.8	31	0
R.Gronkowski	6	81	13.5	27	1
J.White	4	29	7.3	14	1
B.Cooks	3	32	10.7	13	0
C.Hogan	1	4	4.0	4	1
J.Hollister	1	0	0.0	0	0
<b>Total</b>	<b>35</b>	<b>337</b>	<b>9.6</b>	<b>31</b>	<b>3</b>

**Interceptions** No Yds Avg Lg TD  
**Total** 0 0 - - 0

**Leading Tacklers (Press Box Totals)**  
E. Rowe 5-4-1; M. Flowers 4-4-0; M. Butler 4-4-0

**Sacks:** G. Grissom 2; D. Wise 2; A. Butler 1; R. Jean Francois 1; M. Flowers 1; T. Flowers 1 **FF:** None **FR:** None

# PLAYOFF GAME SUMMARIES



## Wild Card Weekend: Titans 20, Patriots 13 Saturday, Jan. 4, 2020 • 8:25 p.m. ET • Gillette Stadium



### GAME RECAP

During the 2019 playoffs on Wild Card Weekend, the Titans traveled to New England and defeated the defending Super Bowl champion Patriots by a score of 20-13. RB **Derrick Henry** set the franchise's single-game postseason record with 182 rushing yards and one touchdown on 34 carries, while the defense shut out the Patriots in the second half.

New England got on the board on their opening possession as Patriots QB **Tom Brady** led his team on an eight-play, 57-yard scoring drive that included a 21-yard pass to Patriots TE **Ben Watson** and a 29-yard catch by Patriots RB **James White**. The drive culminated in a 36-yard field goal and an early 3-0 lead. The Titans responded on their own opening possession with a scoring drive to take the lead. QB **Ryan Tannehill** engineered a 12-play, 75-yard drive that featured a combined 49 rushing yards by Henry before Tannehill connected with TE **Anthony Firkser** for a 12-yard touchdown and a 7-3 lead.

On the ensuing New England possession, the Patriots came back with a 10-play scoring drive. Patriots RB **Sony Michel** contributed a 25-yard rush and White added a 14-yard gain to help move the chains, before Patriots WR **Julian Edelman** collected a five-yard touchdown on a jet sweep. New England went ahead, 10-7.

Later in the second quarter with New England in the red zone, the Titans defense orchestrated an impressive goal line stop to force the Patriots to settle for a field goal. On New England's first down at the Tennessee one-yard line, Michel was stopped for a loss of one by LB **Rashaan Evans**. Next, Patriots RB **Rex Burkhead** was halted after a gain of one on second down, and on third down, Michel was pushed back for a loss of two yards again by Evans. New England was forced to kick a 21-yard field goal to extend the lead, 13-7. On the following Tennessee possession, the Titans retook the lead on a seven-play scoring drive. Henry accounted for all 75 yards on the drive that culminated in Henry's one-yard rushing score and a 14-13 Titans lead heading into halftime.

In the fourth quarter, with the Titans still leading by one point, New England took possession of the ball at their own one-yard line. With 15 seconds remaining, Brady dropped back to pass but the ball was intercepted by CB **Logan Ryan** and returned for a nine-yard touchdown to seal a Titans victory. Tennessee advanced to the divisional round with a 20-13 win at New England.

### SCORING

	1	2	3	4	Final
Tennessee	7	7	0	6	20
New England	3	10	0	0	13

TEAM	SCORING PLAY	TIME
Patriots	N.Folk 36 yd. Field Goal	1-12:37
Titans	A.Firkser 12 yd. pass from R.Tannehill (G.Joseph kick)	1-5:39
Patriots	J.Edelman 5 yd. run (N.Folk kick)	2-14:57
Patriots	N.Folk 21 yd. Field Goal	2-2:16
Titans	D.Henry 1 yd. run (G.Joseph kick)	2-0:35
Titans	L.Ryan 9 yd. interception return (run failed)	4-0:09

Missed FGs: None

Attendance: 65,878

Time of Game: 2:57

Weather: Foggy, 44° F, wind N 4 mph

Referee: John Hussey



TEAM STATISTICS

	Titans	Patriots
TOTAL FIRST DOWNS	19	18
THIRD DOWN EFFICIENCY	6-12-50%	5-13-38%
FOURTH DOWN EFFICIENCY	0-0-0%	0-1-0%
TOTAL NET YARDS	272	307
Plays - Avg.	57-4.8	59-5.2
NET YARDS RUSHING	201	98
Rushes - Avg.	40-5.0	22-4.5
NET YARDS PASSING	71	209
Sacks - Yards Lost	1-5	0-0
PASS ATT-COMP-INT	16-9-1	37-20-1
PUNTS - Avg.	6-45.8	5-46.0
Net Punting Average	42.0	38.0
PUNT RETURNS - Yards	0-0	1-23
KICKOFF RETURNS - Yards	2-40	1-10
INTERCEPTIONS - Yards	1-9	1-0
PENALTIES Number and Yards	5-25	3-28
FUMBLES - Lost	2-0	2-1
TOUCHDOWNS	3	1
EXTRA POINTS Made-Attempts	2-3	1-1
RED ZONE EFFICIENCY	2-2-100%	1-3-33%
GOAL TO GO EFFICIENCY	1-1-100%	1-2-50%
SAFETIES	0	0
GIVEAWAYS	1	2
TAKEAWAYS	2	1
TIME OF POSSESSION	31:09	28:51

### TITANS STARTERS

OFFENSE		DEFENSE	
WR 84	C.Davis	CB 35	T.Brock
TE 81	J.Smith	NT 90	D.Jones
LT 77	T.Lewan	DT 99	J.Casey
LG 76	R.Saffold	OLB 44	K.Correa
C 60	B.Jones	ILB 54	R.Evans
RG 64	N.Davis	ILB 55	J.Brown
RT 78	J.Conklin	OLB 58	H.Landry
WR 11	A.Brown	CB 26	L.Ryan
FB 41	K.Blasingame	SS 24	K.Vaccaro
QB 17	R.Tannehill	FS 31	K.Byard
RB 22	D.Henry	CB 25	A.Jackson

### PATRIOTS STARTERS

OFFENSE		DEFENSE	
WR 13	P.Dorsett II	DT 93	L.Guy
LT 76	I.Wynn	DT 71	D.Shelton
LG 62	J.Thuney	RE 55	J.Simon
C 75	T.Karras	DL 91	D.Wise Jr.
RG 69	S.Mason	LB 54	D.Hightower
RT 61	M.Cannon	LB 53	K.Van Noy
WR 14	M.Sanu Sr.	LB 52	E.Roberts
WR 11	J.Edelman	RCB 24	S.Gilmore
QB 12	T.Brady	LCB 27	J.Jackson
RB 28	J.White	S 23	P.Chung
WR 15	N.Harry	S 32	D.McCourty

### TITANS INDIVIDUAL STATISTICS

Rushing	Att	Yds	Avg	Lg	TD
D.Henry	34	182	5.4	29	1
R.Tannehill	4	11	2.8	5	0
D.Lewis	2	8	4.0	6	0
<b>Total</b>	<b>40</b>	<b>201</b>	<b>5.0</b>	<b>29</b>	<b>1</b>

Passing	Att	Cmp	Yds	TD	Lg	IN	Rt
R.Tannehill	15	8	72	1	22	1	61.0
M.Mariota	1	1	4	0	4	0	83.3
<b>Total</b>	<b>16</b>	<b>9</b>	<b>76</b>	<b>1</b>	<b>22</b>	<b>1</b>	<b>63.5</b>

Receiving	No	Yds	Avg	Lg	TD
A.Firkser	2	23	11.5	12	1
M.Pruitt	2	4	2.0	4	0
D.Henry	1	22	22.0	22	0
J.Smith	1	9	9.0	9	0
D.Lewis	1	8	8.0	8	0
T.Sharpe	1	6	6.0	6	0
A.Brown	1	4	4.0	4	0
<b>Total</b>	<b>9</b>	<b>76</b>	<b>8.4</b>	<b>22</b>	<b>1</b>

Interceptions	No	Yds	Avg	Lg	TD
L. Ryan	1	9	9.0	9	1
<b>Total</b>	<b>1</b>	<b>9</b>	<b>9.0</b>	<b>9</b>	<b>1</b>

**Leading Tacklers (Coaching Totals)**  
R. Evans 12-8-4; L. Ryan 8-4-4; K. Vaccaro 7-3-4

**Sacks:** None  
**FF:** None **FR:** None

### PATRIOTS INDIVIDUAL STATISTICS

Rushing	Att	Yds	Avg	Lg	TD
S.Michel	14	61	4.4	25	0
J.White	1	14	14.0	14	0
J.Edelman	2	12	6.0	7	1
N.Harry	1	7	7.0	7	0
R.Burkhead	3	4	1.3	4	0
E.Roberts	1	0	0.0	0	0
<b>Total</b>	<b>22</b>	<b>98</b>	<b>4.5</b>	<b>25</b>	<b>1</b>

Passing	Att	Cmp	Yds	TD	Lg	IN	Rt
T.Brady	37	20	209	0	29	1	59.4
<b>Total</b>	<b>37</b>	<b>20</b>	<b>209</b>	<b>0</b>	<b>29</b>	<b>1</b>	<b>59.4</b>

Receiving	No	Yds	Avg	Lg	TD
J.White	5	62	12.4	29	0
B.Watson	3	38	12.7	21	0
R.Burkhead	3	32	10.7	12	0
J.Edelman	3	30	10.0	20	0
N.Harry	2	21	10.5	14	0
S.Michel	2	9	4.5	7	0
M.Sanu Sr.	1	11	11.0	11	0
P.Dorsett II	1	6	6.0	6	0
<b>Total</b>	<b>20</b>	<b>209</b>	<b>10.5</b>	<b>29</b>	<b>0</b>

Interceptions	No	Yds	Avg	Lg	TD
D. Harmon	1	0	0.0	0	0
<b>Total</b>	<b>1</b>	<b>0</b>	<b>0.0</b>	<b>0</b>	<b>0</b>

**Leading Tacklers (Press Box Totals)**  
D. Hightower 9-8-1; D. Shelton 7-5-2.

**Sacks:** K. Van Noy 1  
**FF:** K. Van Noy 1 **FR:** None

# PLAYOFF GAME SUMMARIES

## Divisional Round: Titans 28, Ravens 12 Saturday, Jan. 11, 2020 • 8:15 p.m. ET • M&T Bank Stadium



### GAME RECAP

In the Divisional Round of the 2019 playoffs, the Titans traveled to Baltimore to face the top-seeded Ravens and won by a score of 28-12. The Titans' 217 rushing yards set a new franchise postseason mark, and the Tennessee defense notched four fourth-down stops and three takeaways.

Tennessee got on the board in the first quarter and never surrendered the lead. On the Ravens' opening possession, Baltimore posted its first turnover of the day as Ravens QB **Lamar Jackson** threw an interception to S **Kevin Byard** who returned the ball 31 yards. The Titans took over at the Baltimore 35-yard line. The offense capitalized with an eight-play scoring drive that was capped by a 12-yard touchdown pass from QB **Ryan Tannehill** to TE **Jonnu Smith**, and a 7-0 lead.

On the following possession, the Titans defense halted Jackson for no gain on fourth-and-one at Baltimore's 45-yard line. Tennessee's offense took the field, and Tannehill quickly tossed a 45-yard touchdown to WR **Kalif Raymond**. Tennessee took a 14-0 lead on an eight-second scoring drive.

In the second quarter, Baltimore got on the board as the Ravens added a pair of field goals. Ravens K **Justin Tucker** converted 49 and 22-yard attempts to make it a 14-6 game heading into halftime.

Baltimore opened the second half with possession of the ball. Facing a fourth-and-one in the red zone, Jackson was again stopped for no gain as the Titans defense stood their ground. Tennessee gained possession of the ball and put together an 81-yard scoring drive with help from a 66-yard rush by RB **Derrick Henry**. At the Baltimore three-yard line, Henry took a direct snap and threw a jump pass-style three-yard touchdown to WR **Corey Davis** for a 21-6 lead. On the first play of the following Ravens possession, Jackson was strip sacked by DT **Jurrell Casey** and the ball was recovered by DL **Jeffery Simmons** at the Baltimore 20-yard line. Henry accounted for 10 yards on the ground, and WR **A.J. Brown** caught a nine-yard pass, before Tannehill scrambled into the end zone on a one-yard touchdown rush. Tennessee increased the lead, 28-6.

In the fourth quarter, Baltimore tacked on a touchdown with a 10-play, 88-yard scoring drive. Jackson contributed a 27-yard rush to move the chains before connecting with Ravens

TE **Hayden Hurst** for a 15-yard touchdown. Baltimore's two-point conversion attempt failed, keeping the score at 28-12. The Titans preserved the lead and earned their first AFC Championship appearance since the 2002 playoffs.

### SCORING

	1	2	3	4	Final
Tennessee	7	7	14	0	28
Baltimore	0	6	0	6	12

TEAM	SCORING PLAY	TIME
Titans	J.Smith 12 yd. pass from R.Tannehill (G.Joseph kick)	1-3:36
Titans	K.Raymond 45 yd. pass from R.Tannehill (G.Joseph kick)	2-14:45
Ravens	J.Tucker 49 yd. Field Goal	2-5:52
Ravens	J.Tucker 22 yd. Field Goal	2-0:00
Titans	C.Davis 3 yd. pass from D.Henry (G.Joseph kick)	3-6:54
Titans	R.Tannehill 1 yd. run (G.Joseph kick)	3-4:16
Ravens	H.Hurst 15 yd. pass from L.Jackson (pass failed)	4-11:04

Missed FGs: None

Attendance: 71,254

Time of Game: 3:13

Weather: Cloudy, 69° F, wind S 12 mph

Referee: Bill Vinovich



### TEAM STATISTICS

	Titans	Ravens
TOTAL FIRST DOWNS	15	29
THIRD DOWN EFFICIENCY	7-13-54%	11-18-61%
FOURTH DOWN EFFICIENCY	0-0-0%	0-4-0%
TOTAL NET YARDS	300	530
Plays - Avg.	53-5.7	92-5.8
NET YARDS RUSHING	217	185
Rushes - Avg.	37-5.9	29-6.4
NET YARDS PASSING	83	345
Sacks - Yards Lost	1-8	4-20
PASS ATT-COMP-INT	15-8-0	59-31-2
PUNTS - Avg.	6-52.5	1-44.0
Net Punting Average	39.2	44.0
PUNT RETURNS - Yards	0-0	0-0
KICKOFF RETURNS - Yards	2-27	3-71
INTERCEPTIONS - Yards	2-34	0-0
PENALTIES Number and Yards	5-20	7-56
FUMBLES - Lost	0-0	1-1
TOUCHDOWNS	4	1
EXTRA POINTS Made-Attempts	4-4	0-1
RED ZONE EFFICIENCY	3-3-100%	1-4-25%
GOAL TO GO EFFICIENCY	3-3-100%	0-1-0%
SAFETIES	0	0
GIVEAWAYS	0	3
TAKEAWAYS	3	0
TIME OF POSSESSION	27:54	32:06

### TITANS STARTERS

#### OFFENSE

WR 84	C.Davis
TE 81	J.Smith
LT 77	T.Lewan
LG 76	R.Saffold
C 60	B.Jones
RG 64	N.Davis
RT 78	J.Conklin
TE 85	M.Pruitt
WR 11	A.Brown
QB 17	R.Tannehill
RB 22	D.Henry

#### DEFENSE

NT 90	D.Jones
DT 99	J.Casey
OLB 44	K.Correa
ILB 54	R.Evans
ILB 51	D.Long
OLB 58	H.Landry
CB 26	L.Ryan
CB 35	T.Brock
SS 24	K.Vaccaro
FS 31	K.Byard
CB 25	A.Jackson

### RAVENS STARTERS

#### OFFENSE

WR 15	M.Brown
WR 83	W.Snead IV
LT 79	R.Stanley
LG 77	B.Bozeman
OC 65	P.Mekari
RG 73	M.Yanda
RT 78	O.Brown Jr.
TE 81	H.Hurst
TE 86	N.Boyle
QB 8	L.Jackson
RB 21	M.Ingram II

#### DEFENSE

DT 98	B.Williams
NT 97	M.Pierce
DE 93	C.Wormley
RUSH45	J.Ferguson
WLB 58	L.Fort
SAM 99	M.Judon
LCB 44	M.Humphrey
RCB 24	M.Peters
DB 36	C.Clark
SS 29	E.Thomas III
FS 39	B.Carr

### TITANS INDIVIDUAL STATISTICS

Rushing	Att	Yds	Avg	Lg	TD
D.Henry	30	195	6.5	66	0
R.Tannehill	6	13	2.2	9	1
A.Brown	1	9	9.0	9	0
<b>Total</b>	<b>37</b>	<b>217</b>	<b>5.9</b>	<b>66</b>	<b>1</b>

Passing	Att	Cmp	Yds	TD	Lg	IN	Rt
R.Tannehill	14	7	88	2	45	0	109.5
D.Henry	1	1	3	1	3	0	0118.8
<b>Total</b>	<b>15</b>	<b>8</b>	<b>91</b>	<b>3</b>	<b>45</b>	<b>0</b>	<b>0111.4</b>

Receiving	No	Yds	Avg	Lg	TD
J.Smith	2	12	6.0	12	1
D.Henry	2	7	3.5	8	0
K.Raymond	1	45	45.0	45	1
M.Pruitt	1	15	15.0	15	0
A.Brown	1	9	9.0	9	0
C.Davis	1	3	3.0	3	1
<b>Total</b>	<b>8</b>	<b>91</b>	<b>11.4</b>	<b>45</b>	<b>3</b>

Interceptions	No	Yds	Avg	Lg	TD
K.Byard	1	31	31.0	31	0
K.Vaccaro	1	3	3.0	3	0
<b>Total</b>	<b>2</b>	<b>34</b>	<b>17.0</b>	<b>31</b>	<b>0</b>

### Leading Tacklers (Coaching Totals)

L. Ryan 13-11-2; K. Byard 11-8-3; R. Evans 9-8-1

Sacks: J. Casey 2; K. Correa 1; H. Landry 1

FF: J. Casey 1 FR: J. Simmons 1

### RAVENS INDIVIDUAL STATISTICS

Rushing	Att	Yds	Avg	Lg	TD
L.Jackson	20	143	7.2	30	0
M.Ingram II	6	22	3.7	7	0
G.Edwards	3	20	6.7	19	0
<b>Total</b>	<b>29</b>	<b>185</b>	<b>6.4</b>	<b>30</b>	<b>0</b>

Passing	Att	Cmp	Yds	TD	Lg	IN	Rt
L.Jackson	59	31	365	1	38	2	63.2
<b>Total</b>	<b>59</b>	<b>31</b>	<b>365</b>	<b>1</b>	<b>38</b>	<b>2</b>	<b>63.2</b>

Receiving	No	Yds	Avg	Lg	TD
M.Brown	7	126	18.0	38	0
W.Snead IV	6	56	9.3	26	0
H.Hurst	4	53	13.3	18	1
M.Andrews	4	39	9.8	16	0
J.Hill	4	26	6.5	14	0
M.Boykin	3	26	8.7	13	0
S.Roberts	2	30	15.0	26	0
M.Ingram II	1	9	9.0	9	0
<b>Total</b>	<b>31</b>	<b>365</b>	<b>11.8</b>	<b>38</b>	<b>1</b>

Interceptions	No	Yds	Avg	Lg	TD
None					

### Leading Tacklers (Press Box Totals)

E. Thomas III 7-6-1; B. Williams 6-6-0; P. Onwuasor 5-4-1

Sacks: E. Thomas III 1

FF: None FR: None

# PLAYOFF GAME SUMMARIES



## AFC Championship: Titans 24, Chiefs 35 Sunday, Jan. 19, 2020 • 2:05 p.m. CT • Arrowhead Stadium



### GAME RECAP

The Titans traveled to Kansas City to face the Chiefs for the AFC Championship Game and lost by a score of 35-24.

In the first quarter, Tennessee put together consecutive scoring drives to take a 10-0 lead. First, QB **Ryan Tannehill** led the offense on an eight-play, 58-yard possession with WR **A.J. Brown** contributing a 37-yard catch. K **Greg Joseph** converted a 30-yard field goal attempt as Tennessee went up, 3-0. After forcing Kansas City to punt on the Chiefs' opening possession, Tennessee added another 58-yard scoring drive with help from a 22-yard reception from TE **Jonnu Smith**. At the Kansas City four-yard line, RB **Derrick Henry** took the direct snap and ran into the end zone for a four-yard score and a 10-0 Titans lead.

Kansas City got on the board in the first quarter. Chiefs QB **Patrick Mahomes** led his team on a 10-play, 74-yard scoring drive that culminated in an eight-yard touchdown pass to Chiefs WR **Tyreek Hill** as Kansas City cut the lead, 10-7. On the following possession, the Titans put together a scoring drive that consumed more than nine minutes, the longest scoring drive for the club since the 2000 postseason. WRs **Corey Davis**, **Adam Humphries** and Brown all contributed first down catches, and Henry accounted for 37 yards on the ground, before Tannehill tossed a one-yard touchdown to extra tackle **Dennis Kelly**. The Titans extended the lead, 17-7.

The Chiefs added two touchdowns in the second quarter to take the lead. First, Mahomes connected with Hill for a 20-yard score to make it 17-14. Then, Mahomes scrambled into the end zone on a 27-yard run down the left sideline as Kansas City took a 21-17 lead into the half.

In the fourth quarter, Kansas City added a pair of touchdowns on back-to-back possessions. Chiefs RB **Damien Williams** capped a 13-play scoring drive with a four-yard touchdown run to put Kansas City ahead, 28-17. Next, Mahomes constructed an eight-play scoring drive that culminated in a 60-yard touchdown pass to Chiefs WR **Sammy Watkins**. Kansas City extended the lead, 35-17.

On the following Tennessee possession, the Titans put together an 80-play scoring drive including a fourth-down fake punt that saw P **Brett Kern** toss a 28-yard pass to DB **Amani Hooker**. Davis contributed a 22-yard reception, as Tannehill then connected with TE **Anthony Firkser** for a 22-yard touchdown. Tennessee cut the lead to 35-24, but ultimately could not mount a comeback and fell to the Chiefs.



### TEAM STATISTICS

	Titans	Chiefs
TOTAL FIRST DOWNS	20	27
THIRD DOWN EFFICIENCY	3-10-30%	6-10-60%
FOURTH DOWN EFFICIENCY	2-3-67%	1-1-100%
TOTAL NET YARDS	295	404
Plays - Avg.	58-5.1	64-6.3
NET YARDS RUSHING	85	112
Rushes - Avg.	23-3.7	27-4.1
NET YARDS PASSING	210	292
Sacks - Yards Lost	3-27	2-2
PASS ATT-COMP-INT	32-22-0	35-23-0
PUNTS - Avg.	3-46.3	3-40.7
Net Punting Average	44.0	31.0
PUNT RETURNS - Yards	1-9	2-7
KICKOFF RETURNS - Yards	4-61	5-105
INTERCEPTIONS - Yards	0-0	0-0
PENALTIES Number and Yards	8-85	9-61
FUMBLES - Lost	0-0	1-0
TOUCHDOWNS	3	5
EXTRA POINTS Made-Attempts	3-3	5-5
RED ZONE EFFICIENCY	2-3-67%	2-3-67%
GOAL TO GO EFFICIENCY	2-2-100%	2-2-100%
SAFETIES	0	0
GIVEAWAYS	0	0
TAKEAWAYS	0	0
TIME OF POSSESSION	30:10	29:50

### SCORING

	1	2	3	4	Final
Tennessee	10	7	0	7	24
Kansas City	7	14	0	14	35

TEAM	SCORING PLAY	TIME
Titans	G.Joseph 30 yd. Field Goal	1-11:29
Titans	D.Henry 4 yd. run (G.Joseph kick)	1-5:52
Chiefs	T.Hill 8 yd. pass from P.Mahomes (H.Butker kick)	1-0:46
Titans	D.Kelly 1 yd. pass from R.Tannehill (G.Joseph kick)	2-6:39
Chiefs	T.Hill 20 yd. pass from P.Mahomes (H.Butker kick)	2-4:03
Chiefs	P.Mahomes 27 yd. run (H.Butker kick)	2-0:11
Chiefs	Dam.Williams 3 yd. run (H.Butker kick)	4-14:50
Chiefs	S.Watkins 60 yd. pass from P.Mahomes (H.Butker kick)	4-7:33
Titans	A.Firkser 22 yd. pass from R.Tannehill (G.Joseph kick)	4-4:18

Missed FGs: None

Attendance: 73,656

Time of Game: 3:04

Weather: Sunny, 17° F, wind NW 10 mph

Referee: Tony Corrente

### TITANS STARTERS

OFFENSE		DEFENSE	
WR 84 C.Davis	NT 90 D.Jones		
TE 81 J.Smith	DT 99 J.Casey		
LT 77 T.Lewan	OLB 44 K.Correa		
LG 76 R.Saffold	ILB 54 R.Evans		
C 60 B.Jones	ILB 55 J.Brown		
RG 64 N.Davis	OLB 58 H.Landry		
RT 78 J.Conklin	CB 26 L.Ryan		
WR 11 A.Brown	SS 24 K.Vaccaro		
WR 19 T.Sharpe	FS 31 K.Byard		
QB 17 R.Tannehill	CB 25 A.Jackson		
RB 22 D.Henry	CB 35 T.Brock		

### CHIEFS STARTERS

OFFENSE		DEFENSE	
WR 10 T.Hill	LDE 55 F.Clark		
LT 72 E.Fisher	LDT 64 M.Pennell		
LG 61 S.Wisniewski	RDT 91 D.Nnadi		
C 62 A.Reiter	RDE 92 T.Kpassagnon		
RG 76 L.Duvernay-Tardif	LB 53 A.Hitchens		
RT 71 M.Schwartz	LB 54 D.Wilson		
TE 87 T.Kelce	RCB 35 C.Ward		
WR 14 S.Watkins	LCB 21 B.Breeland		
QB 15 P.Mahomes	CB 29 K.Fuller		
RB 26 Dam.Williams	FS 49 D.Sorensen		
WR 11 D.Robinson	SS 32 T.Mathieu		

### TITANS INDIVIDUAL STATISTICS

Rushing	Att	Yds	Avg	Lg	TD
D.Henry	19	69	3.6	13	1
R.Tannehill	3	11	3.7	6	0
M.Mariota	1	5	5.0	5	0
<b>Total</b>	<b>23</b>	<b>85</b>	<b>3.7</b>	<b>13</b>	<b>1</b>

Passing	Att	Cmp	Yds	TD	Lg	IN	Rt
R.Tannehill	31	21	209	2	37	0108.1	
B.Kern	1	1	28	0	28	0118.8	
<b>Total</b>	<b>32</b>	<b>22</b>	<b>237</b>	<b>2</b>	<b>37</b>	<b>0111.1</b>	

Receiving	No	Yds	Avg	Lg	TD
C.Davis	5	65	13.0	22	0
A.Humphries	4	25	6.3	9	0
A.Brown	3	51	17.0	37	0
J.Smith	3	38	12.7	22	0
D.Henry	2	-8	-4.0	-2	0
A.Hooker	1	28	28.0	28	0
A.Firkser	1	22	22.0	22	1
M.Pruitt	1	9	9.0	9	0
D.Lewis	1	6	6.0	6	0
D.Kelly	1	1	1.0	1	1
<b>Total</b>	<b>22</b>	<b>237</b>	<b>10.8</b>	<b>37</b>	<b>2</b>

Interceptions	No	Yds	Avg	Lg	TD
None					

### Leading Tacklers (Coaching Totals)

K. Correa 10-6-4; L. Ryan 6-6-0; J. Brown 5-5-0

Sacks: K. Correa 1; D. Jones 0.5; J. Casey 0.5

FF: None FR: None

### CHIEFS INDIVIDUAL STATISTICS

Rushing	Att	Yds	Avg	Lg	TD
P.Mahomes	8	53	6.6	27	1
Dam.Williams	17	45	2.6	8	1
T.Hill	1	7	7.0	7	0
D.Thompson	1	7	7.0	7	0
<b>Total</b>	<b>27</b>	<b>112</b>	<b>4.1</b>	<b>27</b>	<b>2</b>

Passing	Att	Cmp	Yds	TD	Lg	IN	Rt
P.Mahomes	35	23	294	3	60	0120.4	
<b>Total</b>	<b>35</b>	<b>23</b>	<b>294</b>	<b>3</b>	<b>60</b>	<b>0120.4</b>	

Receiving	No	Yds	Avg	Lg	TD
S.Watkins	7	114	16.3	60	1
T.Hill	5	67	13.4	26	2
Dam.Williams	5	44	8.8	17	0
T.Kelce	3	30	10.0	18	0
D.Robinson	2	31	15.5	24	0
M.Hardman	1	8	8.0	8	0
<b>Total</b>	<b>23</b>	<b>294</b>	<b>12.8</b>	<b>60</b>	<b>3</b>

Interceptions	No	Yds	Avg	Lg	TD
None					

### Leading Tacklers (Press Box Totals)

T. Mathieu 9-6-3; D. Sorensen 8-6-2; D. Wilson 7-6-1

Sacks: T. Kpassagnon 2; F. Clark 1

FF: None FR: None