



*Celebrating our 50th anniversary as an original team
of the American Football League (1960-2009)*

TENNESSEE TITANS 2009 MEDIA GUIDE

PRESEASON

<u>DAY</u>	<u>DATE</u>	<u>OPPONENT</u>	<u>KICKOFF+</u>	<u>TV</u>
Sunday	8/9	vs. Buffalo	7:00 p.m.	NBC
		<i>Hall of Fame Game - Canton, Ohio</i>		
Saturday	8/15	TAMPA BAY	7:00 p.m.	WKRN
		<i>LP Boy Scouts and Girl Scouts Game</i>		
Friday	8/21	at Dallas	7:00 p.m.	FOX
Saturday	8/29	at Cleveland	6:30 p.m.	WKRN
Thursday	9/3	GREEN BAY	7:00 p.m.	WKRN
		<i>AT&T Boys & Girls Club Game</i>		

REGULAR SEASON

<u>DAY</u>	<u>DATE</u>	<u>OPPONENT</u>	<u>KICKOFF+</u>	<u>TV</u>
Thursday	9/10	at Pittsburgh	7:30 p.m.	NBC
Sunday	9/20	HOUSTON	Noon	CBS
Sunday	9/27	at New York Jets	Noon	CBS
Sunday	10/4	at Jacksonville	Noon	CBS
Sunday	10/11	INDIANAPOLIS	7:20 p.m.	NBC
Sunday	10/18	at New England	3:15 p.m.	CBS
Sunday	10/25	BYE		
Sunday	11/1	JACKSONVILLE	3:05 p.m.	CBS
Sunday	11/8	at San Francisco	3:15 p.m.	CBS
Sunday	11/15	BUFFALO	Noon	CBS
Monday	11/23	at Houston	7:30 p.m.	ESPN
Sunday	11/29	ARIZONA	Noon*	FOX
Sunday	12/6	at Indianapolis	Noon*	CBS
Sunday	12/13	ST. LOUIS	Noon*	FOX
Sunday	12/20	MIAMI	Noon*	CBS
Friday	12/25	SAN DIEGO	6:30 p.m.	NFLN
Sunday	1/3	at Seattle	3:15 p.m.*	CBS

+All Kickoff Times Central *Times Subject to Change

POSTSEASON

Saturday, 1/9:	AFC/NFC Wild Card Playoffs (NBC)
Sunday, 1/10:	AFC/NFC Wild Card Playoffs (CBS and FOX)
Saturday, 1/16:	AFC/NFC Divisional Playoffs (CBS and FOX)
Sunday, 1/17:	AFC/NFC Divisional Playoffs (CBS and FOX)
Sunday, 1/24:	AFC/NFC Championship Games (CBS and FOX)
Sunday, 1/31:	AFC/NFC Pro Bowl at Land Shark Stadium (ESPN)
Sunday, 2/7:	Super Bowl XLIV at Land Shark Stadium (CBS)

BAPTIST SPORTS PARK

Tennessee Titans
460 Great Circle Rd.
Nashville, TN 37228
615-565-4000
(same for training camp)

TRAINING CAMP

- Baptist Sports Park

LP FIELD/TICKET OPERATIONS

Tennessee Titans
One Titans Way
Nashville, TN 37213
615-565-4200 (Ticket Dept.)
615-565-4300 (LP Field Administration)
(69,149 capacity)

TITANS' OFFICIAL WEB SITE

www.titansonline.com

TITANS COLORS

Titans Blue (Pantone 279), Titans Navy (282),
Titans Red (186), Titans Silver (877 metallic)

DIVISION/CONF/LEAGUE TITLES

- Two AFL Championships (1960, 1961)
- One AFC Championship (1999)
- Four AFL Eastern Division Championships (1960, 1961, 1962, 1967)
- Two AFC South Division Championships (2002, 2008)
- Three AFC Central Division Championships (1991, 1993, 2000)
- Four AFL Championship Game Appearances (1960, 1961, 1962, 1967)
- Four AFC Championship Game Appearances (1978, 1979, 1999, 2002)
- One Super Bowl Appearance (XXXIV)
- 21 Playoff Appearances (1960, 1961, 1962, 1967, 1969, 1978, 1979, 1980, 1987, 1988, 1989, 1990, 1991, 1992, 1993, 1999, 2000, 2002, 2003, 2007, 2008)

FRANCHISE TIMELINE

1960 – 1996 Houston Oilers
1997 Team Relocates from Houston to Nashville
1997 Tennessee Oilers (Liberty Bowl, Memphis)
1998 .. Tennessee Oilers (Vanderbilt Stadium, Nashville)
1999 to Present Tennessee Titans

TITANS/OILERS ALL-TIME RECORD

Regular Season:363-371-6
Home:210-158-2
Road:153-213-4
As Titans:96-64-0
As Oilers:267-307-6
Postseason:14-19
Home:6-5
Road:8-13
Super Bowl (XXXIV): ...0-1

FRANCHISE RECORD HOLDERS/CAREER

Rushing Yards ...Eddie George (1996-03) ...10,009
Passing Yards ...Warren Moon (1984-1993) .33,685
Receiving Yards .Ernest Givins (1986-1994) ..7,935
ReceptionsErnest Givins (1986-1994)542
Interceptions ...Jim Norton (1960-1968)45
Field GoalsAl Del Greco (1991-2000) ..246
PointsAl Del Greco (1991-2000) ..1,060
Touchdowns ...Eddie George (1996-2003) ...74
Wins (Coach) ...Jeff Fisher (1994-Present) ...133
Wins (QB)Steve McNair (1995-2005) ...81

FRANCHISE RECORD HOLDERS/SEASON

Rushing Yards ...Earl Campbell (1980)1,934
Passing YardsWarren Moon (1991)4,690
Receiving Yards ...Charles Hennigan (1961) ...1,746
ReceptionsCharles Hennigan (1964)101
Interceptions ...Fred Glick (1963)12
Mike Reinfeldt (1979)12
Field GoalsAl Del Greco (1998)36
PointsAl Del Greco (1998)136
TouchdownsEarl Campbell (1979)19

MEDIA GUIDE CREDITS

EDITORS: GARY GLENN, ROBBIE BOHREN, DWIGHT SPRADLIN, JARED PUFFER

PHOTOGRAPHY: DONN JONES, GETTY IMAGES, AP, TITANS STAFF

PRODUCTION: MARSHALL & BRUCE, NASHVILLE, TN

LAYOUT: GARY GLENN, HEATHER ROMINE

EDITORS EMERITUS: JACK SCOTT, JOHN BREEN, JIM MCLEMORE, DAN DOWNS, JACK CHERRY, MIKE McCLURE, BOB HYDE, GREGG STENGEL, CHIP NAMIAS, DAVE PEARSON, TONY WYLLIE – ALL FORMER OILERS/TITANS MEDIA RELATIONS DIRECTORS.

SPECIAL THANKS: BRENDA SARADJIAN, LINDA BELL, LARRY STONE, MIKE KEITH, ELIAS SPORTS BUREAU, SANTO LABOMBARDA, BRENDAN REED, JEFF HARDING

TABLE OF CONTENTS

2008 Attendance	428	Playoff Leaders, All-Time.....	433
2008 Game-by-Game Defense	259	Playoff Records, Individual	434
2008 Game-by-Game Offense	258	Playoff Records, Team	437
2008 Game-by-Game Passing/Punting	260	Playoff Big Days/Top Performances.....	431
2008 Game-by-Game Rushing/Receiving	261	Practice Squad, All-Time	380
2008 Player Participation	263	Preseason Results	354
2008 Playoff Statistics	264	Preseason Summary	356
2008 Playoff/Preseason Defensive Statistics	265	Primetime Game Results	430
2008 Preseason/Team Statistics	266	Pro Bowl Leaders	268
2008 Regular Season Statistics	256	Pro Football Hall of Famers	398
2008 Defense/Special Teams Statistics.....	257	Quarterbacks, All-Time Starters	381
50th Anniversary Celebration	13, 411	Receiving, Career 100-Yard Games	300
Adams, Jr., K.S. “Bud”	6	Records, Individual	282
Adams in the Community.....	9	Record Section	267
Adams, Nancy Neville Tribute	12	Records, Team.....	290
Attendance, All-Time	429	Reinfeldt, Mike	22
Baptist Sports Park – Practice Facility	561	Retired Jerseys	406
Bullock, Elza.....	24	Rookie Player Bios	231
Coaches Roster, All-Time	372	Rookie Free Agent Bios	251
Coaching Staff	33	Roster, Alphabetical	302
Draft Selections, All-Time	362	Rushing, Career 100-Yard Games	300
Fingertip Information	2	Schedule, Titans 2009	1
Fisher, Jeff.....	15	Schedule, NFL 2009	464
Franchise Homes.....	409	Series Results, All-Time	357
Free Agency History	370	Series Results/Summary, All-Time.....	356
Game-Winning Field Goals	297	Shutouts, All-Time	296
Head Coaches Roster, All-Time	372	Sidelines	459
History	303	Spears, Stuart	28
Historical Highlights (1995-2009)	412	Staff Directory	4
Home and Away Records	422	Staff Photos	29
Honors, All-Time	388	Team Leaders, All-Time	268
Hottest/Coldest Games	423	Ten Largest Win/Loss Margins	301
Hyde, Bob	25	Titans All-Access	463
Kaufman, Jenneen.....	26	Titans/Oilers Hall of Fame	407
League Leaders, All-Time	268	Titans Inducted Into Ring of Honor	353
LP Field.....	460	Titans Radio	462
MacLachlan, Don	21	Top Performances	298
Month-by-Month Records	423	Training Camp History	461
NFL Europa Roster, All-Time	381	Two-Point Conversions, All-Time.....	295
Ockenfels, Ralph.....	27	Underwood, Steve	14
Oilers Logo History	408	Veteran Player Bios.....	53
Overtime Game Summaries	424	Win/Loss Record	427
Passing, Career 100-Yard Games	300	Year-by-Year Defensive Rankings	281
Player Roster, All-Time.....	373	Year-by-Year Leaders	272
Playoff History	431	Year-by-Year Offensive Rankings	280
Playoff Game History	432	Year-by-Year Statistical Reviews	304
Playoff Game Summaries	442		

2009 STAFF DIRECTORY

Coaching Staff STAFF DIRECTORY

Players

Rookies

2008 Season

Records

History

Playoff History

Sidelines

EXECUTIVES

Founder, Owner, Chairman of the Board, President and CEOK.S. "Bud" Adams, Jr.

Executive Vice Presidents

Senior EVP, General Counsel and Exec. Asst. to Chairman of the Board.....Steve Underwood
 EVP and Head Coach Jeff Fisher
 EVP of Administration and Facilities Don MacLachlan
 EVP and General Manager..... Mike Reinfeldt

Vice Presidents

Vice President/Assistant General Counsel..... Elza Bullock
 Vice President/Community Relations Bob Hyde
 Vice President/CFO Jenneen Kaufman
 Vice President/Marketing..... Ralph Ockenfels
 Vice President/Sales and Operations..... Stuart Spears

COACHING STAFF

Offensive Coordinator Mike Heimerdinger
 Defensive Coordinator Chuck Cecil
 Assistant Head Coach/Linebackers Dave McGinnis
 Assistant Head Coach/Strength & Conditioning Steve Watterson
 Running Backs Earnest Byner
 Assistant Special Teams Marty Galbraith
 Wide Receivers Fred Graves
 Assistant Secondary Tim Hauck
 Quarterbacks Craig Johnson
 Offensive Quality Control Dowell Loggains
 Special Teams Alan Lowry
 Offensive Line Mike Munchak
 Secondary Marcus Robertson
 Defensive Assistant/Quality Control Rayna Stewart
 Defensive Line Jim Washburn
 Offensive Assistant Richie Wessman
 Tight Ends..... John Zernhelt

FOOTBALL OPERATIONS

Senior Director of Football Administration Vincent Marino
 Director of Player Development..... Tina Tuggle
 Equipment Manager Paul Noska
 Assistant Equipment Manager..... Joey Barranco
 Equipment Assistant..... Matt Thompson
 Video Director..... Anthony Pastrana
 Assistant Video Director..... Craig Patterson
 Executive Assistant to EVP and Head Coach..... Sharon Rhome
 Executive Assistant to EVP and General Manager Alesia Schulz
 Administrative Assistant to Senior EVP/General Counsel K.S. Adams, IV
 Administrative Assistant/Coaching Desiree Maxwell
 Assistant to Strength & Conditioning Coach Jason Novak

Medical Staff

Head Athletic Trainer Brad Brown
 Assistant Athletic Trainer Don Moseley
 Assistant Athletic Trainer..... Casey Carter
 Team Physician Dr. Thomas Byrd
 Team Physician Dr. Burton F. Elrod
 Team Physician..... Dr. Craig Rutland
 Team Physician Dr. John Williams

Player Personnel/Development

Director of Pro Scouting..... Lake Dawson
 National Supervisor of College Scouting C.O Brocato
 Director of College Scouting - Eastern Region Mike Ackerley
 Scouting Coordinator..... Blake Beddingfield
 Regional Scout Phil Neri

College Scout	Ray Biggs
College Scout	Johnny Meads
College Scout	Cole Proctor
College Scout	Richard Shelton
College Scout	Marvin Sunderland
College Scout	Ion Salge
Pro Personnel Assistant	Brandon Taylor
Pro Personnel Assistant	Trey Koziol
Administrative Assistant/Scouting	Lauren Pedde

ADMINISTRATION

Director of Broadcasting	Mike Keith
Director of Security	Steve Berk
Operations Manager	Brent Akers
Marketing Manager	Brad McClanahan
Executive Assistant to EVP of Administration and Facilities	Lynne McCracken
Director of Information Systems	Russ Hudson
Assistant Director of Information Systems	Craig Pelat
Director of Internet Operations/Publications	Gary Glenn
Internet Coordinator	Jeff Harding
Manager of Community Relations	Tresa Halbrooks
Community Relations Assistant	Anthony Darby
Assistant General Counsel	Blu Whipple
Accountant	Rhonda Smith
Director of Cheerleaders	Stacie Kinder
Mascot Coordinator	Pete Nelson
Team Mascot	T-Rac

Media Relations

Director of Media Relations	Robbie Bohren
Assistant Director of Media Relations	Dwight Spradlin
Media Relations Assistant	Jared Puffer

Tickets

Senior Director of Ticketing	Marty Collins
Assistant Director of Ticket Operations	Tim Zenner
Assistant Ticket Manager	Josh Ward
Ticket Office Assistant	Christa Roberts
Ticketing/Hospitality Club Member Manager	Anthony Hall
Director of Suite Sales and Services	Bill Wainwright


FRONT OFFICE STAFF

Accounting Services	Gwen Hernandez
Payroll/Accounting Services	Shannon McPeters
Executive Assistant to the Owner/Chairman/President/CEO	Linda Bell
Executive Assistant to the Owner/Chairman/President/CEO	Brenda Saradjian
Assistant to Senior EVP, General Counsel	Jorene Martin
Assistant to VP/Assistant General Counsel	Cindy Zermeño

LP FIELD & BAPTIST SPORTS PARK MANAGEMENT

General Manager/LP Field	Walter Overton
Head Groundskeeper	Terry Porch
Facilities Manager	Dempsey Henderson
Facilities Coordinator	Mark Brant
Operations Technician	James Bohling
Maintenance Technician	Jose Medrano
Maintenance Technician	Jose Reyes
Engineering Manager	George Sargent
Groundskeeper	Jay Goehring
Audio/Visual Technician	Derek Amelunke
Operations Assistant	Lorena Hollingsworth
Receptionist	Pat Walden

STAFF DIRECTORY
Coaching Staff
Players
Rookies
2009 Season
Records
History
Playoff History
Sidelines



**Founder, Owner,
Chairman of the Board,
President and CEO**



Entering his 50th year as Founder, Owner, Chairman of the Board,

December 1945. Lt. j.g. Adams served as an aide in the U.S. Navy's Congressional Liaison Office in Washington, D.C. prior to his discharge in 1946.

Adams parlayed a 1946 chance stop in Houston, resulting from fog that grounded

President and CEO of the Titans/Oilers franchise, K.S. "Bud" Adams, Jr. is an enduring figure in the NFL. As one of the original team owners in the American Football League, he has guided his franchise to new heights since relocating to Nashville in 1997, posting six playoff appearances, including an AFC Championship (1999), AFC Central title (2000), two AFC South titles (2002 & 2008), AFC Championship appearance (2002) and Wild Card teams in 2003 and 2007. He is one of only four current NFL owners to reach the 350-win plateau – Adams, Ralph Wilson (Buffalo), Dan Rooney (Pittsburgh) and Al Davis (Oakland/Los Angeles). Consistently fielding winning teams, the franchise has earned 21 playoff appearances in 49 seasons, a total that ranks fifth among NFL teams since 1960.



Adams celebrates his 50th season as Founder, Owner, Chairman of the Board, President and CEO of the Titans/Oilers franchise.

A native of Bartlesville, Okla., Adams' interest in sports was first displayed while at Culver Military Academy where he earned letters in football, basketball and baseball. Upon graduation from Culver in 1940, Adams attended Menlo College (California), lettering in both rugby and football. Adams then transferred to the engineering school at the University of Kansas where he also lettered in football for the Jayhawks. During his days at KU, Adams met his future wife Nancy Neville and began his loyal affiliation with Sigma Chi Fraternity.

his plane, into a highly successful and diversified business empire which ranks him among the prominent businessmen in the country.

In 1946, Adams started ADA Oil Company, which was a forerunner of the publicly-held American Stock Exchange-listed Adams Resources & Energy, Inc. (AE), an energy company engaged in the business of marketing crude oil, natural gas and petroleum products; tank truck transportation of liquid chemicals; and oil and gas exploration and production. Adams' other business interests include extensive farming and ranching in California and Texas, cattle feeding, real estate, automobile dealerships and leasing. He has been a longtime collector of Western art and Native American artifacts.

In 1942, while still in school at KU, Adams joined the U.S. Naval Reserve. In July 1943, he was called to active duty in the Navy's V-12 college program, which allowed him to continue in school. In early 1944, he received orders to report to Midshipman Officer Specialty School at Notre Dame where he earned his Navy ensign commission in an accelerated 60-day program. He was sent overseas and was assigned to a PAC-Fleet carrier unit, where he served as an aviation engineering officer. He returned to the U.S. in

During his early business career, Adams, a year-round sports fan, was an avid sponsor of amateur and AAU teams in basketball and softball. His ADA Oilers were a perennial power in the National Industrial Basketball League in the '50s, capturing

third place in the national AAU tournament in 1956. His interest in sports was further evidenced by past ownership participation in professional baseball, basketball and boxing.

Football history was made in Adams' office in Houston on Aug. 3, 1959, where he and Lamar Hunt held a press conference to announce the formation of the new American Football League, which would begin playing in 1960. Hunt would have a team in Dallas, Adams would have a team in Houston, and other teams would be forthcoming.

In his fifth decade as founder, owner, chairman, president and CEO of the Tennessee Titans (formerly Houston Oilers and Tennessee Oilers), the hardworking and aggressive Adams has made professional football history numerous times. In 1968, Adams' Oilers became the first AFL/NFL team to play its home games indoors by moving into Houston's Astrodome. A team rich in tradition and pride, the Oilers were the dominant team in the American Football League during the 10-year era (1960-69), playing in the championship game four times (1960, 1961, 1962, 1967) - and winning twice consecutively (1960, 1961); earning four AFL Eastern Division Championships (1960, 1961, 1962, 1967); and making the playoffs five years out of 10 (1960, 1961, 1962, 1967, 1969). In 1970, the AFL merged into the expanded NFL, and Adams' teams made the playoffs 16 times (1978, 1979, 1980, 1987, 1988, 1989, 1990, 1991, 1992, 1993, 1999, 2000, 2002, 2003, 2007, 2008). In fact, the Oilers' streak of seven consecutive playoff appearances (1987-93) was the longest streak in the NFL during that time span. In 2008, the franchise recorded the best record in the NFL (13-3), while capturing its fifth division title and second AFC South crown (2002) after winning the AFC Central division in 1991, 1993 and 2000.

The Houston Oilers played their final season in 1996 at the Houston Astrodome. In 1997, Adams led the National Football League into the Mid-South region, the last untapped area without a major professional sport. That feat allowed his team to be the first NFL franchise to call "the Volunteer State" home. During construction of the stadium in Nashville, the Tennessee Oilers played the 1997 season at the Liberty Bowl in Memphis, and the



In 1978, Adams drafted Earl Campbell, who led the NFL in rushing in each of his first three seasons.

1998 season at Vanderbilt Stadium in Nashville.

On July 29, 1998, Adams announced that the Oilers' name would be changed beginning with the 1999 season. The Oilers' name was retired by the NFL – a first in league history – allowing the Tennessee franchise to retain the team's winning tradition, and launching a new era in the Mid-South.

The Tennessee Titans made their debut in 1999. In Greek mythology, Titans were men of strength and power. The Titan Prometheus brought fire to man, and the new Tennessee Titans brought fire to the football fans in the Mid-South during a very memorable inaugural season, unveiling a new name, stadium, training facility, logo, uniform and colors. Adams personally selected T-Rac as the team's new mascot.

In 10 seasons as the Titans, the franchise has won the American Football Conference Championship for the 1999 season (culminating in a trip to Super Bowl XXXIV in Atlanta, where the Titans were defeated by the Rams in one of the most exciting games in Super Bowl history), captured the AFC Central Division Championship (2000) and AFC South Division Championships (2002, 2008), built an enormous home field advantage (52-28 record at home) and the loyalty of millions of fans across the nation and throughout the world. The popularity of the Titans has translated into 114 consecutive sell-outs at LP Field (through 2009).

During Adams' illustrious career, 65 of his players have been Pro Bowl selections, including one AFL, two NFL Most Valuable Players and five offensive or defensive Rookies of the Year. Also, eight

K.S. "BUD" ADAMS, JR.

ADAMS

Coaching Staff

Players

Rookies

2008 Season

Records

History

Playoff History

Sidelines

of Adams' players, including Bruce Matthews in 2007, have been inducted into the Pro Football Hall of Fame in Canton, Ohio. In each of the past three seasons, Adams was nominated for the Pro Football Hall of Fame as a special contributor. In recognition of the 40th season of the Houston Oilers/Tennessee Titans organization, Adams created an official team Hall of Fame that features players and staff from the past, while creating a special place for Titans stars of the future to be recognized.

Adams is currently a working member on several prominent NFL committees, including the NFL's Finance, Hall of Fame, Legislative and Audit Committees; and he is a Trustee for the NFL Trust. Very active in national, state and local programs,

Adams is on the Board of Directors of the Cherokee Indian National Historical Society; the Board of Trustees of the Pro Football Hall of Fame in Canton, Ohio; the Board of Directors of the Boy Scouts of America - Sam Houston Area Council; and a Lifetime Director of The Hundred Club in Houston. He is a Governor Emeritus of the Sigma Chi Fraternity Foundation; an Emeritus Trustee of the Culver Educational Foundation; and a Lifetime Director of the Houston Livestock Show and Rodeo. In Tennessee, he is on the Board of Directors of the Middle Tennessee Council of the Boy Scouts of America; a member of the Nashville Chamber of Commerce, and on the Board of Trust of the 100 Club of Nashville.

Adams has received numerous awards through the years. Most recently, he was awarded the inaugural Lamar Hunt Award for Professional Football in 2008 by the Committee of 101. The award honors those of visionary leadership who have helped the NFL reach preeminent status and was given jointly to the "Foolish Club," the original founders of the AFL. Also in 2008, Adams and his wife, Nancy, were inducted into Baptist Hospital's Seton Society for

excellence in their profession and service to the hospital. In October 2006, he was inducted into the Menlo College Athletic Hall of Fame. In February 2006, he was inducted into the Tennessee Sports Hall of Fame, becoming the first member of the organization to enter the state hall. In June 2005, he was given the Jack Smith Leadership Award recognizing his West Point Buick dealership in Houston as Dealer of the Year. Tennessee Governor Phil Bredesen appointed him Colonel Aide de Camp for the State of Tennessee in October 2004. The Tennessee General Assembly honored him and the Titans at the State Capitol in March 2001. He was awarded the Community Spirit Award by the Nashville Sports Council at the Third

Annual American General Dinner of Champions in February 2001; was honored by the Cherokee National Historical Society at a dinner at the Gilcrease Museum in Tulsa, Okla., in September 2000; was honored at Tennessee State University in August 2000; was the recipient of the Lamar Hunt Outstanding Pro Football Executive Award for the year

2000 from the All-American Football Foundation; and in March 2000, he received the National Multiple Sclerosis Society's Silver Hope Chest Award in Nashville. In 1997, he was honored by Sigma Chi Fraternity with a formal portrait and bust on permanent display in the foyer and museum of their Evanston, Ill., headquarters. He was inducted into Culver Academy's Athletic Hall of Fame in the inaugural class in 1994. In 1991, he was given the Order of Constantine from Sigma Chi, which is the highest honor that fraternity can bestow. In 1990, he was given Sigma Chi Foundation's Semi-Centennial Award.

Other noteworthy honors bestowed upon Adams in the past have included the 1988 prestigious "Golden Buckle Award" from the Greater Houston Convention and Visitors Bureau; and the 1987



Tennessee Governor Phil Bredesen (right) was present last season when Adams was inducted into the franchise's ring of honor.

Distinguished American Award, presented jointly by the Houston Chapter of the National Football Hall of Fame and the Houston Athletic Committee (Chamber of Commerce). He was named 1983 "King Capon" by Bill Williams' Annual Capon Charity Dinner, Inc.; 1981 "Man of the Year" by Culver Military Academy; 1981 "Outstanding Chief Executive Officer" by Financial World Magazine; 1980 "Distinguished Alumnus" by California Community and Junior College Association; 1969 "Westerner of the Year" by the Houston Farm and Ranch Club; 1963 "Significant Sig" by Sigma Chi Fraternity; 1961 "Mr. Sportsman" by the Interfaith Charity Group; and 1960 "Houston Salesman of the Year" by the Houston Sales Association.

Adams and his wife Nancy were married for 62 years before her passing this past February. They raised two daughters, Susie Smith and Amy Strunk, and a son, Kenneth S. Adams III, who is deceased. Adams has seven grandchildren.

ADAMS IN THE COMMUNITY

Football fans in the Mid-South applauded the relocation of the Titans to Tennessee in 1997, but local charities should raise a cheer as well. Since the Titans moved to Tennessee, local charities have seen approximately \$18 million flow into their organizations as a direct result of the Titans and the NFL. The great majority of the money and gifts have come from Mr. Adams and the Titans Foundation.

In recognition of his many charitable endeavors, the Nashville Sports Council presented the "2000 Community Spirit Award" to Adams at their annual Dinner of Champions on Feb. 1, 2000. The award was given for Adams' "countless charitable contributions that helped so many in the Metro Nashville community during 1999."

Mr. and Mrs. Adams established the Tennessee Titans Foundation in 1999 with an initial gift of \$500,000. The Foundation offers financial support and other resources to non-profit organizations. The largest fundraiser for the Titans Foundation is the annual Titans Charity Golf Classic, which has generated in excess of \$1.5 million in 11 events.

The Titans license plate has been a great success as fans can show support for the team on their vehicle. In six years, the



Adams was honored by Baptist and St. Thomas Hospitals last May for donating \$500,000 to help build the Bud and Nancy Adams/Tennessee Titans Family Waiting Area at Baptist Hospital.

Titans specialty plate has generated nearly two million dollars for Tennessee charities through the Titans Foundation. In addition to the Tennessee Arts Commission, the following 10 organizations receive equal shares from the proceeds of the plate sales:

- Baptist Hospital Maternity/Birthing Center
- Boys & Girls Clubs of Tennessee
- Boy Scouts of Tennessee
- Camp Discovery
- Fisk University Scholarship Fund
- Girl Scouts of Tennessee
- Jason Foundation
- St. Jude's Children Research Hospital
- Tenn. St. University Scholarship Fund
- Vanderbilt Children's Hospital

Adams' most recent gift was \$500,000 to the Baptist Hospital Foundation (Nashville) which was designated for the hospital's Obstetrics expansion project and resulted in the "Bud and Nancy Adams and Tennessee Titans Family Waiting Area," and now brings the total to \$675,000 given to Baptist Hospital.

The Titans contributed more than \$5 million over the last 11 years (1999-2009) to the NFL's Youth Football Fund, and over \$1.6 million has been allocated within the Titans' market. The fund improves youth football programs and facilities worldwide. Locally, the fund is responsible for improving 14 area fields, including 12 Metro Nashville schools and two in Dickson County, Tenn.

Youth football is also being addressed through the Titans sponsorship of the TSSAA's Titans Mr. Football Awards,

which honor the best high school players from the state each year.

Over the last nine years (1999-2008), \$6.0 million has been raised for approximately 140 charitable organizations through volunteers working in LP Field concession booths. The money volunteers would have been paid instead went to their favorite charities, all of which benefited from Titans home games being played.

Adams initiated the "Titans Join the Team Scholarship Program" that ran from 2005-07. The program rewarded high school athletes throughout the state of Tennessee with scholarships for community service. The program generated over \$500,000 in scholarship money and 30,000 service hours by students in communities throughout Tennessee.

The Titans also worked with AmSouth and Channel 5 in co-sponsoring "America's Fund" which raised \$664,000, including a \$75,000 personal gift from Mr. and Mrs. Adams and \$25,000 from the Titans organization, for victims of the Sept. 11 tragedies.

Adams' gifts have not been limited to cash donations. In January 2000, he gave the "trip of a lifetime" to Super Bowl XXXIV in Atlanta to 40 Nashville teenagers and 10 chaperones that were chosen from six local charities. "Bud's Kids" were treated to 50-yard-line seats and a three-night stay at the Titans' team hotel and a trip home on the team's 747-charter airplane.

Adams donated Super Bowl tickets to the Nashville Red Cross during a time when their available blood supply was at a critically low stage. Blood donors were eligible to win two Super Bowl tickets, and the "Super Bowl Blood Drive" resulted in



Adams annually teams with LP Building Products to sponsor a Habitat for Humanity home for a Nashville family.

3,549 pints of blood, one of the most successful drives in the history of Nashville.

Adams donated a pair of Super Bowl tickets to be raffled off to help pay medical expenses for Kaia Jergenson, a member of the David Lipscomb University women's basketball team, who lost her legs due to bacterial meningitis.

The team's historic 1999 Super Bowl season saw Adams get heavily involved in area schools with three unique programs. He established a statewide art contest that spotlighted the importance of art in education and also added some Tennessee artistic flair to LP Field.

The art contest was open to high school students (grades 9-12) and resulted in 150 entries that hung in the suites at the stadium. One winner from each grade won \$1,000 with runners-up in each grade winning \$750 each. Adams rewarded area sixth, seventh and eighth grade students for their hard work by donating 3,500 pairs of tickets to the inaugural game versus the Falcons.

Adams and his late wife Nancy have given generously to many charitable organizations over the years. After Tropical Storm Allison devastated the Houston area in June 2001 with more than 30 inches of rain, Adams contributed \$100,000 to the "Spirit of Texas Fund" established by the Red Cross to aid flood victims. Houston Texans owner Bob McNair and NFL Charities also contributed \$100,000 each for a combined gift of \$300,000 to the fund.

In 1998, Mr. and Mrs. Adams teamed with NFL Charities to donate \$200,000 to help families in East Nashville following a devastating tornado.

He purchased more than 500 copies of "Tennessee: A History" and presented them to seventh grade history classes at public schools across the state. Wilma Dykeman was the author of the book and was a member of the Titans Advisory Board of Directors that aided Adams in selecting the new name and logo for the franchise.

Adams spearheaded the drive for construction and operation of the original Ronald McDonald House in Houston. The team also hosted a biannual fundraising gala from 1978-94, which raised more than \$3.5 million to support, operate and provide the permanent endowment of that Ronald McDonald House.

Since the Titans moved to Tennessee, local charities have seen approximately \$18 million dollars flow into their organizations as a direct result of the Titans and the NFL.



Mr. and Mrs. Adams established the Tennessee Titans Foundation in 1999 with an initial gift of \$500,000.

- Approximately \$2.0 million to statewide charities through Titans License Plate program
- \$1.6 million spent for area youth football efforts within the Titans' market, including upgrades to 14 youth football fields in both Nashville and Dickson County, Tenn.
- \$760,000 in gifts to the various charities in the greater Memphis area (1997 and 1998)
- \$675,000 to the Baptist Hospital Foundation
- \$500,000 distributed for scholarships through the Titans "Join the Team" Scholarship program.
- \$445,000 in gifts distributed among United Way offices throughout Tennessee
- \$250,000 to Tennessee Governor's residence restoration
- \$200,000 (divided between American Red Cross and Nashville's Public Schools) for disaster relief following Nashville's 1998 tornado damage
- \$132,500 in gifts to Tennessee State University
- \$128,000 in gifts to Habitat for Humanity
- \$126,000 to Tennessee high school football programs for the Coach of the Week program.

- \$120,000 in gifts to the Salvation Army's Red Shield Family Initiative
- \$105,000 to Nashville's Backfield in Motion Program
- \$100,000 to Red Cross America's Fund (Sept. 11th Funding)
- \$100,000 worth of weight-training equipment to Nashville schools
- \$90,000 to Iroquois Steeplechase which benefits Vanderbilt Children's Hospital
- \$53,500 in gifts to the Junior League of Nashville
- \$50,000 to Boy Scouts of America
- \$33,000 gift to American Cancer Society for the Hope Lodge
- \$25,000 gift to Fannie Battle Day Home
- \$25,000 gift to Susan Gray School for Children at Vanderbilt University
- \$25,000 to Girl Scouts of America
- \$16,000 gift to Martha O'Bryan Center
- \$15,000 in gifts to W.O. Smith/ Nashville Community Music School
- \$11,000 gift to Auxiliary Probation Center of Memphis
- \$11,000 gift to Nashville Family Shelter
- \$11,000 gift to Kingsport "Meals on Wheels" program
- \$10,000 gift to Nashville school district to underwrite teen violence video
- \$10,000 gift to Boys & Girls Club of Middle Tennessee
- \$10,000 gift to Taft Youth Development Center Football program
- \$10,000 gift to Bethlehem Center of Nashville
- \$10,000 gift to Hands-on Science Center in Tullahoma, Tenn.
- \$10,000 gift to Franktown Open Hearts in Franklin, Tenn.



Nearly \$2 million has been raised for statewide charities through the Titans License Plate program.

Nancy Neville Adams, wife of Titans owner K.S. “Bud” Adams, Jr., peacefully passed away on Feb. 2, 2009.

Nancy was born in Hattiesburg, Miss., on May 18, 1924 to parents Edward McDow Neville and Amy Bethea Neville. She attended the University of Kansas in Lawrence, Kansas, where she was a member of Kappa Alpha Theta sorority. Nancy and Bud met at KU and were married on October 26, 1946. They were lifetime sweethearts for 67 wonderful years.

“She was the love of my life and we shared so many great memories together,” Adams said. “I will miss her greatly, but know how lucky we were to have each other’s company for so long.”

Nancy was a loving daughter, wife, mother and grandmother. She was predeceased by her parents and her son Kenneth Stanley Adams, III. Survivors include husband Bud Adams, daughter Susie Smith and husband Tommy, daughter Amy Strunk, grandchildren Stuart Smith, Nancy Smith, Tracy Thompson, Tommy Thompson, Blanche Strunk, Kenneth S. Adams IV and Barclay Adams. Extended family and friends Susan, Steve and Spencer Lewis, John and Linda Barrett, Theresa and John Crowley, Exie B. Williams, Edna and Lonnie Mikeska and her Wednesday Theta Luncheon Group



Nancy Adams passed away Feb. 2, 2009.

which met for over 50 years.

Nancy was a member of River Oaks Baptist Church, the Houston Alumnae Chapter of Kappa Alpha Theta and the John McNitt Alexander Chapter of the Daughters of the American Revolution.

Nancy will be remembered as a warm and gracious lady who never met a stranger. She was a true example of a genteel Southern lady, and she will be missed by everyone whose lives she touched.



Bud and Nancy Adams were lifetime sweethearts for 67 wonderful years.

A year after celebrating the 10th season as the Tennessee Titans, the team will mark another special occasion in 2009 — the 50th anniversary of the founding of the team and the formation of the American Football League.



In 1959, after failing to acquire NFL franchises through expansion or purchase, Lamar Hunt and K.S. “Bud” Adams, Jr. resolved to form a new, competing professional football league. Hunt and Adams recruited other owners, who like themselves were looking to enter the world of football ownership but had been rebuffed. The eight original teams, whose owners would later be dubbed the “Foolish Club” for taking on



the NFL, were: the Houston Oilers (later to be known as the Tennessee Titans), Dallas Texans (Kansas City Chiefs), Denver Broncos, New York Titans (New York Jets), Los Angeles Chargers (San Diego Chargers), Buffalo Bills, Boston Patriots (New England Patriots) and Oakland Raiders. Oakland received a franchise after Minnesota, initially in the AFL group, was awarded an NFL expansion team.

The AFL played its first games in 1960, and Adams’ Oilers went on to win the first two AFL Championships. The Cincinnati Bengals and Miami Dolphins were added to the league later in the decade, and in 1970, the AFL and NFL were officially merged, becoming the American Football Conference and the National Football Conference.

The NFL will celebrate the 50th anniversary of the AFL in 2009 with a logo and uniform patch. Additionally, the original AFL clubs will wear special throw-back uniforms for select games. The Titans play five games against former AFL opponents (Bills, Chargers, Dolphins, Patriots and Jets).



Titans owner K.S. “Bud” Adams, Jr. was the co-founder of the American Football League in 1959.



Adams lured LSU running back Billy Cannon, who played a key role in the Oilers capturing the first two American Football League Championships.

ADAMS

Coaching Staff

Players

Rookies

2009 Season

Records

History

Playoff History

Sidelines



Senior EVP, General Counsel and Exec. Asst. to Chairman of the Board



Steve Underwood is in his 19th season with the franchise, including his fourth as Senior Executive Vice President, General Counsel/Executive Assistant to Chairman of the Board. Overall, Underwood is in his 33rd year of association with the Oilers/Titans franchise.

In August of 2006, he assumed his new position and moved from Houston to Nashville. He oversees the organization in Nashville and reports directly to the owner.

On behalf of Mr. Adams in 2007, he was deeply involved in the search for the Titans' new General Manager, which resulted in the hiring of Mike Reinfeldt from the Seattle Seahawks. He interacts on a daily basis with Mr. Adams, Reinfeldt, Head Coach Jeff Fisher and Executive VP Don MacLachlan to ensure that all areas of the organization are integrated and moving in the same direction.

Since he joined the franchise in 1991, he has served as General Counsel for the franchise, a position he still holds. The Office of General Counsel handles a myriad of responsibilities, including management of Titans' salary cap and related collective-bargaining issues; involvement in negotiation and preparation of player contracts and stadium, promotional and corporate agreements; and management of litigation. He also serves as General Counsel for KSA Industries, Inc., the private holding company of Titans' owner K. S. "Bud" Adams, Jr.

Underwood was heavily involved in issues related to the franchise's relocation to Tennessee, including his role as one of the Titans' principal negotiators with local governments in Nashville, Memphis and Houston. He continues to be one of the club's principal contacts with the Sports Authority of the Metropolitan Government of Nashville and Davidson County.

In 2006, he was named to the league's Security Advisory Group, which recommends best practices in stadium security related issues. He is a member of the State

Bar of Texas and the Houston Practice Association and is admitted to practice before various federal courts. He is a frequent speaker and lecturer on sports law topics at functions, law schools and seminars in Texas and Tennessee. In 1990, Underwood was issued a special citation by a student society at Texas Southern University's College of Law for his "educational contribution to the college." In 2004, he received the University of Houston Law Center's Corporate Section Achievement Award.


Prior to joining the franchise, Underwood was an attorney for the Houston firm of Caldwell & Hurst since 1977. For his entire tenure there, he served as the Houston Oilers' primary counsel. Underwood also served as a part-time business law/real estate instructor at Baytown Lee College from 1980-81, and at San Jacinto Junior College from 1981-85.

A native of Baytown, Texas, Underwood received his B.J. degree from the University of Texas and his law degree from the University of Houston Law Center. From 1974-76, while a law student, he was a legislative aide to a member of the Texas Legislature.

Underwood has five children, including daughters Christy (35), Melissa (29), Providence (14) and Liberty (12), and son, Dennis (17). Underwood and his wife, Frances, reside in Franklin, Tenn.



Underwood addresses finalists of the 2008 Titans Community QB Award during a special luncheon last January at LP Field.



EVP and Head Coach



Jeff Fisher is entering his 15th full season as Head Coach of the Tennessee

Titans and his 10th as Executive Vice President. Fisher holds the franchise record for wins by a head coach with 133 victories and is the NFL leader in tenure with one team among active coaches. Entering this season, he ranks 22nd on the NFL's career head coaching wins list and second among active coaches (Belichick, 153).

Over the last 10 seasons (1999-2008), Fisher has guided the franchise to six playoff appearances – only two teams (Indianapolis and Philadelphia) have more appearances during that time. During his tenure, his accomplishments include the six playoff appearances (1999, 2000, 2002, 2003, 2007, 2008), three Division titles (2000, 2002, 2008), two AFC Championship Games (1999, 2002) and one Super Bowl berth (XXXIV). He presided over the most victorious (56 regular season wins and five postseason wins) and successful five-year period in the franchise's 49-year history, between 1999 and 2003.

Last season was one of the most successful regular seasons in franchise history – capturing the AFC South title, matching a franchise best and league high 13 wins, smashing the franchise record for wins to start a season with 10 and eight players earning Pro Bowl invitations. The team was driven by a dynamic run game, an efficient passing game and one of the league's best defenses.

In 2007, Fisher helped a young team take another step in the maturation process and the final rebuilding phase as this new group of Titans qualified for the playoffs for the first time since 2003. In guiding the

team to a 10-6 record through the toughest division in the NFL, Fisher saw the franchise through a difficult re-tooling period that saw the team build from 4-12 in 2005, to 8-8 in 2006 and a playoff berth in 2007. The team followed the path of previously successful Jeff Fisher teams, ranking fifth in the NFL in rushing offense, fifth in the NFL in yards allowed on defense and recording a 5-3 mark on the road.

Hallmarks of a Fisher-led team include a stout rushing defense, the ability to possess the ball with a strong running game and poise in the midst of adversity. His ability



Entering his 15th full season, Jeff Fisher is currently the NFL's longest-tenured head coach.

to lead and shape a team is achieved through a combination of toughness and insight as a former NFL player. In 11 of the last 14 seasons, the Titans defense ranked in the top 10 against the run and ranks fourth in rushing defense over that period (Baltimore, Pittsburgh, San Diego). In 2003, the Titans finished first in the NFL in rushing defense for only the second time in franchise history (1993).

Fisher believes in the philosophy that a strong running game helps control the clock and keeps your defense fresh. In 11

of the last 13 seasons, the Titans have finished in the top half of the NFL in rushing offense including seven Top 10 finishes. Additionally, in 12 of the last 14 seasons, the Titans have finished with an average time of possession number more than 31 minutes for the season.

After rising to head coaching duties during the 1994 season, Fisher took over a team that was gutted by the emergence of the salary cap and eventually molded them into a consistent winner, overcoming any number of obstacles that were involved with moving the team from Houston to Nashville. The circumstances that surrounded the team between 1995 and 1998

helped bond the team and form an identity of strength and the ability to overcome. Fisher's teams are mentally strong, flourishing on the road where many teams will wilt. Since 1995, the Titans/Oilers have amassed the third best road record in the NFL with a 61-51 mark during that time, including a 6-2 mark during the 2008 campaign.

In 1997 (8-8) and 1998 (8-8), Fisher guided a team that was in a state of transition and laid the groundwork for the success that was to come. As the team arrived in Tennessee, two young stars began to take control as third-year quarterback Steve McNair took over a starting role and second-year running back Eddie George became a workhorse.

After years of fluidity and change, a fresh start and stability finally arrived in 1999 with a new name and the opening of the new stadium; and in this new environment, the new Titans would flourish with the foundation that had been laid. Fisher, the Titans and

Middle Tennesseans will fondly remember the accomplishments of the 1999 season, which brought the team its first AFC Championship and an appearance in Super Bowl XXXIV. Fisher and the Titans defeated AFC Central champion Jacksonville three times in 1999, handing the Jaguars their only losses. As a Wild Card team, the Titans had the most difficult route to the Super Bowl. Fisher earned his first post-season victory by defeating Buffalo 22-16, and erased a 16-0 deficit against the Rams in one of the biggest displays of heart in any second half of Super Bowl history. The Titans became only the sixth Wild Card team to earn a trip to the Super Bowl since the NFL added the Wild Card playoff team in 1978. Fisher guided the Titans to a streak of 13 consecutive wins against AFC Central Division opponents dating back to

1998. It marked the longest streak in the history of the Central Division and the third longest in the NFL since the 1970 merger.

Building on the success the Titans had during the 1999 season would be tough to accomplish, but Fisher followed the team's first AFC championship in 1999 with an AFC Central crown and the league's best record in 2000. It was the first time in franchise history that the Titans/Oilers owned the NFL's best record (13-3) and only the third time the club won the AFC Central.

In 2000, Fisher became the fifth coach in NFL history to lead his team to consecutive 13-win seasons, joining Mike Ditka (Chicago Bears, 1985-86), George Seifert (San Francisco, 1989-90), Marv Levy

(Buffalo Bills, 1990-91) and Mike Holmgren (Green Bay Packers, 1996-97). The defense reached a new level of success in 2000, earning the number one ranking in the NFL for yards allowed and surrendering



Fisher rallied the Titans to a franchise-record 10-0 start en route to his second AFC South championship in 2008.

the third lowest point total in the league since 1977.

One of his best coaching jobs came in 2002. The Titans were poised to rebound from a disappointing 2001 season which was plagued by injury. Tennessee got off to a 1-4 start and people on the outside began to doubt, but Fisher kept the team on an even keel and rallied the players to win 11 of the next 12 games, capture the AFC South title and earn a place in the AFC Championship Game. Fisher recognized that it would take time for the team to come together as nine new starters became familiar with the "Titans Way" of football. The Titans thrived in 2002 against the best teams, posting an NFL-best (tied with Oakland) 6-2 mark against teams with a winning record during the regular season. For his accomplishments, he was named

NFL Coach of the Year by Football Digest and AFC Coach of the Year by the 101 Awards in Kansas City.

In 2003, Tennessee reached the Divisional round of the playoffs for the fourth time in five years after earning a Wild Card berth with their 12-4 mark. Tennessee continued a tradition of great play at home, posting a 7-1 record at LP Field. While the defense ranked first against the run, the offense scored the second most points in franchise history (435) and became just the third franchise since 1970 to score 30 or more points in six consecutive games. On the individual side, quarterback Steve McNair earned NFL co-MVP honors, becoming only the second player in franchise history to win the honor (Earl Campbell).

During the 2004 season, the Titans struggled to overcome an array of injuries that by the end of the season accounted for 135 games missed by starters, including season-ending injuries to 10 starters, and resulted in a 5-11 record.

Also in 2004, Fisher became the fourth youngest coach (46) to win 90 regular season games since 1960. Only John Madden (41), Don Shula (41), and Bill Cowher (44) were faster to 90 wins.

The 2005 season also was a year of youth, as the Titans fielded the youngest team in the league and youngest NFL team in over a decade. Escaping from salary cap difficulties in a single season, the team was forced to jettison productive players who provided veteran leadership. This combination of youth and inexperience was the primary reason for the team's 4-12 record.

In 2005, with a win over the Houston Texans (10/9/05), he became just the 17th coach to reach the 100-win mark with one team.



Fisher owns the franchise record for most wins by a head coach with 133 victories.

In 2006, Fisher showed his experienced leadership skills in guiding a team that started 0-5 and was led by a rookie quarterback to an 8-8 record by winning eight of the last 11 contests, including a six-game win streak through November and December to finish one game short of the playoffs. Quarterback Vince Young earned Rookie of the Year honors and the offense posted the sixth highest rushing total in franchise history - the second highest in the Fisher coaching era (1997). Despite having the NFL's second youngest team on opening day, it was a team that learned to win close games, registering a 7-4 record in games decided by seven points or fewer (second most wins in that category in the NFL) and six come-from-behind victories.

During the 2006 season, Fisher became the first coach in franchise history to lead the team in 200 contests, reaching the milestone in a game against Baltimore (11/12/06). He became only the 12th coach in NFL history to coach 200 games with one team, joining George Halas, Tom Landry, Don Shula, Chuck Noll, Curly Lambeau, Bud Grant, Steve Owen, Bill Cowher, Joe Gibbs, Hank Stram and Marv Levy (Mike Shanahan joined the list in December of 2006 to make 13 coaches).

Fisher originally joined the Oilers' coaching staff on Feb. 9, 1994, after spending two seasons as the defensive backs

coach for the San Francisco 49ers. Fisher was a perfect fit for the Oilers, who were looking for a young, aggressive coach with experience in the "46" defense. Fisher had worked with the "46" for many years with former Oilers Defensive Coordinator Buddy Ryan. Fisher took over a defense that achieved dominant status in 1993, but had lost several key components to free agency. He was elevated to head coach on Nov. 14, 1994, replacing Jack Pardee, for



Fisher has guided the Titans to an impressive six playoff appearances over the last 10 years (1999-2008).

the final six games of the season.

Fisher officially began his coaching career as an assistant for Ryan and the Philadelphia Eagles in 1986, tutoring the defensive backs for three seasons before becoming the NFL's youngest defensive coordinator in 1988. One year later, under Fisher's tutelage, the Eagles' defense led the NFL in interceptions (30) and quarterback sacks (62). In 1990, Philadelphia's defense paced the league in rushing defense and ranked second in quarterback sacks.

In 1991, Fisher headed west to be reunited with his college coach John Robinson, serving as the Los Angeles Rams' defensive coordinator before joining the 49ers one year later.

A former defensive back at the University of Southern California, Fisher played for Robinson in a star-studded defensive backfield that included future NFL stars Ronnie Lott, Dennis Smith and Joey Browner. Former Titans offensive lineman Bruce Matthews also was one of Fisher's USC teammates. Fisher's career statistics included five interceptions and 108 tackles. The versatile Fisher also served as the Trojans' backup kicker and earned Pac-10 All-Academic honors in 1980.

Originally a seventh-round draft selection of the Chicago Bears in 1981, Fisher appeared in 49 games as a defensive back and return specialist in five NFL seasons. He earned a Super Bowl ring after Chicago's 1985 Super Bowl season, despite spending the year on injured reserve with an ankle injury that prema-

turally ended his playing career. During that season, Fisher began his post-playing career by assisting Ryan as an "unofficial" coach while the Bears ultimately defeated the New England Patriots in Super Bowl XX. He left Chicago in 1985 holding a number of team records including: number of punt return yards for a season with 509 yards in 1981, number of punt returns in a season with 58 in 1984, and number of punt returns in one game with eight on Dec. 16, 1984, at

Detroit. He also recorded the longest punt return by a Bear in 39 years with an 88-yard return for a touchdown on Sept. 20, 1981, against Tampa Bay.

A native of Southern California, Fisher was a high school All-America wide receiver for the Toreadors of Taft High School in Woodland Hills, Calif. Fisher is an avid fisherman and golfer. He also does considerable work off the field with little accolade. He generously donates time and money to a number of different charities, including hosting a celebrity softball game that raises money for local charities, a coach's clinic for youth/high school coaches in the Mid-South and serves as spokesman for the Country Music Kid's Marathon as well as the Jason Foundation.

He also gives back to the NFL, serving on the NFL Competition Committee since 2000 and as a co-chairman of the committee since 2001. The committee is instrumental in guiding the league through rule changes and ways to improve the game.

Fisher completed his first marathon when he ran in the Country Music Marathon in 2002. In 2001, Fisher was named the winner of the Horrigan Award, given by the Pro Football Writers of America to the NFL representative that is the most cooperative with the media. Additionally, Fisher was named the 2000 Tennessean of the Year by Nashville's Tennessean and 1999 Sports Person of the year by the Nashville Sports Council.

Fisher (born 2/25/58) has three children: sons Brandon (age 22) and Trent (age 17), and daughter Tara (age 20).



FISHER'S NFL COACHING LEDGER

- 1994-2009** Head Coach, Oilers/Titans*
- 1994** Defensive Coordinator, Houston Oilers#
- 1992-93** Defensive Backs Coach, San Francisco 49ers
- 1991** Defensive Coordinator, Los Angeles Rams
- 1988-90** Defensive Coordinator, Philadelphia Eagles
- 1986-88** Defensive Backs Coach, Philadelphia Eagles

* Last six games in 1994
 # First 10 games in 1994

FISHER'S CAREER COACHING RECORD

<u>Year</u>	<u>Team</u>	<u>W</u>	<u>L</u>	<u>T</u>	<u>Pct.</u>	<u>Place</u>	<u>Notes</u>
1994	Houston Oilers*	1	5	0	.167	4th	
1995	Houston Oilers	7	9	0	.438	2nd (tie)	
1996	Houston Oilers	8	8	0	.500	3rd (tie)	
1997	Tennessee Oilers	8	8	0	.500	3rd	
1998	Tennessee Oilers	8	8	0	.500	2nd	
1999	Tennessee Titans	13	3	0	.813	2nd	Wild Card Berth
2000	Tennessee Titans	13	3	0	.813	1st	Division Champion
2001	Tennessee Titans	7	9	0	.438	3rd (tie)	
2002	Tennessee Titans	11	5	0	.688	1st	Division Champion
2003	Tennessee Titans	12	4	0	.750	2nd	Wild Card Berth
2004	Tennessee Titans	5	11	0	.313	4th	
2005	Tennessee Titans	4	12	0	.250	3rd	
2006	Tennessee Titans	8	8	0	.500	2nd	
2007	Tennessee Titans	10	6	0	.625	3rd	Wild Card Berth
2008	Tennessee Titans	13	3	0	.813	1st	Division Champion

Postseason

<u>Year</u>	<u>W</u>	<u>L</u>	<u>T</u>	<u>Pct.</u>	<u>Notes</u>
1999	3	1	0	.750	AFC Champion
2000	0	1	0	.000	
2002	1	1	0	.500	
2003	1	1	0	.500	
2007	0	1	0	.000	
2008	0	1	0	.000	

Career Totals

Regular Season	128	102	0	.557
Postseason	5	6	0	.455
All Games	133	108	0	.552

* Interim head coach

FISHER

Coaching Staff

Players

Rookies

2008 Season

Records

History

Playoff History

Sidelines

JEFF FISHER

FISHER

Coaching Staff

Players

Rookies

2008 Season

Records

History

Playoff History

Sidelines

Regular Season

Postseason

	Overall		Home		Away		Overall		Home		Away	
	W	L	W	L	W	L	W	L	W	L	W	L
AFC South												
Houston	11	3	6	1	5	2	0	0	0	0	0	0
Indianapolis	5	9	3	4	2	5	1	0	0	0	1	0
Jacksonville	16	12	7	7	9	5	1	0	0	0	1	0
Totals	32	24	16	12	16	12	2	0	0	0	2	0
AFC North												
Baltimore	8	8	4	4	4	4	1	2	0	2	1	0
Cincinnati	13	6	5	4	8	2	0	0	0	0	0	0
Cleveland	7	5	3	3	4	2	0	0	0	0	0	0
Pittsburgh	11	7	7	2	4	5	1	0	1	0	0	0
Totals	39	26	19	13	20	13	2	2	1	2	1	0
AFC East												
Buffalo	4	1	2	0	2	1	1	0	1	0	0	0
Miami	2	6	1	2	1	4	0	0	0	0	0	0
New England	1	3	1	1	0	2	0	1	0	0	0	1
N.Y. Jets	4	4	3	3	1	1	0	0	0	0	0	0
Totals	11	14	7	6	4	8	1	1	1	0	0	1
AFC West												
Denver	1	2	1	1	0	1	0	0	0	0	0	0
Kansas City	3	4	1	2	2	2	0	0	0	0	0	0
Oakland	5	3	4	1	1	2	0	1	0	0	0	1
San Diego	0	4	0	2	0	2	0	1	0	0	0	1
Totals	9	13	6	6	3	7	0	2	0	0	0	2
AFC Totals	91	77	48	37	43	40	5	4	2	1	3	3
NFC South												
Atlanta	4	0	2	0	2	0	0	0	0	0	0	0
Carolina	2	1	1	1	1	0	0	0	0	0	0	0
New Orleans	4	0	1	0	3	0	0	0	0	0	0	0
Tampa Bay	4	1	3	0	1	1	0	0	0	0	0	0
Totals	14	2	7	1	7	1	0	0	0	0	0	0
NFC North												
Chicago	1	3	0	2	1	1	0	0	0	0	0	0
Detroit	3	1	1	1	2	0	0	0	0	0	0	0
Green Bay	3	1	2	0	1	1	0	0	0	0	0	0
Minnesota	1	4	1	1	0	3	0	0	0	0	0	0
Totals	8	9	4	4	4	5	0	0	0	0	0	0
NFC East												
Dallas	2	2	1	1	1	1	0	0	0	0	0	0
N.Y. Giants	4	1	3	1	1	0	0	0	0	0	0	0
Philadelphia	3	0	1	0	2	0	0	0	0	0	0	0
Washington	3	1	1	1	2	0	0	0	0	0	0	0
Totals	12	4	6	3	6	1	0	0	0	0	0	0
NFC West												
Arizona	1	2	0	1	1	1	0	0	0	0	0	0
St. Louis	1	1	1	0	0	1	0	1	0	1+	0	0
San Francisco	1	2	1	1	0	1	0	0	0	0	0	0
Seattle	0	5	0	2	0	3	0	0	0	0	0	0
Totals	3	10	2	4	1	6	0	1	0	1+	0	0
NFC Totals	37	25	19	12	18	13	0	1	0	1+	0	0
NFL Totals	128	102	67	49	61	53	5	6	2	2	3	3

+Neutral

0 1 (neutral)



EVP of Administration and Facilities



Don MacLachlan is in his 19th season with the Titans and his 12th as Executive

Vice President. He is responsible for all non-football operations with the organization, including marketing, corporate sales, ticketing, community relations, media relations, broadcasting, is president of Tennessee Titans Entertainment, Inc. and oversees LP Field and Baptist Sports Park.

Since the team relocated to Nashville, he has played an aggressive role in securing team sponsorships and corporate relationships, while interfacing with the Titans' radio and broadcasting partners. MacLachlan's efforts have created an excitement surrounding the team, built a fun and festive experience for fans at home games, and worked hard to link the organization with the greater Nashville community and the entire Mid-South region on a number of different levels.

MacLachlan's labors helped launch a successful campaign in 1999 that increased the team's recognition throughout the region. Under his leadership, the club has sold out a franchise-record 114 consecutive home games (through 2009). For the 10th consecutive season in 2008 the team drew over 500,000 fans, a mark that was never touched for the franchise's first 39 years. The team's radio network is comprised of over 75 stations in the Mid-South and ranks as one of the largest in the league. In addition,

MacLachlan helped oversee the club's move to Nashville in 1997.

The Detroit, Mich. native started his tenure with the Houston Oilers in March 1991, as Vice President of Marketing and Broadcasting. He was elevated to Senior Vice President in 1994 and was promoted to Executive Vice President of Marketing,

Broadcasting and Ticketing in 1997. MacLachlan oversaw marketing, media, community relations, and the ticket office while in Houston. He also served as the liaison between both the radio and television rights-holders. MacLachlan administered off the field operations in both Memphis and Nashville during the club's first season in Tennessee in 1997.

MacLachlan began his career in 1978 in the athletic department at Northwestern University, where he worked for 13 years. He first served as both Assistant Sports Information Director and Golf Coach. In 1981, MacLachlan was named Athletic Ticket Manager, and he was promoted to Assistant Athletic Director in 1985. MacLachlan was promoted to Associate Athletic Director in 1988 and remained in that role until joining the Oilers.

MacLachlan currently serves on the



MacLachlan is a key member of an experienced Titans executive staff that includes GM Mike Reinfeldt (center) and Senior EVP/General Counsel Steve Underwood (right).

board for the Nashville Sports Council, Music City Bowl and the Tennessee Sports Hall of Fame.

A 1978 graduate of the University of Michigan, Don and his wife Kathy are parents of two daughters: Shannon (20) and Kelly (16).



EVP and General Manager



Mike Reinfeldt enters his 29th season in the NFL, third as **Titans**

Executive Vice President/General Manager and 11th with the Oilers/Titans franchise. Reinfeldt's first tenure with the team was from 1976-83 as an All-Pro safety. He rejoined the franchise in 2007, after spending seven years with the Seattle Seahawks.

Reinfeldt has built an impressive resume during his career in sports, gaining 23 years of experience as a front office executive and another nine as an NFL player. In his 17 years as an NFL executive split between Tennessee, Seattle and Green Bay, the teams he was associated with have won a combined seven division titles, made 12 playoff appearances, four NFC Championship game appearances, three Super Bowl appearances, captured one world title (1996), amassed 14 winning seasons and tallied 165 regular season wins.

In his first two years with the Titans he has shown the ability to build a team through the draft, free agency and young talent retention. In his first three years of free agency, key players added to the roster include cornerback Nick Harper, wide receivers Justin Gage and Nate Washington, guard Jake Scott, tight end Alge Crumpler and defensive tackle Jovan Haye.

From a draft standpoint, the team has continued to see an influx of talent arrive. Both safety Michael Griffin, the 2007 first round selection, and running back Chris Johnson, the 2008 first round selection, were selected to the Pro Bowl last season. Over the last year and a half, Gage, fullback Ahmard Hall, defensive tackle Tony Brown, guard Eugene Amano, offensive tackles Michael Roos and David Stewart, kicker Rob Bironas, safety Vincent Fuller and quarterback Kerry Collins each signed long-term deals that add to the stability of the roster.

In Seattle, Reinfeldt last held the title of Vice President of Football Administration and was responsible for player contract

negotiations, salary cap management, player evaluations and numerous aspects of the day-to-day football operations. In eight seasons at Green Bay, he served a number of roles, including Chief Financial Officer for three years (1991-93) and VP of Administration from 1994-98. While with the Packers and under his financial leadership, the team's cash reserves went from \$4.5 million in 1991 to more than \$50 million in 1998 and improved in revenues from 23rd in 1993 to ninth in 1997. Additionally, Reinfeldt was instrumental in bringing general manager Ron Wolf to the Packers in 1991. When Mike Holmgren left the Packers for Seattle, he handpicked Reinfeldt to join him with the Seahawks with the title of Senior Vice President (1999-03).

Reinfeldt was a safety for the Oilers franchise from 1976-83, earning Pro Bowl, All-Pro and AFC Defensive Player of the Year (Kansas City Committee of 101) honors in 1979. He ranks seventh on the club's career interception list with 26 and matched the team record for interceptions in a season with 12 in 1979, which also led the NFL that season. Reinfeldt started 102



Former Houston Oilers safety Mike Reinfeldt was hired as the Titans' new general manager in February of 2007.

consecutive games as the franchise reached the height of the “Luv Ya Blue” era and the team advanced to two AFC Championship games (1978 and 1979). He entered the NFL in 1975, as an undrafted free agent out of the University of Wisconsin-Milwaukee, originally signing with the Oakland Raiders, spending one season on injured reserve and playing in two games in 1976, before being waived and signed by the Oilers.

Before joining the Packers’ front office in 1991, Reinfeldt spent three years (1988-90) at the University of Southern California as the associate athletic director



Reinfeldt was a standout safety for the Houston Oilers from 1976-83, earning All-Pro honors in 1979 with a franchise-record 12 interceptions, a mark that still stands today.



Reinfeldt speaks with NFL Commissioner Roger Goodell prior to the Titans’ home game against Indianapolis on Monday Night Football.

and spent another three years (1985-88) with the Los Angeles Raiders as the Chief Financial Officer. He earned an MBA in management and finance at Houston Baptist University.

A native of Baraboo, Wisc., Reinfeldt was a four-year starter at the University of Wisconsin-Milwaukee and recorded a school-record 24 interceptions, while earning a degree in marketing. He is the only player from the University of Wisconsin-Milwaukee program to play in the NFL, a distinction which should stand since the school dropped football as a sport in 1975.

The 55-year old Reinfeldt and his wife, Susan, have two children – Jared (15) and Elise (14).

REINFELDT’S BACKGROUND

- 2007-09:** EVP/General Manager, Tennessee Titans
- 2005-06:** Vice President of Football Operations, Seattle Seahawks
- 1999-03:** Senior Vice President, Seattle Seahawks
- 1994-98:** Vice President of Administration, Green Bay Packers
- 1991-03:** Chief Financial Officer, Green Bay Packers
- 1988-90:** Associate Athletic Director, U. of Southern California
- 1985-87:** Chief Financial Officer, Los Angeles Raiders
- 1976-83:** Safety, Houston Oilers
- 1975-76:** Safety, Oakland Raiders

REINFELDT

Coaching Staff

Players

Rookies

2009 Season

Records

History

Playoff History

Sidelines



**Vice President/
Asst. General Counsel**



Elza Bullock is in his 11th season with the Titans and his fifth season as

Circuit, the United States Court of Appeals for the Sixth Circuit and the United States Tax Court. He is also a Certified Public Accountant licensed in Texas.

Vice President/Assistant General Counsel. He handles a variety of legal duties for the Titans and the related football companies, including litigation, employment matters, corporate transactions and the negotiation and preparation of vendor contracts.

A Houston native, Bullock received his B.B.A., with honors, from the University of Texas at Austin. He received his law degree, with honors, from the University of Houston where he was a member of the Houston Law Review and the Order of the Barons.

In addition to his duties for the Titans and the other football companies, Bullock also serves as Assistant General Counsel for KSA Industries, Titans owner K. S. "Bud" Adams, Jr.'s private holding company, as well as Mr. Adams' automobile dealerships, his aviation company and his ranching company.

Prior to joining the Titans, Bullock was in private practice in Houston working in a wide variety of legal areas, including corporate securities, municipal bonds, corporate transactions and litigation.

He served as outside counsel for the Houston Oilers and was actively involved in negotiations to move the franchise to Tennessee.

Bullock is a member of the State Bar of Texas, the Houston Bar Association and is licensed to practice law in the State of Texas, the United States District Court for the Southern District of Texas, the United States Court of Appeals for the Fifth



Bullock handles a variety of legal duties for the Titans and KSA Industries, Mr. Adams' private holding company.

BULLOCK

Coaching Staff

Players

Rookies

2008 Season

Records

History

Playoff History

Sidelines



Vice President of Community Relations



Bob Hyde is in his 21st season with the Titans and 12th as Vice President/Community Relations. His tenure spans four of the team's five decades. One of the hallmarks of the Titans' success has been the team's presence in the community and a responsibility to make a positive impact in that community. Hyde has directed that effort for the franchise in a multi-faceted way.

For the past 12 years, Hyde and the team's staff have partnered with Titans Radio to make the annual Titans Caravan the team's major fan outreach program each spring. During those 12 years, the Titans Caravan has made more than 565 stops, touching an estimated 350,000 fans in Tennessee, Alabama and Kentucky since its inception in 1998. A model program, the Caravan uses a variety of interactions to reach a wide-range of fans and affect communities in a positive way. He has successfully coordinated the club's major fundraiser in the Titans Charity Golf Classic, which has raised more than \$1.4 million during the past 11 years for local charities through the Titans Foundation.

Hyde is heavily involved in the Titans specialty license plate program, which has seen Titans owner Bud Adams raise almost two million dollars for statewide charities from the sale of the motor vehicle plates over the first six years.

Hyde also serves as the club's contact for grants to improve football fields at area schools and parks. To date, more than \$550,000 has been secured in recent years from a program funded by Adams, his fellow NFL owners and NFL players to improve football fields in Nashville/Davidson County and Nashville's seven contiguous counties. He also serves as the main contact for the Titans/USA Football Youth Coaches School and the local Punt, Pass and Kick competition.

His office is responsible for the team's relationships with area non-profit organizations, player appearances, special events and memorabilia donation requests to assist local charities in their fundraising efforts.

In 1998, Hyde served as the club's liaison between Mr. Adams and the Titans Advisory Council. The information gathered by the council and from focus groups that included hundreds of fans across the state, aided Adams in giving the franchise a new name, logo and uniform.

A native of Tullahoma, Tenn., Hyde returned to the franchise in 1998 in his current position. He was a member of the team's media relations department from 1977-85, serving as the team's Media Director from 1980-85.



Hyde's department organizes the Titans Charity Golf Classic, which has raised more than \$1.4 million for statewide charities through the Titans Foundation.

Hyde also spent five years with the PGA TOUR serving as a media official prior to returning to the Titans in 1998.

Hyde is a member of the Board of Directors of the Middle Tennessee Chapter of the National Football Foundation and College Hall of Fame.

A graduate of Tullahoma (Tenn.) High School, Hyde attended Middle Tennessee State University before transferring to the University of Houston. Hyde is single and has two daughters, Ashley (24) and Hannah (18). He resides in Nashville, Tenn.

HYDE

Coaching Staff

Players

Rookies

2008 Season

Records

History

Playoff History

Sidelines



Vice President/CFO



Jenneen Kaufman is in her 13th season, including her first as Vice

President/CFO for the Titans. Kaufman spent her first 11 seasons as the team's controller before being promoted to Vice President/Controller in 2008. With her recent promotion, she becomes the club's highest-ranking female executive.

Kaufman is responsible for financial reporting, budgeting and the Collective Bargaining Agreement audit for the franchise. She also oversees the accounting of ticket and suite sales, sponsorships and broadcast revenues, player and staff payroll, while assisting with special projects. In addition, she oversees the accounting for LP Field, including concerts, TSU football games, the Music City Bowl and other events; and serves as human resources liaison for all Titans employees in Nashville.

Last year, Titans owner K.S. "Bud" Adams, Jr. selected Kaufman to attend the NFL's Stanford Program for Managers, which included a wide range of educational programs designed for league executives.

Before joining the Titans, Kaufman was Vice President of Finance and Human Resources for the American Cancer



Kaufman and EVP of Administration and Facilities Don MacLachlan (right) present a plaque to Regions Bank for its assistance with "Drive for Relief" during a luncheon honoring volunteerism at LP Field.

Society from 1995-97. She previously worked for Arthur Andersen LLP (1992-95) as an audit division senior accountant.

A native of Knoxville, Tenn., Kaufman graduated summa cum laude with a B.S. in Business Administration from the University of Tennessee. She earned her CPA certification in 1994 and is a member of the Tennessee Society of CPA's, serving as the chair of the Sports and Entertainment Conference Committee.

For the past eight years, Kaufman has participated in the Tennessee Society of CPA's Accounting Academy, promoting accounting to high school students throughout Tennessee. Kaufman is featured in an award-winning video produced by the American Institute of Certified Public Accountants. The video is played for high school and college students across the country seeking to get into the accounting field.

An active member of the Nashville community, Kaufman serves as a volunteer at her church and speaks at various financial seminars in Nashville. She and her daughter, Maggie (5), reside in Nashville, Tenn.



Kaufman (left) helps break ground for the American Cancer Society's Hope Lodge. Titans owner K.S. "Bud" Adams, Jr. donated \$33,000 to the Nashville project, which provides cancer patients with housing and special care throughout their treatment process.



Vice President of Marketing



of Marketing and 19th overall in the National Football League.



In addition to his marketing responsibilities, Ockenfels oversees all gameday production at LP Field.

Ockenfels is responsible for developing corporate sponsorship packages, retail promotions and gameday presentations and enhancements for Titans games. In 2008, he directed the Titans 10-Year Campaign by coordinating a number of elements that helped celebrate the team's 10th season as "Titans."

In 2006, Ockenfels was the point person for negotiating a 10-year naming rights deal with LP Building Products that resulted in the LP Field name and various marketing offshoots between the Titans and LP.



Ockenfels joined the Titans in 1998 after a seven-year stint as assistant marketing director with the Green Bay Packers.

Ockenfels also helped launch the Titans' syndicated feature television show, "Titans All Access," which enters its seventh season in 2009 and brings Titans programming into eight television markets throughout the Mid-South region.

During the 2000 season, The Sporting News selected the Tennessee Titans' gameday atmosphere the best in the NFL. Ockenfels has worked with a variety of national programs and personalities to create fun and interesting elements for fans at LP Field, including Jeopardy, Family Feud, Who Wants to Be a Millionaire, Wheel of Fortune, The Rock, Frank Caliendo and Budweiser's "Real Men of Genius."

Prior to joining the Titans, Ockenfels was the Assistant Director of Marketing for the Green Bay Packers from 1992-98 after joining the team as an intern in 1991. Ockenfels served on the advance team for the Packers in Super Bowls XXXI and XXXII and Super Bowl XXXIV for the Titans.

A native of Iowa City, Iowa, Ockenfels earned his B.A. from the University of Northern Iowa and M.S. from Western Illinois University.

Ralph and his wife, Jannette, reside in Franklin, Tenn.



Vice President of Sales and Operations

Stuart Spears enters his 23rd season with the organization and his first as

Vice President of Sales and Operations. For the past three seasons he was the Senior Director of Sales and Operations. Spears' primary responsibilities include the administration of the club's sales and advertising efforts and the coordination of all team travel and training camp activities.

Spears began his tenure with the Oilers in 1987 in the ticket office. He worked in the ticket department for five years, finishing as the club's Assistant Director of Ticket Administration and Services until 1992, when he assumed the duties of Marketing and Broadcasting Assistant. He was promoted to Sales and Promotions Coordinator in 1995 and to Director of Sales and Operations in 1998.

Playing a role in preparing for the team's relocation to Tennessee, Spears was actively involved in the promotion of luxury suite and personal seat license sales. He also worked on a wide range of operational and political activities. He moved to Tennessee in December of 1995 in order to prepare for the team's arrival in 1997.

A native of Wilmington, Del., Spears is a graduate of Baylor University with a B.A. degree in Journalism and Marketing. He and his wife Joyce reside in Franklin with their sons, Wesley (18) and Dustin (14).



Spears is one of the team's longest-tenured employees, now in his 23rd season with the franchise.




Mike Ackerley
Director of College
Scouting - Eastern Region



K.S. Adams, IV
Admin. Asst. to Senior
EVP, General Counsel



Brent Akers
Operations Manager



Derek Amelunke
Audio/Visual Technician



Joey Barranco
Assistant Equipment
Manager



Blake Beddingfield
Scouting Coordinator



Linda Bell
Exec. Asst. to Owner/
Chairman/President CEO



Steve Berk
Director of Security



Ray Biggs
College Scout



James Bohling
Operations
Technician Staff



Robbie Bohren
Director of Media
Relations



Mark Brant
Facilities Coordinator



C.O. Brocato
National Supervisor of
College Scouting



Brad Brown
Head Athletic Trainer



Dr. Thomas Byrd
Team Physician



Casey Carter
Assistant Athletic
Trainer



Marty Collins
Senior Director of
Ticketing



Anthony Darby
Community Relations
Assistant



Lake Dawson
Director of Pro Scouting



Dr. Burton F. Elrod
Team Physician

ADMINISTRATION

ADMINISTRATION

Coaching Staff

Players

Rookies

2008 Season

Records

History

Playoff History

Sidelines



Gary Glenn
*Director of Internet
Operations/Publications*



Jay Goerhing
Groundskeeper



Tresa Halbrooks
*Manager of Community
Relations*



Anthony Hall
*Ticketing/Hospitality Club
Member Manager*



Jeff Harding
Internet Coordinator



Dempsey Henderson
Facilities Manager



Gwen Hernandez
Accounting Services



Lorena Hollingsworth
Operations Assistant



Russ Hudson
*Director of Information
Systems*



Mike Keith
*Director of
Broadcasting*



Stacie Kinder
*Director of
Cheerleaders*



Trey Koziol
Pro Personnel Assistant



Vincent Marino
*Senior Director of
Football Administration*



Jorene Martin
*Assistant to Senior EVP,
General Counsel*



Desiree Maxwell
*Administrative
Assistant/Coaching*



Brad McClanahan
Marketing Manager



Lynne McCracken
*Exec. Asst. to EVP of
Administration/Facilities*



Shannon McPeters
*Payroll/Accounting
Services*



Johnny Meads
College Scout



Jose Medrano
Maintenance Technician



Don Moseley
Assistant Athletic
Trainer



Pete Nelson
Mascot Coordinator



Phil Neri
Regional Scout



Paul Noska
Equipment Manager



Jason Novak
Asst. to Strength &
Conditioning Coach



Walter Overton
General Manager
LP Field



Anthony Pastrana
Video Director



Craig Patterson
Assistant Video Director



Lauren Pedde
Administrative
Assistant/Scouting



Craig Pelat
Assistant Director of
Information Systems



Terry Porch
Head Groundskeeper



Cole Proctor
College Scout



Jared Puffer
Media Relations
Assistant



Jose Reyes
Maintenance
Technician



Sharon Rhome
Asst. to Executive Vice
President/Head Coach



Christa Roberts
Ticket Office Assistant



Dr. Craig Rutland
Team Physician



Jon Salge
College Scout



Brenda Saradjian
Exec. Asst. to Owner
Chairman/President CEO



George Sargent
Engineering Manager

ADMINISTRATION

Coaching Staff

Players

Rookies

2008 Season

Records

History

Playoff History

Sidelines

ADMINISTRATION

ADMINISTRATION

Coaching Staff

Players

Rookies

2008 Season

Records

History

Playoff History

Sidelines



Alesia Schulz
*Executive Assistant to
EVP and General
Manager*



Richard Shelton
College Scout



Rhonda Smith
Accountant




Dwight Spradlin
*Assistant Director of
Media Relations*



Marvin Sunderland
College Scout



Brandon Taylor
Pro Personnel Assistant



Matt Thompson
Equipment Assistant



T-Rac
Titans Mascot



Tina Tuggle
*Director of Player
Development*



Bill Wainwright
*Director of Suite Sales
and Services*



Pat Walden
Receptionist



Josh Ward
*Assistant Ticket
Manager*



Blu Whipple
*Assistant General
Counsel*



Dr. John Williams
Team Physician



Tim Zenner
*Assistant Ticket
Manager*



Cindy Zermeño
*Assistant to VP Assistant
General Counsel*



Front Office

COACHING STAFF

Players

Rookies

2008 Season

Records

History

Playoff History

Sidelines



Mike Heimerdinger

OFFENSIVE COORDINATOR



Mike Heimerdinger enters his second season as offensive coordinator since re-joining the Titans prior to the 2008 season and his seventh season (2000-04, 08-09) overall with Tennessee at the offensive controls.

In his first year back with Tennessee, Heimerdinger fulfilled Jeff Fisher's promise of scoring more points as the Titans posted 375 points during the 2008 season, the third-highest total for a Fisher-led team. An extremely efficient and opportunistic offensive unit, the Titans ranked third in the NFL in red-zone offense (62.2% touchdowns), first in sacks allowed with a franchise-low 12 and third in giveaways with only 17. Four players earned Pro Bowl selections (QB Kerry Collins, RB Chris Johnson, C Kevin Mawae and T Michael Roos) and several others posted career high numbers (TE Bo Scaife, WR Justin Gage, WR Brandon Jones and RB LenDale White).

His offenses have been receiver-driven, but also have the ability to control games with a rushing attack. In his first tenure with the Titans, he directed an attack that produced the only two 3,000/1,000/1,000-yard seasons in the 49-year history of the franchise in 2002 and 2003 (McNair/George/Mason). Also during his tenure, Steve McNair earned NFL co-MVP honors in 2003, becoming the franchise's first quarterback to earn the accolade.

In the two seasons (2006-07) with the Denver Broncos prior to rejoining the Titans, Heimerdinger held the title of Assistant Head Coach and worked with the Broncos offense. He helped Jay Cutler move into the starting role as a rookie and as a full-time starter entering the 2007 season. Cutler ranked fifth in the AFC in passer rating (88.1) in 2007, while throwing for 3,497 yards and 20 touchdowns. Overall

in 2007, the Broncos ranked 11th in total offense and ninth in rushing yards.

He spent the 2005 season as offensive coordinator with the New York Jets under head coach Herman Edwards, a year that saw the offense ravaged by injuries. The team was forced to use five different quarterbacks and saw two starting linemen relegated to injured reserve.

Heimerdinger originally joined the Titans as offensive coordinator in 2000 and presided over the offense during one of the finest five-year stretches in franchise history. Tennessee advanced to the playoffs in three of his five years with the team and ranked in the top 10 in offense twice. During his tenure, the offense reached new heights with nearly every offensive player posting career-best seasons (McNair, George, Wycheck, Mason, Bennett, Brown and McCareins) and establishing new franchise marks. His finest season came in 2003, where the Titans posted the second highest point total in franchise history (435), a franchise record six consecutive games scoring 30 or more points and the franchise's first quarterback to win NFL MVP honors (McNair).

He took an established run game that featured Eddie George, built on it and developed a dangerous passing game over time. In Heimerdinger's first season at the controls in 2000, George posted a career-high 1,509 rushing yards and scored 14 rushing touchdowns. In each of his five initial seasons as offensive coordinator, Tennessee ranked in the top five in time of possession.

While leaning on the run game, Heimerdinger was developing McNair into an elite passer and yearly progress was evident in his passer rating. In the year prior to his arrival (1999), McNair posted a 78.6 passer rating while leading the team to an AFC Championship. In his first season with Heimerdinger, he improved to a then-career

best 83.6 and started a yearly climb that culminated with his co-MVP season in 2003 with a 100.4 rating.

The wide receiver corps raised its play under Heimerdinger as the offense transitioned from one that focused on the tight end, to one that was more wide receiver driven. During his tenure with the team wide receivers Derrick Mason and Drew Bennett blossomed into terrific NFL receivers. Over the five years in Heimerdinger's offense, Mason went from a receiver who caught 33 passes in his first two seasons to a Pro Bowl receiver who averaged 81 receptions, 1,101 yards and seven touchdowns per season. He also became the first player in franchise history to record four consecutive 1,000-yard receiving seasons from 2001-04.

Heimerdinger originally joined the Titans after five seasons coaching the wide receivers for the two-time world champion Denver Broncos. Under his tutelage, the Denver tandem of Rod Smith and Ed McCaffrey became one of the top duos in the NFL.

Heimerdinger came to Denver in 1995 from Duke University where he was the offensive coordinator and running backs coach in 1994. Before Duke, Heimerdinger spent five years (1989-93) as offensive coordinator at Rice University. During his

tenure, the Owls produced the school's first back-to-back winning seasons since 1960-61. In 1988, Heimerdinger served as offensive coordinator at Cal-State Fullerton, where his club set the school's single-game record for most points scored with 58.

Heimerdinger began his coaching career in 1975 in the high school ranks of Illinois and earned a head coaching job at Johnsburgh High School in McHenry, Ill. Two years later, he served as a graduate assistant coach at the University of Florida in 1980. He spent 1981 at Air Force and at North Texas State in 1982 before returning to Florida in 1983. He spent five years at Florida before moving on to Cal-State Fullerton.

A native of Dekalb, Ill. (10/13/52), Heimerdinger played wide receiver (1970-71) and centerfield at Eastern Illinois, where he earned his degree in history in 1975. He also participated in the NCAA Division II College World Series in 1974 and is the school's all-time base stealer (51). In 2008, he was inducted into Eastern Illinois' Hall of Fame. He later earned his master's in Administration from Northern Illinois. Mike and his wife Kathie are parents of daughter, Alicia, and son, Brian.

Mike Heimerdinger Coaching Ledger

2008-09:	Offensive Coordinator, Tennessee Titans
2007:	Assistant Head Coach/Quarterbacks, Denver Broncos
2006:	Assistant Head Coach, Denver Broncos
2005:	Offensive Coordinator, New York Jets
2000-04:	Offensive Coordinator, Tennessee Titans
1995-99:	Wide Receivers, Denver Broncos
1994:	Offensive Coordinator/Offensive Backs, Duke University
1989-93:	Offensive Coordinator, Rice University
1988:	Offensive Coordinator, Cal State-Fullerton
1983-87:	Wide Receivers, University of Florida
1982:	Quarterbacks, North Texas State
1981:	Wide Receivers, Air Force Academy
1980:	Graduate Assistant, University of Florida
1978-79:	Head Coach, Johnsburgh High School, McHenry, Ill.
1975-77:	Asst. Coach, Grant High School, Fox Lake, Ill.



Chuck Cecil

DEFENSIVE COORDINATOR



Chuck Cecil is in his ninth season as a Titans coach and his first as defensive coordinator, a role he assumed in February.

Last season, in his second year as the secondary coach, Cecil oversaw a group that developed into one of the finest in the NFL, as three of the four players (Finnegan, Hope, Griffin) were invited to the Pro Bowl for the first time in their careers. It was the first time in franchise history that three players from the secondary represented the team in the Pro Bowl. Overall, the defensive backs collected 19 interceptions, which ranked second (Green Bay) in the NFL in interceptions by a secondary. The Titans ranked ninth in pass defense and seventh in total defense.

In 2007, the secondary recorded 14 interceptions and the team total of 22 ranked second in the NFL. Rookie safety Michael Griffin and second-year cornerback Cortland Finnegan took significant strides and solidified their starting roles. Griffin recorded three interceptions, the most by a Titans/Oilers rookie safety since Bubba McDowell recorded four in 1989.

In his time coaching safeties (2004-06), Cecil oversaw the transition of the Titans safeties from a traditional "in the box" strong safety and deep free safety into a system that requires an all-round player that can play either spot and creates a defense that is more flexible. Under his direction, safety Chris Hope emerged as a consistent

playmaker and the undisputed leader of the Titans secondary. He registered career highs in tackles (128) and interceptions (5) in 2006.

Cecil originally joined the Titans coaching staff as defensive assistant coach in 2001 and was promoted in 2004, to work with the safeties and nickel backs.

As a player, Cecil was known for his thunderous tackling and aggressive style during his time as a safety for the Green Bay Packers (1988-92), Phoenix Cardinals (1993) and Houston Oilers (1995). Cecil earned a trip to the Pro Bowl and garnered All-Madden status in 1992 after four interceptions and 102 stops. In 95 career games he totaled 400 tackles and 16 interceptions. He was originally drafted by the Packers in the fourth round (89th overall) of the 1988 NFL Draft.

Initially a walk-on for the University of Arizona football team, Cecil earned consensus All-America and Pac-10 Defensive Player of the Year honors after a nine-interception senior season. As he left the college game, Cecil owned the career interception record in the Pac-10 with 21. This past spring, he was elected to the College Football Hall of Fame and was inducted into the Wildcats' Sports Hall of Fame in 1993. He also spent two seasons (1999-2000) as a television analyst for the University of Arizona football games.

A California native, Cecil (11/8/64) is an avid golfer who has played a number of events on the Celebrity Golf Tour. Cecil and his wife, Carrie, have a daughter, Charli (4), and reside in Nashville.

Chuck Cecil Coaching Ledger

2009:	Defensive Coordinator, Tennessee Titans
2007-08:	Secondary, Tennessee Titans
2004-06:	Safeties and Nickel Backs, Tennessee Titans
2001-03:	Defensive Assistant/Quality Control, Tennessee Titans



Dave McGinnis

ASSISTANT HEAD COACH/ LINEBACKERS



Dave McGinnis, a 36-year coaching veteran, enters his sixth season with the Titans as the club's linebackers coach and fifth as Assistant Head Coach.

McGinnis has 23 seasons of NFL experience, including three and a half years as the head coach for the Arizona Cardinals. One of the most respected defensive minds in the game, McGinnis directed the Cardinals defense as their defensive coordinator from 1996 to 2000.

Under McGinnis' direction, Keith Bulluck has matured into one of the finest linebackers in the NFL. Bulluck led the team in tackles in six of the last seven seasons, with 100 or more stops in every campaign, posted a career-high five sacks in 2004 and 2005 and a franchise record for interceptions by a linebacker with five in 2007. David Thornton joined the Titans as a free agent in 2006 and has amassed 355 tackles in three seasons. Last season, Stephen Tulloch took over the starting middle linebacker job and ranked second on the team in tackles with 98. In each of the last two seasons, the Titans ranked in the NFL's top 10 in defense (5th in 2007 & 7th in 2008) and rushing defense (5th & 6th).

As defensive coordinator in Arizona, he led a group that produced three Pro Bowlers in CB Aeneas Williams, DT Eric Swann and DE Simeon Rice. Rice also

earned AP Rookie of the Year honors in 1996 and tallied 51.5 sacks in his tenure with the team, including a franchise record 16.5 sacks in 1999. His 1998 defense helped lead Arizona to the playoffs and ranked third in the league in takeaways with 39. He totaled 16 wins (16-33) in three full seasons as head coach.

McGinnis built his reputation and knowledge during a 10-year stint (1986-95) with the Chicago Bears as a linebackers coach, where he worked with one of the best linebacker corps in the game: Mike Singletary, Wilber Marshall and Otis Wilson. He coached Hall of Famer Mike Singletary for seven of his 12 years in the league with each ending in a trip to the Pro Bowl. During his tenure in Chicago, the Bears advanced to the playoffs six times and the defense finished in the top six of the NFL in defense six times, including a first or second place ranking three times.

Prior to joining the NFL ranks, McGinnis spent 13 years in college football with stops at his alma mater Texas Christian University (1973-74, '82), Missouri (1975-77), Indiana State (1978, '80-81) and Kansas State (1983-85).

McGinnis was a three-year starter as a defensive back at TCU, where he graduated in 1973 with a degree in business management.

Born in Independence, Kan. (8/7/51), and raised in Snyder, Texas, McGinnis resides in Nashville, Tenn., with his wife Kim.

Dave McGinnis Coaching Ledger

2005-09:	Assistant Head Coach/Linebackers, Tennessee Titans
2004:	Linebackers, Tennessee Titans
2000-2003:	Head Coach, Arizona Cardinals <i>(named head coach 12/18/00)</i>
1996-2000:	Defensive Coordinator, Arizona Cardinals
1986-95:	Linebackers, Chicago Bears
1983-85:	Defensive Ends/Linebackers, Kansas State
1982:	Defensive Backs, Texas Christian
1978, '80-81:	Defensive Backs, Indiana State
1976-77:	Defensive Backs, Missouri
1975:	Graduate Assistant, Missouri
1973-74:	Graduate Assistant, Texas Christian



Steve Watterson

ASSISTANT HEAD COACH/ STRENGTH AND CONDITIONING



Titans' strength and conditioning coach.

Qualities of a Jeff Fisher team include strength, physicality and conditioning. Watterson has been entrusted with instilling many of these qualities that Fisher demands of his team.

In 2002, Watterson was awarded the President's Award from the Professional Football Strength and Coaches Society for his contributions to the field of strength and conditioning. In 1999, he was appointed to the National Research Council for Health (NRCH) scientific advisory council. NRCH was formed in 1977 to expand the scientific foundation and understanding of natural health science.

In 1992, Watterson received one of the highest honors of his career when he was named Professional Strength and Conditioning Coach of the Year. Watterson has been instrumental in helping to develop and implement various strength and conditioning programs with the Titans and directs the club's successful off-season conditioning program. Watterson joined the Oilers in 1986 as strength and conditioning coordinator before becoming an assistant coach in those areas prior to the 1988 season.

Before joining the Oilers, Watterson spent two seasons (1984-85) as the assistant trainer for the Philadelphia Eagles. From 1979-80, he served as the head trainer at Tucson (Ariz.) High School before accepting a similar post at Amphitheater

High School in Tucson (1980-84).

Watterson's other activities have included serving as a trainer at the 1982 Olympic Development Camp and at the National Sports Festival in Colorado Springs in 1983. Following the 1990 season, Watterson received national attention when he personally supervised the rehabilitation of auto racing superstar A.J. Foyt. Foyt credits Watterson with his ability to come back from severe leg injuries to race in the 1991 Indianapolis 500.

Watterson has advised Olympic and World-Class athletes on proper nutritional supplementation. NASCAR teams, such as Richard Petty's, have called on Watterson to advise them on proper nutrition for improved performance. He also has advised NASCAR teams on training for proper biomechanics for their pit crews.

Watterson is co-founder of www.fitnessventuregroup.com. This website provides fitness programs and nutritional content to several major web sites, and its goal is to provide scientifically founded fitness routines and diet plans to high school athletes based on their specific needs and level of experience.

Watterson has patents pending on shoulder and leg rehabilitation devices and on a leg measuring device through his company, Kelsea Plus Corp. He received his bachelor's degree from Rhode Island and his master's degree from Arizona.

A native of Newport, R.I. (11/27/56), Watterson has three daughters, Kelsea (20), Bergen (11) and Dottie (3), and three sons, Brock (14), Cole (13) and Caden (7). Steve and his wife, Heidi, live in Hendersonville, Tenn.

Steve Watterson Coaching Ledger

1986-09:	Strength and Conditioning, Tennessee Titans
1984-85:	Assistant Trainer, Philadelphia Eagles



Earnest Byner

RUNNING BACKS



Former Pro Bowl running back Earnest Byner enters his second season with the Titans and 26th in the NFL.

In his first campaign leading the Titans runners, Byner oversaw a group that produced eye-popping overall numbers and great individual performances. Rookie Chris Johnson rushed for a team-leading 1,228 yards (4.9 yards per carry), four 100-yard performances and registered 10 total touchdowns while earning Pro Bowl honors and All-Rookie accolades. LenDale White ranked third in the NFL with 15 rushing touchdowns – a season total that ranked second in franchise history. As a tandem, they totaled 2,001 rushing yards, 24 touchdowns, a franchise best 332 rushing yards against Kansas City and two games where both Johnson and White recorded 100 rushing yards.

Byner joined the Titans after four seasons with the Washington Redskins (2004-07) as running backs coach. In each of the four years in Washington, a Redskin running back registered at least 1,100 rushing yards. Pro Bowl running back Clinton Portis tallied 4,616 rushing yards and 34 touchdowns during Byner's tenure with the team. He also was able to groom Ladell Betts, who filled in for an injured Portis in 2006 and gained 770 yards in the final six games of the season, the most ever by a Redskin over a six-game span in a single

season.

Byner has 25 years of NFL experience as a player, coach and front office executive. He was originally a 10th round selection in the 1984 NFL Draft by the Cleveland Browns. He played for the Browns (1984-88, 94-95), Redskins (1989-93) and Baltimore Ravens (1996-97) during a 14-year career and finished with 8,261 career rushing yards, 56 touchdowns and two Pro Bowls (1990, 1991). At the time of his retirement, his career yardage total ranked 16th in NFL history. After leaving the game as a player, he joined the Ravens front office in 1998 as the team's director of player development, also aiding the personnel and coaching departments. He left Baltimore in 2004 to join the Redskins as their running back coach.

During his career, Byner earned a number of honors, including being named one of the 70 all-time greatest Redskins in 2002, induction into the Ravens Ring of Honor, the Ed Block Courage Award in 1986, the 1996 NFL Extra Effort Award, the NFLPA Unsung Hero Award in 1997 and the Ravens Man of the Year Award in 1997.

A native of Milledgeville, Ga., Byner (9/15/62) rushed for 2,049 yards and 11 touchdowns at East Carolina, is a member of the school's Sports Hall of Fame and graduated with a degree in exercise science. Byner and his wife, Tina, have four daughters: Semeria, Adriana Monique, Brandi and Kyara.

Earnest Byner Coaching Ledger

2008-09:	Running Backs, Tennessee Titans
2004-07:	Running Backs, Washington Redskins



Marty Galbraith

SPECIAL TEAMS ASSISTANT



Marty Galbraith is in his fifth season with the Titans as assistant special teams coach and seventh overall in the NFL. Galbraith assists Alan Lowry in every aspect of the special teams, including film break down, game-planning and instruction. Over the past four seasons, he has also assisted Mike Munchak in his work with the offensive line.

Last year, the Titans finished first in the NFL in kickoff return average (25.4) and returner Chris Carr finished in the top 10 in the AFC in both kickoff return average and punt return average.

The 2007 season saw the emergence of kicker Rob Bironas into a record-setting performer and a Pro Bowl talent. He earned his first Pro Bowl selection after leading the league in field goals made (35), including an NFL-record eight field goals in a game at Houston.

The special teams unit had another standout season in 2006, which included the leading punt returner in the NFL (Pacman Jones, 12.9 avg.), ranking second in net punt average, third in punts inside the 20-yard line (32) and a franchise long 60-yard field goal by Bironas to defeat Indianapolis.

In 2005, the Titans were the only NFL team that didn't have a negative special teams play over the entire season (fumble lost, blocked kick, return allowed for TD).

A 36-year coaching veteran, Galbraith has coaching experience in a variety of capacities and at all levels including pro, college and high school, most recently as offensive coordinator for Duke University during the 2004 season.

Galbraith has experience in the

professional ranks with the Arizona Cardinals (tight ends, 2003) under Dave McGinnis, Kansas City Chiefs (offensive line, 1985), and the USFL's Tampa Bay Bandits (offensive line, 1983-84) and Arizona Outlaws (offensive line, 1986).

His background includes 20 years at the collegiate level and another seven in the high school ranks. He was the offensive line coach at North Carolina State (2000) and took over as offensive coordinator (2001-02) for the Wolfpack, setting numerous offensive records, including a school record 11-win season in quarterback Philip Rivers' junior season.

He broke into the coaching ranks as a grad assistant at Northwest Missouri State in 1973 and would make stops at Purdue (1977), Wake Forest (1978-82, 1989-90), Louisiana State (1987-88), Pittsburgh (1991), Georgia Tech (1992-93) and Marshall (1998-99). His teams appeared in eight bowl games: 1979 and 2001 Tangerine Bowls, 1987 Gator Bowl, 1988 Hall of Fame Bowl, 1998 and 1999 Motor City Bowl, 2000 Micronpc.com Bowl and the 2002 Gator Bowl.

His tenure at Marshall saw the Thundering Herd post a 25-1 mark, including two Mid-American Conference championships and the development of Chad Pennington into a first-round draft pick.

A native of Joplin, Mo. (2/3/50), Galbraith was a standout defensive back at Missouri Southern and captained the NAIA national championship team in 1972. He was inducted in the Missouri Southern Athletic Hall of Fame in 1999. Galbraith has three grown children – daughters Amy and Kasie, and son Stephen, daughter-in-law Michelle and new grandson Samuel – and resides in Nashville, Tenn.

Marty Galbraith Coaching Ledger

2005-09:	Asst. Special Teams, Tennessee Titans
2004:	Offensive Coordinator, Duke
2003:	Tight Ends, Arizona Cardinals
2000-02:	Offensive Line/Offensive Coordinator, N.C. State
1998-99:	Asst. Head Coach/Off. Coord./Offensive Line, Marshall
1995-97:	Head Coach, Lassiter (Ga.) High School
1994:	Defensive Backs, Pope (Ga.) High School
1992-93:	Tight Ends/Special Teams, Georgia Tech
1991:	Tight Ends/Special Teams, Pittsburgh
1989-90:	Offensive Coordinator/Offensive Line, Wake Forest
1987-88:	Tight Ends/Offensive Line, Louisiana State
1986:	Offensive Line, Arizona Outlaws (USFL)
1985:	Offensive Line, Kansas City Chiefs
1983-84:	Offensive Line, Tampa Bay Bandits (USFL)
1978-82:	Offensive Line/Defensive Backs, Wake Forest
1977:	Wide Receivers, Purdue
1974-76:	Offensive Line, Joplin (Mo.) Memorial High School
1973:	Grad Asst./Defensive Backs, Northwest Missouri State



Fred Graves

WIDE RECEIVERS

Fred Graves is in his third season with the Titans and 34th season in coaching.

In his first two seasons with the Titans, Graves has groomed Justin Gage into a reliable big-play receiver. Two years ago, Gage set career highs in receptions (55) and yards (750). This past season, Gage ranked third in the NFL in average yards per reception (19.1) and posted a career high six touchdown grabs. A stickler for precision, Graves' receiver group has ranked in the top 10 in the NFL in each of the last two seasons in fewest drops per catchable pass (16 in 2007 and 22 in 2008, according to STATS, Inc.).

Graves joined the Titans from the Detroit Lions, where he coached the wide receivers in 2005. In his one season with the Lions,

the corps of wide receivers totaled 148 receptions for 1,810 yards and Roy Williams continued to mature into a featured target with a career-high eight touchdowns.

Graves spent one season coaching the wideouts for the Cleveland Browns in 2004. His first NFL job was with the Buffalo Bills on Gregg Williams' staff from 2001 until 2003. In 2002, the Bills receivers posted eye-popping numbers with the trio of Eric Moulds, Peerless Price and Josh Reed combining for 231 receptions, 3,053 yards and 21 touchdowns. Moulds became the first Bills receiver to reach the 100-reception mark in a season and earned a Pro Bowl selection.

Graves spent 26 years coaching in the college ranks with 19 of those years (1982-00) spent at his alma mater, Utah. While coaching for the Utes, he held a number of



COACHING STAFF

Front Office

GRAVES/
HAUCK

Players

Rookies

2008 Season

Records

History

Playoff History

Sidelines

positions, including assistant head coach/wide receivers (1994, 1998-00), offensive coordinator/wide receivers (1995-97), wide receivers (1982-89, 1991-93) and running backs (1990). In his tenure with the Utes, he tutored future NFL players Kevin Dyson (Titans) and Steve Smith (Carolina Panthers). Graves' coaching career began at Northeast Missouri State (1975-76) and includes stints at Western Illinois (1977-78) and New Mexico State (1979-81).

Born in Los Angeles, Calif. (3/2/50), Graves played halfback and split end for the University of Utah and led the team with 45 receptions in his senior year. Graves and his wife, Michele, have a son, Marcus (13), a grown daughter, Amber, and two grandchildren, Teneil and Isaiah. His wife Michele was a former softball coach at the University of Utah and a Utah Softball Hall of Fame Inductee.

Fred Graves Coaching Ledger

2007-09:	Wide Receivers, Tennessee Titans
2005:	Wide Receivers, Detroit Lions
2004:	Wide Receivers, Cleveland Browns
2001-03:	Wide Receivers, Buffalo Bills
1998-00:	Asst. Head Coach/Wide Receivers, University of Utah
1995-97:	Offensive Coordinator, University of Utah
1994:	Asst. Head Coach/Wide Receivers, University of Utah
1991-93:	Wide Receivers, University of Utah
1990:	Running Backs, University of Utah
1982-89:	Wide Receivers, University of Utah
1979-81:	Tight Ends/Wide Receivers, New Mexico State
1977-78:	Tight Ends/Wide Receivers, Western Illinois
1975-76:	Tight Ends/Wide Receivers, Northeast Missouri St.



Tim Hauck

ASSISTANT SECONDARY



Tim Hauck enters his first season as a Titans coach and his 14th year in the NFL.

Hauck joins the staff after spending five years in the college ranks. Last season, he coached safeties at UCLA for a defense that ranked second in the Pac-10 in pass defense. Prior to joining UCLA, he spent four seasons at his alma mater, Montana, coaching the full secondary in 2007 and three years working with the safeties from 2004-2006. In 2007,

Montana ranked 10th nationally in pass efficiency defense while totaling 17 interceptions and allowing only eight passing touchdowns.

Hauck also brings the understanding of a 13-year NFL career that included 183 games of experience. He was originally an undrafted free agent with the New England Patriots in 1990 and went on to play with Green Bay (1991-94), Denver (1995-96), Seattle (1997), Indianapolis (1998), Philadelphia (1999-2001) and San Francisco (2002). His greatest season came

in 1999, when he started 15 games at safety for the Eagles and totaled 60 tackles and one interception. For two seasons (1991-92) in Green Bay, Hauck and Titans defensive coordinator Chuck Cecil were secondary teammates with the Packers.

An All-American safety (1988-89) at the

University of Montana, Hauck ranks third in Grizzlys history in tackles (305) and interceptions (15) and twice earned Big Sky Defensive MVP honors.

A Butte, Mont. native, Hauck (12/20/66) and his wife, Denali, reside in Nashville.

Tim Hauck Coaching Ledger

2009:	Assistant Secondary, Tennessee Titans
2008:	Safeties, UCLA
2007:	Secondary, University of Montana
2004-06:	Safeties, University of Montana



Craig Johnson

QUARTERBACKS



Craig Johnson is in his 10th season with the Titans and eighth as quarterbacks coach. He originally came to Tennessee as an offensive assistant/quality control coach and was promoted to quarterbacks coach prior to the 2002 season.

During his tenure with the team, Johnson has developed an NFL co-MVP (Steve McNair, 2003), an NFL Rookie of the Year (Vince Young, 2006) and helped an accomplished veteran recapture his high level of play (Kerry Collins). The quarterback group has totaled five Pro Bowl invitations during his coaching tenure.

Last season, Collins was thrust into a starting role with the injury of Young in the season opener – a role he wouldn't relinquish the rest of the season. Collins ended the season with the third highest passer rating of his career (80.2), lowest sack total of his career, a Pro Bowl selection and the highest win total of his career.

In 2006, Johnson mentored Young, the

team's first round draft pick, in his transition from college phenom to rookie backup to full-time starter in the span of six months. Young became the starter in Week 4 and proceeded to post an 8-5 record, earning NFL Rookie of the Year honors and becoming the first rookie quarterback to play in the Pro Bowl. Young would establish a number of league and franchise rookie records, including the most rushing yards (552) and rushing touchdowns (7) in NFL history; he sits atop all of the Titans/Oilers offensive categories for rookie signal callers.

In his first six seasons with the team, Johnson helped develop McNair into one of the finest quarterbacks in the NFL, co-MVP of the league in 2003 and three-time Pro Bowl selection. Over the six-year period, McNair set career highs in every category, including passing yards (3,387 in 2002), completion percentage (62.6 in 2000), touchdowns (24 in 2003) and passer rating (100.4 in 2003).

He was instrumental in the progression of Volek into a record-setting performer. He owns the NFL record for passing yards over the first 10 career starts (2,789 yards), and

Front Office

HAUCK/
JOHNSON

Players

Rookies

2009 Season

Records

History

Playoff History

Sidelines

Volek also became one of just five players in NFL history to post consecutive 400-yard passing games (Fouts, Marino, Simms and Cassel) in 2004.

In 2003, McNair became the first quarterback in franchise history to earn NFL MVP honors. He also became the first AFC quarterback since 1995 to post a yards-per-attempt average of 8.0 or higher (8.04) and the only AFC quarterback to produce a touchdown in every game he started in 2003. Additionally, each of the three Titans quarterbacks (McNair, Volek and Neil O'Donnell) finished the year with passer ratings above 100.

Johnson joined the Titans staff after spending three seasons as the quarterbacks coach at the University of Maryland. During his tenure, he also served as the Terps' offensive coordinator for two years (1997-98). In his last year at Maryland, the Terps led the Atlantic Coast Conference in rushing offense (235 yards per game avg.).

He served as the quarterback coach for five seasons at Northwestern University (1992-96). At NU, he was part of the first back-to-back Big Ten Conference champions (1995-96) in the school's history. Johnson's quarterback Steve

Schnur earned first-team All-Big Ten honors as a senior and posted a career-high 336 passing yards in the 1996 Rose Bowl against USC. In three of his five years at NU a Wildcats quarterback earned All-Big Ten honors.

Prior to his stint at Northwestern, Johnson served as offensive coordinator and quarterbacks coach for three seasons (1989-91) at Virginia Military Institute. Under Johnson, VMI's offense ranked fifth in the nation in total offense in 1990 and first in rushing offense in 1991. He broke into college coaching as a graduate assistant at his alma mater, Wyoming, in 1983 before moving on to the University of Arkansas in 1984 in the same capacity. In 1985, he was a part-time assistant coach at Army, tutoring the fullbacks. Johnson then served as running backs coach for three seasons (1986-88) at Rutgers.

A native of Rome, N.Y. (3/3/60), Johnson grew up in Aurora, Colo., and earned three letters as a quarterback at Wyoming, throwing for more than 1,100 yards and seven touchdowns as a senior in 1982. Johnson and his wife, Darlene, are parents of two daughters, Shelby (19) and Sydney (17).

Craig Johnson Coaching Ledger

2002-09:	Quarterbacks, Tennessee Titans
2000-01:	Offensive Assistant/Quality Control, Tennessee Titans
1997-98:	Offensive Coordinator, University of Maryland
1997-99:	Quarterbacks, University of Maryland
1992-96:	Quarterbacks, Northwestern University
1989-91:	Offensive Coordinator/Quarterbacks, Virginia Military Institute
1986-88:	Running Backs, Rutgers University
1985:	Assistant Running Backs, Army
1984:	Graduate Assistant, University of Arkansas
1983:	Graduate Assistant, University of Wyoming



Dowell Loggains

OFFENSIVE QUALITY CONTROL



Dowell Loggains is in his second season as the offensive quality control coach after spending the previous two campaigns as the team's coaching administrative assistant. Log gains is responsible for breaking down the film of upcoming opponents and self-scouting. On the field, he primarily works with the quarterbacks.

Prior to joining the Titans, Loggains spent the 2005 season as a scouting assistant with the Dallas Cowboys. His duties included

assisting with opponent film breakdown, self-scouting and statistical analysis to be used in game plan preparation.

A native of Newport, Ark., Loggains (10/1/80) graduated with a bachelor of science and master's degree in education from the University of Arkansas. He was a four-year letterman as a quarterback and holder for the Razorbacks from 2000-04, appearing in 50 games. Loggains was a two-year starter at quarterback for Abilene Cooper (Texas) High School. He and his wife, Beth, reside in Nashville.

Dowell Loggains Coaching Ledger

2008-09: Offensive Quality Control Coach, Tennessee Titans



Alan Lowry

SPECIAL TEAMS



Alan Lowry is in his 14th season as an assistant coach with the Titans and 11th as special teams coach.

During the last nine seasons, the Titans have produced 13 special teams touchdowns, including 10 kick returns for touchdowns. Lowry's special teams have consistently ranked among the league leaders in both return yardage and return defense while placing a number of different players among the league leaders in return yardage, including Derrick Mason, Pacman Jones and Chris Carr.

Last year, the Titans finished first in the NFL in kickoff return average (25.4) and returner Chris Carr finished in the top 10 in the AFC in both kickoff return average and punt return average.

In 2007, Lowry aided in the emergence of

kicker Rob Bironas into a record-setting performer and a Pro Bowl talent. Bironas earned his first Pro Bowl selection after leading the league in field goals made (35), including an NFL record eight field goals in a game at Houston.

The special teams unit had another standout season in 2006, which included the leading punt returner in the NFL (Pacman Jones, 12.9 avg.), ranking second in net punt average, third in punts inside the 20-yard line (32) and a franchise long 60-yard field goal by Bironas to defeat Indianapolis. The last time a Titans/Oilers player led the league in punt return average was 1977, when Billy "White Shoes" Johnson held the distinction. Jones also matched Johnson's 1975 franchise record of three punt returns for touchdowns in one season.

In 2005, the Titans were the only NFL

Front Office

LOGGAINS/
LOWRY

Players

Rookies

2008 Season

Records

History

Playoff History

Sidelines

team that didn't have a negative special teams play over the entire season (fumble lost, blocked kick, return allowed for TD).

In 2004, the Titans finished fourth in the NFL in net punt average (37.8) and in 2003, led the NFL in kickoff return average defense, allowing only 18.8 yards per return. In 2002, the Titans led the league in average starting position after kickoff. In the 2002 season finale at Houston (12/29/02), the Titans blocked a field goal and a punt for the first time in the same game since 1991.

In 2000, the Titans were one of only two NFL teams (Seattle) to rank in the top 10 in the league in punt return average, kickoff return average, punt return defense and kickoff return defense. Tennessee has ranked in the top 10 in punt return defense in five of the last seven seasons.

In the 1999 season, the Titans were propelled to the Super Bowl with a number of plays on special teams, including the "Music City Miracle" and Derrick Mason's 80-yard kick return for a touchdown in the 1999 AFC Championship Game. Lowry took over the Titans' special teams after coaching the club's wide receivers corps from 1997-98. He has 10 seasons coaching special teams from his positions with Dallas (1982-85, '89), Tampa Bay (1991) and San Francisco (1992-95). Lowry joined

the Oilers in 1996 as defensive assistant/quality control coach and was promoted to wide receivers coach one year later.

Lowry spent nine seasons with the Dallas Cowboys (1982-90). He originally joined the Cowboys in 1982 and through the years filled many roles, including special teams (1982-85, '89), receivers (1986-88) and tight ends (1990). In 1991, he served as the special teams/tight ends coach for the Tampa Bay Buccaneers, and as special teams coach for the San Francisco 49ers from 1992-95. In San Francisco, Lowry and the Niners made three NFC Championship game appearances (1992, 1993, 1994) and captured a Super Bowl Championship (XXIX).

A former quarterback and defensive back at the University of Texas, Lowry earned All-Southwest Conference honors before joining the coaching ranks. Lowry began his coaching career at Virginia Tech in 1974 before moving to the University of Wyoming in 1975. He spent 1976 with the Dallas Cowboys in their scouting department before returning to Texas from 1977-81 as defensive backs coach.

A native of Miami, Okla., Lowry resides in Franklin, Tenn., with his wife, Donna. The couple has two daughters, Marta (26) and Lindsay (21).

Alan Lowry Coaching Ledger

1999-09:	Special Teams, Tennessee Titans
1997-98:	Wide Receivers, Tennessee Oilers
1996:	Defensive Assistant/Quality Control, Houston Oilers
1992-95:	Special Teams, San Francisco 49ers
1991:	Special Teams/Tight Ends, Tampa Bay Buccaneers
1990:	Tight Ends, Dallas Cowboys
1989:	Special Teams, Dallas Cowboys
1986-88:	Receivers, Dallas Cowboys
1982-85:	Special Teams, Dallas Cowboys
1977-81:	Defensive Backs, University of Texas
1976:	Scouting Department, Dallas Cowboys
1975:	Defensive Backs, University of Wyoming
1974:	Quarterbacks, Virginia Polytechnic Institute



Mike Munchak



OFFENSIVE LINE

Pro Football Hall of Fame guard Mike Munchak is in his 13th season as the Titans offensive line coach.

Munchak has become one of the most respected offensive line coaches in the NFL for his ability to teach and produce technically sound offensive lines despite annual changes to his positional group. Since becoming offensive line coach in 1997, he has only once (and potentially this season) had the same starting five offensive linemen from one year to the next. During his tenure with the team, four different offensive linemen have earned a total of nine Pro Bowl invitations, including Michael Roos and Kevin Mawae last season.

In 2008, the Titans tallied their third consecutive 2,000-yard rushing season (2,199) for only the second time in franchise history, matching the streak from 1978 - 1980 and over the past three seasons have produced the most rushing yards (6,522) since 1978-80. As evidence of the stellar line play, the Titans have produced five different 1,000-yard rushers (George, Brown, T. Henry, White, Johnson) over the past six seasons. Additionally, the Titans were tied for first in the NFL in fewest sacks allowed last season; and since 1999, the Titans rank third in the NFL in fewest sacks allowed with 287.

Although the names on the line have changed on a yearly basis, Munchak has consistently shown the ability to train younger talent. In 2005, he tutored rookie tackle Michael Roos, who only had three years of offensive line experience in his football career, well enough to earn a starting role for all 16 games. Roos matured enough under Munchak's tutelage to earn All Pro honors and a Pro Bowl

invitation last season. In 2004, then-rookie guard Jacob Bell replaced Zach Piller, who was injured in the opening game, and Bell would go on to earn all-rookie honors. The offense didn't miss a beat, ranking 11th in the league in total offense and producing a 1,000-yard rusher in Chris Brown and two 1,100-yard receivers in Derrick Mason and Drew Bennett. In 2003, he mentored Justin Hartwig into the Titans starting center despite Hartwig never having played the position. The line took time to come together in 2003, but would finish in the league's Top 10 in fewest sacks allowed, providing protection for NFL co-MVP Steve McNair and paving the way for another 1,000-yard rushing season for Eddie George.

Under Munchak's direction, the Titans offensive line has shown great versatility and an ability to match a particular style of play. He built a bruising, grind-it out line that helped George rush for a career-high 1,509 yards in 2000, a protection-sound line that cared for an MVP quarterback in Steve McNair and several editions that have shown the ability to do both.

One of the greatest Oilers of all-time, Munchak joined the club's front office in 1994, assisting the offensive coaching staff and providing quality control. He was later promoted to offensive line coach in 1997.

A former first-round draft choice of the Oilers (eighth overall) in 1982, Munchak played in 159 regular season games (fourth all-time on club's list) and 10 playoff games before retiring on July 21, 1994.

Munchak became the fifth player in franchise history to be inducted into the Pro Football Hall of Fame (July, 2001) and the first to enter the Hall after playing his entire career with the franchise. He was introduced by long-time teammate and friend Bruce Matthews, who became the

Front Office

MUNCHAK

Players

Rookies

2008 Season

Records

History

Playoff History

Sidelines

first active NFL player to make a Hall of Fame induction. Munchak returned the favor in the summer of 2007, introducing Matthews as he entered the Pro Football Hall of Fame.

When he retired from playing, Munchak owned the club mark with nine Pro Bowl invitations. He had his uniform (#63) retired on Nov. 6, 1996, marking only the fourth jersey (at that time) in Oilers history to be retired (Earl Campbell's #34, Jim Norton's #43 and Elvin Bethea's #65 were

the others). He also was named to the inaugural class of the Titans/Oilers Hall of Fame and elected to the Pennsylvania, Texas and Polish-American Sports Hall of Fames. Lastly, he was honored as one of the 38 Sports Legends of Houston prior to Super Bowl XXXVIII.

A native of Scranton, Pa. (3/5/60), and graduate of Penn State, Munchak and his wife, Marci, have two daughters, Alexandria (23) and Julie (21).

Mike Munchak Coaching Ledger

1997-09:	Offensive Line, Tennessee Titans
1994-96:	Offensive Assistant/Quality Control, Houston Oilers



Marcus Robertson

SECONDARY



Marcus Robertson is in his 19th season in the NFL, third season as a coach and 17th season with the Titans organization as a player, coach and front office member. This year will mark his first season as secondary coach after spending two years as the assistant secondary coach.

Last season saw the secondary develop into one of the finest in the NFL, as three of the four players (Finnegan, Hope, Griffin) were invited to the Pro Bowl for the first time in their careers. It was the first time in franchise history that three players from the secondary represented the team in the Pro Bowl. Overall, the defensive backs collected 19 interceptions, which ranked second (Green Bay) in the NFL in interceptions by a secondary. The Titans ranked ninth in pass defense and seventh in total defense.

The 2007 season was his first year assisting Chuck Cecil with the secondary, and he was responsible for breaking down

and analyzing third-down and two-minute packages. Robertson also was instrumental in helping rookie Michael Griffin grow as a starting NFL safety and guiding the continued development of Cortland Finnegan into a top-flight cornerback. The secondary as a whole greatly improved as well, rising from 27th in passing defense in 2006 to 10th in 2007, increasing interceptions from 17 to 22 and overall yardage from 32nd to fifth.

Before joining the coaching staff, Robertson spent four years (2003-06) as the Titans Director of Player Development. He assisted Titans players with career transition into and out of the NFL through continuing education, financial education and dealing with family matters through player programs. In 2006, Robertson was selected by Titans Owner K.S. "Bud" Adams, Jr. to represent the club at the NFL's Stanford Executive Training Program at the Stanford Business School where he took part in upper level executive training. Robertson, whose staff won the Winston

and Shell Award in 2006 for its innovation and commitment to player development in the NFL, took over the department in August 2003.

A 12-year NFL veteran, Robertson played 10 years with the Oilers/Titans and two seasons in Seattle. Robertson, named first team All-Pro at free safety in 1993 and 1997, recorded 22 interceptions in his Titans/Oilers career and played in the post-season in five of his 10 seasons with the franchise. Over the course of his 12-year NFL career, Robertson played in 157 games (144 starts) with 851 tackles, 24

interceptions and 1.5 sacks. He was originally drafted by the Houston Oilers in the fourth round of the 1991 NFL Draft from Iowa State. This fall, Robertson will be inducted into the Iowa State Athletic Hall of Fame, where he starred as a cornerback and totaled 257 tackles, six interceptions and nine forced fumbles during his four-year career.

A native of Pasadena, Calif., Robertson (10/2/69) and his wife, Holly, reside in Franklin, Tenn., with their three children: Morgan (13), Milan (11) and Marcus Andrew

Marcus Robertson Coaching Ledger

2009:	Secondary, Tennessee Titans
2007-08:	Asst. Secondary, Tennessee Titans



Rayna Stewart

DEFENSIVE ASSISTANT QUALITY CONTROL



Rayna Stewart enters his first season as a Titans coach and his third season with the organization.

Stewart will be responsible for breaking down the film of upcoming opponents and self-scouting. On the field, he will primarily work with the linebackers.

The past two seasons, Stewart was a defensive graduate assistant at Northwestern University. During Titans training camp last summer, he worked with the coaching staff as part of the NFL's Minority Coaching Fellowship program. Prior to joining Northwestern's staff, he spent six seasons coaching in the high

school ranks, including a local Nashville school (Centennial H.S. in Franklin, Tenn.).

Stewart was originally a fifth round pick of the Houston Oilers in 1996, where he played two seasons as a safety before joining Miami (1998) and Jacksonville (1999-2000). During his five year NFL career, he played in 71 games and recorded two interceptions as a defensive back and special teams standout.

Stewart earned All-America honors while playing cornerback at Northern Arizona.

A California native, Stewart and his wife, Sonia, have four children, ShaRae, Tre (10), Mycah (9) and Jady (8) and reside in Nashville.

Rayna Stewart Coaching Ledger

2009:	Defensive Assistant/Quality Control, Tennessee Titans
2007-08:	Graduate Assistant, Northwestern University

Front Office

ROBERTSON/
STEWART

Players

Rookies

2008 Season

Records

History

Playoff History

Sidelines



Jim Washburn

DEFENSIVE LINE



Jim Washburn is in his 11th season as the Titans defensive line coach. Over the last 10 seasons, the Titans rank seventh in the NFL and fourth in the AFC in sacks (402) and have set the team record for sacks twice during that period (1999 and 2000).

Known for his fiery demeanor, Washburn has consistently received a great deal of effort and production from his positional group that has gone through a number of personnel changes in each of his 11 years with the organization.

Over the years, Washburn has demonstrated the ability to develop talent, molding players like Kyle Vanden Bosch, Jevon Kearse, John Thornton, Robaire Smith, Antwan Odom, Kevin Carter, Albert Haynesworth and Tony Brown into top-flight producers. During his tenure, four of his players (Kearse, Vanden Bosch, Carter, Haynesworth) have earned a total of eight Pro Bowl selections.

Last year, due to injury and rotation the Titans received sack production from nine different defensive linemen, who accounted for 39.5 sacks of the team's 44 sack total and led the NFL in defensive line sacks. Five of the nine players never had registered a sack before 2008, and they totaled 19 sacks last year. Rookie DT Jason Jones totaled five sacks, which ranked fifth in the NFL among defensive tackles and earned him All-Rookie Honors (PFW) and second-year DE Jacob Ford tallied seven sacks.

In 2007, the defensive line produced two Pro Bowl selections (Vanden Bosch and Haynesworth); and for the first time since 1993, the franchise had four defensive linemen with six or more sacks (Vanden Bosch, Odom, Haynesworth, LaBoy) and a total of 36.0 sacks from the defensive line.

In 2005, veteran free agent Vanden Bosch

joined the Titans in need of a second chance after spending an injury-filled four seasons with the Arizona Cardinals where he totaled five sacks. Under the coaching of Washburn and finally healthy, Vanden Bosch became a dominant defensive force for the Titans. Over the last four seasons, he has earned two Pro Bowl selections, collected 35.5 sacks (11th in the NFL in that time period) and 379 tackles (95 tackles/season).

Washburn's most heralded and successful project was the education of Jevon Kearse. His conversion from a college linebacker into an NFL defensive end helped change the game as we knew it. Kearse set an NFL rookie record for sacks (14.5) and in his five years with the Titans posted 47.5 sacks and earned three Pro Bowl invites.

Washburn spent one season at the University of Houston after four seasons as the defensive line coach at the University of Arkansas from 1994-97. Washburn went to Arkansas after coaching the Charlotte Rage of Arena Football in 1993. He also served as defensive coordinator for the London Monarchs of the World League of American Football in 1992 after a year as their defensive line coach in 1991. Washburn was head coach of the Charlotte Barons, helping the team to a national championship.

Before entering the professional coaching ranks, Washburn was the defensive line coach at South Carolina from 1983-88 and at New Mexico from 1980-82. He began his coaching career as a graduate assistant at Southern Methodist University in 1976. He then spent two seasons (1977-78) as defensive coordinator at Lees McRae Junior College (worked under Titans scout Cole Proctor, who was the head coach) before moving to Livingston University as defensive coordinator in 1979.

A native of Shelby, N.C. (12/2/49),

Washburn was a four-year letterman at Gardner Webb College, where he earned his bachelor's in physical education in 1973. He added his master's degree from North Carolina A&T in 1975. Washburn

and his wife, Sandy, have three children, Jessica, Brady, Jeremiah, daughters-in-law Susan and Ashley and six grandchildren, Allison Grace, Luke, Drew, Avery Jane, Megan and Cash.

Jim Washburn Coaching Ledger

- 1999-09:** Defensive Line, Tennessee Titans
- 1998:** Defensive Line, University of Houston
- 1994-97:** Defensive Line, University of Arkansas
- 1993:** Assistant Coach, Charlotte Rage (Arena Football League)
- 1992:** Defensive Coordinator, London Monarchs (WLAF)
- 1991:** Defensive Line, London Monarchs (WLAF)
- 1990:** Head Coach, Charlotte Barons
- 1983-88:** Defensive Line, University of South Carolina
- 1980-82:** Defensive Line, University of New Mexico
- 1979:** Defensive Coordinator, Livingston University
- 1977-78:** Defensive Coordinator, Lees McRae Junior College
- 1976:** Graduate Assistant, Southern Methodist University



Richie Wessman

OFFENSIVE ASSISTANT



Richie Wessman is in his fourth season with the Titans and first as a coaching assistant.

For the past three seasons, Wessman was an administrative assistant in the coaching department. In his new position he will fill a variety of roles in game preparation, including film work.

Prior to joining the Titans, Wessman spent two seasons (2003-04) at his alma mater, the University of Southern California, as an offensive assistant. The Trojans won a share of the National title in

each of his two seasons on the staff.

A native of San Clemente, Calif., Wessman (12/10/80) graduated with a degree in International Relations from USC. He was a quarterback for the Trojans in 2000 and 2001, in a stable of quarterbacks that included Carson Palmer, Matt Cassel and Matt Leinart. Wessman started his college career at Orange Coast College after graduating from San Clemente High School. Wessman resides in Nashville.

Richie Wessman Coaching Ledger

- 2009:** Offensive Assistant, Tennessee Titans
- 2003-04:** Offensive Assistant, University of Southern California

Front Office

WASHBURN/
WESSMAN

Players

Rookies

2009 Season

Records

History

Playoff History

Sidelines



John Zernhelt

TIGHT ENDS



John Zernhelt is in his fourth season with the Titans and fifth NFL season. A 33-year veteran of coaching, Zernhelt joined the Titans after one season as tight ends coach with the New York Jets.

Under his guidance, Bo Scaife has emerged as a dynamic tight end and has posted career highs in each of the last two seasons (46 receptions in 2007 and 58 in 2008) and led the team in receptions last season. Over the last four seasons, Scaife ranks first in receptions among tight ends selected in the 2005 NFL Draft and 11th overall among NFL tight ends with 170 receptions.

As an extension of the offensive line, the tight ends are a key part of the Titans run-game and helped the team rank in the top 10 in rushing in each of the past three seasons, while posting 2,000 rushing yards in each season.

Prior to joining the NFL, Zernhelt spent 28 seasons in the college ranks, including one year as head coach at the Citadel in

2004. He served as offensive coordinator in 2003 at the Citadel, before rising to head coach.

Zernhelt spent four seasons as offensive coordinator/offensive line coach at James Madison. Before joining James Madison, he made stops as an offensive line coach at South Carolina (1996-98), Duke (1994-95), Rice (1992-93), Maryland (1987-91), East Carolina (1982-86), Marshall (1981) and Ferrum College (1977-80). At both Rice and Duke, Zernhelt worked with Titans offensive coordinator Mike Heimerdinger.

A graduate of Maryland, Zernhelt enjoyed a stellar playing career for the Terrapins as an offensive lineman, earning three ACC championships and playing in the Liberty, Gator and Cotton Bowls during his career. He was recognized for his achievements in October 2002 by his induction into the Pennsylvania Sports Hall of Fame for the Allen-Rogowicz Chapter.

A native of Newtown, Penn., Zernhelt (1/4/54) and his wife Katie have one son, John Paul (20).

John Zernhelt Coaching Ledger

2006-09:	Tight Ends, Tennessee Titans
2005:	Tight Ends, New York Jets
2004:	Head Coach, The Citadel
2003:	Offensive Coordinator, The Citadel
1999-2002:	Offensive Coordinator/Off. Line, James Madison
1996-98:	Offensive Line, South Carolina
1994-95:	Offensive Line, Duke
1992-93:	Offensive Line, Rice
1987-91:	Offensive Line, Maryland
1982-86:	Offensive Line, East Carolina
1981:	Offensive Line, Marshall
1977-80:	Offensive Line, Ferrum College



Front Office

Coaching Staff

VETERANS

Rookies

2008 Season

Records


History

Playoff History

Sidelines

VETERANS

56



Colin ALLRED

LINEBACKER



6'1" • 238 lbs. • Born: 4.15.83 • Exp. (NFL/Titans): 2/2 • FA - 2006 • Baylor
2008 GP/GS: 12/0 (Playoffs 1/0) • Career GP/GS: 15/0 (Playoffs 2/0) • Dallas, Texas

PRO: A tough and intelligent presence on special teams and as a reserve linebacker, Colin Allred spent his first full season on the 53-man roster in 2008. The former Baylor Bear gained his first NFL experience in 2007 after spending training camp with the Titans in 2006 (waived Aug. 29, 2006). He was re-signed on Jan. 26, 2007 and waived on Sept. 1, 2007. The next day, Allred was signed to the practice squad, where he spent the first 13 games of the 2007 regular season. After being signed to the active roster on Dec. 15, 2007, he played in three regular season games and one postseason game. The Titans originally signed Allred as an undrafted free agent on May 4, 2006.

TITANS TIDBITS:

- After graduating from Baylor in December 2005, Allred was admitted to the University of California Berkeley School of Law. He has been able to defer his enrollment while he pursues his football career.
- In college, Allred made money by starting his own computer repair business. Although he no longer accepts clients, he still enjoys building computers for his personal use.
- An avid hiker, one of his preferred outdoor locations is the Redwood National Park in northern California.

CAREER HIGHLIGHTS:

- **2008 (12/0, 1/0):** In his first full season on the 53-man roster, played primarily on special teams and also saw action as a reserve linebacker. Posted eight tackles at linebacker and finished fourth on team with 11 special teams tackles. Inactive in four games (9/21 against Houston, 10/27 against Indianapolis, 11/2 against Green Bay and 11/9 at Chicago).
- At Detroit (11/27), led team with three special teams tackles in 47-10 victory over Lions on Thanksgiving. Saw limited action at linebacker in the fourth quarter.
- Against Cleveland (12/7), led team with three solo special teams tackles in division-clinching 28-9 victory.
- At Indianapolis (12/28), saw significant action at linebacker and notched career-high eight

tackles in regular season finale.

- Against Baltimore (1/10), saw action on special teams coverage units in Divisional Playoff.
- **2007 (3/0, 1/0):** Spent the first 13 games on the practice squad before being elevated to the active roster. Posted four special teams tackles in three regular season games and one defensive stop in one postseason game.
- Made NFL debut at Kansas City (12/16), and saw limited action at linebacker after Keith Bulluck and Ryan Fowler briefly left game with injuries. Tallied two special teams tackles on coverage units.
- In Wild Card game at San Diego (1/6), collected one tackle in limited action as reserve linebacker

COLLEGE:

- In 37 career games at Baylor, posted 140

ALLRED GAME-BY-GAME

2007 Tennessee Titans														
Date	Opp	W/L	P/S	Tot	Solo	Sk	OBP	TFL	Int	Yds	PD	FF	FR	SpT
Dec 16	@ KC	W	p	0	0	0	0	0	0	0	0	0	0	2
Dec 23	NYJ	W	p	0	0	0	0	0	0	0	0	0	0	0
Dec 30	@ Ind	W	p	0	0	0	0	0	0	0	0	0	0	2
Totals		10-6	3/0	0	0	0	0	0	0	0	0	0	0	4
Playoffs														
Jan 6	@ SD	L	p	1	0	0	0	1	0	0	0	0	0	0
Totals		0-1	1/0	1	0	0	0	1	0	0	0	0	0	0
* On Titans' practice squad from Sept. 9 - Dec. 9														
2008 Tennessee Titans														
Date	Opp	W/L	P/S	Tot	Solo	Sk	OBP	TFL	Int	Yds	PD	FF	FR	SpT
Sept 7	Jax	W	p	0	0	0.0	0	0	0	0	0	0	0	1
Sept 14	@ Cin	W	p	0	0	0.0	0	0	0	0	0	0	0	0
Sept 21	Hou	W	IA											
Sept 28	Min	W	p	0	0	0.0	0	0	0	0	0	0	0	1
Oct 5	@ Bal	W	p	0	0	0.0	0	0	0	0	0	0	0	0
Oct 19	@ KC	W	p	0	0	0.0	0	0	0	0	0	0	0	2
Oct 27	Ind	W	IA											
Nov 2	GB	W	IA											
Nov 9	@ Chi	W	IA											
Nov 16	@ Jax	W	p	0	0	0.0	0	0	0	0	0	0	0	0
Nov 23	NYJ	L	p	0	0	0.0	0	0	0	0	0	0	0	1
Nov 27	@ Det	W	p	0	0	0.0	0	0	0	0	0	0	0	3
Dec 7	Cle	W	p	0	0	0.0	0	0	0	0	0	0	0	3
Dec 14	@ Hou	L	p	0	0	0.0	0	0	0	0	0	0	0	0
Dec 21	Pit	W	p	0	0	0.0	0	0	0	0	0	0	0	0
Dec 28	@ Ind	L	p	8	7	0.0	0	0	0	0	0	0	0	0
Totals		13-3	12/0	8	7	0.0	0	0	0	0	0	0	0	11
Playoffs														
Jan 10	Bal	L	p	0	0	0.0	NA	0	0	0	0	0	0	0
Totals		0-1	1/0	0	0	0.0	NA	0	0	0	0	0	0	0

Front Office

Coaching Staff

ALLRED

Rookies

2008 Season

Records

History

Playoff History

Sidelines

tackles, 15 tackles for loss, 5.5 sacks, one interception and two forced fumbles.

- As senior co-captain, started all 11 games, earned honorable mention All-Big 12 honors from Associated Press and league coaches, and named first-team Academic All-Big 12. Led Bears in sacks (5.5), ranked second in total tackles (73) and tackles for loss (nine), added two forced fumbles and returned interception for a score.
- Earned history degree in December 2005.

PERSONAL:

- Married to Kristen, splits time between

Nashville and Dallas.

- Earned three-time All-District honors at Hillcrest (Dallas, Texas) High School.
- Played baseball and basketball, member of National Honor Society and class president.
- List of favorites: (movie) "The Dark Knight"; (TV show) "SportsCenter"; (actor) Will Smith; (music artist) Jay-Z; (vacation getaway) the Caribbean; (school subject) history; (car) Jaguar XF; (book) "The Lord of the Rings" by J.R.R. Tolkien; (video game) Call of Duty 4; and (food) Italian food.
- Born Colin Zachary Allred on April 15, 1983, in Dallas, Texas.

COLIN ALLRED'S NFL STATISTICS

Year	Team	TACKLES						Yds	INTERCEPTIONS					FUMBLES			
		GP	GS	Tot	Solo	Asst	Sk		No	Yds	Lg	TD	PD	FF	FR	Yds	SpT
2007	Tennessee	3	0	0	0	0	0.0	0	0	0	0	0	0	0	0	0	4
2008	Tennessee	12	0	8	7	1	0.0	0	0	0	0	0	0	0	0	11	
NFL Totals		15	0	8	7	1	0.0	0	0	0	0	0	0	0	0	15	

Year	Team	TACKLES						Yds	INTERCEPTIONS					FUMBLES			
		GP	GS	Tot	Solo	Asst	Sk		No	Yds	Lg	TD	PD	FF	FR	Yds	SpT
2007	Tennessee	1	0	1	0	1	0.0	0.0	0	0	0	0	0	0	0	0	
2008	Tennessee	1	0	0	0	0	0.0	0.0	0	0	0	0	0	0	0		
Playoff Totals		2	0	1	0	1	0.0	0.0	0	0	0	0	0	0	0		

Single-Game Highs

Tackles - 8 at Indianapolis (12/28/08)
Special Teams Tackles - 3 (twice, last vs. Cleveland 12/7/08)

Playoff Single-Game Highs

Tackles - 1 at San Diego (1/6/08)

54



Eugene AMANO



GUARD/CENTER

6'3" • 310 lbs. • Born: 3.1.82 • Exp. (NFL/Titans): 6/6 • D7b - 2004 • SE Missouri St.
2008 GP/GS: 16/16 (Playoffs 1/1) • Career GP/GS: 79/24 (Playoffs 2/2) • San Diego, Calif.

PRO: Amano enters his sixth NFL season having played in all but one game during his career (79 career games played) with a total of 24 starts. A strong player with quick feet, he has experience at guard and center at both the college and pro levels. In 2008, Amano earned a starting role for the first time in his career, starting all 16 games at left guard and was a part of an offensive front that allowed an NFL-low 12 sacks. In his first four seasons in the NFL, Amano served primarily as a reserve at both center and guard. The former 1-AA Dave Rimington Award winner (given annually to the top center in college football at each level of competition) was drafted

after pre-draft workout results of a 32.5-inch vertical leap, 30 repetitions of 225 pounds on the bench press and a 5.16-second 40-yard dash. He was selected with one of the team's three compensatory picks in the seventh round of the 2004 draft (239th overall).

TITANS TIDBITS:

- Although he was born in Manila, Philippines, Amano lived in the United States from the time he was two months old. His mother, Aida, a nurse, and his father, Eugene, who served in the U.S. Navy for 25 years, were stationed in the Philippines when he was born but then moved

to San Diego.

- Following the 2009 season, Amano plans to travel back to the Philippines for the first time since leaving with his family as an infant. He will volunteer with a group called Gawad Kalinga, which means "to give care" and help rebuild poverty-stricken villages in his native land.
- Amano is in the process of developing The Amano Family Foundation back in San Diego that will benefit inner-city youth.
- Amano's younger brother, Fred, played defensive tackle at San Diego State. The brothers workout frequently together during the offseason. Their older sister, Allison, is an assistant buyer in San Diego.
- Because he had yet to receive a scholarship offer late in his senior year of high school, Amano planned to walk on to the football team at either San Diego State or the University of New Mexico. But when a coach from Southeast Missouri State called one of Amano's high school coaches inquiring about junior college players in the San Diego area, Amano's coach tried to sell him on Amano playing for the 1-AA school. When the SE Missouri State coaching staff finally saw Amano's game film, they called and offered him a scholarship without even flying him in for an official visit.
- In May 2006, Amano received his degree in criminal justice from Southeast Missouri State. After entering the NFL 27 credit hours shy of his diploma, he completed his schooling through online courses, independent study and an internship during the 2006 offseason with the Franklin (Tenn.) Police Department in which he worked with detectives on the squad's drug task force.

CAREER HIGHLIGHTS:

- 2008 (16/16, 1/1):** Started all 16 games at left guard and was a part of an offensive line that allowed an NFL-low 12 sacks in 2008. Member of an offensive line that opened holes for Titans' rushers to gain a franchise-record 332 rushing yards at Kansas City (10/19/08). Part of an offensive line that did not allow a sack for five consecutive games (9/21/08 – 10/27/08).
- At Kansas City (10/19), member of an offensive front that opened holes for Tennessee ball carriers to rush for a franchise-record 332 rushing yards in the Titans' commanding 34-10 road victory over the Chiefs. Part of an offensive line that did not allow a sack for the fourth straight game.
 - Against Indianapolis (10/27), was part of an offensive line that did not allow a sack for 37 pass attempts in the Titans' 31-21 victory over the Colts on Monday Night Football.
 - At Detroit (11/27), was part of an offensive front that blocked for Titans' ball carriers to

gain 292 yards on the ground in the Titans' commanding 47-10 victory over the Lions on Thanksgiving.

- Against Pittsburgh (12/21), member of an offensive front that helped amass 322 total yards, the most against Pittsburgh in 2008, in the Titans' 31-14 victory.
 - In the Divisional playoffs against Baltimore (1/10), helped the Titans offense amass 391 total yards.
- 2007 (16/5, 1/1):** Played in all 16 games with five starts. Started three games at right guard (11/19 at Denver, 11/25 at Cincinnati and 12/2 vs. Houston) and two contests at center (12/23 vs. N.Y. Jets and 12/30 vs. Indianapolis). Also, saw significant action as a reserve at left guard (12/9 vs. San Diego) and at center (12/16 at Kansas City).

- At Denver (11/19), started at right guard in place of an injured Benji Olson. Part of an offensive line that allowed just one sack on 41 pass attempts, while allowing Vince Young to throw for a career-best 305 passing yards.

- Against N.Y. Jets (12/23), started at center in place of an injured Kevin Mawae. Member of an offensive front that allowed Titans' ball carriers to amass 127 rushing yards on 36 carries in the Titans' 10-6 win.

- At San Diego (1/6), started first career playoff game at center for an injured Kevin Mawae.

2006 (16/1): Played in all 16 games and contributed primarily on special teams. Played guard in three total contests, including one start (12/10 at Houston).

- At Houston (12/10), made third career start, filling in for Benji Olson. Helped offense gain season-high 418 total yards in overtime win.

2005 (16/0): Played in all 16 games in a special teams role.

2004 (15/2): Played in all but one game (11/14 vs. Chicago) as rookie and saw action at all three interior offensive line positions. Played primarily on special teams. Did not play in one contest (11/14 against Chicago). Earned one start at center (12/19 at Oakland) and one start at left guard (1/2 vs. Detroit).

- At Oakland (12/19), earned first career start at center and protected Billy Volek as he passed for 492 yards.

COLLEGE:

- Played every game in college, starting every contest from midway through his freshman year through his senior campaign. Began career as guard before transitioning to center as junior.
- As senior, won 1-AA Dave Rimington Award, given annually to top center in college football at each level of competition. Also named first-team All-American by the American Football Coaches Association, The NFL Draft Report and Football Gazette.

- Named second-team All-Ohio Valley Conference sophomore and junior seasons.
- Also served as long snapper for final three seasons.
- Majored in criminal justice.

PERSONAL:

- Engaged to Frances Santos, splits time between Nashville and San Diego, Calif.
- Attended Rancho Bernardo (San Diego, Calif.) HS, where he was an all-conference performer as an offensive and defensive lineman during his senior season. Was a three-sport athlete who also lettered in basketball and track.
- Would like to pursue a career as a federal agent or with the FBI when his playing days are over.
- List of favorites: (movies) "Star Wars," "Old School" and "Wedding Crashers"; (TV shows) "Lost," "The Simpsons," "Real World" and "Seinfeld"; (actress) Angelina Jolie; (music artists) John Legend; (sports hero) David Robinson; (video games) Nintendo Wii, Madden NFL Football and NCAA Football; (vacation getaway) Las Vegas; (school subject)

history; and (kind of food) Mexican food and food from the Philippines.

- Born Eugene Philip Amato in Manila, Philippines, on March 1, 1982.

AMANO'S NFL STATISTICS

Year	Team	GP	GS
2004	Tennessee	15	2
2005	Tennessee	16	0
2006	Tennessee	16	1
2007	Tennessee	16	5
2008	Tennessee	16	16
NFL Totals		79	24

PLAYOFFS

2007	Tennessee	1	1
2008	Tennessee	1	1
NFL Totals		2	2

Starts Breakdown: 2004: C 1, LG 1; 2006: RG 1; 2007: RG 3, C 2 (Playoffs 2007: C 1); 2008: LG 16 (Playoffs 2008: LG 1)

58



Ken
AMATO

LONG SNAPPER/LINEBACKER



6'2" • 245 lbs. • Born: 5.18.77 • Exp. (NFL/Titans): 7/7 • FA - 2003 • Montana State
2008 GP/GS: 16/0 (Playoffs 1/0) • Career GP/GS: 77/0 (Playoffs 3/0) • Miami, Fla.

PRO: Ken Amato serves as a long snapper for both field goals and punts and is a valued core member of special teams coverage units. His steady snaps have helped Craig Hentrich ascend to the top of the team's all-time leader board in career punting and have made an impact in Rob Bironas' emergence as a Pro Bowl kicker. Amato also has experience in extra-linebacker defensive packages. In his first six NFL seasons (2003-08), he played in 77 games and totaled 35 special teams tackles, including four stops on special teams in 2008. As a situational linebacker, he has seven career tackles. Amato was signed by the Titans as a free agent on Aug. 12, 2003 after serving a second stint with the Carolina Panthers from Feb. 11 - June 11, 2003. He was originally signed by the Panthers as an undrafted free agent on May 28, 2002 and was waived during training camp.

TITANS TIDBITS:

- Amato played in his first NFL game nearly five

years after playing his final college game. After his college eligibility expired at the end of the 1998 season, he spent the next two years finishing his degree and assisting Montana State's coaching staff with video work and a wide variety of other tasks. After graduation, with the exception of a brief stint with the Carolina Panthers in May 2002, he worked two years as a full-time juvenile service specialist in Miami until re-signing to attend his second camp with Carolina in February 2003.

- While Amato's father, Paul, is Italian-Irish, his mother, Isora Gotay, is from Puerto Rico. As a result, he speaks fluent Spanish and still communicates with his mother's side of the family in her native tongue.
- Amato learned to long snap in his last year playing Pop Warner football, but he did not do it again until college. During his time at Moorpark (Calif.) Junior College, he suffered an injury to his MCL and was unable to play linebacker for a short period. Because the team

VETERANS

needed a long snapper, he volunteered for the duty because he wanted to stay involved while allowing his injury to heal.

CAREER HIGHLIGHTS:

2008 (16/0, 1/0): Served as long snapper in all 16 games and contributed to Rob Bironas' 87.9 field goal percentage (tied for 10th in NFL). Registered four special teams tackles.

- Collected a special teams tackle in games against Houston (9/21), at Baltimore (10/5), against Cleveland (12/7) and at Indianapolis (12/28).

2007 (7/0, 0/0): Played in seven games and totaled three special teams tackles before being placed on injured reserve on Oct. 31, 2007 with a knee injury.

- At Houston (10/21), served as long snapper for Rob Bironas' single-game NFL record eight field goals.

- Against Oakland (10/28), tore his right ACL and spent the remainder of season on injured reserve.

2006 (15/0): Played in 15 games and totaled five special teams tackles and three tackles at linebacker, including one tackle for loss. Helped kicker Rob Bironas go 22 of 28 on field goal attempts and 32 of 32 on PAT attempts. Snapped for three of the team's four game-winning field goals (11/26 vs. N.Y. Giants, 12/3 vs.

Indianapolis and 12/24 at Buffalo). He was inactive in one game (10/15 at Washington) with a quad injury.

- Following week against Indianapolis (12/3), snapped for Bironas' game-winning 60-yard field goal, the sixth field goal in NFL history from 60 yards or longer.

2005 (7/0): Played in seven games as a long snapper until breaking his left fibula at Arizona (10/23). He was placed on injured reserve on Oct. 26.

2004 (16/0): Served as team's long snapper and contributed 10 special teams tackles. Also received occasional playing time in a four-linebacker package, where he posted four stops.

- In Monday Night Football victory at Green Bay (10/11), recorded season-high two tackles in first career action at linebacker.

2003 (16/0, 2/0): In his first season, played in every regular season game and both postseason games. Served as punting unit's long snapper and contributed nine special teams tackles during regular season.

- Against Oakland (9/7), played on special teams in professional debut.

COLLEGE:

- Played in 22 games with nine starts in two seasons at Montana State.

- In addition to action at long snapper, collected

AMATO GAME-BY-GAME

2006 Tennessee Titans

Date	Opp	W/L	P/S	Tot Solo	Sk	OBP	TFL	Int	Yds	PD	FF	FR	SpT
Sept 10	NYJ	L	p	0	0	0.0	0	0	0	0	0	0	2
Sept 17	@ SD	L	p	1	1	0.0	0	0	0	0	0	0	0
Sept 24	@ Mia	L	p	0	0	0.0	0	0	0	0	0	0	0
Oct 1	Dal	L	p	0	0	0.0	0	0	0	0	0	0	1
Oct 8	@ Ind	L	p	0	0	0.0	0	0	0	0	0	0	0
Oct 15	@ Was	W	IA										
Oct 29	Hou	W	p	0	0	0.0	0	0	0	0	0	0	0
Nov 5	@ Jax	L	p	0	0	0.0	0	0	0	0	0	0	1
Nov 12	Bal	L	p	0	0	0.0	0	0	0	0	0	0	0
Nov 19	@ Phi	W	p	1	0	0.0	0	0	0	0	0	0	0
Nov 26	NYG	W	p	1	1	0.0	1	0	0	0	0	0	0
Dec 3	Ind	W	p	0	0	0.0	0	0	0	0	0	0	0
Dec 10	@ Hou	W	p	0	0	0.0	0	0	0	0	0	0	0
Dec 17	Jax	W	p	0	0	0.0	0	0	0	0	0	0	1
Dec 24	@ Buf	W	p	0	0	0.0	0	0	0	0	0	0	0
Dec 31	NE	L	p	0	0	0.0	0	0	0	0	0	0	0
Totals	8-8	15/0		3	2	0.0	0	1	0	0	0	0	5

2007 Tennessee Titans

Date	Opp	W/L	P/S	Tot Solo	Sk	OBP	TFL	Int	Yds	PD	FF	FR	SpT
Sept 9	@ Jax	W	p	0	0	0.0	0	0	0	0	0	0	1
Sept 16	Ind	L	p	0	0	0.0	0	0	0	0	0	0	0
Sept 24	@ NO	W	p	0	0	0.0	0	0	0	0	0	0	0
Oct 7	Atl	W	p	0	0	0.0	0	0	0	0	0	0	1
Oct 14	@ TB	L	p	0	0	0.0	0	0	0	0	0	0	0
Oct 21	@ Hou	W	p	0	0	0.0	0	0	0	0	0	0	0
Oct 28	Oak	W	p	0	0	0.0	0	0	0	0	0	0	0
Nov 4	Car	W											
Totals	10-6	7/0		0	0	0.0	0	0	0	0	0	0	3

Playoffs
Jan 6 @ SD L INJURED RESERVE (KNEE)
Totals 0-1 0/0 0 0 0.0 0 0 0 0 0 0 0 0 0

* Placed on injured reserve (knee) from Nov. 4 to Jan. 6

2008 Tennessee Titans

Date	Opp	W/L	P/S	Tot Solo	Sk	OBP	TFL	Int	Yds	PD	FF	FR	SpT
Sept 7	Jax	W	p	0	0	0.0	0	0	0	0	0	0	0
Sept 14	@ Cin	W	p	0	0	0.0	0	0	0	0	0	0	0
Sept 21	Hou	W	p	0	0	0.0	0	0	0	0	0	0	1
Sept 28	Min	W	p	0	0	0.0	0	0	0	0	0	0	0
Oct 5	@ Bal	W	p	0	0	0.0	0	0	0	0	0	0	1
Oct 19	@ KC	W	p	0	0	0.0	0	0	0	0	0	0	0
Oct 27	Ind	W	p	0	0	0.0	0	0	0	0	0	0	0
Nov 2	GB	W	p	0	0	0.0	0	0	0	0	0	0	0
Nov 9	@ Chi	W	p	0	0	0.0	0	0	0	0	0	0	0
Nov 16	@ Jax	W	p	0	0	0.0	0	0	0	0	0	0	0
Nov 23	NYJ	L	p	0	0	0.0	0	0	0	0	0	0	0
Nov 27	@ Det	W	p	0	0	0.0	0	0	0	0	0	0	0
Dec 7	Cle	W	p	0	0	0.0	0	0	0	0	0	0	1
Dec 14	@ Hou	L	p	0	0	0.0	0	0	0	0	0	0	0
Dec 21	Pit	W	p	0	0	0.0	0	0	0	0	0	0	0
Dec 28	@ Ind	L	p	0	0	0.0	0	0	0	0	0	0	1
Totals	13-3	16/0		0	0	0.0	0	0	0	0	0	0	4

Playoffs
Jan 10 Bal L p 0 0 0.0 NA 0 0 0 0 0 0 0 0
Totals 0-1 1/0 0 0 0.0 NA 0 0 0 0 0 0 0 0



41 tackles, three sacks and one fumble recovery at linebacker as senior in 1998.

- Contributed 48 tackles and 2.5 sacks at defensive end and linebacker as a junior (1997).
- Prior to attending Montana State, spent two seasons at Moorpark (Calif.) Junior College, earning all-state and all-conference honors as sophomore.
- Earned degree in justice studies.

PERSONAL:

- Married to Sandi (July 2004), couple resides in Brentwood, Tenn., with daughter, Jazlyn (2).
- Named to Dade County All-Star team at

Braddock High School in Miami, Fla., where he also played volleyball and participated in the high jump in track and field.

- Returned to Braddock HS in 2006 to speak at the school's football banquet.
- Participated in youth football clinic in Puerto Rico in 2006.
- List of favorites: (movie) "The Matrix"; (TV show) "Two and a Half Men"; (actress) Reese Witherspoon; (music group) El Gran Combo; (food) Mexican; (school subject) history; and (sports hero) Dale Murphy.
- Born Kenneth Carlos Amato on May 18, 1977 in Puerto Rico.

KEN AMATO'S NFL STATISTICS

Year	Team	TACKLES							INTERCEPTIONS					FUMBLES			
		GP	GS	Tot	Solo	Asst	Sk	Yds	No	Yds	Lg	TD	PD	FF	FR	Yds	SpT
2003	Tennessee	16	0	0	0	0	0.0	0.0	0	0	0	0	0	0	0	0	9
2004	Tennessee	16	0	4	3	1	0.0	0.0	0	0	0	0	0	0	0	0	10
2005	Tennessee	7	0	0	0	0	0.0	0.0	0	0	0	0	0	0	0	0	4
2006	Tennessee	15	0	3	2	1	0.0	0.0	0	0	0	0	0	0	0	0	5
2007	Tennessee	7	0	0	0	0	0.0	0.0	0	0	0	0	0	0	0	0	3
2008	Tennessee	16	0	0	0	0	0.0	0.0	0	0	0	0	0	0	0	0	4
NFL Totals		77	0	7	5	2	0.0	0.0	0	0	0	0	0	0	0	0	35

PLAYOFFS

Year	Team	TACKLES							INTERCEPTIONS					FUMBLES			
		GP	GS	Tot	Solo	Asst	Sk	Yds	No	Yds	Lg	TD	PD	FF	FR	Yds	SpT
2003	Tennessee	2	0	0	0	0	0.0	0.0	0	0	0	0	0	0	0	0	0
2007	Tennessee	0	0	0	0	0	0.0	0.0	0	0	0	0	0	0	0	0	0
2008	Tennessee	1	0	0	0	0	0.0	0.0	0	0	0	0	0	0	0	0	0
Playoff Totals		3	0	0	0	0	0.0	0.0	0	0	0	0	0	0	0	0	0

Single-Game Highs

Tackles - 2 at Green Bay (10/11/04)
Special Teams Tackles - 3 (twice, last vs. Baltimore 9/18/05)

98



Dave BALL

DEFENSIVE END



6'5" • 277 lbs. • Born: 1.4.81 • Exp. (NFL/Titans): 5/2 • FA - 2008 • UCLA
2008 GP/GS: 15/3 (Playoffs 0/0) • Career GP/GS: 36/3 (Playoffs 0/0) • Dixon, Calif.

PRO: Ball returns for his fifth NFL season and second campaign with the Titans in 2009. He gained the greatest amount of playing time – and enjoyed the highest level of success – of his career in 2008, when he tallied 4.5 sacks, 51 tackles and one interception in 15 games (three starts). His experience in a Titans uniform gave the athletically-built defensive end 36 career games during his first four NFL seasons. Prior to

signing with the Titans as a free agent on Jan. 3, 2008, Ball played in 21 total games with the San Diego Chargers (six games) and New York Jets (15 games). He also spent the 2007 offseason and preseason with Carolina Panthers (March 26-Sept. 2, 2007). Ball originally was selected in the fourth round (133rd overall) of the 2004 NFL Draft by the San Diego Chargers.

VETERANS

TITANS TIDBITS:

- His identical twin brother, Matt, also played defensive end at UCLA and currently works for a research and development group in Washington, D.C.
- With patience and determination, Ball traveled a long road to find a professional home in Tennessee. After moving from San Diego to the New York Jets to Carolina, he was completely out of football awaiting a contract from September 2007 until January 2008, when the Titans signed him. An 8"x11" sheet of paper, which he affixed early in his Titans tenure, is taped in his locker that reads in blue marker "Time is running out!!"

CAREER HIGHLIGHTS:

- 2008 (15/3, 0/0 – Tennessee):** Made impact in first season in Tennessee with 4.5 sacks (tied for fourth on team) and one interception. Finished fifth on squad with 13 quarterback pressures and tied for team lead in quarterback pressures three times (at BLT, at KC, vs. GB). Tied for team lead in sacks three times (at CHI, at JAX, at DET).
- At Baltimore (10/5), collected career-best seven tackles and tied for the team lead with two quarterback pressures, playing both defensive end and defensive tackle for injury-depleted line.
 - Against Indianapolis (10/27), left Monday Night Football game with concussion after opening kickoff.
 - Against Green Bay (11/2), set career high with seven tackles and sacked Aaron Rodgers for four-yard loss.
 - At Chicago (11/9), tallied six-yard sack of Rex Grossman.
 - At Jacksonville (11/16), made first career start and posted five tackles, one sack and two quarterback pressures in 24-14 come-from-behind victory. Sacked David Garrard for seven-yard loss in fourth quarter.
 - At Detroit (11/27), collected three tackles, one sack, one forced fumble and an interception return for a touchdown in 47-10 victory over Lions on Thanksgiving. Intercepted Daunte Culpepper pass intended for Kevin Smith and raced 15 yards for touchdown in first quarter. Forced fumble while dropping Drew Henson for sack in fourth quarter.
 - Inactive in season finale (12/28 at Indianapolis) and in playoff game (1/10 against Baltimore)

with back injury.

2007: Out of football during 2007 season after being released by the Carolina Panthers on Sept. 2, 2007.

2006 (10/0 – N.Y. Jets): Played in 10 games with Jets and was inactive six times during regular season and once in playoffs. Totaled one tackle and two passes defended.

2005 (2/0 – San Diego, 3/0 – N.Y. Jets): Played in two contests for Chargers before being signed to practice squad on Nov. 8. He was then signed by Jets off San Diego's practice squad on Dec. 13, 2005 and appeared in three games with Jets to finish season. Accumulated six total tackles during season.

2004 (6/0 – San Diego): Played in six games as Chargers rookie before breaking bone in his foot and being placed on injured reserve for remainder of season. Totaled three tackles and two passes defended.

COLLEGE:

- Played defensive end for UCLA from 2000-03, starting his final three seasons. Recorded 139 tackles, 30.5 sacks (UCLA record), and 43.5 tackles for loss during his career.
- As senior (2003), named first-team Sporting News All-America, Pac 10 Defensive Player of the Year and first-team All-Pac 10 selection. Won Pac 10's Morris Trophy (top lineman) after leading country and setting school record with 16.5 sacks.
- Graduated with degree in history.

PERSONAL:

- Married to Carrie with sons, Mason (3) and Cade (newborn).
- At Dixon (Calif.) High School, named league Defensive Player of the Year and won All-State honors. Also played basketball in high school.
- List of favorites: (TV shows) "Family Guy", "The Simpsons" and "60 Minutes"; (actors) Guy Pearce and Viggo Mortensen; (music artists or groups) U2, The Shins and Nirvana; (food) In-N-Out Burgers; (vacation spot) at home on the couch; (school subject) history; (car) Ferrari; (sports heroes) Bo Jackson and Magic Johnson; and (book) "The Road" by Cormac McCarthy.
- Born David Stewart Ball on Jan. 4, 1981 in Fairfield, Calif.

BALL GAME-BY-GAME

2004 San Diego Chargers

Date	Opp	W/L	P/S	Tot Solo	Sk	QBP	TFL	Int	Yds	PD	FF	FR	SpT
Sept 12	@ Hou	W	p	0	0	0	0	0	0	0	0	0	0
Sept 19	NYJ	L	p	2	2	0	0	0	0	0	0	0	0
Sept 26	@ Den	L	p	0	0	0	0	0	0	0	0	0	0
Oct 3	Ten	W	p	0	0	0	0	0	0	1	0	0	0
Oct 10	Jax	W	p	1	0	0	0	0	0	0	0	0	0
Oct 17	@ Atl	L	p	0	0	0	0	0	0	1	0	0	0
Oct 24	@ Car	W		INJURED RESERVE (FOOT)									

Totals 12-4 6/0 3 2 0 0 0 0 0 0 2 0 0 0 0

Playoffs

Jan 8	NYJ	L		INJURED RESERVE (FOOT)									
-------	-----	---	--	------------------------	--	--	--	--	--	--	--	--	--

Totals 0-1 0/0 0 0 0 0 0 0 0 0 0 0 0 0 0

* Placed on injured reserve (foot) from Oct. 24 to Jan. 8

2005 San Diego Chargers/N.Y. Jets

Date	Opp	W/L	P/S	Tot Solo	Sk	QBP	TFL	Int	Yds	PD	FF	FR	SpT
Sept 11	Dal	L	p	1	0	0	0	0	0	0	0	0	0
Sept 18	@ Den	L	p	0	0	0	0	0	0	0	0	0	0
Sept 25	NYG	W	IA										
Oct 2	@ NE	W	IA										
Oct 10	Pit	L	IA										
Oct 16	@ Oak	W	IA										
Oct 23	@ Phi	L	IA										
Oct 30	KC	W	IA										

Nov 6 @ NYJ W NOT ON ROSTER
 Nov 20 @ Buf W PRACTICE SQUAD
 Nov 27 @ Was W PRACTICE SQUAD
 Dec 4 Oak W PRACTICE SQUAD
 Dec 11 Mia L PRACTICE SQUAD
 Dec 18 @ Mia L p 1 0 0.0 0 0 0 0 0 0 0 0 0 0
 Dec 26 NE L p 3 3 0.0 0 0 0 0 0 0 0 0 0 0
 Jan 1 Buf W p 1 1 0.0 0 0 0 0 0 0 0 0 0 0

Totals 5/0 6 4 0.0 0 0 0 0 0 0 0 0 0 0 0

* First 13 games with San Diego. final three games with N.Y. Jets.

2006 N.Y. Jets

Date	Opp	W/L	P/S	Tot Solo	Sk	QBP	TFL	Int	Yds	PD	FF	FR	SpT
Sept 10	@ Cin	W	p	0	0	0	0	0	0	0	1	0	0
Sept 17	NE	L	p	0	0	0	0	0	0	0	0	0	0
Sept 24	@ Buf	W	p	1	1	0	0	0	0	0	0	0	0
Oct 1	Ind	L	p	0	0	0	0	0	0	0	0	0	0
Oct 8	@ Jax	L	IA										
Oct 15	Mia	W	p	0	0	0	0	0	0	0	0	0	0
Oct 22	Det	W	p	0	0	0	0	0	0	0	0	0	0
Oct 29	@ Cle	L	IA										
Nov 12	@ NE	W	p	0	0	0	0	0	0	0	0	0	0
Nov 19	Chi	L	IA										
Nov 26	Hou	W	IA										
Dec 3	@ GB	W	p	0	0	0	0	0	0	0	1	0	0
Dec 10	Buf	L	p	0	0	0	0	0	0	0	0	0	0
Dec 17	@ Min	W	IA										
Dec 25	@ Mia	W	p	0	0	0	0	0	0	0	0	0	0
Dec 31	Oak	W	IA										

Totals 10-6 10/0 1 1 1 0 0 0 0 0 0 2 0 0 0 0

Playoffs

Jan 7	@ NE	L	IA										
-------	------	---	----	--	--	--	--	--	--	--	--	--	--

Totals 0-1 0/0 0 0 0 0 0 0 0 0 0 0 0 0 0

2008 Tennessee Titans

Date	Opp	W/L	P/S	Tot Solo	Sk	QBP	TFL	Int	Yds	PD	FF	FR	SpT
Sept 7	Jax	W	p	3	1	0	0	0	0	0	0	0	0
Sept 14	@ Cin	W	p	0	0	0	1	0	0	0	0	0	0
Sept 21	Hou	W	p	1	1	0	0	1	0	0	0	0	0
Sept 28	Min	W	p	1	0	0	0	0	0	0	0	0	0
Oct 5	@ Bal	W	p	7	3	0	2	0	0	0	0	0	0
Oct 19	@ KC	W	p	4	1	0.5	3	0	0	0	0	0	0
Oct 27	Ind	W	p	0	0	0	0	0	0	0	0	0	0
Nov 2	GB	W	p	7	3	1.0	1	0	0	0	0	0	0
Nov 9	@ Chi	W	p	6	4	1.0	0	0	0	0	0	0	0
Nov 16	@ Jax	W	S	5	3	1.0	2	0	0	0	0	0	0
Nov 23	NYJ	L	p	3	1	0.0	0	0	0	0	0	0	0
Nov 27	@ Det	W	p	3	1	1.0	0	1	15	1	1	0	0
Dec 7	Cle	W	p	4	2	2.0	2	0	0	0	0	0	0
Dec 14	@ Hou	L	S	3	2	0.0	1	0	0	0	0	0	0
Dec 21	Pit	W	S	4	0	0.0	0	0	0	0	0	0	0
Dec 28	@ Ind	L	IA										

Totals 13-3 15/3 51 22 4.5 13 0 1 15 1 1 0 0 0

Playoffs

Jan 10	Bal	L	IA										
--------	-----	---	----	--	--	--	--	--	--	--	--	--	--

Totals 0-1 0/0 0 0 0 0 0 0 0 0 0 0 0 0 0

DAVE BALL'S NFL STATISTICS

Year	Team	TACKLES						INTERCEPTIONS					FUMBLES				
		GP	GS	Tot	Solo	Asst	Sk	Yds	No	Yds	Lg	TD	PD	FF	FR	Yds	SpT
2004	San Diego	6	0	3	2	1	0.0	0.0	0	0	0	0	2	0	0	0	0
2005	SD/NYJ	5	0	6	4	2	0.0	0.0	0	0	0	0	0	0	0	0	0
2006	N.Y. Jets	10	0	1	1	0	0.0	0.0	0	0	0	0	2	0	0	0	0
2008	Tennessee	15	3	51	22	29	4.5	23.5	1	15	15t	1	1	1	0	0	0
NFL Totals		36	3	61	29	32	4.5	23.5	1	15	15t	1	5	1	0	0	0

Year	Team	TACKLES						INTERCEPTIONS					FUMBLES				
		GP	GS	Tot	Solo	Asst	Sk	Yds	No	Yds	Lg	TD	PD	FF	FR	Yds	SpT
2004	San Diego	0	0	0	0	0	0.0	0.0	0	0	0	0	0	0	0	0	0
2006	N.Y. Jets	0	0	0	0	0	0.0	0.0	0	0	0	0	0	0	0	0	0
2008	Tennessee	0	0	0	0	0	0.0	0.0	0	0	0	0	0	0	0	0	0
Playoff Totals		0	0	0	0	0	0.0	0.0	0	0	0	0	0	0	0	0	0

Single-Game Highs

Tackles - 7 (twice, last vs. Green Bay 11/2/08)

Sacks - 1 (four times, last at Detroit 11/27/08)

Interceptions - 1 at Detroit 11/27/08

VETERANS

Front Office

Coaching Staff

BIRDINE

Rookies

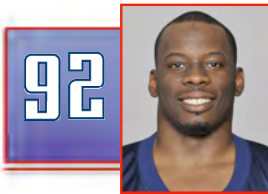
2008 Season

Records

History

Playoff History

Sidelines



Larry BIRDINE

DEFENSIVE END



6'4" • 265 lbs. • Born: 10.6.83 • Exp. (NFL/Titans): 2/1 • FA - 2009 • Oklahoma
2008 GP/GS: 0/0 (Playoffs 0/0) • Career GP/GS: 0/0 (Playoffs 0/0) • Altus, Okla.

PRO: Birdine returns to Tennessee after spending part of the 2008 season on the San Francisco 49ers practice squad. He will compete for a spot in the Titans' defensive end rotation in training camp. The second-year defensive end was a member of the Titans practice squad in 2007 but was signed to the Denver Broncos 53-man roster on Nov. 6, 2007. Birdine was declared inactive for all eight games while on the Broncos' active roster that season. He originally entered the NFL with the Green Bay Packers as a college free agent on May 4, 2007 before being released at the end of training camp and signing with Tennessee's practice squad.

TITANS TIDBITS:

- Birdine's brother, Jason Gildon, played 11 seasons (1994-2004) in the NFL as a defensive end with Pittsburgh and Jacksonville and was named to three Pro Bowls.

CAREER HIGHLIGHTS:

2008: Was released by the Broncos at the end of training camp. Signed by the San Francisco 49ers to their practice squad on Sept. 11, 2008 but was released on Oct. 4, 2008.

2007 (0/0 - Denver): Joined the Broncos on Nov. 6 after Denver signed him to its active roster from Tennessee's practice squad. Declared inactive for all eight games on Denver's active roster. Originally entered the NFL with Green Bay as a college free agent on May 4. Signed with the Titans' practice squad on Sept. 4 after he was waived by Green Bay on Sept. 1.

COLLEGE:

- Played 41 career games with 14 starts at the University of Oklahoma, where he totaled 103 tackles, 14.5 sacks, four forced fumbles, one fumble recovery, one interception and seven pass breakups.

- Was a part of Oklahoma's 2003 and 2004 teams that played in the BCS National Championship Game (Sugar Bowl in 2003 vs. LSU and Orange Bowl in 2004 vs. USC).
- Played 14 games with 13 starts as a senior, posting 39 tackles, 3.5 sacks, one forced fumble and two pass breakups.
- Missed the 2005 regular season due to a torn left biceps muscle but returned to play in the Holiday Bowl against Oregon.
- Played all 13 games as a sophomore and registered career highs in tackles (40), tackles for losses (11), sacks (7), pass breakups (4) and forced fumbles (2) to go along with a fumble recovery.
- As a redshirt freshman, played all 14 games with one start, totaling 24 tackles, four sacks, one forced fumble and his only career interception.

PERSONAL:

- A two-sport letterwinner at Eisenhower High School in Lawton, Okla., Birdine competed in football and track during his prep career.
- Received consensus All-State honors as a senior and totaled 147 tackles, eight sacks and 24 tackles for losses in his final two seasons.
- Compiled 81 tackles, 14 stops for losses, four sacks, three fumble recoveries and one blocked punt as a senior.
- List of favorites: (movies) "Braveheart" and "V for Vendetta"; (TV show) "Fresh Prince of Bel-Air"; (actor) Will Smith; (music artist) Maxwell; (food) spaghetti; (vacation spot) Las Vegas; (school subject) African American studies; (car) Cadillac Escalade; (video game) Halo and (sports hero) Shaq.
- Has three children: Diavion (9), Lyric (4) and Larry III (3) and resides in Norman, Okla.
- Born Larry Dean Birdine Jr. on Oct. 6, 1983 in Altus, Okla.

LARRY BIRDINE'S NFL STATISTICS

Year	Team	TACKLES							INTERCEPTIONS					FUMBLES				
		GP	GS	Tot	Solo	Asst	Sk	Yds	No	Yds	Lg	TD	PD	FF	FR	Yds	SpT	
2007	Denver	0	0	0	0	0	0	0.0	0	0	0	0	0	0	0	0	0	0
2008	San Francisco	0	0	PRACTICE SQUAD														
NFL Totals		0	0	0	0	0	0.0	0	0	0	0	0	0	0	0	0	0	0

2



Rob
BIRONAS



KICKER

PRO BOWLS

6'0" • 215 lbs. • Born: 1.29.78 • Exp. (NFL/Titans): 5/5 • FA - 2005 • Ga. Southern/Auburn
2008 GP/GS: 16/0 (Playoffs 1/0) • Career GP/GS: 64/0 (Playoffs 2/0) • Louisville, Ky.



PRO: A powerful right-footed kicker, Rob Bironas enters his fifth NFL season with a reputation as one of the league's top players at his position. He received a multi-year contract extension early in the 2009 offseason, continuing his career as the team's fourth all-time leading scorer (457 career points). Bironas, the fifth-most accurate kicker in NFL history, has connected on 84.5 of his career field goal attempts (109 made in 129 attempts). A Pro Bowl and AP All-Pro selection in 2007, he set the club record for longest field goal (60 yards), most field goals in a game (eight, also an NFL record), most consecutive games with a field goal (19) and most consecutive field goals (20, tied Al Del Greco). In 2008, Bironas was second in the AFC and seventh in the NFL in scoring. He made 29 out of his 33 field goal attempts and all 40 of his extra point attempts to give him 127 total points, the fourth-highest scoring total in franchise history. He made 16 field goals of 40 or more yards to set a team record. Over his career, Bironas has made seven game-winning field goals, a total that ranks second in club annals behind Del Greco (10) and includes a franchise-record total of four game-winning field goals in 2006. Also one of the NFL's best kickoff specialists, he converted 19.9 percent of his kickoffs (59 of 297) into touchbacks from 2005-08, ranking fifth in the league in that time span. Prior to winning a roster spot with the Titans in 2005, Bironas spent time in training camp with the Green Bay Packers in 2002, the Tampa Bay Buccaneers in 2003 and the Pittsburgh Steelers in 2004. Meanwhile, he spent two seasons in the Arena Football League and one season in Af2. In 2003, he made 12 of 27 field goal attempts for the

Af2's Charleston Swamp Foxes. In 2004, he played for the Carolina Cobras and converted 17 of 40 field goal attempts and 70 of 89 PATs. In

the spring of 2005 he connected on seven of 16 field goal attempts and 99 of 117 extra point attempts for the AFL's New York Dragons. Bironas originally signed in the NFL with the Packers as a free agent on April 26, 2002.

TITANS TIDBITS:

- The Rob Bironas Fund was created to primarily assist with music education efforts in Middle Tennessee.
- Bironas donated his cleats and the football used to make his NFL-record eighth field goal in a game at Houston (10/21/07) to the Pro Football Hall of Fame in Canton, Ohio.
- Bironas' father, Larry, owns Bironas, Inc., a building automation company in Louisville, Ky. While Rob was out of football from 2001-02, he worked for his father and older brother, Greg, doing sales and marketing for the business.
- During his time in Charlotte, N.C., while he was playing for the AFL's Carolina Cobras, he took a second job working in security and loss prevention at a Best Buy store.
- Also while in Charlotte, Bironas helped coach kickers at Providence High School.
- After transferring from Auburn, Bironas spent one semester at Georgia Southern before returning to complete his marketing degree at Auburn in spring 2001.
- Bironas regularly blogs on his website, www.robbironas.com.

CAREER HIGHLIGHTS:

2008 (16/0, 1/0): Ranked second in the AFC and seventh in the NFL in scoring in fourth NFL season. He made 29 out of his 33 field goal

SEASON SCORING LEADERS

Most points in a single season, franchise history (top five all kickers):

Player	Season	Extra Points		Field Goals		Total	Points
		Made	Att	Made	Att		
1. Al Del Greco	1998	28	28	36	39	136	
2. Rob Bironas	2007	28	28	35	39	133	
3. Al Del Greco	1996	35	35	32	38	131	
4. Rob Bironas	2008	40	40	29	33	127	
5. Al Del Greco	1993	39	40	29	34	126	

Front Office

Coaching Staff

BIRONAS

Rookies

2008 Season

Records

History

Playoff History

Sidelines

attempts and all 40 of his extra point attempts to give him 127 total points, the fourth-highest scoring total in franchise history. He made 16 field goals of 40 or more yards to set a team record. On kickoffs, Bironas tied for first in the AFC and second in the NFL with 22 touchbacks.

- Against Indianapolis (10/27), connected on three of four field goal attempts, making kicks of 34, 44 and 48 yards. The first two successful attempts gave him 20 consecutive field goals, tying Al Del Greco's franchise record (1998-99). Bironas made every regular season field goal from Dec. 16, 2007 until missing 43-yard attempt later in game against Colts.
 - Against Green Bay (11/2), made four of five field goal attempts, including game-winner from 41 yards in overtime. It was the seventh game-winning field goal of his career. He also hit from 31, 25 and 22 yards and surpassed Toni Fritsch (392 points) for sixth place on team's all-time scoring list.
 - Against New York Jets (11/23), made both field goal attempts (43 and 49 yards) to give him 100 career field goals.
 - At Detroit (11/27), made four field goals in four attempts, all from beyond 40 yards (49, 41, 45 and 43 yards) in Thanksgiving victory. It was first time in career he made four field goals of 40 or more yards in same game. He also set career high with five extra points. He went over 100-point mark for second consecutive season.
 - Against Cleveland (12/7), made four extra points to move into a tie with Earl Campbell (438 points) for fifth on team's all-time scoring list.
 - At Houston (12/14), successful on all four field goal attempts, including season-long 51-yarder. It was sixth time in career he made at least four field goals in game and third time in 2008. He surpassed Earl Campbell (438 career points) on team's all-time scoring list.
 - Against Pittsburgh (12/21), successful on only field goal attempt and made all four extra point attempts. With 42-yard field goal in second quarter, moved past former running back Eddie George (450 career points with Titans) for sole possession of fourth place on team's all-time scoring list.
 - In Divisional Playoff against Baltimore, made 27-yard field goal and missed from 51 yards.
- 2007 (16/0, 1/0):** Voted to his first career Pro Bowl appearance after hitting 35 of 39 field goal attempts and converting all 28 extra point attempts. He also was named first-team Associated Press All-Pro, won the PFW/PFWA Golden Toe Award and was the October AFC Special Teams Player of the Month. Bironas finished second in team annals behind Al Del

FIELD GOAL PCT., NFL HISTORY

Highest field goal percentage in NFL history (min. 100 field goals):

Player	Made	Att	Pct
1. Mike Vanderjagt	230	266	86.5
2. Nate Kaeding	118	137	86.1
3. Robbie Gould	110	128	85.9
4. Shayne Graham	173	202	85.6
5. Rob Bironas	109	129	84.5
6. Matt Stover	462	552	83.7
7. Phil Dawson	212	256	82.8
8. Jeff Reed	162	196	82.7
9. John Carney	460	557	82.6
10. Ryan Longwell	296	360	82.2

Greco's 1998 effort in scoring (133 to 136), made field goals (35 to 36) and field goal accuracy (89.7 percent to 92.3 percent). His 35 made field goals led the NFL, and his 133 points ranked second in the AFC and fourth in the NFL among kickers. He made 19 consecutive field goals from Oct. 14-Nov. 25, also ranking second in franchise history (20 by Del Greco, 1998-99).

- Throughout the season, Bironas connected on a total of 10 field goals within the final two minutes of the half (nine first half, one second half).
- On kickoffs, he was second in the AFC and third in the NFL with 16 touchbacks.
- At Houston (10/21), set new NFL record with eight field goals, making all eight field goal tries -- good from 52, 25, 21, 30, 28, 43, 29 and 29 yards. Final field goal occurred as time expired and gave Titans a 38-36 victory. It was Bironas' sixth career game-winning field goal. Previous single-game NFL record was seven field goals, which had occurred four times before. Jim Bakken (9/24/67), Rich Karlis (11/5/89), Chris Boniol (11/18/96) and Billy Cundiff (9/15/03) were only players in history to hit seven field goals in a game, and only Karlis and Boniol did so without a missed try. Bengals kicker Shayne Graham kicked seven field goals later in 2007 (11/11). Bironas kicked five field goals in first half, marking third time in NFL history that five field goals had been kicked by one player in first half. Morten Andersen (Atlanta) kicked five vs. San Francisco (9/3/00) and Boniol (Dallas) kicked five vs. Green Bay (11/18/96). Bironas' 26 points (four FGs, two PATs) were most by kicker since NFL merger in 1970. Point total

CONSECUTIVE FIELD GOALS

Most consecutive field goals without a miss, franchise history:

Player	Years	FGs
1. Rob Bironas	2007-08	20
Al Del Greco	1998-99	20
3. Rob Bironas	2007	19
4. Al Del Greco	1995-96	18
5. Al Del Greco	1999-00	14

tied George Blanda (9/18/60) for second-most in franchise history by any player behind Billy Cannon (30 on 12/10/61). Bironas was named AFC Special Teams Player of the Week.

- Named AFC Special Teams Player of the Month for October after making 13 of 14 field goals in four games during the month.
- At Indianapolis (12/30), was three-of-three on field goals and made only extra point attempt in regular season finale and playoff-clinching victory. Connected on field goals of 40, 54 and 33 yards. His 54-yarder put Titans ahead 13-10 in the fourth quarter. His 10 points gave him 133 in regular season to finish second in team annals behind Al Del Greco (136 in 1998).
- In Wild Card Game at San Diego (1/6), made playoff debut and connected on two of three field goal attempts (good from 30 and 44 yards).

2006 (16/0): Led team in scoring for second consecutive season with 98 points. He connected on 22 of 28 field goals (78.5 percent) and was perfect on 32 of 32 extra point attempts. He also posted franchise record four game-winning field goals in a single season (previous record, three game-winning field goals by Al Del Greco in 2000 and Joe Nedney in 2001). Kicked off 70 times, placing 26 in the end zone and 10 touchbacks.

- Against Indianapolis (12/3), registered his third game-winning field goal of the season and fourth of his career on a franchise-record 60-yard field goal. His 60-yard field goal tied for fourth-longest in NFL history and he became the sixth player to kick a 60-yard field goal or longer in NFL history and the third player from that elite group to boot a game winner.
- At Buffalo (12/24), posted franchise record fourth game-winning field goal of the season and fifth of his career. He tied season-high connecting on three of three field goals (42, 20 and 30) and added three extra point attempts.

2005 (16/0): Led Titans in scoring, with 99 points and was successful on 23 of 29 field goal attempts and 30 of 32 PAT's. Bironas' 11 touchbacks tied for fourth in AFC and tied for seventh in NFL. His 11 touchbacks were also the most by Titans kicker since 2001, when Joe Nedney booted 12 touchbacks.

- Against Baltimore (9/11), connected on three field goals (39, 29 and 47) and two extra point attempts, his first NFL points.

2004: Spent training camp with Pittsburgh Steelers before being released in final roster cut down.

Made two of three field goal attempts and was perfect on extra points in four preseason games.

- 2003:** Spent training camp with Tampa Bay Buccaneers before being released prior to season. Was used on kickoffs in two preseason games.
- 2002:** Was on Green Bay Packers roster during training camp but did not see preseason action.

COLLEGE:

- Began career at Auburn (1996-99) before transferring to Georgia Southern for senior season.
- Was member of Eagles' NCAA Division I-AA National Championship team, connecting on seven of 13 field goal attempts during season and scoring 39 total points.
- At Auburn, was semi-finalist for Lou Groza Award in 1998 after making 12 of 16 field goal attempts, including two successful 49-yard tries, and making all 18 PATs for team-high 54 points.
- Received degree from Auburn in marketing.

PERSONAL:

- Single, splits time between Nashville and Louisville, Ky.
- At Trinity (Louisville, Ky.) High School, lettered two years in football, four years in soccer, two years in swimming and one year on track team.
- Appeared in 2008 United Way of Middle Tennessee's "Live United" campaign ads.
- Among many other charitable endeavors, participated in Titans Caravan, school and hospital visits, Super Bowl XLII Taste of the NFL, Kevin Carter's "Waiting for Wishes" event, John Lynch Celebrity Classic, PENCIL Foundation's "A Little Night Music," "Bowling for Roses" celebrity bowling competition and Gilda's Club Nashville.
- List of favorites: (movie) "The Godfather"; (TV show) "The Sopranos"; (music) all kinds of music; (actors) Adam Sandler, Halle Berry and Jessica Alba; (kind of car) Maserati and Camaro Super Sport; (school subject) math; (author) James Patterson; (video games) Nintendo Wii; (vacation getaway) "any island"; and (food) Italian food.
- Born James Robert Bironas on Jan. 29, 1978 in Louisville, Ky.

FRANCHISE LEADING SCORERS

Franchise Career Scoring Leaders:

Player	Years	TD	Rush	Rec.	Ret.	FG	PAT	Points
1. Al Del Greco	1991-00	0	0	0	0	246	322	1,060
2. George Blanda	1960-66	4	4	0	0	91	301	598
3. Tony Zendejas	1985-90	0	0	0	0	117	197	548
4. Rob Bironas	2005-08	0	0	0	0	109	128	457
5. Eddie George	1996-03	74	64	10	0	0	6	450
6. Earl Campbell	1978-84	73	73	0	0	0	0	438
7. Toni Fritsch	1977-81	0	0	0	0	81	149	392

BIRONAS GAME-BY-GAME

2005 Tennessee Titans											
Date	Opp.	W/L	Pts.	XP-XPA	FG-FGA	1-19	20-29	30-39	40-49	50+	Kick-by-Kick
Sep 11	@ Pit	L	1	1-1	0-1	0-0	0-0	0-0	0-1	0-0	47n
Sep 18	Bal	W	11	2-2	3-3	0-0	1-1	1-1	1-1	0-0	39,29,47
Sep 25	@ Ind	L	9	3-3	2-2	0-0	0-0	1-1	1-1	0-0	41,39
Oct 2	Ind	L	4	1-1	1-2	0-0	0-0	1-2	0-0	0-0	34, 38n
Oct 9	@ Hou	W	10	4-4	2-3	0-0	0-0	0-0	1-1	1-2	52,58n,49
Oct 16	Cin	L	11	2-2	3-3	0-0	2-2	0-0	1-1	0-0	24,29,47
Oct 23	@ Atl	L	4	1-1	1-1	0-0	0-0	0-0	0-0	1-1	53
Oct 30	@ Oak	L	7	1-2	2-2	0-0	0-0	1-1	0-0	0-0	39,24
Nov 6	@ Cle	L	2	2-2	0-1	0-0	0-0	0-0	0-0	0-1	50n
Nov 20	Jax	L	4	4-4	0-0	0-0	0-0	0-0	0-0	0-0	
Nov 27	S.F.	W	15	3-3	4-4	0-0	2-2	1-1	1-1	0-0	35,41,21,22
Dec 4	@ Ind	L	3	0-0	1-2	0-0	1-1	0-0	0-0	0-1	51n, 24
Dec 11	Hou	W	7	1-1	2-3	0-0	2-2	0-0	0-1	0-0	46n,23,21
Dec 18	Sea	L	6	3-3	1-1	0-0	0-0	1-1	0-0	0-0	38
Dec 24	@ Mia	L	4	1-1	1-1	0-0	1-1	0-0	0-0	0-0	24
Jan 1	@ Jax	L	1	1-2	0-0	0-0	0-0	0-0	0-0	0-0	
Totals		4-12	99	30-32	23-29	0-0	10-10	6-7	5-7	2-5	Long: 53

2006 Tennessee Titans											
Date	Opp.	W/L	Pts.	XP-XPA	FG-FGA	1-19	20-29	30-39	40-49	50+	Kick-by-Kick
Sep 10	NYJ	L	0	0-0	0-0	0-0	0-0	0-0	0-0	0-0	
Sep 17	@ S.D.	L	1	1-1	0-0	0-0	0-0	0-0	0-0	0-0	
Sep 24	@ Mia	L	4	1-1	1-2	0-0	1-1	0-0	0-0	0-1	51n,22
Oct 1	Dal	L	6	0-0	2-2	0-0	0-0	2-2	0-0	0-0	33,39
Oct 8	@ Ind	L	7	1-1	2-2	0-0	1-1	0-0	1-1	0-0	22,47
Oct 15	@ Was	W	11	2-2	3-3	0-0	1-1	2-2	0-0	0-0	32,26,30
Oct 29	Hou	W	4	4-4	0-0	0-0	0-0	0-0	0-0	0-0	
Nov 5	@ Jax	L	1	1-1	0-0	0-0	0-0	0-0	0-0	0-0	
Nov 12	Bal	L	6	3-3	1-3	0-0	1-1	0-0	0-2	0-0	21,41n,43n
Nov 19	@ Phi	W	7	4-4	1-1	0-0	0-0	1-1	0-0	0-0	36
Nov 26	@ NYG	W	6	3-3	1-2	0-0	0-0	0-0	1-2	0-0	48n,49
Dec 3	Ind	W	8	2-2	2-2	0-0	1-1	0-0	0-0	1-1	25,60
Dec 10	@ Hou	W	8	2-2	2-2	0-0	0-0	1-1	1-1	0-0	41,33
Dec 17	Jax	W	6	3-3	1-2	0-0	1-1	0-0	0-1	0-0	44n,27
Dec 24	@ Buf	W	12	3-3	3-3	0-0	1-1	1-1	1-1	0-0	42,20,30
Dec 31	N.E.	L	11	2-2	3-4	0-0	3-4	0-0	0-0	0-0	25,23n,27,27
Totals		8-8	98	32-32	22-28	0-0	10-11	7-7	4-8	1-2	Long: 60

2007 Tennessee Titans											
Date	Opp.	W/L	Pts.	XP-XPA	FG-FGA	1-19	20-29	30-39	40-49	50+	Kick-by-Kick
Sep 9	@ Jax	W	7	1-1	2-2	0-0	1-1	1-1	0-0	0-0	20,31
Sep 16	Ind	L	8	2-2	2-2	0-0	0-0	2-2	0-0	0-0	30,36
Sep 24	@ NO	W	7	4-4	1-2	0-0	0-1	1-1	0-0	0-0	33, 27n
Oct 7	Atl	W	8	2-2	2-3	0-0	0-0	1-1	1-2	0-0	30, 40, 47n
Oct 14	@ TB	L	4	1-1	1-1	0-0	0-0	0-0	1-1	0-0	48
Oct 21	@ Hou	W	26	2-2	8-8	0-0	5-5	1-1	1-1	1-1	52, 25, 21, 30, 28, 43, 29, 29
Oct 28	Oak	W	7	1-1	2-2	0-0	1-1	1-1	0-0	0-0	35, 23
Nov 4	Car	W	8	2-2	2-2	0-0	0-0	0-0	1-1	1-1	47, 53
Nov 11	Jax	L	7	1-1	2-2	0-0	0-0	1-1	1-1	0-0	36, 49
Nov 19	@ Den	L	8	2-2	2-2	0-0	0-0	1-1	0-0	1-1	56, 37
Nov 25	@ Cin	L	6	0-0	2-2	0-0	2-2	0-0	0-0	0-0	28, 23
Dec 2	Hou	W	4	4-4	0-1	0-0	0-0	0-0	0-0	0-1	53n
Dec 9	SD	L	5	2-2	1-2	0-0	0-1	0-0	1-1	0-0	44, 29n
Dec 16	@ KC	W	14	2-2	4-4	0-0	1-1	2-2	1-1	0-0	37, 37, 40, 25
Dec 23	NYJ	W	4	1-1	1-1	0-0	0-0	0-0	1-1	0-0	46
Dec 30	@ Ind	W	10	1-1	3-3	0-0	0-0	1-1	1-1	1-1	40, 54, 33
Totals		10-6	133	28-28	35-39	0-0	10-12	12-12	9-10	4-5	Long: 56

Playoffs											
Date	Opp.	W/L	Pts.	XP-XPA	FG-FGA	1-19	20-29	30-39	40-49	50+	Kick-by-Kick
Jan 6	@ SD	L	6	0-0	2-3	0-0	0-0	1-2	1-1	0-0	30, 44, 38n
Totals		0-1	6	0-0	2-3	0-0	0-0	1-2	1-1	0-0	Long: 44

2008 Tennessee Titans											
Date	Opp.	W/L	Pts.	XP-XPA	FG-FGA	1-19	20-29	30-39	40-49	50+	Kick-by-Kick
Sep 7	Jax	W	5	2-2	1-1	0-0	0-0	0-0	1-1	0-0	47
Sep 14	@ Cin	W	6	3-3	1-1	0-0	0-0	1-1	0-0	0-0	34
Sep 21	Hou	W	7	4-4	1-1	0-0	0-0	0-0	1-1	0-0	44
Sep 28	Min	W	12	3-3	3-3	0-0	1-1	1-1	1-1	0-0	20,32,49
Oct 5	@ Bal	W	7	1-1	2-2	0-0	1-1	1-1	0-0	0-0	35,26
Oct 19	@ KC	W	10	4-4	2-2	0-0	0-0	0-0	2-2	0-0	49,46
Oct 27	Ind	W	11	2-2	3-4	0-0	0-0	1-1	2-3	0-0	34,44,43n,48
Nov 2	GB	W	13	1-1	4-5	0-0	2-2	1-1	1-2	0-0	31,25,22,47n,41
Nov 9	@ Chi	W	3	3-3	0-1	0-0	0-0	0-0	0-1	0-0	49n
Nov 16	Jax	W	6	3-3	1-1	0-0	0-0	1-1	0-0	0-0	42
Nov 23	NYJ	L	7	1-1	2-2	0-0	0-0	0-0	2-2	0-0	43,49
Nov 27	@ Det	W	17	5-5	4-4	0-0	0-0	0-0	4-4	0-0	49,41,45,43
Dec 7	Cle	W	4	4-4	0-0	0-0	0-0	0-0	0-0	0-0	
Dec 14	@ Hou	L	12	0-0	4-4	0-0	2-2	1-1	0-0	1-1	28,23,51,34
Dec 21	Pit	W	7	4-4	1-1	0-0	0-0	0-0	1-1	0-0	42
Dec 28	@ Ind	L	0	0-0	0-1	0-0	0-0	0-0	0-1	0-0	48n
Totals		13-3	127	40-40	29-33	0-0	6-6	7-7	15-19	1-1	Long: 51

Playoffs											
Date	Opp.	W/L	Pts.	XP-XPA	FG-FGA	1-19	20-29	30-39	40-49	50+	Kick-by-Kick
Jan 10	Bal	L	4	1-1	1-2	0-0	1-1	0-0	0-0	0-1	51n,27
Totals		0-1	4	1-1	1-2	0-0	1-1	0-0	0-0	0-1	Long: 27

Front Office

College Staff

BIRONAS

Rookies

2008 Season

Records

History

Playoff History

Sidelines

ROB BIRONAS' NFL STATISTICS

SCORING												
Year	Team	GP	FG	FGA	Pct	Lg	Blk	XP	XPA	Pct	Blk	Points
2005	Tennessee	16	23	29	79.3	53	0	30	32	93.8	0	99
2006	Tennessee	16	22	28	78.6	60	1	32	32	100.0	0	98
2007	Tennessee	16	35	39	89.7	56	0	28	28	100.0	0	133
2008	Tennessee	16	29	33	87.9	51	0	40	40	0.0	0	127
NFL Totals		64	109	129	84.5	60	0	130	132	98.5	0	457

FIELD GOALS											
Year	Team	1-19	Pct	20-29	Pct	30-39	Pct	40-49	Pct	50+	Pct
2005	Tennessee	0/0	00.0	10/10	100.0	6/7	85.7	5/7	71.4	2/5	40.0
2006	Tennessee	0/0	00.0	10/11	90.1	7/7	100.0	4/8	50.0	1/2	50.0
2007	Tennessee	0/0	00.0	10/12	83.3	12/12	100.0	9/10	90.0	4/5	80.0
2008	Tennessee	0/0	00.0	6/6	100.0	7/7	100.0	15/19	78.9	1/1	100.0
NFL Totals		0/0	00.0	36/39	92.3	32/33	97.0	33/44	75.0	8/13	61.5

KICKOFFS					
Year	Team	KO	IN EZ	TB	Pct
2005	Tennessee	69	28	11	15.9
2006	Tennessee	69	26	10	14.5
2007	Tennessee	75	36	16	21.3
2008	Tennessee	85	44	21	24.7
NFL Totals		298	134	58	19.5

SCORING												
Year	Team	GP	FG	FGA	Pct	Lg	Blk	XP	XPA	Pct	Blk	Points
2007	Tennessee	1	2	3	66.7	44	0	0	0	0.0	0	6
2008	Tennessee	1	1	2	50.0	27	0	1	1	0.0	0	4
Playoff Totals		2	3	5	60.0	44	0	1	1	100.0	0	10

FIELD GOALS											
Year	Team	1-19	Pct	20-29	Pct	30-39	Pct	40-49	Pct	50+	Pct
2007	Tennessee	0/0	0.0	0/0	0.0	1/2	50.0	1/1	100.0	0/0	0.0
2008	Tennessee	0/0	0.0	1/1	100.0	0/0	0.0	0/0	0.0	0/1	0.0
Playoff Totals		0/0	0.0	1/1	100.0	1/2	50.0	1/1	100.0	0/1	0.0

KICKOFFS					
Year	Team	KO	IN EZ	TB	Pct
2007	Tennessee	2	0	0	0.0
2008	Tennessee	3	2	2	66.7
Playoff Totals		5	2	2	40.0

Single-Game Highs

Field Goals Made - 8 at Houston (10/21/07)
 Field Goal attempts - 8 at Houston (10/21/07)
 Longest Field Goal - 60 yds vs. Indianapolis (12/04/06)
 PATs Made - 5 at Detroit (11/27/08)
 PATs Attempted - 5 at Detroit (11/27/08)
 Points - 26 at Houston (10/21/07)

Playoff Single-Game Highs

Field Goals Made - 2 at San Diego (1/6/08)
 Field Goals Attempts - 3 at San Diego (1/6/08)
 Longest Field Goal - 44 at San Diego (1/6/08)
 PATs Made - 1 vs. Baltimore (1/10/09)
 PATs Attempted - 1 vs. Baltimore (1/10/09)
 Points - 6 at San Diego (1/6/08)

Additional Career Statistics

Special Teams Tackles - 1 (2005), 2 (2006), 3 (2007), 4 (2008)
 Fumble Recoveries - 1 (2005)



Bironas makes good on his NFL-record eighth field goal as the Titans defeat the Houston Texans, 38-36, at Reliant Stadium on Oct. 21, 2007.

97



Tony
BROWN



DEFENSIVE TACKLE

6'3" • 290 lbs. • Born: 9.29.80 • Exp. (NFL/Titans): 5/4 • FA - 2006 • Memphis
2008 GP/GS: 15/15 (Playoffs 1/1) • Career GP/GS: 60/37 (Playoffs 2/2) • Chattanooga, Tenn.

PRO: A powerful defensive tackle who plays with good leverage and solid technique, Tony Brown is entering his fifth NFL season. In the past three years, he has gone from looking for a job in the NFL to a mainstay in the middle of the Titans defensive line. The Chattanooga native was a midseason roster addition in 2006 after accumulating a total of two previous years experience with the Carolina Panthers, Miami Dolphins and San Francisco 49ers. Upon arrival in Tennessee, he quickly proved to be a versatile member of the defensive line rotation. In 60 career games, he has recorded 37 starts, 234 tackles, 10.5 sacks, 59 quarterback pressures, 23 tackles for loss, 12 passes defended, one blocked PAT, one forced fumble and four fumble recoveries. He set career highs in 2008 in quarterback pressures (24) and tackles for loss (10) and tied a career high in sacks (4.0). The Titans, Brown's fourth NFL team, signed him as a free agent on Oct. 3, 2006 after he was released by the Carolina Panthers on Sept. 23, 2006. After entering the NFL as a rookie free agent with the Panthers in 2003, he spent 13 games on Carolina's practice squad before being signed to Miami's active roster for the final three games of his rookie season. In 2004, Brown played for the 49ers in all 16 games. In 2005, he was out of football after being waived by San Francisco prior to the season. He was re-signed by the Panthers on Jan. 9, 2006 and then allocated to NFL Europe's Amsterdam Admirals. There, he earned NFL Europe Co-Defensive MVP honors after recording 40 tackles, four sacks, one fumble recovery, one interception and five passes defended in 10 games. He returned from Amsterdam to rejoin the Panthers and spent the first two weeks of the season on their active roster before being released. Brown was originally signed as an undrafted free agent by the Panthers on May 2, 2003.

TITANS TIDBITS:

• After being released by the Carolina Panthers in September 2006, Brown returned home to

Chattanooga and hoped his phone would ring. Sitting in church shortly thereafter, it did. His prayers were answered when he felt his phone vibrate with a call from his agent, informing him through a text message the Titans were interested in his services.

- Off the field, Brown enjoys spending time fishing.
- In April 2007, he hosted the Believe to Achieve Celebrity Basketball Game in Chattanooga along with Oakland Raiders defensive lineman Terdell Sands.

CAREER HIGHLIGHTS:

2008 (15/15, 1/1 – Tennessee): Started 15 games for NFL's seventh-ranked defense and led the team with 24 quarterback pressures and 10 tackles for loss. Also tied career high with four sacks and added 73 tackles. He led or tied for the team lead in quarterback pressures five times (vs. JAX, vs. HST, at CHI, at DET, vs. CLV). Inactive one game (10/19 at KC) with ankle injury.

- Against Jacksonville (9/7), set career high with two sacks, taking down David Garrard twice in opening-day victory.
- Against Minnesota (9/28), recovered Adrian Peterson fumble at Minnesota 15-yard line and added 1.5 sacks. In fourth quarter, recorded solo sack of Gus Frerotte and teamed with Kyle Vanden Bosch to drop Tarvaris Jackson for sack.
- Against Cleveland (12/7), led team with season-high four quarterback pressures.
- Against Pittsburgh (12/21), recovered Ben Roethlisberger fumble in second quarter and combined with Jason Jones to sack Roethlisberger for 10-yard loss in fourth quarter.

2007 (16/16, 1/1 – Tennessee): In his first full season in Tennessee, started all 16 games for first time in career and totaled 83 tackles (fifth on team), four sacks (fifth), four tackles for loss (tied for fourth), 22 quarterback pressures (fourth), five passes defended and one forced

fumble. He tied for team lead in sacks twice (at JAX, vs. HST) and tied for team lead in quarterback pressures four times.

- Against Oakland (10/28), posted career-high 10 tackles in 13-9 win.
- Against N.Y. Jets (12/23), sealed game with 10-yard sack of Chad Pennington on fourth-and-four late in final quarter.
- In Wild Card Playoff at San Diego (1/6), collected five tackles, one tackle for loss and one quarterback pressure.

2006 (1/0 – Carolina; 12/2 – Tennessee): Played one game with Carolina and then 12 contests with the Titans, including one start. Set then-career highs in tackles (51), sacks (1.5), quarterback pressures (13), tackles for loss (four), fumble recoveries (two) and touchdowns (one). Added one blocked PAT against New England (12/31).

- At Indianapolis (10/8), after being signed on Oct. 3, made his Titans debut.
- Against Houston (10/29), set career high with eight tackles and added two fumble recoveries and one quarterback pressure. With 18 seconds remaining in second quarter, picked up David Carr fumble caused by Kyle Vanden Bosch and returned it for 40 yards for score to extend Titans lead to 14-3.

2005 (0/0): Attended training camp with 49ers before being waived in the final roster cut down Sept. 3, 2005.

2004 (16/4 – San Francisco): Claimed off waivers by 49ers from Dolphins on Sept. 7, 2004. Brown played in 16 games with four starts and posted 27 tackles, one sack and three passes defended.

2003 (0/0 – Carolina/Miami): Inactive for the final three regular season games with Miami. Originally signed as an undrafted rookie free

agent by Carolina on May 2 before being waived by Panthers on Aug. 31, 2003. Signed to Carolina's practice squad on Sept. 2 and spent 13 games on Panthers practice squad before being signed by Miami on Dec. 13.

COLLEGE:

- Three-year starter at Memphis, as senior earned second-team All-Conference USA honors while recording 66 tackles, four sacks, one forced fumble, eight quarterback pressures and five passes defended.
- As junior, registered career-high 68 tackles, seven sacks, one fumble recovery, one forced fumble, 17 quarterback pressures and four passes defended.
- Graduated in December 2002 with degree in sociology.

PERSONAL:

- Married to Lachandra, couple splits time between Nashville and Chattanooga, Tenn., with their infant son, Tyre.
- Played linebacker and tight end at City (Chattanooga, Tenn.) High School and earned All-State honors on defense as a senior.
- Also lettered four years in basketball and baseball (first base and catcher). Helped basketball team to state title as freshman power forward.
- List of favorites: (movie) "The Five Heartbeats"; (TV show) "The Wire"; (actress) Halle Berry; (music artist) Prince; (vacation getaway) "at the house"; (sports team other than Titans) New York Yankees; (school subject) math; and (food) hot dogs.
- Born Robert Anthony Brown Jr. on Sept. 29, 1980 in Chattanooga, Tenn.



VETERANS

Front Office

Coaching Staff

BROWN

Rookies

2008 Season

Records

History

Playoff History

Sidelines

BROWN GAME-BY-GAME

2004 San Francisco 49ers														2007 Tennessee Titans																		
Date	Opp	W/L	P/S	Tot	Solo	Sk	ORP	TFL	Int	Yds	PD	FF	FR	SpT	Date	Opp	W/L	P/S	Tot	Solo	Sk	ORP	TFL	Int	Yds	PD	FF	FR	SpT			
Sep 12	ATL	L	p	0	0	0	NA	0	0	0	0	0	0	0	Sep 9	@ Jax	W	S	4	3	1.0	2	1	0	0	0	0	0				
Sep 19	@ N.O.	L	p	0	0	0	NA	0	0	0	0	0	0	0	Sep 16	Ind	L	S	4	2	0.0	1	0	0	0	0	0	0				
Sep 26	@ Sea	L	p	3	0	0	NA	0	0	0	0	0	0	0	Sep 24	@ NO	W	S	5	1	0.0	1	0	0	0	0	0	0				
Oct 3	Sil	L	p	0	0	0	NA	0	0	0	0	0	0	0	Oct 7	@ All	W	S	7	6	0.0	4	1	0	0	0	0	0				
Oct 10	Ariz	W	S	3	3	0	NA	0	0	1	0	0	0	0	Oct 14	@ TB	L	S	5	1	0.0	2	0	0	0	0	0	0				
Oct 17	@ NYJ	L	p	0	0	0	NA	0	0	0	0	0	0	0	Oct 21	@ Hou	W	S	6	3	0.0	2	0	0	0	0	0	0				
Oct 31	@ Chi	L	p	2	1	0	NA	0	0	0	0	0	0	0	Oct 28	Oak	W	S	10	6	0.0	2	0	0	0	2	0	0				
Nov 7	Sea	L	S	3	1	0.5	NA	0	0	0	0	0	0	0	Nov 4	Car	W	S	7	3	1.0	2	0	0	0	1	0	0				
Nov 14	Car	L	S	1	1	0	NA	1	0	0	0	0	0	0	Nov 11	Jax	L	S	7	3	0.0	0	0	0	0	0	0	0				
Nov 21	@ T.B.	L	p	4	3	0	NA	0	0	1	0	0	0	0	Nov 19	@ Den	L	S	6	3	0.0	0	0	0	0	0	0	0				
Nov 28	Mia	L	p	0	0	0	NA	1	0	0	0	0	0	0	Nov 25	@ Cin	L	S	5	4	0.0	0	0	0	0	0	0	0				
Dec 5	@ Sil	L	p	0	0	0	NA	0	0	0	0	0	0	0	Dec 2	Hou	W	S	4	3	1.0	2	0	0	0	1	1	0				
Dec 12	@ Ariz	W	S	1	1	0	NA	1	0	0	1	0	0	0	Dec 9	SD	L	S	2	1	0.0	2	1	0	0	0	0	0				
Dec 18	Was	L	p	4	2	0.5	NA	1	0	0	0	0	0	0	Dec 16	@ KC	W	S	3	2	0.0	0	1	0	0	1	0	0				
Dec 26	Buf	L	p	1	0	0	NA	1	0	0	0	0	0	0	Dec 23	NYJ	W	S	6	3	1.0	1	0	0	0	0	0	0				
Jan 2	@ NE	L	p	5	4	0	NA	0	0	0	0	0	0	0	Dec 30	@ Ind	W	S	2	2	0.0	1	0	0	0	0	0	0				
Totals				2-14	16/4	27	16	1.0	NA	5	0	0	3	0	0	Totals				10-6	16/16	83	46	4.0	22	4	0	0	5	1	0	0
2006 Carolina Panthers/Tennessee Titans														2008 Tennessee Titans																		
Date	Opp	W/L	P/S	Tot	Solo	Sk	ORP	TFL	Int	Yds	PD	FF	FR	SpT	Date	Opp	W/L	P/S	Tot	Solo	Sk	ORP	TFL	Int	Yds	PD	FF	FR	SpT			
Sep 10	ATL	L	p	0	0	0.0	0	0	0	0	0	0	0	0	Sep 7	Jax	W	S	7	6	2.0	3	2	0	0	0	0	0				
Sep 17	@ Min	L	IA												Sep 14	@ Cin	W	S	0	0	0.0	1	0	0	0	0	0	0				
NOT ON ROSTER														NOT ON ROSTER																		
Oct 8	@ Ind	L	p	4	3	0.0	0	0	0	0	0	0	0	0	Sep 21	Hou	W	S	6	3	0.0	3	0	0	0	1	0	0				
Oct 15	@ Was	W	p	1	1	0.0	1	1	0	0	0	0	0	0	Sep 28	Min	W	S	6	3	1.5	2	0	0	0	0	0	1	0			
Oct 29	Hou	W	p	8	5	0.0	1	0	0	0	0	0	2	0	Oct 5	@ Bal	W	S	5	3	0.0	1	1	0	0	0	0	0	0			
Nov 5	@ Jax	L	p	7	7	0.0	1	1	0	0	0	0	0	0	Oct 19	@ KC	W	IA														
Nov 12	Bal	L	S	7	4	0.5	2	0	0	0	0	0	0	0	Oct 27	Ind	W	S	4	3	0.0	0	2	0	0	0	0	0	0			
Nov 19	@ Phi	W	S	4	2	0.0	2	1	0	0	0	0	0	0	Nov 2	GB	W	S	3	1	0.0	0	0	0	0	0	0	0	0			
Nov 26	NYG	W	p	4	2	0.0	0	0	0	0	0	0	0	0	Nov 9	@ Chi	W	S	6	4	0.0	3	2	0	0	0	0	0	0			
Dec 3	Ind	W	p	3	2	0.0	1	0	0	0	0	0	0	0	Nov 16	@ Jax	W	S	6	2	0.0	2	0	0	0	0	0	0	0			
Dec 10	@ Hou	W	p	4	2	0.0	1	0	0	0	0	0	0	0	Nov 23	NYJ	L	S	9	6	0.0	0	0	0	0	1	0	0	0			
Dec 17	Jax	W	p	4	2	0.0	2	1	0	0	0	0	0	0	Nov 27	@ Det	W	S	5	3	0.0	2	1	0	0	1	0	0	0			
Dec 24	@ Buf	W	p	1	1	0.0	2	0	0	0	0	0	0	0	Dec 7	Cle	W	S	4	2	0.0	4	0	0	0	0	0	0	0			
Dec 31	NE	L	p	4	2	1.0	0	0	0	0	0	0	0	0	Dec 14	@ Hou	L	S	7	3	0.0	2	1	0	0	1	0	0	0			
Totals				8-6	13/2	51	33	1.5	13	4	0	0	0	2	0	Dec 21	Phi	W	S	5	2	0.5	1	1	0	0	0	0	1	0		
* First two games with Carolina; final 12 games with Tennessee														2008 Totals																		
														13-3 15/15 73 41 4.0 24 10 0 0 4 0 2 0																		
														2008 Totals																		
														10-1 1/1 6 5 0.0 0 1 0 0 0 0 0 0 0																		

TONY BROWN'S NFL STATISTICS

Year	Team	TACKLES							INTERCEPTIONS					FUMBLES			
		GP	GS	Tot	Solo	Asst	Sk	Yds	No	Yds	Lg	TD	PD	FF	FR	Yds	SpT
2003	Car./Mia.	0	0	0	0	0	0.0	0.0	0	0	0	0	0	0	0	0	0
2004	San Francisco	16	4	27	16	11	1.0	3.0	0	0	0	0	3	0	0	0	
2006	Car./Ten.	13	2	51	33	18	1.5	6.0	0	0	0	0	0	2	40	0	
2007	Tennessee	16	16	83	46	37	4.0	30.0	0	0	0	0	5	1	0	0	
2008	Tennessee	15	15	73	41	32	4.0	23.0	0	0	0	0	4	0	2	4	
NFL Totals		60	37	234	137	97	10.5	62.0	0	0	0	0	12	1	4	44	

PLAYOFFS

Year	Team	TACKLES							INTERCEPTIONS					FUMBLES			
		GP	GS	Tot	Solo	Asst	Sk	Yds	No	Yds	Lg	TD	PD	FF	FR	Yds	SpT
2007	Tennessee	1	1	5	4	1	0.0	0.0	0	0	0	0	0	0	0	0	
2008	Tennessee	1	1	6	5	1	0.0	0.0	0	0	0	0	0	0	0	0	
Playoff Totals		2	2	11	9	2	0.0	0.0	0	0	0	0	0	0	0	0	

Single-Game Highs

Tackles - 10 vs. Oakland (10/28/07)
Sacks - 2 vs. Jacksonville (9/7/08)
Touchdowns - 1 vs. Houston (40-yard fumble return 10/29/06)

Fumble Recoveries - 2 vs. Houston (10/30/06)
Blocked PAT - 1 vs. New England (12/31/06)

Playoff Single-Game Highs

Tackles - 6 vs. Baltimore (1/10/09)

53



Keith
BULLUCK



LINEBACKER

PRO BOWLS

6'3" • 235 lbs. • Born: 4.4.77 • Exp. (NFL/Titans): 10/10 • D1 - 2000 • Syracuse
2008 GP/GS: 16/16 (Playoffs 1/1) • Career GP/GS: 143/116 (Playoffs 7/6) • New City, N.Y.



PRO: Keith Bulluck is in his 10th NFL season and assumes a familiar leadership role in the Titans defense. The brash, charismatic player is the senior member of the defense in terms of starts in a Titans uniform. He has 143 total games and 116 career starts under his belt, including starts in each of the past 113 regular season games, the longest current streak on the team. In 2008, Bulluck led the club with 120 stops, marking the seventh consecutive season he registered at least 100 or more tackles. He has led the squad in tackles in six of the last seven seasons, tallying 180, 171, 171, 150, 161, 109 and 120 tackles in 2002-08, respectively. Entering the 2009 campaign, he ranks third in franchise history with 1,147 career tackles and his career statistics also include 16 interceptions, six total touchdowns and 18 sacks, the third-most by a franchise linebacker since 1982. With 180 tackles in 2002 – the most by any member of the organization since 1986 – and 171 tackles in both 2003 and 2004, he became the first player since Gregg Bingham (1979-81) to record more than 170 tackles in three consecutive seasons. Bulluck's 522 tackles in those three seasons are also the most over a three-year period by a member of the team since Bingham's 587 (1979-81). He also is the first player since Bingham to record 150 or more tackles in five consecutive seasons. In his initial two seasons (2000-01), Bulluck became one of the team's leaders on special teams and also received work in four-linebacker and nickel packages. In 2002, he was named second-team Associated Press All-Pro, and then he was named first-team All-Pro and earned his first trip to the Pro Bowl in 2003. He followed that performance by being named to Sports Illustrated's All-Pro team in 2004. He was originally selected with the 30th overall draft pick in the 2000 NFL Draft.

TITANS TIDBITS:

- Bulluck's passionate play is, in part, a reflection of his inspirational story. He was taken in at the age of 12 by Linda Welch, a single, white mother living outside of New York. The stay, which was supposed to last three weeks to help out his mother, turned into six years, and Welch and her family provided the support he needed to excel at Clarkstown (New City, N.Y.) High School and earn a scholarship to Syracuse

University.

- In an effort to give back to the community and extend his hand to children with similar backgrounds, in May 2003 he started Keith Bulluck Believe and Achieve Foundation, Inc. (www.believeandachieve.org), which works with Middle Tennessee and New York foster care groups. He has raised money for the foundation through various fundraising efforts, including the inaugural Wine and Roses Wine

BULLUCK THIRD IN FRANCHISE TACKLES

Most tackles by a member of the franchise (tracked since 1974):

Player (Position)	Seasons	Tackles
1. Gregg Bingham (LB)	1973-84	1,970
2. Robert Brazile (LB)	1975-84	1,281
3. Keith Bulluck (LB)	2000-08	1,147
4. Ted Washington (LB)	1973-82	907
5. Al Smith (LB)	1987-96	877
6. John Grimsley (LB)	1984-90	836
7. Blaine Bishop (S)	1993-01	788
8. Ray Childress (DL)	1985-95	784
9. Steve Kiner (LB)	1974-78	738
10. Marcus Robertson (S)	1991-00	700

Tasting Event and Silent Auction in 2006. He formerly hosted the Keith Bulluck NFL Celebrity Ballers Classic basketball game for three consecutive years. Through the foundation, Bulluck also donates tickets for every Titans home game, throws Halloween and Christmas parties, and donates backpacks and school supplies to area foster children. Bulluck also annually gives away Thanksgiving turkeys to foster families. The foundation has also partnered with a software certification company to train students in computer applications. Bulluck's goal is to raise foster care and adoption awareness and help children with whom he can relate succeed in accomplishing their dreams.

- During the 2009 offseason, Bulluck was honored at his former high school, Clarkstown North in New City, N.Y. His No. 1 jersey was

Front Office

Coaching Staff

BULLUCK

Rookies

2008 Season

Records

History

Playoff History

Sidelines

100-TACKLE SEASONS

Most consecutive 100-tackle seasons by Oilers/Titans since 1979*:

Player	Pos	Seasons	Total
1. Keith Bulluck	LB	2002-08	7
2. Gregg Bingham	LB	1979-84*	5
3. Robert Abraham	LB	1983-86	4
4. Kyle Vanden Bosch	DE	2005-07	3
Blaine Bishop	S	1998-00	3
Al Smith	LB	1990-92	3
Robert Brazile	LB	1979-81	3
Vernon Perry	S	1979-81	3

* Strike-shortened 1982 season not included.

retired and he was recognized for his contributions to the school, on and off the field. Plans are being made to place a boulder with Bulluck's name near the entrance to the football field.

- In 2007, Bulluck was named Titans Walter Payton Community Man of the Year for his extensive charitable endeavors, particularly his efforts in foster care awareness. It marked the second consecutive season he received the award that is given annually to the player that best demonstrates outstanding balance in their lives between civic and professional responsibilities. Bulluck was selected by a vote from his teammates, Titans staff, members of the news media and local non-profit and community executives.
- Bulluck was honored in May 2006 as a National Spokesperson for Foster Care Awareness Month (www.fostercaremonth.org).
- One of Bulluck's closest friends in college was current Philadelphia Eagles quarterback Donovan McNabb.
- During the 2006 and 2007 offseasons, Bulluck has taken advantage of a league program that allows players to seek continuing education. In 2007, he enrolled in a workshop at the Stanford Graduate School of Business that was designed to broaden a player's understanding of how to evaluate business opportunities in general and in the sports industry specifically. In 2006, he was one of 35 current or former NFL players to enroll in a Harvard Business School program that emphasized entrepreneurial opportunities and business management skills over the course of two highly-intensive, three-day sessions.
- One of the ways Bulluck relaxes is by watching his collection of more than 700 DVDs.
- In June 2006, he was named one of Ebony Magazine's 26 Top Bachelors of the Year.
- Bulluck's offseason training regimen in 2006 included taking boxing lessons.

CAREER HIGHLIGHTS:

2008 (16/16, 1/1): Started all 16 games at outside linebacker, extending a streak of 113 consecutive starts which is a team-best active streak. Led the

team with 120 tackles and finished second on the squad with eight tackles for losses. Ranks third on the franchise's all-time tackles list with 1,147 stops and has led the team in tackles six of the last seven seasons (2002-06, '08). Led or tied for the team lead in tackles five times in 2008 (at BLT, at KC, at CHI, vs. NYJ, vs. PIT). Named AFC Special Teams Player of the Week after blocking a punt and recovering the ball for a touchdown against Cincinnati (9/14). Was voted a team captain for the 2008 season by his teammates.

- At Cincinnati (9/14), notched four tackles and a blocked punt in the 24-7 road victory. Named AFC Special Teams Player of the Week after blocking a Kyle Larson punt and recovering the loose ball for a touchdown to give the Titans' a 24-7 lead with 14:05 remaining in the fourth quarter.
 - Against Houston (9/21), made his 100th consecutive start at outside linebacker and collected seven tackles in the Titans' 31-12 victory.
 - At Baltimore (10/5), led the team with 13 tackles and a quarterback pressure in the Titans' 13-10 comeback victory over the Ravens.
 - At Kansas City (10/19), led the team with nine tackles in the Titans' commanding 34-10 road victory over the Chiefs. Collected a half sack and two tackles for losses. Combined with Dave Ball to drop Damon Huard for a seven-yard sack in the third quarter.
 - Against Indianapolis (10/27), finished second on the team with nine tackles in the Titans' 31-21 victory over the Colts on Monday Night Football. Hit Dallas Clark from behind causing Peyton Manning's pass to deflect off the tight end's hands and land in Chris Hope's arms for his second interception of the evening late in the fourth quarter.
 - Against Pittsburgh (12/21), led the team with 14 tackles, including two tackles for losses and two passes defended in the Titans' 31-14 victory. Ended a Steelers' drive by batting down a third-and-five pass intended for Mewelde Moore in the third quarter. Knocked down a pass intended for Hines Ward in the fourth quarter.
 - In the Divisional playoffs against Baltimore (1/10), led the team with eight tackles including two tackles for losses. Combined with Stephen Tulloch to stuff Willis McGahee for a four-yard loss on a rush off left tackle in the third quarter.
- 2007 (16/16, 1/1):** Started all 16 games for the sixth consecutive season and led the team with five interceptions. Finished the season tied for third on the team with 109 tackles (75 solo) and collected his 1,000 career tackle against Houston (12/2). Named AFC Defensive Player of the

Front Office

Coaching Staff

BULLUCK

Rookies

2008 Season

Records

History

Playoff History

Sidelines

CONSECUTIVE STARTS BY LBS

Most consecutive games started by franchise linebackers:

Player	Seasons	Consecutive Starts
1. Robert Brazile	1975-84	147
2. Gregg Bingham	1973-81	134
3. Keith Bulluck	2001-08	113

Longest active consecutive start streaks among NFL linebackers:

Player	Team	Consecutive Starts
1. Derrick Brooks	Tampa Bay/Free Agent	208
2. London Fletcher	Washington	135
3. Keith Brooking	Atlanta/Dallas	128
4. Keith Bulluck	Tennessee	113

Week after registering six tackles and a career-high three interceptions against New Orleans (9/24). Led or tied for the team lead in tackles twice in 2007 (vs. JAX, at CIN). Led the team in passes defended once in 2007 (at NO). Was voted a team captain for the 2007 season by his teammates.

- At New Orleans (9/24), named AFC Defensive Player of the Week after recording six tackles and a career-high three interceptions in a 31-14 victory on Monday Night Football. Collected his first interception of the evening by stepping in front of a pass intended for Lance Moore on third-and-14 in the second quarter. Picked off a pass intended for Marques Colston with a diving interception and returned it 35 yards to the Saints' 8-yard line in the fourth quarter. Captured his third interception of the game by picking off a pass intended for Terrance Copper in the fourth quarter.
- Against N.Y. Jets (12/23), collected six tackles, an interception and a tackle for loss in the Titans' 10-6 win. Halted a potential Jets' scoring chance in the second quarter by intercepting a pass intended for Jerricho Cotchery in the back of the end zone.
- In AFC Wild Card Game at San Diego (1/6), led the team with 10 tackles (8 solo), including a tackle for loss.

2006 (16/16): Started every game for the fifth consecutive season and led the team with 161 tackles. Became third player in franchise history to lead team in tackles for five consecutive seasons, joining linebackers Gregg Bingham (1974-81) and Al Smith (1990-94). Led team or tied for team lead in tackles in eight games. Also totaled 2.5 sacks, one interception, four quarterback pressures, three tackles for loss, nine passes defended, two forced fumbles and one fumble recovery. Scored touchdown on fumble recovery (lateraled from Randy Starks) at Philadelphia (11/19), bringing his career touchdown total to five.

- At Indianapolis (10/8), played in 100th career game and helped hold Colts to 14 points. Posted nine tackles, two passes defended and recovered Dominic Rhodes fumble in second quarter, which led to field goal.
- At Philadelphia (11/19), scored fifth career touchdown after Randy Starks recovered fumble, ran 26 yards and lateraled to Bulluck, who went remaining 16 yards for touchdown. Tied for team lead with 11 tackles, including one for loss, and added two passes defended.
- A gainst Indianapolis (12/3), registered only interception of season and 11th of career with

diving, one-handed grab of a Peyton Manning pass in final minute of first half that resulted in Titans touchdown. Totaled 12 tackles, one tackle for loss and two passes defended in game. His 12 tackles moved him past former linebacker Al Smith (877 tackles) for fourth place on team's all-time list.

2005 (16/16): Started all 16 games at right outside linebacker and led team in tackles for fourth consecutive season. Tallied 150 tackles, tied career high with five sacks and added two interceptions, 10 tackles for loss, one forced fumble, one fumble recovery, eight passes defended and five quarterback pressures. Led team or tied for team lead in tackles in 10 games.

- At Houston (10/9), recorded one of his career-best games, posting 15 tackles, one sack and pass deflection that was intercepted by teammate Andre Woolfolk. It was fourth time of career with at least 15 tackles.

- Against Houston (12/11), led team with 11 tackles and tied for team lead with career-high two sacks of David Carr. Recorded solo sack to thwart the Texans' opening series and on next series shared sack with Peter Sirmon. Later split sack with Travis LaBoy.

2004 (16/16): Bulluck started all 16 games at right outside linebacker and led team in tackles for third consecutive season. Named Sports Illustrated All-Pro and was also named to Pro Football Weekly's midseason All-Pro team. In addition to his 171 tackles, set career highs in sacks (five) and passes defended (12) and matched career high in interceptions (two). Led team or tied for team high in tackles in 11 games. Added two quarterback pressures, eight tackles for loss, one forced fumble and one fumble recovery for touchdown (1/2 vs. Det.). Became franchise's first player since Gregg Bingham (1979-81) to record 170 or more tackles in three consecutive seasons.

- At Minnesota (10/24), led team with season-high 14 tackles, including sack of Daunte Culpepper. Eclipsed 500 career tackles in game.
- At Houston (11/28), matched season high with team-high 14 tackles, including six-yard sack

of David Carr, Bulluck's fourth sack in five games.

- Against Detroit (1/2), sacked Joey Harrington in first quarter, stripping ball, recovering and returning it 39 yards for touchdown and 7-0 lead. Touchdown was fourth of career (third on fumble recovery).

2003 (16/16, 2/2): Started 16 games at right outside linebacker, earning All-Pro and Pro Bowl honors after leading team in tackles (171) for second straight year (180 in 2002). Registered eight games where he totaled double-digit tackles while leading squad in tackles six times. Played a major role in helping defense finish first in NFL against the run, preventing seven running backs from surpassing the 100-yard barrier who rushed for more than 1,000-yards during the regular season. In addition to his team-high 171 tackles, Bulluck collected three sacks, two interceptions, nine quarterback pressures, eight tackles behind the line of scrimmage, five passes defended, a team-high five forced fumbles and two fumble recoveries.

- At Pittsburgh (9/28), set a career-and-season high with 19 tackles and two quarterback pressures in 30-13 win. His tackle total was most by Titans player since Joe Bowden's 19 stops on Sept. 6, 1998.

• Against Buffalo (12/14), tallied 10 tackles and one tackle for a loss in 28-26 come-from-behind win over the Bills. Credited with sack, forced fumble and fumble recovery when he tackled QB Drew Bledsoe on the Bills 18-yard line.

- Started at outside linebacker in both postseason games, totaling a team-high 18 tackles while helping limit NFL league leading rusher Jamal Lewis to season-low 35 yards on 14 carries in win over Baltimore (1/3).

2002 (16/16, 2/2): Started all 16 games at right outside linebacker and led the club with 180 tackles – the most by any player with the franchise since 1986. He added 15 quarterback pressures, 10 tackles for loss, one interception, three passes defended, one sack, three forced fumbles, two fumble recoveries and one touchdown.

- Was named All-Pro by Sports Illustrated's Peter King, first-team All-Pro by Football Digest, second-team All-Pro by Associated Press and All-AFC by Pro Football Weekly.

• Led or tied for team high in tackles in 12 out of 16 regular season games.

- Led team with 11 tackles in AFC Divisional Playoff win against Pittsburgh (1/11).

• Tallied then career high 16 tackles in 30-24 win at Cincinnati (10/27). Helped to keep Corey Dillon out of end zone on fourth-and-goal play from the one-yard line with 1:13 remaining to seal victory.

2001 (15/3): Saw action as a nickel linebacker, starting two games and posting 64 tackles, two interceptions, one sack, five passes defended, eight special teams tackles and two special teams fumble recoveries.

- Posted first career sack against Rich Gannon in the team's 13-10 win at Oakland (12/22).

2000 (16/1, 1/0): Tallied first NFL start against the N.Y. Giants (10/1) in a four-LB package.

- Recorded first career interception against Dallas quarterback Anthony Wright and returned it eight yards for first career touchdown in 31-0 win on Monday Night Football (12/25).

COLLEGE:

- Played strong safety, outside linebacker and middle linebacker at Syracuse.
- Started three seasons and recorded 375 tackles (seventh-most in school history), six sacks, three interceptions, three forced fumbles and six fumble recoveries during his career as an Orangeman.
- Named first-team All-Big East and received the Bill Horr Award as Syracuse's most valuable player as a senior in 1999.
- Led the conference with a career-high 138 tackles as a senior.
- Earned second-team All-Big East honors with team-leading 104 tackles as a junior.
- Redshirted as a true freshman in 1995.
- Graduated with a degree in psychology from Syracuse.

PERSONAL:

- Single, splits time between Nashville and Edgewater, N.J. Has a daughter, Keira Jae Bulluck.
- At Clarkstown (New City, N.Y.) High, named first-team All County, first-team All-State, Blue-Chip All-American, and both Prep Football Report and Super Prep All-Northeast.
- All-County basketball selection as a junior.
- Has appeared in studio for NFL Network's "NFL Total Access" and "Playbook" and ESPN's "Edge NFL Matchup"; has co-hosted "Titans All Access," and has been in studio for "The Dan Patrick Radio Show."
- Participated in Titans Hometown Huddle and Titans Caravan as well as area hospital and school visits.
- Named 2004 Honorary Chairman of Foster Care Awareness in hometown of Rockland County, N.Y.
- In 2004, was recognized as co-Professional Male Athlete of the Year by The Tennessee Sports Hall of Fame, sharing honor with teammate Steve McNair.
- Enjoys cooking.
- Watched 2004 Bristol 500 from the pit.
- List of favorites: (movie) "Carlito's Way"; (TV show) "Martin"; (actor) Samuel L. Jackson; (music artist) Jay-Z; (school subject) science; (sports team other than the Titans) New York Mets; (car) Aston Martin Vanquish; (vacation getaways) Rome and Barcelona; and (food) Italian and soul food.
- Born Keith J. Bulluck on April 4, 1977 in Suffern, N.Y.

BULLUCK GAME-BY-GAME

2000 Tennessee Titans												
Date	Opp	W/L	P/S	To Solo	Sk	OBP	TFL	Int	Yds	PD	FF	FR SpT
Sep 3	@ Buf	L	S	3	0	0	0	0	0	0	0	1
Sep 10	@ KC	W	S	0	0	0	0	0	0	0	0	1
Sep 24	@ PH	W	S	3	0	0	0	0	0	0	0	1
Oct 1	@ NYG	W	S	1	0	0	0	0	0	0	0	3
Oct 8	@ Cin	W	P	0	0	0	0	0	0	0	0	0
Oct 16	@ Jax	W	P	2	1	0	0	0	0	0	0	3
Oct 22	@ Bal	W	P	0	0	0	0	0	0	0	0	1
Oct 30	@ Was	W	P	3	2	0	0	0	0	0	0	2
Nov 5	@ Pit	W	P	3	2	0	0	0	0	0	0	0
Nov 12	@ Bal	L	P	2	1	0	0	0	0	0	0	1
Nov 19	@ Cle	W	P	2	0	0	0	0	0	0	0	1
Nov 26	@ Jax	L	P	2	1	0	0	0	0	0	0	1
Dec 3	@ Phi	W	P	0	0	0	0	0	0	0	0	1
Dec 10	@ Cin	W	P	1	1	0	0	0	0	0	0	1
Dec 17	@ Cle	W	P	1	1	1	0	0	0	0	0	2
Dec 25	@ Dal	W	P	0	0	0	0	1	8	1	0	0
Totals				13-3	16/1	21	13	0	1	0	1	19
Playoffs												
Jan 7	@ Bal	L	P	2	2	0	1	0	0	0	0	0
Totals				0-1	1/0	2	2	0	1	0	0	0

2001 Tennessee Titans												
Date	Opp	W/L	P/S	To Solo	Sk	OBP	TFL	Int	Yds	PD	FF	FR SpT
Sep 9	@ Mia	L	S	4	3	0	0	0	0	0	0	0
Sep 23	@ Jax	L	P	1	1	0	0	0	0	0	0	3
Oct 1	@ Bal	L	P	2	1	0	0	0	0	0	0	1
Oct 14	@ TB	W	P	3	3	0	1	1	0	1	0	1
Oct 21	@ Det	W	P	3	0	1	1	0	0	0	0	0
Oct 29	@ Pit	L	P	3	1	0	1	0	0	0	0	0
Nov 4	@ Jax	W	IA									
Nov 12	@ Bal	L	S	3	2	0	2	0	1	21	2	0
Nov 18	@ Cin	W	L	8	3	0	0	1	0	1	0	0
Nov 25	@ Pit	L	W	2	1	0	1	0	0	0	0	0
Dec 2	@ Cle	W	P	4	2	0	1	0	0	1	0	0
Dec 9	@ Min	W	P	5	3	0	0	0	0	0	0	0
Dec 16	@ GB	W	P	6	2	0	0	0	0	0	0	0
Dec 22	@ Oak	W	P	9	5	1	0	0	0	0	0	0
Dec 30	@ Cle	L	P	8	3	0	0	0	0	0	0	0
Jan 6	@ Cin	L	S	3	3	0	0	1	0	0	0	0
Totals				7-9	15/3	64	35	1	7	2	21	5
Playoffs												
Jan 12	@ Dal	L	S	2	2	0	0	0	0	0	0	0
Totals				0-1	1/0	2	2	0	0	0	0	0

2002 Tennessee Titans												
Date	Opp	W/L	P/S	To Solo	Sk	OBP	TFL	Int	Yds	PD	FF	FR SpT
Sep 8	@ Phi	W	S	5	5	0	0	0	0	0	0	0
Sep 15	@ Dal	L	S	11	5	0	1	2	0	0	0	0
Sep 22	@ Cle	L	S	12	8	0	0	0	0	1	0	0
Sep 29	@ Oak	L	S	13	10	0	2	0	0	0	0	0
Oct 6	@ Was	L	S	13	13	0	2	1	0	0	0	0
Oct 13	@ Jax	W	S	7	4	0	1	1	0	0	0	0
Oct 27	@ Cin	W	S	16	9	0	1	0	0	0	0	0
Nov 3	@ Ind	W	S	9	5	0	1	0	0	0	0	1
Nov 10	@ Hou	W	S	14	11	1	2	2	0	0	1	1
Nov 17	@ Pit	L	W	14	9	0	0	0	0	0	0	0
Nov 24	@ Ind	L	W	7	4	0	0	0	0	0	0	0
Dec 1	@ NYG	W	L	12	6	1	0	1	0	0	0	0
Dec 8	@ Ind	W	S	14	8	0	1	1	5	1	0	0
Dec 16	@ NE	W	S	14	9	0	1	0	0	0	0	0
Dec 22	@ Jax	W	S	8	2	0	1	0	0	0	0	0
Dec 29	@ Hou	W	S	11	8	0	2	2	0	2	0	0
Totals				11-5	16/16	180	116	1	15	10	1	5
Playoffs												
Jan 11	@ Pit	W	S	11	10	0	0	1	0	0	0	0
Jan 19	@ Oak	L	S	7	5	0	1	0	0	0	0	0
Totals				1-1	2/2	18	15	0	1	1	0	0

2003 Tennessee Titans												
Date	Opp	W/L	P/S	To Solo	Sk	OBP	TFL	Int	Yds	PD	FF	FR SpT
Sep 7	@ Oak	W	S	9	5	0	0	0	0	1	0	0
Sep 14	@ Ind	L	W	12	9	0	0	0	0	0	0	0
Sep 21	@ NO	W	S	7	5	1	1	0	0	0	0	0
Sep 28	@ Pit	W	S	19	10	0	2	0	0	0	0	0
Oct 5	@ NE	L	S	16	11	0	1	0	0	0	0	0
Oct 12	@ Hou	W	S	14	5	0	1	0	0	0	0	0
Oct 19	@ Car	W	S	9	6	0	1	3	0	1	0	1
Oct 26	@ Jax	W	S	8	4	0	0	0	0	0	0	0
Nov 9	@ Mia	W	S	9	3	0	0	1	1	0	0	0
Nov 16	@ Jax	W	S	13	10	1	1	0	0	1	0	0
Nov 23	@ Atl	W	S	5	3	0	1	0	0	0	0	0
Dec 1	@ NYJ	L	S	10	7	0	2	0	0	0	0	0
Dec 7	@ Ind	L	S	14	11	0	0	0	0	0	0	0
Dec 14	@ Buf	W	S	10	9	1	1	0	0	0	1	1
Dec 21	@ Hou	W	S	7	4	0	0	0	0	1	1	0
Dec 28	@ TB	W	S	9	8	0	0	1	9	1	1	0
Totals				12-4	16/16	171	110	3	9	8	2	9
Playoffs												
Jan 3	@ Bal	W	S	8	8	0	0	0	0	0	0	0
Jan 10	@ NE	L	S	10	8	0	0	0	0	0	0	0
Totals				1-1	2/2	18	16	0	0	0	0	0

2004 Tennessee Titans												
Date	Opp	W/L	P/S	To Solo	Sk	OBP	TFL	Int	Yds	PD	FF	FR SpT
Sep 11	@ Mia	W	S	12	7	0	0	1	0	0	0	0
Sep 19	@ Ind	L	S	8	6	0	0	0	0	0	0	0
Sep 26	@ Jax	L	S	11	6	0	0	1	0	0	0	0
Oct 3	@ SD	L	S	6	1	0	0	1	0	0	0	0
Oct 11	@ GB	W	S	5	2	0	0	0	0	0	0	0
Oct 17	@ Hou	L	S	11	7	0	1	0	0	0	0	0
Oct 24	@ Min	L	S	14	12	1	0	2	0	0	1	0
Oct 31	@ Cin	W	S	13	9	1	0	0	0	0	0	0
Nov 14	@ Chi	L	S	13	10	1	0	2	0	0	0	0
Nov 21	@ Jax	W	S	11	7	0	0	0	0	0	3	0
Nov 28	@ Hou	L	S	14	9	1	0	0	0	0	1	0
Dec 5	@ Ind	L	S	8	5	0	0	0	0	0	1	0
Dec 13	@ KC	L	S	12	7	0	0	1	0	0	1	0
Dec 19	@ Oak	L	S	7	5	0	0	0	1	1	0	0
Dec 25	@ Den	L	S	14	7	0	0	0	1	25	1	0
Jan 2	@ Det	W	S	12	8	1	1	0	0	0	0	1
Totals				5-11	16/16	171	108	5	2	8	2	25
Playoffs												
Jan 10	@ Ind	L	S	10	8	0	0	1	0	0	0	0
Totals				0-1	1/1	10	8	0	0	1	0	0

2005 Tennessee Titans												
Date	Opp	W/L	P/S	To Solo	Sk	OBP	TFL	Int	Yds	PD	FF	FR SpT
Sep 11	@ Pit	L	S	7	5	0	0	1	0	0	0	0
Sep 18	@ Bal	W	S	8	6	1	0	1	0	0	0	0
Sep 25	@ Stl	L	S	5	5	0	0	0	0	0	1	1
Oct 2	@ Ind	L	S	8	4	0	0	0	0	0	0	0
Oct 9	@ Hou	W	S	15	12	1	0	0	0	0	1	0
Oct 16	@ Cin	L	S	11	9	0	0	2	0	0	0	0
Oct 23	@ Ari	L	S	7	6	0	0	1	1	0	0	0
Oct 30	@ Oak	L	S	6	4	0	0	0	0	0	0	0
Nov 6	@ Cle	L	S	14	10	0	0	2	1	0	0	0
Nov 20	@ Jax	L	S	9	5	0	0	1	0	0	2	0
Nov 27	@ S.F.	W	S	12	7	0	0	2	1	16	2	0
Dec 4	@ Ind	L	S	7	5	0	0	0	0	0	0	0
Dec 11	@ Hou	W	S	11	4	2	0	1	0	0	1	0
Dec 18	@ Sea	L	S	10	8	0	0	0	0	0	1	0
Dec 24	@ Mia	L	S	9	6	1	0	1	0	0	0	0
Jan 1	@ Jax	L	S	11	10	0	0	0	0	0	0	0
Totals				4-12	16/16	150	106	5	10	2	16	8
Playoffs												
Jan 15	@ Ind	L	S	10	8	0	0	0	0	0	0	0
Totals				0-1	1/1	10	8	0	0	0	0	0

2006 Tennessee Titans												
Date	Opp	W/L	P/S	To Solo	Sk	OBP	TFL	Int	Yds	PD	FF	FR SpT
Sep 10	@ NYJ	L	S	14	10	0	0	0	0	0	1	0
Sep 17	@ SD	L	S	14	10	0	0	1	0	0	0	0
Sep 24	@ Mia	L	S	6	4	1	0	0	0	0	0	0
Oct 1	@ Dal	L	S	9	6	0	0	0	0	0	0	0
Oct 8	@ Ind	L	S	9	6	0	0	0	0	2	0	1
Oct 15	@ Was	W	S	10	5	0	0	0	0	0	0	0
Oct 29	@ Hou	W	S	14	9	0	0	0	0	0	0	0
Nov 5	@ Jax	L	S	6	5	0	0	0	0	0	0	0
Nov 12	@ Bal	L	S	8	6	0	5	0	0	0	2	0
Nov 19	@ Phi	W	S	11	8	0	0	1	0	0		

VETERANS

Front Office

Coaching Staff

BULLUCK

Rookies

2008 Season

Records

History

Playoff History

Sidelines

BULLUCK GAME-BY-GAME

2008 Tennessee Titans											2007 Tennessee Titans																						
Date	Opp	W/L	P/S	Tot	Solo	Sk	OBP	TFL	Int	Yds	PD	FF	FR	SpT	Date	Opp	W/L	P/S	Tot	Solo	Sk	OBP	TFL	Int	Yds	PD	FF	FR	SpT				
Sept 7	@ Jax	W	S	7	4	0.0	0	0	0	0	0	0	0	0	Nov 16	@ Jax	W	S	7	4	0.0	0	0	0	0	0	0	0	0	0			
Sept 14	@ Cin	W	S	4	3	0.0	0	0	0	0	0	0	0	0	Nov 23	NYJ	L	S	11	8	0.0	0	0	0	0	0	0	0	0	0	0		
Sept 21	Hou	W	S	7	5	0.0	0	0	0	0	0	0	0	0	Nov 27	Det	W	S	5	3	0.0	1	2	0	0	0	0	0	0	0	0	0	
Sept 28	MIn	W	S	6	4	0.0	0	0	0	0	0	0	0	0	Dec 7	Cle	W	S	5	3	0.0	0	1	0	0	0	0	0	0	0	0	0	
Oct 5	@ Bal	W	S	13	7	0.0	1	0	0	0	0	0	0	0	Dec 14	Hou	L	S	3	2	0.0	0	0	0	0	0	0	0	0	0	0	0	
Oct 19	@ KC	W	S	9	7	0.5	0	2	0	0	0	0	0	0	Dec 21	Pit	W	S	14	12	0.0	0	2	0	0	0	0	0	0	0	0	0	0
Oct 27	Ind	W	S	9	5	0.0	0	0	0	0	0	0	0	0	Dec 28	@ Ind	L	S	3	3	0.0	0	0	0	0	0	0	0	0	0	0	0	0
Nov 2	GB	W	S	5	4	0.0	0	0	0	0	0	0	0	0	Totals				13-3	16/16	120	83	0.5	2	8	0	0	0	6	1	1	0	
Nov 9	@ Chi	W	S	12	9	0.0	0	0	0	0	0	0	0	0	Playoffs																		
															Jan 10	Bal	L	S	8	5	0.0	NA	2	0	0	0	0	0	0	0	0	0	
															Playoff Totals				0-1	1/1	8	5	0.0	NA	2	0	0	0	0	0	0	0	0

KEITH BULLUCK'S NFL STATISTICS

Year	Team	TACKLES						INTERCEPTIONS					FUMBLES					
		GP	GS	Tot	Solo	Asst	Sk	Yds	No	Yds	Lg	TD	PD	FF	FR	Yds	SpT	
2000	Tennessee	16	1	21	13	8	0.0	0.0	1	8	8	1	1	0	0	0	0	19
2001	Tennessee	15	3	64	35	29	1.0	7.0	2	21	21	0	5	0	0	0	8	
2002	Tennessee	16	16	180	116	64	1.0	6.0	1	5	5	0	3	3	2	61	1	
2003	Tennessee	16	16	171	110	61	3.0	22.0	2	9	9	0	5	5	2	32	0	
2004	Tennessee	16	16	171	108	63	5.0	39.0	2	25	25	0	12	1	1	39	0	
2005	Tennessee	16	16	150	106	44	5.0	32.0	2	16	16	0	8	1	1	0	0	
2006	Tennessee	16	16	161	107	54	2.5	10.0	1	0	0	0	9	2	1	16	0	
2007	Tennessee	16	16	109	75	34	0.0	0.0	5	63	35	0	7	1	1	0	0	
2008	Tennessee	16	16	120	83	37	0.5	3.5	0	0	0	0	6	1	1	0	0	
NFL Totals		143	116	1,147	753	394	18.0	119.5	16	147	35	1	56	14	9	148	28	

PLAYOFFS

Year	Team	TACKLES						INTERCEPTIONS					FUMBLES				
		GP	GS	Tot	Solo	Asst	Sk	Yds	No	Yds	Lg	TD	PD	FF	FR	Yds	SpT
2000	Tennessee	1	0	2	2	0	0.0	0.0	0	0	0	0	0	0	0	0	0
2002	Tennessee	2	2	18	15	3	0.0	0.0	0	0	0	0	0	0	0	0	0
2003	Tennessee	2	2	18	16	2	0.0	0.0	0	0	0	0	0	0	0	0	0
2007	Tennessee	1	1	10	8	2	0.0	0.0	0	0	0	0	0	0	0	0	0
2008	Tennessee	1	1	8	5	3	0.0	0.0	0	0	0	0	0	0	0	0	0
Playoff Totals		7	6	56	46	10	0.0	0.0	0	0	0	0	0	0	0	0	0

Single-Game Highs

Tackles - 19 at Pittsburgh (9/28/03)
 Sacks - 2 vs. Houston (12/11/05)
 Interceptions - 3 at New Orleans (9/24/07)
 Touchdowns - 1 (six times, last at Cincinnati 9/14/08)
 Special Team Tackles - 3 (three times, last at Jacksonville 9/23/01)

Additional Statistics

Special Teams Fumble Recoveries - 2 (2001)
 Touchdowns - 6 career - 1 (2000), 1 (2002), 1 (2003), 1 (2004), 1 (2006), 1 (2008)

Playoff Single-Game Highs

Tackles - 11 vs. Pittsburgh (1/11/03)



5



Kerry COLLINS



QUARTERBACK

PRO BOWLS

6'5" • 245 lbs. • Born: 12.30.72 • Exp. (NFL/Titans): 15/4 • UFA (OAK) - 2006 • Penn State
2008 GP/GS: 16/15 (Playoffs 1/1) • Career GP/GS: 178/164 (Playoffs 7/7) • Lebanon, Pa.



PRO: Kerry Collins, the NFL's third-leading active passer, enters his fourth season with the Titans and his 15th season in the NFL. In 2008, the veteran signal caller earned his second career Pro Bowl selection after starting the final 15 games and leading the Titans to the NFL's best record. Collins finished the season with an 80.2 passer rating, the third-best mark of his career, and he became just the 15th player in NFL history to surpass 35,000 career passing yards and ranks 14th in NFL history with 37,393 passing yards. He has engineered 29 career game-winning performances, leading his team to victory after a fourth-quarter deficit or tie, including two games in 2008 (vs. IND, vs. GB). His career totals include 5,669 attempts, 3,160 completions, 37,393 yards and 186 touchdowns. The only active quarterback with more passing yards than Collins is Peyton Manning (45,628). He was signed by the Titans as an unrestricted free agent during the 2006 preseason (8/26/06) to bring experience and leadership to the offense.

NFL with 4,073 passing yards, surpassing Phil Simms' 1984 record of 4,044 yards. His 545 passes were the second-highest total in team history behind his own 2001 mark of 568 attempts. Collins recorded career highs in 2002 for completions (335), completion percentage (61.5 percent), passing yards (4,073) and passer rating (85.4). In 2000, Collins passed the 3,000-yard marker for the first time in his career and posted a career-high 22 touchdowns as he led the Giants to Super Bowl XXXV. He earned a Pro Bowl appearance in 1996 after he led the Panthers to the NFC Championship Game in his second season as a signal caller in the NFL. As a rookie in 1995, Collins started 13 games and was a first-team all-rookie selection by College and Pro Football Newsweekly, Football News and Pro Football Weekly/PFWA. His 7-6 record as a starter made him the first rookie quarterback with at least nine starts to post a winning record since Dan Marino's 7-3 mark with Miami in 1983. Collins was originally selected by the

Prior to joining the Titans, Collins played 11 previous seasons with the Carolina Panthers (1995-98), New Orleans Saints (1998), New York Giants (1999-03) and Oakland

Raiders (2004-05). He has led his teams to the playoffs four times as a starter, including an appearance in the NFC Championship Game following the 1996 season with the Panthers and a Super Bowl appearance following the 2000 season with the Giants. In 2005, Collins started 15 games and attempted 565 passes, the second-most in Raiders history (618 by Rich Gannon in 2002). He passed for 3,759 yards and 20 touchdowns on 302 completions. It was the sixth consecutive season in which he passed for more than 3,000 yards. In 2002 with the Giants, Collins enjoyed the most prolific season by a quarterback in Giants history. He set a team record, was first in the NFC and was fourth in the

COLLINS THIRD IN ACTIVE PASSING YDS

Passing yards leaders among active NFL quarterbacks:

Player	Att	Cmp	Pct.	Yds	TD	Int
1. Brett Favre	9,280	5,720	61.6	65,127	464	310
2. Peyton Manning	5,960	3,839	64.4	45,628	333	165
3. Kerry Collins	5,669	3,160	55.7	37,393	186	179
4. Mark Brunell	4,594	2,738	59.6	31,826	182	106
5. Donovan McNabb	4,303	2,534	58.9	29,320	194	90

Panthers in the first round (fifth overall) of the 1995 NFL Draft, becoming the first draft pick in the expansion team's history.

TITANS TIDBITS:

- In his spare time, Collins, an avid country music fan, enjoys writing country music. He has been working with top writers in Nashville like Ed Hill (Faith Hill's It Matters To Me), Billy Lawson (Trace Adkins' I Left Something Turned On at Home), Lee Thomas Miller (Trace Adkins' You're Gonna Miss This), the Warren Brothers (Tim McGraw's If You're Reading This), Paul Overstreet and Grammy-award winner Jamey Johnson.

COLLINS' CAREER RECORD WHEN ...

When Collins ...	Career Reg Season	Career Playoffs	Overall Career
Starts at quarterback	79-85	3-4	83-88
Starts vs. division opponents	34-39	1-0	35-39
Passes for 300 or more yards	13-17	1-1	14-18
Completes one or more TD passes	58-51	2-2	61-52
Completes two or more TD passes	29-21	2-1	31-22
Completes three or more TD passes	12-9	1-1	13-10
Starts and passes for no interceptions	42-20	1-0	43-20
Has a passer rating of 80.0 or greater	46-21	2-1	48-22
Has a passer rating of 90.0 or greater	34-11	1-1	35-12
Has a passer rating of 100.0 or greater	24-5	1-1	25-6

- Collins finds peace and comfort with his wife, Brooke, and daughter, Riley, on his 1,580-acre farm in Troy, N.C. "Blue Q Ranch" was named as such by Collins because every team for whom he ever played quarterback (Q) besides the Oakland Raiders used blue as one of their primary colors. There are over 700 head of registered Angus cattle on the property. He often says some of his happiest days are on a horse at the ranch.
- The K.C. for Kids Foundation has recently starting working with Y-CAP, a YMCA center dedicated to serving at-risk youth in East Nashville - one heart, one mind and one spirit at a time. The youth-based program aims to redirect behavior by teaching values and rebuilding families.
- In addition to tending to matters on his farm, Collins spends much of his free time fishing and hunting deer, wild turkey and wild boar.
- The K.C. for Kids Foundation worked extensively with New York University Medical Center's Rusk Institute. Collins donated his time and resources to help the facility's children's rehabilitation program.

CAREER HIGHLIGHTS:

2008 (16/15, 1/1 - Tennessee): Named to the 2008 Pro Bowl after starting the final 15 games of the season and leading the club to the NFL's best record. Registered an 80.2 passer rating, the third-best mark of his career and finished fourth in the AFC in fourth-quarter passing (90.9 rating). Became just the 15th player in NFL history to surpass 35,000 career passing yards against Houston (9/21/08). In Week 2 at Cincinnati, moved past Jim Everett (34,837 yards) for 15th on the NFL's all-time passing list. In Week 7 at Kansas City, surpassed Jim Kelly (35,467 yards) for 14th place on the list.

- Against Jacksonville (9/7), entered the game for an injured Vince Young in the fourth quarter and completed his only two passes for 65 yards in the Titans' 17-10 victory on

opening day. Kept the Titans' final touchdown drive alive with a 44-yard pass to Bo Scaife on third-and-15 in the fourth quarter. Converted another third down on the drive with a 21-yard pass to Justin Gage on third-and-six in the final stanza.

- Against Houston (9/21), completed 13 of 25 passes for 185 yards with a touchdown in the Titans' 31-12 victory. Rushed for 30 yards on just three carries. Gave the Titans a

- 14-6 lead with a nine-yard touchdown toss to Bo Scaife in the right flat with 14:46 remaining in the second quarter. Became just the 15th player in NFL history to reach 35,000 career passing yards with a 17-yard pass to Justin McCareins in the second quarter. Set up the Titans third touchdown of the afternoon with a 37-yard strike to McCareins down the left sideline in the second quarter.
- At Baltimore (10/5), connected on 17 of 32 passes for 163 yards with a touchdown in the Titans' 13-10 comeback victory over the Ravens. Extended the winning touchdown drive by converting a critical third down with a 10-yard pass to Chris Davis on third-and-three in the fourth quarter. Made good on another third down conversion with a 15-yard toss to Bo Scaife on third-and-five with 2:24 remaining in the fourth quarter. Gave the Titans a 13-10 lead with an 11-yard touchdown pass to Alge Crumpler with 1:56 remaining in the final stanza.
- At Chicago (11/9), completed 30 of 41 passes for 289 yards with two touchdowns for a passer rating of 108.7 in the Titans' 21-14 road win. Tied the game at 7-7 with a 10-yard touchdown strike to Bo Scaife with 8:39 remaining in the second quarter. Gave the Titans a 14-7 lead with a 12-yard touchdown pass to Justin Gage on third-and-three in the third quarter. Completed five of five passes for 54 yards and a touchdown during the Titans' opening possession of the second half.
- At Jacksonville (11/16), completed 13 of 23 passes for 230 yards and three touchdowns for a 112.3 passer rating in the Titans' 24-14 come-from-behind victory. Found a wide open Justin Gage down the left sideline for a 47-yard completion on the opening play of the game. Cut the Jaguars' lead to 14-10 with a 13-yard touchdown strike to Brandon Jones with 9:12 remaining in the third quarter. Connected on all four passes for 37 yards during the scoring drive. Gave the Titans a 17-14 lead by

connecting with a streaking Gage down the left sideline for a 56-yard touchdown toss in the third quarter. Sealed the victory with his third touchdown pass of the afternoon, a 38-yard connection to Gage with 3:57 left in the fourth quarter.

- Against Pittsburgh (12/21), completed 20 of 29 passes for 215 yards with a touchdown for a 102.1 passer rating in the Titans' 31-14 victory. Gave the Titans a 10-0 lead with a 34-yard touchdown strike to Justin Gage on third-and-five in the second quarter. Kept a Titans' scoring drive alive with a 17-yard pass to Justin Gage on fourth-and-three late in the third quarter.
- In the Divisional playoffs against Baltimore (1/10), completed 26 of 42 passes for 281 yards. Set up the Titans first touchdown with a 20-yard connection to Justin Gage down to the Ravens' eight-yard line.

2007 (6/1, 0/0 - Tennessee): Played in six games, starting one contest at Houston (10/21). Saw significant action as the backup quarterback replacing an injured Vince Young in two other games, at Tampa Bay (10/14) and at Indianapolis (12/30). Did not play as the backup quarterback in 10 regular season games and the playoff contest at San Diego. Completed 50 of 82 passes for 531 yards.

- At Houston (10/21), started at quarterback and completed 25 of 42 passes for 280 yards in the

Titans' thrilling 38-36 victory over the Texans. Set up Rob Bironas' game-winning field goal with a 46-yard strike to Roydell Williams along the sideline in the fourth quarter.

- At Indianapolis (12/30), entered the game in the third quarter after Vince Young left with a leg injury. Completed 10 of 13 passes for 106 yards, leading the team on two scoring drives in the Titans' 16-10 playoff-clinching victory.

2006 (4/3 - Tennessee): Signed by Titans late in preseason. Started first three games of season (9/10 against N.Y. Jets, 9/17 at San Diego and 9/24 at Miami) before backing up Vince Young for remainder of season. Played in four total games and completed 42 of 90 passes for 549 yards, one touchdown and six interceptions.

- Against N.Y. Jets (9/10), started in Titans debut and completed 17 of 38 passes for 223 yards.

2005 (15/15 - Oakland): Played in 15 games with 15 starts for Oakland and completed 302 of 565 passes for 3,759 yards (53.5%) with 20 touchdowns and 12 interceptions (77.3 rating). Also rushed for 39 yards on 17 carries and one touchdown.

- At Philadelphia (9/8), threw for season-high 345 yards and two touchdowns on 24 of 42 passes (57.1%).
- Against N.Y. Giants (12/31), completed 26 of 48 passes for 331 yards and three touchdowns (96.8 rating). Threw for over 300 yards for third time of the year.

COLLINS CRACKS TOP 15

NFL's all-time passing yards leaders:

Player	Career Pass Yds
1. Brett Favre	65,127
2. Dan Marino	61,361
3. John Elway	51,475
4. Warren Moon	49,325
5. Fran Tarkenton	47,003
6. Vinny Testaverde	46,233
7. Peyton Manning	45,628
8. Drew Bledsoe	44,611
9. Dan Fouts	43,040
10. Joe Montana	40,551

Player	Career Pass Yds
11. Johnny Unitas	40,239
12. Dave Krieg	38,147
13. Boomer Esiason	37,920
14. Kerry Collins	37,393
15. Jim Kelly	35,467
16. Jim Everett	34,837
17. Jim Hart	34,665
18. Steve DeBerg	34,241
19. John Hadl	33,503
20. Phil Simms	33,462

NFL's all-time pass completions leaders:

Player	Career Pass Completions
1. Brett Favre	5,720
2. Dan Marino	4,967
3. John Elway	4,123
4. Warren Moon	3,988
5. Drew Bledsoe	3,839
6. Peyton Manning	3,839
7. Vinny Testaverde	3,787
8. Fran Tarkenton	3,686
9. Joe Montana	3,409
10. Dan Fouts	3,297

Player	Career Pass Completions
11. Kerry Collins	3,160
12. Dave Krieg	3,105
13. Boomer Esiason	2,969
14. Troy Aikman	2,898
15. Steve DeBerg	2,874
16. Jim Kelly	2,874
17. Jim Everett	2,841
18. Johnny Unitas	2,830
19. Mark Brunell	2,738
20. Steve McNair	2,733

2004 (14/13 – Oakland): Played in 14 games, starting the last 13 contests for Raiders. Completed 289 of 513 passes (56.3%) for 3,495 yards with 21 touchdowns and 20 interceptions. Passed for over 3,000 yards for fifth time in his career and fifth consecutive season and his 3,495 yards was the sixth-highest single-season total in Raiders history. Threw for over 300 yards four times, including season-high 371-yard performance against Tennessee (12/19) that ranks as 12th-best passing performance in team history. Also threw five touchdowns against Titans, tying career high.

- Against Tampa Bay (9/26), made his Raiders debut when he relieved an injured Rich Gannon at quarterback and completed 16 of 27 passes for 228 yards and one touchdown in just over three quarters of work.
- At Denver (11/28), led team to come-from-behind victory with two touchdown passes in final six minutes of game. Completed 26 of 45 passes for 339 yards and four touchdowns. Completed passes to eight different receivers, with six players catching at least two balls. Hooked up with Jerry Porter for 135 yards and three touchdowns and connected with Ronald Curry for 110 yards and a score, the first time the Raiders had two, 100-yard receivers since 9/28/03 vs. San Diego.
- Against Tennessee (12/19), completed 21 of 37 passes for season-high 371 yards and five touchdowns. Five scoring passes tied career high set 1/14/01 in NFC Championship Game against Minnesota. Recorded season-high passer rating of 119.5.

2003 (13/13 – N.Y. Giants): Started 13 games for N.Y. Giants, extending his consecutive starts streak to 67 before being inactive for season's final three games after suffering an injury vs. Washington (12/7). Completed 284 passes on 500 attempts (56.8 percent) for 3,110 yards, 13 touchdowns and 16 interceptions. Posted three 300-yard passing games on season to bring his Giants career total to 17. Finished with quarterback rating of 70.7.

- At Washington (9/21), named NFC Offensive Player of the Week after completing 24 of 39 passes for 276 yards and three touchdowns in a 24-21 overtime victory.
- At Minnesota, (10/26), posted season-high 375 passing yards, completing 23 of 39 passes, with two touchdowns and one interception. The 375 passing yards against Vikings were second-highest total of his career (386 yards vs. GB 1/6/02). Increased his career total to 25,155 yards to become 47th quarterback in NFL history to throw for more than 25,000 yards.

2002 (16/16, 1/1 – N.Y. Giants): Started all 16 games for third consecutive season and enjoyed most prolific season by a quarterback in Giants history. Completed 335 of 545 passes (61.5%) for 4,073 yards and 19 touchdowns (85.4 rating)

and his 335 completions broke his own team record of 327 set previous year. Set team record and was first in NFC and fourth in NFL with 4,073 yards, surpassing Phil Simms' mark of 4,044 in 1984. His 545 passes were the second-highest total in team history behind his mark of 568 attempts in 2001. Completed 61.5 percent of his passes, a career high and third-best percentage in team history. Ranked 14th in the NFL and sixth in the NFC with career high quarterback rating of 85.4. Registered career-long streak of 128 passes without interception from fourth quarter of the game at Houston (11/24) to first quarter of season finale against Philadelphia (12/28). Threw 220 regular season passes against the Eagles prior to his first interception, an NFL record for passes by one quarterback against an opponent without an interception. Named NFC Offensive Player of the Week twice (Week 2 and Week 16) and NFC Offensive Player of the Month for December.

- At St. Louis (9/15), completed 22 of 26 passes (84.6%) for 307 passing yards with one touchdown and was named NFC Offensive Player of the Week. Became 70th quarterback in NFL history to pass for more than 20,000 yards and set Giants single-game regular season record by completing 84.6 percent of his passes. His 307 passing yards marked fifth-consecutive game he exceeded 300 yards dating back to 2001 season, a career-long streak. He was tied for third-longest 300-yard game streak in NFL history, behind Steve Young (San Francisco, 1998), Kurt Warner (St. Louis, 2000) and Rich Gannon (Oakland, 2002), who holds record with six. His 28-yard touchdown pass in second quarter was his 50th regular season touchdown pass as Giant.
- At Indianapolis (12/22), named NFC Offensive Player of the Week for second time of season and completed 23 of 29 passes for 366 yards and four touchdowns (career-high) with a 158.3 rating the highest a quarterback can receive for one game.
- In NFC Wild Card game at San Francisco (1/5), completed a team playoff record 29 passes on 43 attempts for 342 yards with four touchdowns and one interception. Tossed all four touchdown passes in first half.

2001 (16/16 – N.Y. Giants): Started all 16 games for second consecutive season and set team record with 568 pass attempts, breaking Simms' mark of 533 in 1984. Completed 327 passes, breaking Giants record of 311 he set in 2000 and totaled 3,764 yards, fourth-highest single-season total in franchise history. Became only player in league history to throw every pass for one team in two consecutive seasons (2000 and 2001). Recorded three of five highest single-season passing totals in Giants history from 2000-02.

- Against Seattle (12/23), completed 30 of 47 passes attempts for 338 yards with one

touchdown. Led Giants to last-minute comeback victory for second week in row, capping 96-yard drive with a seven-yard touchdown pass with 20 seconds left for winning points in 27-24 triumph. Completed six of 10 passes for 96 yards on the game-winning drive.

2000 (16/16, 3/3 – N.Y. Giants): Threw each of team's 529 passes and became just fifth quarterback in NFL since 1990 to throw all of his team's passes. Established then-career highs in passes (529-second most in Giants history), completions (311-single season record), passing yards (3,610), touchdown passes (22) and quarterback rating (83.1). His 3,610 passing yards were the third-most in Giants history (Simms, 4,044 in 1984 and 3,829 in 1985).

- Against Pittsburgh (12/10), completed 24 of 35 passes for 333 yards and two touchdowns. Posted 59-yard completion which was season-high. Became first Giants quarterback to pass for over 3,000 yards in a season since Simms threw for 3,038 yards in 1993.
- In NFC Divisional Playoff Game against Philadelphia (1/7), completed 12 of 19 passes (63.2%) for 125 yards (82.1 rating). Became the seventh Giants quarterback to win a postseason game.
- In NFC Championship game against Minnesota (1/14), completed 28 of 39 passes (71.8%) for career-high 381 yards and career-high five touchdowns (120.8 rating). Completions, yards and touchdowns were all team postseason records and his five touchdown passes tied record for an NFL or NFC Championship Game, set by Chicago's Sid Luckman against Washington in 1943.
- In Super Bowl XXXV against Baltimore (1/28), completed 15 of 39 passes for 112 yards and four interceptions.

1999 (10/7 – N.Y. Giants): Played in 10 games with seven starts in first season with Giants and began season as second-string quarterback and ended it as starter. Completed 190 of 331 passes (57.4%) for 2,318 yards with eight touchdowns and 11 interceptions (73.3 rating). Also rushed for 36 yards on 19 carries.

• Against Jets (12/5), completed 23 of 44 passes for 341 yards and three touchdowns. Became first Giants quarterback to exceed 300 yards since Simms threw for 337 yards against Cardinals (11/23/93), a span of 96 games. For his performance against Jets, Collins was named NFC Offensive Player of the Week by the NFL.

1998 (11/11 – Carolina/New Orleans): Played for both Carolina and New Orleans, starting all 11 games in which he appeared (four for Panthers, seven for Saints). Completed 76 of 162 passes for 1,011 yards, eight touchdowns and five interceptions in four starts for the Panthers. Also rushed for a career-high 113 yards on 23 carries.

- Claimed off waivers by New Orleans on Oct.

14 and started final seven games of the season. Completed 94 of 191 passes for 1,202 yards, four touchdowns and 10 interceptions.

1997 (13/13 – Carolina): Started 13 games for Carolina and completed 200 of 381 passes for 2,124 yards, 11 touchdowns and 21 interceptions. Suffered an injury in preseason game vs. Denver (8/9) that forced him to make first start of season at San Diego (9/14).

1996 (13/12, 2/2 – Carolina): Led Carolina to 10-4 record as starter and an appearance in the NFC Championship Game in franchise's second year in existence. Played in 13 games with 12 starts and completed 204 of 364 passes (56.0) for 2,454 yards with 14 touchdowns and nine interceptions (79.4 rating), while earning first Pro Bowl appearance. Improved his quarterback rating to 79.4 from 61.9 his rookie season, recording second-highest increase in NFL (Drew Bledsoe, 63.7-83.7). His nine interceptions were second-fewest among quarterbacks with at least 300 attempts, while his 2.5 interception percentage was third-lowest among league starters. Was inactive against San Francisco (9/22), at St. Louis (11/17) and at Houston (11/24) due to injuries.

- Against Atlanta (9/1), in inaugural game at Ericsson Stadium, completed 17 of 31 passes for 186 yards and two touchdowns.
- At San Francisco (12/8), named NFC Offensive Player of the Week after completing 22 of 37 passes for 327 yards and three touchdowns.
- In NFC Divisional Playoff Game against Dallas (1/5/97), completed 12 of 22 attempts (54.5%) for 100 yards with two touchdowns and one interception.
- In NFC Championship Game at Green Bay (1/12/97), completed 19 of 37 attempts (51.4%) for 215 yards with one touchdown and two interceptions.

1995 (15/13 – Carolina): Started 13 of 15 games and was first team all-rookie selection by College and Pro Football Newsweekly, Football News and Pro Football Weekly/PFWA. His 7-6 record as starter made him first rookie quarterback with at least nine starts to post winning record since Dan Marino's 7-3 mark with Miami in 1983. He completed 214 of 433 passes for 2,717 yards with 14 touchdowns and 19 interceptions (61.9 rating).

- Against Tampa Bay (10/1), recorded first start and completed 18 of 32 passes for 234 yards, with one touchdown.
- At New England (10/29), threw for 309 yards — his first 300-yard game — and two scores while completing 25 of 45 passes.
- At San Francisco (11/5), completed 17 of 30 passes for 150 yards in a 13-7 win that was the first-ever victory for an NFL expansion team against defending world champions.

COLLEGE:

- Directed Penn State to victories in his last 17 games as starter.

VETERANS

Front Office

Coaching Staff

COLLINS

Rookies

2008 Season

Records

History

Playoff History

Sidelines

- As senior, named first team All-America selection by the Associated Press, The Football News and The NFL Draft Report. Posted 172.9 pass efficiency rating, fifth all-time in NCAA history and completed 176 of 264 passes (66.7%) for 2,679 yards and 21 touchdowns. Averaged 10.15 yards per attempt en route to winning Davey O'Brien Award as nation's top college quarterback, Maxwell Award as nation's outstanding player and being named finalist for Heisman Trophy. Threw for at least 200 yards in nine of 11 games and eclipsed or tied school single-season records for pass efficiency, completions, passing yards, total offense, yards per attempt and 200-yard games.
- Majored in labor and industrial education.

PERSONAL:

- Married to Brooke, couple splits time between Nashville and Asheboro, N.C., with daughter, Riley (5).
- All-state AP selection at quarterback at Wilson High in West Lawn, Pa., earning athlete of the year honors from the Reading Eagle-Times and All-America honorable mention from USA Today. As senior, led Wilson to 14-1 record and Pennsylvania State 4-A title game on strength

- of 2,043 yards passing and 17 touchdowns.
- Also earned all-county honors as center in basketball and was an all-state choice as pitcher in baseball.
- Selected in the 26th round of the Major League Baseball draft by the Detroit Tigers in 1990 and in the 58th round by the Toronto Blue Jays in 1994.
- Donated \$250,000 to his alma mater's football program to fund the Kerry Collins quarterback scholarship, which will endow a Penn State quarterback's books and tuition in perpetuity.
- Works with Rusk Institute in New York through his foundation (K.C. for Kids Foundation).
- Donated to Katrina Fund and American Red Cross for disaster relief.
- List of favorites: (movie) "Tombstone"; (TV show) "House"; (actor) Clint Eastwood; (music artist) George Strait; (vacation destination) North Myrtle Beach; (sports team other than Titans) New York Yankees; (food) steak; and (school subject) history.
- Born Kerry Michael Collins on Dec. 30, 1972, in Lebanon, Pa.

COLLINS GAME-BY-GAME

1995 Carolina Panthers		PASSING													RUSHING					
Date	Opp	W/L	P/S	Att	Cmp	Pct	Yds	Yds/Att	TD	Int	Lg	Sk	Lst	Rating	Att	Yds	Avg	Lg	TD	
Sept 3	@ All	L	IA																	
Sept 10	@ Buf	L	p	2	0	0.0	0	0.0	0	0	0	0	0	39.6	0	0	0.0	0	0	
Sept 17	SIL	L	p	11	7	63.6	45	4.1	0	1	14	0	0	34.3	2	9	4.5	8	1	
Oct 1	TB	L	S	32	18	56.3	234	7.3	1	1	41	0	0	76.8	2	14	7.0	9	0	
Oct 8	@ Chi	L	S	28	14	50.0	228	8.1	1	1	66	0	0	74.7	1	2	2.0	2	0	
Oct 15	NJY	W	S	26	14	53.8	158	6.1	0	2	36	4	26	40.2	4	0	0.0	2	0	
Oct 22	NO	W	S	21	8	38.1	48	2.3	1	0	12	4	19	62.2	2	2	1.0	2	0	
Oct 29	@ NE	W	S	45	25	55.6	309	6.9	2	1	33	2	18	82.5	4	11	2.8	4	0	
Nov 5	@ SF	W	S	30	17	56.7	150	5.0	0	1	17	3	18	56.3	4	7	1.8	3	0	
Nov 12	@ SIL	L	S	35	16	45.7	228	6.5	2	4	39	3	28	46.8	3	16	5.3	10	0	
Nov 19	Atl	W	S	23	15	65.2	201	8.7	2	0	39	3	19	122.0	3	0	0.0	2	0	
Nov 26	@ NO	L	S	46	17	40.0	335	7.3	3	4	60	2	6	48.7	5	7	1.4	5	0	
Dec 3	Ind	W	S	34	14	41.2	120	5.0	0	0	33	0	0	57.2	1	2	2.0	2	1	
Dec 10	SF	L	S	29	12	41.4	127	4.4	0	1	28	1	8	40.4	2	2	1.0	3	0	
Dec 17	Atl	W	S	28	18	64.3	283	10.1	1	1	89	0	0	94.8	8	-1	-1.0	2	1	
Dec 24	@ Was	L	S	43	19	44.2	201	4.7	1	2	28	2	8	46.8	1	3	3.0	3	0	
Totals		7-9	15/13	433	214	49.4	2717	6.3	14	19	89	24	150	61.9	42	74	1.8	10	3	

1996 Carolina Panthers		PASSING													RUSHING				
Date	Opp	W/L	P/S	Att	Cmp	Pct	Yds	Yds/Att	TD	Int	Lg	Sk	Lst	Rating	Att	Yds	Avg	Lg	TD
Sept 1	Atl	W	S	31	17	54.8	198	6.4	2	0	30	4	12	95.9	1	14	14.0	14	0
Sept 8	@ NO	W	S	21	13	61.9	171	8.1	0	1	39	3	29	67.8	3	1	0.3	2	0
Sept 22	SF	W	IA																
Sept 29	@ Jax	L	S	7	2	28.6	42	6.0	1	0	39	0	0	91.7	0	0	0.0	0	0
Oct 6	@ Min	L	S	30	15	50.0	155	5.2	0	4	19	1	0	25.7	1	0	0.0	0	0
Oct 13	SIL	W	S	18	11	61.1	196	10.9	3	1	54	2	19	115.0	1	2	2.0	2	0
Oct 20	NO	W	S	30	14	46.7	176	5.9	1	0	31	3	21	76.5	8	3	0.4	4	0
Oct 27	@ Phi	L	S	34	16	47.1	248	7.3	0	0	55	1	9	71.7	4	16	4.0	9	0
Nov 3	@ All	L	S	21	14	66.7	222	10.6	0	0	51	1	3	102.0	0	0	0.0	0	0
Nov 10	NVG	W	S	33	19	57.6	202	6.1	1	1	30	0	0	73.0	5	1	0.2	7	0
Nov 17	@ SIL	W	DNP																
Nov 24	@ Hou	W	DNP																
Dec 1	TB	W	S	24	14	58.3	83	3.5	0	0	13	0	0	65.1	1	-1	-1.0	-1	0
Dec 8	@ SF	W	S	37	22	59.5	327	8.8	3	0	50	1	3	116.0	5	3	3.0	4	0
Dec 15	Bal	W	S	39	26	66.7	268	6.9	2	2	26	0	0	82.0	2	1	1.0	2	0
Dec 22	PH	W	S	39	21	53.8	166	4.3	1	0	24	2	18	73.2	1	-2	-2.0	-2	0
Totals		12-4	13/12	364	204	56.0	2454	6.7	14	9	55	18	114	79.4	32	38	1.2	14	0

PLAYOFFS		PASSING													RUSHING				
Date	Opp	W/L	P/S	Att	Cmp	Pct	Yds	Yds/Att	TD	Int	Lg	Sk	Lst	Rating	Att	Yds	Avg	Lg	TD
Jan 5	Dal	W	S	22	12	54.5	100	4.6	2	1	22	0	0	77.8	6	5	0.8	8	0
Jan 12	@ GB	L	S	37	19	51.4	215	5.8	1	2	27	2	9	55.6	1	-1	-1.0	-1	0
Totals		1-1	2/2	59	31	52.5	315	5.3	3	3	27	2	9	63.9	7	4	0.6	8	0

COLLINS GAME-BY-GAME

1997 Carolina Panthers		PASSING													RUSHING					
Date	Opp	W/L	P/S	Att	Cmp	Pct	Yds	Yds/Att	TD	Int	Lg	Sk	Lst	Rating	Att	Yds	Avg	Lg	TD	
Aug 31	Was	L	IA																	
Sept 7	@ Atl	W	S																	
Sept 14	@ SD	W	S	36	17	47.2	138	3.8	2	1	25	0	0	64.4	0	0	0.0	0	0	
Sept 21	KC	L	S	47	24	51.2	328	7.0	1	4	36	5	50	45.3	1	3	3.0	3	0	
Sept 29	SF	L	S	26	11	42.3	126	5.3	1	3	19	2	10	36.5	4	10	2.5	5	0	
Oct 12	@ Min	L	DNP																	
Oct 19	@ NO	W	S	31	23	74.2	204	6.6	1	1	23	1	8	88.6	2	-3	-1.5	-1	0	
Oct 26	All	W	S	25	12	48.0	107	4.3	1	1	16	3	16	56.6	5	7	1.4	5	0	
Nov 2	Oak	W	S	32	18	56.3	198	6.2	0	0	25	1	6	74.7	3	29	9.7	21	1	
Nov 9	@ Den	L	S	29	13	44.8	141	4.9	0	3	24	4	28	20.1	1	0	0.0	0	0	
Nov 16	@ SF	L	S	33	18	54.5	190	5.8	1	3	26	3	21	43.8	1	6	6.0	6	0	
Nov 23	@ SIL	W	S	30	23	76.7	286	9.3	1	0	59	4	32	117.0	4	-1	-0.3	0	0	
Nov 30	NO	L	S	15	7	46.7	82	5.5	0	2	29	0	0	24.2	0	0	0.0	0	0	
Dec 8	@ Dal	W	S	28	16	57.1	136	4.9	2	0	21	1	5	93.8	1	-2	-2.0	-2	0	
Dec 14	GB	L	S	26	7	26.9	56	2.2	0	0	22	3	24	39.6	2	10	5.0	6	0	
Dec 20	SIL	L	S	25	11	44.0	132	5.3	1	3	35	0	0	34.5	2	6	3.0	6	0	
Totals	7-9	13/13	381	200	52.5	2124	5.6	11	21	59	27	200	55.7	26	65	2.5	21	1		
1998 Carolina Panthers		PASSING													RUSHING					
Date	Opp	W/L	P/S	Att	Cmp	Pct	Yds	Yds/Att	TD	Int	Lg	Sk	Lst	Rating	Att	Yds	Avg	Lg	TD	
Sept 6	All	L	S	37	21	56.8	270	7.3	2	1	56	1	7	86.5	3	12	4.0	9	0	
Sept 13	@ NO	W	S	34	15	44.1	251	7.4	1	1	59	3	13	67.2	1	16	16.0	16	0	
Sept 27	GB	W	S	53	20	37.7	188	3.6	2	1	33	4	18	53.0	1	3	3.0	3	0	
Oct 4	@ All	L	S	38	20	52.6	302	8.0	3	2	72	2	13	83.4	2	9	4.5	9	0	
Oct 11	@ Dal	L	IA																	
1998 New Orleans Saints		PASSING													RUSHING					
Date	Opp	W/L	P/S	Att	Cmp	Pct	Yds	Yds/Att	TD	Int	Lg	Sk	Lst	Rating	Att	Yds	Avg	Lg	TD	
Oct 18	@ All	L	IA																	
Oct 25	TB	W	DNP																	
Nov 1	@ Car	L	DNP																	
Nov 8	@ Min	L	DNP																	
Nov 15	@ SIL	W	S	26	13	50.0	150	5.8	1	0	26	2	15	80.6	7	38	5.4	20	0	
Nov 22	@ SF	L	S	44	22	50.0	328	7.5	0	2	31	4	17	55.9	6	30	5.0	16	1	
Nov 29	@ Mia	L	S	24	9	37.5	110	4.6	0	3	29	6	40	12.8	5	35	0.0	12	0	
Dec 6	Dal	W	S	28	16	57.1	239	8.5	2	1	89	2	24	94.2	4	10	2.5	8	0	
Dec 13	All	L	S	14	6	42.9	87	6.2	0	3	18	1	5	24.1	0	0	0.0	0	0	
Dec 20	@ Ari	L	S	43	25	58.1	265	6.2	1	0	23	4	27	84.0	1	0	0.0	0	0	
Dec 27	Buf	L	S	12	3	25.0	23	1.9	0	1	12	2	12	4.9	0	0	0.0	0	0	
Totals	5-9	11/11	353	170	48.2	2213	6.3	12	15	89	31	191	62.0	30	153	5.1	20	1		
1999 New York Giants		PASSING													RUSHING					
Date	Opp	W/L	P/S	Att	Cmp	Pct	Yds	Yds/Att	TD	Int	Lg	Sk	Lst	Rating	Att	Yds	Avg	Lg	TD	
Sept 12	@ TB	W	DNP																	
Sept 19	Was	L	p	7	3	42.9	44	6.3	0	1	16	0	0	24.4	0	0	0.0	0	0	
Sept 26	@ NE	L	DNP																	
Oct 3	Phi	W	p	12	6	50.0	86	7.2	0	0	32	1	11	73.6	2	-2	-1.0	-1	0	
Oct 10	@ Ari	L	S	38	24	63.2	202	5.3	0	1	24	3	24	65.9	4	23	5.8	11	0	
Oct 18	Dal	W	DNP																	
Oct 24	NO	W	DNP																	
Oct 31	@ Phi	W	DNP																	
Nov 14	@ Ind	L	DNP																	
Nov 21	@ Was	L	p	21	13	61.9	221	10.5	0	1	46	1	9	77.7	4	-3	-0.8	3	0	
Nov 28	Ari	L	S	45	22	48.9	298	6.6	1	3	34	2	16	50.0	1	1	1.0	11	1	
Dec 5	NJW	W	S	29	17	58.6	241	11.9	3	0	80	1	3	134.1	1	1	1.0	11	1	
Dec 12	@ Buf	W	S	44	13	52.3	240	5.5	1	1	27	0	0	66.5	2	7	3.5	7	0	
Dec 19	@ SIL	L	S	37	21	56.8	273	7.4	1	2	28	2	12	66.6	1	-1	-1.0	-1	0	
Dec 26	Min	L	S	51	31	60.8	297	5.8	1	1	19	5	29	75.4	3	10	3.3	9	0	
Jan 2	@ Dal	L	S	47	30	63.8	316	6.7	1	1	71	2	8	81.5	1	0	0.0	0	0	
Totals	7-9	10/7	331	190	57.4	2318	7.0	8	11	80	16	112	73.3	19	36	1.9	11	2		
2000 New York Giants		PASSING													RUSHING					
Date	Opp	W/L	P/S	Att	Cmp	Pct	Yds	Yds/Att	TD	Int	Lg	Sk	Lst	Rating	Att	Yds	Avg	Lg	TD	
Sept 3	Ari	W	S	25	17	68.0	172	6.9	0	1	29	0	0	70.8	5	1	0.2	4	0	
Sept 10	@ Phi	W	S	29	21	72.4	220	7.6	2	0	30	1	0	117.2	5	2	0.4	4	0	
Sept 17	@ Chi	W	S	33	24	72.7	251	7.6	1	0	34	2	14	105.3	3	1	0.3	1	0	
Sept 24	Was	L	S	44	21	47.7	210	4.8	1	1	20	4	42	59.8	0	0	0.0	0	0	
Oct 1	@ Ten	L	S	36	17	47.2	197	5.5	2	3	40	1	6	48.0	3	19	6.3	13	0	
Oct 8	@ All	W	S	25	14	56.0	151	6.0	0	2	22	0	0	40.6	4	5	1.3	7	0	
Oct 15	Dal	W	S	25	14	56.0	119	4.8	1	0	22	2	11	81.9	3	22	7.3	15	0	
Oct 29	Phi	W	S	37	22	59.5	253	6.4	1	0	36	3	21	89.1	4	3	0.8	6	0	
Nov 5	@ Cle	W	S	31	19	61.3	257	8.3	3	0	32	2	36	120.4	5	-5	-1.0	3	0	
Nov 12	SIL	L	S	34	17	50.0	240	7.1	3	2	46	3	27	78.1	0	0	0.0	0	0	
Nov 19	Det	L	S	51	29	56.9	350	6.9	2	1	27	4	30	83.0	3	18	6.0	12	1	
Nov 26	@ Ari	W	S	30	20	66.7	232	7.7	1	0	21	1	3	101.5	0	0	0.0	0	0	
Dec 3	@ Was	W	S	29	18	62.1	164	5.7	0	1	43	0	0	63.0	3	1	0.3	2	0	
Dec 10	Phi	W	S	35	24	68.6	333	9.5	2	0	59	1	7	118.6	0	0	0.0	0	0	
Dec 17	Wash	W	S	26	12	46.2	140	5.4	1	1	33	1	14	59.8	2	-1	-0.5	1	0	
Dec 23	@ Jax	W	S	39	22	56.4	321	8.2	2	1	54	3	28	89.8	1	-1	-1.0	-1	0	
Totals	12-4	16/16	529	311	58.8	3610	6.8	22	13	59	28	243	83.1	41	65	1.6	15	1		
PLAYOFFS		PASSING													RUSHING					
Date	Opp	W/L	P/S	Att	Cmp	Pct	Yds	Yds/Att	TD	Int	Lg	Sk	Lst	Rating	Att	Yds	Avg	Lg	TD	
Jan 7	Phi	W	S	19	12	63.2	125	6.6	0	0	33	1	0	82.1	8	17	2.1	9	0	
Jan 14	Min	W	S	39	28	71.8	381	9.8	5	2	46	0	0	121.7	0	0	0.0	0	0	
Jan 28 vs. Bal	L	S	39	15	38.5	112	2.9	0	4	19	4	26	7.1	3	12	4.0	5	0	0	
Totals	2-1	3/3	97	55	56.7	618	6.4	5	6	46	5	26	67.3	11	29	2.6	9	0		

Front Office

Coaching Staff

COLLINS

Rookies

2008 Season

Records

History

Playoff History

Sidelines

VETERANS

COLLINS GAME-BY-GAME

2001 New York Giants		PASSING										RUSHING							
Date	Opp	W/L	P/S	Att	Cmp	Pct	Yds	Yds/Att	TD	Int	Lg	Sk	Lst	Rating	Att	Yds	Avg	Lg	TD
Sept 10	@ Den	L	S	34	19	55.9	288	7.6	3	0	44	3	13	110.8	3	5	1.7	3	0
Sept 23	@ KC	W	S	34	20	58.8	208	6.1	0	3	32	1	7	99.8	3	10	3.3	11	0
Sept 30	NO	W	S	18	9	50.0	135	7.5	1	0	46	5	35	93.5	3	10	3.3	6	0
Oct 7	Was	W	S	29	15	51.7	177	6.1	1	2	23	1	10	53.4	2	-2	-1.0	-1	0
Oct 14	@ SIL	L	S	32	17	53.1	242	7.6	1	2	42	3	15	62.2	2	-11	-5.5	8	0
Oct 22	Phi	L	S	33	21	63.6	162	4.9	0	0	38	3	20	75.6	2	9	4.5	9	0
Oct 28	@ Was	L	S	52	32	61.5	346	6.7	3	1	33	1	0	92.3	4	9	2.3	4	0
Nov 4	Dal	W	S	34	24	70.6	280	8.2	3	2	48	4	15	100.9	2	11	5.5	8	0
Nov 11	@ Ari	W	S	24	15	62.5	155	6.5	1	1	27	2	7	77.6	4	-2	-2.0	3	0
Nov 19	@ Min	L	S	37	21	56.8	321	8.7	0	2	32	4	24	63.0	3	9	3.0	5	0
Nov 25	Oak	L	S	38	19	50.0	184	4.8	0	0	29	3	24	63.9	2	3	1.5	3	0
Dec 9	@ Dal	L	S	26	13	50.0	122	4.7	1	1	36	1	8	60.1	1	0	0.0	0	0
Dec 15	Ari	W	S	32	14	43.8	147	4.6	2	0	26	1	2	78.5	2	2	1.0	2	0
Dec 23	Sea	W	S	47	30	63.8	338	7.2	1	0	28	1	6	92.3	2	-1	-0.5	0	0
Dec 30	@ Phi	L	S	39	22	56.4	303	7.8	1	0	74	2	12	90.0	2	-1	-0.5	0	0
Jan 6	GB	L	S	59	36	61.0	386	6.5	1	2	29	1	8	71.7	2	0	0.0	0	0
Totals	7-9	16/16		568	327	57.6	3764	6.6	19	16	74	36	206	77.1	39	73	1.9	11	0

2002 New York Giants		PASSING										RUSHING							
Date	Opp	W/L	P/S	Att	Cmp	Pct	Yds	Yds/Att	TD	Int	Lg	Sk	Lst	Rating	Att	Yds	Avg	Lg	TD
Sept 5	SF	L	S	45	28	62.2	342	7.6	0	3	27	3	24	57.8	1	4	1.4	4	0
Sept 15	@ SIL	W	S	26	22	84.6	307	11.8	1	1	38	2	16	113.0	7	3	0.4	4	0
Sept 22	Sea	W	S	38	23	60.5	282	7.4	0	0	49	3	25	83.4	3	-4	-1.3	-1	0
Sept 29	@ Ari	L	S	36	19	52.8	199	5.5	0	2	23	1	3	49.5	0	0	0.0	0	0
Oct 6	@ Dal	W	S	27	18	66.7	228	8.4	1	1	56	2	16	114.1	5	-4	-0.8	0	0
Oct 13	Atl	L	S	31	20	64.5	204	6.6	3	1	19	3	14	80.6	2	-3	-1.5	-1	0
Oct 28	@ Phi	L	S	34	20	58.8	251	7.4	0	0	38	1	6	81.9	1	-1	-1.0	-1	0
Nov 3	Jax	W	S	28	20	71.4	228	8.1	1	0	36	3	11	107.2	2	11	5.5	8	0
Nov 10	@ Min	W	S	35	25	71.4	300	8.6	2	1	46	1	9	105.3	3	-4	-1.3	-1	0
Nov 17	Was	W	S	46	22	47.8	211	4.6	2	2	35	0	0	50.2	4	-5	-1.3	-1	0
Nov 24	@ Hou	L	S	41	18	43.9	214	5.2	1	2	31	2	13	48.2	0	0	0.0	0	0
Dec 1	Ten	L	S	36	22	61.1	283	7.9	2	0	34	1	0	104.4	2	-4	-2.0	-2	0
Dec 8	@ Was	W	S	31	17	54.8	212	6.8	2	0	32	1	7	97.8	0	0	0.0	0	0
Dec 15	Dal	W	S	27	13	48.1	190	7.0	0	0	33	0	0	71.5	2	-1	-0.5	0	0
Dec 22	@ Ind	W	S	29	23	79.3	366	12.6	4	0	82	0	0	158.3	5	-3	-0.6	1	0
Dec 28	Phi	W	S	35	25	71.4	256	7.3	1	1	33	1	8	89.7	6	8	-1.3	8	0
Totals	10-6	16/16		545	335	61.5	4073	7.5	19	14	82	24	152	85.4	44	-3	-0.1	8	0

PLAYOFFS		PASSING										RUSHING							
Date	Opp	W/L	P/S	Att	Cmp	Pct	Yds	Yds/Att	TD	Int	Lg	Sk	Lst	Rating	Att	Yds	Avg	Lg	TD
Jan 5	@ SF	L	S	43	29	67.4	342	8.0	4	1	46	2	15	112.7	0	0	0.0	0	0
Totals	0-1	1/1		43	29	67.4	342	8.0	4	1	46	2	15	112.7	0	0	0.0	0	0

2003 New York Giants		PASSING										RUSHING							
Date	Opp	W/L	P/S	Att	Cmp	Pct	Yds	Yds/Att	TD	Int	Lg	Sk	Lst	Rating	Att	Yds	Avg	Lg	TD
Sept 7	SIL	W	S	26	14	53.8	262	7.8	0	0	77	2	15	79.3	2	2	1.0	3	0
Sept 15	Dal	L	S	51	21	41.2	265	5.2	3	2	40	2	9	61.3	1	-1	-1.0	-1	0
Sept 21	@ Was	W	S	39	24	61.5	276	7.1	3	0	54	1	6	109.7	2	-3	-1.5	-1	0
Oct 5	Mia	L	S	43	31	72.1	276	6.4	0	0	32	1	8	59.8	0	0	0.0	0	0
Oct 12	@ NE	L	S	59	35	59.3	314	5.3	0	4	27	2	8	45.4	1	4	4.0	4	0
Oct 19	Phi	L	S	36	22	61.1	174	4.8	1	0	20	3	15	82.4	4	28	7.0	11	0
Oct 26	@ Min	W	S	39	23	59.0	375	9.6	2	1	51	1	8	97.7	3	1	0.3	3	0
Nov 2	@ NYJ	W	S	40	24	60.0	303	7.6	2	0	39	1	5	100.8	1	-1	-1.0	-1	0
Nov 9	Atl	L	S	40	25	62.5	202	5.1	0	2	28	2	9	54.4	0	0	0.0	0	0
Nov 16	@ Phi	L	S	44	25	56.8	268	6.1	1	1	48	3	16	72.9	1	-3	-3.0	-3	0
Nov 24	TB	L	S	34	18	52.9	160	4.7	0	2	18	3	27	41.3	2	22	11.0	22	0
Nov 30	Buf	L	S	35	17	48.6	233	6.7	1	0	77	6	35	79.8	0	0	0.0	0	0
Dec 7	Was	L	S	14	5	35.7	62	4.4	0	1	19	1	8	20.5	0	0	0.0	0	0
Dec 14	@ NO	L	DNP																
Dec 21	@ Dal	L	DNP																
Dec 28	Car	L	DNP																
Totals	4-12	13/13		500	284	56.8	3110	6.2	13	16	77	28	164	70.7	17	49	2.9	22	0

2004 Oakland Raiders		PASSING										RUSHING							
Date	Opp	W/L	P/S	Att	Cmp	Pct	Yds	Yds/Att	TD	Int	Lg	Sk	Lst	Rating	Att	Yds	Avg	Lg	TD
Sept 12	@ Phi	L	DNP																
Sept 19	Buf	W	DNP																
Sept 26	TB	W	DNP																
Oct 3	@ Hou	L	S	38	21	55.3	237	6.2	0	3	33	1	13	41.2	1	0	0.0	0	0
Oct 10	@ Ind	L	S	44	28	63.6	245	5.6	1	3	24	4	29	57.5	1	6	6.0	6	0
Oct 17	Den	L	S	31	15	48.4	136	4.4	0	1	25	4	22	47.2	0	0	0.0	0	0
Oct 24	NO	L	S	45	26	57.8	350	7.8	2	1	34	0	0	88.2	1	3	3.0	3	0
Oct 31	@ SD	L	S	39	24	61.5	263	6.7	1	2	28	1	4	68.6	0	0	0.0	0	0
Nov 7	@ Car	W	S	32	20	62.5	231	7.2	0	1	33	2	3	71.2	1	-1	-1.0	-1	0
Nov 21	SD	L	S	30	18	60.0	227	7.6	2	0	25	1	7	106.9	2	11	5.5	6	0
Nov 28	@ Den	W	S	45	26	57.8	339	7.5	4	2	63	1	5	92.7	3	7	2.3	8	0
Dec 5	KC	L	S	41	27	65.9	343	8.4	3	0	51	3	10	116.0	2	0	0.0	1	0
Dec 12	@ Atl	L	S	28	14	50.0	166	5.9	0	1	55	1	1	53.6	0	0	0.0	0	0
Dec 19	Ten	W	S	37	21	56.8	371	10.0	5	1	57	2	13	120.1	4	10	2.5	7	0
Dec 25	@ KC	L	S	37	18	48.6	217	5.9	2	1	43	2	17	73.8	0	0	0.0	0	0
Jan 2	Jax	L	S	39	15	38.5	142	3.6	0	3	27	2	8	17.3	1	0	0.0	0	0
Totals	5-11	14/13		513	289	56.3	3495	6.8	21	20	63	25	144	74.8	16	36	2.3	8	0

Front Office

Coaching Staff

COLLINS

Rookies

2008 Season

Records

History

Playoff History

Sidelines

COLLINS GAME-BY-GAME

2005 Oakland Raiders													PASSING				RUSHING			
Date	Opp	W/L	PIS	Att	Cmp	Pct	Yds	Yds/Att	TD	Int	Lg	Sk	Lst	Rating	Att	Yds	Avg	Lg	TD	
Sep8	@ NE	L	S	39	18	46.2	265	6.8	3	0	73	2	19	94.5	1	2	2.0	2	0	
Sep18	@ KC	L	S	35	21	60.0	263	7.5	1	0	64	2	8	92.9	2	11	5.5	8	0	
Sep25	@ Phi	L	S	42	24	57.1	345	8.2	2	0	36	1	1	99.8	1	-1	-1.0	-1	0	
Oct 2	@ Dal	W	S	23	13	56.5	218	9.5	0	0	79	3	14	88.7	2	-1	-0.5	0	0	
Oct 16	@ SD	L	S	48	24	50.0	292	6.1	1	1	32	4	21	60.4	0	0	0.0	0	0	
Oct 23	@ Buf	W	S	27	19	70.4	261	9.7	1	0	38	2	7	113.2	2	7	3.5	7	0	
Oct 30	@ Ten	W	S	29	17	58.6	175	8.2	3	1	44	2	6	105.3	1	-1	-1.0	-1	0	
Nov 6	@ KC	L	S	40	21	52.5	255	4.4	2	1	21	1	13	70.3	1	0	0.0	0	0	
Nov 13	@ KC	L	S	50	26	52.0	310	4.4	2	3	29	4	35	59.6	0	0	0.0	0	0	
Nov 20	@ Was	W	S	36	19	52.8	289	8.0	1	1	49	1	3	77.2	2	-2	-1.0	-1	0	
Nov 27	@ Mia	L	S	37	21	56.8	226	6.1	0	2	31	7	41	52.3	2	23	11.5	18	1	
Dec 4	@ SD	L	S	40	22	55.0	236	5.9	1	1	34	3	26	70.4	0	0	0.0	0	0	
Dec 11	@ NYJ	L	DNP																	
Dec 18	@ Cle	L	S	30	14	46.7	132	4.4	1	1	28	3	19	56.5	2	1	0.5	1	0	
Dec 24	@ Den	L	S	41	17	41.5	178	4.3	0	1	24	3	17	44.6	0	0	0.0	0	0	
Dec 31	@ NYG	L	S	48	26	54.2	331	6.9	3	0	44	3	31	96.8	1	0	0.0	0	0	
Totals			4-12	15/15	565	302	53.5	3759	6.7	20	12	79	39	261	77.3	17	39	2.3	18	1
2006 Tennessee Titans													PASSING				RUSHING			
Date	Opp	W/L	PIS	Att	Cmp	Pct	Yds	Yds/Att	TD	Int	Lg	Sk	Lst	Rating	Att	Yds	Avg	Lg	TD	
Sep10	@ NYJ	L	S	38	17	44.7	223	5.9	0	2	25	2	8	41.9	0	0	0.0	0	0	
Sep17	@ SD	L	S	19	6	31.6	57	3.0	0	2	18	0	0	1.3	0	0	0.0	0	0	
Sep24	@ Mia	L	S	33	19	57.6	269	8.2	1	2	36	2	15	68.9	0	0	0.0	0	0	
Oct 1	@ Dal	L	DNP																	
Oct 8	@ Ind	L	DNP																	
Oct 15	@ Was	W	DNP																	
Oct 29	@ Hou	W	DNP																	
Nov 5	@ Jax	L	DNP																	
Nov 12	@ Bal	L	DNP	0	0	0.0	0	0.0	0	0	0	0	0	0.0	0	0	0.0	0	0	
Nov 19	@ Phi	W	DNP																	
Nov 26	@ NYG	W	DNP																	
Dec 3	@ Ind	W	DNP																	
Dec 10	@ Hou	W	DNP																	
Dec 17	@ Jax	W	DNP																	
Dec 24	@ Buf	W	DNP																	
Dec 31	@ NE	L	DNP																	
Totals			8-8	4/3	90	42	46.7	549	6.1	1	6	36	4	23	42.3	0	0	0.0	0	0
2007 Tennessee Titans													PASSING				RUSHING			
Date	Opp	W/L	PIS	Att	Cmp	Pct	Yds	Yds/Att	TD	Int	Lg	Sk	Lst	Rating	Att	Yds	Avg	Lg	TD	
Sep9	@ Jax	W	P	0	0	0.0	0	0.0	0	0	0	1	4	0.0	0	0	0.0	0	0	
Sep16	@ Ind	L	DNP																	
Sep24	@ NO	W	P	4	4	100.0	22	5.6	0	0	8	0	0	89.6	0	0	0.0	0	0	
Oct 7	@ Atl	W	DNP																	
Oct 14	@ TB	L	P	20	10	50.0	125	6.3	0	0	42	2	20	68.8	0	0	0.0	0	0	
Oct 21	@ Hou	W	P	42	25	59.5	280	6.7	0	0	46	1	13	79.5	0	0	0.0	0	0	
Oct 28	@ Oak	W	DNP																	
Nov 4	@ Car	W	DNP																	
Nov 11	@ Jax	L	DNP																	
Nov 19	@ Den	L	DNP																	
Nov 25	@ Cin	L	DNP																	
Dec 2	@ Hou	W	DNP																	
Dec 9	@ SD	L	P	3	1	33.3	-2	-0.7	0	0	-2	1	5	42.4	0	0	0.0	0	0	
Dec 16	@ KC	W	DNP																	
Dec 23	@ NYJ	W	DNP																	
Dec 30	@ Ind	W	P	13	10	76.9	106	8.2	0	0	19	0	0	100.2	3	-3	-1.0	-1	0	
Totals			10-6	6/1	82	50	61.0	531	6.5	0	0	46	5	42	79.9	3	-3	-1.0	-1	0
PLAYOFFS													PASSING				RUSHING			
Date	Opp	W/L	PIS	Att	Cmp	Pct	Yds	Yds/Att	TD	Int	Lg	Sk	Lst	Rating	Att	Yds	Avg	Lg	TD	
Jan 6	@ SD	L	DNP																	
Totals			0-1	0/0	0	0	-	0	-	0	0	-	0	-	0	0	-	0	0	0
2008 Tennessee Titans													PASSING				RUSHING			
Date	Opp	W/L	PIS	Att	Cmp	Pct	Yds	Yds/Att	TD	Int	Lg	Sk	Lst	Rating	Att	Yds	Avg	Lg	TD	
Sep7	@ Jax	W	P	2	2	100.0	65	32.5	0	0	44	0	0	118.8	1	0	0.0	0	0	
Sep14	@ Cin	W	S	21	14	66.7	128	6.1	1	0	19	1	10	98.9	0	0	-	0	0	
Sep21	@ Min	W	S	25	13	52.0	185	7.4	1	1	37	0	0	72.9	3	30	10.0	17	0	
Sep28	@ Hou	W	S	35	18	51.4	199	5.5	0	0	28	0	0	68.6	6	2	0.3	5	0	
Oct 5	@ Bal	W	S	32	17	53.1	163	5.1	1	2	26	0	0	52.0	1	-1	-1.0	-1	0	
Oct 19	@ KC	W	S	18	11	61.1	123	6.8	0	0	28	0	0	81.5	2	-2	-1.0	-1	0	
Oct 27	@ Ind	W	S	37	24	64.9	193	5.2	0	0	23	0	0	77.9	2	-2	-1.0	-1	0	
Nov 2	@ GB	W	S	37	18	48.6	180	4.9	0	0	25	2	11	62.9	1	8	8.0	8	0	
Nov 9	@ Chi	W	S	41	30	73.2	289	7.0	2	0	25	1	5	108.7	4	-1	-0.3	0	0	
Nov 16	@ Jax	W	S	23	13	56.5	230	10.0	3	1	58	1	0	112.3	2	-2	-1.0	-1	0	
Nov 23	@ NYJ	L	S	39	21	53.8	243	6.2	1	0	37	1	7	81.5	0	0	-	0	0	
Nov 27	@ Dal	W	S	18	11	61.1	127	7.1	0	0	26	1	17	82.4	1	12	12.0	12	0	
Dec 7	@ Cle	W	S	23	14	60.9	155	6.7	2	2	28	0	0	73.6	0	0	-	0	0	
Dec 14	@ Hou	L	S	33	15	45.5	181	5.5	0	1	40	0	0	50.2	2	5	2.5	6	0	
Dec 21	@ Pit	W	S	29	20	69.0	215	7.4	1	0	34	1	10	101.9	0	0	-	0	0	
Dec 28	@ Ind	L	S	2	1	50.0	0	0.0	0	0	0	0	0	56.3	0	0	-	0	0	
Totals			13-3	16/15	415	242	58.3	2676	6.4	12	7	56	8	60	80.2	25	49	2.0	17	0
PLAYOFFS													PASSING				RUSHING			
Date	Opp	W/L	PIS	Att	Cmp	Pct	Yds	Yds/Att	TD	Int	Lg	Sk	Lst	Rating	Att	Yds	Avg	Lg	TD	
Jan 10	@ Bal	L	S	42	26	61.9	281	6.7	0	1	28	1	6	71.6	1	0	0.0	0	0	
Totals			0-1	1/1	42	26	61.9	281	6.7	0	1	28	1	6	71.6	1	0	0.0	0	0

Front Office

Coaching Staff

COLLINS

Rookies

2008 Season

Records

History

Playoff History

Sidelines

VETERANS

KERRY COLLINS' NFL STATISTICS

		PASSING										RUSHING						
Year	Team	GP/GS	Att	Cmp	Pct	Yds	Yd/Att	TD	INT	Lg	Sk	Yds	Rat	Att	Yds	Avg	Lg	TD
1995	Car.	15/13	433	214	49.4	2717	6.27	14	19	89	24	150	61.9	42	74	1.8	10	3
1996	Car.	13/12	364	204	56.0	2454	6.74	14	9	55	18	114	79.4	32	38	1.2	14	0
1997	Car.	13/13	381	200	52.5	2124	5.57	11	21	59	27	200	55.7	26	65	2.5	21	1
1998	Car./NO	11/11	353	170	48.2	2213	6.27	12	15	89	31	191	62.0	30	153	5.1	20	1
1999	NYG	10/7	331	190	57.4	2318	7.01	8	11	80	16	112	73.3	19	36	1.9	11	2
2000	NYG	16/16	529	311	58.8	3610	6.82	22	13	59	28	243	83.1	41	65	1.6	15	1
2001	NYG	16/16	568	327	57.6	3764	6.63	19	16	74	36	206	77.1	39	73	1.9	11	0
2002	NYG	16/16	545	335	61.5	4073	7.47	19	14	82	24	152	85.4	44	-3	-0.1	8	0
2003	NYG	13/13	500	284	56.8	3110	6.22	13	16	77	28	164	70.7	17	49	2.9	22	0
2004	Oak.	14/13	513	289	56.3	3495	6.81	21	20	63	25	144	74.8	16	36	2.3	8	0
2005	Oak.	15/15	565	302	53.5	3759	6.65	20	12	79	39	261	77.3	17	39	2.3	18	1
2006	Tenn.	4/3	90	42	46.7	549	6.11	1	6	36	4	23	42.3	0	0	0	0	0
2007	Tenn.	6/1	82	50	61.0	531	6.48	0	0	46	5	42	49.9	3	-3	-1.0	-1	0
2008	Tenn.	16/15	415	242	58.3	2676	6.45	12	7	56	8	60	80.2	25	49	2.0	17	0
NFL Totals		178/164	5,669	3,160	55.7	37,393	6.60	186	179	89	313	2,062	73.8	351	671	1.9	22	9

Career regular season record as starter: 79-85 (career); 7-6 (1995), 9-3 (1996), 6-7 (1997), 2-9 (1998), 2-5 (1999), 12-4 (2000), 7-9 (2001), 10-6 (2002), 4-9 (2003), 3-10 (2004), 4-11 (2005), 0-3 (2006), 1-0 (2007), 12-3 (2008)

		PASSING										RUSHING						
Year	Team	GP/GS	Att	Cmp	Pct	Yds	Yd/Att	TD	INT	Lg	Sk	Yds	Rat	Att	Yds	Avg	Lg	TD
1996	Car.	2/2	59	31	52.5	315	5.34	3	3	27	2	9	63.9	7	4	0.6	8	0
2000	NYG	3/3	97	55	56.7	618	6.37	5	6	46	5	26	67.3	11	29	2.6	9	0
2002	NYG	1/1	43	29	67.4	342	7.95	4	1	46	2	15	112.7	0	0	0.0	0	0
2007	Tenn.	0/0	0	0	0	0	0	0	0	0	0	-	0	0	0.0	0	0	0
2008	Tenn.	1/1	42	26	61.9	281	6.69	0	1	28	1	6	71.6	1	0	0.0	0	0
Playoff Totals		7/7	241	141	58.5	1,556	6.46	12	11	46	10	56	75.3	19	33	1.7	9	0

Career postseason record as starter: 3-4

Single-Game Highs

Attempts - 59 (two times, last at New England 10/12/03)
 Completions - 36 vs. Green Bay (1/6/02)
 Yards - 386 vs. Green Bay (1/6/02)
 Completion Percentage - 84.6% at St. Louis (9/15/02)
 Touchdowns - 5 (two times, last vs. Tennessee 12/19/04)
 Interceptions - 4 (five times, last at New England 10/12/03)
 Passer Rating - 158.3 at Indianapolis (12/22/02)
 Rushing Attempts - 7 at St. Louis (9/15/02)
 Rushing Yards - 38 vs. St. Louis (11/15/98)
 Longest Rush - 22 at Tampa Bay (11/24/03)
 Rushing Touchdowns - 1 vs. Miami (11/27/05)

Playoff Single-Game Highs

Attempts - 43 at San Francisco (1/5/03)
 Completions - 29 at San Francisco (1/5/03)
 Yards - 381 vs. Minnesota (1/14/01)
 Completion Percentage - 71.8% vs. Minnesota (1/14/01)
 Touchdowns - 5 vs. Minnesota (1/14/01)
 Long Pass - 46 (two times, last at San Francisco 1/5/03)
 Interceptions - 4 vs. Baltimore (1/28/01)
 Passer Rating - 121.7 vs. Minnesota (1/14/01)
 Rushing Attempts - 8 vs. Philadelphia (1/7/01)
 Rushing Yards - 17 vs. Philadelphia (1/7/01)
 Longest Rush - 9 vs. Philadelphia (1/7/01)
 Rushing Touchdowns - none



Front Office

Coaching Staff

COLLINS

Rookies

2008 Season


Records

History

Playoff History

Sidelines

48

Casey
CRAMER

FULLBACK



6'2" • 250 lbs. • Born: 1.5.82 • Exp. (NFL/Titans): 5/3 • FA - 2008 • Dartmouth
2008 GP/GS: 9/2 (Playoffs 0/0) • Career GP/GS: 36/4 (Playoffs 1/0) • Middleton, Wis.

PRO: An asset on special teams and a reserve tight end and fullback, Cramer is in his fifth season in the NFL. He spent the 2008 training camp with the Titans before being released during the final 53-man roster cut. Cramer was then signed by the Miami Dolphins and appeared in nine games with two starts last season. The Dartmouth alum was released by the Dolphins on Dec. 20, 2008, before being re-signed by the Titans prior to their Wild Card contest against Baltimore. Claimed by Tennessee off waivers from the Panthers a week before the start of the 2006 regular season, Cramer quickly served as a versatile player providing depth as a tight end and fullback, in addition to playing a prominent role on special teams. In 2005, Cramer was signed to the Panthers practice squad on Sept. 5 before being elevated to the active roster on Dec. 16, 2005. Cramer played in one contest on special teams and in the NFC Championship he saw action at fullback and on special teams. In 2004, he was signed as a free agent by the Panthers after spending 10 weeks on the Titans' practice squad and played in six contests with one start at fullback. He also spent time during training camp with the Buccaneers and the Jets. Cramer was originally selected by the Buccaneers in the seventh round (228th overall) of the 2004 NFL Draft.

TITANS TIDBITS:

- Now in his fifth season in the NFL, Cramer started his plan for life after football when he was a rookie. In four offseasons, Cramer has attended four NFL Business Management and Entrepreneurial Programs at Wharton School of the University of Pennsylvania, Harvard Business School, Stanford Graduate School of Business and Kellogg School of Management at Northwestern University. During the 2008 offseason, he attended the Kellogg program which focused on developing and selling a brand and evaluating franchise opportunities. The Dartmouth alum has also interned with Wachovia (Charlotte) in the corporate investment department and in the brokerage retail department (Nashville).
- In 2009, Cramer helped organize and lead a

workshop for financial advisers at the NFLPA conference. He educated the advisers on the intricacies of an NFL player's finances and how they could best help the group during and after their playing careers.

- During the 2008 offseason Cramer participated in a PSA campaign entitled "Raise Your Glasses" for the Nashville Opera, a program that featured 15 Nashville celebrities and personalities. Cramer, who was raised with an appreciation for the arts, was interested in the opportunity in part because of his family's experience in the performing arts. The campaign was part of an effort to raise \$12 million for educational outreach through the Fund for Artistic Excellence and the Noah Liff Opera Center, the company's first ever permanent headquarters.
- A seventh-round selection by the Buccaneers in the 2004 NFL Draft, Cramer doesn't take anything for granted in the NFL and prides himself on staying grounded. Often ridiculed by teammates, Cramer says his priority is saving his finances and growing them with investments for the future.
- Cramer serves on the Board of Directors of the Boys and Girls Club of Middle Tennessee and has been actively involved the last three years. He enjoys spending time with the kids after school and recently received the organization's Sydney F. Keeble Distinguished Service award with Kyle Vanden Bosch.
- In May 2009, Cramer held his first youth football camp in Nashville.
- Cramer has passed the Series 7 financial certification exam and is now certified to sell stocks and bonds. Cramer has taken the GMAT and is interested in business school after his NFL career.

CAREER HIGHLIGHTS:

2008 (9/2 – Miami; 0/0, 0/0 – Titans): Signed as a free agent by the Titans on Dec. 31, 2008. Played in nine games with two starts at fullback for the Miami Dolphins in 2008 and collected two receptions for three yards and a touchdown. Released by the Dolphins on Dec. 20, 2008. Was inactive for the Titans' Wild Card contest against

Front Office

Coaching Staff

CRAMER

Rookies

2008 Season

Records

History

Playoff History

Sidelines

VETERANS

Front Office

Coaching Staff

CRAMER

Rookies

2008 Season

Records

History

Playoff History

Sidelines

Baltimore (1/10).

- Against New England (11/23), saw action in a reserve role at fullback and grabbed his first career NFL touchdown reception, a two-yard pass from Chad Pennington.

2007 (5/1, 0/0 - Tennessee): Saw action in five games with one start at fullback against Carolina (11/4). Registered four special teams tackles on coverage units and led the team in special teams tackles once in 2007 (at TB). Was inactive for 11 regular season games and the playoff contest at San Diego.

- At Tampa Bay (10/14), saw action in a reserve role at tight end and fullback. Led the team with two special teams tackles.

2006 (15/0 - Tennessee): Played in 15 games after being claimed off waivers (Carolina) by Titans on Sept. 3. Cramer recorded a career-high two receptions for eight yards. On special teams he tied for fourth on the team with 15 special teams tackles, two fumble recoveries and blocked one punt. He was inactive one contest (11/12 against Baltimore).

- At Miami (9/24), posted first career reception for six yards.

• Named AFC Special Teams Player of Week after posting team-high three tackles on special teams, one fumble recovery and blocked punt at Washington (10/15).

2005 (1/0, 1/1 - Carolina): Waived during training camp by Panthers (9/3) before being signed to practice squad, where he spent first 13 games of season. Signed to 53-man roster (12/16) and played in one regular season contest at New Orleans (12/18). Was inactive versus Dallas (12/24), at Atlanta (1/1), NFC Wild Card game at New York Giants (1/8) and in NFC Divisional Playoffs at Chicago (1/15).

- In NFC Championship at Seattle (1/22), saw action as reserve fullback and on special teams.

2004 (6/1 - Carolina): Played in six games with one start and was inactive for one contest. Played key role in running back Nick Goings' career-high 821 rushing yards and five touchdowns. Saw action on special teams. Spent time with Buccaneers, Jets and Titans before signing with Panthers (11/17).

- Against New Orleans (1/2), recorded first career start and contributed to an offensive effort that produced 360 total yards.

COLLEGE:

- Ranks first in Dartmouth history with 21 touchdown receptions and second in school annals with 185 catches for 2,477 yards. Appeared in 39 games with 33 starts and led all college tight ends with 72 receptions for 1,017 yards and seven touchdowns as junior in 2002. Posted 11 career games with 100 yards or more of receiving.
- Cramer served as Dartmouth's backup punter for away games during his career and even lined up as an option quarterback for a few plays as a sophomore when three of the team's quarterbacks were lost to injuries.
- Graduated in May of 2004 with degree in psychology.

PERSONAL:

- Single, splits time between Nashville and Middleton, Wis.
- Earned eight varsity letters in football, basketball and track at Middleton (Wis.) HS and selected as team captain in all three sports. Played three different positions on football team (tight end, linebacker and punter). Earned All-Conference and All-Area in football and basketball and honorable mention All-State as a senior.
- Enjoys speaking at numerous local Fellowship of Christian Athletes team huddles about the importance of faith and character.
- Hobbies include golf, yoga and Frisbee golf.
- List of favorites: (movie) "Forest Gump"; (music artist) Cool Hand Luke; (actor/actress) Chris Farley/Scarlett Johansson; (book) "Wild at Heart"; (food) Johnsonville brats and sauerkraut; (car) 2004 Toyota Camry; (vacation getaway) Wisconsin Dells.
- Born Casey Ross Cramer on Jan. 5, 1982 in Madison, Wis.

CRAMER GAME-BY-GAME

2004 Carolina Panthers										2007 Tennessee Titans																				
Date	Opp	W/L	P/S	Rec	Yds	Avg	Long	TD	No	Yds	Avg	Long	TD	Date	Opp	W/L	P/S	Rec	Yds	Avg	Long	TD	No	Yds	Avg	Long	TD			
Nov 21	Ari	W	p	0	0	0.0	0	0	0	0	0.0	0	0	Sept 9	@ Jax	W	IA													
Nov 28	TB	W	p	0	0	0.0	0	0	0	0	0.0	0	0	Sept 16	Ind	L	IA													
Dec 5	@ NO	W	p	0	0	0.0	0	0	0	0	0.0	0	0	Sept 24	@ NO	W	IA													
Dec 12	Sil	W	p	0	0	0.0	0	0	0	0	0.0	0	0	Oct 7	All	W	IA													
Dec 18	@ All	L	IA											Oct 14	@ TB	L	p	0	0	0.0	0	0	0	0	0.0	0	0			
Dec 26	@ TB	W	p	0	0	0.0	0	0	0	0	0.0	0	0	Oct 21	@ Hou	W	IA													
Jan 02	NO	L	S	0	0	0.0	0	0	0	0	0.0	0	0	Oct 28	Oak	W	p	0	0	0.0	0	0	1	13	13.0	13	0			
Totals				7.9	671	0	0	0	0	0	0	0.0	0	0	Nov 4	Car	W	S	0	0	0.0	0	0	0	0	0.0	0	0		
* Not on Panthers' roster from Sept. 13 - Nov. 14														Nov 11	Jax	L	p	0	0	0.0	0	0	0	0	0.0	0	0			
														Nov 19	@ Den	L	IA													
														Nov 25	@ Cin	L	p	0	0	0.0	0	0	0	0	0.0	0	0			
														Dec 2	Hou	W	IA													
														Dec 9	SD	L	IA													
														Dec 16	@ KC	W	IA													
														Dec 23	NYJ	W	IA													
														Dec 30	@ Ind	W	IA													
														Totals				10.6	571	0	0	0	0	0	0.0	0	0			
														1	13	13.0	13	0	0											
														2005 Carolina Panthers																
Date	Opp	W/L	P/S	Rec	Yds	Avg	Long	TD	No	Yds	Avg	Long	TD	Date	Opp	W/L	P/S	Rec	Yds	Avg	Long	TD	No	Yds	Avg	Long	TD			
Dec 18	@ NO	W	p	0	0	0.0	0	0	0	0	0.0	0	0	Jan 1	Dal	L	IA													
Dec 24	Dal	L	IA											Jan 22	@ All	W	IA													
Jan 4	@ All	W	IA											Totals				11.5	710	0	0	0	0	0	0.0	0	0			
Totals				11.5	710	0	0	0	0	0	0	0.0	0	0	Playoffs															
														Date	Opp	W/L	P/S	Rec	Yds	Avg	Long	TD	No	Yds	Avg	Long	TD			
														Jan 8	@ NYG	W	IA													
														Jan 15	@ Chi	W	IA													
														Jan 22	@ Sea	L	p	0	0	0.0	0	0	0	0	0.0	0	0			
														Totals				2.1	70	0	0	0	0	0	0.0	0	0			
														* On Panthers' practice squad from Sept. 11 - Dec. 11																
														2006 Tennessee Titans																
Date	Opp	W/L	P/S	Rec	Yds	Avg	Long	TD	No	Yds	Avg	Long	TD	Date	Opp	W/L	P/S	Rec	Yds	Avg	Long	TD	No	Yds	Avg	Long	TD			
Sept 10	NYJ	L	p	0	0	0.0	0	0	0	0	0.0	0	0	Sept 14	@ Arz	L	p	0	0	0.0	0	0	0	0	0.0	0	0			
Sept 17	@ SD	L	p	0	0	0.0	0	0	1	10	10.0	10	0	Sept 21	@ NE	W	S	0	0	0.0	0	0	0	0	0.0	0	0			
Sept 24	@ Mia	L	p	1	6	6.0	6	0	1	21	21.0	21	0	Oct 5	SD	W	p	0	0	0.0	0	0	0	0	0.0	0	0			
Oct 1	Dal	L	p	0	0	0.0	0	0	1	6	6.0	6	0	Oct 12	@ Hou	L	S	1	1	1.0	1	0	0	0	0.0	0	0			
Oct 8	@ Ind	L	p	0	0	0.0	0	0	0	0	0.0	0	0	Oct 19	Bal	L	IA													
Oct 15	@ Was	W	p	0	0	0.0	0	0	0	0	0.0	0	0	Oct 26	@ Buf	W	IA													
Oct 29	Hou	W	p	0	0	0.0	0	0	0	0	0.0	0	0	Nov 2	@ Den	W	IA													
Nov 5	@ Jax	L	p	0	0	0.0	0	0	0	0	0.0	0	0	Nov 9	Sea	W	p	0	0	0.0	0	0	0	0	0.0	0	0			
Nov 12	Bal	L	IA											Nov 16	Oak	W	p	0	0	0.0	0	0	0	0	0.0	0	0			
Nov 19	@ Phi	W	p	0	0	0.0	0	0	0	0	0.0	0	0	Nov 23	NE	L	p	1	2	2.0	2t	1	0	0	0.0	0	0			
Nov 26	NYG	W	p	0	0	0.0	0	0	0	0	0.0	0	0	Nov 30	@ Sil	W	p	0	0	0.0	0	0	0	0	0.0	0	0			
Dec 3	Ind	W	p	0	0	0.0	0	0	0	0	0.0	0	0	Dec 7	@ Buf	W	p	0	0	0.0	0	0	0	0	0.0	0	0			
Dec 10	@ Hou	W	p	1	2	2.0	2	0	0	0	0.0	0	0	Dec 14	SF	W	IA													
Dec 17	Jax	W	p	0	0	0.0	0	0	0	0	0.0	0	0	Dec 21	@ KC	W	Released 12/20/08													
Dec 24	@ Buf	W	p	0	0	0.0	0	0	0	0	0.0	0	0	Totals				10.4	92	2	3	1.5	2t	1	0	0	0	0		
Dec 31	NE	L	p	0	0	0.0	0	0	0	0	0.0	0	0	Playoffs																
Totals				8.8	150	2	8	4.0	6	0	1	3	37	12.3	21	0	Jan 10	Bal	L	IA										
														Totals				0.1	0	0	0	0	0	0	0.0	0	0			
														* First 14 games with Miami; final game with Tennessee																

CASEY CRAMER'S NFL STATISTICS

Year	Team	GP	GS	RECEIVING			RUSHING								
				No	Yds	Avg	Lg	TD	Att	Yds	Avg	Lg	TD		
2004	Carolina	6	1	0	0	0.0	0	0	0	0	0	0	0	0	0
2005	Carolina	1	0	0	0	0.0	0	0	0	0	0	0	0	0	0
2006	Tennessee	15	0	2	8	4.0	6	0	0	0	0	0	0	0	0
2007	Tennessee	5	1	0	0	0.0	0	0	0	0	0	0	0	0	0
2008	Mia./Tenn.	9	2	2	3	1.5	2t	1	0	0	0	0	0	0	0
NFL Totals		36	4	4	11	2.8	6	1	0	0	0.0	0	0	0	0

Year	Team	GP	GS	RECEIVING			RUSHING								
				No	Yds	Avg	Lg	TD	Att	Yds	Avg	Lg	TD		
2005	Carolina	1	0	0	0	0.0	0	0	0	0	0	0	0	0	0
2007	Tennessee	0	0	0	0	0.0	0	0	0	0	0	0	0	0	0
2008	Tennessee	0	0	0	0	0.0	0	0	0	0	0	0	0	0	0
NFL Totals		1	0	0	0	0.0	0	0	0	0	0.0	0	0	0	0

Single-Game Highs

Receptions - 1 (four times, last vs. New England (11/23/08))
 Receiving Yards - 6 at Miami (9/24/06)
 Longest Reception - 6 at Miami (9/24/06)
 Touchdown - 1 vs. New England (11/23/08)

Additional Statistics

Blocked punt for safety at Washington (10/15/06)
 Kickoff Returns - 3 for 37 yards (2006); 1 for 13 yards (2007)
 Tackles - 1 (2006)
 Special Teams Tackles - 15 (2006); 4 (2007); 5 (2008)

VETERANS

Front Office

Coaching Staff

CRUMPLER

Rookies

2008 Season

Records

History

Playoff History

Sidelines

83



Alge CRUMPLER



TIGHT END

PRO BOWLS

6'2" • 262 lbs. • Born: 12.23.77 • Exp. (NFL/Titans): 9/2 • UFA (Atl) - 2008 • North Carolina
2008 GP/GS: 15/15 (Playoffs 1/1) • Career GP/GS: 123/108 (Playoffs 5/5) • Wilmington, N.C.



PRO: Alge Crumpler, a multi-dimensional tight end that signed with Tennessee as a free agent in the 2008 offseason, enters his second campaign in a Titans uniform in 2009. The ninth-year veteran and four-time Pro Bowler looks is a reliable receiving option in the Tennessee aerial attack. In 2008, he started all 15 games in which he appeared and snared 24 receptions for 257 yards and a touchdown. Prior to joining the Titans, Crumpler spent seven seasons with the Atlanta Falcons, appearing in 108 games with 93 starts and notching 316 receptions for 4,212 yards and 35 touchdowns. The 6-foot-2-inch, 262-pounder has the ability to stretch the field as he ranks first in average yards per reception (minimum 200 catches) among all active NFL tight ends. In addition to his pass-catching skills, Crumpler is also known for his physical presence at the line of scrimmage, having been a key blocker for a Falcons offense that led the NFL in rushing in three out of his last four seasons. The hard-working veteran enjoyed one of his best seasons in 2005 when he registered career-highs with 65 receptions and 877 yards. He followed that campaign up with a career-best eight touchdown receptions in 2006. Crumpler was originally drafted by the Falcons in the second round (35th overall) of the 2001 NFL Draft.

with the Buffalo Bills. His older brother, Carlester Jr., was an All-American selection at East Carolina and played for the Seattle Seahawks (1994-99) and the Minnesota Vikings (1999).

- Crumpler was given the first name Algernon after his father's favorite book "Flowers for Algernon."
- Crumpler has been extremely philanthropic throughout his career. He serves as the honorary chair for the Boys and Girls Club capital campaign in his hometown of Greenville, N.C. and is involved in numerous charitable endeavors in the Atlanta area.
- Crumpler proudly serves on the Educational Foundation Advisory Board at his alma mater, the University of North Carolina.

CAREER HIGHLIGHTS:

- **2008 (15/15, 1/1 - Tennessee):** In his first season with the Titans, started all 15 games in which he appeared and grabbed 24 receptions for 257 receiving yards and a touchdown. Tied for the team lead in receptions once in 2008 (at DET).
- **At Baltimore (10/5),** grabbed two receptions for 15 yards and a touchdown in the Titans' 13-10 comeback victory over the Ravens. Gave the Titans a 13-10 lead with an 11-yard touchdown reception with 1:56 remaining in the fourth quarter.

CRUMPLER FIRST IN AVG. PER REC.

Among active NFL tight ends, Titans tight end **Alge Crumpler** ranks first in average yards per reception (minimum 200 receptions).

Highest Average Yards Per Reception Among Active Tight Ends (minimum 200 career receptions):

Player	Rec	Yds	Avg	Lg	TD
1. Alge Crumpler	340	4,469	13.1	63	36
2. Antonio Gates	400	5,066	12.7	72t	51
3. Marcus Pollard	349	4,280	12.3	86t	40
4. Dallas Clark	256	3,082	12.0	80t	31
5. Tony Gonzalez	916	10,940	11.9	73t	76
6. Jason Witten	429	4,935	11.5	53	25
7. Todd Heap	374	4,300	11.5	48	30
8. Desmond Clark	303	3,434	11.3	52	25
9. Billy Miller	200	2,248	11.2	57	10
10. Kellen Winslow	219	2,459	11.2	49	11

- At Kansas City (10/19), snared two receptions for a season-high 38 yards in the Titans' commanding 34-10 road victory over the Chiefs. Set up the Titans' first touchdown of the game with a 28-yard reception down to the Chiefs' six-yard line in the first quarter.
- Against Indianapolis (10/27), snared a season-best four receptions for 35 yards in the Titans' 31-21 victory over the Colts on Monday Night Football.
- At Chicago (11/9), registered three receptions for 35 yards in the Titans' 21-14 road win. Hauled in a 20-yard catch over the middle late in the first quarter.
- Against Pittsburgh (12/21), snared three catches for 30 yards in the Titans' 31-14 victory.
- At Baltimore (1/10), started at tight end and grabbed two receptions for nine yards.

2007 (14/10 – Atlanta): Saw action in 14 games with 10 starts and collected 42 receptions for 444 yards (10.6 avg.) while scoring five touchdowns.

- At Carolina (11/11), hauled in two catches for 39 yards with one touchdown. Snared the game-winning 30-yard touchdown reception with 20 seconds remaining in the game. His touchdown reception also gave him over 4,000 (4,010) career receiving yards.
- At St. Louis (12/2), registered season highs in receptions (seven) and receiving yards (65). His 21-yard catch-and-run in the fourth quarter converted a third-and-20 late in the contest. Became the Falcons all-time receiving leader at tight end with his 306th career reception, a three-yard grab, earlier in the fourth quarter.

2006 (16/16 – Atlanta): Started all 16 games at tight end for the second consecutive season and led the team with 780 receiving yards, 56 catches and a career-high eight touchdowns. Was named to his fourth consecutive Pro Bowl. His eight touchdowns and 13 catches of 20 or more yards ranked second among NFL tight ends.

- Against Pittsburgh (10/22), earned NFL Offensive Player of the Week honors after posting a career-high three touchdown catches, in addition to 117 receiving yards on six receptions (19.5 avg.). His 117 receiving yards marked his second highest career total behind a 118-yard effort vs. Tampa Bay (11/14/04).

2005 (16/16 – Atlanta): Started all 16 games at tight end, leading the team with a career-high 65 receptions for a career-high 877 yards and five touchdowns as he was named to his third consecutive Pro Bowl. His 65 receptions and 877 receiving yards surpassed his totals from 2004, setting new franchise records in both categories for his position. Ranked second among NFL tight ends with 15 catches of 20 or more yards and 13.5 average yards per catch, while also ranking fourth in receiving yards (877) and tied for second in receptions (65).

- At Detroit (11/24), registered 104 receiving yards and tied career-highs with seven receptions and two touchdown catches.

2004 (14/14, 2/2 – Atlanta): Started all 14 games he played in and recorded 48 receptions for 774 yards and a then career-high six touchdowns, earning his second Pro Bowl nod. Led or tied for the team lead in receiving nine times and caught at least one pass in every game played. Had 17 catches of 20 or more yards to place him second among NFL tight ends, while finishing eighth in receptions (48), sixth in yards receiving (774), first in average yardage per catch (16.1) and tied for fifth in touchdowns (6).

- Against Tampa Bay (11/14), set a career-high with 118 receiving yards on four receptions, which was the first 100-yard receiving game of his career.
- Against New Orleans (11/28), totaled four receptions for 103 yards, including the game-winner from 20 yards out. All four catches went for over 20 yards (24, 32, 27, 20). Named NFC Offensive Player of the Week for the first time in his career for his efforts.
- Against St. Louis (1/15) in the NFC Divisional Playoff Game, had two catches for 22 yards and a touchdown.

2003 (16/16 – Atlanta): Started all 16 games at tight end for the first time in his career and finished with the most catches (44) and yards (552) for a Falcons tight end since Junior Miller (1980) had 46 receptions for 574 yards. Also tallied three touchdown receptions. Helped the Falcons' rushing attack to their fourth-highest per-carry average in franchise history (4.48).

- At Carolina (9/28), hauled in three receptions for 76 yards, including a career-long 63-yard catch.

2002 (16/9, 2/2 – Atlanta): Played in 16 games with nine starts and totaled 36 receptions for 455 yards with five touchdowns. Caught at least one pass in 15 games and tallied three or more receptions in a game on six occasions.

- At Philadelphia in the NFC Divisional Playoff Game (1/11), tallied four receptions for 62 yards.

2001 (16/12 – Atlanta): Started 12 of 16 games at tight end, recording 25 receptions for 330 yards (13.2 avg.) and three touchdowns with a long reception of 57 yards.

- Against Carolina (9/23), made first start of his career and caught two passes for 13 yards when the team opened with a two tight end set.
- At New Orleans (10/21), scored the first touchdown of his career on a 57-yard reception for the Falcons first score of the game. Finished with a team-high five receptions for 78 yards.
- Against Dallas (11/11), was on the receiving end of Michael Vick's first career touchdown pass of five yards.

VETERANS

Front Office

Coaching Staff

CRUMPLER

Rookies

2008 Season

Records

History

Playoff History

Sidelines

COLLEGE:

- At North Carolina, played in 44 career games with 32 starts and snared 68 receptions for 760 yards and five touchdowns. Was named All-ACC first-team during his last three seasons at North Carolina.
- As a senior, was one of three finalists for the John Mackey Award, which is given to the top tight end in college football, after catching 23 passes for 287 yards with one touchdown and adding 45 knockdown blocks.
- Hauled in 20 passes for 191 yards with 45 knockdowns as a junior.
- During his sophomore campaign, caught a career-high 24 passes for 278 yards with four scores.
- Named co-recipient of the Tar Heels' Most Outstanding Special Teams Player award after registering nine tackles and two fumble recoveries on special teams as a freshman.
- Majored in communications at North Carolina.

PERSONAL:

- Married to Jenn, couple splits time between Nashville and Atlanta with daughters, Kendal, Ava and Campbell.
- All-Mideast AAAA Conference choice as a linebacker and tight end at New Hanover (Wilmington, N.C.) High School, playing every position on the field except quarterback and guard during his three-year prep-career. Led the team in tackles with an average of 11 per contest as a senior linebacker.
- Three-time state champion in the discus and title holder in the shot put for the school's track team in 1996.
- Fans can follow Crumpler on Twitter at GetCrump.
- List of favorites: (movie) "The Negotiator"; (TV show) "SportsCenter"; (actor) Samuel L. Jackson; (actress) Halle Berry; (vacation getaway) Bahamas; (hobby) playing golf; (candy) Snickers; and (food) grilled salmon.
- Born Algernon Darius Crumpler on Dec. 23, 1977 in Greenville, N.C.

CRUMPLER GAME-BY-GAME

2001 Atlanta Falcons		RECEIVING						
Date	Opp	W/L	P/S	Rec	Yds	Avg	LG	TD
Sept 9	@ SF	L	p	0	0	0.0	0	0
Sept 23	Car	W	S	2	13	6.5	9	0
Sept 30	@ Ari	W	S	0	0	0.0	0	0
Oct 7	Chi	L	S	2	46	23.0	30	0
Oct 14	SF	L	S	2	58	29.0	47	0
Oct 21	@ NO	W	p	5	78	15.6	57	1
Nov 4	NE	L	S	2	20	10.0	13	0
Nov 11	Dal	W	S	1	9	9.0	9	1
Nov 18	@ GB	W	S	2	10	5.0	6	0
Nov 25	@ Car	W	S	2	9	4.5	6	0
Dec 2	Sil	L	S	3	11	3.7	6	0
Dec 9	NO	L	p	0	0	0.0	0	0
Dec 16	@ Ind	L	S	1	15	15.0	15	0
Dec 23	Buf	W	S	2	54	27.0	49	1
Dec 30	@ Mia	L	p	0	0	0.0	0	0
Jan 6	@ Sil	L	S	1	7	7.0	7	0
Totals		7-9	16/12	25	330	13.2	57	3

2002 Atlanta Falcons		RECEIVING						
Date	Opp	W/L	P/S	No	Yds	Avg	Lg	TD
Sept 8	@ GB	L	p	2	14	7.0	12	1
Sept 15	Chi	L	S	3	28	9.3	12	0
Sept 22	Cin	W	S	1	15	15.0	15	0
Oct 6	TB	L	S	1	9	9.0	9	0
Oct 13	@ NYG	W	p	2	39	19.5	30	0
Oct 20	Car	W	S	2	36	18.0	22	0
Oct 27	@ NO	W	p	4	62	15.5	33	0
Nov 3	Bal	W	S	1	11	11.0	11	0
Nov 10	@ Pit	T	S	2	25	12.5	21	0
Nov 17	NO	W	S	3	21	7.0	17	1
Nov 24	@ Car	W	p	3	25	8.3	16	1
Dec 1	@ Min	W	S	3	36	12.0	16	0
Dec 8	TB	L	S	2	25	12.5	20	1
Dec 15	Sea	L	p	5	75	15.0	20	1
Dec 22	Det	W	p	0	0	0.0	0	0
Dec 29	@ Cle	L	S	2	34	17.0	18	0
Totals		9-6-1	16/9	36	455	12.6	33	5
Playoffs								
Jan 4	@ GB	W	S	1	9	9.0	9	0
Jan 11	@ Phi	L	S	4	62	15.5	25	0
Totals		1-1	2/2	5	71	14.2	25	0

2003 Atlanta Falcons		RECEIVING						
Date	Opp	W/L	P/S	No	Yds	Avg	Lg	TD
Sept 7	@ Dal	W	S	5	94	18.8	41	1
Sept 14	Was	L	S	4	54	13.5	28	1
Sept 21	TB	L	S	3	31	10.3	21	0
Sept 28	@ Car	L	S	3	76	25.3	63	0
Oct 5	Min	L	S	4	31	7.8	12	0
Oct 13	@ Sil	L	S	2	30	15.0	24	0
Oct 19	NO	L	S	2	37	18.5	31	0
Nov 2	Phi	L	S	1	10	10.0	10	0
Nov 9	@ NYG	W	S	2	21	10.5	11	0
Nov 16	@ NO	L	S	1	10	10.0	10	0
Nov 23	Ten	L	S	2	18	9.0	12	0
Nov 30	@ Hou	L	S	4	48	12.0	24	0
Dec 7	Car	W	S	5	57	11.4	19	0
Dec 14	@ Ind	L	S	2	2	1.0	2	0
Dec 20	@ TB	W	S	1	6	6.0	6	1
Dec 28	@ Jac	W	S	3	27	9.0	10	0
Totals		5-11	16/16	44	552	12.5	63	3

2004 Atlanta Falcons		RECEIVING						
Date	Opp	W/L	P/S	No	Yds	Avg	Lg	TD
Sept 12	@ SF	W	S	6	82	13.7	22	1
Sept 19	Sil	W	S	3	49	16.3	33	0
Sept 26	Ari	W	S	2	34	17.0	22	0
Oct 3	@ Car	W	S	5	85	17.0	29	0
Oct 10	Det	L	S	1	24	24.0	24	0
Oct 17	SD	W	S	4	54	13.5	20	1
Oct 24	@ KC	L	S	3	27	9.0	14	0
Oct 31	@ Den	W	S	7	86	12.3	27	0
Nov 14	TB	W	S	4	118	29.5	49	1
Nov 21	@ NYG	W	S	4	47	11.8	21	2
Nov 28	NO	W	S	4	103	25.8	32	1
Dec 5	@ TB	L	S	1	5	5.0	5	0
Dec 12	Oak	W	S	1	22	22.0	22	0
Dec 18	Car	W	S	3	38	12.7	17	0
Dec 26	@ NO	L	IA					
Jan 2	@ Sea	L	IA					
Totals		11-5	14/14	48	774	16.1	49	6
Playoffs								
Jan 15	Sil	W	S	2	22	11.0	18	1
Jan 23	@ Phi	L	S	4	49	12.3	31	0
Totals		1-1	2/2	6	71	11.8	31	1

CRUMPLER GAME-BY-GAME

2005 Atlanta Falcons										2007 Atlanta Falcons											
Date	Opp	W/L	P/S	No	Yds	Avg	Lg	TD		Date	Opp	W/L	P/S	No	Yds	Avg	Lg	TD			
Sept 12	@ Phi	L	S	4	54	13.5	24	0		Sept 9	@ Min	L	S	4	40	10.0	14	0			
Sept 18	@ Sea	L	S	3	53	17.7	30	0		Sept 16	@ Jac	L	S	3	53	17.7	35	0			
Sept 25	@ Buf	W	S	3	35	11.7	21	0		Sept 23	@ Car	L	S	6	63	10.5	21	1			
Oct 2	Min	W	S	3	16	5.3	13	1		Sept 30	Hou	W	p	3	34	11.3	14	0			
Oct 9	NE	L	S	6	99	16.5	28	1		Oct 7	@ Ten	L	S	2	4	2.0	6	0			
Oct 16	NO	W	S	4	52	13.0	21	0		Oct 15	@ NVG	L	S	1	9	9.0	9	0			
Oct 24	NYJ	W	S	4	66	16.5	23	0		Oct 21	@ NO	L	IA								
Nov 6	Mia	W	S	6	65	10.8	19	0		Nov 4	SF	W	IA								
Nov 13	GB	L	S	5	40	8.0	13	0		Nov 11	@ Car	W	p	2	39	19.5	30	1			
Nov 20	TB	L	S	5	49	9.8	20	1		Nov 18	TB	L	p	3	28	9.3	12	0			
Nov 24	@ Det	W	S	7	104	14.9	32	2		Nov 22	Ind	L	p	3	14	4.7	6	0			
Dec 4	@ Car	L	S	3	52	17.3	32	0		Dec 2	@ Sill	L	S	7	65	9.3	21	0			
Dec 12	NO	W	S	3	94	31.3	48	0		Dec 10	NO	L	S	3	16	5.3	7	0			
Dec 18	@ Chi	L	S	2	14	7.0	11	0		Dec 16	@ TB	L	S	0	0	0.0	0	0			
Dec 24	@ TB	L	S	4	63	15.8	27	0		Dec 23	@ Ari	L	S	2	12	6.0	7	1			
Jan 1	Car	L	S	3	21	7.0	11	0		Dec 30	Sea	W	S	3	67	22.3	55	2			
Totals				8-8	16/16	65	877	13.5	48	5	Totals				4-12	14/10	42	444	10.6	55	5

2006 Atlanta Falcons										2008 Tennessee Titans											
Date	Opp	W/L	P/S	No	Yds	Avg	Lg	TD		Date	Opp	W/L	P/S	No	Yds	Avg	Lg	TD			
Sept 10	@ Car	W	S	3	27	9.0	16	1		Sept 7	Jax	W	S	1	4	4.0	4	0			
Sept 17	TB	W	S	1	22	22.0	22	0		Sept 14	@ Cin	W	S	2	16	8.0	9	0			
Sept 25	@ NO	L	S	5	49	9.8	17	0		Sept 21	Hou	W	S	2	26	13.0	14	0			
Oct 1	Ari	W	S	2	30	15.0	30	0		Sept 28	Min	W	S	0	0	-	0	0			
Oct 15	NYG	L	S	5	66	13.2	24	0		Oct 5	@ Bal	W	S	2	15	7.5	11	1			
Oct 22	Pit	W	S	6	117	19.5	31	3		Oct 19	@ KC	W	S	2	38	19.0	28	0			
Oct 29	@ Cin	W	S	4	72	18.0	22	1		Oct 27	Ind	W	S	4	35	8.8	11	0			
Nov 5	@ Det	L	S	4	47	11.8	19	1		Nov 2	GB	W	S	0	0	-	0	0			
Nov 12	Cle	L	S	4	37	9.3	14	0		Nov 9	@ Chi	W	S	3	35	11.7	20	0			
Nov 19	@ Bal	L	S	2	16	8.0	9	0		Nov 16	@ Jax	W	S	1	8	8.0	8	0			
Nov 26	NO	L	S	1	43	43.0	43	0		Nov 23	NYJ	L	S	1	8	8.0	8	0			
Dec 3	@ Was	W	S	2	62	31.0	46	1		Nov 27	@ Det	W	S	2	22	11.0	11	0			
Dec 10	@ TB	W	S	3	30	10.0	13	0		Dec 7	Cle	W	S	1	20	20.0	20	0			
Dec 16	Dal	L	S	5	59	11.8	26	0		Dec 14	@ Hou	L	S	0	0	-	0	0			
Dec 24	Car	L	S	3	39	13.0	19	0		Dec 21	Pit	W	S	3	30	10.0	11	0			
Dec 31	@ Phi	L	S	6	64	10.7	22	1		Dec 28	@ Ind	L	DNP								
Totals				7-9	16/16	56	780	13.9	46	8	Totals				13-3	15/15	24	257	10.7	28	1

2008 Tennessee Titans Playoffs										
Date	Opp	W/L	P/S	No	Yds	Avg	Lg	TD		
Jan 10	Bal	L	S	2	9	4.5	7	0		
Totals				0-1	1/1	2	9	4.5	7	0

ALGE CRUMPLER'S NFL STATISTICS

Year	Team	GP	GS	RECEIVING					RUSHING				
				No	Yds	Avg	Lg	TD	Att	Yds	Avg	Lg	TD
2001	Atlanta	16	12	25	330	13.2	57	3	0	0	0.0	0	0
2002	Atlanta	16	9	36	455	12.6	33	5	0	0	0.0	0	0
2003	Atlanta	16	16	44	552	12.5	63	3	0	0	0.0	0	0
2004	Atlanta	14	14	48	774	16.1	49	6	0	0	0.0	0	0
2005	Atlanta	16	16	65	877	13.5	48	5	0	0	0.0	0	0
2006	Atlanta	16	16	56	780	13.9	46	8	0	0	0.0	0	0
2007	Atlanta	14	10	42	444	10.6	55	5	0	0	0.0	0	0
2008	Tennessee	15	15	24	257	10.7	28	1	0	0	0.0	0	0
NFL Totals		123	108	340	4,469	13.1	63	36	0	0	0.0	0	0

Year	Team	GP	GS	RECEIVING					RUSHING				
				No	Yds	Avg	Lg	TD	Att	Yds	Avg	Lg	TD
2002	Atlanta	2	2	5	71	14.2	25	0	0	0	0.0	0	0
2004	Atlanta	2	2	6	71	11.8	31	1	0	0	0.0	0	0
2008	Tennessee	1	1	2	9	4.5	7	0	0	0	0.0	0	0
Playoff Totals		5	5	13	151	11.6	31	1	0	0	0.0	0	0

Single-Game Highs		Playoff Single-Game Highs	
Receptions - 7	(three times, last at St. Louis 12/2/07)	Receptions - 4	at Philadelphia (1/11/03)
Receiving yards - 118	vs. Tampa Bay (11/14/04)	Receiving Yards - 62	at Philadelphia (1/11/03)
Long Reception - 63	at Carolina (9/28/03)	Long Reception - 31	at Philadelphia (1/23/05)
Touchdowns - 3	vs. Pittsburgh (10/22/06)	Touchdowns - 1	at St. Louis (1/15/05)

VETERANS

Front Office

Coaching Staff

DATISH/
C. DAVIS

Rookies

2008 Season

Records

History

Playoff History

Sidelines

67



**Doug
DATISH**

CENTER/GUARD



6'4" • 305 lbs. • Born: 8.1.83 • Exp. (NFL/Titans): 2/1 • FA - 2008 • Ohio State
2008 GP/GS: 0/0 (Playoffs 0/0) • Career GP/GS: 0/0 (Playoffs 0/0) • Warren, Ohio

PRO: Doug Datish, an interior offensive lineman with impressive size and strength, adds depth at center and is capable of playing guard for the Titans. He is in his first full season with the Titans. He spent the 2007 season in Atlanta on injured reserve after breaking his wrist in the preseason and then was acquired by the Indianapolis Colts off waivers on June 26, 2008. Released by the Colts on July 12, 2008, he was then re-signed by the Falcons on Aug. 7 and released Aug. 31. The Titans added him to the practice squad on Dec. 23, 2008 and re-signed him at the conclusion of the season. Datish originally was selected in the sixth round (198th overall) of the 2007 NFL Draft by the Falcons.

TITANS TIDBITS:

- After earning his bachelor's degree in history early at Ohio State, Datish began work on a master's degree with an emphasis on U.S. military studies and a minor in national security and intelligence. He needs only to write his thesis to complete the degree, which he hopes one day to use working for the U.S. State Department.

COLLEGE:

- Earned All-Big Ten Conference first-team honors from the league's coaches and media at Ohio State following his senior season.

- As senior (2006), helped Buckeyes average 384.5 yards per game and did not personally allow any sacks or pressures. Protected Heisman Trophy winning quarterback Troy Smith.
- Graduated in December 2005 with degree in history.

PERSONAL:

- Married to Karli.
- At Howland (Warren, Ohio) High School, earned first-team All-Ohio honors as senior and played both offense and defense.
- Father, Mike, played for Ohio State in 1975 when the Buckeyes posted 11-1 record and went to Rose Bowl.
- Enjoys reading non-fiction and military-themed books.
- Has two Maltese dogs, Windsor and Bentley.
- List of favorites: (movie) "Patton"; (TV show) "Rescue Me"; (actors) Steven Seagal and Angelina Jolie; (music artist or group) Pink Floyd; (food) Romanian food; (vacation spot) St. Lucia; (school subject) history; (car) Chevy Tahoe; (video game) Final Fantasy VII; (sports hero) Mike Webster; and (author) John Guilmartin.
- Born Douglas Michael Datish on Aug. 1, 1983 in Warren, Ohio.

17



**Chris
DAVIS**

WIDE RECEIVER



5'10" • 181 lbs. • Born: 1.23.84 • Exp. (NFL/Titans): 3/3 • D4b - 2007 • Florida State
2008 GP/GS: 5/0 (Playoffs 0/0) • Career GP/GS: 17/0 (Playoffs 1/0) • St. Petersburg, Fla.

PRO: A dynamic weapon with the versatility to play wide receiver and return kicks, Chris Davis is one of the promising young contributors on the Titans roster. He uses his 5-foot-10 frame to his

advantage, running precise routes and making quick cuts. His elusiveness makes him dangerous after the catch and in the open field as a returner. Through his first two NFL seasons,

he appeared in 17 games and totaled seven receptions for 69 yards, 33 punt returns for 299 yards (9.1 avg.) and six kickoff returns for 156 yards (26.0 avg.). In pre-draft workouts, he ran the 40-yard dash in 4.52 seconds, bench pressed 291 pounds and recorded a 36-inch vertical jump. The Titans selected him with their second of two fourth-round picks (128th overall) in the 2007 NFL Draft.

TITANS TIDBITS:

- Davis suffered a major setback just as he was about to begin his college playing career. As one of the country’s most heralded recruits coming out of St. Petersburg (Fla.) Catholic High School, he tore the anterior cruciate ligament in his left knee only two weeks prior to the start of practice as a freshman. He was granted a medical redshirt and began the arduous rehabilitation process, eventually returning to the field the following season.
- Chris, the son of Willie and Peggy Davis, lived with his grandmother, Emma Davis, from the time he was 10 years old until he finished high school along with his brother, Ryan, who is now 11 years old. Emma and her husband, Willie Sr., run their own construction business.

CAREER HIGHLIGHTS:

2008 (5/0, 0/0): Played in five regular season games, did not play in two contests and was inactive nine times. Totaled two receptions for 31 yards, two punt returns for six yards and four kickoff returns for 119 yards (29.8 avg.).

- Against Houston (9/21), recorded career-long reception of 21 yards during first-quarter touchdown drive.
- At Baltimore (10/5), extended game-winning drive in fourth quarter with 10-yard reception on third-and-three.
- At Indianapolis (12/28), set season high with four kickoff returns for 119 yards.

2007 (12/0, 1/0): Played in 12 regular season games and was inactive in four contests. Totaled five receptions for 38 yards and added 31 punt returns for 293 yards. Ranked seventh in AFC (ninth in NFL) with 9.5-yard punt return average. Also contributed two kickoff returns for 37 yards.

- At Jacksonville (9/9), made NFL debut and hauled in his first career NFL reception, an eight-yard pass from Vince Young. Also

scampered for 17 yards on punt return.

- Against Indianapolis (9/16), grabbed season-high three receptions for 17 yards.
- In Wild Card Game at San Diego (1/6), caught two passes for 11 yards, returned two punts for 15 yards and took reverse for 11-yard run.

COLLEGE:

- Played in 51 games with a total of 22 starts for Seminoles. He accumulated 137 receptions (tied for fifth in school history) for 1,842 yards (13.4 avg.) and 12 touchdowns. Added 22 career rushing attempts for 70 yards and one touchdown and returned 46 punts for 361 yards (7.8 avg.).
- As a senior (2006), led team in receiving for second consecutive season. Played all 13 games with nine starts and recorded 49 receptions for 684 yards and four touchdowns. Also led squad with 26 punt returns for 224 yards (8.6 avg.) and added five rushing attempts for 28 yards and one touchdown.
- As a junior (2005), started 12 games and led team with career-high 51 receptions for 666 yards (13.1 avg.) and career-high five touchdowns.
- Received medical redshirt in 2002.
- Majored in social science.

PERSONAL:

- Single, splits time between Nashville and St. Petersburg, Fla.
- Named first-team All-USA Today, Parade All-American, PrepStar Dream Team member and Rivals.com’s second-best prep athlete in nation while at St. Petersburg (Fla.) Catholic High School. Played quarterback, defensive back and wide receiver during career. As senior quarterback, totaled 3,110 yards of offense, combining 1,580 passing yards and 1,530 rushing yards.
- Also lettered three times in basketball and two years in track & field, competing in long jump, 4x100 and 4x400 events.
- List of favorites: (movie) “The Temptations”; (TV show) “The Jamie Foxx Show”; (actor) Mike Epps; (musician) Lil’ Wayne; (sport’s hero) Peter Warrick; (school subject) math; (vacation getaway) home; (video game) Super Mario Kart; and (food) rice and gravy.
- Born Christopher C. Davis in St. Petersburg, Fla., on Jan. 23, 1984.

VETERANS

Front Office

Coaching Staff

C. DAVIS

Rookies

2008 Season

Records

History

Playoff History

Sidelines

C. DAVIS GAME-BY-GAME

2007 Tennessee Titans													2008 Tennessee Titans																	
Date	Opp.	W/L	P/S	Rec	RECEIVING			PUNT RETURNS			TD	Date	Opp.	W/L	P/S	Rec	RECEIVING			PUNT RETURNS			TD							
					Yds	Avg	LG	No.	Yds	FC							Avg	LG	TD	No.	Yds	FC		Avg	LG	TD				
Sept 9	@Jax	W	p	1	8	8.0	8	0	3	27	2	9.0	17	0	Sept 7	Jax	W	DNP												
Sept 16	Ind	L	p	3	17	5.7	8	0	0	0	0.0	0	0	0	Sept 14	@Cin	W	p	0	0	-	0	0	2	6	0	3.0	9	0	
Sept 24	@NO	W	p	0	0	0.0	0	0	3	43	0	14.3	28	0	Sept 21	Hou	W	p	1	21	21.0	21	0	0	0	0	0.0	0	0	0
Oct 7	Atl	W	p	0	0	0.0	0	0	3	32	1	10.7	28	0	Sept 28	Mn	W	p	0	0	-	0	0	0	0	0	0.0	0	0	0
Oct 14	@TB	L	p	0	0	0.0	0	0	3	16	1	5.3	10	0	Oct 5	@Bal	W	p	1	10	10.0	10	0	0	0	0	0.0	0	0	0
Oct 21	@Hou	W	p	1	13	13.0	13	0	1	22	3	22.0	22	0	Oct 19	@KC	W	DNP												
Oct 28	Oak	W	p	0	0	0.0	0	0	4	27	1	6.8	17	0	Oct 27	Ind	W	IA												
Nov 4	Car	W	p	0	0	0.0	0	0	5	59	1	11.8	39	0	Nov 2	GB	W	IA												
Nov 11	Jax	L	IA												Nov 9	@Chi	W	IA												
Nov 19	@Den	L	p	0	0	0.0	0	0	1	11	0	11.0	11	0	Nov 16	@Jax	W	IA												
Nov 25	@Cin	L	IA												Nov 23	NYJ	L	IA												
Dec 2	Hou	W	IA												Nov 27	@Det	W	IA												
Dec 9	SD	L	IA												Dec 7	Cle	W	IA												
Dec 16	@KC	W	p	0	0	0.0	0	0	3	20	1	6.7	12	0	Dec 14	@Hou	L	IA												
Dec 23	NYJ	W	p	0	0	0.0	0	0	1	6	1	6.0	6	0	Dec 21	PHI	W	IA												
Dec 30	@Ind	W	p	0	0	0.0	0	0	4	30	1	7.5	14	0	Dec 28	@Ind	L	p	0	0	-	0	0	0	0	0	0.0	0	0	0
Totals	10-6	12/0	5	38	7.6	13	0	31	293	12	9.5	39	0	Totals	13-3	5/0	2	31	15.5	21	0	2	6	1	3.0	9	0			
Playoffs														Playoffs																
Jan 6	@SD	L	p	2	11	5.5	7	0	2	15	1	7.5	8	0	Jan 10	Bal	L	IA												
Totals	0-1	1/0	2	11	5.5	7	0	2	15	1	7.5	8	0	Totals	0-1	0/0	0	0	-	0	0	0	0	0	0	0	0	0	0	0

CHRIS DAVIS' NFL STATISTICS

Year	Team	RECEIVING						RUSHING					
		GP	GS	No	Yds	Avg	Lg	TD	Att	Yds	Avg	Lg	TD
2007	Tennessee	12	0	5	38	7.6	13	0	2	19	9.5	14	0
2008	Tennessee	5	0	2	31	15.5	21	0	0	0	0.0	0	0
NFL Totals		17	0	7	69	9.9	21	0	2	19	9.5	14	0

Year	Team	PUNT RETURN						KICKOFF RETURNS					
		No	FC	Yds	Avg	Lg	TD	No	Yds	Avg	Lg	TD	
2007	Tennessee	31	12	293	9.5	39	0	2	37	18.5	19	0	
2008	Tennessee	2	1	6	3.0	9	0	4	119	29.8	33	0	
NFL Totals		33	13	299	9.1	39	0	6	156	26.0	33	0	

Year	Team	RECEIVING						RUSHING					
		GP	GS	No	Yds	Avg	Lg	TD	Att	Yds	Avg	Lg	TD
2007	Tennessee	1	0	2	11	5.5	7	0	1	11	11.0	11	0
2008	Tennessee	0	0	0	0	0.0	0	0	0	0	0.0	0	0
Playoff Totals		1	0	2	11	5.5	7	0	1	11	11.0	11	0

Year	Team	PUNT RETURNS						KICKOFF RETURNS					
		No	FC	Yds	Avg	Lg	TD	No	Yds	Avg	Lg	TD	
2007	Tennessee	2	1	15	7.5	8	0	0	0	0.0	0	0	
2008	Tennessee	0	0	0	0.0	0	0	0	0	0.0	0	0	
Playoff Totals		2	1	15	7.5	8	0	0	0	0.0	0	0	

Single-Game Highs

Receptions - 3 vs. Indianapolis (9/16/07)
 Receiving yards - 21 vs. Houston (9/21/08)
 Long Reception - 21 vs. Houston (9/21/08)
 Punt Returns - 5 vs. Carolina (11/4/07)
 Long Punt Return - 39 vs. Carolina (11/4/07)

Playoff Single-Game Highs

Receptions - 2 at San Diego (1/6/08)
 Receiving Yards - 11 at San Diego (1/6/08)
 Long Reception - 7 at San Diego (1/6/08)
 Punt Returns - 2 at San Diego (1/6/08)
 Long Punt Return - 8 at San Diego (1/6/08)

Additional Career Statistics

Special Teams Tackles - 2 (2007)
 Special Teams Fumble Recoveries - 2 (2007)



32



Tanard
DAVIS



CORNERBACK

5'10" • 190 lbs. • Born: 1.27.83 • Exp. (NFL/Titans): 1/1 • FA - 2008 • Miami (Fla.)
2008 GP/GS: 0/0 (Playoffs 0/0) • Career GP/GS: 0/0 (Playoffs 0/0) • Miami, Fla.

PRO: Tanard Davis was re-signed on Jan. 12, 2009 after spending the conclusion of the 2008 season on the team's practice squad. The cornerback arrived with the Titans on Dec. 2, 2008 and stayed with the team on the practice squad through the playoffs. He previously spent time with the Indianapolis Colts, Carolina Panthers, Philadelphia Eagles, St. Louis Rams and New Orleans Saints. After joining the Colts in 2006, he spent the majority of the season on their practice squad. On Sept. 19, 2007, he was signed to the practice squad of the Panthers. On Dec. 26, 2007, the Eagles signed him off Carolina's practice squad to their 53-man roster, where he was inactive for one game (Dec. 30 against Buffalo). Released by the Eagles on June 13, 2008, he was signed by the Rams on Aug. 13, 2008 and then released on Aug. 29. The Saints added him to their practice squad on Oct. 30, 2008 and released him on Nov. 14. He originally was signed by the Colts as a rookie free agent on May 5, 2006.

TITANS TIDBITS:

• Davis entered the University of Miami on a track scholarship. He then walked on to the football team as a freshman and earned a football scholarship prior to his sophomore season.

• Davis earned a Super Bowl ring for the time he spent with the Colts in 2006.

COLLEGE:

- Played 14 career games at Miami (Fla.) after walking on as freshman and totaled six tackles, one interception, one pass defended and one forced fumble.
- Originally entered Miami on track scholarship.
- Majored in criminology.

PERSONAL:

- Single, splits time between Nashville and Miami, Fla.
- Attended Southridge (Miami, Fla.) High School.
- List of favorites: (movie) "Vanilla Sky"; (TV shows) "Tim and Eric Awesome Show" and "The Marvelous Misadventures of Flapjack"; (actor) Denzel Washington; (music groups) The Killers and Modest Mouse; (food) fried chicken, yellow rice and baked beans; (vacation spot) San Francisco; (school subject) criminal law; (car) Maserati; (video games) Call of Duty: World at War, NBA 2K, Madden NFL; and (sports hero) Desmond Howard.
- Born Tanard Terrell Davis on Jan. 27, 1983 in Miami, Fla.

TANARD DAVIS' NFL STATISTICS

Year	Team	TACKLES							INTERCEPTIONS					FUMBLES				
		GP	GS	Tot	Solo	Asst	Sk	Yds	No	Yds	Lg	TD	PD	FF	FR	Yds	SpT	
2006	Indianapolis	0	0	PRACTICE SQUAD														
2007	Car./Phi.	0	0	0	0	0	0	0.0	0	0	0	0	0	0	0	0	0	
2008	N.O./Ten.	0	0	PRACTICE SQUAD														
NFL Totals		0	0	0	0	0	0	0.0	0	0	0	0	0	0	0	0	0	

Front Office

Coaching Staff

T. DAVIS

Rookies

2008 Season

Records

History

Playoff History

Sidelines

VETERANS

Front Office

Coaching Staff

FAGGINS

Rookies

2008 Season

Records

History

Playoff History

Sidelines

38



DeMarcus
FAGGINS



CORNERBACK

5'10" • 178 lbs. • Born: 6.13.79 • Exp. (NFL/Titans): 8/1 • UFA (Houston) - 2009 • Kansas State
2008 GP/GS: 16/5 (Playoffs 0/0) • Career GP/GS: 82/36 (Playoffs 0/0) • Irving, Texas

PRO: A seasoned cornerback, DeMarcus Faggins was signed as an unrestricted free agent in the offseason to provide depth in the Titans' secondary. He has appeared in 82 games with 36 starts and amassed 193 tackles, five interceptions, 48 passes defended, three forced fumbles and three fumble recoveries in eight seasons with the Houston Texans. Faggins has appeared in all 16 games each of the last two seasons for the Texans with 13 starts over that time. One of his most productive seasons came in 2006 when he appeared in 11 games with 10 starts and notched 30 tackles, a sack, two interceptions, 10 passes defended, a forced fumble and two fumble recoveries, including one that he returned 58 yards for a touchdown. Faggins was originally selected by Houston Texans in sixth round (173rd pick overall) of 2002 NFL Draft.

TITANS TIDBITS:

- Faggins' nickname is "Petey." When he was young, his grandmother gave him the name after the famous dog character on the TV show "The Little Rascals."
- Faggins recently opened a restaurant in Dallas called Henderson Chicken, which specializes in fried chicken.
- Faggins enjoys fishing in his spare time. In March 2007, he went on a deep-sea fishing trip to St. Lucia and caught numerous barracuda.

CAREER HIGHLIGHTS:

2008 (16/5 - Houston): Played in all 16 games with five starts and finished the year with 16 solo tackles and three assists. Also contributed with nine special teams tackles on coverage units.

- Against Indianapolis (10/5), started at cornerback and totaled five tackles.
- Against Miami (10/12), started at cornerback and recorded five solo tackles.
- Against Detroit (10/19), started at cornerback and posted two passes defended.

2007 (16/8 - Houston): Saw action in all 16 games with eight starts and recorded 43 total tackles, along with four passes defended.

- At Jacksonville (10/14), led the team with eight tackles and recovered one of the teams three forced fumbles.

- Against Tennessee (10/21), started and finished with five tackles and second forced fumble of the season.

2006 (11/10 - Houston): Returned from a foot injury suffered during training camp to play in 11 games with 10 starts. Finished the season with 30 total tackles, two interceptions, 10 passes defended, a forced fumble and two fumble recoveries. Returned one of the fumble recoveries for a 58-yard touchdown.

- Against Jacksonville (10/22), started his first game back from injury and registered four solo stops and a forced fumble.

- Against Buffalo (11/19), started and recorded four solo tackles, three passes defended and his first career sack, taking down JP Losman for a two-yard loss.

- At Oakland (12/3), started and registered three total tackles and a fumble recovery for a 58-yard touchdown, the first fumble recovery touchdown of his career.

2005 (13/10 - Houston): Played in 13 games with 10 starts. Registered career-high in tackles (53) and notched 11 passes defended while also making three special teams stops.

- At Cincinnati (10/2), tied a then career high with eight tackles in first start of the season.

2004 (16/2 - Houston): Played in all 16 games for the first time in his career, starting two when the Texans opened with three corners. Amassed 37 tackles, three interceptions, nine passes defended and seven special teams stops.

- Against Oakland (10/3), broke up three passes and recorded first-career interception off Kerry Collins.

- Against Jacksonville (10/31), picked off Byron Leftwich and raced 43 yards for first-career score. Also notched six tackles.

2003 (8/1 - Houston): Played in eight games, starting one contest at cornerback. Inactive for eight games while on the practice squad. Totaled 11 tackles and 12 passes defended while recording four special teams tackles.

- Against Indianapolis (12/28), started his first-

career NFL game and recorded two tackles and three passes defended in season finale.

2002 (2/0 - Houston): Played in two games was inactive for 14 contests.

- Against Buffalo (10/13), made NFL debut seeing action on special teams.

COLLEGE:

- Played two years at Kansas State after transferring from Navarro (Texas) Junior College and amassed 50 career tackles and five interceptions for the Wildcats.
- Posted career-high 31 tackles, 10 passes defended, and five interceptions as a senior, earning honorable-mention All-Big 12 honors.
- Started two seasons at Navarro, earning first-team all-conference honors and honorable-mention All-America honors as a sophomore.

- Majored in social science at Kansas State.

PERSONAL:

- Selected first-team all-city and second-team all-state selection as a senior at Irving (Texas) High School.
- Took part in Take a Texan to School Day at Carver High School in Houston.
- List of favorites: (movie) "Curious Case of Benjamin Button"; (TV show) "First 48"; (actor) Will Ferrell; (music artist or group) UGK; (food) greens; (vacation spot) Maui; (school subject) math; (car) Lexus 460L; (video game) Call of Duty; (sports hero) Michael Jordan; and (book) Maya Angelou.
- Born DeMarcus Faggins on June 13, 1979 in Irving, Texas.

FAGGINS GAME-BY-GAME

2002 Houston Texans																
Date	Opp	W/L	P/S	Tot Solo	Sk	QBP	TFL	Int	Yds	PD	FF	FR	SpT			
Oct 13	Buf	L	p	0	0	0	0.0	0	0	0	0	0	0			
Oct 20	@ Cle	L	p	0	0	0	0.0	0	0	0	0	0	0			
Oct 27	@ Jax	W	IA													
Nov 3	Cin	L	IA													
Nov 10	@ Ten	L	IA													
Nov 17	Jax	L	IA													
Nov 24	NYG	W	IA													
Dec 1	@ Ind	L	p	0	0	0	0.0	0	0	0	0	0	0			
Dec 8	@ Pit	W	IA													
Dec 15	Bal	L	IA													
Dec 22	@ Was	L	IA													
Dec 29	NE	L	IA													
Totals				4-12	3/0	0	0	0.0	0	0	0	0	0			
* Was inactive for the first four games from Sept. 8 - Sept. 29																
2003 Houston Texans																
Date	Opp	W/L	P/S	Tot Solo	Sk	QBP	TFL	Int	Yds	PD	FF	FR	SpT			
Nov 9	@ Cin	L	p	0	0	0	0.0	0	0	0	0	0	NA			
Nov 16	@ Buf	W	p	0	0	0	0.0	0	0	0	3	0	NA			
Nov 23	NE	L	p	2	1	0	0.0	0	0	0	1	0	NA			
Nov 30	Atl	W	p	2	2	0	0.0	0	0	0	2	0	NA			
Dec 7	@ Jax	L	p	2	2	0	0.0	0	0	0	1	0	NA			
Dec 14	@ TB	L	p	1	1	0	0.0	0	0	0	0	0	NA			
Dec 21	Ten	L	p	2	2	0	0.0	0	0	0	2	0	NA			
Dec 28	Ind	L	S	2	2	0	0.0	0	0	0	3	0	NA			
Totals				5-11	8/1	11	8	0.0	0	0	0	12	0	4		
* Was inactive for the first eight games from Sept. 7 - Nov. 2																
2004 Houston Texans																
Date	Opp	W/L	P/S	Tot Solo	Sk	QBP	TFL	Int	Yds	PD	FF	FR	SpT			
Sept 12	SD	L	p	3	3	0	0.0	0	0	0	0	0	0	NA		
Sept 19	@ Del	L	p	2	2	0	0.0	0	0	0	0	0	0	NA		
Sept 26	@ KC	W	p	2	1	0	0.0	0	0	0	0	0	0	NA		
Oct 3	Oak	W	p	0	0	0	0.0	0	1	0	3	0	0	NA		
Oct 10	Min	L	S	4	4	0	0.0	0	0	1	0	0	0	NA		
Oct 17	@ Ten	W	p	2	2	0	0.0	0	0	0	1	0	0	NA		
Oct 31	Jax	W	p	6	6	0	0.0	0	1	43	1	0	0	NA		
Nov 7	@ Den	L	p	0	0	0	0.0	0	0	0	1	0	0	NA		
Nov 14	@ Ind	L	p	1	0	0	0.0	0	0	0	1	0	0	NA		
Nov 21	GB	L	p	1	0	0	0.0	0	0	0	0	0	0	NA		
Nov 28	Ten	W	p	3	3	0	0.0	0	0	0	1	0	0	NA		
Dec 5	@ NYJ	L	p	1	1	0	0.0	0	0	0	1	0	0	NA		
Dec 12	Ind	L	S	6	6	0	0.0	0	0	0	0	0	0	NA		
Dec 19	@ Chi	W	p	1	1	0	0.0	0	0	0	0	0	0	NA		
Dec 26	@ Jax	W	p	2	1	0	0.0	0	0	0	0	0	0	NA		
Jan 2	Cle	L	p	1	1	0	0.0	0	1	4	2	0	0	NA		
Totals				7-9	16/2	37	31	0.0	0	0	3	47	12	0	7	
2005 Houston Texans																
Date	Opp	W/L	P/S	Tot Solo	Sk	QBP	TFL	Int	Yds	PD	FF	FR	SpT			
Sept 11	@ Buf	L	p	0	0	0	0.0	0	0	0	0	0	0	NA		
2006 Houston Texans																
Date	Opp	W/L	P/S	Tot Solo	Sk	QBP	TFL	Int	Yds	PD	FF	FR	SpT			
Sept 18	Pit	L	p	2	2	0	0.0	0	0	0	0	0	0	NA		
Oct 2	@ Cin	L	S	8	6	0	0.0	0	0	0	0	0	0	NA		
Oct 9	Ten	L	S	6	4	0	0.0	0	0	0	0	1	0	NA		
Oct 16	@ Sea	L	S	3	1	0	0.0	0	0	0	0	1	0	NA		
Oct 23	Ind	L	S	7	6	0	0.0	0	0	0	0	1	0	NA		
Oct 30	Cle	W	S	3	1	0	0.0	0	0	0	0	2	0	NA		
Nov 6	@ Jax	L	S	4	3	0	0.0	0	0	0	0	1	0	NA		
Nov 13	@ Ind	L	IA													
Nov 20	KC	L	IA													
Nov 27	Sil	L	IA													
Dec 4	@ Bal	L	p	1	0	0	0.0	0	0	0	0	1	0	NA		
Dec 11	@ Ten	L	S	5	4	0	0.0	0	0	0	0	3	0	NA		
Dec 18	Arz	W	S	4	1	0	0.0	0	0	0	0	1	0	NA		
Dec 24	Jax	L	S	3	2	0	0.0	0	0	0	0	1	0	NA		
Jan 1	@ SF	L	S	7	4	0	0.0	0	0	0	0	2	0	NA		
Totals				2-14	13/10	53	34	0.0	0	0	0	0	14	0	3	
2006 Houston Texans																
Date	Opp	W/L	P/S	Tot Solo	Sk	QBP	TFL	Int	Yds	PD	FF	FR	SpT			
Oct 22	Jax	W	S	4	4	0	0.0	0	0	0	0	0	1	0	NA	
Oct 29	@ Ten	L	p	0	0	0	0.0	0	0	0	0	0	0	0	NA	
Nov 5	@ NYG	L	S	4	3	0	0.0	0	0	0	0	0	0	0	NA	
Nov 12	@ Jax	W	S	2	2	0	0.0	0	1	0	4	0	0	0	NA	
Nov 19	Buf	L	S	4	4	1	0.0	0	0	0	3	0	0	0	NA	
Nov 26	@ NYJ	L	S	1	1	0	0.0	0	0	0	0	1	0	0	NA	
Dec 3	@ Oak	W	S	3	2	0	0.0	0	0	0	0	0	1	0	NA	
Dec 10	Ten	L	S	1	1	0	0.0	0	1	0	2	0	1	0	NA	
Dec 17	@ NE	L	S	6	5	0	0.0	0	0	0	0	0	0	0	NA	
Dec 24	Ind	W	S	3	3	0	0.0	0	0	0	0	0	0	0	NA	
Dec 31	Cle	W	S	2	2	0	0.0	0	0	0	0	0	0	0	NA	
Totals				6-10	11/10	30	27	1.0	0	2	0	0	10	1	2	0
* Was inactive for the first five games from Sept. 10 - Oct. 15																
2007 Houston Texans																
Date	Opp	W/L	P/S	Tot Solo	Sk	QBP	TFL	Int	Yds	PD	FF	FR	SpT			
Sept 9	KC	W	S	4	4	0	0.0	0	0	0	0	2	0	0	NA	
Sept 16	@ Car	W	S	2	2	0	0.0	0	0	0	0	0	0	0	NA	
Sept 23	Ind	L	S	7	5	0	0.0	0	0	0	0	0	0	0	NA	
Sept 30	@ All	L	S	1	1	0	0.0	0	0	0	0	0	0	0	NA	
Oct 7	Mia	W	S	5	4	0	0.0	0	0	0	0	2	0	0	NA	
Oct 14	@ Jax	L	S	8	8	0	0.0	0	0	0	0	0	1	0	NA	
Oct 21	Ten	L	S	5	4	0	0.0	0	0	0	0	0	1	0	NA	
Oct 28	@ SD	L	S	1	1	0	0.0	0	0	0	0	0	0	0	NA	
Nov 4	@ Oak	W	p	5	4	0	0.0	0	0	0	0	0	0	0	NA	
Nov 18	NO	W	p	2	2	0	0.0	0	0	0	0	0	0	0	NA	
Nov 25	@ Cle	L	p	0	0	0	0.0	0	0	0	0	0	0	0	NA	
Dec 2	@ Ten	L	p	3	2	0	0.0	0	0	0	0	0	0	0	NA	
Dec 9	TB	W	p	0	0	0	0.0	0	0	0	0	0	0	0	NA	
Dec 13	Den	W	p	0	0	0	0.0	0	0	0	0	0	0	0	NA	
Dec 20	@ Ind	L	p	0	0	0	0.0	0	0	0	0	0	0	0	NA	
Dec 30	Jax	W	p	0	0	0	0.0	0	0	0	0	0	0	0	NA	
Totals				8-8	16/8	43	37	0.0	0	0	0	4	1	1	3	

VETERANS

FAGGINS GAME-BY-GAME

2008 Houston Texans										2008 Totals																		
Date	Opp	W/L	P/S	Tot	Solo	Sk	ORP	TFL	Int	Yds	PD	FF	FR	SpT														
Sept 7	@ Pit	L	p	1	1	0.0	0	0	0	0	0	0	0	0	0	0	0	0	0	0	0							
Sept 21	@ Ten	L	p	1	1	0.0	0	0	0	0	0	0	0	0	0	0	0	0	0	0	0							
Sept 28	@ Jax	L	p	2	2	0.0	0	0	0	0	0	0	0	0	0	0	0	0	0	0	0							
Oct 5	Ind	L	S	5	2	0.0	0	0	0	0	0	0	0	0	0	0	0	0	0	0	0							
Oct 12	Mia	W	S	5	5	0.0	0	0	0	0	0	0	0	0	0	0	0	0	0	0	0							
Oct 19	Det	W	S	0	0	0.0	0	0	0	0	2	0	0	0	0	0	0	0	0	0	0							
Oct 26	Cin	W	S	3	3	0.0	0	0	0	0	0	0	0	0	0	0	0	0	0	0	0							
Nov 2	@ Min	L	p	0	0	0.0	0	0	0	0	0	0	0	0	0	0	0	0	0	0	0							
2008 Totals																8-8	16/5	19	16	0.0	0	0	0	0	2	0	0	9

DEMARCUS FAGGINS' NFL STATISTICS

Year	Team	TACKLES						INTERCEPTIONS					FUMBLES				
		GP	GS	Tot	Solo	Asst	Sk	Yds	No	Yds	Lg	TD	PD	FF	ER	Yds	SpT
2002	Houston	2	0	0	0	0	0.0	0	0	0	0	0	0	0	0	0	0
2003	Houston	8	1	11	6	5	0.0	0	0	0	0	12	0	0	0	4	
2004	Houston	16	2	37	31	6	0.0	0	3	47	43t	1	12	0	0	7	
2005	Houston	13	10	53	34	19	0.0	0	0	0	0	14	0	0	0	3	
2006	Houston	11	10	30	27	3	1.0	2	2	0	0	10	1	2	58	0	
2007	Houston	16	8	43	37	6	0.0	0	0	0	0	4	1	1	0	3	
2008	Houston	16	5	19	16	3	0.0	0	0	0	0	2	0	0	0	9	
NFL Totals		82	36	193	151	42	1.0	2	5	47	43t	1	54	2	3	58	26

Single-Game Highs

Tackles - 8 (three times, last at Jacksonville 10/14/07)
 Interceptions - 1 (five times, last vs. Tennessee 12/10/06)
 Sacks - 1 vs. Buffalo (11/19/06)
 Forced Fumbles - 1 (twice, last vs. Tennessee 10/21/07)
 Fumble Recoveries - 1 (three times, last at Jacksonville 10/14/07)

Additional Statistics

Touchdowns - 1 vs. Oakland (58-yard fumble return, 12/3/06), 1 vs. Jacksonville (43-yard interception return, 10/31/04)

31



Cortland FINNEGAN



CORNERBACK

PRO BOWLS

5'10" • 188 lbs. • Born: 2.2.84 • Exp. (NFL/Titans): 4/4 • D7a - 2006 • Samford
 2008 GP/GS: 16/16 (Playoffs 1/1) • Career GP/GS: 48/34 (Playoffs 2/2) • Milton, Fla.



PRO: An elite cornerback recognized for his blazing speed and a feisty attitude, Cortland Finnegan has emerged as one of the team's defensive leaders. Despite his humble entry to the league from Samford University, the former seventh-round draft choice was mentioned alongside the NFL's top stars three years into his career, earning 2008 first-team All-Pro honors as well as his first trip to the Pro Bowl. After receiving a multi-year contract extension during the 2008 preseason, he justified the deal by leading the club with 20 passes defended and finishing tied for sixth in the NFL with five interceptions. His three-year totals include 245 tackles, four sacks, six interceptions and 43 passes defended in 48 games. Although undersized, Finnegan has proven to be

remarkably durable, having played in every game through his first three pro seasons. As a rookie in 2006, he mostly was used in nickel and dime packages. He won a starting job at the beginning of 2007 and has been in the lineup ever since. In 2006 pre-draft workouts, Finnegan impressed scouts when he was timed in the 40-yard dash at 4.33 seconds, bench pressed 225 pounds 14 times and recorded a 44-inch vertical jump. Finnegan was selected with the Titans' first pick of the seventh round (215th overall) of the 2006 NFL Draft.

TITANS TIDBITS:

- Finnegan was raised in a single-family home by his mother, Linda Finnegan, who retired from the Army after 20 years, including three years

Front Office

Coaching Staff

FAGGINS/
FINNEGAN

Rookies

2008 Season

Records

History

Playoff History

Sidelines

in Korea when Cortland was a young child.

- A couple of classes short from receiving his college diploma, Finnegan plans to complete his education degree at Samford.
- Finnegan was the first NFL player drafted from Samford University since Gary Fleming was selected in the seventh round by the Baltimore Colts in 1969.
- After football, Finnegan has a desire to be a volunteer firefighter and a football coach.
- In 2009, he launched his own foundation, ARK 31 (Acts of Random Kindness), to help serve children with special needs. He hosted a celebrity golf tournament in 2009 to benefit the organization. More information is available at the website ARK31.org.
- Finnegan was named a Titans Community All-Star due in large part to his involvement with The Leukemia & Lymphoma Society, Special Olympics of Middle Tennessee and Young Life Christian Ministries. He was nominated as a candidate for The Leukemia & Lymphoma Society's Man & Woman of the Year in 2008 after taking a leadership role in the charity's "Light the Night Walk" and his annual "Karaoke for the Cure" event. He donates \$50 to LLS and Special Olympics for every tackle he makes, and in 2007, he hosted a Thanksgiving dinner at LP Field for families from those charities. In 2008, he organized a Christmas dinner for the group. With his support for Young Life, he helps underprivileged children to participate in Christian camps and activities. Another act of his benevolence by Finnegan is his donation of game tickets to help the non-profits with which he has a relationship.

CAREER HIGHLIGHTS:

2008 (16/16, 1/1): Started every game for the second consecutive year. He was second on the team and tied for sixth in the NFL (tied for fourth in AFC) with a career-high five interceptions, including a franchise-record 99-yard touchdown return against Houston (9/21). He led the team with a career-high 20 passes defended and within individual games led or tied for the team lead in passes defended seven times (vs. JAX, at CIN, vs. MIN, vs. IND, vs. GB, at CHI, vs. NYJ). Selected to start in his first career Pro Bowl. Additionally, he earned Associated Press All-Pro honors and was named All-NFL or All-Pro by Dallas Morning News, NBCSports.com, Pro Football Weekly/Professional Football Writers of America, Sporting News and Sports Illustrated.

- Against Jacksonville (9/7), named AFC Defensive Player of the Week after setting career high with two interceptions. Picked off David Garrard pass to Troy Williamson at Tennessee 14-yard line in third quarter and jumped pass intended for Matt Jones in fourth

quarter. His statistics also included seven tackles and three passes defended.

- At Cincinnati (9/14), tallied five tackles and one interception. Picked off Carson Palmer pass in fourth quarter to give him three interceptions in first two games of season.
 - Against Houston (9/21), set franchise record with 99-yard interception return for touchdown. Picked off Matt Schaub pass at one-yard line with less than two minutes to play and raced into end zone, surpassing previous team record of 98 yards by Pete Jaquess and Darryll Lewis. It was Finnegan's third consecutive game with an interception.
 - At Chicago (11/9), recorded fourth career sack, team-high three passes defended and six tackles. Dropped Rex Grossman for two-yard sack in fourth quarter. In first quarter, tipped pass into the air that was then intercepted by Chris Hope. His fourth-down pass breakup on Chicago's final drive allowed Titans to take possession and seal victory.
 - Against N.Y. Jets (11/23), posted six tackles, one interception and two passes defended. Notched fifth interception of season in second quarter, picking off pass from Brett Favre intended for Laveranues Coles.
 - In Divisional Playoff against Baltimore (1/10), posted two tackles and one pass defended.
- 2007 (16/16, 1/1):** Started all 16 games in second season and led team with 16 passes defended. Tied for third on team with 109 tackles and added one interception, one sack, one tackle for loss, one quarterback pressure and one forced fumble.
- Against Indianapolis (9/16), recorded first career interception. Stepped in front of a Peyton Manning pass intended for Reggie Wayne and raced 14 yards to help set up a touchdown three plays later. Also credited with seven tackles in the game.
 - In Wild Card Game at San Diego (1/6), recorded nine tackles, one interception, one sack and one forced fumble in playoff debut. In first quarter, he sacked Philip Rivers and forced fumble. In second quarter, intercepted a Rivers pass in end zone.
- 2006 (16/2):** Played in all 16 games with two starts (nickel back 10/15 at Washington, left cornerback 11/19 at Philadelphia). Totaled 57 tackles, two sacks, three quarterback pressures, one tackle for loss, seven passes defended, one forced fumble, one fumble recovery and one touchdown. Also tied for fourth on the team with 15 special teams tackles and one fumble recovery.
- At Philadelphia (11/19), started at left cornerback for an injured Reynaldo Hill. Tied team-high with career-high 11 tackles and career-high two passes defended.
 - Against Jacksonville (12/17), scored his first

Front Office

Coaching Staff

FINNEGAN

Rookies

2008 Season

Records

History

Playoff History

Sidelines

VETERANS

Front Office

Coaching Staff

FINNEGAN

Rookies

2008 Season

Records

History

Playoff History

Sidelines

career touchdown when he recovered a David Garrard fumble (caused by David Thornton) and returned it 92 yards for a score. It was third-longest fumble return for a touchdown in franchise history.

COLLEGE:

- During four-year career at Samford, named first-team All-OVC three times as a safety and totaled 338 tackles, seven tackles for loss, nine interceptions, 26 passes defended, three forced fumbles and three fumble recoveries. As return specialist, returned 70 kickoffs for 1,980 yards (28.3 avg.) with three touchdowns and returned 14 punts for 212 yards (15.1 avg.) and one touchdown. Set NCAA Division I-AA career record with 28.3 kickoff return average and set Samford single game record with 263 kickoff return yards in 2002.
- As senior, named first-team All-American by NFL Draft Report, first-team All-American by American Football Coaches Association and first-team All-OVC for third consecutive year. Started every game at free safety and led team with 98 tackles for third consecutive season and added two tackles for loss, one interception, seven passes defended, one forced fumble and one fumble recovery. Ranked first in OVC conference with 15.1 punt return average, while returning 14 punts for 212 yards and one touchdown. Ranked second in OVC conference

with 25.1 kickoff return average on 15 returns for 376 yards.

- Majored in education and minor in family studies.

PERSONAL:

- Single, splits time between Nashville and Milton, Fla.
- At Milton (Fla.) High School, earned first-team All-State, All-Northwest Florida and 3A District Player of the Year as senior. Named team captain and Most Valuable Player, posting 22 receptions for 403 yards with 11 rushing touchdowns on offense and recorded 115 tackles with five interceptions in 2001.
- Also was starting point guard for all four years on high school basketball team.
- While at Samford, completed an internship at Lakeshore Foundation Sports Rehabilitation Center for children and adults with special needs.
- Hosts an annual youth football camp in Milton.
- List of favorites: (movies) "Armageddon" and "For the Love of the Game"; (music artists) Sugarland and Rascal Flatts; (actor/actress) Denzel Washington/Hilary Swank; (sports hero) Barry Sanders; (food) Ham and Yams; (car) Pinto; and (vacation getaway) The beaches in Florida.
- Born Cortland Temujin Finnegan on Feb. 2, 1984 in Fayetteville, N.C.

FINNEGAN GAME-BY-GAME

2006 Tennessee Titans															
Date	Opp	W/L	P/S	Tot	Solo	Sk	QB	TFL	Int	Yds	PD	FF	FR	SpT	
Sept 10	NYJ	L	p	2	2	1.0	1	0	0	0	1	1	0	1	
Sept 17	@ SD	L	p	2	2	0.0	0	0	0	0	0	0	0	1	
Sept 24	@ Mia	L	p	4	4	1.0	1	1	0	0	0	0	0	0	
Oct 1	Dal	L	p	2	1	0.0	0	0	0	0	0	0	0	1	
Oct 8	@ Ind	L	p	3	3	0.0	0	0	0	0	0	0	0	1	
Oct 15	@ Was	W	S	2	2	0.0	0	0	0	0	0	0	0	2	
Oct 29	Hou	W	p	7	4	0.0	0	0	0	1	0	0	0	0	
Nov 5	@ Jax	L	p	0	0	0.0	0	0	0	0	0	0	0	0	
Nov 12	Bal	L	p	4	4	0.0	0	0	0	0	0	0	0	3	
Nov 19	@ Phi	W	S	11	9	0.0	0	0	0	2	0	0	0	1	
Nov 26	NYG	W	p	1	0	0.0	0	0	0	1	0	0	0	1	
Dec 3	Ind	W	p	2	1	0.0	0	0	0	1	0	0	0	1	
Dec 10	@ Hou	W	p	4	4	0.0	0	0	0	0	0	0	0	0	
Dec 17	Jax	W	p	3	3	0.0	0	0	0	0	0	0	1	1	
Dec 24	@ Buf	W	p	7	5	0.0	1	0	0	1	0	0	0	1	
Dec 31	NE	L	p	3	3	0.0	0	0	0	0	0	0	0	1	
Totals				8-8	162	57	47	2.0	3	1	0	0	7	1	15

2007 Tennessee Titans															
Date	Opp	W/L	P/S	Tot	Solo	Sk	QB	TFL	Int	Yds	PD	FF	FR	SpT	
Sept 9	@ Jax	W	S	5	5	0.0	0	0	0	3	0	0	0	1	
Sept 16	Ind	L	S	7	5	0.0	0	0	1	14	1	0	0	1	
Sept 23	@ NO	W	S	3	3	0.0	0	0	0	1	0	0	0	1	
Oct 7	@ Atl	W	S	8	8	0.0	1	0	0	1	0	0	0	0	
Oct 14	@ TB	L	S	7	4	0.0	0	0	0	1	0	0	0	0	
Oct 21	@ Hou	W	S	5	3	1.0	0	0	0	2	0	0	0	0	
Oct 28	Oak	W	S	6	6	0.0	1	0	0	0	0	0	0	0	
Nov 4	Car	W	S	6	5	0.0	0	0	0	1	0	0	0	0	
Nov 11	Jax	L	S	7	3	0.0	0	0	0	0	0	0	0	0	
Nov 19	@ Den	L	S	3	3	0.0	0	0	0	1	0	0	0	0	
Totals				13-3	1616	79	61	1.0	2	2	5	100	20	0	0

2008 Tennessee Titans															
Date	Opp	W/L	P/S	Tot	Solo	Sk	QB	TFL	Int	Yds	PD	FF	FR	SpT	
Nov 25	@ Cin	L	S	9	8	0.0	0	0	0	0	0	0	0	0	
Dec 2	Hou	W	S	8	5	0.0	0	0	0	0	0	0	2	0	
Dec 9	SD	L	S	10	7	0.0	0	0	0	0	0	0	2	0	
Dec 16	@ KC	W	S	11	8	0.0	0	0	0	0	0	0	1	0	
Dec 23	NYJ	W	S	8	7	0.0	0	0	0	0	0	0	0	0	
Dec 30	@ Ind	W	S	6	4	0.0	0	0	0	0	0	0	0	0	
Totals				10-6	1676	109	84	1.0	1	1	14	16	0	0	4

Playoffs															
Date	Opp	W/L	P/S	Tot	Solo	Sk	QB	TFL	Int	Yds	PD	FF	FR	SpT	
Jan 6	@ SD	L	S	9	7	1.0	0	0	0	1	0	1	1	0	
Totals				0-1	171	9	7	1.0	0	0	1	0	1	1	0

2008 Tennessee Titans															
Date	Opp	W/L	P/S	Tot	Solo	Sk	QB	TFL	Int	Yds	PD	FF	FR	SpT	
Sept 7	Jax	W	S	7	6	0.0	0	0	2	1	3	0	0	0	
Sept 14	@ Cin	W	S	5	3	0.0	0	0	1	0	1	0	0	0	
Sept 21	Hou	W	S	7	4	0.0	0	0	1	99	2	0	0	0	
Sept 28	Min	W	S	7	6	0.0	0	1	0	1	0	0	0	0	
Oct 5	@ Bal	W	S	7	6	0.0	0	0	0	0	0	0	0	0	
Oct 19	@ KC	W	S	3	1	0.0	0	1	0	0	0	0	0	0	
Oct 27	Ind	W	S	5	5	0.0	0	0	0	0	2	0	0	0	
Nov 2	GB	W	S	5	4	0.0	0	0	0	0	3	0	0	0	
Nov 9	@ Chi	W	S	6	4	1.0	0	0	0	0	3	0	0	0	
Nov 16	@ Jax	W	S	2	2	0.0	0	0	0	0	1	0	0	0	
Nov 23	NYJ	L	S	6	5	0.0	0	0	1	0	2	0	0	0	
Nov 27	@ Det	W	S	5	4	0.0	0	0	0	0	0	0	0	0	
Dec 7	Cle	W	S	3	2	0.0	1	0	0	0	1	0	0	0	
Dec 14	@ Hou	L	S	4	3	0.0	1	0	0	0	0	0	0	0	
Dec 21	Phi	W	S	6	5	0.0	0	0	0	0	1	0	0	0	
Dec 28	@ Ind	L	S	1	1	0.0	0	0	0	0	0	0	0	0	
Totals				13-3	1616	79	61	1.0	2	2	5	100	20	0	0

Playoffs															
Date	Opp	W/L	P/S	Tot	Solo	Sk	QB	TFL	Int	Yds	PD	FF	FR	SpT	
Jan 10	Bal	L	S	2	1	0.0	NA	0	0	0	0	1	0	0	
Totals				0-1	171	2	1	0.0	NA	0	0	0	1	0	0

CORTLAND FINNEGAN'S NFL STATISTICS

Year	Team	TACKLES						INTERCEPTIONS					FUMBLES				
		GP	GS	Tot	Solo	Asst	Sk	Yds	No	Yds	Lg	TD	PD	FE	FR	Yds	SpT
2006	Tennessee	16	2	57	47	10	2.0	10.0	0	0	0	0	7	1	1	92	15
2007	Tennessee	16	16	109	84	25	1.0	7.0	1	14	14	0	16	0	0	0	4
2008	Tennessee	16	16	79	61	18	1.0	2	5	100	99t	1	20	0	0	0	0
NFL Totals		48	34	245	192	53	4.0	19	6	114	99t	1	43	1	1	92	19

Year	Team	TACKLES						INTERCEPTIONS					FUMBLES				
		GP	GS	Tot	Solo	Asst	Sk	Yds	No	Yds	Lg	TD	PD	FE	FR	Yds	SpT
2007	Tennessee	1	1	9	7	2	1.0	10.0	1	0	0	0	1	1	0	0	0
2008	Tennessee	1	1	2	1	1	0.0	0.0	0	0	0	0	1	0	0	0	0
Playoff Totals		2	2	11	8	3	1.0	10.0	1	0	0	0	2	1	0	0	0

Single-Game Highs

Tackles - 11 (twice, last at Kansas City 12/16/07)
 Sacks - 1 (four times, last at Chicago 11/9/08)
 Interceptions - 2 vs. Jacksonville (9/7/08)
 Passes Defensed - 3 (four times, at Chicago 11/9/08)
 Special Teams Tackles - 3 vs. Baltimore (11/12/06)

Playoff Single-Game Highs

Tackles - 9 at San Diego (1/6/08)

Sacks - 1 at San Diego (1/6/08)
 Interceptions - 1 at San Diego (1/6/08)
 Passes Defensed - 1 (twice, last vs. Baltimore (1/10/09))

Additional Statistics

Touchdowns - 2 (92-yard fumble return vs. Jacksonville 12/17/06, 99-yard interception return vs. Houston 9/21/08)

78



Jacob
FORD

DEFENSIVE END



6'4" • 256 lbs. • Born: 7.20.83 • Exp. (NFL/Titans): 3/3 • D6b - 2007 • Central Arkansas
 2008 GP/GS: 14/3 (Playoffs 1/0) • Career GP/GS: 14/3 (Playoffs 1/0) • Memphis, Tenn.

PRO: After recovering from an Achilles injury that robbed him of his rookie season, defensive end Jacob Ford became an important presence in the defensive line rotation in his second year. He finished second on the team and sixth among all AFC defensive ends in 2008 with seven sacks in 14 games. The athletically-gifted Ford was one of the fastest defensive ends available in the 2007 rookie pool, but his talents were only briefly on display for the Titans before a left Achilles' injury in his first training camp resulted in his placement on injured reserve. A native of Memphis, Tenn., Ford's unique path to the NFL included one year at the University of Memphis, two years out of college, one season at Holmes Community College in Goodman, Miss., and finally two seasons at Central Arkansas. At the 2007 scouting combine, he ran the 40-yard dash in 4.68 seconds, the second-best time among defensive ends, and bench pressed 225 pounds 19 times. He became the highest draft pick in Central Arkansas history after being selected by the Titans in the sixth round (204th overall) of the 2007 NFL Draft.

TITANS TIDBITS:

- Jacob Ford's father, the late Fred "Sweet Daddy Goodlow" Ford, was an internationally renowned jazz musician best known for his talents on the baritone saxophone. He played and recorded music with countless stars in the music business, such as Little Richard, B.B. King, Ray Charles and Jerry Lee Lewis, among others. Perhaps Sweet Daddy Goodlow's most popular collaboration was with Big Mamma Thornton on the original 1952 hit single "Hound Dog."
- His mother, Bennie Nelson West, is an accomplished ceramic artist and sits on the board of directors for the Memphis Black Arts Alliance. Ford has donated resources to the organization, which promotes and teaches music, visual arts and dance in the community.
- The Ford family was forced to endure a great tragedy during Jacob's senior season at Central Arkansas. The youngest daughter in the family, Sarah June, passed away in December 2006 due to a pulmonary embolism.
- Ford earned his chance to play in the NFL under difficult circumstances. After being

named to the All-Freshman Conference USA team in 2001, he spent the following two years out of college and out of football. He worked primarily in Memphis and Houston for FedEx and Hewlett Packard, respectively, loading trucks and sorting packages for deliveries. In 2004, he enrolled at Holmes (Goodman, Miss.) Community College and then spent his final two college seasons at Central Arkansas, the only school willing to give him a chance to continue his career.

CAREER HIGHLIGHTS:

- **2008 (14/3, 1/0):** In his second NFL season and first on the team's 53-man roster, Ford finished second on the squad and ranked sixth among AFC defensive ends with seven sacks. Led or tied for team lead in sacks six times (vs. GB, at JAX, at DET, vs. CLV, at HST, at IND). Also tallied nine quarterback pressures and two forced fumbles. Missed two games (9/14 at Cincinnati and 9/21 vs. Houston) with chest injury.
- At Baltimore (10/5), saw most significant action to date at defensive end after Kyle Vanden Bosch left game in first half with an injury. Registered five tackles and quarterback pressure in comeback victory.
- Against Indianapolis (10/27), made first career NFL start and notched five tackles, one tackle for loss and one quarterback pressure in Monday Night Football victory.
- Against Green Bay (11/2), posted career-high two sacks and a forced fumble in overtime victory. Sacked Aaron Rodgers for 10-yard loss and forced fumble that was recovered by Stephen Tulloch and added another eight-yard sack in third stanza.
- At Jacksonville (11/16), sacked David Garrard on third down late in fourth quarter and totaled four tackles in game.
- At Detroit (11/27), collected two tackles, one sack, one forced fumble and two quarterback pressures in Thanksgiving victory. Dropped Drew Henson for sack while forcing fumble in fourth quarter.
- At Houston (12/14), posted four tackles, one quarterback pressure and six-yard sack of Matt Schaub.
- At Indianapolis (12/28): Started at defensive end and notched season-high seven tackles, one sack and one quarterback pressure. Sacked Peyton Manning for four-yard loss in first quarter.

2007 (0/0): Injured his left Achilles' tendon in practice on Aug. 13 and was placed on injured reserve on Aug. 20.

COLLEGE:

- In two seasons at Central Arkansas, totaled 102 tackles, 17 sacks and 32.5 tackles for loss.
- As a senior (2006), named first-team All-American by College Sports Report after

- starting all 10 games and leading the team with eight sacks and 15.5 tackles for loss. Added 48 tackles, four passes defended, three forced fumbles and one fumble recovery.
- As a junior (2005) at Central Arkansas, named first-team All-Gulf South Conference, first-team All-Region and second-team All-American after starting all 14 games for Bears team that made NCAA Div. II quarterfinals.
- As a sophomore (2004) at Holmes Community College (Goodman, Miss.), played nine games and earned All-State honors.
- Was not enrolled in college during 2002 and 2003 seasons.
- As a freshman (2001) at Memphis, earned Freshman All-Conference USA honors after appearing in 10 games.
- Majored in mass communications.

PERSONAL:

- Engaged, splits time between Nashville and Memphis, Tenn.
- At Melrose (Memphis, Tenn.) High School, earned All-Shelby Metro, Prep Star All-Southeast Region and High Tech Tennessee's Top Prospect List honors as senior two-way lineman. Registered 229 tackles and 32 sacks during career and helped team win 1998 State Championship.
- Also ran track three seasons, competing in 110m and 300m hurdles.
- Enjoys drawing and painting portraits and landscapes.
- Has donated time and resources to the non profits Ellie's Run for Africa, Invisible Children and Action for Healthy Kids.
- List of favorites: (movie) "300"; (TV show) "SportsCenter"; (actor) Will Smith; (musicians) Fred Ford; (sports hero) Jason Taylor; (school subject) history; (video game) Street Fighter IV; and (food) sushi.
- Born Jacob Aaron Taylor Ford on July 20, 1983 in Memphis, Tenn.

FORD GAME-BY-GAME

2008 Tennessee Titans														
Date	Opp	W/L	PIS	Tot	Solo	Sk	OBP	TFL	Int	Yds	PD	FF	FR	SpT
Sep 7	Jax	W	p	0	0	0.0	0	0	0	0	0	0	0	0
Sep 14	@ Cin	W	IA											
Sep 21	Hou	W	IA											
Sep 28	Min	W	p	0	0	0.0	1	0	0	0	1	0	0	0
Oct 5	@ Bal	W	p	5	3	0.0	1	0	0	0	0	0	0	0
Oct 19	@ KC	W	p	3	1	0.0	0	0	0	0	0	0	0	0
Oct 27	Ind	W	S	5	2	0.0	1	1	0	0	1	0	0	0
Nov 2	GB	W	p	4	3	2.0	1	0	0	0	0	1	0	0
Nov 9	@ Chi	W	S	1	1	0.0	0	0	0	0	0	0	0	0
Nov 16	@ Jax	W	p	4	3	1.0	0	0	0	0	0	0	0	0
Nov 23	NYJ	L	p	1	0	0.0	0	0	0	0	0	0	0	0
Nov 27	@ Det	W	p	2	1	1.0	2	0	0	0	0	1	0	0
Dec 7	Cle	W	p	4	2	1.0	1	0	0	0	0	0	0	0
Dec 14	@ Hou	L	p	4	3	1.0	1	0	0	0	0	0	0	0
Dec 21	Pit	W	p	5	3	0.0	0	0	0	0	0	0	0	0
Dec 28	@ Ind	L	S	7	5	1.0	1	0	0	0	0	0	0	0
Totals	13-3-14-3			45	27	7.0	9	1	0	0	2	2	2	0
Playoffs														
Jan 10	Bal	L	p	2	2	0.0	NA	1	0	0	0	0	0	0
Totals	0-1-1-0			2	2	0.0	NA	1	0	0	0	0	0	0

JACOB FORD'S NFL STATISTICS

Year	Team	TACKLES						INTERCEPTIONS					FUMBLES				
		GP	GS	Tot	Solo	Asst	Sk	Yds	No	Yds	Lg	TD	PD	FF	FR	Yds	SpT
2007	Tennessee	0	0	0	0	0	0.0	0.0	0	0	0	0	0	0	0	0	0
2008	Tennessee	14	3	45	27	18	7.0	54.0	0	0	0	0	2	2	0	0	
NFL Totals		14	3	45	27	18	7.0	54.0	0	0	0	0	2	2	0	0	

Year	Team	TACKLES						INTERCEPTIONS					FUMBLES			
		GP	GS	Tot	Solo	Asst	Sk	Yds	No	Yds	Lg	TD	PD	FF	FR	Yds
2007	Tennessee	0	0	0	0	0	0.0	0.0	0	0	0	0	0	0	0	0
2008	Tennessee	1	0	2	2	0	0.0	0.0	0	0	0	0	0	0	0	0
Playoff Totals		1	0	2	2	0	0.0	0.0	0	0	0	0	0	0	0	0

Single-Game Highs

Tackles - 7 at Indianapolis 12/28/08
 Sacks - 2 vs. Green Bay 11/2/08
 Forced Fumbles - 1 (twice, last at Detroit 11/27/08)

Playoff Single-Game Highs

Tackles - 2 vs. Baltimore 1/10/09

52



Ryan FOWLER

LINEBACKER



6'3" • 250 lbs. • Born: 5.20.82 • Exp. (NFL/Titans): 6/3 • RFA (Dallas) - 2007 • Duke
 2008 GP/GS: 16/4 (Playoffs 1/0) • Career GP/GS: 62/21 (Playoffs 2/0) • Redington Shores, Fla.

PRO: Ryan Fowler is in his third season with the Titans after signing with the team as a restricted free agent from the Dallas Cowboys on March 20, 2007. Fowler is a sound, aggressive linebacker with good instincts that provides valuable starting-caliber depth at the middle linebacker position. In 2008, he saw action in all 16 games and started the first four contests at middle linebacker. The former Duke product collected 27 tackles, including two tackles for loss. Fowler also has the ability to be a major contributor on special teams. In 2006, he was an asset for the Cowboys special teams unit leading the team with a career-high 24 tackles. Fowler was originally signed by the Cowboys as an undrafted free agent on April 30, 2004.

TITANS TIDBITS:

- During the offseason, Fowler works on developing his company, Ryan Fowler and Associates, a capital placement venture dealing with investments ranging from real estate rehab projects to ownership of federal government-leased buildings.
- Since he was 12-years old, Fowler finds his mother before every sporting event that he participates in and they hold hands while saying a prayer. If his mother isn't present, Fowler will position his body towards the direction in which his mother is located in another city.
- Fowler has another pre-game ritual. Before he falls asleep at the team hotel the night before

every game, he reads a weekly letter written by his wife Stacy.

- Fowler was given his middle name Omead by his mother who is of Persian descent. His right arm bears a tattoo of Omead which means "hope" in Persian.
- Fowler reached one of his goals when the Cowboys signed him as an undrafted free agent on April 30, 2004. However shortly after that Fowler suffered a lower back injury in off-season workouts that put his career in jeopardy. The linebacker was released by the Cowboys in May of 2004. Devastated by his release Fowler rehabbed his back while out of the NFL. Deemed healthy by the time training camp started, the rookie was re-signed by the Cowboys on Aug. 2, 2004.

CAREER HIGHLIGHTS:

- **2008 (16/4, 1/0 - Tennessee):** In his second season with the Titans, saw action in all 16 games with four starts at middle linebacker and posted 27 tackles, including two tackles for loss. Saw significant action on special teams units and registered six tackles.
- At Cincinnati (9/14), started at middle linebacker and recorded seven tackles, including two tackles for loss in the 24-7 road victory. Stonewalled Chris Perry for a three-yard loss on a rush off right tackle in the second quarter. Tackled Perry for a one-yard loss on a

rush in the second quarter.

- Against Houston (9/21), started at middle linebacker and collected six tackles in the Titans' 31-12 victory.
- Against Baltimore (1/10), saw limited action in a reserve role at linebacker and posted a tackle for loss. Exploded through the line and stuffed Le'Ron McClain for a two-yard loss on a rush off left guard in the fourth quarter.

2007 (14/14, 0/0 - Tennessee): Started the first 14 games of the season at middle linebacker before being placed on injured reserve on Dec. 18, 2007. Registered a career-high 73 tackles, three tackles for loss, two passes defended and two special teams tackles.

- At Jacksonville (9/9), played in his first game in a Titans' uniform and collected three tackles.
- Against Jacksonville (11/11), tied a career high with nine tackles, including two tackles for loss and a pass defended.
- At Kansas City (12/16), tallied three tackles before leaving the game in the second quarter with a shoulder injury.

2006 (16/0, 1/0 - Dallas): Played in all 16 games and led Cowboys special teams unit with 24 tackles. In a reserve role on defense Fowler recorded three tackles with one tackle for a loss.

- At Tennessee (10/1), recorded two special teams tackles and recorded season-high two tackles at linebacker.

2005 (14/3 - Dallas): Played in 14 games with three starts at linebacker. Totaled a then career-high 16 tackles, four tackles for loss, one forced fumble and one fumble recovery. Also ranked second on team with 12 tackles on special teams. Was inactive two games (at San Francisco 9/25 and at Oakland 10/2) with strained left calf muscle.

- Against Denver (11/24), recorded first NFL start at middle linebacker for an injured Scott Shanle and posted two tackles. Also added one tackle on special teams.
- Against St. Louis (1/1), started at middle linebacker and led team with career-high nine tackles and two tackles for a loss.

2004 (2/0 - Dallas): As a rookie played in two contests primarily on special teams and totaled two tackles. Signed with Cowboys as an undrafted free agent on April 30 but was released month later. Re-signed with Dallas on Aug. 2 and was released on Sept. 5. Signed to Cowboys practice squad and spent first five weeks of season before being signed to active roster on Oct. 15. Was inactive for 10 games.

- Saw his first NFL action on special teams against Washington (12/26).

COLLEGE:

- Two-time team captain, Fowler became second player in Duke history to lead team in tackles for three consecutive years. Finished career second on school's career tackles for a loss list (47.5), third on the career tackles list (495) and sixth on career sacks list (12.5).
- As senior, earned second-team All-ACC honors and registered 136 tackles.
- As junior, earned honorable mention All-ACC and Academic All-ACC honors after leading Duke with career-high 145 tackles.
- As sophomore, led Blue Devils in tackles (127) and sacks (three) and tied for team lead in tackles for loss (seven).
- As freshman, earned Freshman All-America honors from The Sporting News and was named Duke's Most Outstanding Linebacker as a true freshman after leading Blue Devils with 87 tackles. He also led team in tackles for a loss (13) and sacks (seven) - the fourth best single-season sack total in school history.

PERSONAL:

- Married to Stacy (2/05), couple splits time between Nashville and Seminole, Fla., with daughters, Macy (3) and Ella (1). The family has an English bulldog named Ruby and a blood hound lab mix named Frank.
- Three-year letterman at Seminole High School in Redington Shores, Fla., playing quarterback, running back and linebacker. As a senior, he captained a team that went 8-2 and made an appearance in the state playoffs.
- In high school was also the state of Florida champion in discus as a junior and senior for Seminole track and field team.
- Attended NFL Business Management and Entrepreneurial Program at Wharton School at Penn during 2006 off-season.
- In Dallas he participated in The Salvation Army Angel Tree program - donating Christmas gifts for underprivileged children in 2004 and 2005.
- List of favorites: (TV Show) "Family Guy"; (Movie) "Coming To America"; (Sports Heroes) Joe Montana and Jerry Rice; (Restaurant/Food) Pappas Brothers/Steak; (Vacation Getaway) Maui; (Car) Dodge Charger SRT8; (Musician) John Legend and (Actor) Kevin Spacey.
- Hobbies include fishing and playing with his daughters Macy and Ella.
- Born Ryan Omead Fowler on May 20, 1982 in Tampa, Fla.

FOWLER GAME-BY-GAME

2004 Dallas Cowboys

Date	Opp	W/L	P/S	Tot	Solo	Sk	OBP	TFL	Int	Yds	PD	FF	FR	SpT
Dec 26	Was	L	p	0	0	0.0	-	-	0	0	0	0	0	0
Jan 2	@ NYG	W	p	0	0	0.0	-	-	0	0	0	0	0	0
Totals				7	2	0.0			0	0	0	0	0	2

* Was on Cowboys' practice squad from Sept. 12 - Oct. 10; was inactive for the next 10 games from Oct. 17 - Dec. 19

2005 Dallas Cowboys

Date	Opp	W/L	P/S	Tot	Solo	Sk	OBP	TFL	Int	Yds	PD	FF	FR	SpT
Sep 11	@ SD	W	p	0	0	0.0	-	-	0	0	0	0	0	0
Sep 19	Was	L	p	0	0	0.0	-	-	0	0	0	0	0	0
Sep 25	@ SF	W	IA											
Oct 2	@ Oak	L	IA											
Oct 9	Phi	W	p	0	0	0.0	-	-	0	0	0	0	0	0
Oct 16	NYG	W	p	0	0	0.0	-	-	0	0	0	0	0	0
Oct 23	@ Sea	L	p	0	0	0.0	-	-	0	0	0	0	0	0
Oct 30	Ari	W	p	0	0	0.0	-	-	0	0	0	0	0	0
Nov 14	@ Phi	W	p	0	0	0.0	-	-	0	0	0	0	0	0
Nov 20	Det	W	p	0	0	0.0	-	-	0	0	0	0	0	0
Nov 24	Den	L	S	2	2	0.0	-	-	0	0	0	0	0	0
Dec 4	@ NYG	L	p	0	0	0.0	-	-	0	0	0	0	0	0
Dec 11	Chi	W	p	0	0	0.0	-	-	0	0	0	0	0	0
Dec 18	@ Was	L	p	0	0	0.0	-	-	0	0	0	1	1	
Dec 24	@ Car	W	S	5	3	0.0	-	-	0	0	0	0	0	0
Jan 1	SIL	L	S	9	7	0.0	-	-	0	0	0	0	0	0
Totals				9-7	14/3	16	12	0.0	-	0	0	0	1	1

2006 Dallas Cowboys

Date	Opp	W/L	P/S	Tot	Solo	Sk	OBP	TFL	Int	Yds	PD	FF	FR	SpT
Sept 10	@ Jax	L	p	0	0	0.0	-	-	0	0	0	0	0	0
Sept 17	Was	W	p	0	0	0.0	-	-	0	0	0	0	0	0
Oct 1	@ Ten	W	p	2	0	0.0	-	-	0	0	0	0	0	0
Oct 8	@ Phi	L	p	0	0	0.0	-	-	0	0	0	0	0	0
Oct 15	Hou	W	p	0	0	0.0	-	-	0	0	0	0	0	0
Oct 23	NYG	W	p	0	0	0.0	-	-	0	0	0	0	0	0
Oct 29	@ Car	W	p	0	0	0.0	-	-	0	0	0	0	0	0
Nov 5	@ Was	L	p	0	0	0.0	-	-	0	0	0	0	0	0
Nov 12	Ari	W	p	0	0	0.0	-	-	0	0	0	0	0	0
Nov 19	Ind	W	p	0	0	0.0	-	-	0	0	0	0	0	0
Nov 23	TB	W	p	0	0	0.0	-	-	0	0	0	0	0	0
Dec 3	@ NYG	W	p	0	0	0.0	-	-	0	0	0	0	0	0
Dec 10	NO	W	p	1	1	0.0	-	-	0	0	0	0	0	0
Dec 16	@ All	W	p	0	0	0.0	-	-	0	0	0	0	0	0
Dec 25	Phi	L	p	0	0	0.0	-	-	0	0	0	0	0	0
Dec 31	Det	L	p	0	0	0.0	-	-	0	0	0	0	0	0
Totals				9-7	16/0	3	1	0.0	-	0	0	0	0	24

Playoffs

Jan 6	Sea	L	p	0	0	0.0	-	-	0	0	0	0	0	0
Totals				0-1	1/0	0	0	0.0	-	0	0	0	0	0

2007 Tennessee Titans

Date	Opp	W/L	P/S	Tot	Solo	Sk	OBP	TFL	Int	Yds	PD	FF	FR	SpT
Sep 9	@ Jax	W	S	3	1	0.0	0	0	0	0	0	0	0	0
Sep 16	Ind	L	S	7	4	0.0	0	0	0	0	0	0	0	0
Sep 24	@ NO	W	S	7	2	0.0	0	0	0	0	0	0	0	1
Oct 7	All	W	S	3	2	0.0	0	0	0	0	0	0	0	0
Oct 14	@ TB	L	S	3	2	0.0	0	0	0	0	0	0	0	0
Oct 21	@ Hou	W	S	1	1	0.0	0	0	0	0	0	1	0	0
Oct 28	Oak	W	S	5	3	0.0	0	0	0	0	0	0	0	1
Nov 4	Car	W	S	6	4	0.0	0	0	0	0	0	0	0	0
Nov 11	Jax	L	S	9	5	0.0	0	2	0	0	1	0	0	0
Nov 19	@ Den	L	S	6	3	0.0	0	0	0	0	0	0	0	0
Nov 25	@ Cin	L	S	8	5	0.0	0	0	0	0	0	0	0	0
Dec 2	Hou	W	S	7	4	0.0	0	0	0	0	0	0	0	0
Dec 9	SD	L	S	5	5	0.0	0	1	0	0	0	0	0	0
Dec 16	@ KC	W	S	3	1	0.0	0	0	0	0	0	0	0	0
Dec 23	NYJ	W	PLACED ON INJURED RESERVE 12/18/07											
Dec 30	@ Ind	W												
Totals				10-6	14/14	73	42	0.0	0	3	0	2	0	2

Playoffs

Jan 6	@ SD	L	INJURED RESERVE											
Totals				0-1										

2008 Tennessee Titans

Date	Opp	W/L	P/S	Tot	Solo	Sk	OBP	TFL	Int	Yds	PD	FF	FR	SpT
Sept 7	Jax	W	S	5	2	0.0	0	0	0	0	0	0	0	0
Sept 14	@ Cin	W	S	7	5	0.0	0	2	0	0	0	0	0	0
Sept 21	Hou	W	S	6	4	0.0	0	0	0	0	0	0	0	0
Sept 28	Min	W	S	0	0	0.0	0	0	0	0	0	0	0	2
Oct 5	@ Bal	W	p	1	0	0.0	0	0	0	0	0	0	0	0
Oct 19	@ KC	W	p	1	0	0.0	0	0	0	0	0	0	0	2
Oct 27	Ind	W	p	0	0	0.0	0	0	0	0	0	0	0	1
Nov 2	GB	W	p	1	0	0.0	0	0	0	0	0	0	0	0
Nov 9	@ Chi	W	p	0	0	0.0	0	0	0	0	0	0	0	0
Nov 16	@ Jax	W	p	0	0	0.0	0	0	0	0	0	0	0	0
Nov 23	NYJ	L	p	1	0	0.0	0	0	0	0	0	0	0	0
Nov 27	@ Det	W	p	0	0	0.0	0	0	0	0	0	0	0	0
Dec 7	Cle	W	p	0	0	0.0	0	0	0	0	0	0	0	0
Dec 14	@ Hou	L	p	0	0	0.0	0	0	0	0	0	0	0	0
Dec 21	Phi	W	p	0	0	0.0	0	0	0	0	0	0	0	0
Dec 28	@ Ind	L	p	5	3	0.0	0	0	0	0	0	0	0	0
Totals				13-3	16/4	27	14	0.0	0	2	0	0	0	6

Playoffs

Jan 10	Bal	L	p	1	1	0.0	NA	1	0	0	0	0	0	0
Totals				0-1	1/0	1	1	0.0	NA	1	0	0	0	0

RYAN FOWLER'S NFL STATISTICS

Year	Team	TACKLES						INTERCEPTIONS					FUMBLES				
		GP	GS	Tot	Solo	Asst	Sk	Yds	No	Yds	Lg	TD	PD	FF	FR	Yds	SpT
2004	Dallas	2	0	0	0	0	0.0	0.0	0	0	0	0	0	1	0	0	2
2005	Dallas	14	3	16	12	4	0.0	0.0	0	0	0	0	0	1	1	0	12
2006	Dallas	16	0	3	1	2	0.0	0.0	0	0	0	0	0	0	0	0	24
2007	Tennessee	14	14	73	42	31	0.0	0.0	0	0	0	0	2	0	0	0	2
2008	Tennessee	16	4	27	14	13	0.0	0.0	0	0	0	0	0	0	0	0	6
NFL Totals		62	21	119	69	50	0.0	0.0	0	0	0	0	2	2	1	0	46

Year	Team	TACKLES						INTERCEPTIONS					FUMBLES				
		GP	GS	Tot	Solo	Asst	Sk	Yds	No	Yds	Lg	TD	PD	FF	FR	Yds	SpT
2006	Dallas	1	0	0	0	0	0.0	0.0	0	0	0	0	0	0	0	0	0
2007	Tennessee	0	0	0	0	0	0.0	0.0	0	0	0	0	0	0	0	0	0
2008	Tennessee	1	0	1	1	0	0.0	0.0	0	0	0	0	0	0	0	0	0
Playoff Totals		2	0	1	1	0	0.0	0.0	0	0	0	0	0	0	0	0	0

Single-Game Highs

VETERANS

Front Office

Coaching Staff

FULLER

Rookies

2008 Season

Records

History

Playoff History

Sidelines

22



Vincent
FULLER



SAFETY

6'1" • 190 lbs. • Born: 8.3.82 • Exp. (NFL/Titans): 5/5 • D4a - 2005 • Virginia Tech
2008 GP/GS: 16/1 (Playoffs 1/0) • Career GP/GS: 50/1 (Playoffs 2/0) • Baltimore, Md.

PRO: In his first four NFL seasons, Titans defensive back Vincent Fuller garnered a reputation as a dedicated worker, fierce competitor and a versatile defender with a knack for being around the ball. He was rewarded during the 2009 offseason with a multi-year contract extension. His full-time role since the beginning of the 2007 season has been as the team's nickel defensive back, while he also maintains significant responsibilities on special teams. In 50 career games, he has totaled 93 tackles, one sack, six quarterback pressures, two tackles for loss, two interceptions, 10 passes defended, three forced fumbles and 21 special teams stops. After playing both cornerback and safety at Virginia Tech, Fuller's contributions as a rookie in 2005 were cut short two games into the season, when a right fibula injury landed him on injured reserve. He returned to play in every game as a special teams leader in his second season, paving the way to step into the nickel role in his third campaign. In pre-draft workouts, Fuller measured a 4.43-second 40-yard dash and a 37-inch vertical jump. He was selected in the fourth round (108th overall) in the 2005 NFL Draft.

TITANS TIDBITS:

- Fuller followed in the footsteps of his cousin Damien Russell by playing for Virginia Tech and then in the NFL. Russell played safety for the Hokies (1988-91) and the San Francisco 49ers (1993).
- During his sophomore year at Virginia Tech, Fuller's cousin Jammal Smoot died in a fatal car accident. The two were very close, and Fuller has stated that not having his cousin in his life has been the most difficult experience he has been forced to overcome.
- After football, Fuller wants to further his education, even possibly attend law school. He also has an interest in coaching high school football.
- Fuller credits his experience as a quarterback at Woodlawn High School in Baltimore, Md., as one of the reasons for his aptitude in understanding offenses.

CAREER HIGHLIGHTS:

2008 (16/1, 1/0): Played in 16 games as team's nickel defensive back and posted career high with 43 tackles. Also contributed four passes defended, one forced fumble and six special teams tackles.

- Against Houston (9/21), registered four tackles, including teaming with Cortland Finnegan to stonewall Steve Slaton for one-yard gain on fourth-and-four in third quarter.
- Against Minnesota (9/28), tied for team lead with season-high seven tackles. Registered forced fumble on defense and added special teams stop.
- Against Indianapolis (10/27), notched three tackles and two passes defended on Monday Night Football. Halted Colts' opening drive by batting down third-down pass intended for Reggie Wayne. Made another third-down stop by deflecting Peyton Manning pass that was intercepted by Chris Hope in second quarter.
- Against Green Bay (11/2), made first career NFL start as nickel back and posted two tackles in overtime victory.
- Against Baltimore (1/10), posted one tackle in Divisional playoff.

2007 (16/0, 1/0): Played in 16 games as team's nickel defensive back and posted then-career highs in tackles (35), interceptions (two), passes defended (four), sacks (one) and quarterback pressures (three). Added five stops on special teams.

- At New Orleans (9/24), collected first career interception when he snared a Drew Brees pass intended for Lance Moore and returned it 61 yards for a touchdown with 2:39 remaining in fourth quarter.
- Against Atlanta (10/7), picked off Joey Harrington pass and returned it 76 yards for a go-ahead touchdown. Became first NFL player to record consecutive games with interception return for touchdown since Darren Sharper, who accomplished feat in final game of 2004 season (1/2/05) and first game of 2005 season (9/11/05).
- In Wild Card Game at San Diego (1/6), recorded two tackles in playoff debut.

2006 (16/0): Played in all 16 games and posted 15 tackles, two quarterback pressures, two passes defended and two forced fumbles in a reserve role on defense. Registered 10 tackles on special teams.

- At Philadelphia (11/19), played nickel back and set career high with eight tackles. Added one forced fumble and one pass defended in win.

2005 (2/0): Played in two games before suffering season-ending right fibula injury against Baltimore (9/18). Was inactive for five games (9/25 at St. Louis through 10/23 at Arizona) before being placed on injured reserve Oct. 29.

- In season opener at Pittsburgh (9/11), made NFL debut as nickel defensive back.

- Against Baltimore (9/18), injured right fibula on opening kickoff

COLLEGE:

- During his 50-game Virginia Tech career, totaled 142 tackles, a half-sack, 19 pass deflections, eight interceptions, three fumble recoveries, and returned blocked field goal 74 yards for touchdown.

- As senior, was All-ACC honorable mention selection, starting 13 games for ACC Champions. Moved back to free safety from cornerback and recorded 51 tackles, four deflected passes, three interceptions and a forced fumble.

- As junior, played in every game with three starts at cornerback. Recorded career-high 56 tackles, seven passes defended, an interception, three fumble recoveries and two forced fumbles.

- Graduated with degree in business information technology.

PERSONAL:

- Single, splits time between Nashville and Baltimore, Md.

- Played quarterback, free safety and cornerback while earning All-State, All-County, All-Metro, Prep Star (All-American) and USA Today honorable mention as a senior at Woodlawn High School in Baltimore, Md. Concluded high school career with over 100 tackles and 10 interceptions on defense. Passed for 2,685 yards, including 28 touchdown passes, along with more than 1,000 yards rushing and 20 rushing touchdowns.

- Received All-State honors in track and the Unsung Hero Award in basketball during high school.

- Participated in Titans Caravan, "Read Across America" Week, David Thornton's Cold Feet/Warm Shoes program, Cortland Finnegan's "Karaoke for the Cure" to benefit The Leukemia & Lymphoma Society and Titans Kids Club Day.

- List of favorites: (movie) "GoodFellas"; (TV show) "Pardon The Interruption"; (musical artist) Jay-Z; (video game) Madden; (food) Stoney River's "legendary filet"; (actor) Denzel Washington; (vacation getaway) "being at home"; and (book) "Pride and Prejudice."

- Born Vincent Fuller II on Aug. 3, 1982 in Baltimore, Md.

FULLER GAME-BY-GAME

2005 Tennessee Titans														
Date	Opp.	W/L	P/S	Tot	Solo	Sk	QBP	TFL	Int	Yds	PD	FF	FR	SpT
Sept 11	@ Phi	L	p	0	0	0	0	0	0	0	0	0	0	0
Sept 18	Bal	W	p	0	0	0	0	0	0	0	0	0	0	0
Sept 25	@ Stl	L	IA											
Oct 2	Ind	L	IA											
Oct 9	@ Hou	W	IA											
Oct 16	Cin	L	IA											
Oct 23	@ Ari	L	IA											
Oct 30	Oak	L		PLACED ON INJURED RESERVE 10/29/05										
Totals				4-12	2/0	0	0	0	0	0	0	0	0	0

2006 Tennessee Titans														
Date	Opp.	W/L	P/S	Tot	Solo	Sk	QBP	TFL	Int	Yds	PD	FF	FR	SpT
Sept 10	NVJ	L	p	0	0	0.0	0	0	0	0	0	0	0	1
Sept 17	@ SD	L	p	0	0	0.0	0	0	0	0	0	0	0	1
Sept 24	@ Mia	L	p	1	0	0.0	0	0	0	0	0	0	0	0
Oct 1	Dal	L	p	0	0	0.0	0	0	0	0	0	0	0	0
Oct 8	@ Ind	L	p	0	0	0.0	0	0	0	0	0	0	0	1
Oct 15	@ Was	W	p	1	1	0.0	0	0	0	0	0	0	0	1
Oct 29	Hou	W	p	1	1	0.0	0	0	0	0	0	1	0	0
Nov 5	@ Jax	L	p	0	0	0.0	1	0	0	0	0	0	0	0
Nov 12	Bal	L	p	1	1	0.0	0	0	0	0	0	0	0	2
Nov 19	@ Phi	W	p	8	6	0.0	0	0	0	0	1	1	0	0
Nov 26	NVG	W	p	0	0	0.0	0	0	0	0	0	0	0	1
Dec 3	Ind	W	p	1	1	0.0	0	0	0	0	0	0	0	0
Dec 10	@ Hou	W	p	0	0	0.0	0	0	0	0	0	0	0	1

2007 Tennessee Titans														
Date	Opp.	W/L	P/S	Tot	Solo	Sk	QBP	TFL	Int	Yds	PD	FF	FR	SpT
Sept 9	@ Jax	W	p	2	2	0.0	0	0	0	0	0	0	0	0
Sept 16	Ind	L	p	1	1	0.0	0	0	0	0	0	0	0	1
Sept 24	@ NO	W	p	3	1	0.0	0	0	0	1	61	1	0	0
Oct 7	All	W	p	2	1	0.0	1	0	1	76	1	0	0	0
Oct 14	@ TB	L	p	3	3	0.0	0	0	0	0	0	0	0	1
Oct 21	@ Hou	W	p	3	3	0.0	0	0	0	0	0	0	0	0
Oct 28	Oak	W	p	1	1	0.0	0	0	0	0	0	0	0	2
Nov 4	Car	W	p	2	2	0.0	1	0	0	0	0	0	0	0
Nov 11	Jax	L	p	1	0	0.0	0	0	0	0	0	1	0	1
Nov 19	@ Den	L	p	2	1	1.0	0	0	0	0	0	0	0	0
Nov 25	@ Cin	L	p	4	1	0.0	0	0	0	0	0	0	0	0
Dec 2	Hou	W	p	0	0	0.0	1	0	0	0	0	1	0	0
Dec 9	SD	L	p	7	7	0.0	0	1	0	0	0	0	0	0
Dec 16	@ KC	W	p	1	1	0.0	0	0	0	0	0	0	0	0
Dec 23	NVJ	W	p	0	0	0.0	0	0	0	0	0	0	0	0
Dec 30	@ Ind	W	p	3	3	0.0	0	1	0	0	0	0	0	0
Totals				10-6	16/0	35	27	1.0	3	2	2	137	4	0

Playoffs														
Date	Opp.	W/L	P/S	Tot	Solo	Sk	QBP	TFL	Int	Yds	PD	FF	FR	SpT
Jan 6	@ SD	L	p	2	2	0	0	0	0	0	0	0	0	0
Totals				0-1	1/0	2	2	0	0	0	0	0	0	0

VETERANS

FULLER GAME-BY-GAME

2008 Tennessee Titans											2007 Tennessee Titans																					
Date	Opp	W/L	P/S	Tot	Solo	Sk	OBP	TFL	Int	Yds	PD	FF	FR	SpT	Date	Opp	W/L	P/S	Tot	Solo	Sk	OBP	TFL	Int	Yds	PD	FF	FR	SpT			
Sept 7	@ Jax	W	p	3	2	0.0	0	0	0	0	0	0	0	0	Nov 16	@ Jax	W	p	0	0	0.0	0	0	0	0	0	0	0	0	0		
Sept 14	@ Cin	W	p	5	4	0.0	0	0	0	0	0	0	0	1	Nov 23	NVJ	L	p	0	0	0.0	0	0	0	0	0	0	0	0	0		
Sept 21	@ Hou	W	p	4	4	0.0	0	0	0	0	0	0	0	0	Nov 27	@ Det	W	p	2	1	0.0	0	0	0	0	0	0	1	0	0	0	
Sept 28	Min	W	p	7	7	0.0	0	0	0	0	0	0	0	1	Dec 7	@ Cle	W	p	3	3	0.0	1	0	0	0	0	0	0	0	0	1	
Oct 5	@ Bal	W	p	1	1	0.0	0	0	0	0	0	0	0	0	Dec 14	@ Hou	L	p	2	1	0.0	0	0	0	0	0	0	0	0	0	2	
Oct 19	@ KC	W	p	2	2	0.0	0	0	0	0	0	0	0	0	Dec 21	@ Phi	W	p	4	3	0.0	0	0	0	0	0	0	0	0	0	0	0
Oct 27	Ind	W	p	3	3	0.0	0	0	0	0	0	0	0	0	Dec 28	@ Ind	L	p	2	2	0.0	0	0	0	0	0	0	0	0	0	0	0
Nov 2	GB	W	S	2	1	0.0	0	0	0	0	0	0	0	0	Totals	13-3 16/1			43	35	0.0	1	0	0	0	0	4	1	0	6		
Nov 9	@ Chi	W	p	3	1	0.0	0	0	0	0	0	0	0	0	Playoffs																	
															Jan 10	Bal	L	p	1	0	0.0	NA	0	0	0	0	0	0	0	0		
															Totals	0-1 1/0			1	0	0.0	NA	0	0	0	0	0	0	0	0	0	

VINCENT FULLER'S NFL STATISTICS

Year	Team	TACKLES							INTERCEPTIONS					FUMBLES			
		GP	GS	Tot	Solo	Asst	Sk	Yds	No	Yds	Lg	TD	PD	FF	FR	Yds	SpT
2005	Tennessee	2	0	0	0	0	0.0	0.0	0	0	0	0	0	0	0	0	0
2006	Tennessee	16	0	15	11	4	0.0	0.0	0	0	0	2	2	0	0	10	
2007	Tennessee	16	0	35	27	8	1.0	7.0	2	137	76t	2	4	0	0	5	
2008	Tennessee	16	1	43	35	8	0.0	0.0	0	0	0	4	1	0	0	6	
NFL Totals		50	1	93	73	20	1.0	7.0	2	137	76t	2	10	3	0	21	

Year	Team	TACKLES							INTERCEPTIONS					FUMBLES			
		GP	GS	Tot	Solo	Asst	Sk	Yds	No	Yds	Lg	TD	PD	FF	FR	Yds	SpT
2007	Tennessee	1	0	2	2	0	0.0	0.0	0	0	0	0	0	0	0	0	
2008	Tennessee	1	0	1	0	1	0.0	0.0	0	0	0	0	0	0	0	0	
Playoff Totals		2	0	3	2	1	0.0	0.0	0	0	0	0	0	0	0	0	

Single-Game Highs
 Tackles - 8 at Philadelphia (11/19/06)
 Interceptions - 1 (two times, last vs. Atlanta 10/7/07)
 Passes defended - 2 vs. Indianapolis (10/27/08)
 Special Teams tackles - 2 (two times, last vs. Oakland 10/28/07)

Additional Statistics
 Touchdowns - 2 (61-yard interception return at New Orleans 9/24/07; 76-yard interception return vs. Atlanta (10/7/07)
 Special Teams Fumble Recoveries - 1 (2007)

Playoff Single-Game Highs
 Tackles - 2 at San Diego (1/6/08)

12



Justin GAGE

WIDE RECEIVER



6'4" • 212 lbs. • Born: 1.24.81 • Exp. (NFL/Titans): 7/3 • UFA (Chicago) - 2007 • Missouri
 2008 GP/GS: 12/11 (Playoffs 1/1) • Career GP/GS: 77/35 (Playoffs 4/3) • Jefferson City, Mo.

PRO: A big, athletic target with speed to stretch the field, Gage is coming off the two most successful seasons of his career. Last season, the 6-foot-4-inch, 212-pound receiver caught 34 passes for a team-best 651 yards and a career-high six touchdowns. During his first season with the Titans in 2007, he led the club with a career-high 750 receiving yards and tied for the team lead with a career-best 55 receptions. Since joining Tennessee, Gage has had a knack for getting first down yardage. Of his 89 receptions over the last two seasons, 73 (82.0 percent) have resulted in first downs, a mark that ranks second in the NFL over that time span. The veteran

wideout also has big-play ability as his 19.1-yard receiving average in 2008 ranked third in the NFL. This season, the Titans offense will rely on his athleticism and ability to line up in the slot or on the outside, making him a dangerous pass catcher. Gage's first four NFL seasons were spent in Chicago, where he contributed 64 receptions for 908 yards (14.2 avg.) and four touchdowns in 49 games (16 starts). As a rookie in 2003, Gage led the Bears with a 19.9-yards-per-reception average (17 receptions for 338 yards). Gage is a natural athlete who played three years on Missouri's basketball team and switched from quarterback to wide receiver prior

to his sophomore year of college. Gage originally was a fifth-round selection (143rd overall) by the Chicago Bears in the 2003 NFL Draft.

TITANS TIDBITS:

- During the 2008 offseason, Gage founded the Twelve Starz Foundation, which benefits underprivileged youth in his hometown of Jefferson City, Mo.
- Gage was still relatively new to the receiver position when he entered the NFL in 2003. He converted from quarterback prior to his sophomore year at Missouri. In high school, he played quarterback and earned all-state honors as a defensive back.
- Gage's first career touchdown pass at Missouri was a one-yard toss to former Titans tight end Dwayne Blakley against Texas A&M (11/13/99).
- The multi-talented Gage was a two-sport standout at Missouri. For his first three years of college, he played in a total of 73 games with the basketball team and averaged 2.1 points and 2.9 rebounds per game. He decided prior to his senior year to focus strictly on football.
- For five years, Gage has co-hosted an offseason youth football camp at Concordia University Chicago with former Chicago Bears guard and second cousin Revie Sorey. He held his first football camp in Jefferson City in 2009.

CAREER HIGHLIGHTS:

2008 (12/11, 1/1 – Tennessee): Saw action in 12 games with 11 starts at wide receiver and finished with 34 receptions for a team-high 651 receiving yards and a career-best six touchdown catches. His 19.1-yard receiving average ranked third in the NFL and the 34 receptions ranked fourth on the team and were the second-highest total of his career. Set a single-game career-high with 147 receiving yards and two touchdowns at Jacksonville (11/16). Posted 10 receptions for 135 yards in the Wild Card game against Baltimore (1/10). His yardage total ranks second in team playoff history, trailing only Ernest Givins' 136-yard effort against the Pittsburgh Steelers (12/31/89). His 10 receptions tied for second place in team playoff history, matching Frank Wycheck's total against Pittsburgh (1/11/03) and trailing only Givins' 11 receptions against the Steelers (12/31/89). During the regular season led or tied for the team lead in receptions five times (at CIN, vs. MIN, at JAX, at DET, at HST) and led the team in receiving yards five times (at CIN, vs. MIN, at JAX, at HST, vs. PIT).

- At Cincinnati (9/14), led the team with five receptions, 59 receiving yards and a touchdown in the 24-7 road victory. Gave the Titans a 14-7 lead with an 11-yard touchdown grab with 38

seconds remaining in the second quarter.

- Against Minnesota (9/28), led the team with five receptions and 92 receiving yards in the Titans' 30-17 victory. Snared a 28-yard completion during the Titans' third scoring drive early in the second quarter. Two plays later, hauled in a 25-yard pass deep down the right sideline. Converted a key fourth-and-two with a two-yard grab, setting up a first-and-goal scoring opportunity in the second quarter.
 - At Chicago (11/9), grabbed four receptions for 47 yards and a touchdown in the Titans' 21-14 road win. Gave the Titans a 14-7 lead with a 12-yard touchdown reception on third-and-three in the third quarter.
 - At Jacksonville (11/16), snared four receptions for a career-high 147 yards and two touchdowns in the Titans' 24-14 come-from-behind victory. Got open down the left sideline and hauled in a 47-yard reception on the opening play of the game. Gave the Titans a 17-14 lead by hauling in a 56-yard touchdown toss down the left sideline in the third quarter. Sealed the victory with his second touchdown reception of the afternoon, a 38-yarder with 3:57 left to play in the fourth quarter.
 - Against Pittsburgh (12/21), grabbed five receptions for a team-high 104 receiving yards with a touchdown in the Titans' 31-14 victory. Hauled in a 26-yard reception deep over the middle during the first quarter. Gave the Titans a 10-0 lead with a 34-yard touchdown reception on third-and-five in the second quarter. Extended a Titans' scoring drive in the third quarter with a 21-yard catch on third-and-eight. Kept a Titans' scoring drive alive with a 17-yard reception along the sideline on fourth-and-three late in the third quarter.
 - In the Divisional playoffs against Baltimore (1/10), led the team with a game-high 10 receptions and 135 receiving yards. Set up the Titans first touchdown with a 20-yard reception down to the Ravens' eight-yard line.
- 2007 (16/8, 1/1 – Tennessee):** Saw action in all 16 games with eight starts. Started the final seven games of the regular season and tied for the team lead with 55 receptions, while leading the team with 750 receiving yards. Of Gage's 55 receptions, 45 of them – 81.8 percent – resulted in first downs. That was the third-highest percentage in the NFL among qualifying players (min. 32 receptions), behind only Terrell Owens (85.2 percent) and Brandon Stokley (85.0). Led or tied for the team lead in receptions six times in 2007 (at JAX, vs. OAK, vs. JAX, at DEN, vs. HST, at IND). Led the team in receiving yards seven times in 2007 (at JAX, at TB, vs. OAK, vs. JAX, at DEN, at CIN, at IND). Tied for the team lead in special teams tackles once in 2007 (at NO). Set a career-high with 104 receiving yards on seven receptions against Indianapolis (12/30).

Front Office

Coaching Staff

GAGE

Rookies

2008 Season

Records

History

Playoff History

Sidelines

- Against Jacksonville (11/11), led the team with seven receptions and 90 receiving yards, while grabbing his first touchdown in a Titans' uniform. Made a juggling catch in the end zone for a 20-yard touchdown reception on third-and-nine in the fourth quarter.

- At Cincinnati (11/25), led the team with 98 receiving yards on four catches, including a career-best 73-yard reception.

- At Indianapolis (12/30), led the team and matched a career-best with seven receptions for a career-high 104 receiving yards in the Titans' 16-10 playoff-clinching victory.

2006 (8/0, 1/0 – Chicago): Played eight games in final season with Bears and totaled four receptions for 68 yards. Was inactive for eight contests.

- Against Miami (11/5), totaled season-high 51 yards on two receptions, including 34-yarder.

2005 (15/11, 1/1 – Chicago): Set new career high with 11 starts in 15 total games with Bears. As second receiver for most of season, registered career-best marks for receptions (31) and yards (346) while tying previous best with two touchdown receptions. Led team by recording first downs on 22-of-31 receptions (71.0%). Paced Bears in receptions in four games while leading the team in receiving yards in two contests. Inactive in one game (10/23 against Baltimore).

- Against Carolina (11/20), set new career high with seven catches for team-high 81 yards.

- In Divisional Playoff against Carolina (1/15/06), recorded three receptions for 28 yards, including 24-yard reception.

2004 (16/2 – Chicago): Appeared in 16 games with Bears and started two contests. Ranked sixth on team with 156 yards on 12 receptions, including three receptions of 20 yards or longer.

- At Tampa Bay (10/24), led Bears with four receptions for 43 yards.

2003 (10/3 – Chicago): Led Bears with 19.9-yards receiving average as rookie. Registered 17 receptions for 338 yards and two touchdowns in 10 games (three starts). Five of first six career receptions went for more than 20 yards. Inactive for season's first five games and for season finale against Kansas City (12/28) with knee injury.

- At Seattle (10/19), made NFL debut and registered two receptions for 26 yards, including 21-yard catch.

- Against Arizona (11/30), recorded season high with 100 yards on four receptions, including long of 57 yards.

COLLEGE:

- Three-time all-Big 12 Conference selection at Missouri started each of team's 34 games during final three years, finishing with 200 career catches for 2,704 yards and 18 touchdowns while leading the team in receiving each season.

- Also passed for 258 yards by completing 18 of 49 passes with four touchdowns before switching from quarterback to receiver prior to sophomore season.

- As senior, named first-team All-Big 12 after leading team with single-season school record 82 receptions for 1,075 yards and nine touchdowns.

- As junior, ranked 13th in NCAA with 6.8 receptions per game, posted team-high 74 receptions (third-highest total in school history) and gained 920 yards receiving (fifth-best in team annals) with five touchdowns. Earned consensus first-team all-Big 12 honors.

- Scheduled to redshirt as freshman, but was forced into action at quarterback in final three games and completed 14 of 41 passes for 138 yards and two touchdowns.

- Majored in business.

PERSONAL:

- Engaged to Joy Carter, splits time between Nashville and St. Louis, Mo. Has a son, Justin Corde Gage (1).

- Standout quarterback at Jefferson City (Mo.) H.S. added second-team all-state honors as defensive back. Passed for 1,148 yards and 21 touchdowns while rushing for 702 yards and 12 touchdowns as senior.

- Also lettered in basketball in high school.

- Took part in Titans Caravan 2008 in April visiting fans in Lebanon, Gallatin, Bowling Green and White House.

- Active with Boys & Girls Club in Jefferson City.

- List of favorites: (movie) "Harlem Nights"; (TV show) "24"; (actor) Denzel Washington; (actress) Salma Hayek; (musicians) Trick Daddy and Lil' Wayne; (school subject) math; (video games) any action games; (vacation getaway) Bahamas; and (food) soul food.

- Born Justin Charles Gage on Jan. 24, 1981 in Indianapolis, Ind.

GAGE GAME-BY-GAME

2003 Chicago Bears				RECEIVING				
Date	Opp.	W/L	P/S	No	Yds	Avg	Lg	TD
Sept 7	@ SF	L	IA					
Sept 14	@ Min	L	IA					
Sept 29	@ GB	L	IA					
Oct 5	@ Oak	W	IA					
Oct 12	@ NO	L	IA					
Oct 19	@ Sea	L	p	2	26	13.0	21	0
Oct 26	Det	W	p	2	58	29.0	37	1
Nov 2	SD	W	S	2	52	26.0	28	0
Nov 9	@ Det	L	p	1	16	16.0	16	0
Nov 16	SIL	L	p	0	0	0.0	0	0
Nov 23	@ Den	W	p	0	0	0.0	0	0
Nov 30	Ari	W	p	4	100	25.0	57	0
Dec 7	@ GB	L	p	1	28	28.0	28	0
Dec 14	Min	W	S	1	16	16.0	16	0
Dec 21	Was	W	S	4	42	10.5	12	1
Dec 28	@ KC	L	IA					
Totals		7-9	10/3	17	338	19.9	57	2

2004 Chicago Bears				RECEIVING				
Date	Opp.	W/L	P/S	No	Yds	Avg	Lg	TD
Sept 12	Det	L	p	1	9	9.0	9	0
Sept 19	@ GB	W	p	0	0	0.0	0	0
Sept 26	@ Min	L	p	1	32	32.0	32	0
Oct 3	Phi	L	S	0	0	0.0	0	0
Oct 17	Was	L	p	1	9	9.0	9	0
Oct 24	@ TB	L	S	4	43	10.7	21	0
Oct 31	SF	W	p	0	0	0.0	0	0
Nov 7	@ NYG	W	p	0	0	0.0	0	0
Nov 14	@ Ten	W	p	0	0	0.0	0	0
Nov 21	Ind	L	p	1	7	7.0	7	0
Nov 25	@ Dal	L	p	0	0	0.0	0	0
Dec 5	Min	W	p	2	31	15.5	20	0
Dec 12	@ Jax	L	p	1	7	7.0	7	0
Dec 19	Hou	L	p	1	18	18.0	18	0
Dec 26	@ Det	L	p	0	0	0.0	0	0
Jan 2	GB	L	p	0	0	0.0	0	0
Totals		5-11	16/2	12	156	13.0	32	0

2005 Chicago Bears				RECEIVING				
Date	Opp.	W/L	P/S	No	Yds	Avg	Lg	TD
Sept 11	@ Was	L	S	1	10	10.0	10	0
Sept 18	Det	W	S	1	21	21.0	21	0
Sept 25	Cin	L	S	0	0	0.0	0	0
Oct 9	@ Cle	L	p	0	0	0.0	0	0
Oct 16	Min	W	p	0	0	0.0	0	0
Oct 23	Bal	W	IA					
Oct 30	@ Det	W	p	2	47	23.5	25	0
Nov 6	@ NO	W	S	4	28	7.0	13	1
Nov 13	SF	W	S	1	6	6.0	6	0
Nov 20	Car	W	S	7	81	11.6	18	0
Nov 27	@ TB	W	S	4	32	8.0	13	0
Dec 4	GB	W	p	0	0	0.0	0	0
Dec 11	@ Pit	L	S	1	11	11.0	11	0
Dec 18	Atl	W	S	2	29	14.5	19	0
Dec 25	@ GB	W	S	2	14	7.0	8	0
Jan 1	@ Min	L	S	6	67	11.2	21	1
Totals		11-5	15/11	31	346	11.2	25	2
Playoffs								
Jan 15	Car	L	S	3	28	9.3	24	0
Totals		0-1	1/1	3	28	9.3	24	0

2006 Chicago Bears				RECEIVING				
Date	Opp.	W/L	P/S	No	Yds	Avg	Lg	TD
Sept 10	@ GB	W	IA					
Sept 17	Det	W	IA					

Sept 24	@ Min	W	IA					
Oct 1	Sea	W	p	0	0	0.0	0	0
Oct 8	Buf	W	p	2	17	8.5	13	0
Oct 16	@ Ari	W	p	0	0	0.0	0	0
Oct 29	SF	W	p	0	0	0.0	0	0
Nov 5	Mia	L	p	2	51	25.5	34	0
Nov 12	@ NYG	W	p	0	0	0.0	0	0
Nov 19	@ NYJ	W	p	0	0	0.0	0	0
Nov 26	@ NE	L	IA					
Dec 3	Min	W	IA					
Dec 11	@ SIL	W	IA					
Dec 17	TB	W	IA					
Dec 24	@ Det	W	p	0	0	0.0	0	0
Dec 31	GB	L	IA					
Totals		13-3	8/0	4	68	17.0	34	0
Playoffs								
Jan 14	Sea	W	IA					
Jan 21	NO	W	p	0	0	0.0	0	0
Feb 4	Ind	L	IA					
Totals		2-1	1/0	0	0	0.0	0	0

2007 Tennessee Titans				RECEIVING				
Date	Opp.	W/L	P/S	No	Yds	Avg	Lg	TD
Sept 9	@ Jax	W	S	2	26	13.0	17	0
Sept 16	Ind	L	p	1	10	10.0	10	0
Sept 24	@ NO	W	p	0	0	0.0	0	0
Oct 7	Atl	W	p	3	15	5.0	8	0
Oct 14	@ TB	L	p	4	82	20.5	42	0
Oct 21	@ Hou	W	p	5	48	9.6	24	0
Oct 28	Oak	W	p	2	19	9.5	12	0
Nov 4	Car	W	p	2	23	11.5	12	0
Nov 11	Jax	L	p	7	90	12.9	28	1
Nov 19	@ Den	L	S	6	66	11.0	18	0
Nov 25	@ Cin	L	S	4	98	24.5	73	0
Dec 2	Hou	W	S	5	64	12.8	20	1
Dec 9	SD	L	S	1	12	12.0	12	0
Dec 16	@ KC	W	S	3	45	15.0	17	0
Dec 23	NYJ	W	S	3	48	16.0	29	0
Dec 30	@ Ind	W	S	7	104	14.9	21	0
Totals		10-6	16/8	55	750	13.6	73	2
Playoffs								
Jan 6	@ SD	L	S	1	19	19.0	19	0
Totals		0-1	1/1	1	19	19.0	19	0

2008 Tennessee Titans				RECEIVING				
Date	Opp.	W/L	P/S	No	Yds	Avg	Lg	TD
Sept 7	Jax	W	S	2	25	12.5	21	0
Sept 14	@ Cin	W	S	5	59	11.8	19	1
Sept 21	Hou	W	IA					
Sept 28	Min	W	S	5	92	18.4	28	0
Oct 5	@ Bal	W	IA					
Oct 19	@ KC	W	IA					
Oct 27	Ind	W	p	1	6	6.0	6	0
Nov 2	GB	W	S	0	0	0.0	0	0
Nov 9	@ Chi	W	S	4	47	11.8	16	1
Nov 16	@ Jax	W	S	4	147	36.8	56	2
Nov 23	NYJ	L	S	1	37	37.0	37	0
Nov 27	@ Det	W	S	2	40	20.0	26	0
Dec 7	Chi	W	S	2	18	9.0	9	1
Dec 14	@ Hou	L	S	3	76	25.3	34	0
Dec 21	Pit	W	S	5	104	20.8	34	1
Dec 28	@ Ind	L	IA					
Totals		13-3	12/11	34	651	19.1	56	6
Playoffs								
Jan 10	Bal	L	S	10	135	13.5	24	0
Totals		0-1	1/1	10	135	13.5	24	0

Front Office

Coaching Staff

GAGE

Rookies

2008 Season

Records

History

Playoff History

Sidelines

VETERANS

JUSTIN GAGE'S NFL STATISTICS

Year	Team	RECEIVING						RUSHING					
		GP	GS	No	Yds	Avg	Lg	TD	Att	Yds	Avg	Lg	TD
2003	Chicago	10	3	17	338	19.9	57	2	0	0	0.0	0	0
2004	Chicago	16	2	12	156	13.0	32	0	0	0	0.0	0	0
2005	Chicago	15	11	31	346	11.2	25	2	0	0	0.0	0	0
2006	Chicago	8	0	4	68	17.0	34	0	0	0	0.0	0	0
2007	Tennessee	16	8	55	750	13.6	73	2	0	0	0.0	0	0
2008	Tennessee	12	11	34	651	19.1	56	6	0	0	0.0	0	0
NFL Totals		77	35	153	2,309	15.1	73	12	0	0	0.0	0	0

PLAYOFFS		RECEIVING						RUSHING					
Year	Team	GP	GS	No	Yds	Avg	Lg	TD	Att	Yds	Avg	Lg	TD
2005	Chicago	1	1	3	28	9.3	24	0	0	0	0.0	0	0
2006	Chicago	1	0	0	0	0.0	0	0	0	0	0.0	0	0
2007	Tennessee	1	1	1	19	19.0	19	0	0	0	0.0	0	0
2008	Tennessee	1	1	10	135	13.5	24	0	0	0	0.0	0	0
Playoff Totals		4	3	14	182	13.0	24	0	0	0	0.0	0	0

Single-Game Highs

Receptions - 7 (three times, last at Indianapolis 12/30/07)

Receiving yards - 147 at Jacksonville (11/16/08)

Long Reception - 73 at Cincinnati (11/25/07)

Touchdowns - 2 at Jacksonville (11/16/08)

Playoff Single-Game Highs

Receptions - 10 vs. Baltimore (1/10/09)

Receiving Yards - 135 vs. Baltimore (1/10/09)

Longest Reception - 24 (twice last vs. Baltimore 1/10/09)

Additional Statistics

56 yard punt return (on reverse vs. Detroit 9/12/04)

35



Quinton GANTHER



RUNNING BACK

5'9" • 214 lbs. • Born: 7.15.84 • Exp. (NFL/Titans): 2/2 • D7c - 2006 • Utah
 2008 GP/GS: 13/0 (Playoffs 1/0) • Career GP/GS: 17/0 (Playoffs 1/0) • Richmond, Calif.

PRO: Running back Quinton Ganthier is a downhill runner who packs substantial power in his 5-foot-9 frame. He is versatile enough to contribute as a featured tailback or a fullback. In his first two years with the Titans, he spent the majority of his time on the team's practice squad (on active roster Sept. 16-30, 2006 and Oct. 20-Nov. 5, 2007). Then, in 2008, he spent his first full season on the club's 53-man roster, contributing nine carries for 61 yards and six receptions for 43 yards in 13 games. In pre-draft workouts, he ran the 40-yard dash in 4.56 seconds and bench pressed 430 pounds. He was selected with the Titans' third pick of the seventh round (compensatory selection, 246th overall) in the 2006 NFL Draft.

TITANS TIDBITS:

- Ganthier suffered an emotional loss in 2004, when one of his best friends, Terrance Kelly, was murdered in their hometown of Richmond,

Calif. Kelly was within days of leaving Richmond to attend the University of Oregon on a football scholarship when he was killed. Ganthier remembers his friend by writing the initials T.K. on his wrist tape before every game.

- Ganthier's emergence from his rough childhood surroundings has led to his desire to help underprivileged youth. A sociology major in college, he spent considerable time in Utah visiting homeless shelters and tutoring children and also has talked with teenagers numerous times in the Richmond, Calif., area about making good decisions and the importance of education.
- Ganthier and fellow Titans running back Chris Henry shared a connection long before they arrived in Tennessee. Their fathers went to El Cerrito High School in Richmond, Calif., together and were teammates on the wrestling team.

CAREER HIGHLIGHTS:

2008 (13/0, 1/0): In his first full season on the 53-man roster, totaled nine rushing attempts for 61 yards and six receptions for 43 yards in 13 games. Also contributed five special teams tackles. Inactive in three games (9/7 vs. Jacksonville, 9/14 at Cincinnati and 12/14 at Houston).

- At Kansas City (10/19), recorded first NFL carries, accumulating 11 yards on two attempts.
- Against N.Y. Jets (11/23), snared three receptions for 40 yards, including career long of 15.
- At Detroit (11/27), carried ball three times for 23 yards, including career-long attempt of 22 yards in fourth quarter. Added two special teams tackles.
- At Indianapolis (12/28), led team with 27 rushing yards on four carries (long of 13) and added team-high three receptions for three yards.

2007 (2/0, 0/0): Played in two games on special teams (10/21 at Houston and 10/28 against Oakland), was inactive for one contest (11/4 against Carolina) and was on practice squad every other week during season.

2006 (2/0): Waived on Sept. 2 and signed to Titans practice squad on Sept. 3. Signed to active roster on Sept. 16 and played in two games, primarily on special teams (9/17 at San Diego and 9/24 at Miami) before being released on Sept. 30. After being released was signed to Titans' practice squad on Oct. 4 where he spent remainder of season.

COLLEGE:

- Spent two seasons at Citrus (Glendora, Calif.) Junior College before transferring to University of Utah. At Utah played in 23 career games with 15 starts and totaled 1,774 rushing yards and nine touchdowns on 314 carries (5.6 avg.). Also hauled in 32 receptions for 363 yards (11.3 avg.) and two touchdowns.
- As senior, named second-team All-Mountain West Conference after leading team with career-high 1,120 yards and seven touchdowns on 205 carries (5.5 avg.). His 1,120 yards ranked fifth-best in school history.
- During two-year career at Citrus Junior College, set school career record with 2,729 rushing yards to go along with 32 rushing touchdowns and 3,036 all-purpose yards.
- Majored in sociology.

PERSONAL:

- At Fairfield (Calif.) High School, named All-Conference and team captain as senior. Played safety and running back while setting school record in rushing yards.
- Lettered in baseball in high school and set school record with .498 batting average.
- List of favorites: (music artists) Kirk Franklin and Yolanda Adams; (actor) Chris Tucker; (sports hero) Barry Sanders; (food) seafood and chicken; and (vacation getaway) home with family.
- Born Quinton Roy Ganther on July 15, 1984 in Oakland, Calif.

GANTHER GAME-BY-GAME

2006 Tennessee Titans													
Date	Opp	W/L	P/S	RUSHING				RECEIVING					
				Att	Yds	Avg	Lg	TD	No	Yds	Avg	Lg	TD
Sept 10	NYJ	L		Practice Squad									
Sept 17	@ SD	L	p	0	0	0.0	0	0	0	0	0.0	0	0
Sept 24	@ Mia	L	p	0	0	0.0	0	0	0	0	0.0	0	0
Oct 1	Dal	L		Released on 9/30/06									
Totals			8-8	2/0	0	0	0.0	0	0	0	0.0	0	0
*After being released, was on the Titans' practice squad from Oct. 4 - Dec. 31													
2007 Tennessee Titans													
Date	Opp	W/L	P/S	RUSHING				RECEIVING					
				Att	Yds	Avg	Lg	TD	No	Yds	Avg	Lg	TD
Oct 21	@ Hou	W	p	0	0	0.0	0	0	0	0	0.0	0	0
Oct 28	Oak	W	p	0	0	0.0	0	0	0	0	0.0	0	0
Nov 4	Car	W	IA	Released on 11/5/07									
Nov 11	Jax	L		Released on 11/5/07									
Totals			10-6	2/0	0	0	0.0	0	0	0	0.0	0	0
Playoffs													
Jan 6	@ SD	L		Practice Squad									
Totals			0-1	0/0	0	0	0.0	0	0	0	0.0	0	0
*Spent the first five weeks on the practice squad from Sept. 9 - Oct. 14; after being released, was on the Titans' practice squad from Nov. 11 - Jan. 6													
2008 Tennessee Titans													
Date	Opp	W/L	P/S	RUSHING				RECEIVING					
				Att	Yds	Avg	Lg	TD	No	Yds	Avg	Lg	TD
Sept 7	Jax	W	IA										
Sept 14	@ Cin	W	IA										
Sept 21	Hou	W	p	0	0	-	0	0	0	0	-	0	0
Sept 28	Min	W	p	0	0	-	0	0	0	0	-	0	0
Oct 5	@ Bal	W	p	0	0	-	0	0	0	0	-	0	0
Oct 19	@ KC	W	p	2	11	5.5	6	0	0	0	-	0	0
Oct 27	Ind	W	p	0	0	-	0	0	0	0	-	0	0
Nov 2	GB	W	p	0	0	-	0	0	0	0	-	0	0
Nov 9	@ Chi	W	p	0	0	-	0	0	0	0	-	0	0
Nov 16	@ Jax	W	p	0	0	-	0	0	0	0	-	0	0
Nov 23	@ NYJ	L	p	0	0	-	0	0	3	40	13.3	15	0
Nov 27	@ Det	W	p	3	23	7.7	22	0	0	0	-	0	0
Dec 7	Cle	W	p	0	0	-	0	0	0	0	-	0	0
Dec 14	@ Hou	L	IA										
Dec 21	PHI	W	p	0	0	-	0	0	0	0	-	0	0
Dec 28	@ Ind	L	p	4	27	6.8	13	0	3	3	1.0	2	0
Totals			13-3	13/0	9	61	6.8	22	6	43	7.2	15	0
Playoffs													
Jan 10	Bal	L	p	1	-1	-1.0	-1	0	0	0	-	0	0
Totals			0-1	1/0	1	-1	-1.0	-1	0	0	-	0	0

Front Office

Coaching Staff

GANTHER

Rookies

2008 Season

Records

History

Playoff History

Sidelines

QUINTON GANTHER'S NFL STATISTICS

Year	Team	GP	GS	RUSHING					RECEIVING				
				Att	Yds	Avg	Lg	TD	No	Yds	Avg	Lg	TD
2006	Tennessee	2	0	0	0	0.0	0	0	0	0	0.0	0	0
2007	Tennessee	2	0	0	0	0.0	0	0	0	0.0	0	0	
2008	Tennessee	13	0	9	61	6.8	22	0	6	43	7.2	15	0
NFL Totals		17	0	9	61	6.8	22	0	6	43	7.2	15	0

Year	Team	GP	GS	RECEIVING			RUSHING					
				No	Yds	Avg	Lg	TD	Att	Yds	Avg	Lg
2008	Tennessee	1	0	1	-1	-1.0	-1	0	0	0.0	0	0
Playoff Totals		1	0	1	-1	-1.0	-1	0	0	0.0	0	0

Single-Game Highs

Rushes - 4 at Indianapolis (12/28/08)
 Rushing yards - 27 at Indianapolis (12/28/08)
 Long Rush - 22 at Detroit (11/27/08)

Additional Career Statistics

Special Teams Tackles - 1 (2006), 5 (2008)

33



Michael
GRIFFIN



SAFETY

PRO BOWLS

6'0" • 202 lbs. • Born: 1.4.85 • Exp. (NFL/Titans): 3/3 • D1 - 2007 • Texas
 2008 GP/GS: 16/16 (Playoffs 1/1) • Career GP/GS: 32/26 (Playoffs 2/2) • Austin, Texas



PRO: Griffin, one of the best young safeties in the NFL, displays great range and playmaking ability in the secondary. The Titans 2007 first round pick possesses the ball-hawking skills of a safety and the speed and agility of a cornerback. Throughout his career, he has shown the uncanny knack for always being around the football and making big plays on defense and special teams. A hard-working and coachable player, Griffin was named to his first Pro Bowl in 2008 after finishing tied for second in the NFL with a team-high seven interceptions. In 2007, he began his rookie campaign as a cornerback before shifting back to his collegiate position of safety midway through the season. He appeared in all 16 regular season games, starting the final 10 contests at free safety and posted 49 tackles, three interceptions, eight passes defended and a forced fumble. The interception total was the most by a Titans/Oilers rookie safety since Bubba McDowell recorded four in 1989. Griffin also has proven to be an excellent special teams player, leading the team with 16 special teams tackles in 2007 and finishing second on the club with 17 special teams stops in 2008. At the scouting combine, he ran the 40-yard dash in 4.47 seconds, recorded a 36-inch vertical jump and bench pressed 225 pounds 16 times. The Titans selected Griffin in the first round (19th overall) of the 2007 NFL Draft.

TITANS TIDBITS:

- Griffin grew up playing football with his fraternal twin brother, Marcus, as a teammate. Both attended the University of Texas with Marcus redshirting his first season while Michael played immediately.
- Griffin returned to the University of Texas during the 2008 offseason to pursue his college degree in youth and community studies.
- Griffin is the product of two military parents. His father, Ronald, served more than 20 years with the U.S. Air Force, while his mother, Mae, was in the U.S. Navy for more than two decades. The couple met while serving in Korea and were later married and had twin sons, Michael and Marcus.
- Griffin was the second consecutive first-round draft pick by the Titans out of the University of Texas. Quarterback Vince Young was chosen with the third overall pick in the 2006 draft. There are a total of four former Texas teammates on the Titans roster - Griffin, Young, tight end Bo Scaife and fullback Ahmad Hall.

CAREER HIGHLIGHTS:

2008 (16/16, 1/1): Named to the 2008 Pro Bowl after starting all 16 games at free safety and finishing tied for second in the NFL with a team-high seven interceptions. Registered 81 tackles, two tackles for loss, a forced fumble and finished

third on the team with 12 passes defended. Continued to excel on special teams finishing second on the squad with 17 special teams stops. Notched a career-high two interceptions against Houston (9/21/08) and against Pittsburgh (12/21/08). Matched a career-best with eight tackles against Jacksonville (9/7/08). Posted 115 interception return yards against Pittsburgh (12/21/08) which ranks second in franchise history for a single-game total (Miller Farr, 128 yards, at N.Y. Jets, 10/15/67).

- Against Jacksonville (9/7), tied for the team lead with eight tackles in the Titans' 17-10 victory on opening day. Registered his first career sack when he dropped David Garrard for a four-yard loss in the third quarter.
- At Cincinnati (9/14), collected six tackles and an interception in the 24-7 road victory. Intercepted a Carson Palmer pass intended for Reggie Kelly and returned it 15 yards in the fourth quarter.
- Against Houston (9/21), registered three solo tackles, a career-high three passes defended, two interceptions and a tackle for loss in the Titans' 31-12 victory. Made an acrobatic interception of a pass intended for Joel Dreessen along the left sideline in the first quarter. Picked off a fourth-and-10 pass intended for Andre Johnson in the fourth quarter.
- At Baltimore (10/5), registered two tackles and an interception in the Titans' 13-10 comeback victory over the Ravens. Stepped in front of Demetrius Williams, picked off a Joe Flacco pass and returned it six yards to the Ravens' 32-yard line in the second quarter.
- Against Cleveland (12/7), notched five tackles, an interception and two passes defended in the Titans' division-clinching 28-9 victory. Knocked down a deep pass intended for Braylon Edwards in the second quarter. Intercepted a pass intended for Edwards and raced 36 yards to the Cleveland 22-yard line, setting up the Titans' third touchdown of the afternoon in the third quarter.
- Against Pittsburgh (12/21), registered five tackles, two interceptions, including one that was returned for a touchdown, and three passes defended in the Titans' 31-14 victory.

Halted a Steelers' drive by knocking away a deep pass intended for Nate Washington on third-and-10 late in the first quarter. Intercepted a pass intended for Nate Washington on third-and-two late in the third quarter. Sealed the victory by intercepting Roethlisberger and returning the pick 83 yards for a touchdown with 16 seconds remaining in the game.

- **2007 (16/10, 1/1):** Saw action in all 16 games, starting the final 10 contests at free safety. Registered 49 tackles, three interceptions, eight passes defended, a forced fumble and a tackle for loss. Led the team with 16 special teams tackles. Made his first career NFL start at safety against Oakland (10/28). Collected his first career interception by picking off Sage Rosenfels against Houston (12/2). Saw action in his first career NFL game against Jacksonville (9/9). Tied for the team lead in passes defended three times in 2007 (vs. CAR, at CIN, at IND). Led or tied for the team lead in special teams tackles three times in 2007 (at NO, at HST, vs. SD).
- At Houston (10/21), led the team with six special teams tackles in the Titans' thrilling 38-36 victory over the Texans. Downed a Craig Hentrich 47-yard punt at the Houston 2-yard line in the fourth quarter and returned two kickoffs for 55 yards.
- Against Oakland (10/28), made his first career NFL start at safety and registered five tackles in the Titans' 13-9 win.
- Against Houston (12/2), recorded four tackles and an interception in the Titans' 28-20 victory. Collected his first career NFL interception by picking off a Sage Rosenfels pass intended for Kevin Walter in the fourth quarter.
- In AFC Wild Card Game at San Diego (1/6), registered seven tackles, including a tackle for loss and a pass defended. Batted down a deep pass intended for Chris Chambers in the end zone on a third-and-11 play in the second quarter.

2008 NFL INTERCEPTION LEADERS

2008 NFL Interception Leaders:

Player	Team	Int	Yds	Avg	Lg	TD
1. Ed Reed	Bal	9	264	29.3	107t	2
2. Nick Collins	GB	7	295	42.1	62t	3
Michael Griffin	Ten	7	172	24.6	83t	1
Troy Polamalu	Pit	7	59	8.4	23	0
Charles Woodson	GB	7	169	24.1	62t	2
6. Oshiomogho Atogwe	StL	5	91	18.2	43	0
Jason David	NO	5	83	16.6	42	0
Cortland Finnegan	Ten	5	100	20.0	99t	1
Andre' Goodman	Mia	5	53	10.6	55	0
DeAngelo Hall	Oak-Was	5	37	7.4	21	0
Brandon McDonald	Cle	5	146	29.2	98	1
Darrelle Revis	NYJ	5	38	7.6	32t	1
Tramon Williams	GB	5	78	15.6	39	0
14.	(16 players tied with four interceptions, including Titans S Chris Hope)					

VETERANS

Front Office

Coaching Staff

GRIFFIN

Rookies

2008 Season

Records

History

Playoff History

Sidelines

COLLEGE:

- The 19th overall selection in the 2007 NFL Draft developed into one of the top safeties in college football during his four years at Texas. He started 28 times in 50 career games at Texas and totaled 364 tackles, 15 tackles for loss, four sacks, eight interceptions, 23 passes defended, nine forced fumbles and seven fumble recoveries. As one of the country's top special teams players, he set a Big 12 Conference record and ranked second in NCAA Division I-A history with eight career blocked punts.
- Led Texas in special teams tackles in each of his first two seasons and led the defense in tackles in his junior (124 tackles) and senior seasons (126). He was only the eighth player in Longhorns history to lead the team in tackles more than once in his career. His 364 career tackles on defense ranked eighth on the school's all-time list.
- As a senior, started all 13 games at free safety. Named second-team All-American by Associated Press and Walter Camp Football Foundation, first-team All-Big 12 by Associated Press and league's coaches and was semifinalist for Lott Trophy. Led team with 126 tackles and added four interceptions, 10 passes defended, one sack, four tackles for loss, four forced fumbles, two fumble recoveries and two blocked punts. Set season high with 16 tackles and added two passes defended at Texas Tech (10/28).
- As a junior, played 13 games with 12 starts at strong safety. Named second-team All-Big 12 after leading team with 124 tackles and adding three interceptions, eight passes defended, four tackles for loss, three fumble recoveries, one forced fumble and school-record four blocked punts. Matched school's highest single-game total since 1992 with career-high 23 tackles and blocked punt that was returned for touchdown at Texas A&M (11/25). Posted eight tackles and made crucial interception off

Matt Leinart in Texas end zone to halt USC drive in 41-38 victory in Rose Bowl National Championship Game against USC (1/4).

- As a sophomore, played 12 games with one start and recorded 49 tackles, one sack, one interception, one forced fumble, one fumble recovery and two blocked punts. Also led team with 11 special teams tackles.
- As a freshman, played in 12 games with two starts and totaled 51 tackles, two sacks, three forced fumbles and one fumble recovery. Named team's Outstanding Defensive Newcomer. Also led squad with 21 special teams tackles.
- Majored in youth and community studies.

PERSONAL:

- Single, splits time between Nashville and Austin, Texas.
- Has a son, Michael Braylen Griffin (1).
- Two-year starter at running back and senior starter at defensive back for Bowie (Austin, Texas) High School. As senior, named honorable mention All-State Class 5A on offense, District 25-5A Offensive MVP, Academic All-District and All-Central Texas as two-way performer. On offense, totaled 132 carries for 1,181 yards and 11 scores and added 46 tackles on defense.
- Also earned two letters in basketball and three in track & field, competing in 100m, 200m and mile relay.
- Participated in Pals program working with elementary school children while at Texas.
- Twice named to Athletics Director's Honor Roll at Texas.
- List of favorites: (TV show) "Martin"; (actor) Denzel Washington; (musician) Lil' Wayne; (school subject) math; (vacation getaway) Hawaii; (video game) NCAA Football; and (food) "anything cajun."
- Born Michael Devin Griffin on Jan. 4, 1985 in Austin, Texas.

GRIFFIN GAME-BY-GAME

2007 Tennessee Titans

Date	Opp	W/L	P/S	Tot	Sk	OBP	TFL	Int	Yds	PD	FF	FR	Spt
Sept 9	@ Jax	W	p	0	0	0	0	0	0	0	0	0	0
Sept 16	Ind	L	p	0	0	0	0	0	0	0	0	0	1
Sept 24	@ No	W	p	0	0	0	0	0	0	0	0	0	1
Oct 7	All	W	p	1	0	0	0	0	0	0	0	0	1
Oct 14	@ TB	L	p	0	0	0	0	0	0	0	0	0	0
Oct 21	@ Hou	W	p	0	0	0	0	0	0	0	0	0	6
Oct 28	Oak	L	S	5	2	0	0	0	0	0	0	0	0
Nov 4	Car	W	S	2	1	0	0	0	0	2	0	0	1
Nov 11	Jax	L	S	4	3	0	0	0	0	0	0	0	1
Nov 19	@ Den	L	S	4	4	0	0	0	0	0	0	0	0
Nov 25	@ Cin	L	S	4	2	0	0	0	0	1	0	0	0
Dec 2	Hou	W	S	4	3	0	0	0	1	3	1	0	1
Dec 9	SD	L	S	8	6	0	0	0	1	1	0	0	1
Dec 16	@ KC	W	S	5	3	0	0	0	1	1	0	0	1
Dec 23	NYJ	W	S	7	6	0	0	1	0	0	0	0	1
Dec 30	@ Ind	W	S	5	4	0	0	0	0	2	1	0	1
Totals	10-6-16/10	49	34	0.0	1	3	3	8	1	0	16	0	16

Playoffs

Jan 6	@ SD	L	S	7	6	0.0	0	1	0	0	1	0	0
Totals	0-1	1/1	7	6	0.0	0	1	0	0	1	0	0	0

2008 Tennessee Titans

Date	Opp	W/L	P/S	Tot	Sk	OBP	TFL	Int	Yds	PD	FF	FR	Spt
Sept 7	Jax	W	S	8	5	1.0	0	0	0	0	0	0	1
Sept 14	@ Cin	W	S	6	4	0.0	0	0	1	15	1	0	2
Sept 21	Hou	W	S	3	3	0.0	0	1	2	3	0	0	1
Sept 28	Min	W	S	3	1	0.0	0	0	0	1	0	0	1
Oct 5	@ Bal	W	S	2	1	0.0	0	0	1	6	1	0	0
Oct 19	@ KC	W	S	7	6	0.0	0	1	0	0	0	0	3
Oct 27	Ind	W	S	6	4	0.0	0	0	0	0	0	0	2
Nov 2	GB	W	S	7	6	0.0	0	0	0	0	0	0	0
Nov 9	@ Chi	W	S	7	3	0.0	0	0	0	0	0	0	2
Nov 16	@ Jax	W	S	7	3	0.0	0	0	0	0	0	0	0
Nov 23	NYJ	L	S	7	4	0.0	1	0	0	0	0	0	0
Nov 27	@ Det	W	S	1	0	0.0	1	0	0	1	1	0	2
Dec 7	Cle	W	S	5	3	0.0	0	0	1	36	2	0	1
Dec 14	@ Hou	L	S	7	5	0.0	0	0	0	0	0	0	1
Dec 21	Pit	W	S	5	1	0.0	0	2	115	3	0	0	1
Dec 28	@ Ind	L	S	0	0	0.0	0	0	0	0	0	0	0
Totals	13-3-16/16	81	49	1.0	2	2	7	172	12	1	0	0	17

Playoffs

Jan 10	Bal	L	S	4	4	0.0	NA	0	0	0	0	0	0
--------	-----	---	---	---	---	-----	----	---	---	---	---	---	---

MICHAEL GRIFFIN'S NFL STATISTICS

Year	Team	TACKLES						INTERCEPTIONS					FUMBLES				
		GP	GS	Tot	Solo	Asst	Sk	Yds	No	Yds	Lg	TD	PD	FF	FR	Yds	SpT
2007	Tennessee	16	10	49	34	15	0.0	0.0	3	3	3	0	8	1	0	0	16
2008	Tennessee	16	16	81	49	32	1.0	4.0	7	172	83t	1	12	1	0	0	17
NFL Totals		32	26	130	83	47	1.0	4.0	10	175	83t	1	20	2	0	0	33

Year	Team	KICKOFF RETURNS					PUNT RETURNS					
		No	FC	Yds	Avg	Lg	TD	No	Yds	Avg	Lg	TD
2007	Tennessee	18	0	422	23.4	48	0	0	0	0.0	0	0
2008	Tennessee	2	0	32	16.0	28	0	0	0	0.0	0	0
NFL Totals		20	0	454	22.7	48	0	0	0	0.0	0	0

Year	Team	TACKLES						INTERCEPTIONS					FUMBLES				
		GP	GS	Tot	Solo	Asst	Sk	Yds	No	Yds	Lg	TD	PD	FF	FR	TD	SpT
2007	Tennessee	1	1	7	6	1	0.0	0.0	0	0	0	0	1	0	0	0	0
2008	Tennessee	1	1	4	4	0	0.0	0.0	0	0	0	0	0	0	0	0	0
Playoff Totals		2	2	11	10	1	0.0	0.0	0	0	0	0	1	0	0	0	0

Year	Team	KICKOFF RETURNS					PUNT RETURNS					
		No	FC	Yds	Avg	Lg	TD	No	Yds	Avg	Lg	TD
2007	Tennessee	0	0	0	0.0	0	0	0	0	0.0	0	0
2008	Tennessee	1	0	25	25.0	25	0	0	0	0.0	0	0
Playoff Totals		1	0	25	25.0	25	0	0	0	0.0	0	0

Single-Game Highs

Tackles - 8 (twice, last vs. Jacksonville 9/7/08)
 Interceptions - 2 (twice, last vs. Pittsburgh 12/21/08)
 Sacks - 1 vs. Jacksonville (9/7/08)
 Passes Defensed - 3 (twice, last vs. Pittsburgh 12/21/08)
 Forced Fumble - 1 at Indianapolis (12/30/07)

Kickoff Returns - 5 vs. Indianapolis (9/16/07)
 Kickoff Return Yards - 126 vs. Indianapolis (9/16/07)
 Kickoff Return Long - 48 at New Orleans (9/24/07)
 Special Teams Tackles - 6 at Houston (10/21/07)

Single-Game Playoff Highs

Tackles - 7 at San Diego (1/6/08)
 Passes Defensed - 1 at San Diego (1/6/08)

45



Ahmard
HALL

FULLBACK



5'11" • 242 lbs. • Born: 11.13.79 • Exp. (NFL/Titans): 4/4 • FA - 2006 • Texas
 2008 GP/GS: 16/11 (Playoffs 1/0) • Career GP/GS: 41/22 (Playoffs 2/1) • Angleton, Texas

PRO: Fullback Ahmard Hall's experience on and off the football field garners the respect of the locker room and has made him a valuable member of the Titans roster. On the field, the self-made pro is a thunderous blocker and is explosive as a runner and receiver. His production is viewed best not by his numbers – Hall's three-year totals include 16 carries for 50 yards and 37 receptions for 336 yards in 41 games (22 starts) – but rather by the success of his teammates. As a lead blocker, he has paved the way for three consecutive 1,000-yard seasons by Titans running backs – Travis Henry in 2006 (1,211 yards), LenDale White in 2007 (1,110) and Chris Johnson in 2008 (1,228), and the Titans ranked fifth in the NFL in cumulative rushing yards in Hall's first three seasons. His unique path to the NFL included a four-year stint in the U.S. Marine Corps and three seasons at the University of Texas, where the former walk-on

helped the school win a National Championship at the conclusion of the 2005 season. Not selected in the 2006 supplemental draft, he was signed by the Titans as a 26-year-old rookie free agent on July 13, 2006.

TITANS TIDBITS:

- Hall served four years in the Marines (3rd Battalion, 8th Marines out of Camp Lejeune, N.C.), including missions in Kosovo (1999) and Afghanistan (2002) before attending college on the G.I. Bill. Hall's wife, Joanna, also served four years in the Marines.
- Hall typically shies away from speaking about his service in the Marines. Nevertheless, he has been prominently recognized on a few occasions for his service. He led the Longhorns out of the tunnel carrying a U.S. flag prior to a game on the anniversary of Sept. 11 and repeated a similar scene during his

rookie season with the Titans, when he carried the flag out in celebration of Veterans Day weekend. President George Bush gave him special acknowledgement when the Longhorns visited the White House after their National Championship victory.

- Hall has established an annual Veterans Day tradition of taking Titans players and cheerleaders to Nashville's V.A. hospital to offer gifts and greetings to older military veterans and injured soldiers from the Iraq and Afghanistan wars.
- Hall played high school football with future NFL peers Quentin Jammer (San Diego cornerback) and Gilbert Gardner (linebacker for Indianapolis, Tennessee, Detroit and Chicago).
- A former walk-on, Hall was the starting fullback on the 2006 National Championship Texas Longhorns with fellow teammate Vince Young, who nicknamed Hall "The Big Marine." The nickname stuck, as did Hall's influence on the field. Initially a member of the scout team offense, by the end of his collegiate career Hall was an active contributor to one of the most potent offenses in the nation.
- Hall's first name, Ahmard, is pronounced "ah-MOD" (silent "r"). He was named Ahmard Rashad Hall after former Vikings receiver and current broadcaster, Ahmad Rashad.

CAREER HIGHLIGHTS:

- 2008 (16/11, 1/0):** In third NFL season, set career highs in games (16), starts (11), rushing attempts (eight), rushing yards (21 – tied), receiving yards (138 – tied) and receiving touchdowns (two). Helped pave way for NFL's seventh-ranked rushing attack and 1,228 rushing yards by rookie running back Chris Johnson.
- At Cincinnati (9/14), set career high with three rushing attempts for nine yards in road victory. Extended touchdown drive with second-effort run for two yards on third-and-one late in second quarter.
 - Against Minnesota (9/28), supplied a crushing, highlight-reel block on Minnesota defender to clear way for Chris Johnson's one-yard touchdown run in first quarter.
 - At Kansas City (10/19), helped open holes for ball carriers to gain franchise-record 332 rushing yards in commanding 34-10 road victory. Carried once for six yards and hauled in 15-yard reception on third-and-one. Provided lead block to spring LenDale White for 80-yard touchdown scamper.
 - Against Indianapolis (10/27), tied score at 14-14 in third quarter with reception from Kerry Collins on two-point conversion.
 - Against N.Y. Jets (11/23), recorded first career touchdown, a six-yard scoring pass from Kerry Collins, in fourth quarter.
 - At Detroit (11/27), grabbed two receptions for career-high and team-high 54 receiving yards in Thanksgiving victory. Hauled in short pass

from Vince Young and sprinted career-best 54 yards in fourth quarter.

- Against Cleveland (12/7), opened holes for Tennessee rushers to gain 235 yards and gave Titans 7-6 lead with 28-yard touchdown reception on fourth-and-one in second quarter.
- 2007 (11/4, 1/1):** Served as first-string fullback for second consecutive season, totaling 11 games played and four starts during regular season. Totaled one rushing attempt for eight yards and nine receptions for 60 yards. Added five special teams tackles. Was lead blocker for NFL's fifth-ranked rushing offense (2,109 yards). Helped LenDale White gain 1,110 rushing yards, the second consecutive season in which Hall led way for 1,000-yard rusher. Was inactive five games with broken left forearm (10/28 vs. Oakland, 11/4 vs. Carolina, 11/11 vs. Jacksonville, 11/19 at Denver, 11/25 at Cincinnati).
- At Jacksonville (9/9), helped open holes for team's 282 rushing yards, the second-highest total in franchise history.
- In Wild Card Game at San Diego (1/6), carried the ball three times for 14 yards, picking up two first downs. Added one reception for 16 yards and first down.
- 2006 (14/7):** Played in 14 games with seven starts at fullback during rookie season. Rushed for 21 yards on seven carries and hauled in 15 receptions for 138 yards. Helped team post franchise record average of 4.7 yards per carry and was part of rushing attack that ranked third in AFC and fifth in NFL. He was inactive two games (9/17 at San Diego and 9/24 at Miami) with an ankle injury.
- At Jacksonville (11/5), posted his first career rushing attempt in second quarter and finished game with two carries for two yards.

COLLEGE:

- Played three seasons for the Longhorns and saw action in 24 games with two starts. Recorded two carries for 11 yards and one touchdown. Also added three receptions for 42 yards and touchdown.
- As senior, played in all 13 games for the National Champions and registered one carry for 10 yards and three receptions for 42 yards.
- As junior, played in 11 games and totaled one carry for touchdown. Additionally, was second-leading tackler on special teams unit with 10 tackles.
- Majored in pre-physical therapy.

PERSONAL:

- Married to Joanna with two sons, Mason (6) and Preston (1).
- At Angleton (Texas) High, lettered three times in football and was member of track and field and baseball teams. In football, served as team captain during senior season, was Brazoria County Offensive MVP and earned first-team all-district honors.
- At Texas, helped lead drive for local

organization called 'Momma Bear Cares,' which sent items to Marines serving in Iraq on Veterans Day.

- Hobbies include producing music, running and assisting veterans.
- List of favorites: (movie) "Gladiator"; (TV Show) anything on the History Channel and "The Tudors"; (music artists) Al Green, Common and Nas; (actor) Denzel Washington;

(vacation) the Bahamas and the Mediterranean; (sports team other than the Titans) Houston Rockets; (school subjects) social studies and chemistry; (cars) Cadillac Escalade, Mercedes CLS 500; (author) Edwing Danticat; (video game) NCAA Football; (food) Greek food/gyros.

- Born Ahmard Rashad Hall on Nov. 13, 1979 in Galveston, Texas.

HALL GAME-BY-GAME

2006 Tennessee Titans										RUSHING				RECEIVING			
Date	Opp	W/L	P/S	Att	Yds	Avg	Lg	TD	No	Yds	Avg	Lg	TD				
Sept 10	NYJ	L	P	0	0	0.0	0	0	0	0.0	0	0	0				
Sept 17	@ SD	L	IA	0	0	0.0	0	0	0	0.0	0	0	0				
Sept 24	@ Mia	L	IA	0	0	0.0	0	0	0	0.0	0	0	0				
Oct 1	Del	L	P	0	0	0.0	0	0	0	0.0	0	0	0				
Oct 8	@ Ind	L	P	0	0	0.0	0	0	1	4.0	4	0	0				
Oct 15	@ Was	W	S	0	0	0.0	0	0	1	2.0	2	0	0				
Oct 29	@ Hou	W	P	0	0	0.0	0	0	0	0.0	0	0	0				
Nov 5	@ Jax	L	P	2	2	1.0	2	0	0	0.0	0	0	0				
Nov 12	Bal	L	S	1	3	3.0	3	0	1	9.0	9	0	0				
Nov 19	@ Phi	W	S	0	0	0.0	0	0	1	28.0	28	0	0				
Nov 26	NYG	W	S	1	4	4.0	4	0	2	15.75	9	0	0				
Dec 3	Ind	W	S	2	13	6.5	11	0	3	20.67	15	0	0				
Dec 10	@ Hou	W	P	1	-1	-1.0	-1	0	3	29.97	25	0	0				
Dec 17	Jax	W	P	0	0	0.0	0	0	0	0.0	0	0	0				
Dec 24	@ Buf	W	S	0	0	0.0	0	0	2	28.14	16	0	0				
Dec 31	NE	L	S	0	0	0.0	0	0	1	3.0	3	0	0				
Totals		8-8	14/7	7	21	3.0	11	0	15	138	9.2	28	0				

2007 Tennessee Titans										RUSHING				RECEIVING			
Date	Opp	W/L	P/S	Att	Yds	Avg	Lg	TD	No	Yds	Avg	Lg	TD				
Sept 9	@ Jax	W	P	0	0	0.0	0	0	1	6.0	6	0	0				
Sept 16	Ind	L	P	0	0	0.0	0	0	0	0.0	0	0	0				
Sept 24	@ NO	W	P	0	0	0.0	0	0	0	0.0	0	0	0				
Oct 7	All	W	S	0	0	0.0	0	0	2	17.85	11	0	0				
Oct 14	@ TB	L	P	0	0	0.0	0	0	0	0.0	0	0	0				
Oct 21	@ Hou	W	S	0	0	0.0	0	0	0	0.0	0	0	0				
Oct 28	Oak	W	IA	0	0	0.0	0	0	0	0.0	0	0	0				
Nov 4	Car	W	IA	0	0	0.0	0	0	0	0.0	0	0	0				
Nov 11	Jax	L	IA	0	0	0.0	0	0	0	0.0	0	0	0				
Nov 19	@ Den	L	IA	0	0	0.0	0	0	0	0.0	0	0	0				
Nov 25	@ Cin	L	IA	0	0	0.0	0	0	0	0.0	0	0	0				

2008 Tennessee Titans										RUSHING				RECEIVING			
Date	Opp	W/L	P/S	Att	Yds	Avg	Lg	TD	No	Yds	Avg	Lg	TD				
Dec 2	Hou	W	P	0	0	0.0	0	0	0	0.0	0	0	0				
Dec 9	SD	L	S	0	0	0.0	0	0	0	0.0	0	0	0				
Dec 16	@ KC	W	P	0	0	0.0	0	0	2	9.45	5	0	0				
Dec 23	NYJ	W	S	1	8.0	8.0	8	0	2	13.65	11	0	0				
Dec 30	@ Ind	W	P	0	0	0.0	0	0	2	15.75	10	0	0				
Totals		10-6	11/4	1	8	8.0	8	0	9	60.67	11	0	0				
Playoffs																	
Jan 6	@ SD	L	S	3	14	4.7	11	0	1	16.16	16	0	0				
Totals		0-1	1/1	3	14	4.7	11	0	1	16.16	16	0	0				

AHMARD HALL'S NFL STATISTICS

Year	Team	GP	GS	RUSHING			RECEIVING		Lg	TD			
				Att	Yds	Avg	No	Yds			Avg		
2006	Tennessee	14	7	7	21	3.0	11	0	15	138	9.2	28	0
2007	Tennessee	11	4	1	8	8.0	8	0	9	60	6.7	11	0
2008	Tennessee	16	11	8	21	2.6	6	0	13	138	10.6	54	2
NFL Totals		41	22	16	50	3.1	11	0	37	336	9.1	54	2

Year	Team	GP	GS	RUSHING			RECEIVING		Lg	TD			
				Att	Yds	Avg	No	Yds			Avg		
2007	Tennessee	1	1	3	14	4.7	11	0	1	16	16.0	16	0
2008	Tennessee	1	0	0	0	0.0	0	0	1	11	11.0	11	0
Playoff Totals		2	1	3	14	4.7	11	0	2	27	13.5	16	0

Single-Game Highs

Rushing Attempts - 3 at Cincinnati (9/14/08)
 Rushing Yards - 13 vs. Indianapolis (12/3/06)
 Long Rush - 11 vs. Indianapolis (12/3/06)
 Receptions - 3 (twice, last at Houston 12/10/06)
 Receiving Yards - 53 at Detroit (11/27/08)
 Long Reception - 54 at Detroit (11/27/08)
 Receiving Touchdowns - 1 (twice, last vs. Cleveland 12/7/08)

Playoff Single-Game Highs

Rushing Attempts - 3 at San Diego (1/6/08)
 Rushing Yards - 14 at San Diego (1/6/08)
 Long Rush - 11 at San Diego (1/6/08)
 Receptions - 1 (twice, last vs. Baltimore 1/10/09)
 Receiving Yards - 16 at San Diego (1/6/08)
 Long Reception - 16 at San Diego (1/6/08)

Additional Statistics

Two-Point Conv. - 1 vs. Indianapolis (10/27/08)
 Special Teams Tackles - 4 (2006); 5 (2007); 2 (2008)
 Tackles - 2 (2006)

20



Nick HARPER

CORNERBACK



SUPER BOWLS

5'10" • 182 lbs. • Born: 9.10.74 • Exp. (NFL/Titans): 9/3 • UFA (Ind) - 2007 • Fort Valley St. 2008 GP/GS: 13/12 (Playoffs 1/1) • Career GP/GS: 116/86 (Playoffs 13/9) • Baldwin, Ga.



PRO: A proven NFL cornerback with good cover skills and solid tackling in run support, Harper was signed by the Titans as an unrestricted free agent from the Indianapolis Colts on March 14, 2007. He provides experience, toughness and leadership to a young and talented secondary, having played in 116 games with 543 career tackles and 20 career interceptions. Last season, he appeared in 13 games with 12 starts and finished second on the club with 17 passes defended. In his first season with the Titans in 2007, the former Fort Valley State standout started 14 games and notched 80 tackles, including three tackles for loss, a forced fumble and a fumble recovery. Harper also collected three interceptions and finished second on the team with 14 passes defended last season. During his six-year tenure with the Colts, Harper played in 89 games with 60 starts, while registering 383 tackles, 57 passes defended, 15 interceptions and three fumble recoveries. In 11 playoff games, he posted 45 tackles, seven passes defended, one interception, two forced fumbles and one fumble recovery. Labeled as the Colts' top rated cornerback, Harper was a key component as the franchise captured Super Bowl XLI. Prior to joining Indianapolis, Harper started 18 games for the Hamilton Tiger-Cats of the Canadian Football League in 2000. He was originally signed in the NFL as a free agent by the Indianapolis Colts on Jan. 16, 2001.

TITANS TIDBITS:

- Harper was informed before the start of his senior season that he wouldn't be eligible to play at Fort Valley State because of an eligibility issue regarding a previous redshirt season. Harper was shocked by the turn of events and what added to the saga was the NFL Draft had already come and gone. Harper's collegiate career ended abruptly, but he was still focused on playing in the NFL. Harper worked out three times a day hoping for a call from a NFL executive. In 2000, Harper decided to play for the Hamilton Tiger-Cats of the Canadian Football League, but he finally reached his ultimate goal when he signed with the Indianapolis Colts on Jan. 16, 2001.
- After his professional football career, Harper will dedicate his time coaching his three sons – Nicholas, Darius and Eric. Harper says that his

two oldest sons Nicholas and Darius already have a deep passion for football and they even watch game film with him at home.

- In the summer of 2007, Harper had his No. 39 jersey retired at Baldwin High School. During the ceremony he presented the school with a \$10,000 donation to help with new equipment and facilities for the athletic department.
- In the 2007 offseason, Harper spent 10 days in Iraq as part of the Gridiron Greats Tour, joined by Chris Harris and Israel Idonije of the Chicago Bears. Harper visited 10 bases and spoke with soldiers. Harper says that his experience in Iraq changed his whole outlook on life.
- Harper continued his involvement with the U.S. Armed Forces during the spring of 2008 when he visited American Legion Post 88 in Donelson, Tenn., to speak with recently enlisted soldiers preparing for basic training.
- Harper and Titans running backs coach Earnest Byner share the same hometown. Following the Redskins Super Bowl XXVI win, Harper went to the victory parade and heard Byner speak in Milledgeville.
- Harper is extremely interested in the Big Brother/Big Sister program and plans to take a few kids under his wing.
- An avid movie watcher, Harper owns over 1,000 DVDs and over 100 karate flicks.

CAREER HIGHLIGHTS:

- **2008 (13/12, 1/1 - Tennessee):** Appeared in 13 games with 12 starts and finished second on the team with 17 passes defended. Led or tied for the team lead in tackles four times in 2008 (vs. JAX, vs. GB, at DET, at HST) and led or tied for the team lead in passes defended seven times (at CIN, vs. MIN, at BLT, at KC, vs. IND, at DET, vs. CLV). Tied a career-high with four passes defended at Detroit (11/27/08).
- Against Jacksonville (9/7), tied for the team lead with eight tackles in the Titans' 17-10 victory on opening day. Broke up a pass intended for Reggie Williams in the second quarter.
- Against Minnesota (9/28), did not start the game as the Titans' began the contest with a four linebacker set. Registered six tackles and an interception in the Titans' 30-17 victory. Picked off a Gus Frerotte pass intended for

Visanthe Shiancoe and returned it 11 yard to the Vikings six-yard line late in the fourth quarter.

- At Baltimore (10/5), notched six solo tackles and an interception in the Titans' 13-10 comeback victory over the Ravens. Helped seal the victory by intercepting a pass intended for Mark Clayton late in the fourth quarter.
 - At Kansas City (10/19), finished second on the team with eight tackles in the Titans' commanding 34-10 road victory over the Chiefs. Broke up passes on back-to-back plays in the second quarter, first on a toss intended for Dwayne Bowe and then on a short throw intended for Mark Bradley.
 - Against Indianapolis (10/27), notched five tackles and two passes defended in the Titans' 31-21 victory over the Colts on Monday Night Football. Saved a potential touchdown by breaking up a deep pass intended for Marvin Harrison early in the third quarter. Halted a Colts' drive by batting down a fourth-and-two pass intended for Marvin Harrison in the fourth quarter.
 - Against Green Bay (11/2), tied for the team lead with eight tackles and collected a pass defended in the Titans' 19-16 overtime victory over the Packers.
 - At Detroit (11/27), led the team with six solo tackles and a career-best four passes defended in the Titans' commanding 47-10 victory over the Lions on Thanksgiving. Broke up a pass intended for John Standeford in the second quarter. Deflected a deep pass intended for Calvin Johnson in the third quarter.
 - Against Cleveland (12/7), collected seven tackles, a tackle for loss and a team-high three passes defended in the Titans' division-clinching 28-9 victory. Halted a Browns' drive by stuffing Jerome Harrison for no gain on a short pass on third-and-three in the second quarter. Ended another Cleveland drive by batting down a third-and-eight pass intended for Steve Heiden in the second quarter.
- 2007 (14/14, 1/1 - Tennessee):** Played in and started 14 games at cornerback. Registered 80 tackles, including three tackles for loss, a forced fumble and a fumble recovery. Finished second on the club with 14 passes defended and tied for second with three interceptions. Led the team in tackles once in 2007 (at HST). Led or tied for the team lead in passes defended seven times in 2007 (vs. IND, at HST, vs. OAK, vs. CAR, at CIN, vs. SD, at KC). Collected three takeaways (two interceptions and a fumble recovery) against Houston (10/21). Was inactive for two games, at Denver (11/19) and against N.Y. Jets (12/23).
- At Houston (10/21), led the team with eight solo tackles in the Titans' thrilling 38-36 victory over the Texans. Collected two interceptions and a fumble recovery in the win. Recovered a Jacoby Jones fumble that was forced by David Thornton in the first quarter. Intercepted a Sage Rosenfels pass intended for

Kevin Walter and returned it 30 yards to the Houston 38-yard line in the first quarter. Collected his second interception of the afternoon when he stepped in front of a pass intended for Andre Davis early in the third quarter.

2006 (15/15, 4/4 - Indianapolis): Played in 15 games with 15 starts at left cornerback for NFL's second ranked pass defense. Recorded 73 tackles, tied for team-high with three interceptions and 11 passes defended. Was inactive one game at New York Jets (10/1).

- At Denver (10/29), totaled season-high nine tackles and one pass defended.
- In AFC Divisional Game at Baltimore (1/13), recorded four tackles, a forced fumble and a interception.
- In AFC Championship against New England (1/21), posted two tackles before leaving with an ankle injury.
- In Super Bowl XLI against Chicago (2/4), registered three tackles before leaving game with injured ankle.

2005 (15/15, 1/1 - Indianapolis): Started 15 games at left cornerback. Totaled 67 tackles, team-high 12 passes defended, three interceptions and one fumble recovery. Was inactive one game against Tennessee (12/4) with groin injury.

- At Cincinnati (11/20), recorded season-high 11 tackles with one pass defended.
- In AFC Divisional Game against Pittsburgh, registered seven tackles, two passes defended and one fumble recovery.

2004 (14/14, 2/2 - Indianapolis): Played in 14 games with 14 starts at left cornerback. Totaled 75 tackles, five passes defended, three interceptions and one fumble recovery. Was inactive for two games (at Chicago 11/21 and at Denver 1/2).

- At Jacksonville (10/3), registered season-high 11 tackles.
- In AFC Wild Card Game against Denver (1/9), totaled four tackles with one pass defended.
- In AFC Divisional Game at New England, posted three tackles.

2003 (16/13, 3/0 - Indianapolis): Played in all 16 games with 13 starts in first-year as a starter. Set career-highs in tackles (94), interceptions (four, team high) and posted first career touchdown on interception return. Also added 11 passes defended and three special teams tackles. Was inactive three games (12/7 at Tennessee, 12/14 against Atlanta and 12/21 against Denver) due to back injury.

- In season opener at Cleveland (9/7), hauled in two interceptions for second multi-interception game of career.
- Against Tennessee (9/14), intercepted Billy Volek for career long 75-yard touchdown return.
- In AFC Championship Game at New England (1/18), totaled four tackles, one pass defended and one forced fumble.

Front Office

Coaching Staff

HAPPER

Rookies

2008 Season

Records

History

Playoff History

Sidelines

VETERANS

Front Office

Coaching Staff

HARPER

Rookies

2008 Season

Records

History

Playoff History

Sidelines

2002 (16/1, 1/0 – Indianapolis): Played in all 16 games with one start. Recorded 51 tackles and nine passes defended. Also contributed seven special teams tackles.

- Against Cincinnati (10/6), posted season-high 10 tackles and one pass defended.
- In AFC Wild Card Game at New York Jets (1/4), registered seven tackles in reserve role.

2001 (13/2 – Indianapolis): As a rookie played in 13 games with two starts as reserve cornerback. Totaled 23 tackles, two interceptions, 10 passes defended and one fumble recovery. Also added 11 tackles on special teams. Was inactive two games (10/14 against Oakland and 1/6 against Denver) and did not play against New England (10/21).

COLLEGE:

- As senior was All-SIAC selection and helped Wildcats reach Division II playoffs. Totaled 47 tackles, four tackles for losses, three interceptions, eight passes defended, one forced fumble and one fumble recovery.

- Was two-year letterman for Wildcats track team in high jump.
- Majored in biology.

PERSONAL:

- Married to Danielle, couple splits time between Nashville and Indianapolis, Ind., with their three sons, Nicholas, Darius and Eric.
- Attended Baldwin High School (Milledgeville, Ga.) and was voted team's most valuable player as senior and earned first-team all-conference.
- Also lettered in baseball, wrestling and track in high school.
- Hobbies include fishing, bowling and playing golf.
- List of favorites: (movie) "The Temptations"; (TV show) "The Wire"; (vacation getaway) Bahamas; (food) Lasagna; (music artist) DMX; (car) Ferrari; and (actor/actress) Al Pacino/Halle Berry.
- Born Nicholas Necosi Harper on Sept. 10, 1974, in Baldwin, Ga.

HARPER GAME-BY-GAME

2001 Indianapolis Colts													
Date	Opp.	W/L	P/S	Tot/Solo	Sk	OBP	TFL	Int	Yds	PD	FF	FR	Spt
Sept 9	@ NYJ	W	p	0	0	0	0	0	1	0	0	0	3
Sept 23	@ Buf	W	p	0	0	0	0	0	0	0	0	0	0
Sept 30	@ NE	L	p	0	0	0	0	0	0	1	0	0	2
Oct 14	@ Oak	L	IA										
Oct 21	NE	L	DNP										
Oct 25	@ KC	W	p	0	0	0	0	0	0	0	0	0	0
Nov 4	@ Buf	W	p	0	0	0	0	0	0	0	0	0	1
Nov 11	Mia	L	p	3	3	0	0	0	0	0	0	0	2
Nov 18	@ NO	L	p	2	1	0	0	0	1	0	0	0	0
Nov 25	SF	L	S	3	2	0	0	0	2	0	0	0	2
Dec 2	@ Bal	L	p	0	0	0	0	0	1	0	1	0	0
Dec 10	@ Mia	L	p	0	0	0	0	0	0	0	0	0	0
Dec 16	All	W	p	1	1	0	0	0	2	0	0	0	0
Dec 23	NYJ	L	p	12	6	0	0	2	17	2	0	0	1
Dec 30	@ STL	L	p	2	2	0	0	0	0	0	0	0	0
Jan 6	Den	W	DNP										
Totals	6-10	13/2		23	15	0	0	2	17	10	0	1	11

2002 Indianapolis Colts													
Date	Opp.	W/L	P/S	Tot/Solo	Sk	OBP	TFL	Int	Yds	PD	FF	FR	Spt
Sept 8	@ Jax	W	p	0	0	0	0	0	0	0	0	0	1
Sept 15	Mia	L	p	3	3	0	0	0	0	0	0	0	1
Sept 22	@ Hou	W	p	2	1	0	0	0	0	0	0	0	1
Oct 6	Cin	W	p	10	5	0	0	0	1	0	0	0	0
Oct 13	Bal	W	p	5	4	0	0	0	1	0	0	0	0
Oct 21	@ Phi	L	p	3	2	0	0	0	1	0	0	0	0
Oct 27	@ Was	L	p	3	1	0	0	0	0	0	0	0	0
Nov 3	Ten	L	p	1	0	0	0	0	0	0	0	0	0
Nov 10	@ Phi	W	p	6	5	0	0	0	1	0	0	0	1
Nov 17	Dal	W	p	1	0	0	0	0	1	0	0	0	1
Nov 24	@ Den	W	p	2	1	0	0	0	1	0	0	0	0
Dec 1	@ Hou	W	p	2	2	0	0	0	0	0	0	0	1
Dec 8	@ Ten	L	p	2	1	0	0	0	0	0	0	0	1
Dec 15	@ Cle	W	p	4	3	0	0	0	0	0	0	0	0
Dec 22	NYG	L	p	1	0	0	0	0	0	0	0	0	2
Dec 29	Jax	W	S	6	4	0	0	0	2	0	0	0	0
Totals	10-6	16/1		51	34	0	0	0	8	0	0	0	7
Playoffs													
Jan 4	@ NYJ	L	p	7	4	0	0	0	0	0	0	0	0
Totals	0-1	1/0		7	4	0	0	0	0	0	0	0	0

2003 Indianapolis Colts													
Date	Opp.	W/L	P/S	Tot/Solo	Sk	OBP	TFL	Int	Yds	PD	FF	FR	Spt
Sept 7	@ Cle	W	S	4	3	0	0	0	2	43	2	0	0
Sept 14	Ten	W	S	6	5	0	0	0	1	75	0	0	0
Sept 21	Jax	W	S	7	5	0	0	0	0	0	0	0	0

2004 Indianapolis Colts													
Date	Opp.	W/L	P/S	Tot/Solo	Sk	OBP	TFL	Int	Yds	PD	FF	FR	Spt
Sept 9	@ NE	L	S	3	3	0	0	0	1	12	2	0	0
Sept 19	@ Ten	W	S	7	6	0	0	0	1	0	0	0	0
Sept 26	GB	W	S	5	5	0	0	0	0	0	0	0	1
Oct 3	@ Jax	W	S	11	7	0	0	0	0	0	0	0	0
Oct 10	Oak	W	S	4	2	0	0	0	1	0	0	0	0
Oct 24	Jax	L	S	7	4	0	0	0	0	0	0	0	0
Oct 31	@ KC	L	S	5	3	0	0	0	0	1	0	0	0
Nov 8	Min	W	S	4	3	0	0	0	0	0	0	0	0
Nov 14	Hou	W	S	6	6	0	0	0	0	0	0	0	0
Nov 21	@ Chi	W	IA										
Nov 25	Det	W	S	2	1	0	0	0	0	0	0	0	0
Dec 5	Ten	W	S	4	2	0	0	0	0	0	0	0	0
Dec 12	@ Hou	W	S	6	6	0	0	0	0	0	0	0	0
Dec 19	Bal	W	S	9	6	0	0	0	1	0	0	0	0
Dec 26	SD	W	S	2	1	0	0	0	0	0	0	0	0
Jan 2	@ Den	L	IA										
Totals	12-4	14/14		75	55	0	0	0	3	12	5	0	1
Playoffs													
Jan 9	Den	W	S	4	4	0	0	0	0	1	0	0	0
Jan 16	@ NE	L	S	3	3	0	0	0	0	0	0	0	0
Totals	1-1	2/2		7	7	0	0	0	0	1	0	0	0

2005 Indianapolis Colts													
Date	Opp.	W/L	P/S	Tot/Solo	Sk	OBP	TFL	Int	Yds	PD	FF	FR	Spt
Sept 11	@ Bal	W	S	5	4	0	0	0	0	3	0	0	0
Sept 18	Jax	W	S	4	2	0	0	0	0	0	0	0	0

64



Leroy
HARRIS



CENTER/GUARD

6'3" • 302 lbs. • Born: 6.6.84 • Exp. (NFL/Titans): 3/3 • D4a - 2007 • N.C. State
2008 GP/GS: 16/1 (Playoffs 1/1) • Career GP/GS: 21/1 (Playoffs 2/1) • Raleigh, N.C.

PRO: The versatile Leroy Harris is capable of starting at any one of the three interior offensive line positions as he enters his third NFL season. His easy-going nature off the field belies the gridiron toughness of the former fourth-round draft choice from N.C. State. The strong and technically sound lineman gives the Titans options at left guard, right guard and center. He has played in 21 career regular season games, including all 16 contests in 2008. His primary contributions have come on special teams, but he stepped in to start at center at the conclusion of the 2008 campaign. In pre-draft workouts, he ran a 5.23-second 40-yard dash, bench pressed 225 pounds 29 times and recorded a 27-inch vertical leap. He was selected by the Titans with their first of two fourth-round picks (108th overall) in the 2007 NFL Draft.

TITANS TIDBITS:

- Harris, who is married with one son, Leroy III, knows first-hand the impact a strong and committed family can have. His mother, Dorothy, passed away when he was only three years old as a result of a tragic surgical accident. She left behind Leroy; his sister, Neice; and their father, Leroy Sr. To help care for the children, Neice was sent to live with aunts in New Bern, N.C., where Leroy would visit most weekends. While Leroy Sr. worked 60-hour weeks at a soy bean plant, Leroy Jr. spent most of his time at his grandparents house in Raleigh, where another set of aunts, Carol McDougal and Margaret Harris, also lived and became mother figures in his life. They all helped care for his grandmother, who was an amputee. When Leroy Jr. was 12 years old, his father remarried to Shelvaine, whose son, Lamont, quickly formed a brotherly bond with Leroy Jr. It was then that Leroy Jr. began getting heavily involved in sports and laid the foundation for his NFL career.
- In addition to being a top recruit in football as a high school student, Harris also was among the elite wrestlers in North Carolina. He won the North Carolina 4A State Title in the 275-

pound weight class as a senior. While redshirting in his first season on the football team at N.C. State, he wrestled for the Wolfpack and placed third in the ACC among heavyweights.

- To complete his degree in sports management at N.C. State, Harris interned at the Wolfpack Club, a fundraising organization for the school's athletic department. There he received training on the front lines of ticketing, parking, membership drives and other efforts of the organization. He received his degree with a minor in business in December 2006.

CAREER HIGHLIGHTS:

- **2008 (16/1, 1/1):** Played in every game, primarily as a special teams contributor. Started one game in regular season (12/28 at Indianapolis) and one game in postseason (1/10 vs. Baltimore).
- Contributed at center in second half of games at Cincinnati (9/14), at Kansas City (10/19), at Detroit (11/27) and against Pittsburgh (12/21).
- At Indianapolis (12/28), made first career NFL start at center for an injured Kevin Mawae.
- Against Baltimore (1/10), started at center and helped Titans offense amass 391 total yards in Divisional Playoff game.
- **2007 (5/0, 1/0):** In rookie season, played in five regular season games and one postseason game. Inactive in remaining 11 contests. Saw game action exclusively on special teams.
- At Denver (11/19), played in first career NFL contest as reserve on field goal protection and kickoff return units.

COLLEGE:

- Played in 43 games at N.C. State with 42 career starts. Started a total of 26 games at center, 15 at left guard and one at right guard.
- As a senior (2006), named first-team ACSMA/AP All-ACC and won inaugural Sonitrol Offensive Lineman of the Year Award. Served season as offensive team captain. Started eight games at center, one game at right guard and one game at left guard. Did not allow sack during season as member of line

that allowed only 19 total sacks.

- As a junior (2005), named first-team All-ACC by The Sporting News and named team's Most Valuable Offensive Lineman after starting all 12 contests (11 at center, one at left guard).
- Earned honorable mention All-ACC honors as freshman and sophomore and named Freshman All-American by The Sporting News and Football Writers Association.
- Redshirted in 2002.
- Received degree in sports management with minor in business in December 2006.

PERSONAL:

- Married to Christina (May 2004), couple splits time between Brentwood, Tenn., and Raleigh, N.C., with son, Leroy III (1).
- Was three-time All-Conference performer as two-way lineman at Southeast Raleigh (N.C.) High School. Rated by Rivals.com as best defensive tackle prospect in state after posting 56 tackles as senior.
- Wrestled for four years, posting 23-1 mark and winning 2002 4A North Carolina State Title in 275-pound class as senior.
- Also threw shot put and discus for track & field team for two years.
- Has his own website, leroyharris64.com.

- Hosts an annual three-day youth football camp at his former high school in Raleigh.
- List of favorites: (movie) "The Green Mile"; (TV shows) "24" and "The Shield"; (actor) Denzel Washington; (musicians) Snoop Dogg and Biggie Smalls; (sports heroes) Bruce Smith and Frank Thomas; (school subject) math; (vacation getaway) Caribbean cruise; (video game) NCAA Football on PSP; and (food) steak, pork chops, baked potatoes and Caesar salad.
- Born Leroy Harris Jr. on June 6, 1984 in Raleigh, N.C.

HARRIS' NFL STATISTICS

Year	Team	GP	GS
2007	Tennessee	5	0
2008	Tennessee	16	1
NFL Totals		21	1



PLAYOFFS

Year	Team	GP	GS
2007	Tennessee	1	0
2008	Tennessee	1	1
Playoff Totals		2	1

Starts Breakdown: 2008: C 1 (Playoffs 2008: C 1)



Front Office

Coaching Staff

L. HARRIS

Rookies

2008 Season

Records

History

Playoff History

Sidelines

VETERANS

26



Tuff
HARRIS



SAFETY

6'0" • 198 lbs. • Born: 1.23.83 • Exp. (NFL/Titans): 3/2 • FA - 2008 • Montana
2008 GP/GS: 6/0 (Playoffs 1/0) • Career GP/GS: 7/0 (Playoffs 1/0) • Colstrip, Mont.

PRO: Harris is an athletic defensive back that excels on special teams. The former Montana standout was signed to the Titans' practice squad on Aug. 31, 2008 before being elevated to the active roster on Nov. 22, 2008. In his first season with the Titans, he appeared in six contests and posted six special teams tackles. Harris was originally signed by the Miami Dolphins as an undrafted college free agent on May 3, 2007. He was waived by Miami on Sept. 1 before being signed to the practice squad a day later. Harris was activated to Miami's 53-man roster on Nov. 14, 2007 and appeared in one game with the club. After being waived by Miami during the 2008 offseason, he had a short stint with the New Orleans Saints prior to joining the Titans.

TITANS TIDBITS:

- Harris grew up in Lodge Grass, Mont., also known as Valley of the Chiefs. He is a member of the Crow Nation, a tribe of Native Americans who historically lived in the Yellowstone River valley and now live on a reservation south of Billings, Mont.
- Harris' given Indian name "Chaawagiichish" means "Rejoices in Prayer."
- Harris was given the nickname "Tuff" when he was just a few weeks old after a bout with pneumonia. Despite being rushed to the hospital by helicopter and the fact that he stopped breathing several times, Harris never cried too much and just smiled. The doctor told his parents he was going to be alright and that "the kid is pretty tough to go through all that and just smile." The name has stuck ever since.

CAREER HIGHLIGHTS:

- **2008 (6/0, 1/0 - Tennessee):** Saw action as a reserve in six games after being elevated from the practice squad on Nov. 22, 2008. Played primarily on coverage units and collected six special teams tackles.
- Against N.Y. Jets (11/23), played in a reserve role on special teams and collected a solo tackle. Made a sensational tackle by stopping Leon Washington for no gain on a first-quarter punt return.
- At Detroit (11/27), registered a solo special teams tackle in the Titans' commanding 47-10 victory over the Lions on Thanksgiving. Saw limited action at safety in the fourth quarter.

- At Indianapolis (12/28), played in a reserve role at free safety and notched three tackles. Collected a special teams stop on coverage units.

2007 (1/0 - Miami): Spent the first nine games of the year on the Dolphins' practice squad before being activated to the 53-man roster on Nov. 14. Was inactive for six games and dressed but did not play in another before making NFL debut, in a reserve role, in finale against Cincinnati (12/30).

COLLEGE:

- Was a four-year letterman at Montana (2003-06) and played in 53 games during his career, including 41 starts.
- Began his collegiate career as a walk-on wide receiver before being moved to defensive back for his redshirt freshman season of 2003.
- Amassed 170 tackles, six interceptions and 18 pass breakups. Also returned 71 punts for a 13.8-yard average and three touchdowns, with all of his returns coming over his final two seasons.
- Put together a 14.5-yard average on 46 punt returns as a senior when he recorded two scores, including a 94-yarder against Eastern Washington (10/7) and a 56-yarder against Northern Colorado (11/11).
- Had most productive season on defense as a sophomore in 2004 when he registered 62 tackles and four interceptions, two of which came in a I-AA semi-final win over Sam Houston State.
- Majored in sociology at Montana.

PERSONAL:

- Earned four letters apiece in football and track, and three in basketball at Colstrip (Mont.) High School. Was an all-state selection in all three sports.
- As a wide receiver, scored 43 career touchdowns, including 19 as a senior.
- Was part of state championship track squads as both a junior and senior. Performed as a sprinter and in the long jump and high jump.
- Served as team captain basketball as a sophomore and senior. He has a dunk contest named after him, after winning three consecutive years at the "All-West Tournament" in Denver, Colo.

Front Office

Coaching Staff

T. HARRIS

Rookies

2008 Season

Records

History

Playoff History

Sidelines

- His wife Mary taught him how to play golf.
- List of favorites: (movie) "Forrest Gump"; (TV show) "The Office"; (actor/actress) Matthew McConaughey and Julia Roberts; (music artist or group) Ben Harper, The Four Kicks; (food) grilled ribeye with sauteed mushrooms, side of sweet potatoes with cinnamon butter; (vacation spot) The Mountains; (school subject) History;

- (car) one that is paid for and runs great with good gas mileage; (video game) Tiger Woods PGA Tour; (sports hero) Michael Johnson; and (books) "The Shack" by William P. Young and "The Vision" by Rick Joyner.
- Born Chester David "Tuff" Harris on Jan. 23, 1983 in Crow Agency, Mont.

TUFF HARRIS' NFL STATISTICS

		TACKLES						INTERCEPTIONS					FUMBLES				
Year	Team	GP	GS	Tot	Solo	Asst	Sk	Yds	No	Yds	Lg	TD	PD	FF	FR	Yds	SpT
2007	Miami	1	0	0	0	0	0.0	0	0	0	0	0	0	0	0	0	0
2008	Tennessee	6	0	3	1	2	0.0	0	0	0	0	0	0	0	0	0	6
NFL Totals		7	0	3	1	2	0.0	0	0	0	0	0	0	0	0	0	6

		TACKLES						INTERCEPTIONS					FUMBLES				
Year	Team	GP	GS	Tot	Solo	Asst	Sk	Yds	No	Yds	Lg	TD	PD	FF	FR	Yds	SpT
2008	Tennessee	1	0	0	0	0	0.0	0	0	0	0	0	0	0	0	0	0
Playoff Totals		1	0	0	0	0	0.0	0	0	0	0	0	0	0	0	0	0

87



Lavelle
HAWKINS

WIDE RECEIVER



5'11" • 190 lbs • Born: 7.12.86 • Exp. (NFL/Titans): 2/2 • D4b-2008 • California
 2008 GP/GS: 13/1 (Playoffs 0/0) • Career GP/GS: 13/1 (Playoffs 0/0) • Stockton, Calif.

PRO: Wide receiver Lavelle Hawkins received valuable experience as a rookie in 2008. He played in 13 games and totaled seven receptions for 68 yards, laying a foundation for what is expected of the talented and shifty wideout as he grows in the Titans offense. In three seasons with the California Golden Bears, Hawkins developed a reputation as a dependable, sure-handed, tough-minded receiver who would make difficult catches in critical moments. In pre-draft workouts, he ran the 40-yard dash in 4.49 seconds and bench-pressed 250 pounds. He was selected with the Titans' second pick of the fourth round (126th overall) in the 2008 NFL Draft.

TITANS TIDBITS:

- Hawkins and Titans running back Chris Henry were football and track teammates at Edison High School in Stockton, Calif.
- Hawkins was raised primarily by his grandmother, Janet Curley, in the Sierra Vista housing projects in Stockton due to the death of his father when he was only 18 months old and his mother "going through some things" during his childhood.

Hawkins endured a long road to eventually find athletic and academic success at Cal. He worked tirelessly with a tutor in high school to become eligible for NCAA Division I sports and eventually enrolled at Louisiana State University in the summer of 2004. However, after LSU's first game he decided he needed to be closer to home and transferred to City College of San Francisco for one season. He then was offered a scholarship at Cal beginning in 2005, and his dream of playing major college football was fulfilled. As a senior, he earned Cal's Dink Artal award as the player showing academic commitment and improvement, and he is within a few credits of receiving his degree.

CAREER HIGHLIGHTS:

- 2008 (13/1, 0/0):** In rookie season, played in 13 games and totaled seven receptions for 68 yards and seven kickoff returns for 130 yards. Inactive for three regular season contests (9/7 vs. Jacksonville, 9/14 at Cincinnati and 9/28 vs. Minnesota) and one postseason game (1/10 vs. Baltimore).
- A gainst Houston (9/21), played on special

VETERANS

teams in NFL debut.

- At Kansas City (10/19), recorded first career NFL reception on three-yard pass from Kerry Collins in first quarter and totaled two receptions for 11 yards in victory.
- Against Indianapolis (10/27), made first career NFL start and snared one reception for 13 yards in victory on Monday Night Football.
- At Chicago (11/9), caught two passes for season-high 26 yards, including diving 19-yard grab (season long).
- Against N.Y. Jets (11/23), returned seven kickoffs for 130 total yards.

COLLEGE:

- In 35 games (10 starts) at Cal, moved into 10th place in school history with 136 career receptions for 1,748 yards and 12 touchdowns. Additionally, he totaled 49 kickoff returns for 1,051 yards and one touchdown.
- As senior (2007), was second-team All-Pac 10 selection and earned team's Dink Artal award as player showing special academic commitment and improvement. Played in all 13 games (two starts) and led Bears with 72 receptions (fourth in Pac 10 with 5.53/game) and 872 receiving yards (third in Pac 10 with 67.1 per game). Finished fourth in conference with 1,854 all-purpose yards, third-best season total in school history.
- As junior (2006), earned honorable mention All-Pac 10 honors after finishing second on team with 46 receptions for 705 yards (15.3 avg.) and five touchdowns.
- As sophomore (2005), played nine games with three starts in first season at California. Finished season with 18 receptions for 171 yards (9.5 avg.) and one touchdown.
- As freshman (2004), enrolled at LSU for summer camp but then transferred after one game to City College of San Francisco. Appeared in seven games at City College and caught 23 passes for 525 yards (22.8 avg) and four touchdowns.
- Majored in social welfare at Cal.

PERSONAL:

- Single, splits time between Nashville and Stockton, Calif.
- Named Parade All-American and Stockton Record's Area Player of the Year at Edison (Stockton, Calif.) High School, where he gained more than 1,000 yards receiving and 800 yards rushing as a senior. Caught 53 passes for nearly 1,000 yards and 12 touchdowns as junior, adding 75 tackles, four interceptions, three forced fumbles and two sacks at free safety.
- Hosts an annual youth football camp in Stockton.
- List of favorites: (movies) "300" and "Shooter"; (TV shows) "Martin" and "The Jamie Foxx Show"; (actor) Denzel Washington; (music artist) Lyfe Jennings; (school subject) math; (car) Dodge Charger Hemi; (video games) Call of Duty 4 and NCAA Football; (sports heroes) John Randle, Anquan Boldin, Steve Smith, Chad Johnson and Terrell Owens; and (food) Mexican food.
- Born Lavelle Lamar Hawkins on July 12, 1986 in Stockton, Calif.

HAWKINS GAME-BY-GAME

2008 Tennessee Titans									
Date	Opp	W/L	P/S	No	Yds	Avg	Lg	TD	
Sept 7	Jax	W	IA						
Sept 14	@ Cin	W	IA						
Sept 21	Hou	W	p	0	0	.	0	0	
Sept 28	Min	W	IA						
Oct 5	@ Bal	W	p	0	0	.	0	0	
Oct 19	@ KC	W	p	2	11	5.5	8	0	
Oct 27	Ind	W	S	1	13	13.0	13	0	
Nov 2	GB	W	p	1	4	4.0	4	0	
Nov 9	@ Chi	W	p	2	26	13.0	19	0	
Nov 16	@ Jax	W	p	0	0	.	0	0	
Nov 23	NYJ	L	p	1	14	14.0	14	0	
Nov 27	@ Det	W	p	0	0	.	0	0	
Dec 7	Cle	W	p	0	0	.	0	0	
Dec 14	@ Hou	L	p	0	0	.	0	0	
Dec 21	Pit	W	p	0	0	.	0	0	
Dec 28	@ Ind	L	p	0	0	.	0	0	
Totals		13-3	13/1	7	68	9.7	19	0	
Playoffs									
Jan 10	Bal	L	IA						
Totals		0-1	0/0	0	0	0	0	0	

LAVELLE HAWKINS' NFL STATISTICS

RECEIVING										RUSHING				
Year	Team	GP	GS	No	Yds	Avg	Lg	TD	Att	Yds	Avg	Lg	TD	
2008	Tennessee	13	1	7	68	9.7	19	0	0	0	0.0	0	0	
NFL Totals		13	1	7	68	9.7	19	0	0	0	0.0	0	0	
RECEIVING										RUSHING				
Year	Team	GP	GS	No	Yds	Avg	Lg	TD	Att	Yds	Avg	Lg	TD	
2008	Tennessee	0	0	0	0	0.0	0	0	0	0	0.0	0	0	
Playoff Totals		0	0	0	0	0.0	0	0	0	0	0.0	0	0	

Single-Game Highs

Receptions - 2 (twice, last at Chicago 11/9/08)
 Receiving Yards - 26 at Chicago 11/9/08
 Longest Reception - 19 at Chicago 11/9/08

Additional Statistics

Seven kickoff returns for 130 yards with a long of 23 (vs. N.Y. Jets 11/23/08)
 Special Team Tackles: 1 (2008)

75


**Jovan
HAYE**

DEFENSIVE TACKLE



6'2" • 285 lbs. • Born: 6.21.82 • Exp. (NFL/Titans): 5/1 • UFA (TB) - 2009 • Vanderbilt
2008 GP/GS: 15/14 (Playoffs 0/0) • Career GP/GS: 42/30 (Playoffs 1/1) • Fort Lauderdale, Fla.

PRO: Jovan Haye signed with the Titans as an unrestricted free agent on March 2, 2009 after spending the last three seasons with Tampa Bay. The former Vanderbilt standout enters 2009 as a key member of the Tennessee defensive tackle rotation. A high-effort defensive lineman and skilled pass rusher, Haye has played in 42 career games with 30 starts. His career totals include 162 tackles, six sacks, a forced fumble, four fumble recoveries, and four passes defensed. Prior to an injury-plagued 2008 campaign, Haye enjoyed a breakout season in 2007 with a career-best 97 tackles, the most by a Buccaneers defensive lineman since 1984, while also notching a career-high six sacks and tying for the NFL lead with four fumble recoveries. Haye entered the league as a sixth-round pick (189th overall) of the Carolina Panthers in the 2005 NFL Draft. After appearing in just two games as a rookie, he was released by Carolina in 2006 and signed with Cleveland. Following a short stint on the Browns practice squad, he was signed by the Buccaneers on October 25, 2006.

TITANS TIDBITS:

- Haye is a native of Jamaica. He moved to the United States when he was six years old and did not start playing football until his junior year in high school.
- Haye is a huge fan of singer Celine Dion. His mother is also a loyal supporter and Haye got her front row tickets for a concert during Super Bowl week in Tampa last year.
- Haye suffered from dyslexia when he was younger and fought through the disorder during middle school. He overcame the condition and was on the honor roll four straight years in high school on his way to earning a scholarship to Vanderbilt. He says graduating high school was "his winning moment."

CAREER HIGHLIGHTS:

2008 (15/14 – Tampa Bay): Saw action in 15 games with 14 starts and tallied 40 tackles, including two tackles for loss, and one pass defensed.

- At Chicago (9/21), started at defensive tackle and registered five tackles.
- Against Carolina (10/12), tallied three stops

and one pass defensed.

- At Detroit (11/23), notched four tackles, including a tackle for loss.
- Against San Diego (12/21), returned to the starting lineup and posted five tackles, including a tackle for loss.

2007 (16/16, 1/1 – Tampa Bay): Started all 16 contests at defensive tackle and collected a career-high 97 tackles, ranking first among defensive linemen and fifth on the team. His 97 tackles were the most by a Buccaneers defensive lineman since 1984. Finished tied for second on the team with six sacks and led the squad and tied for first in the NFL with four fumble recoveries.

- At Seattle (9/9), made his first career NFL start at defensive tackle and posted three tackles.
- Against New Orleans (9/16), notched first career sack, dropping Drew Brees for a seven-yard loss. Also had five tackles and one pass defensed.
- Against Tennessee (10/14), collected a career-high 12 tackles to lead the defensive linemen. Notched one sack of Kerry Collins.
- Against N.Y. Giants (1/6), had six tackles in playoff debut, including a tackle for loss, in NFC Wild Card game.

2006 (9/0 – Tampa Bay): Played as a reserve in nine games with Tampa Bay and totaled 25 tackles on the season. Released by Carolina on Sept. 2 before being signed to the Browns' active roster on Sept. 3. Was inactive for Cleveland against New Orleans (9/10) and then released by Cleveland on Sept. 12 before being signed to the Browns' practice squad on Sept. 14. Signed by Tampa Bay on Oct. 25 from Cleveland's practice squad.

- Against New Orleans (11/5), made his Buccaneers debut against the Saints.
- Against Atlanta (12/10), saw significant action on defense, setting a then career-high with six tackles.
- Against Seattle (12/31), tied his career-high with six tackles.

2005 (2/0, 0/0 -- Carolina): Played in two games and inactive for 13 contests with the Panthers. Was inactive for all three playoff games.

- Against Green Bay (10/3), made NFL debut as a reserve at defensive tackle.

Front Office

Coaching Staff

HAYE

Rookies

2008 Season

Records

History

Playoff History

Sidelines

VETERANS

Front Office

Coaching Staff

HAYE

Rookies

2008 Season

Records

History

Playoff History

Sidelines

COLLEGE:

- Entered NFL Draft following junior season. Started 34 of 35 games at Vanderbilt and recorded 149 tackles, 10.5 sacks, 17 tackles for loss and one interception.
- As a junior, started all 11 games at defensive end in 2004 and totaled 48 tackles and one sack. Part of squad that ranked third in the SEC with a plus-four turnover margin.
- Named second-team All-SEC as a sophomore and was elected team defensive captain. Started all 12 games at defensive end and was a conference co-leader with 8.5 sacks, the most by a Vanderbilt player since 1994. Also, tied for seventh in the conference with 12.5 tackles for loss and led the defensive line with 76 tackles, three forced fumbles, 10 quarterback hurries and three passes defended.
- Recorded two or more sacks in three games in 2003 and amassed three sacks, two forced fumbles and one interception at TCU.
- Started 11 of 12 games at defensive end as a freshman in 2002 and contributed 25 tackles, one sack, three quarterback pressures and one forced fumble. Limited for much of the second half of the season with an injured foot, with the contest at Georgia representing the only missed start of his college career, but he played against the Bulldogs with an injured ankle.
- Redshirted as a true freshman in 2001.
- Majorled in human and organizational development at Vanderbilt.

PERSONAL:

- Was a teammate of NFL players Chris Gamble and Stanley McClover at Dillard High School (Sunrise, Fla.).
- Earned first-team All-State honors at offensive guard as a junior and senior at Dillard. Also was a letterwinner in basketball, and threw shot put and discus.
- Graduated from high school with a 4.5 GPA and was a member of National Honor Society.
- Participated in Read Across America Day, where he made students laugh by reading tongue twisting Dr. Seuss books and was also a guest speaker at Harris Teeter/Kraft Kids Camp, where he spoke on the importance of education and team work, ran skill stations and signed autographs.
- Moved to the United States from Jamaica when he was six years old and did not start playing football until his junior year in high school.
- List of favorites: (movie) "Spiderman 1, 2 and 3"; (TV show) "Martin"; (actor) Martin Lawrence; (music artist or group) Celine Dion; (food) jerk chicken; (vacation spot) Nashville; (school subject) physical education; (car) Chevy Corvette; (video game) Call of Duty; (sports hero) Steve Young; and (book) "Who Moved My Cheese?"
- Born Jovan Haye on June 21, 1982 in Mandeville, Jamaica.

HAYE GAME-BY-GAME

2005 Carolina Panthers												
Date	Opp	W/L	P/S	Tot Solo	Sk	OBP	TFL	Int	Yds	PD	FF	FR SpT
Oct 3	GB	W	p	0	0	0.0	0	0	0	0	0	0
Oct 16	@ Det	W	DNP									
Dec 11	TB	L	p	0	0	0.0	0	0	0	0	0	0
Totals	11-5	2/0		0	0	0.0	0	0	0	0	0	0
Playoffs												
Jan 8	@ NYG	W	IA									
Jan 15	@ Chi	W	IA									
Jan 22	@ Sea	L	IA									
Totals	2-1	0/0		0	0	0.0	0	0	0	0	0	0
* Was inactive for other 13 regular season games with the Carolina Panthers.												
2006 Tampa Bay Buccaneers												
Date	Opp	W/L	P/S	Tot Solo	Sk	OBP	TFL	Int	Yds	PD	FF	FR SpT
Oct 29	@ NYG	L	DNP									
Nov 5	NO	L	p	0	0	0.0	0	0	0	0	0	0
Nov 13	@ Car	L	p	0	0	0.0	0	0	0	0	0	0
Nov 19	Was	W	p	2	2	0.0	0	0	0	0	0	0
Nov 23	@ Dal	L	p	1	0	0.0	0	0	0	0	0	0
Dec 3	@ PIT	L	p	5	4	0.0	0	0	0	0	0	0
Dec 10	All	L	p	6	3	0.0	0	0	0	0	0	0
Dec 17	@ Chi	L	p	1	1	0.0	0	0	0	0	0	0
Dec 24	@ Cle	W	p	4	3	0.0	0	0	0	0	0	0
Dec 31	Sea	L	p	6	1	0.0	0	0	0	0	0	0
Totals	9/0	25	13	0.0	0	0	0	0	0	0	0	0
* Spent the first six weeks on the Cleveland Browns practice squad from Sept. 10 - Oct. 25.												
2007 Tampa Bay Buccaneers												
Date	Opp	W/L	P/S	Tot Solo	Sk	OBP	TFL	Int	Yds	PD	FF	FR SpT
Sept 9	@ Sea	L	S	3	2	0.0	-	-	0	0	0	0
Sept 16	NO	W	S	5	4	1.0	-	-	0	1	0	0
Sept 23	SH	W	S	7	3	0.0	-	-	0	0	0	0
Sept 30	@ Car	L	S	5	5	1.0	-	-	0	0	0	0
Oct 7	@ Ind	L	S	6	6	0.0	-	-	0	1	0	0
Oct 14	Ten	W	S	12	11	1.0	-	-	0	0	0	0
Oct 21	@ Det	L	S	8	8	1.0	-	-	0	0	0	0
Oct 28	Jax	L	S	8	6	0.0	-	-	0	0	0	0
Nov 4	Arz	W	S	5	4	0.0	-	-	0	0	0	0
Nov 18	@ All	W	S	9	9	0.0	-	-	0	0	0	0
Nov 25	Was	W	S	5	5	0.0	-	-	0	0	0	0
Dec 2	@ NO	W	S	5	5	1.0	-	-	0	0	1	1
Dec 9	@ Hou	L	S	4	3	0.0	-	-	0	0	0	2
Dec 16	@ All	W	S	2	2	0.0	-	-	0	0	0	1
Dec 23	@ SF	L	S	8	8	1.0	-	-	0	1	0	0
Dec 30	Car	L	S	5	5	0.0	-	-	0	0	0	0
Totals	9-7	16/16		97	86	6.0	-	-	0	3	1	4
Playoffs												
Jan 6	NYG	L	S	6	6	0.0	-	-	0	0	0	0
Totals	0-1	1/1		6	6	0.0	-	-	0	0	0	0
2008 Tampa Bay Buccaneers												
Date	Opp	W/L	P/S	Tot Solo	Sk	OBP	TFL	Int	Yds	PD	FF	FR SpT
Sept 7	@ NO	L	S	1	0	0.0	-	-	0	0	0	0
Sept 14	All	W	S	3	1	0.0	-	-	0	0	0	0
Sept 21	@ Chi	W	S	5	1	0.0	-	-	0	0	0	0
Sept 28	GB	W	S	3	1	0.0	-	-	0	0	0	0
Oct 5	@ Den	L	S	0	0	0.0	-	-	0	0	0	0
Oct 12	Car	W	S	3	1	0.0	-	-	0	1	0	0
Oct 19	Sea	W	S	3	3	0.0	-	-	0	0	0	0
Oct 26	@ Dal	L	S	4	2	0.0	-	-	0	0	0	0
Nov 2	@ KC	W	S	2	1	0.0	-	-	0	0	0	0
Nov 16	Min	W	S	4	2	0.0	-	-	0	0	0	0
Nov 23	@ Det	W	S	4	3	0.0	-	-	0	0	0	0
Nov 30	NO	W	S	0	0	0.0	-	-	0	0	0	0
Dec 8	@ Car	L	IA									
Dec 14	@ All	L	p	0	0	0.0	-	-	0	0	0	0
Dec 21	SD	L	S	5	3	0.0	-	-	0	0	0	0
Dec 28	Oak	L	S	3	1	0.0	-	-	0	0	0	0
Totals	9-7	15/14		40	19	0.0	-	-	0	0	1	0

JOVAN HAYE'S NFL STATISTICS

Year	Team	TACKLES						INTERCEPTIONS					FUMBLES				
		GP	GS	Tot	Solo	Asst	Sk	Yds	No	Yds	Lg	TD	PD	FF	FR	Yds	SpT
2005	Carolina	2	0	0	0	0	0.0	0	0	0	0	0	0	0	0	0	0
2006	Tampa Bay	9	0	25	13	12	0.0	0	0	0	0	0	0	0	0	0	
2007	Tampa Bay	16	16	97	86	11	6.0	30	0	0	0	3	1	4	9	0	
2008	Tampa Bay	15	14	40	19	21	0.0	0	0	0	0	1	0	0	0	0	
NFL Totals		42	30	162	118	44	6.0	30	0	0	0	4	1	4	9	0	

Year	Team	TACKLES						INTERCEPTIONS					FUMBLES			
		GP	GS	Tot	Solo	Asst	Sk	Yds	No	Yds	Lg	TD	PD	FF	FR	Yds
2005	Carolina	0	0	0	0	0	0.0	0	0	0	0	0	0	0	0	0
2007	Tampa Bay	1	1	6	6	0	0.0	0	0	0	0	0	0	0	0	0
Playoff Totals		1	1	6	6	0	0.0	0	0	0	0	0	0	0	0	0

Single-Game Highs

Tackles - 12 vs. Tennessee (10/14/07)
 Sacks - 1 (six times, last at San Francisco 12/23/07)
 Forced Fumbles - 1 at New Orleans (12/2/07)
 Fumble Recoveries - 2 at Houston (12/9/07)

Playoff Single-Game Highs

Tackles - 6 vs. N.Y. Giants (1/6/08)



William HAYES

DEFENSIVE END



6'3" • 272 lbs. • Born: 5.2.85 • Exp. (NFL/Titans): 2/2 • D4a - 2008 • Winston-Salem State
 2008 GP/GS: 8/0 (Playoffs 1/0) • Career GP/GS: 8/0 (Playoffs 1/0) • Highpoint, N.C.

PRO: William Hayes features a low center of gravity, natural pass rush instincts and tremendous closing speed. The 2008 fourth-round pick will be relied upon to provide depth in the Titans' defensive end rotation in 2009 after seeing action in eight games as a rookie. In his first season with the Titans, Hayes collected 21 tackles, a sack, two quarterback pressures, a forced fumble, a fumble recovery and a pass defensed. The former Winston-Salem State standout started 22 of 30 games for the Rams, recording 150 tackles with 15 sacks, 37 stops for losses and 15 quarterback pressures. As a senior in 2007, he led the nation with seven forced fumbles and tied for 10th nationally with a team-high 19 stops for losses. He paced the Rams with 8.5 sacks and was second on the squad with 78 tackles. Hayes became just the school's second All-American since the Rams moved to the Football Championship Subdivision from the Division II level in 2006. He also set a school record while leading the FCS ranks with two touchdowns on four fumble recoveries. He was selected by the Titans in the fourth round (103rd overall) in the 2008 NFL Draft.

TITANS TIDBITS:

- During the 2009 offseason, Hayes returned home to High Point, N.C. and visited with the local elementary and high schools to speak with students about the importance of education and goal-setting.

- When Hayes was a senior in high school, he attended a camp that was run by current Titans defensive end Jevon Kearse. Hayes, who admired Kearse as a football player when he was growing up, got to work out with him at the camp and now will have the chance to learn from him again on the Titans' defensive front.
- To stay in shape during the offseason in college, Hayes worked at a Coca-Cola plant helping load the distribution trucks.
- Hayes is the first player from Winston-Salem State to be selected in the NFL Draft since 1996 when the Atlanta Falcons drafted running back Richard Huntley.
- Hayes is very thankful for his family and credits their support as one of the main reasons he was drafted in the NFL. Hayes' father, Robert, was his football coach growing up all the way until high school.

CAREER HIGHLIGHTS:

2008 (8/0, 1/0): Saw action as a reserve in eight games and notched 21 tackles, a sack, two quarterback pressures, a forced fumble, a fumble recovery and a pass defensed. Collected his first career NFL sack against Pittsburgh (12/21/08).
 • Against Indianapolis (10/27), saw significant action at defensive end and collected three tackles and a pass defensed in the Titans' 31-21 victory over the Colts on Monday Night Football. Knocked down a pass intended for Dallas Clark late in the fourth quarter.

VETERANS

Front Office

Coaching Staff

HAYES

Rookies

2008 Season

Records

History

Playoff History

Sidelines

- At Chicago (11/9), played on the defensive front and collected a tackle and a quarterback pressure in the Titans' 21-14 road win.
- At Jacksonville (11/16), saw action at defensive end and posted two solo tackles and a quarterback pressure in the Titans' 24-14 come-from-behind victory.
- At Houston (12/14), played at defensive end and posted four tackles.
- Against Pittsburgh (12/21), saw significant action at defensive end and registered three tackles, a sack, a forced fumble and a fumble recovery in the Titans' 31-14 victory. Halted a potential Steelers' scoring drive in the first quarter by recovering a Ben Roethlisberger fumble that was forced by David Thornton at the Titans' one-yard line. Came around the edge and strip-sacked Roethlisberger and the loose ball was recovered by Tony Brown at the Pittsburgh 39-yard line in the second quarter.

COLLEGE:

- As a senior at Winston-Salem State, started 11 games at defensive end and ranked second on the team with 78 tackles. Named a co-captain for the defense and recorded a team-best 19 tackles for loss, setting his opponents back 104 yards. Tallied a team-high 8.5 sacks and forced a team-best seven fumbles, while hurrying opposing quarterbacks 12 times and breaking up three passes.
- As a junior, became one of the team's top defensive players, seeing action in all 11 games with nine starts at defensive end. Finished the season ranked fourth on the team with 57 tackles (25 solo). Led the team with 6.5 sacks and notched 13 tackles for a loss, an interception, four passes defended, two quarterback hurries and two fumble recoveries.
- In 2005, appeared in just three games for the Rams, starting two contests at outside linebacker. Season was cut short because of a knee injury suffered against Virginia Union.
- As a freshman, saw action in five games with two starts at defensive end. Recorded eight total tackles, a tackle for a loss of one yard and a pass defended.
- Majored in sports management at Winston Salem State.

PERSONAL:

- Single, splits time between Nashville and High Point, N.C.
- Attended High Point Andrews High School where he was a member of the Raiders' Mid State 2A Conference Championship team in 2003. Played defensive end, linebacker and tight end during his high school career.
- Also played basketball and wrestling during his high school tenure. Placed second in the state in the 215-pound division as a senior.
- Nicknamed "Sea Breeze" in high school because "I guess I was so smooth."
- Enjoys both fresh-water and salt-water fishing and is active in Christian Methodist Episcopal Church.
- List of favorites: (movies) "Remember the Titans" and "Scarface"; (TV Show) "Martin"; (actor) Denzel Washington; (school subject) math; (car) BMW; (video game) "Madden"; (food) chicken alfredo; (sports hero) Michael Jordan; (pro sports teams) San Francisco 49ers and Tennessee Titans.
- Born William Quintin Hayes, the son of Robert and Vivian Hayes, on May 2, 1985 in High Point, N.C.

HAYES GAME-BY-GAME

2008 Tennessee Titans															
Date	Opp	WL	P/S	Tot	Solo	Sk	OBP	TFL	Int	Yds	PD	FF	FR	SpT	
Sept 7	@ Jax	W	p												
Sept 14	@ Cin	W	p	1	1	0.0	0	0	0	0	0	0	0	0	
Sept 21	Hou	W	p	3	3	0.0	0	0	0	0	0	0	0	0	
Sept 28	Min	W	IA												
Oct 5	@ Bal	W	IA												
Oct 19	@ KC	W	IA												
Oct 27	Ind	W	p	3	1	0.0	0	0	0	0	1	0	0	0	
Nov 2	GB	W	IA												
Nov 9	@ Chi	W	p	1	0	0.0	1	0	0	0	0	0	0	0	
Nov 16	@ Jax	W	p	2	2	0.0	1	0	0	0	0	0	0	0	
Nov 23	NJY	L	IA												
Nov 27	@ Det	W	IA												
Dec 7	Cle	W	IA												
Dec 14	@ Hou	L	p	4	2	0.0	0	0	0	0	0	0	0	0	
Dec 21	Pit	W	p	3	1	1.0	0	0	0	0	1	1	0	0	
Dec 28	@ Ind	L	p	4	3	0.0	0	0	0	0	0	0	0	0	
Totals				13-3	80	21	13	1.0	2	0	0	1	1	1	0
Playoffs															
Jan 10	Bal	L	p	0	0	0.0	NA	0	0	0	0	0	0	0	
Totals				0-1	1/0	0	0	0.0	NA	0	0	0	0	0	

WILLIAM HAYES' NFL STATISTICS

Year	Team	TACKLES						INTERCEPTIONS					FUMBLES				
		GP	GS	Tot	Solo	Asst	Sk	Yds	No	Yds	Lg	TD	PD	FF	FR	Yds	SpT
2008	Tennessee	8	0	21	13	8	1.0	1.0	0	0	0	0	1	1	1	4	0
NFL Totals		8	0	21	13	8	1.0	1.0	0	0	0	0	1	1	1	4	0

Year	Team	TACKLES						INTERCEPTIONS					FUMBLES				
		GP	GS	Tot	Solo	Asst	Sk	Yds	No	Yds	Lg	TD	PD	FF	FR	Yds	SpT
2008	Tennessee	1	0	0	0	0	0.0	0.0	0	0	0	0	0	0	0	0	0
Playoff Totals		1	0	0	0	0	0.0	0.0	0	0	0	0	0	0	0	0	0

Single-Game Highs

Tackles - 4 (twice, last at Indianapolis 12/28/08)
Sacks - 1 vs. Pittsburgh (12/21/08)

Forced Fumbles - 1 vs. Pittsburgh (12/21/08)
Fumble Recoveries - 1 vs. Pittsburgh (12/21/08)

42

Chris
HENRY

RUNNING BACK

5'11" • 230 lbs. • Born: 6.6.85 • Exp. (NFL/Titans): 3/3 • D2 - 2007 • Arizona
2008 GP/GS: 1/0 (Playoffs 0/0) • Career GP/GS: 8/0 (Playoffs 1/0) • Stockton, Calif.

PRO: Henry is a physical running back with great size and game-breaking speed. Entering his third campaign, the 2007 second round pick hopes to build upon his first two seasons in which he contributed in a reserve role in the backfield and as a kickoff returner. Last year, Henry was inactive for the first 15 games before playing in a reserve role in the season finale. As a rookie, he saw action in seven games and carried the ball 31 times for 119 yards and two touchdowns. Henry also collected six receptions for 53 yards and returned 13 kickoffs for 272 yards. In 2007 pre-draft workouts, the sculpted 230-pound back tied for the fastest time (4.40) in the 40-yard dash among running backs with Vikings first round pick Adrian Peterson at the NFL Combine and recorded a 36-inch vertical jump. He was selected by the Titans in the second round (50th overall) in the 2007 NFL Draft.

TITANS TIDBITS:

- A philosophy major at the University of Arizona, Henry says that he's an outside-the-box thinker and he always looks at every possibility when analyzing things. Henry also says that approach helps him not take life for granted.
- Henry starred at Edison High School in Stockton, Calif., with 2008 Titans' fourth-round pick Lavelle Hawkins. The duo played three seasons together on the gridiron and were members of the 4x100 relay team that finished fourth in the state.
- After football Henry has an interest in law enforcement that was sparked by his father, Claude, who is a correctional officer in Santa Clara County. Entering the entertainment industry as an actor also intrigues Henry. Henry starred in several drama plays in high school.
- Henry's father and Titans running back Quinton Ganther's father have more in common than just pulling for the Titans. Before Chris and Quinton were born, their fathers, Claude Henry and Henry Ganther, attended the same high school and were teammates on the wrestling team.

CAREER HIGHLIGHTS:

2008 (1/0, 0/0): Was inactive for the first 15 games of the season. Saw action as a reserve in the season finale at Indianapolis and carried the ball once for three yards.

2007 (7/0, 1/0): Saw action as a reserve in seven games and carried the ball 31 times for 119 yards and two touchdowns. Grabbed six receptions for 53 yards out of the backfield and returned 13 kickoffs for 272 yards (20.9 avg.). Played in his first career NFL contest and scored his first career NFL touchdown on a four-yard run against Houston (10/21). Was inactive for the first five games of the season. Served a four-game NFL suspension (11/25 at CIN - 12/16 at KC).

- At Houston (10/21), saw action in a reserve role at running back in his first career NFL contest and carried the ball 11 times for 57 yards and a touchdown in the Titans' thrilling 38-36 victory over the Texans. Scampered for 24 yards on a rush off right tackle in the third quarter. Scored his first career NFL touchdown on a four-yard run off left guard in the third quarter.
- Against Oakland (10/28), rushed the ball four times for 48 yards and a touchdown in the Titans' 13-9 win. Gave the Titans a 10-9 advantage with a 24-yard touchdown run along the left sideline in the third quarter.

COLLEGE:

- At Arizona, Henry played in 35 games with six starts before declaring for the NFL Draft after his junior season. For his career he totaled 269 carries for 892 yards (3.3 avg.) and nine touchdowns. Out of the backfield, Henry totaled for his career 26 receptions for 205 yards with one touchdown.
- As a junior, earned All-Pac 10 honorable mention while playing in 11 games with career-high six starts. Posted career and team-highs with 581 rushing yards and seven touchdowns on 165 carries (3.5 avg.). Finished fourth on team with career-high 21 receptions for 197 yards (9.4 avg.) and one touchdown. Recorded career-high eight receptions for 87 yards against Oregon State. Gained 94 yards on a school record 35 carries with two touchdowns against Washington State.

Front Office

Coaching Staff

HENRY

Rookies

2008 Season

Records

History

Playoff History

Sidelines

VETERANS

- Earned Pac-10 Offensive Player of the Week after gaining career-high 191 yards on 29 carries (6.6 avg.) and two touchdowns at Oregon.
- As a sophomore, played in 11 games and finished third on team with 119 yards on 34 carries (3.5 avg.).
- As a redshirt freshman, played in 11 games and posted 56 carries for 156 yards (2.8 avg.) and two touchdowns. Also hauled in two receptions for minus three yards. On special teams returned four kickoffs for 25 yards (6.2 avg.).
- As a freshman, played in two games before granted medical hardship. In a reserve role gained 33 yards on 14 carries (2.5 avg.) and posted one reception for 14 yards.

PERSONAL:

- Single, splits time between Nashville and Stockton, Calif.
- Attended Edison (Stockton, Calif.) High School and earned Prep Star All-West and Super Prep All-Farwest honors as a senior.
- Also ran track and lettered in basketball and baseball in high school. In track, finished third in Metro Relays 100m (10.4) in March 2002 and won 100-meter dash in 2003 CIF State meet with clocking of 10.56. The two-time track team captain won Stanford Invitational (10.71) and 2003 Oakland Invitational (10.77) in 100 meters.
- List of favorites: (movie) "Willy Wonka and

the Chocolate Factory"; (TV shows) "Family Guy" and "The Twilight Zone"; (actor) Denzel Washington; (actress) Halle Berry; (vacation getaway) Sydney, Australia; (car) Mercedes Benz G-Wagon; (candy) sour patches; and (food) chicken and shrimp fettuccini alfredo.

- Born Christopher John Henry on June 6, 1985 in Oakland, Calif.

HENRY GAME-BY-GAME

2007 Tennessee Titans										RUSHING			RECEIVING			Tot
Date	Opp	W/L	P/S	Att	Yds	Avg	LG	TD	Rec	Yds	Avg	LG	TD	Yds		
Oct 21	@ Hou	W	p	11	57	5.2	24	1	2	12	6.0	10	0	69		
Oct 28	Oak	W	p	4	48	12.0	24	1	0	0	0.0	0	0	48		
Nov 4	Car	W	p	3	-3	-1.0	1	0	1	18	18.0	18	0	15		
Nov 11	Jax	L	p	3	-2	-0.7	1	0	2	15	7.5	9	0	13		
Nov 19	@ Den	L	p	1	4	4.0	4	0	0	0	0.0	0	0	4		
Nov 25	@ Cin	L		RESERVE/SUSPENDED												
Dec 2	Hou	W		RESERVE/SUSPENDED												
Dec 9	SD	L		RESERVE/SUSPENDED												
Dec 16	@ KC	W		RESERVE/SUSPENDED												
Dec 23	NYJ	W	p	0	0	0.0	0	0	0	0	0.0	0	0	0		
Dec 30	@ Ind	W	p	9	15	1.7	5	0	1	8	8.0	8	0	23		
Totals				10-6	7/0	31	119	3.8	24	2	6	53	8.8	18	0	172
Playoffs																
Jan 6	@ SD	L	p	0	0	0.0	0	0	0	0	0.0	0	0	0		
Totals				0-1	1/0	0	0	0.0	0	0	0	0.0	0	0	0	
* Was inactive for the first five games from Sept. 9 - Oct. 14																
2008 Tennessee Titans										RUSHING			RECEIVING			Tot
Date	Opp	W/L	P/S	Att	Yds	Avg	LG	TD	Rec	Yds	Avg	LG	TD	Yds		
Dec 28	@ Ind	L	p	1	3	3.0	3	0	0	0	0.0	0	0	3		
Totals				13-3	1/0	1	3	3.0	3	0	0	0	0.0	0	3	
Playoffs																
Jan 10	Bal	L	IA	0	0	0.0	0	0	0	0	0.0	0	0	0		
Totals				0-1	0/0	0	0	0.0	0	0	0	0.0	0	0	0	
* Was inactive for the first 15 games from Sept. 7 - Dec. 21																

CHRIS HENRY'S NFL STATISTICS

Year	Team	GP	GS	RUSHING					RECEIVING				
				Att	Yds	Avg	Lg	TD	No	Yds	Avg	Lg	TD
2007	Tennessee	7	0	31	119	3.8	24t	2	6	53	8.8	18	0
2008	Tennessee	1	0	1	3	3.0	3	0	0	0	0.0	0	0
NFL Totals		8	0	32	122	3.8	24t	2	6	53	8.8	18	0
PLAYOFFS													
Year	Team	GP	GS	RUSHING					RECEIVING				
2007	Tennessee	1	0	0	0	0.0	0	0	0	0	0.0	0	0
2008	Tennessee	0	0	0	0	0.0	0	0	0	0	0.0	0	0
Playoff Totals		1	0	0	0	0.0	0	0	0	0	0.0	0	0

Single-Game Highs

Rushing Attempts - 11 at Houston (10/21/07)
 Rushing Yards - 57 at Houston (10/21/07)
 Touchdowns - 1 (two times, last vs. Oakland 10/28/07)
 Long Rush - 24 (two times, last vs. Oakland 10/28/07)

Receptions - 2 (two times, last vs. Jacksonville 11/11/07)

Receiving Yards - 18 vs. Carolina (11/4/07)
 Long Reception - 18 vs. Carolina (11/4/07)

15



Craig HENTRICH



PUNTER

SUPER BOWLS PRO BOWLS

6'3" • 213 lbs. • Born: 5.18.71 • Exp. (NFL/Titans): 16/12 • UFA (GB) - 1998 • Notre Dame
2008 GP/GS: 16/0 (Playoffs 1/0) • Career GP/GS: 239/0 (Playoffs 22/0) • Alton, Ill.



1996



1998 2003

PRO: Craig Hentrich was signed to a contract extension early in the 2009 offseason, allowing the team's all-time leading punter to commence his 16th NFL season and 12th with the Titans as one of the most valuable field-position weapons in football. Hentrich's 852 punts in 175 games in an Oilers/Titans uniform rank first in club annals, and his gross average with the team of 42.8 yards ranks second behind Greg Montgomery (43.6). Only three players in team history – Bruce Matthews, Elvin Bethea and Brad Hopkins – have appeared in more games than Hentrich. Including his four seasons with the Green Bay Packers at the start of his career, he has played 239 games, tied for fifth in NFL history among punters. His 1,141 career punts are tied (Rohn Stark) for seventh place in NFL history and rank second among all active players (Jeff Feagles, 1,649). One of the league's top specialists in terms of ball placement, Hentrich's career 36.8-yard net average ranks 10th in the NFL in the 33 seasons the statistic has been tracked (since 1976). Likewise, his total of 34.7 percent of punts placed inside the 20 ranks second in the league since 1976. In the Divisional Playoff game against the Baltimore Ravens on Jan. 10, 2009, Hentrich became the second player in NFL history (Ray Guy, 111) to reach 100 postseason punts (101). Throughout his career he has been asked to do more than most punters – kicking off, holding on place kicks, kicking long-range field goals, passing and even rushing – and yet the two-time Pro Bowler is a perennial presence among the league's punting leaders. He has averaged more than 40 yards per punt in every season of his career and more than 42 yards per punt in every season but two. Over the course of his career, he has developed a unique "knuckleball" punt, which falls to the ground unpredictably due to its lack of rotation and has caused several fumbles by opposing punt return specialists. In 2003, he was named to his second Pro Bowl after he led the AFC in net punting average (37.8) and finished third in the conference

with a 43.9-yard gross average. In 1998, he earned All-Pro honors and his first Pro Bowl berth after setting a franchise record with a 47.2-yard gross average. Hentrich signed with Tennessee as an unrestricted free agent in 1998 after five seasons in Green Bay, where he set the Packers record for gross average in a single season (45.0) in 1997. A member of Green Bay's Super Bowl XXXI Championship team, he has played in two additional Super Bowls (XXXII and XXXIV). Prior to making Green Bay's 53-man roster, he spent 1993 on the practice squad after being released by the New York Jets. He was originally an eighth-round draft choice (200th overall) of the Jets in 1993.

TITANS TIDBITS:

- Hentrich's wife, Lisa, is becoming an accomplished singer/songwriter in Nashville's music community. She plays several music clubs in the area, including the famous Blue Bird Café and Puckett's Grocery. In addition to releasing her own country album as an artist in 2007, she has penned cuts by Chris Cagle and Richie McDonald (formerly of Lonestar) as well as songs on the upcoming albums of Clay Walker and legendary singer-songwriter Lee Greenwood.
- Lisa Hentrich has inspired Craig to get involved in music for the first time in his life. Now in his fifth year of taking piano lessons, he made his public "music debut" accompanying her on keyboard at TJ Martell Foundation's "Country in the Rockies" charity event in 2008. He says that performing in recitals and accompanying

FRANCHISE PUNTING LEADERS

Highest career gross punting average, franchise history:

Avg.	Player	Seasons
43.6	Greg Montgomery	1988-93
42.8	Craig Hentrich	1998-08
42.3	Jim Norton	1960-68

Most career punts, franchise history:

Punts	Player	Seasons
852	Craig Hentrich	1998-08
519	Jim Norton	1960-68
429	Cliff Parsley	1977-82

his wife on stage are experiences that make him "far more nervous than playing in the Super Bowl."

- Hentrich is one of the NFL's most avid and accomplished golfers. He teamed with Pat Hurst to win the 2006 Franklin American Mortgage Championship Pro-Am. He also won the "NFL Cadillac Classic" golf tournament in 2000 and finished third in 1999, fifth in 1996 and eighth in 1995. He plays in several charity golf events, including fundraisers for American Diabetes Association, Muscular Dystrophy Association, Brett Favre's annual golf tournament, Vince Gill's annual "Vinny" tournament, and his own golf tournament in his hometown of Alton, Ill., which has raised money for the Alton Boys & Girls Club for 15 consecutive years.
- In June 2007, Golf Digest ranked the best golfers among more than 200 current and former professional athletes. Hentrich was ranked fifth in the group, the best among current and former NFL players and the best among current professional athletes.
- He credits much of his success to his father, Tom, who began holding for him in field goal practice when he was five years old and did so for the next eight years until Hentrich began high school.
- His right leg bears tattoos of the names of his children: Abbey, Sam and Nate.
- Nearly every day Hentrich can be found working on crossword puzzles and sudoku puzzles. He credits his former teammate Bruce Matthews with getting him hooked on the crosswords 13 years ago.

CAREER HIGHLIGHTS:

2008 (16/0, 1/0 – Tennessee): Rounded out 15th NFL season and 11th with Titans. Punted 87 times for 3,725 yards, a 42.8-yard average with a net of 36.5. Placed 27 punts inside opponents' 20-yard line.

- At Cincinnati (9/14), booted 70-yard punt that went out of bounds at Cincinnati 2 and led to blocked punt in end zone four plays later.
- At Kansas City (10/19), he punted four times for a 43.0 average (37.5 net). With his first punt, he moved past John James (1,083 career punts) for 10th place on

the NFL's all-time career punting list.

- Against Indianapolis (10/27), recorded 75-yard punt to pin the Colts on their own six-yard line in second quarter. The punt was second-longest of Hentrich's 15-year career and second-longest punt in the NFL in 2008 (82 yards by Andy Lee, San Francisco). It ranked as fourth-longest punt in club history. Hentrich also punted for the 800th time as member of Titans.
- At Chicago (11/2), named AFC Special Teams Player of the Week after punting eight times and tying career high with five punts placed inside the 20.
- At Indianapolis (12/28), tied Chris Mohr for fifth place in NFL history among punters by playing in 239th career game. With six punts against the Colts, moved into tie with Rohn Stark for seventh place on league's all-time list with 1,141 career punts.
- In Divisional Playoff against Baltimore (1/10), played in 22nd career postseason game and became second player in NFL history to reach 100 punts in postseason Ray Guy (111). Punted four times for 213 yards (53.3 avg., 36.0 net), including career postseason long of 66 yards.
- **2007 (15/0, 1/0 – Tennessee):** Averaged 42.0 yards (36.5 net) on 70 punts with 24 punts inside the 20. Played in 15 games, missing one contest (9/24 at New Orleans) with back injury.
- At New Orleans (9/24), listed as inactive for first time in his career due to back injury, ending streak of 210 consecutive games. Streak with Titans ended at 146 games, the third-longest in team history (Matthews and Brazile).
- At Houston (10/21), became 17th punter in NFL history to reach 1,000 career punts.

2006 (16/0 – Tennessee): Played in all 16 games for 13th consecutive season and had second-most attempts of career, hitting 88 punts (fifth in NFL) for 42.7-yard average (23rd) and 37.3 net average (15th). Placed 32 punts inside the 20 for third-highest total of his career and had only 10 touchbacks.

ALL-TIME PUNTING LEADERS

Most career punts in NFL history (active players in italics):

Player	Games	Punts	Avg	TB	In20	Net
1. <i>Jeff Feagles</i>	336	1,649	41.6	125	531	35.9
2. Sean Landeta	284	1,401	43.3	166	381	35.3
3. Lee Johnson	259	1,226	42.4	142	318	35.2
4. Chris Gardocki	244	1,177	42.8	103	322	35.7
5. Dave Jennings	205	1,154	41.2	*97	*232	*34.4
6. Chris Mohr	239	1,152	40.4	87	281	35.4
7. <i>Craig Hentrich</i>	239	1,141	42.8	142	396	36.8
Rohn Stark	233	1,141	43.4	133	272	35.2
9. Bryan Barker	238	1,132	42.1	108	326	35.6
10. Mark Royals	224	1,116	42.1	103	286	34.5

* Statistic not tracked for entire career (since 1976)

- At Jacksonville (11/5), averaged 46.7 yards on seven punts with three punts inside 20. Punt of 73 yards in third quarter was his season high and second longest of career (78).
- At Houston (12/10), punted five times for 42.0-yard average with five punts inside the 20, which set regular season career high (tied playoff high from 1/11/98).

2005 (16/0 – Tennessee): Played in all 16 games for 12th consecutive season and punted 78 times for 3,371 yards and 21 punts inside the 20. Ranked eighth in AFC and 10th in NFL with 37.8-yard net average, and finished 10th in AFC and 15th in NFL with 43.2-yard gross average.

- Against Seattle (12/18), punted two times for 45.0-yard average and executed fake punt by completing 26-yard pass to Donnie Nicky for first down.

2004 (16/0 – Tennessee): Recorded third-best finish of career with 38.0-yard net punting average, which was second-best in AFC and ranked fourth in NFL. Finished seventh in AFC and 13th in NFL with 42.7-yard average on 73 punts and placed 20 punts inside 20-yard line. Also was team's kickoff specialist and holder for kicker Gary Anderson. Attempted three field goals during season, making one, career-long 50-yarder against Denver (12/25). Attempted four passes, completing two for 10 yards and one first down. Also rushed eight yards for first down against Cincinnati (10/31).

- In season opener at Miami (9/11), served only as placekicking holder due to back soreness, marking first game in career he did not record punt.
- Completed two passes during season – a four-yard pass to Troy Fleming against Indianapolis (9/19) and six-yard pass to Eddie Berlin for first down at Minnesota (10/24).
- At Indianapolis (12/5), executed three surprise onside kicks in first quarter, two of which were recovered by Tennessee (Scott McGarrahan and Troy Fleming).
- Against Denver (12/25), connected on career-long 50-yard field goal as time expired in first half.

2003 (16/0, 2/0 – Tennessee): Earned his second Pro Bowl selection following a season in which he led the AFC with a 37.8 net punting average (second in NFL) and finished third in the conference with a 43.9 gross average (fifth in NFL). Also named All-AFC by Pro Football Weekly. Paced 26 of his 71 punts inside the opponent's 20-yard line (36.6%). Made four of five field goal attempts, filling in for the injured Joe Nedney in the season opener against Oakland (9/7), and also handled long attempts for remainder of season. Additionally, handled all kickoff responsibilities, served as kicker Gary Anderson's holder and tallied five special teams tackles. In two postseason games, averaged 40.4

yards (39.3 net) on 10 punts with six punts inside the opponent's 20.

- In 2003 season opener against Oakland (9/7), served as both punter and placekicker in a 25-20 win after Joe Nedney left game with a sprained right knee in second quarter. Connected on all three field goal attempts (49, 34 and 33 yards) and only extra point attempt in addition to averaging 41.8 yards on five punts. As time expired in first half, hit 49-yard field goal, his first attempt since 2000. Made 33-yard attempt with less than one minute remaining in game to provide final five-point margin. Along with Nedney, who hit 50-yarder prior to being injured, became first NFL teammates since 1984 (Cleveland's Matt Bahr and Steve Cox, 10/21/84) to each make field goals of 45 yards or longer in same game. Named AFC Special Teams Player of the Week for his performance.
- Attempted five passes during season (two completions), including successful fake punts for 10 yards to Scott McGarrahan at Indianapolis (9/14) and for 15 yards to Justin McCareins against New Orleans (9/21).
- Named AFC Special Teams Player of the Week for second time of season after performance at Houston (12/21) in which he averaged 45.9 yards (40.7 net) in a 27-24 win.
- In Wild Card Playoff win at Baltimore (1/3/04), averaged 44.7 yards on six punts with four punts inside the 20. Set career playoff high with 44.3-yard net average and hit 63-yard punt to tie career playoff long and set franchise playoff record in third quarter. Also pinned Ravens on their two-yard line with 48-yard punt in fourth quarter.

2002 (16/0, 2/0 – Tennessee): Played in all 16 regular season games and punted 65 times for a 41.9-yard gross average and a 33.9-yard net average, ranking fifth and 10th in the AFC, respectively. He placed 28 punts inside the 20 (fourth in AFC) with just five touchbacks.

- Converted two fake punts for first downs during the season, the first a 17-yard pass to Greg Comella at Dallas (9/15) and the second a five-yard rush on fourth-and-one play against Jacksonville (10/13).
- At Baltimore (11/24), had a punt blocked (Ed Reed) for the first time since 1995.
- After Joe Nedney hyperextended his knee in the AFC Championship at Oakland (1/19), assumed placekicking duties and converted his only extra point attempt without a field goal attempt.

2001 (16/0 – Tennessee): Saw action in all 16 games and was named an alternate to the Pro Bowl. Booted 85 punts for 3,567 yards, both of which ranked second in his career (90 punts for 3,824 yards in '99). His 37.0 net average ranked fourth in AFC, and he tied for second in the AFC

(Turk, Miami) with 28 punts inside opponent's 20-yard line.

- Tied his career high with 10 punts for an average of 40.2 yards at Baltimore (10/7).
- Set career highs (minimum four attempts) with a 57.5 gross average and a 48.5 net average against Jacksonville (11/4) on four punts.
- Against his former team, Green Bay (12/16), connected on a 70-yard punt, which was downed on Green Bay's one-yard line and led to a safety the next play.

2000 (16/0, 1/0 – Tennessee): Handled punting, kickoff and extra-point holder duties in 16 regular season games and one playoff game. Recorded 76 punts for a 40.8-yard gross average, and his punts were returned for 160 yards, the second-lowest total in AFC and sixth-lowest total in NFL. Ranked third in the AFC and tied for third in the NFL with 33 punts downed inside the 20-yard line, which trailed only Baltimore's Kyle Richardson (35) and Pittsburgh's Josh Miller (34).

1999 (16/0, 4/0 – Tennessee): Played in all 16 games and all four playoff games and punted a career-high 90 times for a 42.5-yard gross average. Net average of 38.1 yards ranked third in the AFC, and his 35 punts downed inside the 20 (with only three touchbacks) ranked second in the NFL, trailing only Baltimore's Kyle Richardson. Earned the Golden Toe Award from Pro Football Weekly, given annually to the league's top kicker or punter.

- Developed his "knuckleball" punt in 1999, which led to a Darrien Gordon fumble to seal a win over Oakland (12/9).
- Boomed a career-long 78-yard punt and downed three inside the 20 at Pittsburgh (1/2).

1998 (16/0 – Tennessee): Played in 16 games, earning his first Pro Bowl berth as well as All-Pro honors from the Associated Press. He led the NFL in both gross (47.2) and net average (39.2). His gross average was sixth and net average ranked fifth in NFL history. He booted 29 of 85 kickoffs (34.1 percent) for touchbacks, exceeding the club's 1997 touchback total by 25.

- Named AFC Special Teams Player of the Month for November 1998 after averaging 50.3 yards per kick (43.8 net). Had streak of eight consecutive punts better than 50 yards from 11/8 to 11/22.
- Earned AFC Special Teams Player of the Week honors after pinning three punts inside the 20 (one at Bucs' one-yard line) with a 71-yard punt at Tampa Bay (11/8).

1997 (16/0, 3/0 – Green Bay): Set the Packers' single-season record for gross punting average (45.04), surpassing Jerry Norton's 44.69-yard average from 1963. He ranked third in the NFC and tied for sixth in the NFL in gross average, while his 36.0-yard net average was the fifth-best in the NFC. He tied for third in the NFC in punts

inside the 20 with 26.

- Named NFL Special Teams Player of the Week and set a career high by dropping all five punts inside the 20 in the NFC Championship Game at San Francisco (1/11).

1996 (16/0, 3/0 – Green Bay): Tied the Packers record for single-season net punting average (36.3, Brian Wagner, 1993) and turned in the second-best gross punting average (42.4) by a Packer in two decades. He punted a team-record 28 times inside the 20 (stat began in 1976).

- Registered the second-longest punt in Packers playoff history (63 yards) vs. San Francisco (1/4) in the divisional playoffs.
- Averaged 42.7 yards on seven punts, including 58 and 54-yarders, in Super Bowl XXXI win over New England (1/26).

1995 (16/0, 3/0 – Green Bay): Averaged 42.2 yards per punt to rank seventh in the NFC. He dropped 26 punts inside the 20, which was good for third in the NFC.

- Filled in as the field goal kicker for two games while Chris Jacke was sidelined with a hamstring injury. He made the first field goals of his NFL career at Chicago (9/11), connecting from 32 and 38 yards.

1994 (16/0, 2/0 – Green Bay): Beat out incumbent Brian Wagner in training camp for the punting job. He ranked fifth in the NFC with 24 punts inside the 20 and finished tied for seventh in the NFC with a 41.4 gross punting average.

- Named NFC Special Teams Player of the Week for his performance against the N.Y. Jets (11/13), which included a 70-yard punt.
- Had the second-best gross average (44 yards) in Packer postseason history at Dallas (1/8), a game in which he handled kickoff duties for the first time as a pro.

1993 (0/0 – Green Bay): Spent the majority of the season on Green Bay's practice squad following his training camp release from the Jets (8/24). He was signed off the Packers' practice squad on Jan. 14 for the NFC divisional playoff game at Dallas and was placed on the inactive list. He initially joined the Packers practice squad on Sept. 7, 1993.

COLLEGE:

- Lettered four years at Notre Dame (1989-92), serving as both the placekicker and punter.
- Finished his career with a school-record 44.1-yard punting average and had 39 career field goals (on 56 attempts) to rank second behind John Carney's 51.
- Left school ranked second on the school's all-time scoring list with 294 points, the most ever by an Irish kicker, and made a record 98.3 percent (177/180) of his PAT attempts.
- Earned honorable mention All-America selection by Football News as a punter each of his last three seasons.

- Majored in management information systems.

PERSONAL:

- Married to Lisa, couple resides in Franklin, Tenn. Has a daughter, Abbey (9), and sons, Sam (3) and Nate (1).
- Lettered four times in football and baseball, as well as once in basketball, at Marquette High School in Alton, Ill. In football, he served as a kicker, punter, safety and quarterback and was an All-America selection by Parade, SuperPrep and USA Today. He punted 98 times for a 42.7-yard average for the Explorers and set the Illinois state record with 26 career field goals (on 44 attempts).
- Participated in tornado clean-up in East Nashville in the spring of 1998.
- Was a featured player in "Take a Titan to School" in 2002.

- Participated in Titans Caravan, Titans Hometown Huddle and Titans Charity Golf Classic.
- Enjoys playing golf, fishing, and cooking.
- Regularly participates in charity golf tournaments, including his own annual event in Alton, Illinois which has benefited the Boys and Girls Club for 15 consecutive years.
- List of favorites: (movie) "Elf"; (TV shows) "House," "American Idol," "Ghost Whisperer" and "Medium"; (book) "Angels and Demons" by Dan Brown; (school subject) math; (food) sushi; (sports media personality) Scott Hamilton; and (music artists) Lisa Henrich, Diamond Rio, Lonestar, Amy Grant, Restless Heart, Steve Azar and Marcus Hummon.
- Born Craig Anthony Henrich on May 18, 1971 in Alton, Ill.

HENTRICH GAME-BY-GAME

1993 Green Bay Packers												
Date	Opp	W/L	Punts	Yds	Avg	Net	TB	In 20	LG	BLK		
Practice Squad												
Totals 9-7												
1994 Green Bay Packers												
Date	Opp	W/L	No	Yds	Avg	Net	TB	In 20	Lg	BLK		
Sept 4	Min	W	8	317	39.6	35.0	0	1	45	0		
Sept 11	Ma	L	2	78	39.0	39.0	0	1	43	0		
Sept 18	@ Phi	L	6	227	37.8	32.7	1	3	45	0		
Sept 25	TB	W	2	79	39.5	39.5	0	1	48	0		
Oct 2	@ NE	L	9	360	40.0	33.0	0	1	50	0		
Oct 9	Rams	W	6	232	38.7	31.3	1	1	46	0		
Oct 20	@ Min	L	10	460	46.0	38.1	2	3	55	0		
Oct 31	@ Chi	W	7	187	26.7	26.7	0	2	33	0		
Nov 6	Det	W	4	201	50.3	39.3	1	2	56	0		
Nov 13	NJY	W	6	329	54.8	47.3	1	1	70	0		
Nov 20	@ Buf	L	5	214	42.8	33.2	2	1	52	0		
Nov 24	@ Dal	L	6	274	45.7	41.5	0	3	54	0		
Dec 4	@ Det	L	2	82	41.0	29.5	1	1	48	0		
Dec 11	Chi	W	2	79	39.5	39.5	0	2	44	0		
Dec 18	All	W	4	178	44.5	36.3	1	0	57	0		
Dec 24	@ TB	W	2	54	27.0	27.0	0	1	30	0		
Totals 9-7 81 3,351 41.4 35.5 10 24 70 0												
Playoffs												
Dec 31	@ Det	W	5	194	39.0	31.6	1	2	48	0		
Jan 8	@ Dal	L	4	176	44.0	39.0	1	1	62	0		
Totals 1-1 9 371 41.2 34.9 2 3 62 0												
1995 Green Bay Packers												
Date	Opp	W/L	No	Yds	Avg	Net	TB	In 20	Lg	BLK		
Sept 3	SIL	L	7	342	48.9	33.8	2	2	60	1		
Sept 11	@ Chi	W	1	11	11.0	5.5	0	0	11	1		
Sept 17	NYG	W	9	390	13.3	39.9	1	4	61	0		
Sept 24	@ Jax	W	4	196	49.0	28.5	0	1	55	0		
Oct 8	@ Dal	L	5	212	42.4	36.8	0	3	55	0		
Oct 15	Det	W	4	173	43.3	39.8	0	2	57	0		
Oct 22	Min	W	6	267	44.5	36.7	0	2	53	0		
Oct 29	@ Det	L	1	55	55.0	55.0	0	1	55	0		
Nov 5	@ Min	L	3	133	44.3	40.7	0	1	50	0		
Nov 12	Chi	W	5	163	32.6	27.2	1	2	41	0		
Nov 19	@ Cle	W	2	92	46.0	40.5	0	0	47	0		
Nov 26	TB	W	4	146	36.5	36.5	0	2	45	0		
Dec 3	Cin	W	4	137	34.3	24.3	2	1	40	0		
Dec 10	@ TB	L	5	209	41.8	36.4	0	2	47	0		
Dec 16	@ NO	W	2	90	45.0	40.5	0	1	54	0		
Dec 24	@ Pit	W	3	124	41.3	34.7	1	2	46	0		
Totals 11-5 65 2,740 42.2 34.6 7 26 61 2												
Playoffs												
Dec 31	All	W	4	170	42.5	41.0	0	0	51	0		
Jan 6	@ SF	W	5	196	39.2	38.4	2	1	41	0		
Jan 14	@ Dal	L	3	144	48.0	46.0	0	1	57	0		
Totals 2-1 12 510 42.5 37.0 2 2 57 0												
1996 Green Bay Packers												
Date	Opp	W/L	No	Yds	Avg	Net	TB	In 20	Lg	BLK		
Sept 1	@ TB	W	2	89	44.5	24.5	2	0	47	0		
Sept 9	Phi	W	3	164	54.7	43.3	1	1	61	0		
Sept 15	SD	W	3	114	38.0	38.0	0	2	50	0		
Sept 22	@ Min	L	8	380	47.5	41.0	1	3	63	0		
Sept 29	@ Sea	W	7	304	43.4	36.4	1	3	52	0		
Oct 6	@ Chi	W	2	73	36.5	36.5	0	1	39	0		
Oct 14	SF	W	6	239	39.8	31.2	2	3	50	0		
Oct 27	TB	W	2	85	42.5	29.5	0	1	49	0		
Nov 3	Det	W	5	157	31.4	27.4	1	2	46	0		
Nov 10	@ KC	L	6	251	41.8	33.7	1	1	54	0		
Nov 18	Dal	L	7	314	44.9	37.7	0	1	55	0		
Nov 24	@ SIL	W	6	266	44.3	41.7	0	2	54	0		
Dec 1	Chi	W	4	161	40.3	38.3	0	2	53	0		
Dec 8	Den	W	2	78	39.0	36.0	0	2	45	0		
Dec 15	@ Det	W	2	88	44.0	36.5	0	1	51	0		
Dec 22	@ Min	W	3	123	41.0	41.0	0	3	65	0		
Totals 13-3 68 2,886 42.4 36.3 9 28 65 0												
Playoffs												
Jan 4	SF	W	6	259	43.2	34.0	1	3	63	0		
Jan 12	Car	W	2	72	36.0	24.0	1	0	40	0		
Jan 26	NE	W	7	299	42.7	38.4	0	1	58	0		
Totals 3-0 15 630 42.0 35.5 2 4 63 0												
1997 Green Bay Packers												
Date	Opp	W/L	No	Yds	Avg	Net	TB	In 20	Lg	BLK		
Sept 1	Chi	W	4	160	40.0	34.0	1	2	54	0		
Sept 7	@ Phi	L	6	295	49.2	35.8	4	1	59	0		
Sept 14	Mia	W	3	148	49.3	33.3	1	0	54	0		
Sept 21	Min	W	4	181	45.3	42.3	0	3	54	0		
Sept 28	@ Det	L	3	149	49.7	36.3	1	0	63	0		
Oct 5	TB	W	7	321	45.9	40.1	2	2	65	0		
Oct 12	@ Chi	W	4	167	41.8	30.0	2	2	52	0		
Oct 27	@ NE	W	4	178	44.5	33.5	1	0	51	0		
Nov 2	Det	W	8	339	42.4	37.9	1	3	52	0		
Nov 9	SIL	W	6	286	44.3	35.0	2	1	59	0		
Nov 16	@ Ind	L	1	65	65.0	60.0	0	1	65	0		
Nov 23	Dal	W	3	122	40.7	34.0	1	2	57	0		
Dec 1	@ Min	W	7	336	48.0	35.4	1	2	55	0		
Dec 7	@ TB	W	4	158	39.5	26.3	2	0	47	0		
Dec 14	@ Car	W	5	217	43.4	38.4	1	3	55	0		
Dec 20	@ Buf	W	6	276	46.0	36.5	1	4	54	0		
Totals 13-3 75 3,378 45.0 36.0 21 26 65 0												
Playoffs												
Jan 4	TB	W	5	213	42.6	38.4	0	3	49	0		
Jan 11	@ SF	W	5	183	36.6	35.2	0	5	52	0		
Jan 25	Den	L	4	142	35.5	35.5	0	2	51	0		
Totals 2-1 14 538 38.4 36.8 0 10 52 0												

Front Office

Coaching Staff

HENTRICH

Rookies

2008 Season

Records

History

Playoff History

Sidelines

VETERANS

HENTRICH GAME-BY-GAME

1998 Tennessee Oilers											
Date	Opp	WL	No	Yds	Avg	Net	TB	In 20	Lg	Blk	
Sept 6	@ Cin	W	4	171	42.8	42.8	0	3	57	0	
Sept 13	SD	L	6	258	43.0	32.8	2	1	58	0	
Sept 20	@ NE	L	4	176	44.0	38.8	1	1	45	0	
Sept 27	Jax	L	3	151	50.3	41.3	1	0	67	0	
Oct 11	@ Bal	W	6	299	49.8	40.2	0	2	63	0	
Oct 18	Cin	W	2	97	48.5	37.0	1	1	58	0	
Oct 25	Chi	L	2	115	57.5	42.5	1	0	68	0	
Nov 1	@ Pit	W	2	101	50.5	42.5	1	0	52	0	
Nov 8	@ TB	W	3	152	50.7	50.7	0	3	71	0	
Nov 15	Pit	W	4	221	55.3	45.3	0	1	61	0	
Nov 22	NVJ	L	7	338	48.3	41.4	1	0	64	0	
Nov 29	@ Sea	L	4	193	48.3	39.3	0	1	57	0	
Dec 6	Bal	W	7	323	46.1	37.6	1	2	69	0	
Dec 13	@ Jax	W	4	193	48.3	36.8	0	1	55	0	
Dec 20	@ GB	L	8	346	43.3	35.6	1	2	56	0	
Dec 26	Mn	L	3	124	41.3	37.1	1	0	49	0	
Totals			8-8	69	3,258	47.2	39.2	11	18	71	0

1999 Tennessee Titans											
Date	Opp	WL	No	Yds	Avg	Net	TB	In 20	Lg	Blk	
Sept 12	Cin	W	2	93	46.5	36.5	1	0	47	0	
Sept 19	Cle	W	4	159	39.8	39.0	0	3	52	0	
Sept 26	@ Jax	W	6	222	37.0	34.7	0	3	48	0	
Oct 3	@ SF	L	5	203	40.6	29.2	1	2	53	0	
Oct 10	Bal	W	9	397	44.1	41.9	0	3	59	0	
Oct 17	@ NO	W	5	241	48.2	40.2	0	3	68	0	
Oct 31	SIL	W	9	410	45.6	38.0	0	2	65	0	
Nov 7	@ Mia	L	6	231	38.5	35.7	0	2	46	0	
Nov 14	@ Cin	W	7	300	42.9	42.3	0	3	51	0	
Nov 21	Pit	W	6	244	40.7	36.7	1	3	54	0	
Nov 28	@ Cle	W	4	191	47.8	45.5	0	2	59	0	
Dec 5	Bal	L	6	275	45.8	36.7	0	1	52	0	
Dec 9	Oak	W	4	122	30.5	30.5	0	2	41	0	
Dec 19	All	W	7	311	44.4	39.3	0	2	59	0	
Dec 26	Jax	W	4	160	40.0	38.3	0	1	43	0	
Jan 2	@ Pit	W	6	265	44.2	40.5	0	3	78	0	
Totals			13-3	90	3,824	42.5	38.1	3	35	78	0
Playoffs											
Jan 8	@ Buf	W	7	287	41.0	39.6	0	4	46	0	
Jan 16	@ Ind	W	5	260	52.0	43.2	1	2	57	0	
Jan 23	@ Jax	W	5	199	39.8	39.4	0	1	42	0	
Jan 30	SIL	L	3	129	43.0	40.3	0	1	49	0	
Totals			3-1	20	875	43.8	40.4	1	8	57	0

2000 Tennessee Titans											
Date	Opp	WL	No	Yds	Avg	Net	TB	In 20	Lg	Blk	
Sept 3	@ Buf	L	9	346	38.4	37.3	0	2	46	0	
Sept 10	KC	W	4	159	39.8	34.8	1	2	46	0	
Sept 24	@ Pit	W	4	169	42.3	42.3	0	2	49	0	
Oct 1	NYG	W	4	165	41.3	36.8	0	1	46	0	
Oct 8	@ Cin	W	5	195	39.0	33.8	1	3	45	0	
Oct 16	Jax	W	3	148	49.3	41.0	0	2	53	0	
Oct 22	@ Bal	W	7	321	45.9	38.6	2	3	62	0	
Oct 30	@ Was	W	5	177	35.4	27.4	2	1	38	0	
Nov 5	Pit	W	5	205	41.0	36.8	1	3	51	0	
Nov 12	Bal	L	5	245	49.0	42.2	0	1	67	0	
Nov 19	Cle	W	1	52	52.0	32.0	1	0	52	0	
Nov 26	@ Jax	W	5	191	38.2	35.6	0	3	55	0	
Dec 3	Phi	W	5	185	37.0	35.8	0	4	47	0	
Dec 10	Cin	W	5	209	41.8	34.8	1	2	53	0	
Dec 17	@ Cle	W	4	148	37.0	35.8	0	1	42	0	
Dec 25	Dal	W	5	186	37.2	34.0	0	3	47	0	
Totals			13-3	76	3,101	40.8	36.3	9	33	67	0
Playoffs											
Jan 7	Bal	L	5	189	37.8	37.0	0	1	46	0	
Totals			0-1	5	189	37.8	37.0	0	1	46	0

2001 Tennessee Titans										
Date	Opp	WL	No	Yds	Avg	Net	TB	In 20	Lg	Blk
Sept 9	Mia	L	8	316	39.5	35.6	1	2	49	0
Sept 23	@ Jax	L	6	282	47.0	41.3	0	2	58	0
Oct 7	@ Bal	L	10	402	40.2	35.4	1	2	55	0
Oct 14	TB	W	3	155	51.7	50.3	0	2	56	0
Oct 21	@ Det	W	6	252	42.0	33.5	2	1	52	0
Oct 29	@ Pit	L	4	186	46.5	38.8	0	2	52	0
Nov 4	Jax	W	4	230	57.5	48.5	0	2	63	0
Nov 12	Bal	L	7	287	41.0	37.4	1	2	58	0
Nov 18	@ Cin	W	6	270	45.0	36.7	2	3	60	0
Nov 25	Pit	L	4	150	37.5	35.8	0	2	48	0

Dec 2	@ Cle	W	6	222	37.0	35.0	0	2	53	0	
Dec 9	@ Min	L	3	93	31.0	31.0	0	1	38	0	
Dec 16	GB	W	4	197	49.3	42.0	0	1	70	0	
Dec 22	@ Oak	W	5	208	41.6	36.8	0	2	50	0	
Dec 30	Cle	L	3	131	43.7	36.3	0	1	59	0	
Jan 6	Cin	L	6	186	31.0	27.7	1	1	39	0	
Totals			7-9	85	3,567	42.0	37.0	8	28	70	0

2002 Tennessee Titans											
Date	Opp	WL	No	Yds	Avg	Net	TB	In 20	Lg	Blk	
Sept 8	Phi	W	2	100	50.0	41.5	0	0	56	0	
Sept 15	@ Dal	L	6	288	48.0	45.0	1	3	56	0	
Sept 22	Cle	L	8	327	40.9	27.8	0	4	54	0	
Sept 29	@ Oak	L	3	138	46.0	43.0	0	1	53	0	
Oct 6	Was	L	5	223	44.6	43.8	0	1	53	0	
Oct 13	Jax	W	1	30	30.0	30.0	0	1	30	0	
Oct 27	@ Cin	W	3	149	49.7	49.7	0	3	55	0	
Nov 3	@ Ind	W	4	161	40.3	40.3	0	2	42	0	
Nov 10	Hou	W	5	207	41.4	38.4	0	1	53	0	
Nov 17	Pit	W	3	79	26.3	22.0	0	2	28	0	
Nov 24	@ Bal	L	3	131	43.7	27.8	1	1	54	1	
Dec 1	@ NVG	W	3	97	32.3	32.3	0	1	43	0	
Dec 8	Ind	W	2	99	49.5	34.2	1	0	50	0	
Dec 16	NE	W	4	169	42.3	34.2	1	2	47	0	
Dec 22	@ Jax	W	6	238	39.7	32.0	1	2	56	0	
Dec 29	@ Hou	W	7	289	41.3	36.7	0	4	55	0	
Totals			11-5	65	2,725	41.9	33.9	5	28	56	1
Playoffs											
Jan 11	@ Pit	W	4	115	28.8	25.3	0	1	40	0	
Jan 19	@ Oak	L	3	96	32.0	25.3	1	1	41	0	
Totals			1-1	7	211	30.1	25.3	1	2	40	0

2003 Tennessee Titans											
Date	Opp	WL	No	Yds	Avg	Net	TB	In 20	Lg	Blk	
Sept 7	Oak	W	5	209	41.8	37.8	1	1	49	0	
Sept 14	@ Ind	L	6	241	40.2	33.3	0	3	51	0	
Sept 21	NO	W	1	41	41.0	41.0	0	0	41	0	
Sept 28	@ Pit	W	7	302	43.1	40.7	0	2	56	0	
Oct 5	@ NE	L	3	134	44.7	37.0	0	0	56	0	
Oct 12	Hou	W	4	162	40.5	34.5	1	2	53	0	
Oct 19	@ Car	W	7	303	43.3	38.4	1	3	55	0	
Oct 26	@ Jax	W	3	149	49.7	39.3	0	0	58	0	
Nov 9	Mia	W	6	241	40.2	35.8	1	3	49	0	
Nov 16	Jax	W	4	174	43.5	43.5	0	2	53	0	
Nov 23	@ Atl	W	5	258	51.6	36.0	1	2	57	0	
Dec 1	@ NYJ	L	2	90	45.0	37.0	0	1	52	0	
Dec 7	Ind	L	2	91	45.5	45.5	0	2	48	0	
Dec 14	Bal	W	6	249	41.5	29.8	1	2	48	0	
Dec 21	@ Hou	W	7	321	45.9	40.7	1	1	56	0	
Dec 28	TB	W	3	152	50.7	44.0	1	2	53	0	
Totals			12-4	71	3,117	43.9	37.8	8	26	58	0
Playoffs											
Jan 3	@ Bal	W	6	268	44.7	44.3	0	4	63	0	
Jan 10	@ NE	L	4	136	34.0	31.8	0	2	56	0	
Totals			1-1	10	404	40.4	39.0	0	6	63	0

2004 Tennessee Titans										
Date	Opp	WL	No	Yds	Avg	Net	TB	In 20	Lg	Blk

HENTRICH GAME-BY-GAME

2005 Tennessee Titans											
Date	Opp	W/L	No	Yds	Avg	Net	TB	In 20	Lg	Blk	
Sept 11	@ Pit	L	2	92	46.0	36.0	1	1	53	0	
Sept 18	Bal	W	8	359	44.9	36.8	3	4	56	0	
Sept 25	@ Stl	L	5	216	43.2	43.0	0	3	51	0	
Oct 2	@ Ind	L	3	113	37.7	37.7	0	0	44	0	
Oct 9	@ Hou	W	4	186	46.5	41.5	0	0	54	0	
Oct 16	Cin	L	3	125	41.7	39.3	0	2	52	0	
Oct 23	@ Ari	L	7	296	42.3	38.0	1	3	50	0	
Oct 30	Oak	L	3	125	41.7	35.0	1	0	54	0	
Nov 6	@ Cle	L	7	244	34.9	30.4	1	0	49	0	
Nov 20	Jax	L	8	373	46.6	38.8	2	2	57	0	
Nov 27	S.F.	W	5	229	45.8	35.8	2	0	56	0	
Dec 4	@ Ind	L	2	86	43.0	33.0	1	0	51	0	
Dec 11	Hou	W	5	215	43.0	39.4	1	1	59	0	
Dec 18	Sea	L	2	90	45.0	42.5	0	0	50	0	
Dec 24	@ Mia	L	9	382	42.4	39.3	0	4	55	0	
Jan 1	@ Jax	L	5	240	48.0	37.8	1	1	56	0	
Totals			4-12	78	3,371	43.2	37.8	14	21	59	0

2006 Tennessee Titans											
Date	Opp	W/L	No	Yds	Avg	Net	TB	In 20	Lg	Blk	
Sept 10	NVJ	L	6	239	39.8	34.7	1	3	51	0	
Sept 17	@ SD	L	7	287	41.0	36.1	0	1	52	0	
Sept 24	@ Mia	L	6	275	45.8	45.5	0	3	62	0	
Oct 1	Dal	L	4	137	34.3	29.0	0	1	53	0	
Oct 8	@ Ind	L	6	255	42.5	33.5	2	2	47	0	
Oct 15	@ Was	W	7	295	42.1	39.6	0	3	53	0	
Oct 29	Hou	W	8	393	49.1	37.4	4	2	61	0	
Nov 5	@ Jax	L	7	327	46.7	40.6	0	3	73	0	
Nov 12	Bal	L	5	256	51.2	45.0	1	1	58	0	
Nov 19	@ Phi	W	7	290	41.4	36.1	0	2	54	0	
Nov 26	NVG	W	4	182	45.5	39.8	1	1	53	0	
Dec 3	Ind	W	3	112	37.3	37.3	0	3	47	0	
Dec 10	@ Hou	W	5	210	42.0	42.4	0	5	52	0	
Dec 17	Jax	W	5	219	43.8	38.4	1	1	56	0	
Dec 24	@ Buf	W	4	118	29.5	29.5	0	0	40	0	
Dec 31	NE	L	4	165	41.3	25.0	0	1	51	0	
Totals			8-8	88	3,760	42.7	37.3	10	32	73	0

2007 Tennessee Titans											
Date	Opp	W/L	No	Yds	Avg	Net	TB	In 20	Lg	Blk	
Sept 9	@ Jax	W	3	90	30.0	29.0	0	1	36	0	
Sept 16	Ind	L	3	118	39.3	37.7	0	3	51	0	
Sept 24	@ NO	W			INACTIVE						
Oct 7	@ Atl	W	3	132	44.0	44.0	0	1	49	0	
Oct 14	@ TB	L	5	203	40.6	34.2	1	2	49	0	
Oct 21	@ Hou	W	4	151	37.8	36.5	0	2	47	0	
Oct 28	Oak	W	8	377	47.1	40.5	1	1	62	0	
Nov 4	Car	W	5	204	40.8	40.8	0	2	66	0	
Nov 11	@ Jax	L	5	220	44.0	31.0	1	0	52	0	
Nov 19	@ Den	L	4	173	43.3	18.3	1	0	52	0	
Nov 25	@ Cin	L	3	98	32.7	32.0	0	0	39	0	
Dec 2	@ Hou	W	7	271	38.7	36.4	1	3	50	0	
Dec 9	SD	L	8	353	44.1	38.6	0	2	57	0	
Dec 16	@ KC	W	4	180	45.0	43.5	0	2	51	0	
Dec 23	NVJ	W	5	221	44.2	37.2	1	3	53	0	
Dec 30	@ Ind	W	3	148	49.3	43.3	0	2	60	0	
Totals			10-6	70	2939	42.0	36.5	6	24	66	0

2008 Tennessee Titans											
Date	Opp	W/L	No	Yds	Avg	Net	TB	In 20	Lg	Blk	
Jan 6	@ SD	L	5	198	39.6	37.2	0	0	43	0	
Totals			0-1	5	198	39.6	37.2	0	0	43	0

2008 Tennessee Titans											
Date	Opp	W/L	No	Yds	Avg	Net	TB	In 20	Lg	Blk	
Sept 7	Jax	W	7	300	42.9	30.7	2	0	56	0	
Sept 14	@ Cin	W	6	288	48.0	37.7	1	2	70	0	
Sept 21	Hou	W	6	268	44.7	37.2	0	3	52	0	
Sept 28	Min	W	6	261	43.5	40.3	0	3	50	0	
Oct 5	@ Bal	W	4	156	39.0	32.3	1	1	47	0	
Oct 19	@ KC	W	4	172	43.0	37.5	1	1	50	0	
Oct 27	Ind	W	2	108	54.0	51.5	0	1	75	0	
Nov 2	GB	W	6	259	43.2	38.7	0	2	60	0	
Nov 9	@ Chi	W	8	302	37.8	36.1	0	5	55	0	
Nov 16	@ Jax	W	8	344	43.0	36.6	1	2	55	0	
Nov 23	NVJ	L	5	211	42.2	32.6	2	0	52	0	
Nov 27	@ Det	W	3	143	47.7	48.0	0	0	59	0	
Dec 7	Cle	W	4	139	34.8	29.8	0	1	44	0	
Dec 14	@ Hou	L	5	210	42.0	39.0	0	1	50	0	
Dec 21	Pit	W	7	278	39.7	33.7	2	2	54	0	
Dec 28	@ Ind	L	6	286	47.7	36.0	3	1	57	0	
Totals			13-3	87	3,725	42.8	36.5	13	27	75	0

2008 Tennessee Titans											
Date	Opp	W/L	No	Yds	Avg	Net	TB	In 20	Lg	Blk	
Jan 10	Bal	L	4	213	53.3	36.0	2	0	66	0	
Totals			0-1	4	213	53.3	36.0	2	0	66	0



Front Office

Coaching Staff

HENTRICH

Rookies

2008 Season

Records

History

Playoff History

Sidelines

CRAIG HENTRICH'S NFL STATISTICS

PUNTING												
Year	Team	G	No	Yds	Avg	Ret	Yds	Net	TB	In 20	Lg	Blk
1993	Green Bay											
Practice Squad												
1994	Green Bay	16	81	3,351	41.4	36	272	35.5	10	24	70	0
1995	Green Bay	16	65	2,740	42.2	36	279	34.6	7	26	61	2
1996	Green Bay	16	68	2,886	42.4	29	237	36.3	9	28	65	0
1997	Green Bay	16	75	3,378	45.0	32	255	36.0	21	26	65	0
1998	Tennessee	16	69	3,258	47.2	34	332	39.2	11	18	71	0
1999	Tennessee	16	90	3,824	42.5	45	335	38.1	3	35	78	0
2000	Tennessee	16	76	3,101	40.8	28	160	36.3	9	33	67	0
2001	Tennessee	16	85	3,567	42.0	36	264	37.0	8	28	70	0
2002	Tennessee	16	65	2,725	41.9	28	390	33.9	5	28	56	1
2003	Tennessee	16	71	3,117	43.9	30	276	37.8	8	26	58	0
2004	Tennessee	16	73	3,117	42.7	29	184	38.0	8	20	64	0
2005	Tennessee	16	78	3,371	43.2	32	144	37.8	14	21	59	0
2006	Tennessee	16	88	3,760	42.7	33	278	37.3	10	32	73	0
2007	Tennessee	15	70	2,939	42.0	30	264	36.5	6	24	66	0
2008	Tennessee	16	87	3,725	42.8	32	290	36.5	13	27	75	0
NFL Totals		239	1,141	48,859	42.8	490	3,960	36.8	142	396	78	3

PLAYOFFS PUNTING												
Year	Team	G	No	Yds	Avg	Ret	Yds	Net	TB	In 20	Lg	Blk
1994	Green Bay	2	9	371	41.2	1	17	34.9	2	3	62	0
1995	Green Bay	3	12	510	42.5	6	26	37.0	2	2	57	0
1996	Green Bay	3	15	630	42.0	8	57	35.5	2	4	63	0
1997	Green Bay	3	14	538	38.4	4	23	36.8	0	10	52	0
1999	Tennessee	4	20	875	43.8	10	44	40.4	1	8	57	0
2000	Tennessee	1	5	189	37.8	1	4	37.0	0	1	46	0
2002	Tennessee	2	7	211	30.1	2	14	25.3	1	2	40	0
2003	Tennessee	2	10	404	40.4	3	11	39.3	0	6	63	0
2007	Tennessee	1	5	198	39.6	2	12	37.2	0	0	43	0
2008	Tennessee	1	4	213	53.3	1	29	36.0	2	0	66	0
Playoff Totals		22	101	4,139	41.0	37	241	36.6	10	36	66	0

REGULAR SEASON KICKOFFS					
Year	Team	No.	No. in EZ	TB	Pct. of TB
1993	Green Bay				
Practice Squad					
1995	Green Bay	74	24	9	12.2
1996	Green Bay	77	31	6	7.8
1998	Tennessee	85	39	29	34.1
1999	Tennessee	84	14	4	4.8
2000	Tennessee	78	7	1	1.3
2002	Tennessee	1	0	0	0.0
2003	Tennessee	91	15	5	5.5
2004	Tennessee	74	8	3	4.1
2006	Tennessee	1	0	0	0.0
NFL Totals		565	138	57	10.1

Single-Game Highs

Punts - 10 (two times, last at Baltimore 10/7/01)
 Gross Average - 57.5 vs. Jacksonville (11/4/01)
 Net Average - 48.5 vs. Jacksonville (11/4/01)
 Long Punt - 78 at Pittsburgh (1/2/00)
 Inside 20 - 5 (three times, last at Chicago 11/9/08)
 Field Goals - 3 vs. Oakland (9/7/03)
 Long Field Goal - 50 vs. Denver (12/25/04)

Additional Career Statistics

Passing - 7-16, 91 yds, 1 INT (Career): 1-1 (1998); 0-1 (1996); 0-2, 1 INT (2001); 1-1-17 0 TD (2002); 2-5-25 0 TD (2003); 2-4-10 (2004); 1-2-26 (2005)
 Rushing - 3 for -22 yds (Career): 1 for -22 yds (1994), 1 for 8 yds (2004), 1 for 0 yds (2005), 1 for -8 yds (2007)
 Field Goals - 8/15 (Career): 32G, 38G, 38N, 47N, 49G (1995); 49B (1998); 60N (2000); 33G, 34G, 48G, 49G, 52N (2003); 58N, 52B, 50G (2004)
 PATs - 6/6 (1995), 1/1 (2002 playoffs), 1/1 (2003)

Playoff Single-Game Highs

Punts - 7 (two times, last vs. Buffalo 1/8/00)
 Gross Average - 53.3 vs. Baltimore (1/10/09)
 Net Average - 44.7 at Baltimore (1/3/04)
 Long Punt - 66 vs. Baltimore (1/10/09)

Special Teams Tackles - 29 (Career), 6 (Playoffs): 2 (1994), 2 (1994 playoffs), 3 (1995), 3 (1996), 1 (1998), 3 (1999), 2 (1999 playoffs), 3 (2000), 1 (2000 playoffs), 3 (2001), 5 (2003), 1 (2003 playoffs), 1 (2004), 2 (2006), 1 (2007), 2 (2008)

24



Chris HOPE



SAFETY

SUPER BOWLS PRO BOWLS

6'0" • 208 lbs. • Born: 9.29.80 • Exp. (NFL/Titans): 8/4 • UFA (Pir) - 2006 • Florida State
2008 GP/GS: 16/16 (Playoffs 1/1) • Career GP/GS: 105/75 (Playoffs 9/7) • Rock Hill, S.C.



PRO: A proven winner and a student of the game, Chris Hope provides leadership and big-game savvy in the Titans secondary. The veteran safety has played in a total of 105 games with 75 starts in seven NFL seasons and has recorded 497 tackles, 15 interceptions, 44 passes defended, two forced fumbles and four fumble recoveries for his career. Hope enjoyed a stellar 2008 campaign after returning to the field following a neck injury that cut short his 2007 season. He earned his first career Pro Bowl nod last year while starting all 16 games and finishing third on the team with four interceptions and tied for third on the squad with 93 tackles. Signed by the Titans as an unrestricted free agent in 2006, Hope quickly showcased his ability in his first season in Tennessee by leading all NFL strong safeties with 128 tackles (career-high) and his career-high five interceptions tied for first place among players at his position. Hope also posted a career-high 15 passes defended and one fumble recovery. In 2005, Hope was a key member of the Super Bowl champion Pittsburgh Steelers teaming up with Pro Bowl safety Troy Polamalu. The season before, he emerged as the Steelers' starting free safety, totaling 97 tackles, one forced fumble, one fumble recovery and one interception in 16 starts. He was originally selected by the Steelers in the third round (94th overall) in the 2002 NFL Draft.

TITANS TIDBITS:

- In March 2008, Hope teamed with Soles4Souls, a Nashville-based global organization dedicated to providing free footwear to people in need all over the world, to provide 1,000 pairs of shoes to the Nashville Rescue Mission.
- Hope is the spokesperson for Get Fit Tennessee. He makes numerous community appearances around Middle Tennessee, with many of them focusing on health and fitness.
- Since arriving from the Steelers in 2006, Hope's leadership has had a trickle down effect on the Titans secondary. Hope has been the ring leader for the secondary workouts the last few offseasons. Hope along with Cortland Finnegan, Michael Griffin and Vincent Fuller met on a daily basis in the offseason to workout and watch film.
- Nicknamed "Hammer" by friends growing up

in Rock Hill, S.C., the name has followed him to the professional ranks because of his hard-knock play between the white lines.

- Since his Seminole days, Hope makes it a ritual to wear his Jesus bracelet every game and he reads the Bible that his aunt gave him in high school before he takes the field for inspiration.
- A communications major at Florida State, Hope plans on pursuing a career as a sports commentator and he has the vision of opening his own public relations firm as well.

CAREER HIGHLIGHTS:

- **2008 (16/16, 1/1 - Tennessee):** Named to his first career Pro Bowl after starting all 16 games and finishing third on the team with four interceptions and tied for third with 93 tackles. Led the team in tackles twice in 2008 (at CIN, vs. HST) and tied for the team lead in passes defended three times (at CIN, vs. IND, at HST). Named AFC Defensive Player of the Week after notching four solo tackles and a career-high two interceptions in the Titans' 31-21 victory over the Colts on Monday Night Football (10/27/08).
- At Cincinnati (9/14), led the team with 10 tackles (8 solo) and tallied a tackle for loss and a pass defended in the 24-7 road victory. Broke up a pass intended for Chad Ocho Cinco on third-and-two in the first stanza.
- Against Houston (9/21), led the team with 10 tackles in the Titans' 31-12 victory.
- Against Indianapolis (10/27), named AFC Defensive Player of the Week after notching four solo tackles and a career-high two interceptions in the Titans' 31-21 victory over the Colts on Monday Night Football. Made a third-down stop by intercepting a Peyton Manning pass that was tipped by Vincent Fuller early in the second quarter. Collected his second interception of the game by hauling in a pass that deflected off Dallas Clark's hands in the fourth quarter.
- Against Green Bay (11/2), posted four solo tackles, a sack and an interception in the Titans' 19-16 overtime victory over the Packers. Dropped Aaron Rodgers for a sack at midfield during the first quarter. Broke up a fourth-and-one pass intended for Jermichael Finley in the first quarter. Picked off a Rodgers pass intended for Greg Jennings in the end zone in

Front Office

Coaching Staff

HOPE

Rookies

2008 Season

Records

History

Playoff History

Sidelines

the third quarter.

- At Chicago (11/9), collected five tackles and an interception in the Titans' 21-14 road win. Intercepted a tipped ball by Cortland Finnegan and returned it 13 yards to the Chicago 25-yard line in the first quarter.
- Against Baltimore (1/10), posted seven tackles and a pass defended. Defended a deep pass intended for Derrick Mason in the fourth quarter.

2007 (11/11, 0/0 - Tennessee): Played in and started the first 11 games of the season at strong safety. Tallied 60 tackles, two interceptions, four passes defended, two quarterback pressures, a tackle for loss and a fumble recovery. Was inactive for one game (12/2 vs. Houston) before being placed on injured reserve on Dec. 7, 2007. Led or tied for the team lead in tackles twice in 2007 (at JAX, at DEN) and tied for the team lead in passes defended once (vs. JAX).

- Against Oakland (10/28), posted eight tackles and an interception in the Titans' 13-9 win. Halted a potential Raiders' scoring opportunity by intercepting a deep pass intended for Jerry Porter in the fourth quarter.
- Against Carolina (11/4), collected six tackles, an interception, a tackle for loss and a quarterback pressure in the Titans' 20-7 victory over the Panthers. Sealed the Titans' third consecutive victory by intercepting a Matt Moore pass intended for Drew Carter in the fourth quarter.
- At Cincinnati (11/25), started at strong safety but left the game in the first quarter with an injury (neck). Registered five tackles.

2006 (16/16 - Tennessee): Started all 16 games for third consecutive season and set new career-highs in tackles (128, second on team), interceptions (five, team-high), one touchdown and passes defended (15, team-high). Hope's 128 tackles led all NFL strong safeties and were the most by Titan safety since Bo Eason's 131 tackles in 1985. Hope's five interceptions tied for first among strong safeties in the NFL. Also contributed one fumble recovery.

- Was named to USA Today's All-Joe Team for the second consecutive season.
- At San Diego (9/17), registered career-high 12 tackles and one pass defended.
- Against Dallas (10/1), posted team-high 10 tackles, and recorded first interception as Titan. Also added two passes defended.
- Against Jacksonville (12/17), posted Titans third defensive touchdown of game when he picked off David Garrard and returned it 61 yards for touchdown. Also contributed 10 tackles and one pass defended.

2005 (16/16, 4/4 - Pittsburgh): Started all 16 games for Steelers and tied a then career-high with 97 tackles and set a then career-high with team-high three interceptions. Also added seven passes defended, one forced fumble and one fumble recovery. Was named to USA Today All-Joe Team.

- Against New England (9/25), tied career-high with 10 tackles and intercepted pass deep in Steelers territory.

- In AFC Championship Game at Denver (1/22), recorded three tackles.
 - In Super Bowl XL victory against Seattle (2/5), registered three tackles and one pass defended.
- 2004 (16/16, 2/2 - Pittsburgh):** Started all 16 games and posted then career-highs in tackles (97), interceptions (1) and passes defended (9). Also forced one fumble.

- In first start of his pro career against Oakland (9/12), posted six total tackles.
- Against Washington (11/28), led team with career-high 10 total tackles and three passes defended.
- Against N.Y. Jets (12/12), posted first career interception late in game and returned it 41 yards to help seal Steelers' victory. Recorded seven total tackles and registered two passes defended.
- In AFC Divisional Playoff Game against N.Y. Jets (1/15), made first career postseason start and responded with 10 tackles.
- In AFC Championship Game against New England (1/23), registered five total tackles and one pass defended.

2003 (16/0 - Pittsburgh): Developed into solid defensive back in his first significant action from scrimmage, while playing in all 16 games. Had a highlight play in the season-finale when he received a pass from punter Josh Miller on a fake punt and scored on an 81-yard touchdown — the Steelers' longest touchdown reception of the season. Finished with 11 total tackles. Also was credited with 15 special teams tackles.

- Against Cincinnati (11/30), recorded four tackles and posted one quarterback pressure.

2002 (14/0, 2/0 - Pittsburgh): Played in 14 games as rookie and finished with 11 tackles and one forced fumble. Also added 14 special teams tackles. Was inactive against Carolina (12/15) and at Tampa Bay (12/23).

- Against Cincinnati (11/24), accumulated most extensive playing time of season due to injuries and posted three tackles. Also added one tackle on special teams.
- In AFC Divisional Playoff Game at Tennessee (1/11), was forced into action in team's pass defense because of injuries to secondary. Totaled three tackles on defense and added one tackle on special teams.

COLLEGE:

- At Florida State, was three-year starter who performed in three national championship games and two-time Academic All-America selection.
- Earned award for most dependable defensive back on team twice and finished his career with 234 tackles (149 solo) and seven stops behind line of scrimmage, 18 passes defended, nine interceptions, three forced fumbles and two fumble recoveries.

VETERANS

Front Office

Coaching Staff

HOPE

Rookies

2008 Season

Records

History

Playoff History

Sidelines

HOPE GAME-BY-GAME

2006 Tennessee Titans													
Date	Opp	W/L	P/S	Tot Solo	Sk	OBP	TFL	Int	Yds	PD	FF	FR SpT	
Sept 10	NYJ	L	S	8	7	0.0	0	0	0	0	0	0	
Sept 17	@ SD	L	S	12	12	0.0	0	0	0	1	0	0	
Sept 24	@ Mia	L	S	11	7	0.0	0	0	0	1	0	0	
Oct 1	Dal	L	S	10	8	0.0	0	0	1	0	0	0	
Oct 8	@ Ind	L	S	7	6	0.0	0	0	1	5	1	0	
Oct 15	@ Was	W	S	5	3	0.0	0	0	0	1	0	1	
Oct 29	Hou	W	S	7	6	0.0	0	0	1	14	2	0	
Nov 5	@ Jax	L	S	9	8	0.0	0	0	0	0	0	0	
Nov 12	Bal	L	S	9	6	0.0	0	0	0	0	0	0	
Nov 19	@ Phi	W	S	8	5	0.0	0	0	0	2	0	0	
Nov 26	NYG	W	S	11	8	0.0	0	0	0	0	0	0	
Dec 3	Ind	W	S	6	5	0.0	0	0	0	1	0	0	
Dec 10	@ Hou	W	S	6	4	0.0	0	0	0	1	0	0	
Dec 17	Jax	W	S	10	9	0.0	0	0	1	6	1	0	
Dec 24	@ Buf	W	S	5	3	0.0	0	0	1	25	2	0	
Dec 31	NE	L	S	4	2	0.0	0	0	0	1	0	0	
Totals				8-8	16/16	128	99	0.0	0	5	105	15	0
2007 Tennessee Titans													
Date	Opp	W/L	P/S	Tot Solo	Sk	OBP	TFL	Int	Yds	PD	FF	FR SpT	
Sept 9	@ Jax	W	S	6	4	0.0	0	0	0	1	0	1	
Sept 16	Ind	L	S	6	4	0.0	0	0	0	0	0	0	
Sept 24	@ NO	W	S	4	2	0.0	0	0	0	0	0	0	
Oct 7	All	W	S	3	3	0.0	0	0	0	0	0	0	
Oct 14	@ TB	L	S	2	1	0.0	0	0	0	0	0	0	
Oct 21	@ Hou	W	S	5	3	0.0	1	0	0	0	0	0	
Oct 28	Oak	W	S	8	7	0.0	0	0	1	1	0	0	
Nov 4	Car	W	S	6	5	0.0	1	1	45	1	0	0	
Nov 11	Jax	L	S	7	5	0.0	0	0	0	1	0	0	
Nov 19	@ Den	L	S	8	4	0.0	0	0	0	0	0	0	
Nov 25	@ Cin	L	S	5	1	0.0	0	0	0	0	0	0	
2008 Tennessee Titans													
Date	Opp	W/L	P/S	Tot Solo	Sk	OBP	TFL	Int	Yds	PD	FF	FR SpT	
Sept 7	Jax	W	S	4	1	0.0	0	0	0	0	0	0	
Sept 14	@ Cin	W	S	10	8	0.0	0	1	0	0	0	1	
Sept 21	Hou	W	S	10	7	0.0	0	0	0	0	0	0	
Sept 28	Min	W	S	6	6	0.0	0	0	0	0	0	0	
Oct 5	@ Bal	W	S	11	9	0.0	0	1	0	0	0	0	
Oct 19	@ KC	W	S	5	4	0.0	0	1	0	0	0	0	
Oct 27	Ind	W	S	4	4	0.0	0	0	2	40	2	0	
Nov 2	GB	W	S	4	4	1.0	0	0	1	0	2	0	
Nov 9	@ Chi	W	S	5	3	0.0	0	0	1	13	1	0	
Nov 16	@ Jax	W	S	7	4	0.0	0	0	0	0	1	0	
Nov 23	NYJ	L	S	8	5	0.0	0	0	0	0	0	0	
Nov 27	@ Det	W	S	1	1	0.0	0	0	0	0	0	0	
Dec 7	Cle	W	S	4	3	0.0	0	0	0	0	0	0	
Dec 14	@ Hou	L	S	5	3	0.0	0	0	0	1	0	0	
Dec 21	Pit	W	S	9	9	0.0	0	0	0	0	0	0	
Dec 28	@ Ind	L	S	0	0	0.0	0	0	0	0	0	0	
Totals				13-3	16/16	93	71	1.0	0	3	4	53	8
Playoffs													
Jan 10	Bal	L	S	7	6	0.0	NA	0	0	0	1	0	0
Totals				0-1	1/1	7	6	0.0	NA	0	0	0	1

CHRIS HOPE'S NFL STATISTICS

Year	Team	TACKLES						INTERCEPTIONS					FUMBLES				
		GP	GS	Tot	Solo	Asst	Sk	Yds	No	Yds	Lg	TD	PD	FF	FR	Yds	SpT
2002	Pittsburgh	14	0	11	11	0	0.0	0.0	0	0	0	0	0	0	0	0	0
2003	Pittsburgh	16	0	11	10	1	0.0	0.0	0	0	0	0	1	0	0	0	0
2004	Pittsburgh	16	16	97	72	25	0.0	0.0	1	41	41	0	9	1	0	0	0
2005	Pittsburgh	16	16	97	70	27	0.0	0.0	3	60	55	0	7	1	1	6	0
2006	Tennessee	16	16	128	99	29	0.0	0.0	5	105	61	1	15	0	1	0	0
2007	Tennessee	11	11	60	39	21	0.0	0.0	2	45	45	0	4	0	1	0	0
2008	Tennessee	16	16	93	71	22	1.0	0.0	4	53	39	0	8	0	0	0	0
NFL Totals		105	75	497	372	125	1.0	0.0	15	304	61t	1	44	2	4	6	0

Year	Team	TACKLES						INTERCEPTIONS					FUMBLES				
		GP	GS	Tot	Solo	Asst	Sk	Yds	No	Yds	Lg	TD	PD	FF	FR	Yds	SpT
2002	Pittsburgh	2	0	3	2	1	0.0	0.0	0	0	0	0	0	0	0	0	0
2004	Pittsburgh	2	2	15	8	7	0.0	0.0	0	0	0	0	1	0	0	0	0
2005	Pittsburgh	4	4	14	9	5	0.0	0.0	0	0	0	0	3	0	0	0	0
2007	Tennessee	0	0	0	0	0	0.0	0.0	0	0	0	0	0	0	0	0	0
2008	Tennessee	1	1	7	6	1	0.0	0.0	0	0	0	0	1	0	0	0	0
Playoff Totals		9	7	39	25	14	0.0	0.0	0	0	0	0	5	0	0	0	0

Single-Game Highs

Tackles - 12 at San Diego (9/18/06)
 Interceptions - 2 vs. Indianapolis (10/27/08)
 Fumble Recoveries - 1 (three times, last at Jacksonville 9/9/07)
 Sacks - 1 vs. Green Bay (11/2/08)
 Touchdowns - 1 vs. Jacksonville (12/17/06)
 Passes Defensed - 3 vs. Washington (11/28/04)

Additional Statistics

81-yard touchdown reception from punter Josh Miller on a fake punt at Baltimore (12/28/03)

Playoff Single-Game Highs

Tackles - 10 vs. N.Y. Jets (1/15/04)

28

Chris
JOHNSON

RUNNING BACK

PRO BOWLS

5'11" • 200 lbs • Born: 9.23.85 • Exp. (NFL/Titans): 2/2 • D1 -2008 • East Carolina
2008 GP/GS: 15/14 (Playoffs 1/1) • Career GP/GS: 15/14 (Playoffs 1/1) • Orlando, Fla.



2008

PRO: Chris Johnson produced one of the most extraordinary seasons by a rookie running back in Titans history in 2008. Adding world-class speed and big-play ability to the rushing attack, he quickly emerged as one of the NFL's top young, offensive stars. The first-round draft choice from East Carolina led the Titans with 1,228 rushing yards on 251 carries. Only two players in team annals – Earl Campbell (1,450) and Eddie George (1,368) – rushed for more yards in their rookie seasons than Johnson. His yardage total was the third-highest in the AFC and eighth in the NFL in 2008, while his 4.9-yard average ranked first in the AFC, fourth in the NFL and sixth in franchise history. Johnson also finished second on the team with 43 receptions for 260 yards, giving him a total of 1,488 scrimmage yards that ranked fifth in the AFC, 10th in the NFL and third in franchise history among rookies. He was rewarded by being named to the Pro Bowl, becoming the second franchise rookie running back to be selected to the all-star game, joining Campbell (1978). At the NFL Scouting Combine in February 2008, Johnson was timed in the 40-yard dash at 4.24 seconds. His pre-draft workouts also produced a 43.5-inch vertical jump and a 375-pound bench press mark. The Orlando, Fla., native was selected by the Titans with the 24th overall pick in the 2008 NFL Draft.

TITANS TIDBITS:

- Johnson decided to attend East Carolina because the Pirates offered him the best opportunity to play running back. Other schools that recruited him wanted him to play cornerback. His versatility as an athlete came in handy as a junior at ECU when he played slot receiver to limit his cutting on a turf toe injury.
- This is not the first time Johnson has played for the Titans. He was a star running back and track athlete for the Olympia High School Titans in Orlando, Fla.
- Johnson arrived in Tennessee with ties to two other current members of the Titans. His running backs coach, Earnest Byner, was inducted into the East Carolina University Sports Hall of Fame and rushed for more than 2,000 yards in his career there. Carlester Crumpler, the father of Titans tight end Alge

Crumpler, is another great running back in ECU lore who topped the 2,000-yard mark. Johnson passed Byner and Crumpler to become the third all-time leading rusher in school history. Alge's brother, Carlester Jr., also attended East Carolina in the early 1990s.

- At the NFL Scouting Combine in February 2008, Johnson was timed in the 40-yard dash at 4.24 seconds. While a few other players have been recorded at faster times at other venues using a handheld stopwatch, Johnson's time is the fastest in the combine in the last 15 years and believed by most to be the fastest ever electronically timed 40-yard dash at the combine, which began in 1982.
- Johnson and teammate LenDale White took on the nickname "Smash and Dash" during Johnson's rookie season, when the duo combined for 2,001 rushing yards and 24 rushing touchdowns.
- Johnson, who was a star in track and field as well as football in high school, finished second in the 100-meter dash at the Florida state meet to Walter Dix, who went on to win the bronze medal at the 2008 Summer Olympics.

CAREER HIGHLIGHTS:

2008 (15/14, 1/1): Led the Titans with 1,228 rushing yards and was named to Pro Bowl as a rookie. Finished third in AFC (eighth in NFL) in rushing yards, and 4.9-yard average was first in AFC (fourth in AFL). With 260 receiving yards, his 1,488 scrimmage yards ranked fifth in AFC and 10th in NFL. Tied for eighth in AFC with 65 first downs. Tied for seventh in AFC with 10 total touchdowns. Registered 21 plays of 15 or more yards. Played in every game with exception of season finale at Indianapolis (12/28), when he was a healthy inactive. Named All-Rookie by Sporting News and Pro Football Weekly/Professional Football Writers of America. With LenDale White (773 yards and 15 touchdowns), duo accumulated 2,001 yards and rushed for all 24 of team's rushing touchdowns, which tied for second-highest team total in franchise history.

- A gainst Jacksonville (9/7), started in NFL debut and totaled 15 carries for game-high 93 yards. His 93 rushing yards were the most by a Titans rookie on opening day since Earl

Front Office

Coaching Staff

JOHNSON

Rookies

2008 Season

Records

History

Playoff History

Sidelines

Campbell's 137 yards in the 1978 opener (9/3/78 at Atlanta). Scored his first NFL touchdown on seven-yard pass from Vince Young.

- At Cincinnati (9/14), recorded first career 100-yard rushing effort, totaling 109 yards on 19 carries (5.7 avg.). His 51-yard run late in second quarter led to touchdown and tied for team's third-longest run since 1999.
- Against Minnesota (9/28), recorded first and second rushing touchdowns of career, scoring on one-yard run in first quarter and six-yard run in fourth quarter.
- Named NFL Offensive Rookie of the Month for September 2008. In first four games of his career, totaled 402 yards from scrimmage and 337 rushing yards. Crossed goal line three times in September, including two rushing touchdowns and one receiving touchdown.
- At Kansas City (10/19), led team with 168 yards on 18 carries and scored 66-yard touchdown. Helped team set its all-time single-game rushing record with 332 total yards on ground. His 168 yards accounted for the 20th-highest total in team history and second-highest rushing total by franchise rookie, trailing only Earl Campbell's 199 yards against Miami on Nov. 20, 1978. Named Diet Pepsi NFL Rookie of the Week.
- Against Indianapolis (10/27), led team with 77 rushing yards, including 16-yard touchdown run that sealed victory.
- Against Green Bay (11/2), led team with 89 rushing yards, including three-yard touchdown run. Also led club with six receptions for 72 yards, giving him 161 yards from scrimmage. Named Diet Pepsi NFL Rookie of the Week.
- Against N.Y. Jets (11/23), became seventh player in franchise history to reach 1,000 scrimmage yards in rookie season (Earl Campbell, Bill Groman, Sid Blanks, Ernest Givins, Rodney Thomas and Eddie George) and first since 1996 (George).
- At Detroit (11/27), totaled 125 yards and two touchdowns on 16 carries. Scored on carries of six yards and 58 yards in first quarter for second career multi-touchdown game. Passed Rodney Thomas (947 rushing yards in 1995) for third place in franchise history among rookie rushers.
- Against Cleveland (12/7), recorded his fourth 100-yard game of the season (second consecutive), carrying 19 times for 136 yards and one score. With 17-yard carry in second quarter, became third franchise rookie to reach 1,000-yard mark. In addition to joining Earl Campbell and Eddie George as only rookies to accomplish the feat, became 11th different player in team history to reach 1,000. Sealed victory with 25-yard touchdown run.
- On Dec. 16, became franchise's second rookie running back selected to Pro Bowl (Earl Campbell).
- Against Pittsburgh (12/21), scored on 21-yard

run on fourth-and-one in third quarter.

- In Divisional Playoff against Baltimore (1/10), contributed 100 yards of offense before leaving game with sprained ankle in second quarter. Scored on eight-yard touchdown run.

COLLEGE:

- Became third all-time leading rusher in ECU history with 2,982 rushing yards and set team record among running backs in career receptions (125) and receiving yards (1,296). Also became Pirates' career leader in total touchdowns (44), kickoff return yards (2,715 - a Conference USA record) and all-purpose yards (6,993 - third in conference history). In total, set or tied 18 game, season and career records for ECU. Also included on that list are season scoring record (144 points as a senior) and single-game all-purpose yardage total (408 yards on two occasions during senior season). He appeared in 47 games with 36 starts.
- As senior (2007), led nation with 227.7 all-purpose yards per game and was named first-team All-American by Pro Football Weekly and honorable mention All-American by SI.com. Started all 13 games at running back and totaled 236 carries for 1,423 yards (6.0 avg.) and 17 touchdowns. Added 37 receptions for 528 yards (14.3 avg.) and six touchdowns and 36 kickoff returns for 1,009 yards (28.0 avg.) and one touchdown.
- As junior (2006), played 12 games with five starts. Totaled 78 carries for 314 yards and four touchdowns and 21 receptions for 176 yards. Named first-team All-Conference USA as return specialist after posting 21 kickoff returns for 482 yards and one touchdown.
- As sophomore (2005), led Pirates with 176 carries for 684 yards (3.9 avg.) and six touchdowns. Also ranked second on squad with 35 receptions for 356 yards and two touchdowns. Added 21 kickoff returns for 459 yards. Ranked second in Conference USA with 136.3 all-purpose yards per game (1,499 total).
- As freshman (2004), earned Conference USA All-Freshman honors after rushing for 561 yards and five touchdowns on 134 carries (4.2 avg.). Added 32 receptions for 236 yards and two touchdowns and career-high 37 kickoff returns for 765 yards. Ranked fourth in the conference with an average of 142.0 all-purpose yards per game.
- Majored in communications.

PERSONAL:

- Splits time between Nashville and Orlando, Fla.
- Earned All-Orange County honors as senior running back for Olympia (Orlando, Fla.) High School Titans. Scored eight touchdowns as senior and eclipsed 1,000 yards as junior.
- Also played basketball and competed in track in high school. Ran 10.38-second 100-meter dash and anchored 4x100 team that won Golden South and Golden West National Championships.

- Gave his time and efforts for three days to the 2009 Old Spice Chris Johnson Football Camp in Nashville.
- List of favorites: (movie) "Menace II Society"; (TV show) "The Jamie Foxx Show"; (actor) Denzel Washington; (music artist) Lil Wayne;

- (school subject) math; (car) 1973 Chevy Caprice; (video game) NCAA Football; (sports team other than Titans) Denver Nuggets; (sports hero) Deion Sanders; and (food) pizza.
- Born Christopher Duan Johnson on Sept. 23, 1985 in Orlando, Fla.

JOHNSON GAME-BY-GAME

2008 Tennessee Titans		RUSHING						RECEIVING								
Date	Opp	W/L	P/S	Att	Yds	Avg	Lg	TD	No	Yds	Avg	Lg	TD			
Sep 7	Jax	W	S	15	93	6.2	18	0	3	34	11.3	20	1			
Sep 14	@ Cin	W	S	19	109	5.7	51	0	2	12	6.0	7	0			
Sep 21	Hou	W	P	16	74	4.6	14	0	2	5	2.5	9	0			
Sep 28	Min	W	S	17	61	3.6	9	2	3	14	4.7	7	0			
Oct 5	@ Bal	W	S	18	44	2.4	13	0	2	4	2.0	9	0			
Oct 19	@ KC	W	S	18	168	9.3	66†	1	2	4	2.0	2	0			
Oct 27	Ind	W	S	19	77	4.1	16†	1	4	19	4.8	9	0			
Nov 2	GB	W	S	24	89	3.7	14	1	6	72	12.0	25	0			
Nov 9	@ Chi	W	S	14	8	0.6	7	0	2	15	7.5	8	0			
Nov 16	@ Jax	W	S	17	64	3.8	11	0	4	24	6.0	15	0			
Nov 23	NYJ	L	S	10	46	4.6	24	0	3	15	5.0	7	0			
Nov 27	@ Det	W	S	16	125	7.8	58†	2	2	9	4.5	5	0			
Dec 7	@ Cle	W	S	19	136	7.2	33	1	4	30	7.5	8	0			
Dec 14	@ Hou	L	S	13	65	5.0	16	0	2	2	1.0	1	0			
Dec 21	@ Pit	W	S	16	69	4.3	21†	1	2	1	0.5	2	0			
Dec 28	@ Ind	L	IA													
Totals				13-3	15†	1574	251	1228	4.9	66†	9	43	260	6.0	25	1
Playoffs																
Jan 10	Bal	L	S	11	72	6.5	32	1	1	28	28.0	28	0			
Totals				0-1	1†	11	72	6.5	32	1	1	28	28.0	28	0	

CHRIS JOHNSON'S NFL STATISTICS

Year		Team		RUSHING						RECEIVING					
Year	Team	GP	GS	Att	Yds	Avg	Lg	TD	No	Yds	Avg	Lg	TD		
2008	Tennessee	15	14	251	1228	4.9	66†	9	43	260	6.0	25	1		
NFL Totals		15	14	251	1228	4.9	66†	9	43	260	6.0	25	1		
Year		Team		RUSHING						RECEIVING					
Year	Team	GP	GS	Att	Yds	Avg	Lg	TD	No	Yds	Avg	Lg	TD		
2008	Tennessee	1	1	11	72	6.5	32	1	1	28	28.0	28	0		
Playoff Totals		1	1	11	72	6.5	32	1	1	28	28.0	28	0		

Single-Game Highs

- Rushing Attempts - 24 vs. Green Bay (11/2/08)
- Rushing Yards - 168 at Kansas City (10/19/08)
- Long Rush - 66† at Kansas City (10/19/08)
- Rushing Touchdowns - 2 (twice, last at Detroit 11/27/08)
- Receptions - 6 vs. Green Bay (11/2/08)
- Receiving Yards - 72 vs. Green Bay (11/2/08)
- Long Reception - 25 vs. Green Bay (11/2/08)
- Receiving Touchdowns - 1 vs. Jacksonville (9/7/08)

Playoff Single-Game Highs

- Rushing Attempts - 11 vs. Baltimore (1/10/09)
- Rushing Yards - 72 vs. Baltimore (1/10/09)
- Long Rush - 32 vs. Baltimore (1/10/09)
- Rushing Touchdown - 1 vs. Baltimore (1/10/09)
- Receptions - 1 vs. Baltimore (1/10/09)
- Receiving Yards - 28 vs. Baltimore (1/10/09)
- Long Reception - 28 vs. Baltimore (1/10/09)



VETERANS

Front Office

Coaching Staff

D. JONES

Rookies

2008 Season

Records

History

Playoff History

Sidelines

77



Derrick JONES



DEFENSIVE TACKLE

6'4" • 315 lbs. • Born: 11.14.84 • Exp. (NFL/Titans): 1/1 • FA - 2008 • Grand Valley State
2008 GP/GS: 0/0 (Playoffs 0/0) • Career GP/GS: 1/0 (Playoffs 0/0) • Barstow, Calif.

PRO: Jones was signed to the Titans practice squad on Dec. 9, 2008 and looks to compete for a position in the defensive tackle rotation. He was originally signed as an undrafted rookie free agent by the Pittsburgh Steelers in 2007. After being released by the Steelers, Jones was signed to the Falcons practice squad on Oct. 16, 2007. He was later signed to Atlanta's active roster on Dec. 26, 2007 and appeared in his lone NFL contest in the Falcons' regular season finale against Seattle. Prior to joining the Titans, Jones spent part of the 2008 offseason with the Buffalo Bills.

TITANS TIDBITS:

- Jones is the cousin of former Cincinnati Reds outfielder Eric Davis.

CAREER HIGHLIGHTS:

2007 (1/0 - Atlanta): Spent seven weeks on the Falcons practice squad before being signed to the active roster on Dec. 26, 2007. Saw action in his first NFL game in the regular season finale against Seattle (12/30).

COLLEGE:

- Named first-team All-GLIAC and second-team Daktronics All-Northwest Region at Grand Valley State.
- Tallied 61 total tackles during his senior season and recorded a team-high 17.5 tackles for loss. Also led the team in sacks.
- Earned his first varsity letter during his junior season after totaling nine tackles and two sacks.
- Attended Victor Valley College and was first-team All-Foothills Conference selection from 2002-2003.
- Majored in Movement Science at Grand Valley State.

PERSONAL:

- Attended Silver Valley High School and lettered in football and track and field.
- Was named All-C.I.F. and All-Desert Mountain League as a senior.
- List of favorites: (movie) "Unbreakable" and "Children of Men"; (TV show) "Family Guy"; (food) Mexican; (school subject) physical education; (sports hero) Jevon Kearse; and (book) "The Next Man Up."
- Derrick Jones was born the son of Linda and Charlie Jones on Nov. 14, 1984 in Barstow, Calif.

DERRICK JONES' NFL STATISTICS

Year	Team	TACKLES							INTERCEPTIONS					FUMBLES				
		GP	GS	Tot	Solo	Asst	Sk	Yds	No	Yds	Lg	TD	PD	FF	FR	Yds	SpT	
2007	Atlanta	1	0	0	0	0	0	0.0	0	0	0	0	0	0	0	0	0	
2008	Tennessee	0	0	PRACTICE SQUAD														
NFL Totals		1	0	0	0	0	0.0	0	0	0	0	0	0	0	0	0	0	

91


**Jason
JONES**

DEFENSIVE TACKLE

6'5" • 280 lbs • Born: 5.23.86 • Exp. (NFL/Titans): 2/2 • D2-2008 • Eastern Michigan
2008 GP/GS: 13/3 (Playoffs 1/0) • Career GP/GS: 13/3 (Playoffs 1/0) • Southfield, Mich.

PRO: On a roster ripe with emerging talent, defensive tackle Jason Jones stands out as one of the most promising and imposing young defenders. The versatile lineman was a significant contributor in his rookie season and looks to increase his role in his second campaign. He stands to benefit from having his first full NFL offseason to add more strength to his 6-foot-5-inch frame. Jones made a number of plays in his initial season with the Titans, accumulating 49 tackles, five sacks, 12 quarterback pressures, one tackle for loss, two passes defended and two forced fumbles in 13 games. His sack total ranked fourth in the NFL among all defensive tackles and first among rookie defensive linemen, and his tackle tally was the fourth-highest among Titans defensive linemen. Jones was selected by the Titans in the second round (54th overall) in the 2008 NFL Draft.

TITANS TIDBITS:

- The former All-MAC performer began his collegiate career at Eastern Michigan as a tight end before shifting to defensive tackle in his sophomore season.
- Jones was raised in an athletic family. His brother, Brian, played basketball at the University of Detroit Mercy and his other brother, Michael, played football at Alabama State.
- Jones' other brother, Jamar, works at the White House as a Secret Service uniformed police officer.

CAREER HIGHLIGHTS:

2008 (13/3, 1/0): Appeared in 13 games as rookie and finished third on team with five sacks, a total that ranked fourth in NFL among all defensive tackles and first among rookie defensive linemen. Added 49 tackles, 12 quarterback pressures and two forced fumbles. Led or tied for team lead in sacks twice (at KC, vs. PIT) and led or tied for team lead in quarterback pressures three times (at BLT, at KC, vs. PIT). Inactive for three games (11/16 at Jacksonville, 11/23 against N.Y. Jets and 11/27 at Detroit) with foot injury.

- Against Jacksonville (9/7), registered three tackles, a half sack and quarterback pressure in NFL debut. Teamed with Kevin Vickerson for first half-sack of career on seven-yard takedown of David Garrard in third quarter.
- At Baltimore (10/5), tied for team lead with two quarterback pressures in victory.
- At Kansas City (10/19), made first career NFL start at defensive tackle and registered six tackles, one sack and three quarterback pressures. Collected first career full sack by dropping Tyler Thigpen for six-yard loss in fourth quarter.
- At Chicago (11/9), collected five tackles and blocked 48-yard field goal attempt by Robbie Gould with 9:46 remaining in the fourth quarter.
- Against Pittsburgh (12/21), started and registered season-high seven tackles, 3.5 sacks, two forced fumbles and two quarterback pressures in victory. In first quarter, dropped Ben Roethlisberger for two-yard sack and then halted potential scoring drive by forcing Roethlisberger fumble that was recovered by William Hayes at Titans' one-yard line. In fourth quarter, combined with Tony Brown to sack Roethlisberger for 10-yard loss, while also forcing fumble. Forced another fumble on five-yard sack of Roethlisberger and finally dropped the quarterback for another eight-yard sack in fourth quarter, bringing total to 3.5 sacks, the most by a Titans player since 1993 (four by William Fuller against Steelers on Nov. 28, 1993) and third-highest total by any NFL player in 2008.

COLLEGE:

- In 45 games for Eastern Michigan Eagles, started 33 times on defense and three times on offense. He collected 175 tackles with 14 sacks and ranked second in school history with 50 stops for losses.
- As senior (2007), received third-team All-American and first-team All-MAC honors. Played in all 12 games with 11 starts and finished fourth on the team with 70 tackles. Tied for seventh in the NCAA with a career-high 19.5 stops for losses. Added 10

Front Office

Coaching Staff

J. JONES

Rookies

2008 Season

Records

History

Playoff History

Sidelines

VETERANS

Front Office

Coaching Staff

J. JONES

Rookies

2008 Season

Records

History

Playoff History

Sidelines

quarterback pressures, a fumble recovery and a forced fumble while breaking up three passes and blocking a kick.

- As junior (2006), turned in one of the best defensive efforts in the nation, recording 18.5 tackles for losses of 71 yards to rank fifth nationally in that category. Named EMU's Most Valuable Player and chosen second-team All-Mid-American Conference as defensive lineman. Started in all 11 games in which he played, missing only one game with leg injury. Recorded 57 tackles to rank sixth on the team and notched four sacks for losses of 31 yards and two forced fumbles.
- As sophomore (2005), started all 11 games on defensive line and responded with 47 total tackles. Finished second on the team in both tackles for loss with 12 for 56 yards and in sacks with 6.5 for 45 yards.
- As freshman (2004), one of six 2004 recruits that saw action during the season. Began season at tight end before moving to the defensive line midway through the 2004 campaign. Caught four passes for 12 yards. Played in all 11 games with three starts at tight end.
- Majored in business management.

PERSONAL:

- Single, splits time between Nashville and Detroit, Mich.
- Attended Lathrup (Southfield, Mich.) High School and enjoyed an outstanding prep career as a football and basketball player. He was named first-team All-Oakland Athletic Association as a senior, recording 27 tackles, six sacks, four forced fumbles and seven interceptions, three of which were returned for touchdowns. He also caught 25 passes for 395 yards and eight touchdowns as a receiver. The Detroit News named him the 44th-best player on the Blue Chip list in the state of Michigan, as he also added All-Metro North honors.
- Started as a junior and senior on the school's

basketball team. Led the hoops squad to the Class A Regionals in 2003-04 after averaging 24 points, 14 rebounds, five assists and two blocks. He was chosen Most Valuable Player in the Motor City Roundball Classic, as he also garnered third-team Class A All-State pick as well as a first-team All-Metro North recognition.

- Has three brothers, Jamar, Brian and Micheal. His mother, Gloria, graduated from the University of Detroit Mercy.
- Volunteered to read to elementary school children on Fridays while at Eastern Michigan.
- List of favorites: (movies) "Paid in Full" and "Gone Baby Gone"; (TV Shows) "Fresh Prince of Bel-Air" and "Martin"; (actor) Denzel Washington; (music artist) Lil' Wayne; (school subject) organizational behavior; (car) Cadillac Escalade; (video game) "Call of Duty 4"; (food) chicken; (sports hero) Michael Jordan; (pro sports team) L.A. Lakers.
- Born Jason Duane Jones on May 23, 1986 in Detroit, Mich.

J. JONES GAME-BY-GAME

2008 Tennessee Titans														
Date	Opp	W/L	P/S	Tot	Solo	Sk	QB	TFL	Int	Yds	PD	FF	FR	SpT
Sept 7	Jax	W	p	3	2	0.5	1	0	0	0	0	0	0	0
Sept 14	@ Cin	W	p	4	1	0.0	1	1	0	0	1	0	0	0
Sept 21	Hou	W	p	3	0	0.0	0	0	0	0	0	0	0	0
Sept 28	Min	W	p	2	0	0.0	0	0	0	0	0	0	0	0
Oct 5	@ Bal	W	p	6	5	0.0	2	0	0	0	0	0	0	0
Oct 19	@ KC	W	S	6	4	1.0	3	0	0	0	1	0	0	0
Oct 27	Ind	W	p	2	0	0.0	0	0	0	0	0	0	0	0
Nov 2	GB	W	p	5	4	0.0	0	0	0	0	0	0	0	0
Nov 9	@ Chi	W	p	5	3	0.0	0	0	0	0	0	0	0	0
Nov 16	@ Jax	W	IA											
Nov 23	@ NYJ	L	IA											
Nov 27	@ Det	W	IA											
Dec 7	Cle	W	p	0	0	0.0	2	0	0	0	0	0	0	0
Dec 14	@ Hou	L	p	4	3	0.0	1	0	0	0	0	0	0	0
Dec 21	PH	W	S	7	5	3.5	2	0	0	0	2	0	0	0
Dec 28	@ Ind	L	S	2	1	0.0	0	0	0	0	0	0	0	0
Totals				13-3	13/3	49	28	5.0	12	1	0	2	2	0
Playoffs														
Jan 10	Bal	L	p	2	1	0.0	NA	0	0	0	0	0	0	0
Totals				0-1	1/0	2	1	0.0	NA	0	0	0	0	0

JASON JONES' NFL STATISTICS

Year	Team	TACKLES							INTERCEPTIONS					FUMBLES			
		GP	GS	Tot	Solo	Asst	Sk	Yds	No	Yds	Lg	TD	PD	FF	FR	Yds	SpT
2008	Tennessee	13	3	49	28	21	5.0	31.5	0	0	0	0	2	2	0	0	0
NFL Totals		13	3	49	28	21	5.0	31.5	0	0	0	0	2	2	0	0	0

Year	Team	TACKLES							INTERCEPTIONS					FUMBLES			
		GP	GS	Tot	Solo	Asst	Sk	Yds	No	Yds	Lg	TD	PD	FF	FR	Yds	SpT
2008	Tennessee	1	0	2	1	1	0.0	0	0	0	0	0	0	0	0	0	0
Playoff Totals		1	0	2	1	1	0.0	0	0	0	0	0	0	0	0	0	0


Single-Game Highs

Tackles - 7 vs. Pittsburgh (12/21/08)
Sacks - 3.5 vs. Pittsburgh (12/21/08)
Forced Fumbles - 2 vs. Pittsburgh (12/21/08)

Playoff Single-Game Highs

Tackles - 2 vs. Baltimore (1/10/08)

84


**Mark
JONES**
WIDE RECEIVER


5'9" • 185 lbs. • Born: 11.3.80 • Exp. (NFL/Titans): 6/1 • UFA (Car) - 2009 • Tennessee
2008 GP/GS: 16/0 (Playoffs 1/0) • Career GP/GS: 59/0 (Playoffs 2/0) • Wallingford, Pa.

PRO: Mark Jones was signed by the Titans as an unrestricted free agent in the offseason to serve as a dual return specialist and to provide depth at wide receiver. The 5-9, 185-pounder has appeared in 59 career games over five NFL seasons and has returned 156 career punts for 1,460 yards (9.4 avg.) and 58 career kickoffs for 1,405 yards (24.2 avg.). In 2008, he appeared in all 16 games for the Carolina Panthers and ranked seventh in the NFL with a 11.4-yard punt return average. Prior to arriving in Carolina, Jones spent three seasons with the Tampa Bay Buccaneers, appearing in 29 games. The University of Tennessee product was originally selected by Tampa Bay in the seventh round (206th overall) of the 2004 NFL Draft but was waived following training camp. Jones was claimed by the N.Y. Giants and served as the team's primary punt returner for 14 games as a rookie in 2004.

TITANS TIDBITS:

- Jones was a versatile player during his time at the University of Tennessee. He saw action on both offense and defense, as well as a return specialist on special teams. As a wide receiver, he collected 36 catches for 556 yards and five touchdowns. At safety, he tallied 116 tackles, four interceptions, 10 passes defended and two forced fumbles. Jones also returned 46 punts for 543 yards (11.8 avg.) and one score, and four kickoffs for 138 yards and an additional score.
- Jones is an avid golfer. He played the Stadium Course at the TPC Sawgrass and earned a card on the 17th hole island green.
- Jones would like to coach high school football and do work in the ministry following his playing career.

CAREER HIGHLIGHTS:

2008 (16/0, 1/0 - Carolina): Signed by Carolina as a free agent on Sept. 1 after spending training camp with the San Diego Chargers. Appeared in all 16 regular season games and one postseason contest primarily as a return specialist. Ranked seventh in the NFL in punt returns with an average of 11.4 yards per return. His 24.0-yard kickoff return average was the best by a Panthers

player since 2001. Set a career high with his 123 yards on seven punt returns including a career-high 55-yard return at Oakland (11/9). Also, set a career mark with his 59-yard kickoff return against the Raiders.

- Against Kansas City (10/5), saw action as a reserve wide receiver after D.J. Hackett left the game with a knee injury. Collected his first career reception on a 19-yard pass from quarterback Jake Delhomme in the first quarter. Contributed on special teams and averaged 13.6 yards on five punt returns with a long of 26 yards and two fair catches.
- At Oakland (11/9), set a new career high with 123 yards on seven punt returns, including a career-long 55 yard return. His performance ranks second in franchise history for punt return yards in one game. Set a new career-long with a 59-yard kickoff return.
- Against Arizona (1/10), played on special teams and returned five kickoffs for 151 yards including a 31-yard return on the divisional playoff game's opening kickoff to spark a Panthers' scoring drive.

2007 (6/0 - Tampa Bay): Signed with Tampa Bay prior to second game of season. Appeared in six games and returned 10 kickoffs for 286 yards (28.6 avg.) and 12 punts for 143 yards (11.9 avg.) Injured his knee against Detroit (10/21) and was placed on injured reserve Oct. 24.

- Against St. Louis (9/23), collected a then career-long 35-yard punt return.

2006 (7/0 - Tampa Bay): Waived by the Buccaneers Nov. 13, before being re-signed by the team on Dec. 5. Appeared in seven games as a punt return specialist and brought back 20 punts for 155 yards (7.8 avg.).

- Against Chicago (12/17), returned career-high seven punts.

2005 (16/0, 1/0 - Tampa Bay): Saw action in all 16 games and led NFL with 51 punt returns for 492 yards and 9.6 yards per return average. Posted the NFL's seventh-highest yards per return average.

- Against Washington (1/7), played in his first playoff game, returning four punts for 37 yards in a NFC Wild Card Playoff game.

2004 (14/0 - N.Y. Giants): Claimed off waivers by the Giants after spending training camp with

Front Office

Coaching Staff

M. JONES

Rookies

2008 Season

Records

History

Playoff History

Sidelines

VETERANS

Front Office

Coaching Staff

M. JONES

Rookies

2008 Season

Records

History

Playoff History

Sidelines

Tampa Bay and being released on Sept. 5. Appeared in 14 games as a rookie as returned 34 punts for 227 yards and two kickoffs for 37 yards. Missed the last two games of the season because of an injury.

- Against Chicago (11/7), posted a season-long 29-yard punt return to set up Giants' fourth-quarter touchdown.

COLLEGE:

- Spent four seasons (2000-03) at the University of Tennessee where he saw action as a wide receiver, safety and return specialist.
- Finished his career with 36 catches for 556 yards and five touchdowns. As a safety, tallied 116 tackles, four interceptions, 10 passes defended and two forced fumbles. Also returned 46 punts for 543 yards (11.8 avg.) and one score, and four kickoffs for 138 yards and additional score.
- As a senior, ranked third in nation, averaging 15.7 yards per punt return. Named SEC Special Teams Player of Week after Nov. 22 game against Vanderbilt when he recorded 216 all-purpose yards against Commodores, including

58-yard punt return for touchdown. He also posted a 51-yard interception return to set up another score.

- Caught school-record 90-yard touchdown pass against Georgia, Oct. 11, 2003.
- Returned a kickoff 82 yards for touchdown against Alabama, Oct. 26, 2002.
- Majored in psychology.

PERSONAL:

- Married to Kati and the couple splits time between Wallingford, Pa., and Nashville.
- In 1999, was named Pittsburgh Post-Gazette and USA Today Pennsylvania Player of Year as senior wide receiver and defensive back at Strath Haven High School (Wallingford, Pa.).
- Also lettered in track and was named all-state after he helped his team post 15-0 record.
- List of favorites: (movie) "Man on Fire"; (TV show) "Grey's Anatomy"; (music) Gospel; (food) chicken parmesan; (vacation spot) Hawaii; (video game) Call of Duty and (book) "Point Man" by Steve Farrar.
- Born Mark Jones on Nov. 3, 1980 in Wallingford, Pa.

M. JONES GAME-BY-GAME

2004 N.Y. Giants		KICKOFF RETURNS					PUNT RETURNS								
Date	Opp	W/L	P/S	No	Yds	Avg	Lg	TD	No	Yds	FC	Avg	Lg	TD	
Sept 12	@ Phi	L	p	0	0.0	0	0	0	1	8	1	8.0	8	0	
Sept 19	Was	W	p	0	0.0	0	0	0	2	22	0	11.0	15	0	
Sept 26	Cle	W	p	0	0.0	0	0	0	3	28	0	9.3	21	0	
Oct 3	@ GB	W	p	0	0.0	0	0	0	4	16	2	4.0	9	0	
Oct 10	@ Dal	W	p	0	0.0	0	0	0	2	4	1	2.0	5	0	
Oct 24	Det	L	p	0	0.0	0	0	0	1	9	2	9.0	9	0	
Oct 31	@ Min	W	p	1	20	20.0	20	0	3	15	0	5.0	7	0	
Nov 7	Chi	L	p	0	0.0	0	0	0	3	45	2	15.0	29	0	
Nov 14	@ Ari	L	p	0	0.0	0	0	0	4	17	0	4.3	11	0	
Nov 21	All	L	p	0	0.0	0	0	0	4	1	0	0.3	2	0	
Nov 28	Phi	L	p	1	17	17.0	17	0	3	16	1	5.3	7	0	
Dec 5	@ Was	L	p	0	0.0	0	0	0	2	24	0	12.0	24	0	
Dec 12	@ Bal	L	p	0	0.0	0	0	0	2	22	1	11.0	12	0	
Dec 18	Phi	L	p	0	0.0	0	0	0	0	0	0	0.0	0	0	
Dec 26	@ Cin	L	DNP												
Jan 2	Dal	W	IA												
Totals				6-10	140	2	37	18.5	20	34	227	11	6.7	29	0

2005 Tampa Bay Buccaneers		KICKOFF RETURNS					PUNT RETURNS								
Date	Opp	W/L	P/S	No	Yds	Avg	Lg	TD	No	Yds	FC	Avg	Lg	TD	
Sept 11	@ Min	W	p	0	0.0	0	0	0	3	27	0	9.0	14	0	
Sept 18	Buf	W	p	3	49	16.3	21	0	3	50	1	16.7	22	0	
Sept 25	@ GB	W	p	0	0.0	0	0	0	2	23	0	11.5	12	0	
Oct 2	Det	W	p	0	0.0	0	0	0	3	15	2	5.0	11	0	
Oct 9	@ NYJ	L	p	0	0.0	0	0	0	4	18	0	4.5	13	0	
Oct 16	Mil	W	p	0	0.0	0	0	0	3	20	2	6.7	9	0	
Oct 30	@ SF	L	p	2	46	23.0	24	0	5	29	4	5.8	12	0	
Nov 6	Car	L	p	0	0.0	0	0	0	3	45	2	15.0	18	0	
Nov 13	Was	W	p	0	0.0	0	0	0	1	4	1	4.0	4	0	
Nov 20	@ All	W	p	0	0.0	0	0	0	1	2	0	2.0	2	0	
Nov 27	Chi	L	p	0	0.0	0	0	0	6	67	1	11.2	20	0	
Dec 4	@ NO	W	p	0	0.0	0	0	0	3	36	1	12.0	16	0	
Dec 11	@ Car	W	p	0	0.0	0	0	0	3	49	0	16.3	31	0	
Dec 17	@ NE	L	p	0	0.0	0	0	0	3	28	3	9.3	15	0	
Dec 24	All	W	p	0	0.0	0	0	0	6	55	0	9.2	28	0	
Jan 1	NO	W	p	0	0.0	0	0	0	2	24	1	12.0	22	0	
Totals				11-5	160	5	95	19.0	24	51	492	18	9.6	31	0

2006 Tampa Bay Buccaneers		KICKOFF RETURNS					PUNT RETURNS							
Date	Opp	W/L	P/S	No	Yds	Avg	Lg	TD	No	Yds	FC	Avg	Lg	TD
Sept 10	Bal	L	p	0	0.0	0	0	0	5	47	0	9.4	18	0
Sept 17	@ All	L	p	0	0.0	0	0	0	1	10	0	10.0	10	0
Sept 24	Car	L	p	0	0.0	0	0	0	1	1	0	1.0	1	0
Oct 8	@ NO	L	p	0	0.0	0	0	0	6	51	2	8.5	13	0

Oct 15	Cin	W	IA												
Oct 22	Phi	W	IA												
Oct 29	@ NYG	L	IA												
Nov 5	NO	L	IA												
Nov 13	@ Car	L	RELEASED ON 11/13/06												
Dec 10	All	W	IA												
Dec 17	@ Chi	L	p	0	0.0	0	0	0	7	46	2	6.6	12	0	
Dec 24	@ Cle	W	p	0	0.0	0	0	0	0	0	0	0.0	0	0	
Dec 31	Sea	L	p	1	29	29.0	29	0	0	0	0	0.0	0	0	
Totals				4-12	70	1	29	29.0	29	20	155	4	7.8	18	0

2007 Tampa Bay Buccaneers		KICKOFF RETURNS					PUNT RETURNS									
Date	Opp	W/L	P/S	No	Yds	Avg	Lg	TD	No	Yds	FC	Avg	Lg	TD		
Sept 9	@ Sea	L	SIGNED AS FREE AGENT ON 9/12/07													
Sept 16	NO	W	p	1	36	36.0	36	0	3	25	1	8.3	16	0		
Sept 23	Sil	W	p	1	36	36.0	36	0	1	35	0	35.0	35	0		
Sept 30	@ Car	W	p	0	0.0	0	0	0	5	71	3	14.2	20	0		
Oct 7	@ Ind	L	p	5	137	27.4	32	0	0	0	1	0.0	0	0		
Oct 14	Ten	W	p	1	33	33.0	33	0	3	12	1	4.0	7	0		
Oct 21	@ Det	L	p	2	44	22.0	26	0	0	0	0	0.0	0	0		
Oct 28	Jax	L	PLACED ON INJURED RESERVE ON 10/24/07													
Totals				9-7	60	10	286	28.6	36	0	12	14.3	6	11.9	35	0

Playoffs														
Jan 6	NYG	L	INJURED RESERVE											
Totals				0-1	0	0	0	0	0	0	0	0.0	0	0

2008 Carolina Panthers		KICKOFF RETURNS					PUNT RETURNS									
Date	Opp	W/L	P/S	No	Yds	Avg	Lg	TD	No	Yds	FC	Avg	Lg	TD		
Sept 7	@ SD	W	p	0	0.0	0	0	0	2	16	1	8.0	10	0		
Sept 14	Chi	W	p	0	0.0	0	0	0	3	34	3	11.3	31	0		
Sept 21	@ Min	L	p	0	0.0	0	0	0	5	50	0	10.0	19	0		
Sept 28	All	W	p	0	0.0	0	0	0	2	5	1	2.5	5	0		
Oct 5	KC	W	p	0	0.0	0	0	0	5	68	2	13.6	26	0		
Oct 12	@ TB	L	p	4	85	21.3	28	0	1	9	1	9.0	9	0		
Oct 19	NO	W	p	2	48	24.0	26	0	2	26	3	13.0	24	0		
Oct 26	Ari	W	p	3	86	28.7	32	0	0	0	1	0.0	0	0		
Nov 9	@ Oak	W	p	1	59	59.0	59	0	7	123	2	17.6	55	0		
Nov 16	Det	W	p	4	80	20.0	26	0	1	2	2	2.0	2	0		
Nov 23	@ All	L	p	5	86	17.2	24	0	0	0	1	0.0	0	0		
Nov 30	@ GB	W	p	4	155	38.8	51	0	4	46	0	11.5	13	0		
Dec 8	TB	W	p	4	74	18.5	29	0	2	21	0	10.5	12	0		
Dec 14	Den	W	p	3	60	20.0	24	0	2	22	2	11.0	16	0		
Dec 21	@ NYG	L	p	5	113	22.6	27	0	2	18	1	9.0	13	0		
Dec 28	@ NO	W	p	5	112	22.4	27	0	1	3	0	3.0	3	0		
Totals				12-4	160	40	958	24.0	59	0	39	44.3	21	14.4	55	0

Playoffs															
Jan 10	Ari	L	p	5	151	30.2	39	0	1	9	2	9.0	9	0	
Totals				0-1	10	5	151	30.2	39	0	1	9	2	9.0	9

MARK JONES' NFL STATISTICS

RECEIVING											RUSHING				
Year	Team	GP	GS	No	Yds	Avg	Lg	TD	Att	Yds	Avg	Lg	TD		
2004	N.Y. Giants	14	0	0	0	0.0	0	0	0	0	0.0	0	0		
2005	Tampa Bay	16	0	0	0	0.0	0	0	0	0	0.0	0	0		
2006	Tampa Bay	7	0	0	0	0.0	0	0	0	0	0.0	0	0		
2007	Tampa Bay	6	0	0	0	0.0	0	0	0	0	0.0	0	0		
2008	Carolina	16	0	2	32	16.0	19	0	0	0	0.0	0	0		
NFL Totals		59	0	2	32	16.0	19	0	0	0	0.0	0	0		

PUNT RETURNS								KICKOFF RETURNS				
Year	Team	No	FC	Yds	Avg	Lg	TD	No	Yds	Avg	Lg	TD
2004	N.Y. Giants	34	11	227	6.7	29	0	2	37	18.5	20	0
2005	Tampa Bay	51	18	492	9.6	31	0	5	95	19.0	24	0
2006	Tampa Bay	20	4	155	7.8	18	0	1	29	29.0	29	0
2007	Tampa Bay	12	6	143	11.9	35	0	10	286	28.6	36	0
2008	Carolina	39	20	443	11.4	55	0	40	958	24.0	59	0
NFL Totals		156	59	1,460	9.4	55	0	58	1,405	24.2	59	0

RECEIVING											RUSHING				
Year	Team	GP	GS	No	Yds	Avg	Lg	TD	Att	Yds	Avg	Lg	TD		
2005	Tampa Bay	1	0	0	0	0.0	0	0	0	0	0.0	0	0		
2008	Carolina	1	0	0	0	0.0	0	0	0	0	0.0	0	0		
Playoff Totals		2	0	0	0	0.0	0	0	0	0	0.0	0	0		

PUNT RETURNS								KICKOFF RETURNS				
Year	Team	No	FC	Yds	Avg	Lg	TD	No	Yds	Avg	Lg	TD
2005	Tampa Bay	4	1	37	9.3	24	0	0	0	0.0	0	0
2008	Carolina	1	2	9	9.0	9	0	5	151	30.2	39	0
Playoff Totals		5	3	46	9.2	24	0	5	151	30.2	39	0

Single-Game Highs

Receptions - 1 (twice, last at Tampa Bay 10/12/08)
 Receiving Yards - 19 vs. Kansas City (10/5/08)
 Long Reception - 19 vs. Kansas City (10/5/08)
 Punt Returns - 7 (twice, last at Oakland 11/9/08)
 Punt Return Yards - 123 at Oakland (11/9/08)
 Long Punt Return - 55 at Oakland (11/9/08)
 Kickoff Returns - 5 (four times, last at New Orleans 12/28/08)
 Kickoff Return Yards - 155 at Green Bay (11/30/08)
 Long Kickoff Return - 59 at Oakland (11/9/08)

Playoff Single-Game Highs

Punt Returns - 4 vs. Washington (1/7/06)
 Punt Return Yards - 37 vs. Washington (1/7/06)
 Long Punt Return - 24 vs. Washington (1/7/06)
 Kickoff Returns - 5 vs. Arizona (1/10/09)
 Kickoff Return Yards - 151 vs. Arizona (1/10/09)
 Long Kickoff Return - 39 vs. Arizona (1/10/09)

Additional Career Statistics

Special Teams Tackles - 1 (2008)
 Special Teams Fumble Recoveries - 1 (2004), 1 (2005)



VETERANS

Front Office

Coaching Staff

KEARSE

Rookies

2008 Season

Records

History

Playoff History

Sidelines




Jevon
KEARSE

DEFENSIVE END



PRO BOWLS

6'4" • 265 lbs. • Born: 9.3.76 • Exp. (NFL/Titans): 11/7 • FA - 2008 • Florida
2008 GP/GS: 16/16 (Playoffs 1/1) • Career GP/GS: 127/118 (Playoffs 13/11) • Ft. Myers, Fla.



PRO: Jevon Kearse was re-signed by the Titans on March 6, 2008, re-uniting the three-time Pro Bowler with the club that drafted him in 1999. In his first season back in Tennessee in 2008, he was the only defensive lineman to start all 16 games and he collected 19 quarterback pressures, which ranked him third on the club, as well as 3.5 sacks. A veteran of 10 NFL seasons, Kearse spent the previous four seasons in Philadelphia after beginning his career with the Titans. Regarded as a pass-rushing phenom, he led his team in sacks in six of his first seven NFL seasons. The 6-foot-4, 265-pound defender, who earned the nickname "The Freak" during his playing days at the University of Florida, has played in 127 career games. His statistics include 492 tackles, 73 sacks, one interception and 32 forced fumbles. Including Kearse's original tenure with the Titans (1999-03), he has registered a total of 51 sacks, a figure that ranks sixth in team history. He won the Associated Press NFL Defensive Rookie of the Year Award in 1999 after setting a rookie record with 14.5 sacks. He also set a league record with 12 consecutive games with at least a half sack, a record that spanned from his rookie season into the 2000 campaign (10/31/99-9/10/00). With 26 sacks during his first two NFL seasons, he ranked third in league history behind only Reggie White (31) and Derrick Thomas (30). He became just the fourth player in NFL history to record double-digit sacks in each of his first three seasons, joining Anthony Smith, Reggie White and Derrick Thomas. He also earned Pro Bowl honors following the 1999, 2000 and 2001 seasons. Kearse signed in Philadelphia as an unrestricted free agent in 2004. In 45 regular season games with the Eagles, he totaled 133 tackles and 22 sacks. In his first season there, his arrival helped solidify the Eagles defense, and the team advanced to Super Bowl XXXIX. He led the Eagles with 7.5 sacks in both 2004 and 2005, but appeared in only two contests in 2006 as a result of a left knee injury. In 2007, he returned to play in 14 games with eight starts, but Philadelphia terminated his contract on Feb. 28, 2008. Kearse originally was selected by the Titans in the first round (16th overall) of the

1999 NFL Draft.

TITANS TIDBITS:

- The Jevon Kearse Foundation exists to promote positive outreach services to at-risk youth in Southwest Florida. Located in Fort Myers, they provide many services to the surrounding community such as Drug Prevention Programs, Youth Sports Programs and Educational Opportunities. One of the foundation's primary fundraisers is the annual Jevon Kearse Celebrity All-Pro Weekend, which includes a dinner and silent auction on Saturday evening followed by a celebrity softball game on Sunday.
- When Hurricane Charley trampled through South Florida in 2004, The Jevon Kearse Foundation helped distribute non-perishable food and personal hygiene items to almost 400 families.
- Kearse is an avid collector of remote control cars, boats and planes.
- Nicknamed "The Freak" by teammates while at the University of Florida for his combination of power, quickness and intensity, Kearse was clocked at 4.43 seconds in the 40-yard dash, posted a 40-inch vertical jump and possesses an 86-inch wingspan.
- Prior to every game, Kearse says a prayer for his younger brother, Rocky, who died before Jevon made it to the NFL. He paid homage to his younger sibling by tattooing his name inside of a cross on his left shoulder.
- During his career, he has worked with several global companies in various national advertising campaigns, including DirecTV, Sega, Reebok, Pepsi, Gillette and Campbell Soup.
- After two weeks of taking out the trash, peeling shrimp, bagging zucchini, cleaning dishes and serving as a prep cook, Kearse decided to quit his high school job at Red Lobster to pursue other career endeavors.
- Another of Kearse's hobbies is spending time on his fishing boat, a 41-foot Sea Ray complete with a sport fishing package.
- Kearse has two pet turtles, Moe and Joe.

CAREER HIGHLIGHTS:

2008 (16/16, 1/1 - Tennessee): Was the only

Titans defensive lineman to start all 16 games, while finishing third on the team with 19 quarterback pressures. Tied for the team lead in sacks four times in 2008 (at CIN, vs. HST, at JAX, at HST), led or tied for the team lead in quarterback pressures five times (vs. HST, at KC, vs. GB, at JAX, at HST) and tied for the team lead in passes defended twice (at KC, at HST).

- At Cincinnati (9/14), tallied three tackles and a half sack in the 24-7 road victory. Forced a fumble while teaming with Kyle Vanden Bosch to sack Carson Palmer for a seven-yard loss in the fourth quarter.
- Against Houston (9/21), notched five tackles, a sack and three quarterback pressures in the Titans' 31-12 victory. Teamed with David Thornton to halt Chris Taylor for a two-yard loss on a rush in the first quarter. Came off the edge and sacked Matt Schaub for a six-yard loss on a third-and-five play in the third quarter.
- Against Minnesota (9/28), collected four tackles, two quarterback pressures and a tackle for loss in the Titans' 30-17 victory. Stuffed Adrian Peterson for a three-yard loss on a goal-line rush in the fourth quarter.
- At Kansas City (10/19), posted three tackles and three quarterback pressures in the Titans' commanding 34-10 road victory over the Chiefs.
- At Jacksonville (11/16), posted four tackles, a sack and a team-best three quarterback pressures in the Titans' 24-14 come-from-behind victory. Came off the edge and dropped David Garrard for a two-yard sack on the Jaguars' opening drive of the second half.
- Against N.Y. Jets (11/23), tallied three solo tackles, a tackle for loss and a forced fumble. Caused a Leon Washington fumble that was recovered by Kevin Vickerson at the Titans' 21-yard line late in the first quarter.
- At Houston (12/14), posted four tackles, a sack, a forced fumble, a pass defended and three quarterback pressures. Caused the first turnover of the afternoon by sacking Matt Schaub and forcing a fumble that was recovered by Albert Haynesworth at the Texans' 32-yard line in the first quarter. Batted down a third-and-one pass intended for Owen Daniels in the opening quarter. Knocked down another pass intended for Daniels in the fourth quarter.
- Against Baltimore (1/10), posted two solo tackles, including a tackle for loss. Stuffed Le'Ron McClain for a two-yard loss on a rush up the middle in the second quarter.

2007 (14/8 – Philadelphia): In final season in Philadelphia, played in 14 games with eight starts and tallied 25 tackles, 3.5 sacks, one tackle for loss, two quarterback pressures, one pass defended and one fumble recovery. Inactive in two contests (Nov. 18 vs. Miami and Dec. 16 at Dallas).

- At Green Bay (9/9), in first game back since suffering knee injury in 2006, recorded half sack on Packers quarterback Brett Favre and recovered one fumble.

- Also notched sacks in 2007 against Giants quarterback Eli Manning (9/30), Jets quarterback Chad Pennington (10/14) and Vikings quarterback Brooks Bollinger (10/28).

2006 (2/2, 0/0 – Philadelphia): Started two games before suffering season-ending left ACL injury. Totaled five tackles and 3.5 sacks before being placed on injured reserve.

- Against N.Y. Giants (9/17), posted 2.5 sacks of Eli Manning and one forced fumble. It was his 15th career multi-sack game. However, in overtime, suffered season-ending left ACL injury.

2005 (15/15 – Philadelphia): Started 15 games and led Eagles in sacks (7.5) for second consecutive season. Named to The Sporting News' "Top 100 NFL Players" and Pro Football Weekly's "Top 50 NFL Players in the NFL Today."

- At N.Y. Giants (11/20), registered 2.5 sacks and pair of forced fumbles against Eli Manning.

2004 (14/14, 3/3 – Philadelphia): In first season in Philadelphia, helped team advance to Super Bowl XXXIX. Started 14 games and led squad in sacks (7.5) and hurries (21).

- In Eagles debut against N.Y. Giants (9/12), posted four tackles, two hurries and fumble recovery at Eagles one-yard line on third down, thwarting potential Giants scoring drive.

- Against Minnesota (9/20), registered career-high five hurries of Daunte Culpepper on his way to earning MNF "Co-Horse Trailer Player of the Game."

- At Detroit (9/26), exploded for first three sacks as an Eagle (Joey Harrington), tying career high. Also forced Harrington fumble on second sack.

FRANCHISE SACK LEADERS

Franchise all-time sack leaders:

Player	Years	Career Sacks*
1. Elvin Bethea	1968-83	105.0
2. Ray Childress	1985-95	74.5
3. Jesse Baker	1979-87	66.0
4. William Fuller	1986-93	59.0
5. Sean Jones	1988-93	57.5
6. Jevon Kearse	1999-03, 2008	51.0
7. Robert Brazile	1975-84	48.0
8. Ted Washington	1973-82	45.0
9. Kyle Vanden Bosch	2005-08	35.5
10. Curley Culp	1966-72	31.0

* Sacks did not become an official NFL statistic until 1982. Kearse is ranked higher (sixth) on the official list from the Elias Sports Bureau.

VETERANS

Front Office

Coaching Staff

KEARSE

Rookies

2008 Season

Records

History

Playoff History

Sidelines

- At New York Giants (11/28), posted first blocked punt of NFL career (Jeff Feagles), earning NFC Special Teams Player of the Week honors. It was Eagles' first blocked punt since Oct. 26, 2003.

2003 (14/14, 2/2 – Tennessee): Started 14 games and led Titans in sacks (9.5) for the fourth time, while helping defense rank first in NFL against the run.

- Against Tampa Bay (12/28), recorded first career interception by tipping a Brad Johnson pass and snagging it out of the air.

2002 (4/1, 2/0 – Tennessee): Played in four games with one start. Totaled two sacks and 11 tackles.

- Fractured fifth metatarsal in his left foot on second play from scrimmage in season opener against Eagles (9/8) and was inactive for next 12 games.

2001 (16/16 – Tennessee): Named to Pro Bowl for third consecutive season after posting 10 sacks, 64 tackles and five forced fumbles.

- Against Jacksonville (11/4), matched career highs with three sacks of Mark Brunell and two forced fumbles.

2000 (16/16, 1/1 – Tennessee): Started 16 games at left defensive end and led the team in sacks (11.5) for second consecutive year on his way to a second-straight Pro Bowl. Led team's defensive linemen with 84 tackles.

- Set career high with 14 tackles at Buffalo (9/3).
- Tied career highs with three sacks (Trent Dilfer) and two forced fumbles against Baltimore (11/12).

1999 (16/16, 4/4 – Tennessee): Led AFC and set NFL single-season rookie record with career-high 14.5 sacks. Also notched career highs in both tackles (85) and forced fumbles (10). Earned starting nod in Pro Bowl, becoming first rookie defensive end in AFC history to do so and first rookie defensive end overall to do so since Detroit's Al Baker in 1978.

- Named to numerous All-Pro teams, including AP, Pro Football Weekly and Dr. Z of Sports Illustrated. Named Defensive Rookie of the Year by AP, Football News, Football Digest and Pro Football Weekly/Pro Football Writers Association of America. Earned NFL Rookie of the Month honors in September, November and December 1999. Named NFL Pass Rusher of the Year by NFL Alumni and finished second to Tampa Bay's Warren Sapp in NFL Defensive Player of the Year voting.
- Against Cleveland (9/19), dropped Tim Couch for career-high three sacks, the first sacks of his career.
- At Cincinnati (11/14), recorded two sacks (Jeff Blake) and set career high with two forced fumbles.
- In regular season finale at Pittsburgh (1/2), forced Mike Tomczak fumble and returned it 14

yards for his first career touchdown.

- In AFC Wild Card game against Buffalo (1/8), sacked Rob Johnson twice, was credited for two forced fumbles and also recorded safety in playoff debut.
- In Super Bowl XXXIV against St. Louis (1/30/00), tallied four tackles and two passes defended.

COLLEGE:

- Began his career at Florida as a safety before making the move to outside linebacker where he became an All-America selection. Collected 145 tackles, 16.5 sacks, six forced fumbles, one interception, one fumble recovery and 19 pass deflections.
- As a junior in 1998, was a finalist for both the Butkus Award and the Chuck Bednarik college defensive player of the year award, in addition to being named a semifinalist for the Lombardi Award. A two-time All-SEC honoree, also earned SEC All-Freshman honors for the Gators 1996 squad that claimed the National Championship with a win in the Sugar Bowl over Florida State.
- Redshirted in 1995.
- Majored in sociology.

PERSONAL:

- Single, splits time between Nashville and Pompano Beach, Fla.
- Recorded 96 tackles, six interceptions, four blocked punts and caught 24 passes for 453 yards as senior at North Fort Myers (Fla.) High School. Named USA Today and SuperPrep All-America, All-State 5A, District MVP and Area Defensive Player of the Year at strong safety. Returned four kickoffs for touchdowns during high school career.
- Was National Honor Society member in high school.
- Participated in "NFL Players Week on Wheel of Fortune" during 2004 season. His earnings benefited Boys and Girls Club.
- Provides Reebok football uniforms to youth in Miami and sponsors flag football teams in Ft. Myers area.
- Through his foundation has put together "Back to School" program in Ft. Myers to provide book bags for children in area.
- Made acting debut in Disney Channel series "The Jersey."
- Is a cousin of Tampa Bay Buccaneers cornerback Philip Buchanon and former Florida defensive end Johnnie Church.
- Credits his uncles and his Pop Warner coaches for helping him to become the man he is today.
- Born Jevon Kearse on Sept. 3, 1976 in Ft. Myers, Fla.

KEARSE GAME-BY-GAME

1999 Tennessee Titans															
Date	Opp.	W/L	P/S	Tot	Solo	Asst	Sk	OBP	Int	Yds	PD	FF	FR	SpT	
Sept 12	@ Cin	W	S	7	6	1	0	0	0	0	1	0	0	0	
Sept 19	@ Cle	W	S	5	4	1	3.0	0	0	0	1	0	0	0	
Sept 26	@ Jax	W	S	9	6	3	0.0	1	0	0	0	1	0	0	
Oct 3	@ SF	L	S	6	4	2	0.0	1	0	0	0	0	0	0	
Oct 10	@ Bal	W	S	6	2	4	0.0	2	0	0	0	0	0	0	
Oct 17	@ NO	W	S	4	2	2	0.0	2	0	0	1	0	0	0	
Oct 31	@ STL	W	S	5	5	0	1.0	2	0	0	0	1	0	0	
Nov 7	@ Mia	L	S	8	5	3	0.5	2	0	0	1	1	0	0	
Nov 14	@ Cin	W	S	5	3	2	2.0	0	0	0	2	2	0	0	
Nov 21	@ Pit	W	S	3	2	1	1.0	1	0	0	0	0	0	0	
Nov 28	@ Cle	W	S	6	4	2	1.0	2	0	0	0	1	0	0	
Dec 5	@ Bal	L	S	6	4	2	1.0	2	0	0	1	1	0	0	
Dec 9	@ Oak	W	S	6	6	0	2.0	0	0	0	0	1	0	0	
Dec 19	@ All	W	S	4	3	1	1.0	1	0	0	0	0	0	0	
Dec 26	@ Jax	W	S	3	1	2	1.0	2	0	0	0	0	0	0	
Jan 2	@ Pit	W	S	2	2	0	1.0	0	0	0	0	1	1	0	
Totals				13-3	16/16	85	59	26	14.5	18	0	6	10	1	0
Playoffs															
Jan 8	@ Buf	W	S	4	4	0	2.0	0	0	0	1	2	0	0	0
Jan 16	@ Ind	W	S	3	1	2	0.0	0	0	0	2	0	0	0	0
Jan 23	@ Jax	W	S	2	1	1	0.0	0	0	0	0	0	1	0	0
Jan 30	@ STL	L	S	4	4	0	0.0	0	0	0	2	0	0	0	0
Totals				13-3	4/4	13	10	3	2.0	2	0	5	2	1	0
2000 Tennessee Titans															
Date	Opp.	W/L	P/S	Tot	Solo	Asst	Sk	OBP	Int	Yds	PD	FF	FR	SpT	
Sept 3	@ Buf	L	S	14	12	2	0.5	1	0	0	0	0	0	0	
Sept 10	@ KC	W	S	2	1	1	1.0	0	0	0	0	0	0	0	
Sept 24	@ Pit	W	S	8	5	3	0.0	0	0	0	0	0	0	0	
Oct 1	@ NYG	W	S	1	1	0	0.0	0	0	0	1	0	0	0	
Oct 8	@ Cin	W	S	3	1	2	0.0	1	0	0	1	0	0	0	
Oct 16	@ Jax	W	S	3	2	1	0.5	1	0	0	0	0	0	0	
Oct 22	@ Bal	W	S	5	2	3	1.0	2	0	0	0	1	0	0	
Oct 30	@ Was	W	S	6	3	3	0.0	2	0	0	0	0	0	0	
Nov 5	@ Pit	W	S	2	1	1	0.0	2	0	0	0	0	0	0	
Nov 12	@ Bal	L	S	8	6	2	3.0	1	0	0	0	0	0	0	
Nov 19	@ Cle	L	S	5	3	2	1.0	1	0	0	2	0	0	0	
Nov 26	@ Phi	W	S	9	4	5	1.0	1	0	0	0	0	0	0	
Dec 3	@ Phi	W	S	9	4	5	1.0	1	0	0	0	0	0	0	
Dec 10	@ Cin	W	S	3	2	1	1.5	2	0	0	0	0	0	0	
Dec 17	@ Cle	W	S	4	2	2	1.0	0	0	0	1	1	0	0	
Dec 25	@ Dal	W	S	6	4	2	1.0	1	0	0	0	0	0	0	
Totals				13-3	16/16	84	53	31	11.5	19	0	6	4	0	0
Playoffs															
Jan 7	@ Bal	L	S	2	2	0	0.0	0	0	0	0	0	0	0	0
Totals				0-1	1/1	2	2	0	0.0	0	0	0	0	0	0
2001 Tennessee Titans															
Date	Opp.	W/L	P/S	Tot	Solo	Asst	Sk	OBP	Int	Yds	PD	FF	FR	SpT	
Sept 9	@ Mia	L	S	5	3	2	0.0	1	0	0	0	0	0	0	
Sept 23	@ Jax	L	S	6	5	1	2.0	1	0	0	0	1	0	0	
Oct 7	@ Bal	L	S	2	1	1	0.0	4	0	0	0	1	0	0	
Oct 14	@ TB	W	S	4	2	2	0.0	4	0	0	0	0	0	0	
Oct 21	@ Det	W	S	3	2	1	1.0	1	0	0	0	0	0	0	
Oct 29	@ Pit	L	S	6	3	3	0.0	1	0	0	0	0	0	0	
Nov 4	@ Jax	W	S	4	3	1	3.0	3	0	0	2	0	0	0	
Nov 12	@ Bal	L	S	4	3	1	2.0	2	0	0	0	0	0	0	
Nov 18	@ Cin	W	S	3	3	0	1.0	1	0	0	0	0	0	0	
Nov 25	@ Pit	L	S	3	2	1	0.0	1	0	0	0	0	0	0	
Dec 2	@ Cle	W	S	3	1	2	0.0	3	0	0	0	0	0	0	
Dec 9	@ Min	L	S	6	3	3	0.0	1	0	0	0	0	0	0	
Dec 16	@ GB	W	S	5	4	1	1.0	3	0	0	1	1	0	0	
Dec 22	@ Oak	W	S	3	0	3	0.0	0	0	0	0	0	0	0	
Dec 30	@ Cle	L	S	1	0	1	0.0	0	0	0	0	0	0	0	
Jan 6	@ Cin	L	S	6	4	2	0.0	1	0	0	1	1	0	0	
Totals				7-9	16/16	64	39	25	10.0	27	0	3	5	0	0
2002 Tennessee Titans															
Date	Opp.	W/L	P/S	Tot	Solo	Asst	Sk	OBP	Int	Yds	PD	FF	FR	SpT	
Sept 8	@ Phi	W	S	0	0	0	0.0	0	0	0	0	0	0	0	
Dec 16	@ NE	W	P	2	0	2	0.0	1	0	0	0	0	0	0	
Dec 22	@ Jax	W	P	6	4	2	2.0	1	0	0	0	0	0	0	
Dec 29	@ Hou	W	P	3	2	1	0.0	2	0	0	0	0	0	0	
Totals				11-5	4/11	11	6	5	2.0	4	0	0	0	0	0
Playoffs															
Jan 11	@ Pit	W	P	2	1	1	0.0	0	0	0	0	0	0	0	0
Jan 19	@ Oak	L	P	1	1	0	0.0	1	0	0	0	0	0	0	0
Totals				1-1	2/0	3	2	1	0.0	1	0	0	0	0	0
* Was inactive (left foot) for 12 games from Sept. 15 - Dec. 8															

2003 Tennessee Titans																
Date	Opp.	W/L	P/S	Tot	Solo	Asst	Sk	OBP	Int	Yds	PD	FF	FR	SpT		
Sept 7	@ Oak	W	S	3	3	0	1.0	1	0	0	0	0	0	0		
Sept 14	@ Ind	L	S	10	5	5	0.5	2	0	0	0	0	0	0		
Sept 21	@ NO	W	S	3	2	1	0.0	1	0	0	0	0	0	0		
Sept 28	@ Pit	W	S	6	4	2	1.0	2	0	0	0	0	0	0		
Oct 5	@ NE	L	S	4	3	1	2.0	0	0	0	0	0	1	0		
Oct 12	@ Hou	W	S	2	1	1	1.0	4	0	0	0	0	0	0		
Oct 19	@ Car	W	S	6	4	2	1.0	2	0	0	0	0	1	0		
Oct 26	@ Jax	W	S	4	2	2	1.0	1	0	0	0	1	1	0		
Nov 9	@ Mia	W	S	9	6	3	2.0	1	0	0	0	1	1	0		
Nov 16	@ Jax	W	S	1	1	0	0.0	0	0	0	0	0	0	0		
Nov 23	@ All	W	IA													
Dec 1	@ NYJ	L	IA													
Dec 7	@ Ind	L	S	3	0	3	0.0	1	0	0	0	0	0	0		
Dec 14	@ Buf	W	S	7	2	5	0.0	2	0	0	0	0	0	0		
Dec 21	@ Hou	W	S	4	3	1	0.0	0	0	0	0	0	0	0		
Dec 28	@ TB	W	S	5	4	1	0.0	2	1	0	1	0	0	0		
Totals				12-4	14/14	67	40	27	9.5	19	1	0	1	4	0	
Playoffs																
Jan 3	@ Bal	W	S	3	2	1	0.0	0	0	0	0	0	0	0	0	
Jan 10	@ NE	L	S	5	3	2	0.0	0	0	0	0	0	0	0	0	
Totals				1-1	2/2	8	5	3	0.0	0	0	0	0	0	0	
2004 Philadelphia Eagles																
Date	Opp.	W/L	P/S	Tot	Solo	Asst	Sk	OBP	Int	Yds	PD	FF	FR	SpT		
Sept 12	@ NYG	W	S	4	2	2	0.0	2	0	0	0	0	0	1	0	
Sept 20	@ Min	W	S	3	2	1	0.0	5	0	0	0	0	0	0	0	
Sept 26	@ Det	W	S	5	4	1	3.0	2	0	0	0	0	1	0	0	
Oct 3	@ Chi	W	S	3	1	2	0.0	1	0	0	0	0	0	0	0	
Oct 17	@ Car	W	S	1	1	0	0.0	3	0	0	1	0	0	0	0	
Oct 24	@ Cle	W	S	5	3	2	1.0	1	0	0	0	0	0	0	0	
Oct 31	@ Bal	W	S	3	3	0	2.0	0	0	0	0	0	1	0	0	
Nov 7	@ Pit	L	S	1	0	1	0.0	1	0	0	0	0	0	0	0	
Nov 15	@ Dal	W	S	2	1	1	0.0	0	0	0	2	0	0	0	0	
Nov 21	@ Was	W	S	5	2	3	1.0	1	0	0	0	0	0	0	0	
Nov 28	@ NYG	W	S	1	1	0	0.5	0	0	0	1	0	0	0	0	
Dec 5	@ GB	W	S	0	0	0	0.0	0	0	0	0	0	0	0	0	
Dec 12	@ Was	W	S	8	4	4	0.0	3	0	0	1	0	0	0	0	
Dec 19	@ Dal	W	S	2	0	2	0.0	1	0	0	1	0	0	0	0	
Dec 27	@ STL	L	DNP													
Jan 2	@ Cin	L	DNP													
Totals				13-3	14/14	43	24	19	7.5	21	0	0	6	2	1	0
Playoffs																
Jan 16	@ Min	W	S	5	1	4	1.0	0	0	0	3	0	0	0	0	
Jan 23	@ All	W	S	2	2	0	1.0	0	0	0	0	0	0	0	0	
Feb 6	@ NE	L	S	2	1	1	0.0	0	0	0	0	0	0	0	0	
Totals				2-1	3/3	9	4	5	2.0	0	0	0	3	0	0	0
2005 Philadelphia Eagles																
Date	Opp.	W/L	P/S	Tot	Solo	Asst	Sk	OBP	Int	Yds	PD	FF	FR	SpT		
Sept 12	@ All	L	S	4	2	2	0.0	0	0	0	0	0	0	0	0	
Sept 18	@ SF	W	S	5	5	0	0.0	3	0	0	0	0	0	0	0	
Sept 25	@ Oak	W	S	3	0	3	0.0	2	0	0	0	0	0	0	0	
Oct 2	@ KC	W	S	2	2	0	1.0	0	0	0	1	1	0	0	0	

VETERANS

Front Office

Coaching Staff

KEARSE

Rookies

2008 Season

Records

History

Playoff History

Sidelines

KEARSE GAME-BY-GAME

2007 Philadelphia Eagles														2008 Tennessee Titans																
Date	Opp.	W/L	P/S	Tot	Solo	Asst	Sk	OBP	Int	Yds	PD	FF	FR	SpT	Date	Opp.	W/L	P/S	Tot	Solo	Asst	Sk	OBP	Int	Yds	PD	FF	FR	SpT	
Sept 9	@ GB	L	S	3	1	2	0.5	1	0	0	0	0	1	0	Sept 7	Jax	W	S	2	2	0	0.0	0	0	0	0	0	0	0	0
Sept 17	Was	L	S	5	2	3	0.0	0	0	0	0	0	0	0	Sept 14	@ Cin	W	S	3	1	2	0.5	0	0	0	0	0	1	0	0
Sept 23	Det	W	S	1	0	1	0.0	1	0	0	0	0	0	0	Sept 21	Hou	W	S	5	3	2	1.0	3	0	0	0	0	0	0	0
Sept 30	@ NYG	L	S	4	3	1	1.0	0	0	0	0	0	0	0	Sept 28	Min	W	S	4	2	2	0.0	2	0	0	0	0	0	0	0
Oct 14	@ NYJ	W	S	6	2	4	1.0	0	0	0	0	0	0	0	Oct 5	@ Bal	W	S	3	2	1	0.0	1	0	0	0	0	0	0	0
Oct 21	Chi	L	S	3	0	3	0.0	0	0	1	0	0	0	0	Oct 19	@ KC	W	S	3	2	1	0.0	3	0	1	0	0	0	0	0
Oct 28	@ Min	W	S	2	1	1	1.0	0	0	0	0	0	0	0	Oct 27	Ind	W	S	3	3	0	0.0	1	0	0	0	0	0	0	0
Nov 4	Dal	L	S	0	0	0	0.0	0	0	0	0	0	0	0	Nov 2	GB	W	S	5	4	1	0.0	1	0	0	0	0	0	0	0
Nov 11	@ Was	W	P	1	0	1	0.0	0	0	0	0	0	0	0	Nov 9	@ Chi	W	S	0	0	0	0.0	0	0	0	0	0	0	0	0
Nov 18	Mia	W	IA											Nov 16	@ Jax	W	S	4	3	1	1.0	3	0	0	0	0	0	0	0	
Nov 25	@ NE	L	P	0	0	0	0.0	0	0	0	0	0	0	0	Nov 23	NYJ	L	S	3	3	0	0.0	0	0	0	0	1	0	0	
Dec 2	Sea	L	P	0	0	0	0.0	0	0	0	0	0	0	0	Nov 27	@ Det	W	S	3	0	0	0.0	0	0	0	1	0	0	0	
Dec 9	NYG	L	P	0	0	0	0.0	0	0	0	0	0	0	0	Dec 7	Cle	W	S	4	2	2	0.0	1	0	0	1	0	0	0	
Dec 16	@ Dal	W	IA											Dec 14	@ Hou	L	S	4	4	0	1.0	3	0	0	1	1	0	0		
Dec 23	@ NO	W	P	0	0	0	0.0	0	0	0	0	0	0	0	Dec 21	Pit	W	S	2	1	1	0.0	1	0	0	0	0	0		
Dec 30	Buf	W	P	0	0	0	0.0	0	0	0	0	0	0	0	Dec 28	@ Ind	L	S	0	1	0	0.0	0	0	0	0	0	0	0	
Totals	8-8	14/18		25	9	16	3.5	2	0	0	1	0	1	0	Totals	13-3	16/16		48	35	13	3.5	19	0	0	4	3	0	0	
														Playoffs																
														Jan 10 Bal L S 2 2 0 0.0 NA 0 0 0 0 0 0 0																
														Totals 0-1 1/1 2 2 0 0.0 NA 0 0 0 0 0 0 0																

JEVON KEARSE'S NFL STATISTICS

Year	Team	TACKLES						INTERCEPTIONS					FUMBLES				
		GP	GS	Tot	Solo	Asst	Sk	Yds	No	Yds	Lg	TD	PD	FF	FR	Yds	SpT
1999	Tennessee	16	16	85	59	26	14.5	66.5	0	0	0	0	6	10	1	14	0
2000	Tennessee	16	16	84	53	31	11.5	55.5	0	0	0	0	6	4	0	0	0
2001	Tennessee	16	16	64	39	25	10.0	65.0	0	0	0	0	3	5	0	0	0
2002	Tennessee	4	1	11	6	5	2.0	6.0	0	0	0	0	0	0	0	0	0
2003	Tennessee	14	14	67	40	27	9.5	55.5	1	0	0	0	1	4	0	0	0
2004	Philadelphia	14	14	43	24	19	7.5	28.5	0	0	0	0	6	2	1	0	0
2005	Philadelphia	15	15	60	39	21	7.5	25.0	0	0	0	0	6	3	0	0	0
2006	Philadelphia	2	2	5	4	1	3.5	30.5	0	0	0	0	0	1	0	0	0
2007	Philadelphia	14	8	25	9	16	3.5	16.0	0	0	0	0	1	0	1	0	0
2008	Tennessee	16	16	48	35	13	3.5	13.5	0	0	0	0	4	3	0	0	0
NFL Totals		127	118	492	308	184	73.0	362.0	1	0	0	0	33	32	3	14	0

Year	Team	TACKLES						INTERCEPTIONS					FUMBLES				
		GP	GS	Tot	Solo	Asst	Sk	Yds	No	Yds	Lg	TD	PD	FF	FR	Yds	SpT
1999	Tennessee	4	4	13	10	3	2.0	17.0	0	0	0	0	5	2	1	0	0
2000	Tennessee	1	1	2	0	2	0.0	0.0	0	0	0	0	0	0	0	0	0
2002	Tennessee	2	0	3	2	1	0.0	0.0	0	0	0	0	0	0	0	0	0
2003	Tennessee	2	2	8	5	3	0.0	0.0	0	0	0	0	0	0	0	0	0
2004	Philadelphia	3	3	9	4	5	2.0	25.0	0	0	0	0	3	0	0	0	0
2006	Philadelphia	0	0	0	0	0	0.0	0.0	0	0	0	0	0	0	0	0	0
2008	Tennessee	1	1	2	2	0	0.0	0.0	0	0	0	0	0	0	0	0	0
Playoff Totals		13	11	37	23	14	4.0	42.0	0	0	0	0	8	2	1	0	0

Single-Game Highs

Tackles – 14 at Buffalo (9/3/00)
 Sacks – 3.0 (four times, last at Detroit 9/26/04)
 Forced Fumbles – 2 (four times, last at NYG 11/20/05)

Additional Career Statistics

Touchdowns – 1 at Pittsburgh (1/2/00)
 Blocked Punt – 1 at N.Y. Giants (11/28/04)
 Interceptions – 1 vs. Tampa Bay (12/28/03)

Playoff Single-Game Highs

Tackles - 5 (twice, last vs. Minnesota 1/16/05)
 Sacks - 2 vs. Buffalo (1/8/00)

59


**Stanford
KEGLÄR**

LINEBACKER

6'2" • 240 lbs • Born: 7.4.85 • Exp. (NFL/Titans): 2/2 • D4c-2008 • Purdue
2008 GP/GS: 13/0 (Playoffs 1/0) • Career GP/GS: 13/0 (Playoffs 1/0) • Indianapolis, Ind.

PRO: Stanford Keglär gained valuable experience in his rookie season as a special teams contributor and reserve linebacker. The former Purdue Boilermaker now takes the next step in solidifying his role on the team. His chiseled frame and outstanding foot speed give him the chance to develop as a quality outside linebacker in the defense's 4-3 scheme. He played in a total of 13 games in 2008, posting five tackles on defense and 10 stops on special teams, which tied for fifth on the team. Keglär was selected by the Titans in the fourth round (134th overall) of the 2008 NFL Draft.

TITANS TIDBITS:

- Keglär is a classically-trained pianist. His mother, Robbia, made each of her five children take piano lessons when they were young. Keglär played in front of his church and competed in a state competition when he was 12 and 13, winning a first place ribbon for his efforts.
- Keglär enjoyed an impressive showing at the 2008 NFL Combine, finishing first in five out of the seven agility tests the outside linebackers were put through in Indianapolis. He prepared for the event under the guidance of former Cincinnati Bengals first-round pick David Pollack.
- Keglär was an accomplished swimmer in high school. He set the school record in the 100 butterfly and the 200 medley relay and was the sectional winner in the 50 freestyle as a junior.

CAREER HIGHLIGHTS:

- 2008 (13/0, 1/0):** Appeared in 13 games as rookie and contributed five tackles as reserve linebacker and an additional 10 special teams tackles, which tied for fifth on squad. Inactive for three games (9/7 vs. Jacksonville, 9/14 at Cincinnati and 9/28 vs. Minnesota).
- Against Houston (9/21), made NFL debut on special teams coverage units in 31-12 victory.
 - At Baltimore (10/5), collected first career NFL special teams tackle in comeback victory.
 - At Kansas City (10/19), tied for team lead with season-high three special teams tackles.
 - At Indianapolis (12/28), saw action in a reserve

role at linebacker and notched five tackles (3 solo). Collected a solo special teams stop on coverage units.

COLLEGE:

- Started 41 of 50 games he played in at Purdue, recording 250 tackles, 1.5 sacks, 13 stops for loss, two fumble recoveries, two forced fumbles, three interceptions and 12 passes defended during four-year career.
- As senior (2007), named a defensive captain and started all 13 games at weak-side outside linebacker for the Boilermakers, finishing fourth on the team with 70 tackles with four stops for losses and three passes defended. Had at least five tackles in eight contests.
- As junior (2006), appeared in all 14 games, including 10 starts and had 69 tackles, including two stops for loss. Registered five pass breakups, one interception, one forced fumble and one fumble recovery.
- As sophomore (2005), appeared in 10 games with six starts and ranked fourth on team with 50 tackles, including three stops for a loss and a sack. Collected a pass breakup, an interception and a fumble recovery.
- As redshirt freshman (2004), started all 12 games and ranked fourth on team with 61 tackles, including four stops for loss and a half a sack. Tallied three pass breakups, an interception and a forced fumble.
- As freshman (2003), appeared in one game against Arizona, playing on special teams before sustaining high right ankle sprain. Was redshirted for the remainder of the 2003 season.
- Graduated with a degree in sociology in May 2008.

PERSONAL:

- Single, splits time between Nashville and Indianapolis, Ind.
- Attended Pike (Indianapolis, Ind.) High School, playing linebacker and running back. Earned honorable mention All-State, first-team All-County and first-team All-Conference selection as a senior. In his final season, recorded 83 tackles, including five sacks, with

Front Office

Coaching Staff

KEGLÄR

Rookies

2008 Season

Records

History

Playoff History

Sidelines

VETERANS

Front Office

Coaching Staff

KEGLAR

Rookies

2008 Season

Records

History

Playoff History

Sidelines

two forced fumbles, two fumble recoveries and one interception. On offense, he rushed for 717 yards on 82 carries (8.7 avg.) with five touchdowns, adding a 20-yard touchdown catch as the team won the conference championship.

- Rated the eighth-best player in Indiana and the 26th-ranked outside linebacker nationally by Rivals.com. Also rated the 51st-best player in the Midwest by Super Prep.
- Was an avid four-year swimmer in high school, participating in the 100 butterfly, 50 freestyle, 200 medley relay, 200 freestyle relay. Set the school record in the 100 butterfly and the 200 medley relay. Was the sectional winner in the 50 freestyle as a senior.
- Participated in track and field, throwing shot put and discus, while running on 4x100 relay team. Placed third in the state finals in the discus in 2002.
- His father, Shelvy, played basketball at Arkansas State and his uncle, Robert Lee Stewart, played football at Oklahoma in the mid-1970s. His brother, Shelvy Jr., ran track at Arkansas State.
- Enjoys playing pool, watching movies and listening to music in his free time.
- List of favorites: (movies) "Apocalypto," "Menace II Society" and "300"; (TV Shows) "Family Guy," "Moment of Truth," "UFC" and "Everybody Loves Raymond"; (actors) Denzel Washington and Will Smith; (school subject) Earth Space Science; (car) GMC Denali; (book) "Brave New World" by Aldous Huxley; (video games) "Mario Kart" and "Tekken"; (food) chicken parmesan; (sports heroes) Michael Jordan and Terrell Davis; (pro sports team) Indiana Pacers.

- Born Stanford Sherock Keglra on July 4, 1985 in Indianapolis, Ind.



KEGLAR GAME-BY-GAME

2008 Tennessee Titans														
Date	Opp	W/L	P/S	Tot	Solo	Sk	QBP	TFL	Int	Yds	PD	FF	FR	SpT
Sept 7	Jax	W	IA											
Sept 14	@ Cin	W	IA											
Sept 21	Hou	W	p	0	0	0.0	0	0	0	0	0	0	0	0
Sept 28	Min	W	IA											
Oct 5	@ Bal	W	p	0	0	0.0	0	0	0	0	0	0	0	1
Oct 19	@ KC	W	p	0	0	0.0	0	0	0	0	0	0	0	3
Oct 27	Ind	W	p	0	0	0.0	0	0	0	0	0	0	0	1
Nov 2	GB	W	p	0	0	0.0	0	0	0	0	0	0	0	1
Nov 9	@ Chi	W	p	0	0	0.0	0	0	0	0	0	0	0	1
Nov 16	@ Jax	W	p	0	0	0.0	0	0	0	0	0	0	0	0
Nov 23	NYJ	L	p	0	0	0.0	0	0	0	0	0	0	0	1
Nov 27	@ Det	W	p	0	0	0.0	0	0	0	0	0	0	0	0
Dec 7	Cle	W	p	0	0	0.0	0	0	0	0	0	0	0	1
Dec 14	@ Hou	L	p	0	0	0.0	0	0	0	0	0	0	0	0
Dec 21	Pit	W	p	0	0	0.0	0	0	0	0	0	0	0	0
Dec 28	@ Ind	L	p	5	3	0.0	0	0	0	0	0	0	0	1
Totals				13	3	130	5	3	0.0	0	0	0	0	10
Playoffs														
Jan 10	Bal	L	p	0	0	0.0	NA	0	0	0	0	0	0	0
Totals				0	1	10	0	0	0.0	NA	0	0	0	0

STANFORD KEGLAR'S NFL STATISTICS

Year	Team	TACKLES							INTERCEPTIONS					FUMBLES			
		GP	GS	Tot	Solo	Asst	Sk	Yds	No	Yds	Lg	TD	PD	FF	FR	Yds	SpT
2008	Tennessee	13	0	5	3	2	0.0	0.0	0	0	0	0	0	0	0	0	10
NFL Totals		13	0	5	3	2	0.0	0.0	0	0	0	0	0	0	0	10	

Year	Team	TACKLES							INTERCEPTIONS					FUMBLES			
		GP	GS	Tot	Solo	Asst	Sk	Yds	No	Yds	Lg	TD	PD	FF	FR	Yds	SpT
2008	Tennessee	1	0	0	0	0	0.0	0.0	0	0	0	0	0	0	0	0	0
Playoff Totals		1	0	0	0	0	0.0	0.0	0	0	0	0	0	0	0	0	

Single-Game Highs

Tackles - 5 at Indianapolis (12/28/08)
Special Teams Tackles - 3 at Kansas City (10/19/08)

60



Cory
LEKKERKERKER



OFFENSIVE TACKLE

6'7" • 310 lbs. • Born: 7.25.81 • Exp. (NFL/Titans): 4/1 • FA - 2009 • California-Davis
2008 GP/GS: 0/0 (Playoffs 0/0) • Career GP/GS: 26/2 (Playoffs 0/0) • Chino, Calif.

PRO: Cory Lekkerkerker was signed by the Titans on June 23, 2009 to add depth at the tackle position. A veteran of three previous NFL seasons, the towering offensive lineman played in 26 total games with two starts prior to his arrival in Tennessee. He spent his first two seasons with the San Diego Chargers, totaling 15 appearances. After being released by the Chargers on Sept. 1, 2007, he signed with the Miami Dolphins on Sept. 2, 2007. He played in 11 games with the Dolphins, including two starts, before signing with the Dallas Cowboys as a free agent on May 14, 2008. He was released by the Cowboys on Aug. 31. Lekkerkerker originally signed with the Chargers as a rookie free agent on April 29, 2005.

TITANS TIDBITS:

- Lekkerkerker (pronounced LEK-er-ker-ker) is a Dutch name. Both sets of his grandparents came to the United States around the same time as dairy farmers and were acquainted prior to his parents' courtship.
- His brother, Brad, also was an offensive lineman at California-Davis. Brad spent time with the Houston Texans and Oakland Raiders from 2004-06

CAREER HIGHLIGHTS:

- **2008 (0/0):** Signed with the Dallas Cowboys as a free agent on May 14 and was released on Aug. 31 at the conclusion of the preseason.
- **2007 (11/2 - Miami):** Released by San Diego on Sept. 1 and signed by Miami on Sept. 2. Played in 11 games with two starts at left guard for the Dolphins.
 - Made first career start at Buffalo (12/9) at left guard.
 - A gainst Baltimore (12/16), earned second start in the Dolphins' first and only win of season (22-16 in overtime).
- **2006 (15/0 - San Diego):** Saw action in 15 games along the offensive line.
 - In season opener at Oakland (9/11), lined up at tight end in goal-line formation on fourth-and-goal one-yard touchdown run by LaDainian Tomlinson.
 - A gainst Tennessee (9/17), played at left tackle, providing key blocks for 73-yard Michael Turner run and 14-yard touchdown run by quarterback Charlie Whitehurst.
 - At San Francisco (10/15), took over for Shane Olivea in second quarter after Olivea suffered

- knee injury.
- Played mainly on special teams and goal-line situations the rest of season and was inactive in playoff game.
- **2005 (0/0 - San Diego):** Released by Chargers on Sept. 3 and then signed to their practice squad on Sept. 5. Spent first eight weeks of rookie season on the practice squad before being promoted to 53-man roster on Nov. 5. Dressed but did not play in Week 9 after being moved to active roster. Was inactive for the rest of the season.

COLLEGE:

- Named first-team All-Great West Conference at California-Davis in 2004.
- Eamed team's Jim Ferrier Award in 2003 as the outstanding transfer of the year.
- Started every game in 2003 and 2004 after redshirting in 2002.
- Played two years at Chaffey College and eamed second-team All-Foothill Conference in 2001.
- Eamed a degree in economics from California-Davis.

PERSONAL:

- Splits time between Nashville and Chino, Calif.
- Played tackle at Damien (La Verne, Calif.) High School. As senior, named first-team All-Sierra Foothill League.
- Played in high school and college with his older brother, Brad, who went on to spend time with the Houston Texans and Oakland Raiders.
- List of favorites: (movie) "Tommy Boy"; (TV show) "Family Guy"; (actor) Will Ferrell; (music group) Lynyrd Skynyrd; (sports hero) Tony Boselli; (school subject) history; (car) 1954 Chevy; (vacation getaway) home; and (food) steak.
- Born Corry Andrew Lekkerkerker in Upland, Calif., on July 25, 1981.

LEKKERKERKER'S NFL STATISTICS

Year	Team	GP	GS
2005	San Diego	0	0
2006	San Diego	15	0
2007	Miami	11	2
NFL Totals		26	2



PLAYOFFS

Year	Team	GP	GS
2006	San Diego	0	0
Playoff Totals		0	0

Front Office

Coaching Staff

LEKKERKERKER

Rookies

2008 Season

Records

History

Playoff History

Sidelines



Rafael LITTLE



RUNNING BACK

5'9" • 195 lbs • Born: 9.23.86 • Exp. (NFL/Titans): 2/2 • FA-2008 • Kentucky
 2008 GP/GS: 0/0 (Playoffs 0/0) • Career GP/GS: 0/0 (Playoffs 0/0) • Anderson, S.C.

PRO: Although he has been a member of the Tennessee Titans for one season, Rafael Little will receive his first opportunity for playing time in 2009. The instinctive, fleet-of-foot running back spent his rookie year on the Reserve/Non-Football Injury list because of a left knee injury he experienced at the Senior Bowl in January 2008. A highly regarded tailback at Kentucky prior to his setback, he totaled 5,343 career all-purpose yards during his four-year career, which ranked eighth in SEC history. He became the third player in conference history to reach 2,500 rushing yards (2,996) and 1,000 receiving yards (1,324). He was signed by the Titans as an undrafted free agent on May 2, 2008.

TITANS TIDBITS:

- Little's hopes of being drafted into the NFL were dashed when he suffered a serious knee injury at the Senior Bowl in January 2008. Weeks later he attended the NFL Scouting Combine on crutches. It was there that Titans head coach Jeff Fisher spoke with Little and communicated that the Titans wanted to give him the chance to play in the NFL. Immediately following the draft in April, the Titans kept that promise, offering a free agent contract to him even though he faced long odds of playing until his second season.
- At last count, Little had 46 different tattoos, each one holding special meaning to him.

CAREER HIGHLIGHTS:

2008 (0/0, 0/0): Spent his entire rookie season on Reserve/Non-Football Injury list as a result of a knee injury suffered in the January 2008 Senior Bowl.

COLLEGE:

- Played in 39 games with 31 starts at Kentucky and recorded 2,996 rushing yards, 1,324 receiving yards, 854 punt return yards and 169 kick return yards. Total of 5,343 career all-purpose yards ranked eighth all-time in SEC history. His rushing total ranked third in Kentucky history.

- As senior (2007), rushed for 1,013 yards and three touchdowns while tallying 42 catches for 347 yards and one touchdown. Added 127 yards on 19 punt returns.
- As junior (2006), recorded 673 yards and three touchdowns on 140 carries and an additional 392 yards and two touchdowns on 31 receptions. Also recorded 317 yards on 14 punt returns (22.6 ypg) with one touchdown.
- As sophomore (2005), rushed for 1,045 yards in addition to 449 receiving yards and career-high 355 punt return yards.
- As sophomore (2005), started three times and totaled 265 rushing yards.
- Majored in family and consumer sciences.

PERSONAL:

- Has a daughter, Jazmone (5), and a son, Rafael Jr. (2).
- At T.L. Hanna High School in Anderson, S.C., scored 90 career rushing, receiving, kick return and defensive touchdowns.
- Also lettered four years in basketball and scored over 1,000 career points in high school.
- At Kentucky, spent two semesters volunteering at the local V.A. hospital, typically transferring patients around the facility.
- List of favorites: (movie) "All About the Benjamins"; (TV show) "Flavor of Love"; (actor) Mike Epps; (music artist or group) Lil Wayne; (food) pasta; (vacation spot) Las Vegas; (school subject) family studies; (car) Dodge Charger; (video game) Mortal Kombat; and (sports hero) Michael Jordan.
- Born Rafael Jamaal Little on Sept. 23, 1986 in Anderson, S.C.



68


**Kevin
MAWAE**

CENTER



PRO BOWLS

6'4" • 289 lbs. • Born: 1.23.71 • Exp. (NFL/Titans): 16/4 • UFA (N.Y. Jets) - 2006 • LSU
2008 GP/GS: 15/15 (Playoffs 0/0) • Career GP/GS: 225/222 (Playoffs 7/7) • Leesville, La.



PRO: In his three seasons with the Titans, Kevin Mawae has delivered credibility, leadership, veteran savvy and athleticism to the offensive line. He earned recognition in 2008 with his seventh career Pro Bowl invitation and a first-team Associated Press All-Pro selection. A technician at the center position, the team captain has played a pivotal role in the Titans ranking in the Top 10 in the NFL in rushing in each of the past three seasons. Including Travis Henry's 1,211 rushing yards in 2006, LenDale White's 1,110 rushing yards in 2007 and Chris Johnson's 1,228 yards in 2008, Mawae has blocked for a 1,000-yard running back in 12 of his 15 NFL seasons. Signed by the Titans as an unrestricted free agent on March 14, 2006, he was one of the club's major free agency acquisitions in recent years. Prior to his arrival in Tennessee, Mawae spent his first four NFL seasons with the Seattle Seahawks (1994-97) and then eight seasons with the New York Jets (1998-05). With 225 career games, including 222 starts, Mawae ranks first in the NFL among current offensive linemen in career games played. The only player currently on the Titans roster with more experience than Mawae is punter Craig Hentrich (239). Additionally, Mawae has played and started in seven postseason games throughout his career, all with the Jets. In 2005, his final year with the Jets, he started six games before suffering a torn tricep in his left arm. The injury, which was the first of his career that took him out of the lineup, forced him to be placed on injured reserve and ended a consecutive streak of 177 games played (59 with Seattle and 118 with the Jets). It also ended his run of six consecutive Pro Bowl selections (1999-04). During his Jets career, the 6-foot-4, 289-pound center helped Jets running backs to 44 100-yard games and paved the way for Curtis Martin to become the NFL's fourth all-time leading rusher. Martin eclipsed the 1,000-yard barrier in seven of the eight seasons Mawae was with the Jets (1998-05). In 2004, Martin led the NFL with 1,697 rushing yards. As a rookie in 1994, Mawae played in 14 games with 11 starts

at right guard for the Seahawks. He started all 16 games at right guard in his second year, then moved to the center position at the start of his third season and has remained at that spot ever since. The Louisiana State University Athletic Hall of Fame member was originally drafted by Seattle in the second round (36th overall) of the 1994 NFL Draft.

TITANS TIDBITS:

- Mawae was elected president of the NFL Players Association in 2008 and has played a key role in the union's decision-making process since taking the post, including the election of new executive director DeMaurice Smith.
- During the 2008 offseason, Mawae and his family spent two weeks in Africa with Children's Cup International Relief, a missions organization that the Mawae family has helped support financially. They traveled primarily in Swaziland, Mozambique, Zambia and Tanzania.
- Mawae, one of the most popular Titans among the local media, was named to NFL.com's All-Interview team.
- Mawae was a decorated member of the community during his time in New York, and he has continued that commitment in Tennessee. In 2007, he was named a Titans Community All-Star and was recognized as The Home Depot Neighborhood MVP for the Titans. Among many charitable efforts, he has strong relationship with Mercy Ministries, has served as a non-paid football coach for Grassland Athletic Association in Williamson County, Tenn., was involved in refurbishing a football field at McMurray Middle School in South Nashville. Prior to his arrival in Tennessee, he won the Jets' Marty Lyons Award for Community Service and won the team's Man of the Year award for the second time in 2005. He spent tremendous effort in his home state of Louisiana after Hurricane Katrina devastated the area, quickly organizing a food and supplies drive to benefit

Front Office

Coaching Staff

MAWAE

Rookies

2008 Season

Records

History

Playoff History

Sidelines

Feed the Children. He also maintained his involvement in the “Kevin Mawae First and Goal Challenge,” a program in which he raised money and made frequent visits to Winthrop University Hospital’s Child Life Program.

- On May 22, 2006, Mawae received his Master’s degree in sports management from Adelphi University. He has already earned valuable experience in the field by serving on the NFL Players Association’s Executive Committee from 2002-07 and as the NFLPA president in 2008. He furthered his education by participating in the NFL’s business program at Wharton Business School in 2006 and Stanford Graduate School of Business in 2008. Facilities management is another field that has garnered his interest.
- Mawae’s father, retired Sgt. 1st Class David Mawae, served 23 years in the U.S. Army. He served two tours in Vietnam, and his career also took him for periods of time to South Korea, Germany, Georgia, Kansas, Huntsville and Louisiana. Kevin spent five years of his childhood (age 7-12) in Hanau, Germany, when his father was stationed there, and it was there that he began playing football.
- Just a few years into his NFL career, Mawae lost his brother, former teammate and best friend, John, in a tragic car accident. John, a former nose guard at LSU, left a profound effect on Kevin by establishing a strong faith prior to his death. That set in motion Kevin’s search for the deep faith in God he carries today.

CAREER HIGHLIGHTS:

2008 (15/15, 0/0 – Tennessee): In third season in Tennessee, named to his seventh career Pro Bowl. Also received first-team Associated Press All-Pro and Pro Football Weekly/Professional Football Writers of America All-NFL honors. Helped team set new franchise benchmark with NFL-low (tied) 12 sacks allowed, bettering the previous low in a 16-game season of 17 sacks in 1978. The offensive front did not allow a sack for five consecutive games (9/21/08 – 10/27/08). Helped team finish seventh in rushing offense (2,199 yards) and helped Chris Johnson register third-best rushing total by rookie in team history (1,228). Served as team captain.

- Against Jacksonville (9/7), helped team rush for 137 yards and recovered fumble on team’s initial scoring drive in opening day victory.
- At Kansas City (10/19), member of offensive front that did not allow sack and opened holes for Tennessee ball carriers to rush for franchise-record 332 rushing yards.
- At Detroit (11/27), was part of an offensive front that helped ball carriers to gain 292 yards

on ground in Thanksgiving victory.

- Against Cleveland (12/7), part of unit that did not allow a sack and opened holes for Tennessee rushers to gain 235 yards on ground in division-clinching victory.
- Against Pittsburgh (12/21), was part of offense that amassed 322 total yards, the most against future Super Bowl Champion Steelers in 2008.
- Inactive with arm injury in regular season finale at Indianapolis (12/28) and playoff game against Baltimore (1/10).

2007 (14/14, 0/0 – Tennessee): Voted team captain in second year with Titans and started 14 games. Helped Titans generate fifth-best rushing offense in NFL at 131.8 yards per game and helped running back LenDale White register his first career 1,000-yard season (1,110). Also was member of line that finished 14th in league with 30 allowed sacks. Missed final two games of regular season (12/23 vs. N.Y. Jets, 12/30 at Indianapolis) and Wild Card Playoff (1/6 at San Diego) with calf injury.

- Blocked for five 100-yard performances by LenDale White (10/21 at Houston, 10/28 against Oakland, 11/4 against Carolina, 12/9 against San Diego and 12/23 against N.Y. Jets).
- At Jacksonville (9/9), helped open holes for Titans’ rushers to gain 282 rushing yards, second-highest total in franchise history.
- At Atlanta (10/7), played in his 200th career regular season game and was part of offensive line that did not allow a sack.
- At Kansas City (12/16), left offense in first half with calf injury, but still served as snapper on field goals and extra points for remainder of game.

2006 (16/16 – Tennessee): Started all 16 games at center in first season with Titans. Helped rushing offense rank third in AFC and fifth in NFL with 2,214 yards. Team set franchise record by averaging 4.7 yards per carry (seventh in NFL). Line finished tied for 10th in NFL by allowing only 29 sacks. Helped pave way for Travis Henry’s 1,211 rushing yards and helped

MAWAE LEADS O-LINEMEN

Among all current NFL offensive linemen, **Kevin Mawae** ranks first in total number of regular season games played.

Most career regular season games by active NFL offensive linemen:

Current Pos./Name	Career Team	Games
1. C Kevin Mawae	Tennessee	225
2. T Wayne Gandy	Atlanta	219
3. G Chris Gray	Seattle	208
4. T Jon Runyan	Philadelphia	202
5. C Andy McCollum	Detroit	198
6. C Tom Nalen	Denver	195

protect Vince Young en route to him being named Associated Press Offensive Rookie of the Year.

- Against Indianapolis (12/3), blocked for offense that gained 382 yards, including season-high 219 on ground, and did not allow any sacks for second game of season versus Colts.

2005 (6/6 – N.Y. Jets): Started first six games of season at center before suffering season-ending left triceps injury in final season with Jets.

- At Buffalo (10/16), left game with triceps injury in left arm. Injury caused him to be inactive following week at Atlanta (10/24) and then to be placed on injured reserve on Oct. 31.

2004 (16/16, 2/2 – N.Y. Jets): Started all 16 games at center for Jets. Earned second-team All-Pro honors from Associated Press and Pro Football Writers Association along with being selected All-Conference and All-NFL by Pro Football Writers Association.

- At Miami (10/3), began snapping with left hand due to broken right hand.
- Against Buffalo (10/10), started 100th consecutive game as Jet (159th of career) and helped Chad Pennington pass for season-high 304 yards in win.
- Against Miami (11/1) on Monday Night Football, was member of Jets first offensive line since 1975 (9/28/75 at KC) to lead way for two 100-yard rushers in same game (Curtis Martin and LaMont Jordan).

2003 (16/16 – N.Y. Jets): Named to fifth consecutive Pro Bowl after extending consecutive games started streak to 155 games. Completed sixth season with Jets without missing start and led way for Curtis Martin's 1,308 rushing yards.

- Against New York Giants (11/2), played in 150th career game and helped block for Martin's second consecutive 100-yard game in overtime win.
- Against Jacksonville (11/23), made his 150th consecutive start.

2002 (16/16, 2/2 – N.Y. Jets): Started all 16 games at center for eighth consecutive season, running consecutive games started streak to 139, including all 80 games since signing with Jets in 1998. Also earned fourth Pro Bowl start in as many years.

- Underwent offseason shoulder surgery to repair damage to left rotator cuff. Missed two preseason games but kept consecutive games started streak alive by making 124th consecutive start (65th for Jets) at center in season opener at Buffalo (9/8).
- Against Miami (11/10), earned offensive player of game honors for Jets.
- Against Indianapolis in Wild Card Playoff

(1/4), helped lead way for team's 180 rushing yards in 41-0 win.

2001 (16/16, 1/1 – N.Y. Jets): Started every game at center for Jets and was named to third consecutive Pro Bowl.

- Against Kansas City (11/11), helped guide Martin to fifth 100-yard game of season (20 carries for 113 yards and three touchdowns) without allowing sack throughout the game.

2000 (16/16 – N.Y. Jets): Started all 16 games for Jets at center and did not miss a snap during season. Earned second consecutive starting assignment as AFC's Pro Bowl center and anchored line that tied Indianapolis for fewest sacks allowed during regular season (20). Also helped Jets offense average 337.2 yards per game (12th best in NFL). Passing offense averaged 245.3 yards per game (sixth in NFL).

- Against Miami (10/23) on Monday Night Football, helped spearhead 30-point fourth quarter comeback and eventual 40-37 overtime win in which Jets tallied 455 yards of offense.

1999 (16/16 – N.Y. Jets): Started every game for Jets at center and was named to first Pro Bowl on Dec. 22. Did not miss a play for second straight season, paved the way for Martin's then club-record of 1,464 yards rushing, and snapped to four different quarterbacks during season (Vinny Testaverde, Tom Tupa, Rick Mirer, Ray Lucas).

1998 (16/16, 2/2 – N.Y. Jets): Played and started all 16 games at center in first season with Jets. Did not miss a snap all season.

- Helped Curtis Martin rush for club-record eight 100-yard rushing days en route to 1,287-yard rushing campaign.

Started both playoff games at center in first career postseason.

1997 (16/16 – Seattle): Started all 16 games at center in final season in Seattle. Missed only five snaps all season.

- Directed an offensive line which helped achieve Seahawks records for total yards and passing yards. Team's 4,187 passing yards led NFL.

1996 (16/16 – Seattle): Started all 16 games at center for Seahawks, making switch from right guard and only missing 10 plays all year (none due to injury).

- Anchored line which allowed 38 sacks, the club's fewest since 1988, and served as long snapper on placekicks.

1995 (16/16 – Seattle): Started all 16 games at right guard for Seattle, while seeing time at center in two games.

1994 (14/11 – Seattle): Played 14 games, starting final 11 at right guard as rookie for Seattle Seahawks.

- Earned first-team All-Rookie honors from Pro Football Weekly/Pro Football Writers

VETERANS

Front Office

Coaching Staff

MAWAE

Rookies

2008 Season

Records

History

Playoff History

Sidelines

Association, College and Pro Football Newsweekly and Football News.

- Saw first pro action at right guard against Raiders (9/11) and never left lineup after taking over early in game versus Indianapolis (10/2).

COLLEGE:

- Four-year starter for LSU was selected second-team All-SEC by Associated Press and SEC coaches as senior.
- Moved from left tackle to center for all 11 games of senior year. Played in Blue-Gray Game and Senior Bowl.
- Played left tackle as junior and was chosen second-team All-SEC and third-team All-America.
- Was first-team all-SEC choice as sophomore, playing three different positions – left tackle (eight games), center (three games), and left guard (one game).
- Started seven games as freshman at left tackle and was Freshman All-SEC. Was also long snapper.
- Redshirted in 1989.

PERSONAL:

- Married to Tracy, couple has a son, Kirkland (12), and a daughter, Abigail (9).
- Earned All-State and All-Academic honors at Leesville (La.) High School.
- His late brother, John, played nose guard at LSU. Kevin raises money every year with auction and raffle for scholarship program for Leesville students in honor of John.
- Selected to join the NFL's Diversity Committee in 2003.
- Has served on NFL Players Association Executive Committee since 2002 and was a player rep from 1999-01.
- Served as spokesman for The David Center for Autism Research and co-founded "Touchdowns for Special Kids," a program in which all the members of the Jets offensive line contributed money for each offensive touchdown scored during the season, and Bowling with the Jets, a fundraiser to benefit The David Center.
- For Thanksgiving in 2002, purchased 125 "Boxes of Love" for the Glad Tidings Tabernacle in Bedford-Stuyvesant. Boxes were filled with complete Thanksgiving meals and personalized message from Mawae.
- Attended Jets' "Taste of New York" event for three years and served as event spokesperson for two years.

- In 2007, participated in Read Across America Week at elementary school in Murfreesboro, Tenn.
- Elected to the LSU Hall of Fame in November 2007 and to the Senior Bowl Hall of Fame in January 2008.
- During Pro Bowl visits to Hawaii, has twice been speaker at military prayer breakfast and together with Zach Thomas watched Super Bowl XXXVII on board battleship.
- Hobbies include bowling, hunting and fishing.
- Served as master of ceremonies at Mercy Ministries' 25th Anniversary Gala in April 2008.
- List of favorites: (movie) "Gone with the Wind"; (TV shows) "Dog the Bounty Hunter" or Discovery Channel and History Channel programming; (music) Contemporary Christian; (vacation destination) Hawaii; (school subject) math; (food) "a big Sunday brunch"; and (sports heroes) Roger Staubach and Danny White.
- Born Kevin Mawae on Jan. 23, 1971 in Savannah, Ga.

MAWAE'S NFL STATISTICS

Year	Team	GP	GS
1994	Seattle	14	11
1995	Seattle	16	16
1996	Seattle	16	16
1997	Seattle	16	16
1998	N.Y. Jets	16	16
1999	N.Y. Jets	16	16
2000	N.Y. Jets	16	16
2001	N.Y. Jets	16	16
2002	N.Y. Jets	16	16
2003	N.Y. Jets	16	16
2004	N.Y. Jets	16	16
2005	N.Y. Jets	6	6
2006	Tennessee	16	16
2007	Tennessee	14	14
2008	Tennessee	15	15
NFL Totals		225	222



PLAYOFFS

Year	Team	GP	GS
1998	N.Y. Jets	2	2
2001	N.Y. Jets	1	1
2002	N.Y. Jets	2	2
2004	N.Y. Jets	2	2
2007	Tennessee	0	0
2008	Tennessee	0	0
NFL Totals		7	7

Starts Breakdown: 1994 - RG 11; 1995 - RG 16; 1996 - C 16; 1997 - C 16; 1998 - C 16; 1999 - C 16; 2000 - C 16; 2001 - C 16; 2002 - C 16; 2003 - C 16; 2004 - C 16; 2005 - C 6; 2006 - C 16; 2007 - C 14; 2008 - C 15

37



Christian
MORTON



CORNERBACK

6'0" • 190 lbs. • Born: 4.28.81 • Exp. (NFL/Titans): 4/1 • FA - 2009 • Illinois
2008 GP/GS: 0/0 (Playoffs 0/0) • Career GP/GS: 14/3 (Playoffs 2/0) • St. Louis, Mo.

PRO: Christian Morton was signed during the 2009 offseason (Jan. 8) to add to the defense's depth in the secondary. He arrives having gained experience on several teams' active rosters, camp rosters and practice squads, including the New England Patriots (2004), New Orleans Saints (2004), Cleveland Browns (2004), Atlanta Falcons (2004-05), Washington Redskins (2005-06) and Carolina Panthers (2006). Most recently, he spent the entire 2008 offseason (Dec. 31, 2007 through Aug. 13, 2008) with the Denver Broncos before being released. Morton has appeared in a total of 14 regular season games, including three starts, and has logged 16 tackles, one interception, three passes defended and one fumble recovery. He originally was selected in the seventh round (233rd overall) of the 2004 NFL Draft by the Patriots.

TITANS TIDBITS:

- Morton owns a vehicle transport company based in Atlanta called M&M Transport.
- He is active at his home church, the Abundant Life Community Church in Alpharetta, Ga.

CAREER HIGHLIGHTS:

2008: Spent the offseason with the Denver Broncos prior to being released on Aug. 13.

2007: Waived by Carolina on Sept. 1.

2006 (7/2 - Carolina): Began the year in Washington's training camp and competed on Carolina's practice squad before joining active roster on Oct. 20. Played seven games (two starts) for Carolina, totaling six defensive tackles, one interception, one pass defended and five special teams tackles. Missed final four contests of season after being placed on injured reserve on Dec. 11 with hamstring injury.

- Against St. Louis (11/19), recorded first career interception for eight yards on Marc Bulger pass and added two tackles.

2005 (4/1 - Atlanta; 1/0, 1/0 - Washington): Totaled five games and one start with Atlanta and Washington, finishing year with eight tackles, two passes defended and one fumble recovery.

- Opened season on Washington's practice squad and signed with Atlanta's active roster on Sept. 15. Played four games (one start) with Atlanta, totaling five solo tackles along with two pass breakups and one fumble recovery. Was waived/injured on Nov. 29 and signed with Washington's practice squad on Dec. 16. Signed to the Redskins' active roster on Dec. 28 and appeared in regular season game (1/1 at Philadelphia) and NFC Wild Card Game (1/7 at Tampa Bay).
- At Buffalo (9/25), recorded first NFL start and set career high with five tackles.
- At Philadelphia (1/1), made Redskins debut and posted two special teams tackles.

2004 (2/0, 1/0 - Atlanta): Appeared in two games with Atlanta as rookie and had two tackles. Waived by Patriots on Sept. 5. Spent time on practice squads of New England, New Orleans, Cleveland and Atlanta before being promoted to Falcons' 53-man roster.

- Made professional debut with Atlanta at New Orleans on Dec. 26. Also played at Seattle (1/2) and in NFC Championship Game at Philadelphia (1/23).

COLLEGE:

- Played 45 career games (25 starts) at University of Illinois, totaling 120 tackles, one sack, five interceptions (two returned for touchdowns), 41 pass breakups (second most in school history) and two blocked kicks. Also averaged 11.2 yards on 30 punt returns (337 yards) with one touchdown and 19.2 yards on 35 kickoff returns (671 yards).
- As senior, appeared in 11 games and posted 34 tackles, one sack, 10 passes defended and one blocked field goal.
- Played 12 games with five starts as junior.
- As sophomore, received second-team All-Big Ten Conference honors. Started all 12 games and ranked third in the nation with 26 pass breakups, second-highest single-season total in school history. Added four interceptions (two returned for touchdowns) and 70 tackles.
- Received degree in speech communications.

Front Office

Coaching Staff

MORTON

Rookies

2008 Season

Records

History

Playoff History

Sidelines

VETERANS

PERSONAL:

- Married to Lakisha with son, Christian (2).
- Named USA Today Missouri Player of the Year and St. Louis Post-Dispatch Player of the Year as senior quarterback at Riverview Gardens (St. Louis, Mo.) High School, where he set Missouri state record with 4,957 career passing yards.
- Passed for 2,543 yards with 26 touchdowns and rushed for 746 yards with 14 touchdowns as a senior while leading his team to a 13-1 record and the Missouri Class 5A state

- championship.
- Also lettered three times in basketball, garnering all-conference recognition.
- List of favorites: (movie) "Harlem Nights"; (TV show) "Entourage"; (actor) Denzel Washington; (music artist or group) Nas; (food) French fries; (vacation spot) Atlantis; (school subject) business; (car) Mercedes Maybach; (sports hero) Deion Sanders; and (book) the Bible.
- Born Christian Jon Morton on April 28, 1981 in St. Louis, Mo.


CHRISTIAN MORTON'S NFL STATISTICS

Year	Team	TACKLES							INTERCEPTIONS					FUMBLES				
		GP	GS	Tot	Solo	Asst	Sk	Yds	No	Yds	Lg	TD	PD	FF	ER	Yds	SpT	
2004	Atlanta	2	0	2	2	0	0.0	0.0	0	0	0	0	0	0	0	0	0	0
2005	Atl/Was	5	1	8	5	3	0.0	0.0	0	0	0	0	2	0	1	14	2	
2006	Carolina	7	2	6	5	1	0.0	0.0	1	8	8	0	1	0	0	0	5	
NFL Totals		14	3	16	12	4	0.0	0.0	1	8	8	0	3	0	1	14	7	

Single-Game Highs

Tackles - 5 at Buffalo (9/25/05)
 Interceptions - 1 vs. St. Louis (11/19/06)
 Fumble Recoveries - 1 at Seattle (9/18/05)

47



Matthew MULLIGAN



TIGHT END

6'4" • 270 lbs. • Born: 1.18.85 • Exp. (NFL/Titans): 1/1 • FA - 2008 • Maine
 2008 GP/GS: 0/0 (Playoffs 0/0) • Career GP/GS: 0/0 (Playoffs 0/0) • Enfield, Maine

PRO: Mulligan joined the Titans practice squad on Nov. 19, 2008 after Jaime Petrowski was signed to the Colts 53-man roster. Prior to arriving in Tennessee, he signed with the Miami Dolphins as an undrafted free agent on May 1, 2008. Mulligan spent the first nine weeks of the 2008 season on the Dolphins' practice squad before being released and signing with the Titans.

TITANS TIDBITS:

- Mulligan was quite the athlete in high school, but surprisingly he never played football. He played four years of basketball, two years of soccer, and one season each of baseball, tennis and track and field.

COLLEGE:

- Played two seasons at Maine (2006-07) after transferring from Husson College in Bangor, Maine, where he played in 2004.
- In two seasons with the Black Bears, played in

- 21 games with 18 starts and registered 23 receptions for 268 yards and two touchdowns.
- As a senior, started all 11 contests and caught 13 passes for 157 yards and a pair of scores.
- Majored in business administration at Maine.

PERSONAL:

- Attended Penobscot Valley High School in Howland, Maine but did not play football.
- Was honorable mention all-state selection in both basketball and soccer.
- List of favorites: (movie) "300"; (TV show) "The Office"; (actor/actress) Megan Fox and Jessica Biel; (music artist or group) Fallout Boy; (food) mom's strawberry shortcake; (vacation spot) Maine; (school subject) Western History; (car) Hummer 1; (video game) Halo 1; (sports hero) Shaquille O'Neal; and (book) the Bible.
- Born Matthew Ben Mulligan on Jan. 18, 1985 in Bangor, Maine.

69



Jason
MURPHY



CENTER/GUARD

6'2" • 310 lbs. • Born: 8.7.82 • Exp. (NFL/Titans): 1/1 • FA- 2009 • Virginia Tech
2008 GP/GS: 0/0 (Playoffs 0/0) • Career GP/GS: 0/0 (Playoffs 0/0) • Baltimore, Md.

PRO: Murphy re-signed with the Titans on Jan. 12, 2009 after spending the entire 2008 season on the team's practice squad. He will compete at both guard and center during training camp. Murphy joined the Titans' practice squad on Nov. 28, 2007 where he spent the remainder of the 2007 season. He was originally signed by the San Diego Chargers on May 8, 2006 but was released by the club Aug. 9, 2006 and was claimed off waivers by the Seattle Seahawks on Aug. 10, 2006. He was waived by the Seahawks on Sept. 2, 2006 and later signed with their practice squad on Dec. 20, 2006. Murphy played with the Frankfurt Galaxy of NFL Europa during the 2007 season and started in the World Bowl.

TITANS TIDBITS:

- Murphy started his Holding the Line Foundation in 2008 and has organized a football camp for underprivileged kids in the Baltimore area each of the past two offseasons.

COLLEGE:

- Played four seasons at Virginia Tech, seeing action on the offensive and defensive line. Started two seasons at offensive guard and was named to the All-ACC team as a senior.
- As a junior, started at guard in the final seven games of the 2004 season.
- Saw action in three games as a sophomore after moving from defensive tackle to right guard.
- As a redshirt freshman, played in 10 games at defensive tackle and had 15 stops.

- Graduated with a degree in apparel, housing and resource management and a minor in sociology from Virginia Tech.

PERSONAL:

- Attended Edmondson High School (Baltimore, Md.) and was named Defensive Player of the Year by The Baltimore Sun as a senior after recording over 100 tackles, 17 sacks, seven fumble recoveries and a pair of blocked punts.
- Posted 60 sacks during his four seasons as a starter for Coach Pete Pompey, with 30 of those sacks coming in 1999 when he helped his team to the Maryland 2A championship game.
- Also played basketball and lacrosse in high school, winning city championships in both sports.
- Rated the No. 46 defensive player in the nation by G&W Recruiting.
- List of favorites: (movie) "Life" with Eddie Murphy and Martin Lawrence; (TV show) "SportsCenter"; (actor/actress) Denzel Washington and Angela Bassett; (food) mom's pork chops; (vacation spot) Atlantis in the Bahamas; (school subject) sociology; (car) Phantom; (video game) Call of Duty on the Wii and (sports hero) Michael Jordan.
- Born Jason Murphy on Aug. 7, 1982 in Baltimore, Md.

Front Office

Coaching Staff

MURPHY

Rookies

2008 Season

Records

History

Playoff History

Sidelines

VETERANS

23



Donnie
NICKEY



SAFETY

6'3" • 210 lbs. • Born: 4.25.80 • Exp. (NFL/Titans): 7/7 • D5 - 2003 • Ohio State
2008 GP/GS: 16/0 (Playoffs 1/0) • Career GP/GS: 92/6 (Playoffs 4/0) • Plain City, Ohio

PRO: A seasoned special teams leader and valuable defensive reserve, Nickey was re-signed by the Titans as an unrestricted free agent on March 26, 2008. Entering his seventh season, Nickey has played in 92 career games with six starts and has posted 42 tackles with a sack and a pass defended on defense. A key contributor on special teams, Nickey has totaled 67 career special teams stops. The Ohio State product has been a durable player over the years having played in 79 consecutive games, including all 16 contests the last four seasons (2005-2008). Last season, Nickey finished third on the team with 16 special teams tackles to go along with six tackles and a quarterback pressure in defensive play. In 2005 and 2006, he tied for third on the team with 15 and 16 special teams tackles, respectively. While his role during his career has been primarily on special teams, he started six games at safety due to the injuries of starters Lance Schulters and Tank Williams in 2004. Prior to being drafted, the hard-hitting and highly intelligent Nickey ran a 4.53-second 40-yard dash, bench pressed 335 pounds and posted a 35.5 vertical jump. He was selected in the fifth round (154th overall) in the 2003 NFL Draft after the team traded its picks in the fifth (164th overall), sixth (201st overall) and seventh (243rd overall) rounds to New England in exchange for the Patriots' fifth (154th overall) and seventh (225th overall) round selections.

TITANS TIDBITS:

- After his football career, Nickey, who earned his college degree in risk management and investment strategy, will continue to pursue diverse business opportunities. In 2003, he and his brothers, Ian and Jonathan, started Nickey Media (www.nickeymedia.com) which specializes in multimedia web services.
- Nickey's knowledge and love of cars, created the perfect fit for a recent business venture, Nickey Motors LLC, which serves as a wholesaler for vehicles.
- Nickey's brother Ian serves as a lobbyist in the Ohio Senate. Jonathan, the youngest of the brothers, is a gifted artist and has lent his creative hand to various client projects. He is

- a graduate of Middle Tennessee State University. Their father Don is a patent attorney, while their mother Cindy teaches art.
- After helping Ohio State defeat Miami for the National Championship in his senior year, Nickey was honored at Donnie Nickey Night by his high school, Jonathan Alder, and received a key to his hometown of Plain City, Ohio, a suburb of Columbus. Nickey has continued to support his hometown and high school by underwriting the team uniforms through the Jonathan Alder Foundation Sports Fund.
- Nickey, an honors graduate at Ohio State, scored an exceptional 38 on a timed Wonderlic test at the NFL Combine prior to the draft.
- Nickey has appeared and played in numerous charitable golf and baseball tournaments in the Nashville area. He has participated in Cops and Jocks, which benefits Mothers Against Drunk Driving.
- Nickey's appreciation for the arts has led him to be an underwriter for many of the Tennessee State Museum Foundation fund raising events. Nickey also has lent his support to The Cumberland Heights Alcohol and Drug Treatment Center and his generosity helped grant a wish for a child through the Make-A-Wish Foundation of Middle Tennessee.

CAREER HIGHLIGHTS:

- 2008 (16/0, 1/0):** Appeared in all 16 games for the fourth consecutive season and finished third on the team with 16 special teams tackles. Notched a career-high four special teams tackles against Houston (9/21). Tied for the team lead in quarterback pressures once in 2008 (at IND).
- Against Houston (9/21), saw action on coverage units and led the team with a career-high four special teams tackles in the Titans' 31-12 victory.
 - At Houston (12/14), collected two solo special teams tackles on coverage units. Recovered an onside kick by Rob Bironas with one second left before halftime.
 - Against Pittsburgh (12/21), led the team with two special teams tackles in the Titans' 31-14 victory. Stuffed Santonio Holmes for a four-

Front Office

Coaching Staff

NICKEY

Rookies

2008 Season

Records

History

Playoff History

Sidelines

yard loss on a punt return in the third quarter.

- At Indianapolis (12/28), played in a reserve role at safety and notched six tackles and a quarterback pressure.

2007 (16/0, 1/0): Saw action in all 16 regular season games and the playoff contest against San Diego (1/6). Collected eight special teams tackles on coverage units and registered a sack on defense. Tied for the team lead in special teams tackles twice in 2007 (vs. SD. at KC).

- Against Houston (12/2), saw action on special teams coverage units and collected a fumble recovery in the Titans' 28-20 victory. Recovered a fumble at the Houston 29-yard line after a Jacoby Jones muffed punt return in the fourth quarter.
- In the AFC Wild Card game at San Diego (1/6), tied for the team lead with two special teams tackles on coverage units.

2006 (16/0): Played in all 16 games and tied for third on team with 16 special teams tackles. Also saw limited action on defense.

- Registered season-high two tackles in six games (at San Diego, at Washington, at Jacksonville, against Baltimore, at Philadelphia and at Buffalo).

2005 (16/0): Saw action in all 16 games and was one of team's key contributors on special teams. Nicky tied for third on squad with 15 special teams tackles and served as back-up to starters Tank Williams and Lamont Thompson, while recording one tackle on defense.

- Saw action in defensive backfield at Pittsburgh (9/11), against Baltimore (9/18), against Jacksonville (11/20) and against Seattle (12/18).
- Against Seattle (12/18), caught 26-yard pass from punter Craig Hentrich on fake punt to extend drive.

2004 (15/6): Played in 15 games and recorded six starts. Waived Sept. 10 and re-signed Sept. 15, missing season opener at Miami (9/11). Thrust into the starting lineup in the second half of the season after season-ending injuries to starting safeties Lance Schulters and Tank Williams. Earned starts at Jacksonville (11/21), at Houston (11/28), against Kansas City (12/13), at Oakland (12/19), against Denver (12/25) and against Detroit (1/2). Set career highs in every defensive category, totaling 34 tackles, three quarterback pressures and one pass defended. Added five stops on special teams.

- At Jacksonville (11/21), recorded first career start in place of Tank Williams (knee injury) at strong safety. Totaled three tackles and one quarterback pressure.
- Against Denver (12/25), set career-high with 11 tackles and added one quarterback pressure.

2003 (13/0, 2/0): Served as reserve safety and special teams contributor in 13 regular season and two postseason games in rookie season.

Totaled seven special teams tackles and saw action in the defensive backfield in two games (9/7 against Oakland and 10/5 at New England). Deactivated for three contests due to plantar fasciitis in his right foot.

- Against Oakland (9/7), made professional debut and posted one special teams tackle.

COLLEGE:

- Started all four years and played both safety positions for Ohio State. Made all calls in Buckeyes secondary from sophomore season on. Completed his career with 258 tackles, two sacks, six stops behind line of scrimmage, five interceptions, 11 pass deflections, three fumble recoveries and two forced fumbles while starting 48 of 50 games.
- As senior, named honorable mention All-Big Ten as team captain, recording 67 tackles, two pass deflections, one tackle behind line of scrimmage, two fumble recoveries and two blocked punts.
- As junior, ranked fifth on team with 54 tackles, starting every game at free safety.
- As sophomore, named All-Big Ten conference honorable mention after switching to free safety, where he started every game.
- As freshman, named Freshman All-American by The Sporting News after recording 10 starts at strong safety.
- Graduated with degree in risk management and investments on June 13, 2003

PERSONAL:

- Single with one daughter Ava Grace (1), splits time between Nashville and Plain City, Ohio.
- Named first-team All-Ohio in football and baseball as senior at Jonathan Alder (Ohio) HS. As a senior centerfielder, led the baseball team to state championship. Rushed for 2,412 yards and recorded seven interceptions during his career.
- Became only the second athlete from his Division IV high school (Jonathan Alder – graduating class of only 98 students) to receive an athletic scholarship to Division I-A university, Ohio State.
- Older brother, Ian, played football at Kenyon College, a Division III school located in Gambier, Ohio.
- Enjoys fishing, golf and hunting in the offseason.
- List of favorites: (movies) "The Godfather" and "No Country for Old Men"; (TV show) "The Office"; (sports team) Cleveland Indians; (vacation destination) Las Vegas; (school subject) art; (restaurants) Arnold's and Joey's House of Pizza.
- Born Donald Orvin Nicky II on April 25, 1980 in Akron, Ohio.

VETERANS

NICKEY GAME-BY-GAME

2003 Tennessee Titans													2006 Tennessee Titans															
Date	Opp	W/L	P/S	Tot Solo	Sk	OBP/TFL	Int	Yds	PD	FF	FR	SpT	Date	Opp	W/L	P/S	Tot Solo	Sk	OBP/TFL	Int	Yds	PD	FF	FR	SpT			
Sept 7	Oak	W	p	0	0	0	0	0	0	0	0	0	Sept 10	NYJ	L	p	0	0	0	0	0	0	0	0	0	0		
Sept 14	@ Ind	L	p	0	0	0	0	0	0	0	0	0	Sept 17	@ SD	L	p	0	0	0	0	0	0	0	0	0	0	2	
Sept 21	NO	W	p	0	0	0	0	0	0	0	0	0	Sept 24	@ Mia	L	p	0	0	0	0	0	0	0	0	0	0	0	
Sept 28	@ Pit	W	p	0	0	0	0	0	0	0	0	0	Oct 1	Dal	L	p	0	0	0	0	0	0	0	0	0	1		
Oct 5	@ NE	L	p	0	0	0	0	0	0	0	0	0	Oct 8	@ Ind	L	p	0	0	0	0	0	0	0	0	0	0	0	
Oct 12	Hou	W	p	0	0	0	0	0	0	0	0	0	Oct 15	@ Was	W	p	0	0	0	0	0	0	0	0	0	0	2	
Oct 19	@ Car	W	p	0	0	0	0	0	0	0	0	0	Oct 29	Hou	W	p	0	0	0	0	0	0	0	0	0	0	0	
Oct 26	@ Jax	W	IA										Nov 5	@ Jax	L	p	0	0	0	0	0	0	0	0	0	0	2	
Nov 9	Mia	W	IA										Nov 12	Bal	L	p	0	0	0	0	0	0	0	0	0	0	2	
Nov 16	Jax	W	IA										Nov 19	@ Phi	W	p	0	0	0	0	0	0	0	0	0	0	2	
Nov 23	@ NYJ	W	p	0	0	0	0	0	0	0	0	0	Nov 26	NYG	W	p	0	0	0	0	0	0	0	0	0	0	1	
Dec 1	@ NYJ	L	p	0	0	0	0	0	0	0	0	0	Dec 3	Ind	W	p	0	0	0	0	0	0	0	0	0	0	0	
Dec 7	Ind	L	p	0	0	0	0	0	0	0	0	0	Dec 10	@ Hou	W	p	0	0	0	0	0	0	0	0	0	0	1	
Dec 14	Buf	W	p	0	0	0	0	0	0	0	0	0	Dec 17	Jax	W	p	0	0	0	0	0	0	0	0	0	0	0	
Dec 21	@ Hou	W	p	0	0	0	0	0	0	0	0	0	Dec 24	@ Buf	W	p	0	0	0	0	0	0	0	0	0	0	2	
Dec 28	TB	W	p	0	0	0	0	0	0	0	0	0	Dec 31	NE	L	p	0	0	0	0	0	0	0	0	0	0	1	
Totals	12-4	13/0		0	0	0	0	0	0	0	0	0	7	Totals	8-8	16/0	0	0	0	0	0	0	0	0	0	0	16	
Playoffs													2007 Tennessee Titans															
Jan 3	@ Bal	W	p	0	0	0	0	0	0	0	0	0	Sept 9	@ Jax	W	p	0	0	0	0	0	0	0	0	0	0	0	
Jan 10	@ NE	L	p	0	0	0	0	0	0	0	0	0	0	Sept 16	Ind	L	p	0	0	0	0	0	0	0	0	0	0	
Totals	1-1	2/0		0	0	0	0	0	0	0	0	0	0	Sept 24	@ NO	W	p	0	0	0	0	0	0	0	0	0	0	
2004 Tennessee Titans													NOT ON ROSTER															
Sept 11	@ Mia	W	O/O										Oct 7	All	W	p	1	1	0	0	0	0	0	0	0	0	1	
Sept 19	Ind	L	p	0	0	0	0	0	0	0	0	0	0	Oct 14	@ TB	L	p	0	0	0	0	0	0	0	0	0	0	
Sept 26	Jax	L	p	0	0	0	0	0	0	0	0	0	0	Oct 21	@ Hou	W	p	0	0	0	0	0	0	0	0	0	3	
Oct 3	@ SD	L	p	0	0	0	0	0	0	0	0	0	0	Oct 28	Oak	W	p	0	0	0	0	0	0	0	0	0	0	
Oct 11	@ GB	W	p	0	0	0	0	0	0	0	0	0	0	Nov 4	Car	W	p	0	0	0	0	0	0	0	0	0	0	
Oct 17	Hou	L	p	0	0	0	0	0	0	0	0	0	0	Nov 11	Jax	L	p	0	0	0	0	0	0	0	0	0	0	
Oct 24	@ Min	L	p	0	0	0	0	0	0	0	0	0	0	Nov 19	@ Den	L	p	0	0	0	0	0	0	0	0	0	0	
Oct 31	Cin	W	p	0	0	0	0	0	0	0	0	0	0	Nov 25	@ Cin	L	p	0	0	0	0	0	0	0	0	0	0	
Nov 14	Chi	L	p	0	0	0	0	0	0	0	0	0	0	Dec 2	Hou	W	p	0	0	0	0	0	0	0	0	0		
Nov 21	@ Jax	W	S	3	3	1	0	0	0	0	0	0	0	Dec 9	SD	L	p	0	0	1.0	0	0	0	0	0	0	1	
Nov 28	@ Hou	L	S	5	3	0	0	0	0	0	0	0	0	Dec 16	@ KC	W	p	0	0	0	0	0	0	0	0	0	3	
Dec 5	@ Ind	L	p	0	0	0	0	0	0	0	0	0	0	Dec 23	NYJ	W	p	0	0	0	0	0	0	0	0	0	0	
Dec 13	KC	L	S	4	4	0	0	0	0	0	0	0	0	Dec 30	@ Ind	W	p	1	1	1.0	0	0	0	0	0	0	0	
Dec 19	@ Oak	L	S	4	4	0	0	0	0	0	0	0	0	Totals	10-6	16/0	1	1	1.0	0	0	0	0	0	0	0	8	
Dec 25	Den	L	S	11	8	0	1	0	0	0	0	0	0	Playoffs														
Jan 2	Del	W	S	7	6	0	1	0	0	0	0	0	0	Jan 6	@ SD	L	p	0	0	0	0	0	0	0	0	0	0	2
Totals	5-11	15/6		34	28	0	3	0	0	0	0	0	0	5	Totals	0-1	1/0	0	0	0	0	0	0	0	0	0	0	2
2005 Tennessee Titans													2008 Tennessee Titans															
Sept 11	@ Pit	L	p	1	1	0	0	0	0	0	0	0	0	Sept 7	Jax	W	p	0	0	0	0	0	0	0	0	0	0	1
Sept 18	Bal	L	p	0	0	0	0	0	0	0	0	0	0	Sept 14	@ Cin	W	p	0	0	0	0	0	0	0	0	0	0	1
Sept 25	@ Stl	L	p	0	0	0	0	0	0	0	0	0	0	Sept 21	Hou	W	p	0	0	0	0	0	0	0	0	0	4	
Oct 2	Ind	L	p	0	0	0	0	0	0	0	0	0	0	Sept 28	Min	W	p	0	0	0	0	0	0	0	0	0	1	
Oct 9	@ Hou	W	p	0	0	0	0	0	0	0	0	0	0	Oct 5	@ Bal	W	p	0	0	0	0	0	0	0	0	0	0	
Oct 16	Cin	L	p	0	0	0	0	0	0	0	0	0	0	Oct 19	@ KC	W	p	0	0	0	0	0	0	0	0	0	0	
Oct 23	@ Ari	L	p	0	0	0	0	0	0	0	0	0	0	Oct 27	Ind	W	p	0	0	0	0	0	0	0	0	0	1	
Oct 30	Oak	L	p	0	0	0	0	0	0	0	0	0	0	Nov 2	GB	W	p	0	0	0	0	0	0	0	0	0		
Nov 6	@ Cle	L	p	0	0	0	0	0	0	0	0	0	0	Nov 9	@ Chi	W	p	0	0	0	0	0	0	0	0	0	0	
Nov 20	Jax	L	p	0	0	0	0	0	0	0	0	0	0	Nov 16	@ Jax	W	p	0	0	0	0	0	0	0	0	0	1	
Nov 27	S.F.	W	p	0	0	0	0	0	0	0	0	0	0	Nov 23	NYJ	L	p	0	0	0	0	0	0	0	0	0	0	
Dec 4	@ Ind	L	p	0	0	0	0	0	0	0	0	0	0	Nov 27	@ Det	W	p	0	0	0	0	0	0	0	0	0	0	
Dec 11	Hou	W	p	0	0	0	0	0	0	0	0	0	0	Dec 7	Cle	W	p	0	0	0	0	0	0	0	0	0	1	
Dec 18	Sea	L	p	0	0	0	0	0	0	0	0	0	0	Dec 14	@ Hou	L	p	0	0	0	0	0	0	0	0	0	2	
Dec 24	@ Mia	L	p	0	0	0	0	0	0	0	0	0	0	Dec 21	Pit	W	p	0	0	0	0	0	0	0	0	0	2	
Jan 1	@ Jax	L	p	0	0	0	0	0	0	0	0	0	0	Dec 28	@ Ind	L	p	6	3	0.0	1	0	0	0	0	0	0	
Totals	4-12	16/0		1	1	0	0	0	0	0	0	0	0	15	Totals	13-3	16/0	6	3	0.0	1	0	0	0	0	0	0	16
Playoffs													2009 Tennessee Titans															
Jan 10	Bal	L	p	0	0	0	0	0	0	0	0	0	0	0	Jan 10	Bal	L	p	0	0	0	0	0	0	0	0	0	0
Totals	0-1	1/0		0	0	0	0	0	0	0	0	0	0	0	Totals	0-1	1/0	0	0	0	0	0	0	0	0	0	0	

Front Office

Coaching Staff

NICKEY

Rookies

2008 Season

Records

History

Playoff History

Sidelines

DONNIE NICKEY'S NFL STATISTICS

Year	Team	TACKLES						INTERCEPTIONS					FUMBLES				
		GP	GS	Tot	Solo	Asst	Sk	Yds	No	Yds	Lg	TD	PD	FF	FR	Yds	SpT
2003	Tennessee	13	0	0	0	0	0.0	0.0	0	0	0	0	0	0	0	0	7
2004	Tennessee	15	6	34	28	6	0.0	0.0	0	0	0	1	0	0	0	5	
2005	Tennessee	16	0	1	1	0	0.0	0.0	0	0	0	0	0	0	0	15	
2006	Tennessee	16	0	0	0	0	0.0	0.0	0	0	0	0	0	0	0	16	
2007	Tennessee	16	0	1	1	0	1.0	1.0	0	0	0	0	0	0	0	8	
2008	Tennessee	16	0	6	3	3	0.0	0.0	0	0	0	0	0	0	0	16	
NFL Totals		92	6	42	33	9	1.0	1.0	0	0	0	1	0	0	0	67	

Year	Team	TACKLES						INTERCEPTIONS					FUMBLES				
		GP	GS	Tot	Solo	Asst	Sk	Yds	No	Yds	Lg	TD	PD	FF	FR	Yds	SpT
2003	Tennessee	2	0	0	0	0	0.0	0.0	0	0	0	0	0	0	0	0	1
2007	Tennessee	1	0	0	0	0	0.0	0.0	0	0	0	0	0	0	0	2	
2008	Tennessee	1	0	0	0	0	0.0	0.0	0	0	0	0	0	0	0	0	
Playoff Totals		4	0	0	0	0	0.0	0.0	0	0	0	0	0	0	0	3	

Single-Game Highs

Tackles - 11 vs. Denver (12/25/04)
 Special Teams Tackles - 4 vs. Houston (9/21/08)

Additional Career Statistics

Receiving - 1 for 26 yds (2005)
 Rushing - 1 for 0 yds (2006)

Playoff Single-Game Highs

Special Teams Tackles - 2 at San Diego (1/6/08)

66



Mike
OTTO

OFFENSIVE TACKLE



6'5" • 308 lbs. • Born: 7.24.83 • Exp. (NFL/Titans): 2/2 • D7 - 2007 • Purdue
2008 GP/GS: 1/0 (Playoffs 1/0) • Career GP/GS: 1/0 (Playoffs 1/0) • Kokomo, Ind.

PRO: Otto brings depth and durability to a veteran group of offensive linemen. Labeled by Titans coaches as a versatile lineman that can play tackle or guard, the former seventh round pick will contend for the primary backup tackle position in 2009. Last season, the Purdue product was listed as an inactive for the first 15 games before appearing in his first career NFL contest in the season finale at Indianapolis (12/28). As a rookie, Otto spent the entire 2007 regular season on the Titans practice squad. He was signed to the active roster prior to the Wild Card matchup with the Chargers (1/6), but did not play in the game. In 2007 pre-draft workouts he ran a 5.13 in the 40-yard dash and bench pressed 225 pounds 23 times. He was selected by the Titans in the seventh round (223rd overall) in the 2007 NFL Draft.

TITANS TIDBITS:

- Otto's decision to attend Purdue and play football was heavily supported because of his family's deep roots at the university. His father, Ken, played basketball at Purdue from

1971 to 1973, and his mother, Judy; sister, Jennifer; brother, Brian; two uncles; and three aunts also are Purdue graduates.

- Otto's most interesting job in high school was working as a groundskeeper for a cemetery. Looking for an opportunity to make money as a teenager, Otto didn't mind the strange location. His duties consisted of mowing the grass, attending to the flowers and making sure the tombstones stayed upright.
- Otto's great appreciation for blues and rock music has inspired him to one day open up a blues and rock bar where people can come and listen to live music.
- During the 2008 offseason, Otto visited Taiwan for a week with his brother-in-law to learn the culture and experience the country.

CAREER HIGHLIGHTS:

2008 (1/0, 1/0): Was listed as an inactive for the first 15 games of the season. Played in his first career NFL game at Indianapolis (12/28). Saw action in a reserve role on special teams against Baltimore (1/10).

VETERANS

2007 (0/0, 0/0): Spent the entire 2007 regular season on the Titans practice squad. Signed to the active roster from the practice squad on Jan. 4, 2008.

- In AFC Wild Card Game at San Diego (1/6), was in uniform but did not play.

COLLEGE:

- The anchor for the Boilermakers offensive line during his four-year career, Otto broke the school record with 51 career starts.
- As a senior co-captain, Otto started all 14 games at left tackle and helped Purdue rank first in Big Ten and 13th nationally in total offense. Earned second team All-Big Ten by the coaches, honorable mention All-Big Ten by the media, Academic All-Big Ten and was named a semifinalist for the Draddy Award for his academic success, football performance and exemplary community leadership. Received team's Noble E. Kizer Award for the top grade-point average last two semesters.
- As a junior, started all 11 games and earned honorable mention All-Big Ten by coaches and media. Was part of offensive line that allowed only nine sacks out of 428 passing attempts (one every 47.6 passes). Also named Academic All-Big Ten.
- As a sophomore, started all 12 games at left tackle and helped Boilermakers rank fourth in nation in passing offense at 321.2 yards per game.
- As a redshirt freshman, started all 13 games at left tackle and named first team Freshman All-American by Collegefootballnews.com, Rivals.com and The Sporting News. Selected to Big Ten All-Freshman team by The Sporting News and earned honorable mention All-Big

Ten by coaches and media. Also named Academic All-Big Ten.

- Majored in organizational leadership and supervision.

PERSONAL:

- Has a girlfriend, splits time between Nashville and Kokomo, Ind.
- Attended Maconaquah (Kokomo, Ind.) High School and earned first-team All-State as senior and junior at offensive guard. Also saw action at defensive end.
- Also lettered in basketball and track in high school.
- Hobbies include playing guitar and listening to music.
- List of favorites: (movie) "Garden State"; (TV show) "Scrubs"; (actress) Natalie Portman; (musician) Warren Zevon; (sports hero growing up) Tony Boselli; (school subject) history; (vacation getaway) Australia; (food) steak; and (car) Cadillac STS.
- Born Michael Everett Otto on July 24, 1983 in Kokomo, Ind.

OTTO'S NFL STATISTICS

Year	Team	GP	GS
2007	Tennessee	0	0
2008	Tennessee	1	0
NFL Totals		1	0

PLAYOFFS

Year	Team	GP	GS
2007	Tennessee	0	0
2008	Tennessee	1	0
Playoff Totals		1	0



99



LaJuan
RAMSEY



DEFENSIVE TACKLE

6'3" • 300 lbs. • Born: 3.19.84 • Exp. (NFL/Titans): 3/1 • FA - 2009 • Southern California
2008 GP/GS: 4/0 (Playoffs 0/0) • Career GP/GS: 19/0 (Playoffs 0/0) • Venice Beach, Calif.

PRO: A large and imposing presence, LaJuan Ramsey was added to the roster as a free agent during the 2009 offseason. The 6-foot-3, 300-pound defensive tackle has previously spent time with the Philadelphia Eagles, San Francisco 49ers and Indianapolis Colts. In 19 career games, he has accumulated 24 tackles and one interception. After appearing in 15 games in two

seasons with the Eagles, he was claimed off waivers by the 49ers on June 17, 2008. After his release on Aug. 31, he was then signed by the Colts on Sept. 11 and appeared in four games with the Colts. He was released on Oct. 14 and signed by the Titans on Jan. 23. Ramsey originally was selected in the sixth round (204th overall) of the 2006 NFL Draft by the Eagles.

TITANS TIDBITS:

- Ramsey was a high school classmate of NFL linebacker Kevin Burnett and NBA center Tyson Chandler.
- With a college degree in urban planning and development, Ramsey aspires to use his education in the real estate development business. He interned at Cordoba Corporation in 2005, gaining experience in infrastructure development on projects at Los Angeles International Airport and a community college redevelopment.

CAREER HIGHLIGHTS:

- **2008 (4/0 – Indianapolis):** After spending most of offseason with Eagles (waived June 13) and training camp with 49ers (June 17 through Aug. 31), he arrived in Indianapolis Sept. 11 and played four games before being released Oct. 14. Totaled six tackles.
- Posted three tackles in back-to-back games against Jacksonville (9/21) and at Houston (10/5).
- **2007 (9/0 – Philadelphia):** Set career high by appearing in nine contests and recorded nine tackles and one quarterback hurry. Inactive first three games of season and final four contests of season.
- Posted three tackles in games against Chicago (10/21) and at Washington (11/11).
- **2006 (6/0 – Philadelphia):** As rookie, played six games and recorded nine tackles and one interception. Inactive remaining 10 contests.
- Against Green Bay (10/2), snared tipped pass from Brett Favre for first career interception.

COLLEGE:

- Was four-year contributor at both defensive tackle and end for USC squad that compiled

48-4 record and captured two NCAA Championships.

- Earned All-Pac 10 honorable mention as senior after starting 11 games and posting 40 tackles with 6.5 tackles for loss.
- Received degree in urban planning and development.

PERSONAL:

- Married to Emily with one-year-old son, Joshua, and newborn daughter, Niah.
- Attended Dominguez (Calif.) High School, where he earned 2001 Super Prep, All-CIF Southern Section second-team and All-CIF Division II first-team honors as two-way lineman (offensive guard and defensive tackle).
- Did not begin high school football career until junior year.
- Also played basketball at Dominquez H.S.
- Attended Venice (Calif.) High School as freshman and participated on swim team (50m freestyle).
- In the process of founding charity called Random Acts of Kindness (RAOK) in L.A.
- List of favorites: (movie) "Shawshank Redemption"; (TV show) "Martin"; (actor) Martin Lawrence; (music artist or group) Donnie McClurkin; (food) ethnic food; (vacation spot) Jamaica; (school subject) urban planning and development; (car) 1985 Chevy Iroc-Z Camaro; (video game) Madden NFL; and (book) the Bible.
- Born LaJuan Ramsey on March 19, 1984 in Anniston, Ala.

LAJUAN RAMSEY'S NFL STATISTICS

Year	Team	TACKLES							INTERCEPTIONS					FUMBLES			
		GP	GS	Tot	Solo	Asst	Sk	Yds	No	Yds	Lg	TD	PD	FF	FR	Yds	SpT
2006	Philadelphia	6	0	9	2	7	0.0	0	1	-12	-12	0	1	0	0	0	0
2007	Philadelphia	9	0	9	2	7	0.0	0	0	0	0	0	0	0	0	0	
2008	Indianapolis	4	0	6	6	0	0.0	0	0	0	0	0	0	0	0	0	
NFL Totals		19	0	24	10	14	0.0	0	1	-12	-12	0	1	0	0	0	
PLAYOFFS		TACKLES							INTERCEPTIONS					FUMBLES			
Year	Team	GP	GS	Tot	Solo	Asst	Sk	Yds	No	Yds	Lg	TD	PD	FF	FR	Yds	SpT
2006	Philadelphia	0	0	0	0	0	0.0	0.0	0	0	0	0	0	0	0	0	0
Playoff Totals		0	0	0	0	0	0.0	0.0	0	0	0	0	0	0	0	0	0
Single-Game Highs																	
Tackles - 5 vs. Green Bay (10/2/06)																	
Interceptions - 1 vs. Green Bay (10/2/06)																	

VETERANS

Front Office

Coaching Staff

P. RAMSEY

Rookies

2008 Season

Records

History

Playoff History

Sidelines

7



**Patrick
RAMSEY**



QUARTERBACK

6'2" • 225 lbs. • Born: 2.14.79 • Exp. (NFL/Titans): 8/1 • UFA (DEN) - 2009 • Tulane
2008 GP/GS: 1/0 (Playoffs 0/0) • Career GP/GS: 37/24 (Playoffs 1/0) • Ruston, La.

PRO: Patrick Ramsey joins the Titans after spending the last two seasons with the Denver Broncos. The eighth-year quarterback and former first-round draft choice provides depth and experience under center. During his career, Ramsey has completed 511 of 913 passes for 5,930 yards with 35 touchdowns and 30 interceptions for a 74.9 passer rating and his team's have a 10-14 record in his 24 career starts. Prior to arriving in Denver, Ramsey spent his first four seasons with Washington, starting 24 regular season games, before playing in 2006 as a backup for the New York Jets. His best campaign came in 2003 when he started 11 games for the Redskins and totaled a personal-best 2,166 passing yards with 14 touchdowns. Ramsey was originally selected by Washington in the first round (32nd overall) of the 2002 NFL Draft.

TITANS TIDBITS:

- Ramsey won the bronze medal for the javelin at the Junior Pan American Games in Havana, Cuba. He was also rated the No. 1 prep javelin thrower in the country in 1997 and was a member of the state Class 5A championship. He won the prestigious Golden West Invitational in the javelin throw during his senior campaign.
- Ramsey grew up in Ruston, La., and is close friends with Tram Jones, the son of legendary Baltimore Colts quarterback Bert Jones.
- Ramsey is an avid golfer that sports a 3 handicap. He also is an outdoorsman that enjoys bowhunting and fishing at Cottonwood Farms in Denver, Colo., each year.

CAREER HIGHLIGHTS:

- **2008 (1/0 - Denver):** Saw action in a reserve role in one game before being placed on injured reserve with an injured right elbow on Oct. 22.
- At New England (10/20), made his season debut, spelling an injured Jay Cutler for a series at the end of the first half. Completed two of three passes for 19 yards before suffering a season-ending elbow injury.
- **2007 (2/0 - Denver):** Played two games, completing 29 of 48 passes for 262 yards with one touchdown and one interception for a 73.4 passer rating. Also rushed twice for six yards.

- At Detroit (11/4), made his Broncos debut when Jay Cutler went down with a leg injury in the second quarter. Matched his career high with 29 completions on 46 attempts, which marked the second-highest single-game total of his career, while throwing for 262 yards with one touchdown.

2006 (1/0, 1/0 - N.Y. Jets): Acquired from Washington on March 17 in exchange for the Jets 2006 sixth-round draft choice. Played in one game as a backup to Chad Pennington and threw an incompleton against Houston (11/26), marking his only pass of the regular season.

- At New England (1/7), saw first postseason action of his career when he filled in for one play in the first quarter of the Wild Card Game matchup and completed a pass for a loss of one yard.

2005 (4/1 - Washington): Saw action in four games with one start, completing 15 of 25 passes for 289 yards with one touchdown and one interception for a 95.3 passer rating.

- Against Chicago (9/11), opened the season as the starter but was forced to leave the game in the second quarter with a neck injury after completing six of 11 passes for 105 yards with one interception.
- Against N.Y. Giants (12/24), completed five of seven passes for 104 yards with one touchdown.

2004 (9/7 - Washington): Played nine games with seven starts, compiling a 74.8 passer rating in completing 169 of 272 passes for 1,655 yards with 10 touchdowns and 11 interceptions. His 62.1 completion percentage was the fourth-best single-season completion percentage in Washington history (min. 150 att.).

- Against N.Y. Giants (12/5), led the team to a 31-7 win in his third start as he posted an 86.4 completion percentage on 19 of 22 passing and threw for 174 yards with three touchdowns (139.2 passer rating).
- At San Francisco (12/18), completed 18 of 27 passes for 214 yards with one touchdown for a 103.0 passer rating in a win.

2003 (11/11 - Washington): Started the first 11 games before a foot injury forced him to be placed on injured reserve on Dec. 8. Completed 179 of 337 passes for a career-best 2,166 yards with 14 touchdowns and nine interceptions.

Compiled a 75.8 passer rating while posting a 4-7 record as a starter. Registered a pair of 300-yard passing performances for the year.

- At Atlanta (9/14), posted a career-high 356 passing yards, completing 25 of 39 passes with two touchdowns for a 110.6 passer rating, in a 33-31 comeback win.
- Against N.Y. Giants (9/21), posted two more touchdown passes as part of his 23-completion, 348-yard passing performance.
- At Philadelphia (10/5), totaled a career-high 50 passing attempts, posting 25 completions for 271 yards with one passing touchdown and one rushing score.

2002 (9/5 – Washington): Played nine games with five starts as a rookie, completing 117 of 227 passes for 1,539 yards with nine touchdowns and eight interceptions for a 71.8 passer rating.

- At Tennessee (10/6), made his pro debut when he relieved Danny Wuerffel after two series and completed 20 of 34 passes for 268 yards with two touchdowns.
- At Philadelphia (12/15), completed 23 of 35 passes for 213 yards with three touchdowns to post a 110.8 passer rating.

COLLEGE:

- Ramsey played 35 career games with 32 starts at Tulane University, completing 798 of 1,355 passes for 9,205 yards with 72 touchdowns and 51 interceptions. Surpassed the totals posted by Shaun King to set school records for career completions, attempts, passing yards and touchdowns.
- Set a school record with at least one touchdown pass in 31 consecutive games, and his career completion percentage of 58.9 was topped only by Mike McKay (1981-82) in school history.
- Was one of 16 players nationally to earn a National Football Foundation/College Football Hall of Fame Scholar-Athlete award as a senior.
- Started all 11 games for the Green Wave as a senior, completing 256 of 448 passes for 2,935 yards with 22 touchdowns and 13 interceptions. His single-season yardage total

placed third in school history behind his sophomore year mark of 3,410 yards and King's 3,232 yards in 1998.

- Selected to the All-Louisiana first team and All-Conference USA second team as a junior after completing 229 of 389 attempts for 2,833 yards with 24 touchdowns and 14 interceptions.
- Established 20 school records as a sophomore, including the single-season marks for passing yards (3,410), yards per game (310.0), attempts (513) and completions (310). His 25 touchdown passes ranked second on the school's all-time list, and he averaged 304.5 yards of offense per game.
- Graduated cum laude from Tulane with a double degree in accounting and finance.

PERSONAL:

- Ramsey was a two-year starter at Ruston High School in Ruston, La., completing 90 of 201 passes for 1,073 yards with 12 touchdowns as a senior.
- Competed on Tulane's track and field team, posting a Conference USA-best javelin throw of 218 feet during the 1998 outdoor season.
- Participated in several community endeavors as a member of the Washington Redskins and New York Jets. Was a part of the Faith Foundation Harvest Outreach Thanksgiving Basket Drive that helped feed more than 200 underprivileged families in the Washington, D.C. area during the holidays and served as a spokesperson for the Boy Scouts of America National Capital Area troops.
- List of favorites: (movie) "A River Runs Through It"; (TV show) "The Office"; (actor) Ed Norton; (music artist) Josh Ritter; (food) fish; (vacation spot) Colorado Rockies; (school subject) Physics; (car) Ford F-150 4x4; (sports heroes) Dan Marino and John Elway; and (book) "Into the Wild" by Jon Krakauer.
- Married his wife, Virginia, on April 13, 2002, the week before the 2002 NFL Draft. The couple has two daughters, Virginia Ellen and Jane Margaret.
- Patrick Ramsey was born on Feb. 14, 1979, in Ruston, La.

P. RAMSEY GAME-BY-GAME

2002 Washington Redskins		PASSING													RUSHING					
Date	Opp	W/L	P/S	Att	Cmp	Pct	Yds	Yds/Att	TD	Int	Lg	Sk	Spt	Rating	Att	Yds	Avg	Lg	TD	
Sept 8	Atz	W	DNP																	
Sept 16	Phi	L	DNP																	
Sept 22	@ SF	L	DNP																	
Oct 6	@ Ten	W	p	34	20	58.8	268	7.9	2	0	44	1	7	103.6	2	1	0.5	2	0	
Oct 13	NO	L	S	43	21	48.8	320	7.4	1	4	62t	7	56	42.8	1	1	1.0	1t	1	
Oct 20	@ GB	L	S	24	10	41.7	135	5.6	0	0	47	6	43	60.2	2	0	0.0	0	0	
Oct 27	Ind	W	DNP																	
Nov 3	@ Sea	W	DNP																	
Nov 10	@ Jax	L	p	1	0	0.0	0	0.0	0	1	0	0	0	0.0	0	0	0.0	0	0	
Nov 17	@ NYG	L	JA																	
Nov 24	@ Stl	W	DNP																	
Nov 28	@ Dal	L	p	1	0	0.0	0	0.0	0	1	0	0	0	0.0	0	0	0.0	0	0	
Dec 8	NYG	L	p	27	12	44.4	204	7.6	1	0	36	1	11	82.9	0	0	0.0	0	0	
Dec 15	@ Phi	L	S	35	23	65.7	213	6.1	3	0	30t	2	7	110.8	2	3	1.5	3	0	
Dec 22	Hou	W	S	31	14	45.2	190	6.1	2	0	33	0	0	86.8	3	-1	-0.3	1	0	
Dec 29	Dal	W	S	31	17	54.8	209	6.7	0	2	40	1	8	49.0	3	-5	-1.7	-1	0	
Totals		7-9	9/5	227	117	51.5	1,539	6.8	9	8	62t	18	132	71.8	13	-1	-0.1	3	1	

VETERANS

P. RAMSEY GAME-BY-GAME

2003 Washington Redskins		PASSING													RUSHING				
Date	Opp	W/L	P/S	Att	Cmp	Pct	Yds	Yds/Att	TD	Int	Lg	Sk	Lst	Rating	Att	Yds	Avg	Lg	TD
Sept 4	@ NJV	W	S	23	17	73.9	185	8.0	1	1	48	4	18	93.6	2	27	13.5	24	0
Sept 14	@ All	W	S	39	25	64.1	356	9.1	2	0	35	6	46	110.6	0	0	0.0	0	0
Sept 21	@ NYG	L	S	45	23	51.1	348	7.7	2	1	34	3	16	82.5	3	19	6.3	18	0
Sept 28	NE	W	S	22	10	45.5	147	6.7	0	0	30	2	13	67.8	3	5	1.7	7	0
Oct 5	@ Phi	L	S	50	25	50.0	271	5.4	1	2	32	2	13	56.3	3	8	2.7	7	1
Oct 12	TB	L	S	32	21	65.6	211	6.6	1	2	29	4	30	68.6	0	0	0.0	0	0
Oct 19	@ Buf	L	S	25	8	32.0	112	4.5	1	0	47	1	0	60.8	1	0	0.0	0	0
Nov 2	@ Dal	L	S	30	16	53.3	147	4.9	2	0	31	4	43	89.2	0	0	0.0	0	0
Nov 9	Sea	W	S	32	17	53.1	232	7.3	2	2	64	0	0	71.4	1	-1	-1.0	-1	0
Nov 16	@ Car	L	S	35	16	45.7	150	4.3	2	1	23	3	23	65.2	2	4	2.0	4	0
Nov 23	@ Mia	L	S	4	1	25.0	7	1.8	0	0	7	1	4	39.6	0	0	0.0	0	0
Nov 30	NO	L	IA																
Dec 7	@ NYG	W	IA																
Dec 14	Dal	L																	
Placed on injured reserve on Dec. 8																			
Totals	5-11	11/11		337	179	53.1	2,166	6.4	14	9	64	30	206	75.8	15	62	4.1	24	1

2004 Washington Redskins		PASSING													RUSHING				
Date	Opp	W/L	P/S	Att	Cmp	Pct	Yds	Yds/Att	TD	Int	Lg	Sk	Lst	Rating	Att	Yds	Avg	Lg	TD
Sept 12	TB	W	DNP																
Sept 19	@ NYG	L	p	18	9	50.0	142	7.9	1	3	51	3	14	55.6	2	17	8.5	17	0
Nov 14	Cin	L	p	37	18	48.6	210	5.7	1	2	27	4	28	52.8	1	3	3.0	3	0
Nov 21	@ Phi	L	S	34	21	61.8	162	4.8	0	1	15	1	0	61.2	1	0	0.0	0	0
Nov 28	@ Pit	L	S	34	19	55.9	138	4.1	1	1	20	5	33	63.1	0	0	0.0	0	0
Dec 5	NYG	W	S	22	19	86.4	174	7.9	3	0	20	1	6	139.2	3	-1	-0.3	0	0
Dec 12	Phi	L	S	45	29	64.4	251	5.6	0	1	31	3	27	69.8	0	0	0.0	0	0
Dec 18	@ SF	W	S	27	18	66.7	214	7.9	1	0	39	1	5	103.0	1	-1	-1.0	-1	0
Dec 26	@ Dal	L	S	29	19	65.5	158	5.5	1	2	32	2	9	62.1	1	2	2.0	2	0
Jan 2	Min	W	S	26	17	65.4	216	8.3	2	1	45	3	15	100.8	1	-1	-1.0	-1	0
Totals	6-10	9/7		272	169	62.1	1,665	6.1	10	11	51	23	137	74.8	10	19	1.9	17	0

* Did not play as backup quarterback in six consecutive games from Sept. 27 - Nov. 7

2005 Washington Redskins		PASSING													RUSHING				
Date	Opp	W/L	P/S	Att	Cmp	Pct	Yds	Yds/Att	TD	Int	Lg	Sk	Lst	Rating	Att	Yds	Avg	Lg	TD
Sept 11	Chi	W	S	11	6	54.5	105	9.6	0	1	52	2	8	49.4	1	1	1.0	1	0
Oct 23	SF	W	p	1	1	100.0	8	8.0	0	0	8	0	0	100.0	3	-3	-1.0	-1	0
Oct 30	@ NYG	L	p	6	3	50.0	62	10.3	0	0	28	2	19	86.8	3	5	1.7	5	0
Dec 24	NYG	W	p	7	5	71.4	104	14.9	1	0	72	0	0	153.3	0	0	0.0	0	0
Totals	10-6	4/1		25	15	60.0	279	11.2	1	1	72	4	27	95.3	7	3	0.4	5	0

Playoffs
 Jan 7 @ TB W DNP
 Jan 14 @ Sea W DNP
 Totals 1-1 0/0 0 0 0.0 0 0.0 0 0 0 0 0 0 0 0 0 0 0 0 0 0

* Did not play as backup quarterback in four consecutive games from Sept. 19 - Oct. 16. Did not play in seven consecutive games from Nov. 6 - Dec. 20 and the regular season finale on Jan. 1

2006 N.Y. Jets		PASSING													RUSHING				
Date	Opp	W/L	P/S	Att	Cmp	Pct	Yds	Yds/Att	TD	Int	Lg	Sk	Lst	Rating	Att	Yds	Avg	Lg	TD
Nov 26	Hou	W	p	1	0	0.0	0	0.0	0	0	0	0	0	0.0	0	0	0.0	0	0
Totals	10-6	1/0		1	0	0.0	0	0.0	0	0	0	0	0	0.0	0	0	0.0	0	0

Playoffs
 Jan 7 @ NE L p 1 1 100.0 -1 -1.0 0 0 -1 0 0 0 79.2 0 0 0 0 0 0 0
 Totals 0-1 1/0 1 1 100.0 -1 -1.0 0 0 -1 0 0 0 79.2 0 0 0 0 0 0 0

* Did not play as backup quarterback in first 10 games from Sept. 10 - Nov. 19. Did not play Dec. 3 at Green Bay and the final three games from Dec. 17 - Dec. 31. Was inactive for game against Buffalo on Dec. 10

2007 Denver Broncos		PASSING													RUSHING				
Date	Opp	W/L	P/S	Att	Cmp	Pct	Yds	Yds/Att	TD	Int	Lg	Sk	Lst	Rating	Att	Yds	Avg	Lg	TD
Nov 4	@ Del	L	p	46	29	63.0	262	5.7	1	1	21	3	13	76.5	1	4	4.0	4	0
Nov 11	@ KC	W	p	2	0	0.0	0	0.0	0	0	0	0	0	39.6	1	2	2.0	2	0
Totals	7-9	2/0		48	29	60.4	262	5.5	1	1	21	3	13	73.4	2	6	3.0	4	0

* Did not play as backup quarterback in first seven games from Sept. 9 - Oct. 29 and final seven games from Nov. 19 - Dec. 30.

2008 Denver Broncos		PASSING													RUSHING				
Date	Opp	W/L	P/S	Att	Cmp	Pct	Yds	Yds/Att	TD	Int	Lg	Sk	Lst	Rating	Att	Yds	Avg	Lg	TD
Oct 20	@ NE	L	p	3	2	66.7	19	6.3	0	0	10	1	5	84.0	0	0	0.0	0	0
Nov 2	Mia	L																	
Placed on injured reserve on Oct. 22																			
Totals	8-8	1/0		3	2	66.7	19	6.3	0	0	10	1	5	84.0	0	0	0.0	0	0

Front Office

Coaching Staff

P. RAMSEY

Rookies

2008 Season

Records

History

Playoff History

Sidelines

PATRICK RAMSEY'S NFL STATISTICS

PASSING													RUSHING					
Year	Team	GP/GS	Att	Cmp	Pct	Yds	Yd/att	TD	INT	Lg	Sk	Yds	Rat	Att	Yds	Avg	Lg	TD
2002	Wash.	9/5	227	117	51.5	1,539	6.8	9	8	62t	18	132	71.8	13	-1	-0.1	3	1
2003	Wash.	11/11	337	179	53.1	2,166	6.4	14	9	64	30	206	75.8	15	62	4.1	24	1
2004	Wash.	9/7	272	169	62.1	1,665	6.1	10	11	51	23	137	74.8	10	19	1.9	17	0
2005	Wash.	4/1	25	15	60.0	279	11.2	1	1	72t	4	27	95.3	7	3	0.4	5	0
2006	N.Y. Jets	1/0	1	0	0.0	0	0.0	0	0	0	0	0	39.6	0	0	0.0	0	0
2007	Denver	2/0	48	29	60.4	262	5.5	1	1	21	3	13	73.4	2	6	3.0	4	0
2008	Denver	1/0	3	2	66.7	19	6.3	0	0	10	1	5	84.0	0	0	0.0	0	0
NFL Totals		37/24	913	511	56.0	5,930	6.5	35	30	72t	79	520	74.9	47	89	1.9	24	2

PASSING													RUSHING					
Year	Team	GP/GS	Att	Cmp	Pct	Yds	Yd/att	TD	INT	Lg	Sk	Yds	Rat	Att	Yds	Avg	Lg	TD
2005	Wash.	0/0	0	0	0.0	0	0.0	0	0	0	0	0	0.0	0	0	0.0	0	0
2006	N.Y. Jets	1/0	1	1	100.0	-1	-1.0	0	0	-1	0	0	79.2	0	0	0.0	0	0
Playoff Totals		1/0	1	1	100.0	-1	-1.0	0	0	-1	0	0	79.2	0	0	0.0	0	0

Single-Game Highs

Attempts - 50 at Philadelphia (10/5/03)
 Completions - 29 (twice, last at Detroit 11/4/07)
 Yards - 356 at Atlanta (9/14/03)
 Completion Percentage - 86.4% vs. N.Y. Giants (12/5/04)
 Touchdowns - 3 (twice, last vs. N.Y. Giants 12/5/04)
 Long Pass - 72t vs. N.Y. Giants (12/24/05)
 Interceptions - 4 vs. New Orleans (10/13/02)
 Passer Rating - 139.2 vs. N.Y. Giants (12/5/04)
 Rushing Attempts - 3 (eight times, last at N.Y. Giants 10/30/05)

Rushing Yards - 27 vs. N.Y. Jets (9/4/03)
 Longest Rush - 24 vs. N.Y. Jets (9/4/03)
 Rushing Touchdowns - 1 (twice, last at Philadelphia 10/5/03)

Playoff Single-Game Highs

Attempts - 1 at New England (1/7/07)
 Completions - 1 at New England (1/7/07)
 Yards - minus-1 at New England (1/7/07)

71



Michael ROOS



OFFENSIVE TACKLE

PRO BOWLS

6'7" • 315 lbs. • Born: 10.5.82 • Exp. (NFL/Titans): 5/5 • D2 - 2005 • Eastern Washington
 2008 GP/GS: 16/16 (Playoffs 1/1) • Career GP/GS: 64/64 (Playoffs 2/2) • Vancouver, Wash.



PRO: Although he has played football for a total of 10 years and has only been an offensive lineman for seven of those seasons, Michael Roos is one of the NFL's top offensive linemen and a building block of the Titans' future. Roos' size (6-7, 315 pounds), athleticism and intelligence have made him one of the premier young left tackles in the NFL. He has started every game in his first four seasons, 15 games at right tackle and 49 contests at left tackle. Only three other players from the 2005 draft (Logan Mankins, Kerry Rhodes and DeMarcus Ware) and only one other offensive player (Mankins) have started all 64 regular season games since being drafted. For the third consecutive season, Roos started every game at left tackle for the Titans in 2008. The Eastern Washington product was selected to his first career Pro Bowl and was named first-team Associated Press All-Pro after helping an offensive line allow an NFL-low 12 sacks. In 2007, he helped open holes for the

NFL's fifth-best rushing attack that averaged 131.8 yards per game. Playing every game on the left side in 2006, he helped an offense that ranked fifth in the NFL with 2,214 rushing yards and was tied for 10th-best in the league with only 29 sacks allowed. A native of Estonia, Roos began playing football as a high school senior. His first year as an offensive lineman was as a sophomore at Eastern Washington. Roos gained notoriety among NFL scouts with his impressive showing at the 2005 Senior Bowl, dominating Division I-A players at both left and right tackle spots. At the NFL Combine, he ran the 40-yard dash in 5.3 seconds, bench pressed 225 pounds 19 times and displayed a 29-inch vertical leap. He was selected by the Titans in the second round (41st overall) of the 2005 NFL Draft after the team traded its initial second-round selection (37th) to Detroit for their second- and fourth-round picks (41st and 113th).

Front Office
 Coaching Staff
 P. RAMSEY/
 ROOS
 Rookies
 2008 Season
 Records
 History
 Playoff History
 Sidelines

TITANS TIDBITS:

- Roos will become just the second Eastern Washington player in school history to have his jersey number permanently retired with a ceremony on Oct. 24, 2009.
- Roos spent the first 10 years of his life in the former Soviet Republic of Estonia, where his family lived in poverty despite his mother, Mae Bates, teaching violin during the day and working nights at a hotel desk. In 1992, one year after the collapse of the Soviet Union, his mother immigrated with him, his brother and his sister to Vancouver, Wash., where they lived with an aunt. In July 2007, Roos, along with his wife, Katherine, traveled back to Estonia for the first time since leaving the country. Their trip to his native land was part of a larger vacation that took them through England, Scotland and Germany.
- During the 2009 offseason, Roos and Katherine continued to travel the world with a week-long trip to Ireland that included playing golf and a two-week European excursion that included stops in Prague, Vienna, Venice, Monaco, Paris and Munich. In 2008, the couple spent a week in Italy with stops in Milan and Venice, as well as a four-day venture to Iceland and a four-day trip to the Bahamas.
- He earned a scholarship to Eastern Washington after playing one season at tight end in high school. He redshirted as a tight end on the football team and also redshirted on the basketball team for one season before focusing exclusively on football. He spent a year playing on the defensive line before switching to offensive tackle, where he started at left tackle every game for the next three seasons, a total of 35 consecutive contests.
- His mother now teaches English as a second language at an Atlanta, Ga., elementary school.
- Roos' wife Katherine opened a coffee house, Drinkhaus, in Nashville's Germantown area in August 2008.
- Roos is believed to be the first Estonian to play in the NFL.
- One of Roos' college coaches was former Titans offensive lineman Tom Ackerman. In scouting Roos, the team – and particularly offensive line coach Mike Munchak – was able to speak frankly with Ackerman and gain further insight regarding the rookie's personality and abilities.
- He started the Michael Roos Foundation during his second year in the NFL. The foundation has hosted a fundraiser during the last two offseasons, a sports auction and dinner that raised over \$80,000 for children's charities in Washington. He currently is working on plans for his first fundraiser in Nashville.

CAREER HIGHLIGHTS:

2008 (16/16, 1/1): Selected to his first career Pro

Bowl and was named first-team Associated Press All-Pro after starting all 16 games at left tackle. Was also selected to All-Pro or All-NFL teams by the Dallas Morning News, Pro Football Weekly/Professional Football Writers of America, Sports Illustrated and Sporting News. Part of an offensive line that allowed an NFL-low 12 sacks in 2008. Member of an offensive line that opened holes for Titans' rushers to gain a franchise-record 332 rushing yards at Kansas City (10/19). Part of an offensive front that did not allow a sack for five consecutive games (9/21/08 – 10/27/08). Has started 64 consecutive games at tackle for the Titans.

- At Cincinnati (9/14), helped pave the way for Titans' rushers to gain 177 yards on the ground in the 24-7 road victory. Saved a turnover by recovering a Kerry Collins' fumble at the Tennessee 38-yard line in the second quarter.
- At Baltimore (10/5), member of an offensive line that did not allow a sack on 32 pass attempts in the Titans' 13-10 comeback victory over the Ravens. Marked the third consecutive game the front did not allow a sack.
- At Kansas City (10/19), member of an offensive front that opened holes for Tennessee ball carriers to rush for a franchise-record 332 rushing yards in the Titans' commanding 34-10 road victory over the Chiefs. Part of an offensive line that did not allow a sack for the fourth straight game.
- Against Indianapolis (10/27), part of an offensive line that did not allow a sack despite 37 pass attempts in the Titans' 31-21 victory over the Colts on Monday Night Football.
- At Detroit (11/27), member of an offensive front that blocked for Titans' ball carriers to gain 292 yards on the ground in the Titans' commanding 47-10 victory over the Lions on Thanksgiving.
- Against Pittsburgh (12/21), part of an offensive front that helped amass 322 total yards, the most against Pittsburgh this season, in the Titans' 31-14 victory.
- In Divisional playoffs against Baltimore (1/10), helped the Titans offense amass 391 total yards.

2007 (16/16, 1/1): Started all 16 games at left tackle for the third consecutive season. Helped open holes for Titans' rushers to average 131.8 yards per game, ranking the rushing attack fifth in the NFL. Blocked for LenDale White who registered his first 1,000-yard rushing season (1,110) in his second NFL campaign. Part of an offensive front that finished 14th in the league with 30 sacks allowed.

- At Jacksonville (9/9), member of an offensive front that opened holes for Titans' rushers to gain 282 rushing yards, the second-highest total in franchise history.
- At Houston (10/21), member of an offensive line that opened holes for Titans' rushers to

gain 155 rushing yards in the Titans' thrilling 38-36 victory over the Texans. Part of an offensive front that allowed just one sack on 42 pass attempts.

- At Indianapolis (12/30), part of an offensive line that opened holes and provided protection allowing the offense to gain 356 total yards in the Titans' 16-10 playoff-clinching victory.

2006 (16/16): Started all 16 games for second consecutive season. Made all 16 starts at left tackle and helped rushing offense rank third in the AFC and fifth in the NFL with 2,214 yards. Helped set franchise season record with 4.7-average yards per carry (seventh in NFL), and was member of line that finished tied for 10th in NFL with 29 sacks allowed. Protected quarterback Vince Young, who was named Associated Press Offensive Rookie of the Year.

- At Indianapolis (10/8), helped offense gain 214 rushing yards and held Colts without a sack.
- Against Indianapolis (12/3), blocked for offense that gained 382 yards, including season-high 219 on ground, and did not allow any sacks for second game of season versus Colts.
- At Buffalo (12/24), helped team rush for 215 yards.

2005 (16/16): Started all 16 games in rookie season – 15 games at right tackle and one contest at left tackle (9/11 at Pittsburgh). Protected quarterback Steve McNair as team ranked ninth in NFL in passing and Chris Brown and Travis Henry combined for 1,186 rushing yards. Helped team finish tied for 10th in league in fewest sacks allowed (31).

- In season opener at Pittsburgh (9/11), started at left tackle against eventual Super Bowl Champions in NFL debut. Started in place of Brad Hopkins.
- Following week against Baltimore (9/18), started at right tackle and helped offense gain 290 yards in victory. Started at right tackle for remainder of season.

COLLEGE:

- At Eastern Washington, started 35 consecutive games at left tackle after beginning his career as defensive lineman. Earned numerous accolades, including first-team All-American by The NFL Draft Report, American Football Coaches Association and The Sports Network, second-team AP All-American, Division I-AA Offensive Lineman of the Year by The NFL Draft Report, unanimous first-team All-Big Sky Conference and two-time Big Sky All-Academic selection.
- As senior, started all 13 games at left offensive tackle. Contributed 113 knockdown blocks and 17 blocks that resulted in touchdowns while allowing just two sacks all season.
- As junior, started every game at left tackle for second-consecutive season and earned honorable mention All-Big Sky Conference. Totaled 61 knockdown blocks with seven

blocks resulting in touchdowns.

- As sophomore, started all 11 games at left tackle and earned honorable mention All-Big Sky honors.
- As redshirt freshman, played in eight games as defensive end and defensive tackle with two starts and totaled 17 tackles, 1.5 sacks, three tackles for loss, one forced fumble and one fumble recovery.
- Graduated in March 2005 with double major in finance and economics.

PERSONAL:

- Married to Katherine (7/06), couple resides in Nashville and maintains close connections in Vancouver, Wash.
- Named second-team All-Greater St. Helens League as tight end at Mountain View (Vancouver, Wash.) High School after recording 18 receptions for 306 yards and three touchdowns as senior. Also collected 40 tackles and two sacks as defensive lineman.
- Earned All-League honors for Mountain View basketball team and also threw javelin for track & field team (long throw of 185 feet).
- Earned scholar-athlete honors three times in basketball, twice in track and once in football.
- List of favorites: (movies) "The Dark Knight," "Anchorman," "Borat," "Hitman" and "The 40-Year-Old Virgin"; (TV shows) "Family Guy," "The Office" and "Seinfeld"; (actor) Will Ferrell; (music artist) Brian McKnight; (video games) Madden NFL Football and Tiger Woods Golf; (school subject) finance; (food) bacon cheeseburgers; and (book) "The Da Vinci Code."
- Born Mihkel Roos on Oct. 5, 1982 in Tallinn, Estonia.

ROOS' NFL STATISTICS

Year	Team	GP	GS
2005	Tennessee	16	16
2006	Tennessee	16	16
2007	Tennessee	16	16
2008	Tennessee	16	16
NFL Totals		64	64



PLAYOFFS			
Year	Team	GP	GS
2007	Tennessee	1	1
2008	Tennessee	1	1
Playoff Totals		2	2

Starts Breakdown: 2005 - LT 1, RT 15; 2006 - LT 16; 2007 - LT 16 (playoffs 1); 2008 - LT 16 (playoffs 1)

Additional Career Statistics
Receptions - 1 for 7 yards (2005)

VETERANS

Front Office

Coaching Staff

SCAIFE

Rookies

2008 Season

Records

History

Playoff History

Sidelines



Bo
SCAIFE

TIGHT END



6'3" • 249 lbs. • Born: 1.6.81 • Exp. (NFL/Titans): 5/5 • D6 - 2005 • Texas
2008 GP/GS: 16/7 (Playoffs 1/1) • Career GP/GS: 62/39 (Playoffs 1/1) • Denver, Colo.

PRO: Bo Scaife enters his fifth NFL season as an established playmaker at tight end for the Titans. An athletic target with the ability to separate from defenders and make tough catches in traffic, he is a valuable asset in the offensive scheme. In his first four NFL seasons, Scaife, the club's fourth all-time leading pass-catcher among tight ends, posted 170 receptions for 1,625 yards and seven touchdowns. He missed just two games in his initial four campaigns (62 games, 39 starts), an impressive record of durability for a player who overcame three ACL surgeries during high school and college. Among the group of tight ends drafted in 2005, Scaife ranks first in receptions and second in receiving yards (Heath Miller). In 2008, he led all Titans tight ends in receiving for the third consecutive season and set career highs with 58 catches and 561 yards. His reception total ranked fifth in AFC and seventh in NFL among tight ends. As a rookie in 2005, his 37 receptions set the franchise rookie record for tight ends, surpassing Ben Troupe's 2004 total (33). He also was part of a tight end group (Erron Kinney, Troupe and Gregg Guenther) that finished the season with 149 receptions, which ranked second in league history for that position. In pre-draft workouts the thick-framed tight end ran a 4.82-second 40-yard dash and bench pressed 225 pounds 24 times. He was selected in the sixth round (179th overall) of the 2005 NFL Draft.

TITANS TIDBITS:

- Scaife's career is a testament to overcoming adversity with hard work and dedication. He was forced to overcome three separate ACL injuries – one in high school (1999) and two in college (2000 and 2002) en route to his NFL career.
- Scaife was trained during his youth in

the martial arts. He earned black belts in taekwondo and shotokan and feels the training contributed to his success in football, particularly in the development of hand and eye coordination.

- His most memorable college football moment was closing out his senior year with a win over the Michigan Wolverines in the Rose Bowl. A year later he was back at the Rose Bowl as a spectator, watching the Longhorns and current teammate Vince Young defeat USC to claim a BCS Championship.
- When the Titans selected Vince Young third overall in the 2006 NFL Draft, Scaife was reunited with one of his best friends and former college teammates. The two have strengthened their friendship in Tennessee and, paired with Ahmard Hall and Michael Griffin, make up a foursome of former Texas Longhorns on the Titans roster.

CAREER HIGHLIGHTS:

- 2008 (16/7, 1/1):** Led Titans and set career high with 58 receptions for 561 yards and two touchdowns. His reception total ranked fifth in AFC and seventh in NFL among tight ends. Played all 16 regular season games for second consecutive season and earned seven starts.
- Against Jacksonville (9/7), recorded first career 100-yard game, leading team with 105 yards on six receptions in season opener. His career-long 44-yard reception helped set up game-winning touchdown in fourth quarter.

RECEPTIONS BY TIGHT ENDS

Most receptions by NFL tight ends in 2008:

Player	Team	Rec	Yds	Avg	Lg	TD
1. Tony Gonzalez	KC	96	1,058	11.0	35	10
2. Chris Cooley	Was	83	849	10.2	28	1
3. Jason Witten	Dal	81	952	11.8	42	4
4. Dallas Clark	Ind	77	848	11.0	33	6
5. Owen Daniels	Hou	70	862	12.3	35	2
6. Antonio Gates	SD	60	704	11.7	34	8
7. Bo Scaife	Ten	58	561	9.7	44	2
8. Zach Miller	Oak	56	778	13.9	63t	1
9. John Carlson	Sea	55	627	11.4	33	5
10. Greg Olsen	Chi	54	574	10.6	52	5

- Against Houston (9/21), recorded first touchdown of season, a nine-yard reception from Kerry Collins.
- At Baltimore (10/5), led team and tied then-career high in receptions with seven catches for 72 yards. On game-winning drive in fourth quarter, caught three passes for 37 yards, including 15-yarder on third-and-five that set up touchdown on next play.
- At Chicago (11/9), set a new career high with 10 receptions in a 21-14 victory. His totals included 78 yards and 10-yard touchdown catch to tie game at 7-7 in second quarter. He recorded seven receptions for 53 yards and a score in first half. His final reception for 10 yards gave Titans a first down at two-minute warning and allowed them to kneel to end game.
- Against New York Jets (11/23), totaled three receptions for 40 yards. His 15-yard reception in fourth quarter allowed him to eclipse his previous career high of 46 receptions in 2007.
- Against Baltimore (1/10), made career playoff debut and registered four receptions for 23 yards in Divisional Round game.

2007 (16/15, 0/0): Played in all 16 games with 15 starts. Led Titans tight end corps for second consecutive season with career-high 46 receptions, which also ranked third overall on team. Set new career high with 421 receiving yards and scored one touchdown.

- Led or tied for team lead in receptions five times (at JAX, at HST, vs. OAK, vs. CAR, at CIN) and led team in receiving yards once (vs. CAR).
- At New Orleans (9/24), helped lift the Titans to win on Monday Night Football with a three-catch, 26-yard performance that included three-yard touchdown reception.
- Against Houston (12/2), recorded four receptions for season-high 57 yards, including season-best 26-yard reception.
- At Indianapolis (12/30), posted three receptions for 22 yards in playoff-clinching win. However, suffered lacerated liver, causing him to be placed on injured reserve on Jan. 2 and miss playoff game at San Diego (1/6).

2006 (14/12): Played in 14 contests with then career-high 12 starts. Scaife ranked third on team with 29 receptions for a then career-high 370 yards (12.8) and tied career high with two touchdowns. Scaife also rushed for 13 yards on one carry with touchdown. Was inactive two games (12/24 at Buffalo and 12/31 against New England) with ankle injury.

- Against Baltimore (11/12), recorded two receptions for 48 yards and registered first rushing touchdown of career on 13-yard run after a pitch from Vince Young.
- Against N.Y. Giants (11/26), tied season-high with five receptions for 34 yards and one

touchdown in 21-point fourth quarter comeback.

2005 (16/5): Played in all 16 games with five starts and totaled 37 receptions for 273 yards (7.4 avg.) with two touchdowns. Finished fifth among NFL rookies in receptions and ranked third among rookie tight ends. Scaife's 37 receptions also set franchise rookie record for receptions by rookie tight end (Troupe - 33 in 2004).

- Along with rookie receivers Courtney Roby, Brandon Jones and Roydell Williams, each recorded 20 or more receptions, making them first rookie foursome to accomplish the feat since 1968 Buffalo Bills.
- Teamed with Titan tight ends Kinney, Troupe and Guenther to record 149 receptions, which ranks them second in league history to 1984 San Diego Chargers that totaled 163 receptions.
- Posted career-high seven receptions for 39 yards and registered first career touchdown against Indianapolis (10/2).
- Caught 34th pass of season, setting franchise record for most receptions by rookie tight end in franchise history against Miami (12/24).

COLLEGE:

- Finished Longhorn career ranked second among tight ends for receptions and finished third all-time among tight ends for career receiving yards.
- As senior, earned first team All-Big 12 honors while playing in all 12 games. Second on team with 26 receptions for 348 yards and two touchdowns.
- As junior, returned to action after being out for 2002 season, played in 13 games and was All-Big 12 Conference honorable mention. Fourth on team with 16 receptions for 205 yards (12.8 avg.) and two touchdowns.
- As sophomore, earned All-Big 12 honorable mention while playing in 12 games. Recorded 30 receptions for 396 yards (13.2 avg.) and touchdown grab.
- As freshman, played in seven games and caught three receptions for 48 yards (16.0 avg.).
- Graduated with education degree in December 2004.

PERSONAL:

- Splits time between Nashville and Denver, Colo., with daughter, Mia Raye (1).
- Attended J.K. Mullen (Denver, Colo.) HS, earned Parade All-American, Gatorade Circle of Champions Colorado Player of the Year, Rocky Mountain News Colorado Offensive Player of the Year and second team All-USA honors at tight end by USA Today as a senior. Also two-time first team Colorado 5A All-State selection by Denver Post. Led team to

VETERANS

Front Office

Coaching Staff

SCAIFE

Rookies

2008 Season

Records

History

Playoff History

Sidelines

Colorado 5A state title as a senior, while catching 62 passes for 1,400 yards and 19 touchdowns and rushing for 250 yards on 20 carries and one touchdown.

- All-State baseball selection and honor roll student in high school.
- High school teammates with Tampa Buccaneers third-round pick in 2005 NFL Draft, tight end Alex Smith.
- In college volunteered to spend time with

youth at Austin's Zoo.

- List of favorites: (movie) "American Gangster"; (TV show) "Pardon The Interruption"; (music artist) T.L.; (car) Mercedes-Benz McLaren; (video game) Madden Football; (food) Bar-B-Q; (actor) Jamie Foxx; (vacation spot) Las Vegas; and (book) "Bo Knows Bo."
- Born Oliver Edward Scaife III on Jan. 6, 1981 in Denver, Colo.

SCAIFE GAME-BY-GAME

2005 Tennessee Titans		RECEIVING									
Date	Opp	W/L	P/S	No	Yds	Avg	Lg	TD			
Sept 11	@ Pit	L	S	2	22	11.0	12	0			
Sept 18	@ Bal	W	P	0	0	-	-	0			
Sept 25	@ Stl	L	P	0	0	-	-	0			
Oct 2	@ Ind	L	P	7	39	5.6	9	1			
Oct 9	@ Hou	W	P	0	0	-	-	0			
Oct 16	@ Cin	L	S	1	9	9.0	9	0			
Oct 23	@ Ari	L	P	2	14	7.0	9	0			
Oct 30	@ Oak	L	S	5	19	3.8	19	0			
Nov 6	@ Cle	L	P	5	59	11.8	19	0			
Nov 20	Jax	L	P	0	0	-	-	0			
Nov 27	S.F.	W	P	0	0	-	-	0			
Dec 4	@ Ind	L	P	6	53	8.8	14	0			
Dec 11	Hou	W	S	2	12	6.0	6	0			
Dec 18	@ Sea	L	S	2	13	6.5	7	0			
Dec 24	@ Mia	L	P	3	18	6.0	8	0			
Jan 1	@ Jax	L	P	2	15	7.5	10	1			
Totals		4-12	16/5	37	273	7.4	19	2			

2006 Tennessee Titans		RECEIVING									
Date	Opp	W/L	P/S	No	Yds	Avg	Lg	TD			
Sept 10	@ NYJ	L	S	1	12	12.0	12	0			
Sept 17	@ SD	L	P	3	53	17.7	28	0			
Sept 24	@ Mia	L	S	3	53	17.7	27	1			
Oct 1	@ Dal	L	S	3	40	13.3	18	0			
Oct 8	@ Ind	L	S	0	0	-	-	0			
Oct 15	@ Was	W	S	1	6	6.0	6	0			
Oct 29	@ Hou	W	S	2	15	7.5	11	0			
Nov 5	@ Jax	L	S	5	70	14.0	23	0			
Nov 12	@ Bal	L	S	2	48	24.0	34	0			
Nov 19	@ Phi	W	S	0	0	-	-	0			
Nov 26	@ NYG	W	P	5	34	6.8	11	1			
Dec 3	@ Ind	W	S	2	31	15.5	20	0			
Dec 10	@ Hou	W	S	2	8	4.0	6	0			
Dec 17	@ Jax	W	IA								
Dec 24	@ Buf	W	IA								
Dec 31	@ NE	L	S	0	0	-	-	0			
Totals		8-8	14/12	29	370	12.8	34	2			

2007 Tennessee Titans		RECEIVING									
Date	Opp	W/L	P/S	No	Yds	Avg	Lg	TD			
Sept 9	@ Jax	L	P	2	18	9.0	21	0			
Sept 16	@ Ind	L	S	1	8	8.0	8	0			
Sept 24	@ NO	W	S	3	26	8.7	19	1			
Oct 7	@ Atl	W	S	1	3	3.0	3	0			
Oct 14	@ TB	L	S	3	45	15.0	17	0			
Oct 21	@ Hou	W	S	6	49	8.2	15	0			
Oct 28	@ Oak	W	S	2	12	6.0	8	0			
Nov 4	@ Car	W	S	6	35	5.8	11	0			
Nov 11	@ Jax	L	S	3	38	12.7	16	0			
Nov 19	@ Den	L	S	4	49	12.3	20	0			
Nov 25	@ Cin	H	S	5	33	6.6	9	0			
Dec 2	@ Hou	W	S	4	57	14.3	26	0			
Dec 9	@ SD	L	S	2	14	7.0	9	0			
Dec 16	@ KC	W	S	0	0	-	-	0			
Dec 23	@ NYJ	W	S	1	12	12.0	12	0			
Dec 30	@ Ind	W	S	3	22	7.3	12	0			
Totals		10-6	16/15	46	421	9.2	26	1			

Playoffs		Placed on injured reserve									
Date	Opp	W/L	P/S	No	Yds	Avg	Lg	TD			
Jan 6	@ SD	L		0	0	-	-	0			
Totals		0-1	0/0	0	0	-	-	0			

2008 Tennessee Titans		RECEIVING									
Date	Opp	W/L	P/S	No	Yds	Avg	Lg	TD			
Sept 7	@ Jax	W	P	6	105	17.5	44	0			
Sept 14	@ Cin	W	P	1	6	6.0	6	0			
Sept 21	@ Hou	W	S	3	26	8.7	11	1			
Sept 28	@ Min	W	P	3	17	5.7	9	0			
Oct 5	@ Bal	W	P	7	72	10.3	15	0			
Oct 19	@ KC	W	S	3	48	16.0	26	0			
Oct 27	@ Ind	W	S	5	44	8.8	16	0			
Nov 2	@ GB	W	S	4	26	6.5	10	0			
Nov 9	@ Chi	W	P	10	78	7.8	14	1			
Nov 16	@ Jax	W	S	2	28	14.0	20	0			
Nov 23	@ NYJ	L	S	3	40	13.3	17	0			
Nov 27	@ Det	W	P	1	8	8.0	8	0			
Dec 7	@ Cle	W	P	2	19	9.5	14	0			
Dec 14	@ Hou	L	P	3	11	3.7	9	0			
Dec 21	@ Pit	W	S	4	25	6.3	9	0			
Dec 28	@ Ind	L	P	1	8	8.0	8	0			
Totals		13-3	16/7	58	561	9.7	44	2			

Playoffs		Placed on injured reserve									
Date	Opp	W/L	P/S	No	Yds	Avg	Lg	TD			
Jan 10	@ Bal	L	S	4	23	5.8	14	0			
Totals		0-1	1/1	4	23	5.8	14	0			

BO SCAIFE'S NFL STATISTICS

		RECEIVING					RUSHING						
Year	Team	GP	GS	No	Yds	Avg	Lg	TD	Att	Yds	Avg	Lg	TD
2005	Tennessee	16	5	37	273	7.4	19	2	0	0	0.0	0	0
2006	Tennessee	14	12	29	370	12.8	34	2	1	13	13.0	13	1
2007	Tennessee	16	15	46	421	9.2	26	1	0	0	0.0	0	0
2008	Tennessee	16	7	58	561	9.7	44	2	0	0	0.0	0	0
NFL Totals		62	39	170	1,625	9.6	44	7	1	13	13.0	13t	1

		RECEIVING					RUSHING						
Year	Team	GP	GS	No	Yds	Avg	Lg	TD	Att	Yds	Avg	Lg	TD
2007	Tennessee	0	0	0	0	0.0	0	0	0	0	0.0	0	0
2008	Tennessee	1	1	4	23	5.8	14	0	0	0	0.0	0	0
Playoff Totals		1	1	4	23	5.8	14	0	0	0	0.0	0	0

Single-Game Highs

Receptions - 10 at Chicago (11/9/08)
 Receiving Yards - 105 vs. Jacksonville (9/7/08)
 Long Reception - 44 vs. Jacksonville (9/7/08)
 Touchdown Receptions - 1 (seven times, last at Chicago 11/9/08)
 Rushing Attempts - 1 vs. Baltimore (11/12/06)
 Rushing Yards - 13 vs. Baltimore (11/12/06)
 Long Rush - 13t vs. Baltimore (11/12/06)

Rushing Touchdowns - 1 vs. Baltimore (11/12/06)

Playoff Single-Game Highs

Receptions - 4 vs. Baltimore (1/10/09)
 Receiving Yards - 23 vs. Baltimore (1/10/09)
 Long Reception - 14 vs. Baltimore (1/10/09)

Additional Statistics

Tackles - 1 (2006), 1 (2007)
 Kickoff Returns - 4-64 (2006)

73



Jake
SCOTT

GUARD



SUPER BOWLS

6'5" • 295 lbs. • Born: 4.16.81 • Exp. (NFL/Titans): 6/2 • UFA (Ind) - 2008 • Idaho
 2008 GP/GS: 16/16 (Playoffs 1/1) • Career GP/GS: 76/73 (Playoffs 9/9) • Lewiston, Idaho



PRO: Jake Scott joined the Titans as an unrestricted free agent from the Indianapolis Colts on March 10, 2008. A tenacious, hard-nosed blocker, the sixth-year pro has been a durable player, starting 71 consecutive games over the last four seasons. Scott has the ability to play either guard position and has even started three games at right tackle during his career. In his first season with the Titans in 2008, he started all 16 contests at right guard and was a member of an offensive front that allowed an NFL-low 12 sacks. With the Colts, Scott was a member of an offensive line that helped produce more than 5,000 net yards in each of his four seasons. The offensive line yielded only 72 sacks in 64 games while Scott was with the Colts, the lowest total in NFL. The Idaho product is a seasoned veteran of the postseason having qualified for the playoffs in each of his first five seasons in the NFL. Scott was originally drafted by the Colts in the fifth round (141st overall) of the 2004 NFL Draft.

TITANS TIDBITS:

- Scott, a former walk-on at the University of Idaho, started 45 games during his four-year collegiate career. He is one of just two Vandals players since 2001 to be selected in the NFL Draft when the Colts picked him in the fifth round in 2004.
- Scott wasted no time meeting and greeting the Titans faithful as he took part in Titans Caravan 2008, visiting fans in Martin, Dyersburg and Dyer. Scott's Caravan schedule also took him to Kentucky with stops in Mayfield, Princeton and Paducah.

CAREER HIGHLIGHTS:

2008 (16/16, 1/1 - Tennessee): Started all 16 games at right guard and was a part of an offensive line that allowed an NFL-low 12 sacks in 2008. Member of an offensive line that opened holes for Titans' rushers to gain a franchise-record 332 rushing yards at Kansas City (10/19/08). Part of an offensive front that

Front Office
 Coaching Staff
 SCARF/SCOTT
 Rookies
 2008 Season
 Records
 History
 Playoff History
 Sidelines

did not allow a sack for five consecutive games (9/21/08 – 10/27/08).

- At Baltimore (10/5), member of an offensive line that did not allow a sack on 32 pass attempts in the Titans' 13-10 comeback victory over the Ravens. Marked the third consecutive game the front did not allow a sack.
- At Kansas City (10/19), member of an offensive front that opened holes for Tennessee ball carriers to rush for a franchise-record 332 rushing yards in the Titans' commanding 34-10 road victory over the Chiefs. Part of an offensive line that did not allow a sack for the fourth straight game.
- Against Indianapolis (10/27), part of an offensive line that did not allow a sack despite 37 pass attempts in the Titans' 31-21 victory over the Colts on Monday Night Football.
- At Detroit (11/27), member of an offensive front that blocked for Titans' ball carriers to gain 292 yards on the ground in the Titans' commanding 47-10 victory over the Lions on Thanksgiving.
- Against Pittsburgh (12/21), part of an offensive front that helped amass 322 total yards, the most against Pittsburgh in 2008, in the Titans' 31-14 victory.
- In Divisional playoffs against Baltimore (1/10), helped the Titans offense amass 391 total yards.

2007 (16/16, 1/1 – Indianapolis): Started all 16 games, 15 at right guard and one at right tackle (at Atlanta, 11/22).

- Part of an offensive line that allowed 23 sacks in 2007, ranking 5th in AFC and 7th in NFL in fewest sacks allowed.
- Against San Diego (1/13), started at right guard in Divisional Playoff loss to the Chargers.

2006 (16/16, 4/4 – Indianapolis): Started all 16 regular season games at right guard for the Super Bowl XLI champions and helped the offensive line surrender a league-low 15 sacks, the third consecutive season the team accomplished the feat.

- Started all four postseason contests at right guard – against Kansas City in the Wild Card playoffs (1/6), at Baltimore in the Divisional Playoffs (1/13), against New England in the AFC Championship (1/21), and against Chicago in Super Bowl XLI (2/4) – and helped the club average 151.0 rushing yards per game and hold 35:02 time of possession average.

2005 (16/16, 1/1 – Indianapolis): Started all 16 regular season games for the first time in his career, including 14 starts at right guard and two at right tackle (12/24 at Seattle and 1/1 vs.

Arizona).

- Member of an offensive front that surrendered league-low 20 sacks.
- Part of an offensive line that helped Edgerrin James produce 1,506 rushing yards, his fourth career 1,500+ season, including nine 100+ games.
- Started at right guard in Divisional Playoff loss against Pittsburgh (1/15).

2004 (12/9, 2/2 – Indianapolis): Named to the Football Digest NFL All-Rookie team. Started nine of 12 outings and was active but did not play first four contests. Made his first career start at right guard at Kansas City (10/31), before starting at left guard against Houston (11/14). Started at right guard in the final seven games of season. Appeared as a reserve on special teams against Oakland (10/10), against Jacksonville (10/24) and against Minnesota (11/8).

- Part of an offensive front that helped club set franchise records in net yards (6,475), points scored (522), touchdowns (66) and first downs (379).
- Member of an offensive line that surrendered 14 sacks, tying league low.
- Started at right guard in both postseason contests, against Denver in the Wild Card round (1/9) and at New England in the Divisional Playoffs (1/16).

COLLEGE:

- Four-year player who started 45 career games at right tackle for Idaho.
- Named second-team All-Sun Belt Conference. Started 12 games as senior for the Vandals and had 69 knockdown blocks for offense that averaged 381.4 yards per game. Posted a season-best 10 knockdowns against Arkansas State.
- Started 12 games as junior and had 60 knockdowns as offense averaged 404.6 yards per game. Had 10 knockdowns against San Diego State and seven against Arkansas State.
- Started 10 games as sophomore and had 48 knockdowns and allowed only two sacks on offense that averaged 462.9 yards per game, the nation's sixth-best total.
- Former walk-on started 11 games as freshman on offense that averaged 453.2 yards per game and redshirted in 1999.

PERSONAL:

- Single, splits time between Nashville and Lewiston, Idaho.
- Attended Lewiston High School where he played on the offensive line for all four seasons.

- Was also a member of his high school track and field team, participating in the shot put and discus.
- Graduated from the University of Idaho in the fall of 2003 with a degree in civil engineering.
- Enjoys hunting, fishing and golfing in the offseason.
- List of favorites: (movie) "The Godfather"; (TV Show) "Entourage"; (actor) Jeffrey Gorman; (school subject) math; (car) Corvette; (food) fried chicken.
- Born Jake Ross Scott, the son of Paul and Teresa Scott, on April 16, 1981 in Lewiston, Idaho.



SCOTT'S NFL STATISTICS			
Year	Team	GP	GS
2004	Indianapolis	12	9
2005	Indianapolis	16	16
2006	Indianapolis	16	16
2007	Indianapolis	16	16
2008	Tennessee	16	16
NFL Totals		76	73
PLAYOFFS			
Year	Team	GP	GS
2004	Indianapolis	2	2
2005	Indianapolis	1	1
2006	Indianapolis	4	4
2007	Indianapolis	1	1
2008	Tennessee	1	1
Playoff Totals		9	9
Starts Breakdown: 2004 - RG 8, LG 1; 2005 - RG 14, RT 2; 2006 - RG 16; 2007 - RG 15, RT 1; 2008 - RG 16			



57



Josh STAMER

LINEBACKER



6'2" • 236 lbs. • Born: 10.11.77 • Exp. (NFL/Titans): 7/2 • UFA - 2008 • South Dakota
 2008 GP/GS: 16/1 (Playoffs 0/0) • Career GP/GS: 86/1 (Playoffs 0/0) • Sutherland, Iowa

PRO: Linebacker Josh Stamer was signed by the Titans as an unrestricted free agent on March 28, 2008. He brings a physical, productive presence to the club's special teams units while providing depth on defense. In his first season with the Titans in 2008, the Iowa native appeared in all 16 games and led the club with 18 special teams tackles. A veteran of five previous seasons in Buffalo, Stamer played in a total of 70 games for the Bills and notched 15 tackles, one interception and two passes defended. Additionally, he recorded 90 career tackles on special teams. In three of his five seasons, he finished in Buffalo's top three in special teams tackles, including 2004, when he set a career high with 29 special teams stops. In 2007, he played in all 16 games for the fourth time in his career and ranked second on the squad with 15 special teams tackles. After spending his first NFL training camp with the New York Giants in 2001, Stamer was waived and then re-signed by the Giants for a portion of the 2002 offseason. He then spent 2002 training camp with the Seattle Seahawks and finally was

signed by the Bills on Jan. 21, 2003. Stamer originally was signed by the Giants as a rookie free agent on April 27, 2001.

TITANS TIDBITS:

- In March 2009, Stamer attended the Stanford Graduate School of Business through the NFL Business Management and Entrepreneurial Program. The workshop focused mostly on real estate, investments and new business ventures.
- Stamer, who received his undergraduate degree in business administration and master's degree in professional accounting in five years at The University of South Dakota, was offered an accounting job by Arthur Andersen coming out of college in 2001. However, his business career plans were put on hold when the New York Giants offered him a rookie free agent contract the same year.
- Stamer has raised a pair of Rhodesian Ridgeback show dogs, Atticus (male) and Zuri (female). Atticus has achieved champion status, and both can be viewed at

Front Office

Coaching Staff

SCOTT/
STAMER

Rookies

2008 Season

Records

History

Playoff History

Sidelines

www.intriguerr.com.

- Stamer did not enter college on a football scholarship. He redshirted on the basketball team as a true freshman and then decided to switch his focus to football the following year. In his second season on the football team, he was named the team's defensive player of the year.

CAREER HIGHLIGHTS:

2008 (16/1 – Tennessee): Played in all 16 games before being placed on injured reserve on Dec. 31, 2008 following an injury in the regular season finale. Led the team with 18 special teams tackles. Made his first career NFL start at linebacker at Indianapolis (12/28).

- Against Houston (9/21), saw action on coverage units and finished with two solo special teams tackles in the Titans' 31-12 victory.
- Against Minnesota (9/28), led the team with three special teams tackles in the Titans' 30-17 victory.
- At Baltimore (10/5), led the team with two special team tackles in the Titans' 13-10 comeback victory over the Ravens.
- At Kansas City (10/19), registered two special teams tackles in the Titans' commanding 34-10 road victory over the Chiefs.
- At Jacksonville (11/16), led the team with two special teams tackles in the Titans' 24-14 come-from-behind victory.
- At Houston (12/14), tied for the team lead with three special teams tackles on coverage units.
- Against Indianapolis (12/28), made his first career NFL start at linebacker and notched two tackles. Left the game in the first half with an injury. Collected a special teams stop on coverage units.

2007 (16/0 – Buffalo): In final season in Buffalo, totaled 15 special teams stops to finish second on the team. Saw action in all 16 games for fourth time in career. Added one tackle on defense.

- At New England (9/23), registered team-high three special teams tackles.

2006 (6/0 – Buffalo): Played six games and totaled six special teams tackles before being placed on injured reserve on Oct. 16 with knee injury. Added one tackle on defense.

- At Detroit (10/15), made solo tackle that sealed goal-line stand on first drive of game and added one tackle on special teams before leaving game with knee injury.

2005 (16/0 – Buffalo): Played in all 16 games and finished third on squad with 21 special teams tackles as member of one of league's top-ranked special teams units. Posted one tackle on defense.

- Against Miami (10/9), set career high with six special teams tackles.
- At Cincinnati (12/24), made key block to spring Terrence McGee on 99-yard kick return touchdown.

2004 (16/0 – Buffalo): Played in all 16 games and finished second on squad with 29 special teams tackles. Also recorded career high eight tackles on defense.

- At San Francisco (12/26), came away with first interception of career and added two tackles, one tackle for loss and three special teams stops.

2003 (16/0 – Buffalo): In first pro season, played all 16 games and finished seventh on team with 19 special teams tackles.

COLLEGE:

- Appeared in 33 games at South Dakota and totaled 152 tackles, 15.5 sacks, three interceptions and three fumble recoveries.
- As junior, tallied 71 tackles, six sacks and one fumble recovery and was named to Cactus Bowl West All-Star team, All-Midwest Region second-team and academic All-NCC team.
- As sophomore, named team defensive player of the year after posting 62 tackles, eight sacks, two fumble recoveries and three interceptions.
- Graduated with degree in business administration and added master's degree in professional accounting.

PERSONAL:

- Splits time between Nashville and Cary, N.C.
- At South O'Brien (Paullina, Iowa) High School, earned All-State honors and led team in interceptions his junior and senior seasons.
- Also played basketball, baseball and selected All-State in track.
- List of favorites: (movie) "The Shawshank Redemption"; (TV show) "Grey's Anatomy"; (actor) Denzel Washington; (music artist) Common; (vacation getaway) Rio de Janeiro; (school subject) math; (cars) Porsche 911 Carrera and BMW M5; (book) Marcus Luttrell's "Lone Survivor"; (video game) Call of Duty 4; and (food) Italian food.
- Born Joshua Lee Stamer on Oct. 11, 1977 in Sutherland, Iowa.

STAMER GAME-BY-GAME

2003 Buffalo Bills														2006 Buffalo Bills																	
Date	Opp	W/L	P/S	Tot	Solo	Sk	QB	TFL	Int	Yds	PD	FF	FR	SpT	Date	Opp	W/L	P/S	Tot	Solo	Sk	QB	TFL	Int	Yds	PD	FF	FR	SpT		
Jan 1	@	NYJ	L	p	0	0	0	0	0	0	0	0	0	0	1	Jan 1	@	NYJ	L	p	0	0	0	0	0	0	0	0	0	0	1
Totals				5-11	16/0	1	1	0	0	0	0	0	0	0	21	Totals				5-11	16/0	1	1	0	0	0	0	0	0	0	21
2004 Buffalo Bills														2007 Buffalo Bills																	
Date	Opp	W/L	P/S	Tot	Solo	Sk	QB	TFL	Int	Yds	PD	FF	FR	SpT	Date	Opp	W/L	P/S	Tot	Solo	Sk	QB	TFL	Int	Yds	PD	FF	FR	SpT		
Sept 12	Jac	L	p	1	1	0	0	0	0	0	0	0	0	0	2	Sept 9	Den	L	p	0	0	0	0	0	0	0	0	0	0	0	3
Sept 19	@	Oak	L	p	0	0	0	0	0	0	0	0	0	0	0	Sept 16	@	Pit	L	p	0	0	0	0	0	0	0	0	0	0	0
Oct 3	NE	L	p	0	0	0	0	0	0	0	0	0	0	0	2	Sept 23	@	NE	L	p	1	0	0	0	0	0	0	0	0	0	3
Oct 10	@	NYJ	L	p	0	0	0	0	0	0	0	0	0	0	2	Sept 30	NYJ	W	p	0	0	0	0	0	0	0	0	0	0	0	1
Oct 17	Mia	W	p	0	0	0	0	0	0	0	0	0	0	0	0	Oct 8	Dal	L	p	0	0	0	0	0	0	0	0	0	0	0	2
Oct 24	@	Bal	L	p	0	0	0	0	0	0	0	0	0	0	2	Oct 21	Bal	W	p	0	0	0	0	0	0	0	0	0	0	0	0
Oct 31	Ari	W	p	0	0	0	0	0	0	0	0	0	0	0	1	Oct 28	@	NYJ	W	p	0	0	0	0	0	0	0	0	0	0	1
Nov 7	NYJ	W	p	0	0	0	0	0	0	0	0	0	0	0	2	Nov 4	Cin	W	p	0	0	0	0	0	0	0	0	0	0	0	0
Nov 14	@	NE	L	p	3	1	0	0	0	0	0	0	0	0	2	Nov 11	@	Mia	W	p	0	0	0	0	0	0	0	0	0	0	0
Nov 21	SIL	W	p	0	0	0	0	0	0	0	0	0	0	0	3	Nov 18	NE	L	p	0	0	0	0	0	0	0	0	0	0	0	1
Nov 28	@	Sea	W	p	0	0	0	0	0	0	0	0	0	0	2	Nov 25	@	Jac	L	p	0	0	0	0	0	0	0	0	0	0	1
Dec 5	@	Mia	W	p	0	0	0	0	0	0	0	0	0	0	3	Dec 2	@	Was	W	p	0	0	0	0	0	0	0	0	0	0	0
Dec 12	Cle	W	p	1	1	0	0	0	0	0	0	0	0	0	4	Dec 9	Mia	W	p	0	0	0	0	0	0	0	0	0	0	0	1
Dec 19	@	Cin	W	p	0	0	0	0	0	0	0	0	0	0	1	Dec 16	@	Cle	L	p	0	0	0	0	0	0	0	0	0	0	0
Dec 26	@	SF	W	p	2	2	0	0	1	0	0	0	0	0	3	Dec 23	NYG	L	p	0	0	0	0	0	0	0	0	0	0	0	1
Jan 2	Pit	L	p	1	0	0	0	0	0	0	0	0	0	0	0	Dec 30	@	Phi	L	p	0	0	0	0	0	0	0	0	0	0	1
Totals				9-7	16/0	8	5	0	0	0	1	0	0	0	29	Totals				7-9	16/0	1	0	0	0	0	0	0	0	15	
2005 Buffalo Bills														2008 Tennessee Titans																	
Date	Opp	W/L	P/S	Tot	Solo	Sk	QB	TFL	Int	Yds	PD	FF	FR	SpT	Date	Opp	W/L	P/S	Tot	Solo	Sk	QB	TFL	Int	Yds	PD	FF	FR	SpT		
Sept 11	Hou	W	p	0	0	0	0	0	0	0	0	0	0	0	3	Sept 7	Jax	W	p	0	0	0	0	0	0	0	0	0	0	0	0
Sept 18	@	TB	L	p	0	0	0	0	0	0	0	0	0	0	1	Sept 14	@	Cin	W	p	0	0	0	0	0	0	0	0	0	0	0
Sept 25	All	L	p	0	0	0	0	0	0	0	0	0	0	0	0	Sept 21	Hou	W	p	0	0	0	0	0	0	0	0	0	0	0	2
Oct 2	@	NO	L	p	0	0	0	0	0	0	0	0	0	0	0	Sept 28	MIn	W	p	0	0	0	0	0	0	0	0	0	0	0	3
Oct 9	Mia	W	p	0	0	0	0	0	0	0	0	0	0	0	6	Oct 5	@	Bal	W	p	0	0	0	0	0	0	0	0	0	0	2
Oct 16	NYJ	W	p	0	0	0	0	0	0	0	0	0	0	0	1	Oct 19	@	KC	W	p	0	0	0	0	0	0	0	0	0	0	2
Oct 23	@	Oak	L	p	0	0	0	0	0	0	0	0	0	0	2	Oct 27	Ind	W	p	0	0	0	0	0	0	0	0	0	0	0	0
Oct 30	@	NE	L	p	0	0	0	0	0	0	0	0	0	0	2	Nov 2	GB	W	p	0	0	0	0	0	0	0	0	0	0	0	1
Nov 13	KC	W	p	0	0	0	0	0	0	0	0	0	0	0	2	Nov 9	@	Chi	W	p	0	0	0	0	0	0	0	0	0	0	0
Nov 20	@	SD	L	p	0	0	0	0	0	0	0	0	0	0	2	Nov 16	@	Jax	W	p	0	0	0	0	0	0	0	0	0	0	2
Nov 27	Car	L	p	1	1	0	0	0	0	0	0	0	0	0	0	Nov 23	NYJ	L	p	0	0	0	0	0	0	0	0	0	0	0	1
Dec 4	@	Mia	L	p	0	0	0	0	0	0	0	0	0	0	0	Nov 27	@	Det	W	p	0	0	0	0	0	0	0	0	0	0	1
Dec 11	NE	L	p	0	0	0	0	0	0	0	0	0	0	0	0	Dec 7	Cle	W	p	0	0	0	0	0	0	0	0	0	0	0	0
Dec 17	Den	L	p	0	0	0	0	0	0	0	0	0	0	0	0	Dec 14	@	Hou	L	p	0	0	0	0	0	0	0	0	0	0	3
Dec 24	@	Cin	W	p	0	0	0	0	0	0	0	0	0	0	0	Dec 21	Pit	W	p	0	0	0	0	0	0	0	0	0	0	0	0
																Dec 28	@	Ind	L	S	2	1	0	0	0	0	0	0	0	0	1
																Totals				13-3	16/1	2	1	0	0	0	0	0	0	0	18
																Playoffs															
																Jan 10	Bal	L													0
																Totals				0-1	0/0	0	0	0	0	0	0	0	0	0	0

JOSH STAMER'S NFL STATISTICS

Year	Team	TACKLES						INTERCEPTIONS					FUMBLES				
		GP	GS	Tot	Solo	Asst	Sk	Yds	No	Yds	Lg	TD	PD	FF	FR	Yds	SpT
2003	Buffalo	16	0	4	2	2	0.0	0.0	0	0	0	0	0	0	0	0	19
2004	Buffalo	16	0	8	5	3	0.0	0.0	1	0	0	0	0	0	0	29	
2005	Buffalo	16	0	1	1	0	0.0	0.0	0	0	0	0	0	0	0	21	
2006	Buffalo	6	0	1	1	0	0.0	0.0	0	0	0	0	0	0	0	6	
2007	Buffalo	16	0	1	0	1	0.0	0.0	0	0	0	0	0	0	0	15	
2008	Tennessee	16	1	2	1	1	0.0	0.0	0	0	0	0	0	0	0	18	
NFL Totals		86	1	17	10	7	0.0	0.0	1	0	0	0	0	0	0	108	

Year	Team	TACKLES						INTERCEPTIONS					FUMBLES				
		GP	GS	Tot	Solo	Asst	Sk	Yds	No	Yds	Lg	TD	PD	FF	FR	Yds	SpT
2008	Tennessee	0	0	0	0	0	0.0	0.0	0	0	0	0	0	0	0	0	0
Playoff Totals		0	0	0	0	0	0.0	0.0	0	0	0	0	0	0	0	0	

Single-Game Highs
 Tackles - 3 at New England (11/14/04)
 Special Teams Tackles - 6 vs. Miami (10/9/05)

Front Office

Coaching Staff

STAMER

Rookies

2008 Season

Records

History

Playoff History

Sidelines

VETERANS

88



Craig
STEVENS



TIGHT END

6'3" • 255 lbs • Born: 9.1.84 • Exp. (NFL/Titans): 2/2 • D3-2008 • California
2008 GP/GS: 16/2 (Playoffs 1/0) • Career GP/GS: 16/2 (Playoffs 1/0) • Rancho Palos Verdes, Calif.

PRO: Craig Stevens enters his second NFL season in 2009 and is prepared to increase his role in the Titans offense. Widely considered the best blocking tight end available in the 2008 NFL Draft, he was used as a reserve in that capacity as a rookie in addition to being a special teams contributor. He teams with veterans Alge Crumpler and Bo Scaife in a formidable tight end corps. Prior to entering the NFL, Stevens recorded a 4.59-second 40-yard dash at the NFL Scouting Combine. He was drafted by the Titans in the third round (85th overall) in the 2008 NFL Draft.

TITANS TIDBITS:

- He has a younger brother, Eric, who is entering his redshirt freshman year as a fullback at Cal. He has two other brothers, Jeff and Brett, who are firefighters with the L.A. City Fire Department.
- Stevens entered the NFL with one class remaining to obtain his degree in legal studies. He hopes to one day become involved in law enforcement as a detective or FBI agent, following in the footsteps of his father, Mark, a deputy sheriff in L.A. County.
- Stevens switched his jersey number to 19 as a senior at Cal in honor of the late Mario Danelo, a close friend and kicker for the University of Southern California. Danelo, who wore No. 19 for the Trojans, died tragically in January 2007 in the friends' hometown of San Pedro, Calif.
- Stevens was already familiar with the Nashville area before getting drafted by the Titans. He prepared for the scouting combine at D1 Sports Training in Franklin, Tenn.

CAREER HIGHLIGHTS:

2008 (16/2, 1/0): As team's only rookie to play every game, earned two starts as second tight end. Recorded one reception for nine yards and also tied for fifth on the team with 10 special teams tackles.

- Against Jacksonville (9/7), made NFL debut as reserve tight end in season opener.
- Against Green Bay (11/2), made first NFL

start at tight end.

- At Indianapolis (12/28), started at tight end and snared first career NFL reception on nine-yard pass.

COLLEGE:

- At Cal, was mainstay on Bears offense, appearing in 50 games (33 starts) in four seasons, one game shy of school record. His superior ability as a pass protector, run blocker and receiver helped him earn honorable mention All-Pac 10 honors after his sophomore and senior seasons and second-team All-Pac 10 following his junior year. Statistical totals included 51 receptions for 669 yards and seven touchdowns.
- As senior (2007), named honorable mention All-Pac 10 and was recipient of team's Frank J. Schlessinger Coaches award, given to player who demonstrates outstanding athletic ability, academic success and community service. Also earned Cort Majors award as offensive team captain. Started all 13 games and recorded 17 receptions for 204 yards (12.0 avg.) and three touchdowns.
- As junior (2006), named second-team All-Pac 10 after totaling 17 receptions for 239 yards and one touchdown in 13 games (seven starts). Received team's Cort Majors Captain award.
- As sophomore (2005), started every game and earned All-Pac 10 honorable mention recognition. Finished fifth on squad with 13 receptions for 165 yards and two touchdowns.
- As freshman (2004), played in every game and tallied one start, finishing season with four receptions for 61 yards and one touchdown. Earned Academic All-Pac 10 honorable mention.
- Redshirted in 2003 and earned Scout Team Player of the Year.
- Majored in legal studies.

PERSONAL:

- Single, splits time between Nashville and San Pedro, Calif.
- Played tight end and linebacker at Palos Verdes

Peninsula (Rancho Palos Verdes, Calif.) High School. As senior, named All-CIF, All-Area and team's Defensive Player of the Year after recording 127 tackles and four touchdown receptions.

- Cousin, Mike Tully, won silver medal in pole vault at 1984 Summer Olympics.
- List of favorites: (movies) "Legends of the Fall" and "Dumb and Dumber"; (TV show) "Lost"; (music) country, rock and roll, classic rock; (school subject) law classes; (books) mystery novels; (video game) Guitar Hero; (sports teams other than Titans) Oakland Athletics and Golden State Warriors; and (food) cheeseburgers, steak and potatoes.
- Born Craig Chase Stevens on Sept. 1, 1984 in San Pedro, Calif.

STEVENS GAME-BY-GAME

2008 Tennessee Titans		W/L	P/S	No	Yds	Avg	Lg	TD		
Date	Opp									
Sept 7	Jax	W	p	0	0	-	0	0		
Sept 14	@ Cin	W	p	0	0	-	0	0		
Sept 21	Hou	W	p	0	0	-	0	0		
Sept 28	Min	W	p	0	0	-	0	0		
Oct 5	@ Bal	W	p	0	0	-	0	0		
Oct 19	@ KC	W	p	0	0	-	0	0		
Oct 27	Ind	W	p	0	0	-	0	0		
Nov 2	GB	W	S	0	0	-	0	0		
Nov 9	@ Chi	W	p	0	0	-	0	0		
Nov 16	@ Jax	W	p	0	0	-	0	0		
Nov 23	NYJ	L	p	0	0	-	0	0		
Nov 27	@ Det	W	p	0	0	-	0	0		
Dec 7	Cle	W	p	0	0	-	0	0		
Dec 14	@ Hou	L	p	0	0	-	0	0		
Dec 21	Pit	W	p	0	0	-	0	0		
Dec 28	@ Ind	L	S	1	9	9.0	9	0		
Totals				13-3	16/2	1	9	9.0	9	0
Playoffs										
Jan 10	Bal	L	p	0	0	0.0	0	0		
Totals				0-1	1/0	0	0	0.0	0	0

CRAIG STEVENS' NFL STATISTICS

Year	Team	RECEIVING						RUSHING					
		GP	GS	No	Yds	Avg	Lg	TD	Att	Yds	Avg	Lg	TD
2008	Tennessee	16	2	1	9	9.0	9	0	0	0	0.0	0	0
NFL Totals		16	2	1	9	9.0	9	0	0	0	0.0	0	0

Year	Team	RECEIVING						RUSHING					
		GP	GS	No	Yds	Avg	Lg	TD	Att	Yds	Avg	Lg	TD
2008	Tennessee	1	0	0	0	0.0	0	0	0	0	0.0	0	0
Playoff Totals		1	0	0	0	0.0	0	0	0	0	0.0	0	0


Single-Game Highs

Receptions - 1 at Indianapolis 12/28/08
 Receiving Yards - 9 at Indianapolis 12/28/08
 Longest Reception - 9 at Indianapolis 12/28/08

Additional Statistics

One kickoff return for 16 yards (vs. Minnesota 9/28/08)
 Special Team Tackles: 10 (2008)

76



David STEWART



OFFENSIVE TACKLE

6'7" • 318 lbs. • Born: 8.28.82 • Exp. (NFL/Titans): 5/5 • D4b - 2005 • Mississippi State
 2008 GP/GS: 16/16 (Playoffs 1/1) • Career GP/GS: 46/46 (Playoffs 2/2) • Moulton, Ala.

PRO: Stewart is a physical, hard-nosed tackle that excels at the point of attack. Nicknamed "Big Country," the Alabama native is an intense competitor that mauls defenders in the run game and provides solid protection in the aerial attack. His soft-spoken demeanor and country mannerisms off the field run in sharp contrast with his tough, aggressive presence on the gridiron. After signing a long-term contract extension during the 2008 offseason, he is a fixture on the Titans' offensive front for years to come. Stewart has made 45 consecutive starts at

right tackle for the Titans, including all 16 games over the past two seasons. Last year, the 6-foot-7-inch, 318-pounder was named second-team All-Pro by the Associated Press and was a member of an offensive line that allow an NFL-low 12 sacks. In 2007, Stewart started all 16 games at right tackle for the first time in his career and helped clear the way for the NFL's fifth-best rushing attack that averaged 131.8 yards per game. Stewart saw the first action of his career in 2006 starting 14 games at right tackle and was part of an offensive line that

Front Office

Coaching Staff

STEVENS/
STEWART

Rookies

2008 Season

Records

History

Playoff History

Sidelines

spearheaded the fifth ranked rushing attack in the NFL. As a rookie in 2005, Stewart was able to learn the routine and the work ethic of an NFL player on the sidelines after being inactive all 16 games. In pre-draft workouts, he ran the 40-yard dash in 5.25 seconds and bench pressed 225 pounds 24 times. He was selected by the Titans with their second pick of the fourth round (113th overall) in the 2005 NFL Draft.

TITANS TIDBITS:

- In April 2009, Stewart in connection with Big Buck Properties, participated in the inaugural Big Buck Outdoor Games, a charitable bass fishing tournament and turkey hunt to raise money for wounded soldiers. The fundraising effort supported "Huntin' for Heroes" and Paralyzed Veterans of America-Outdoor Recreation Heritage Fund to benefit wounded veterans across the country.
- In the 2008 offseason, Stewart and a few Titans teammates filmed several segments for an outdoors show called "Anything Wild" which aired on The Sportsman's Channel. The production crew followed Stewart while he was turkey hunting and bow fishing.
- In high school, Stewart was nicknamed "Big Country" by friends, which stuck with him through his time at Mississippi State. Many friends and teammates still refer to him by the nickname.
- Stewart was raised near Decatur, Ala., in the small town of Moulton. He was employed on his family's farm for much of his childhood, building fences and working with the cattle and chickens among a variety of daily tasks. He hopes to someday run his own chicken farm.
- Stewart experienced multiple coaching changes during his tenure at Mississippi State. He had two head coaches, three offensive coordinators and four offensive line coaches during his career there.
- His father, Benny, is a truck driver, and his mother, Kathy, is a registered nurse in Moulton.

CAREER HIGHLIGHTS:

2008 (16/16, 1/1): Started all 16 games at right tackle for the second consecutive season and was named second-team All-Pro by the Associated Press. Was a part of an offensive line that allowed an NFL-low 12 sacks in 2008. Member of an offensive line that opened holes for Titans' rushers to gain a franchise-record 332 rushing yards at Kansas City (10/19/08). Part of an offensive front that did not allow a sack for five consecutive games (9/21/08 – 10/27/08). Has started 45 consecutive games at right tackle for the Titans.

- At Cincinnati (9/14), helped pave the way for Titans' rushers to gain 177 yards on the ground in the 24-7 road victory.

- At Baltimore (10/5), member of an offensive line that did not allow a sack on 32 pass attempts in the Titans' 13-10 comeback victory over the Ravens. Marked the third consecutive game the front did not allow a sack.
 - At Kansas City (10/19), opened holes for Tennessee ball carriers to rush for a franchise-record 332 rushing yards in the Titans' commanding 34-10 road victory over the Chiefs. Part of an offensive line that did not allow a sack for the fourth straight game.
 - Against Indianapolis (10/27), part of an offensive line that did not allow a sack despite 37 pass attempts in the Titans' 31-21 victory over the Colts on Monday Night Football.
 - At Detroit (11/27), part of an offensive front that blocked for Titans' ball carriers to gain 292 yards on the ground in the Titans' commanding 47-10 victory over the Lions on Thanksgiving.
 - At Houston (12/14), member of an offensive front that did not allow a sack on 33 pass attempts. Recovered a Bo Scaife fumble at the Houston 40-yard line late in the fourth quarter.
 - Against Pittsburgh (12/21), part of an offensive front that helped amass 322 total yards, the most against Pittsburgh in 2008, in the Titans' 31-14 victory.
 - In Divisional playoffs against Baltimore (1/10), helped the Titans offense amass 391 total yards.
- 2007 (16/16, 1/1):** Started all 16 games at right tackle. Helped open holes for Titans' rushers to average 131.8 yards per game, ranking the rushing attack fifth in the NFL. Blocked for LenDale White who registered his first 1,000-yard rushing season (1,110) in his second NFL campaign. Part of an offensive front that finished 14th in the league with 30 sacks allowed.
- At Jacksonville (9/9), member of an offensive front that opened holes for Titans' rushers to gain 282 rushing yards, the second-highest total in franchise history. Pounced on a Vince Young fumble during a third-and-12 play late in the fourth quarter.
 - Against Houston (12/2), part of an offensive line that opened holes for Titans' rushers to gain 153 yards on 29 carries (5.3 avg.) in the Titans' 28-20 victory.
- 2006 (14/14):** Started 14 games at right tackle and helped rushing offense rank third in AFC and fifth in NFL with 2,214 rushing yards, while posting franchise record 4.7-average per carry for season. Also helped pave way for running back Travis Henry to rush for 1,211 yards and Vince Young to become first rookie quarterback in NFL history to exceed 500 rushing yards.
- Was named to USA Today's All-Joe Team.
 - Against Indianapolis (12/3), led the way for a rushing offense that posted season-high 219 rushing yards.

- At Buffalo (12/24), opened holes as Titans rushed for 215 rushing yards.
- 2005 (0/0):** Was inactive for all 16 contests.

COLLEGE:

- Totaled 38 starts in 41 career games, including 35 consecutive starts to close his career at Mississippi State. Recorded 218 knockdown blocks and 25 blocks resulting in touchdowns.
- As senior, earned honorable mention All-SEC honors by Associated Press after starting every game at right tackle for third consecutive season. Named offensive captain by teammates and was on field for every snap in all but three contests. Helped offense average 303.2 yards per game. Was presented with team's Bulldog Award, given to player who displays best work ethic, leadership and character.
- As junior, started every game at right tackle and led team's linemen with 79.6 percent grade. Tallied 76 knockdown blocks and nine blocks resulting in touchdowns. Offense averaged 321 yards per game.
- As sophomore, took over right offensive tackle responsibilities, starting every game and grading 82 percent in blocking consistency. Totaled 73 knockdowns and seven blocks resulting in touchdowns while offense averaged 337 yards per game.
- As redshirt freshman, played in six games and totaled three starts, including first career start against Troy State.
- Majored in interdisciplinary studies.

PERSONAL:

- Married to Cheryl (5/06), and couple resides in Nashville.
- Named Class 4A All-State by Birmingham News at Lawrence County (Moulton, Ala.) High School. Played both offensive and defensive tackle positions, totaling 120 tackles and 28 sacks during his junior and senior seasons.
- As senior, also participated in shot put (44-foot long throw) and discus (120 feet) for track and field team.
- Enjoys fishing in his spare time.
- List of favorites: (kind of music) country music; (video games) James Bond 007; (movie) "Lethal Weapon"; (food) chicken wings; (school subject) poultry science; and (vacation getaway) Dale Hollow Lake in Celina, Tenn.
- Born James David Stewart on Aug. 28, 1982 in Decatur, Ala.

STEWART'S NFL STATISTICS

Year	Team	GP	GS
2005	Tennessee	0	0
2006	Tennessee	14	14
2007	Tennessee	16	16
2008	Tennessee	16	16
NFL Totals		46	46



PLAYOFFS

Year	Team	GP	GS
2007	Tennessee	1	1
2008	Tennessee	1	1
Playoff Totals		2	2

Starts Breakdown: 2006 - RT 14; 2007 - RT 16; 2008 - RT 16

50



David THORNTON

LINEBACKER



6'2" • 225 lbs. • Born: 11.1.78 • Exp. (NFL/Titans): 8/4 • UFA (Ind) - 2006 • North Carolina
 2008 GP/GS: 15/15 (Playoffs 1/1) • Career GP/GS: 110/91 (Playoffs 9/7) • Goldsboro, N.C.

PRO: David Thornton enters his eighth NFL season and his fourth as Tennessee's starting left outside linebacker in 2009. A sideline-to-sideline defender who shoots through gaps with tremendous speed, his career totals include 749 tackles, four sacks, five interceptions, 10 forced fumbles and one fumble recovery in 110 games (91 starts). He teams with Keith Bulluck to form one of the NFL's most athletic outside linebacker duos. Thornton is remarkably durable, having

missed only two contests in his professional career. Equally well-respected on and off the gridiron, he was named the team's 2007 Ed Block Courage Award winner, given to a player on each team who best embodies the principles of sportsmanship and courage. Then, in 2008, he was voted the club's Walter Payton Man of the Year, a distinction he earned two times with his previous team, the Indianapolis Colts. When the Titans advanced to the postseason in 2008,

Thornton became a member of a playoff squad for the sixth time in seven seasons. He appeared in the playoffs in each of his four seasons with the Colts (2002-05), where he totaled 394 tackles, three sacks, four forced fumbles and three interceptions in 63 regular season games. In 2003, he established a career high and led the Colts with 158 tackles. The Titans signed Thornton as an unrestricted free agent on March 13, 2006. The former walk-on at the University of North Carolina originally was drafted by the Colts in the fourth round (106th overall) of the 2002 NFL Draft.

TITANS TIDBITS:

- The team's 2009 United Way spokesperson has an impressive history of giving back to the community. In 2008, Thornton was named his team's Walter Payton Man of the Year for the third time in his career and the first time with the Titans. In Indianapolis, he won the award twice. He has been nominated for the NFL Player's Association's highest honor, the Byron "Whizzer" White Award, four times during his career – once with the Colts (2005) and three times with the Titans (2006-08). The award recognizes a player's service to his team, community and country in the spirit of Byron Raymond "Whizzer" White, the late NFL running back and Supreme Court Justice. Also in 2008, he received the President's Volunteer Service Award for his outstanding commitment to the health and wellness of America's youth, given to him on behalf of President George W. Bush by Michael W. Smith, vice-chair on the President's Council. He also was named one of the NFL Players Association JB Award winners for his service to the community.
- Upon his arrival in Tennessee, he partnered with the Martha O'Bryan Center in Nashville to continue his "Cold Feet, Warm Shoes" program, an effort he started while in Indianapolis. Also through the Martha O'Bryan Center, he has provided Thanksgiving meals to needy families. He's appeared in a public service announcement for the LP Pencil Box Foundation, traveled through East Tennessee making appearances for the Titans Caravan, partnered with United Way and the Boys & Girls Club for the Titans Hometown Huddle, and made several more appearances at charitable events organized by the team and its individual players. In 2007, he began a relationship with Bridges Academy, which provides at-risk boys with a Christian education and builds personal development skills. Members of Bridges Academy, the Martha O'Bryan Center and Big Brothers Big Sisters are able to attend Titans home games through Thornton's "50's Faithful" program.

- Thornton was voted by his teammates in 2007 as the team's Ed Block Courage Award recipient, presented to a player on each NFL team who exemplifies a commitment to the principles of sportsmanship and courage. In addition to his extensive charitable work, Thornton was singled out for his commitment during the 2006 season, when he played every game despite suffering a torn rotator cuff. After surgery in January 2007 to repair the injury, he underwent an extensive five-month rehabilitation process before returning to full strength and leading the team in tackles the following campaign.
- Thornton joins fellow Titans Kyle Vanden Bosch and Kevin Mawae as three of the 10 members of the NFL Player Advisory Council, a select group chosen to communicate with NFL Commissioner Roger Goodell on issues that affect the league's players.
- Thornton is a three-time participant in the NFL Business Management and Entrepreneurial Program, which assists players in preparing for their post-playing careers. He traveled to Wharton School of the University of Pennsylvania in 2005, Stanford Graduate School of Business in 2006 and Kellogg School of Management at Northwestern University in 2008.
- As busy as life in the NFL may be, Thornton may have had a tougher schedule in high school. In addition to being an All-Conference football player at Goldsboro (N.C.) High School, he was the student body president, the school's National Honor Society president and the drum major of the marching band, all while maintaining a 3.9 grade-point average.
- Thornton maintains close ties with the community in which he was raised. He hosts an annual youth football camp at his former high school in Goldsboro, N.C. He also has funded a scholarship program for students at Goldsboro High, made a contribution to fund new uniforms for its football team and has made numerous visits to Goldsboro area elementary and middle schools to speak with students.

CAREER HIGHLIGHTS:

- 2008 (15/15, 1/1 – Tennessee):** Started 15 games in third season with Titans and tied for third on team with 93 tackles. Led team in tackles twice (vs. IND, vs. CLV). For his efforts on and off field, was named team's Walter Payton Man of the Year.
- Against Jacksonville (9/7), recorded five tackles, including one tackle for loss, and helped limit Jaguars to 33 rushing yards.
 - Against Minnesota (9/28), recorded six tackles and one forced fumble. Forced fumble by

Naufahu Tahī that was recovered by Stephen Tulloch in first quarter.

- At Baltimore (10/5), in his 100th career game, totaled five tackles and one pass defended in helping limit Ravens to 10 points.
- Against Indianapolis (10/27), led squad with 10 tackles on Monday Night Football.
- At Jacksonville (11/16), registered eight tackles as a member of a defense that allowed three first downs and no points in the second half of 24-14 win.
- At Detroit (11/27), posted four tackles and helped limit the Lions to 23 rushing yards and 154 total yards.
- Against Cleveland (12/7), led team with nine tackles and added one forced fumble and one pass defended. He helped limit the Browns to 35 rushing yards and 178 total yards.
- Against Pittsburgh (12/21), registered 11 tackles, two tackles for loss and one forced fumble. He helped thwart Steelers drive by forcing fumble at one-yard line in first quarter.
- At Indianapolis (12/28), was inactive for first time since rookie season as team rested starters for playoffs.

2007 (16/16, 1/1 – Tennessee): In second season with Titans, started every game at left outside linebacker and led club with 140 tackles, second-highest total of career. Added a team-high nine tackles for loss, one sack, one quarterback pressure, seven passes defended, one forced fumble and one fumble recovery. Led or tied for team lead in tackles seven times (9/9 at JAX, 9/16 vs. IND, 9/24 at NO, 10/28 vs. OAK, 11/11 vs. JAX, 12/2 vs. HST, 12/30 at IND).

- Against Oakland (10/28), led team and set season high with 14 tackles, including one tackle for loss.
- Against Carolina (11/4), recorded first sack in Titans uniform, taking down David Carr for seven-yard loss in first quarter.
- At Kansas City (12/16), posted 10 tackles and recorded second interception of season when he picked off Brodie Croyle pass intended for Tony Gonzalez with four minutes remaining in fourth quarter to help seal 26-17 victory.

2006 (16/13 – Tennessee): Played all 16 games in first season with Titans with 13 starts at left outside linebacker. Placed third on squad with 122 tackles. Also totaled four tackles for loss, one quarterback pressure, six passes defended and two forced fumbles. Limited for several games in second half of season due to shoulder injury and did not start in three games as result (11/5 at Jacksonville, 11/12 against Baltimore and 11/26 against N.Y. Giants).

- Against N.Y. Jets (9/10), made Titans debut and recorded eight tackles.
- At Indianapolis (10/8), returned to play former team and led Titans with 14 tackles. It was

fifth career game with 14 or more tackles. Also forced Dominic Rhodes fumble that was recovered by Keith Bulluck and resulted in Titans field goal.

- Against Indianapolis (12/3), led team with season-high 15 tackles and added one pass defended against his former team. Reached 15 tackles for third time in career.
- Against Jacksonville (12/17), posted 10 tackles and forced David Garrard fumble that was returned 92 yards for touchdown by Cortland Finnegan.

2005 (16/16, 1/1 – Indianapolis): Started all 16 games at strongside linebacker in final season with Colts. Recorded 96 tackles, two sacks, one quarterback pressure, three passes defended and two forced fumbles. Also had 12 special teams stops.

- Had tackles in every outing, including seasonal-best 10 stops at Tennessee (10/2).
- At Houston (10/23), recorded six tackles and added sack of David Carr.
- In Divisional Playoff against Pittsburgh (1/15), started and recorded nine tackles.

2004 (16/15, 2/1 – Indianapolis): Started 15 of 16 games in second full season as starting outside linebacker, switching from weakside to strongside position in 2004. Ranked second on team with 98 tackles and added four quarterback pressures, one interception and two forced fumbles. Also had nine special teams tackles.

- Set season high with 11 tackles in two games – at Tennessee (9/19) and against Jacksonville (10/24).
- Against Green Bay (9/26), recorded one interception for five yards in addition to posting 10 tackles.
- In Divisional Playoff at New England (1/16), recorded four tackles with one special teams takedown. Did not start in game due to extra defensive back in package.

2003 (16/16, 3/3 – Indianapolis): Started all 16 games at right outside linebacker and led team with 158 tackles. Added two interceptions, two passes defended, two quarterback pressures, one pass defended and one sack. Tackle total exceeded team runner-up by 53 stops. Added five special teams stops.

- Led team or tied for team lead in tackles in 12 games and recorded team-high eight double-digit tackle games.
- At Tampa Bay (10/6), set season and career high with 18 tackles.
- Posted first career sack against Jacksonville (9/21) and first career interception in rematch at Jacksonville (11/9).
- Started all three postseason games (1/4 against Denver, 1/11 at Kansas City and 1/18 at New England) and recorded team-high 26 tackles with two passes defended.

VETERANS

Front Office

Coaching Staff

THORNTON

Rookies

2008 Season

Records

History

Playoff History

Sidelines

2002 (15/0, 1/0 – Indianapolis): Played in 15 games in rookie season as reserve linebacker and special teams performer. Totaled 42 tackles, one quarterback pressure and 15 special teams tackles. Missed one game (12/1 vs. Houston) with knee injury.

- Posted tackles in 11 games and special teams stops in 10 outings. Totaled four multiple-tackle games on special teams.
- At Philadelphia (11/10), led team with 11 tackles and had two special teams stops.

COLLEGE:

- Former walk-on started 11 of 32 games for Tar Heels, with all starts coming at left outside linebacker as senior. Totaled 155 tackles, 10 tackles for loss, three sacks, seven quarterback pressures, one interception and five passes defended during career.
- As senior, led team with 131 tackles, three sacks, 10 tackles for loss, five passes defended, six quarterback pressures, one forced fumble and one interception. Named team MVP, selected to Super Sleeper Team and earned second-team All-ACC honors from league's coaches.
- Played 11 games as reserve as junior, primarily on special teams. Had 16 tackles, eight solo, with one quarterback pressure.
- Played 10 games as sophomore, mainly on special teams, and tallied eight solo tackles.
- Joined team as walk-on freshman but did not play.
- Received degree in exercise science in December 2001.

PERSONAL:

- Single, splits time between Nashville and Goldsboro, N.C.
- Has one daughter, Qieara (9).
- Played four years at quarterback and safety at Goldsboro (N.C.) High School. Named all-conference as senior.
- Also played four years as pitcher on baseball team and four years at point guard for basketball team.
- Was drum major of high school marching band, student body president, president of the school's National Honor Society, a North Carolina Scholar, an honors graduate and two-time graduation marshal.
- In conjunction with Player-High School Matching Grant program offered by NFL Youth Football Fund, made total contribution on \$10,000 to former high school for football program.
- Made \$10,000 contribution to Wayne Co. (N.C.) Boys & Girls Club in 2006.
- Participated in Basket of Hope program in Indianapolis, making monthly deliveries of

Christian-based activity baskets to children in hospital battling cancer.

- Shared personal testimony in "Faith & Football" DVD and did extensive promotional activities for the DVD.
- In 2004, interned at NCAA headquarters in Indianapolis and worked with NCAA Leadership Institute for Ethnic Minority Males, which helps administrators receive training and acquire skill sets necessary to advance to leadership roles in athletics. Also worked with NCAA as spokesperson for "Stay In Bounds" program for high school students.
- In each of four seasons in Indianapolis, organized holiday donation to charity by the defensive players. In 2005, group "adopted" more than 40 children of incarcerated parents and provided them with Christmas presents.
- Helped kickoff United Way campaign at Eli Lilly and has traveled throughout Indiana to encourage voluntarism.
- Aided local causes for domestic violence victims, helped children at Coburn Place Safe Haven and assisted postal workers at city's busiest outlet with holiday mail and packages.
- Also participated in Colts Make It Personal Tour, Tony Dungy's Colts Celebrity Showdown to benefit Carson Scholars Fund and Colts Holiday Party for charity.
- Served as football coaching intern at North Central High School in Indianapolis.
- Served as player liaison for Play It Smart program, a mentoring program for athletes in all five local public high schools in Indianapolis.
- Visited after-school programs, shared testimony at FCA meetings and was keynote speaker at D.A.R.E. graduation.
- In 2005, began Cold Feet, Warm Shoes program to provide new shoes, socks, winter hats and "50's Faithful" T-shirts to more than 250 underprivileged youth. Continued program in Nashville through Martha O'Bryan Center.
- Serves as Titans NFL Players Association player rep after being named player rep and team captain for Colts from 2004-05.
- Spoke at Titans annual clinic for youth and high school coaches in 2007.
- Teamed with Monroe Carell Jr. Children's Hospital to promote "Live It! Go for the Red, White and Blue" youth health and fitness program in March 2008.
- List of favorites: (TV show) "The Cosby Show"; (actor) Denzel Washington; (school subject) math; (book) the Bible; (music) Gospel; (food) his mother's fried chicken; (sports hero) David Robinson.
- Born David Dontay Thornton on Nov. 1, 1978 in Goldsboro, N.C.

THORNTON GAME-BY-GAME

2002 Indianapolis Colts														
Date	Opp	W/L	P/S	Total So	Sk	OBP	TFL	Int	Yds	PD	FF	FR	SpT	
Sept 8	@ Jax	W	p	3	3	0	0	0	0	0	0	0	0	
Sept 15	Mia	L	p	2	2	0	0	0	0	0	0	0	1	
Sept 22	@ Hou	W	p	5	3	0	0	0	0	0	0	0	0	
Oct 6	Cin	W	p	4	3	0	1	0	0	0	0	0	2	
Oct 13	Bal	W	p	5	2	0	0	0	0	0	0	0	3	
Oct 21	@ Pit	L	p	2	2	0	0	0	0	0	0	0	1	
Oct 27	@ Wash	L	p	4	4	0	0	0	0	0	0	0	0	
Nov 3	Ten	L	p	0	0	0	0	0	0	0	0	0	0	
Nov 10	@ Phi	W	p	11	3	0	0	0	0	0	0	0	2	
Nov 17	Dal	W	p	3	2	0	0	0	0	0	0	0	1	
Nov 24	@ Den	W	p	2	1	0	0	0	0	0	0	0	0	
Dec 1	Hou	W	IA											
Dec 8	@ Ten	L	p	0	0	0	0	0	0	0	0	0	2	
Dec 15	@ Cle	W	p	0	0	0	0	0	0	0	0	0	1	
Dec 22	NYG	L	p	1	1	0	0	0	0	0	0	0	1	
Dec 29	Jax	W	p	0	0	0	0	0	0	0	0	0	1	
Totals				10-6	15/0	42	26	0	1	-	0	0	0	15
Playoffs														
Jan 4	@ NYJ	L	p	0	0	0	0	0	0	0	0	0	1	
Totals				0-1	1/0	0	0	0	0	0	0	0	1	
2003 Indianapolis Colts														
Date	Opp	W/L	P/S	Total So	Sk	OBP	TFL	Int	Yds	PD	FF	FR	SpT	
Sept 7	@ Cle	W	S	9	5	0	-	0	0	1	0	0	0	
Sept 14	Ten	W	S	14	9	0	-	0	0	1	0	0	0	
Sept 21	Jax	W	S	11	9	1	-	0	0	0	0	0	0	
Sept 28	@ NO	W	S	15	12	0	-	0	0	0	0	0	0	
Oct 6	@ TB	W	S	18	15	0	-	0	0	0	0	0	0	
Oct 12	Car	L	S	12	9	0	-	0	0	0	0	0	0	
Oct 26	Hou	W	S	3	2	0	-	0	0	0	0	0	0	
Nov 2	@ Mia	W	S	7	3	0	-	0	0	0	0	0	0	
Nov 9	@ Jax	L	S	7	3	0	-	1	2	0	0	0	0	
Nov 16	NYJ	W	S	7	4	0	-	0	0	0	0	0	0	
Nov 23	@ Buf	W	S	10	7	0	-	1	1	0	0	0	0	
Nov 30	@ NE	L	S	12	6	0	-	0	1	0	0	0	0	
Dec 7	Ten	W	S	9	6	0	-	0	0	0	0	0	0	
Dec 14	All	W	S	7	6	0	-	0	0	0	0	0	2	
Dec 21	Den	L	S	14	7	0	-	0	0	0	0	0	0	
Dec 28	@ Hou	W	S	3	1	0	-	0	0	0	0	0	0	
Totals				12-4	16/16	158	104	1	-	2	3	2	0	5
Playoffs														
Jan 4	Den	W	S	8	6	0	-	0	0	0	0	0	0	
Jan 11	@ KC	W	S	10	6	0	-	0	0	0	0	0	0	
Jan 18	@ NE	L	S	8	5	0	-	0	0	2	0	0	0	
Totals				3-1	3/3	26	17	0	-	0	0	2	0	0
2004 Indianapolis Colts														
Date	Opp	W/L	P/S	Total So	Sk	OBP	TFL	Int	Yds	PD	FF	FR	SpT	
Sept 9	@ NE	L	S	4	3	0	-	0	0	0	0	0	0	
Sept 19	@ Ten	W	S	11	7	0	-	0	0	0	0	0	0	
Sept 26	GB	W	S	10	7	0	-	1	5	0	0	0	0	
Oct 3	@ Jax	W	S	9	5	0	-	0	0	1	0	0	0	
Oct 10	Oak	W	S	6	3	0	-	0	0	0	0	0	0	
Oct 24	Jax	L	p	11	4	0	-	0	0	0	0	0	0	
Oct 31	@ KC	L	S	6	5	0	-	0	0	0	0	0	2	
Nov 6	Min	W	S	3	2	0	-	0	0	0	0	0	0	
Nov 14	Hou	W	S	7	4	0	-	0	0	0	0	0	0	
Nov 21	@ Chi	W	S	3	2	0	-	0	0	0	0	0	0	
Nov 25	@ Det	W	S	3	2	0	-	0	0	1	0	0	0	
Dec 5	Ten	W	S	8	5	0	-	0	0	0	0	0	0	
Dec 12	@ Hou	W	S	5	1	0	-	0	0	0	0	0	0	
Dec 19	Bal	W	S	2	1	0	-	0	0	0	0	0	2	
Dec 26	SD	W	S	8	7	0	-	0	0	0	0	0	0	
Jan 2	@ Den	L	S	2	1	0	-	0	0	0	0	0	0	
Totals				12-4	16/15	98	59	0	-	1	0	2	0	9
Playoffs														
Jan 9	Den	W	S	5	1	0	-	0	0	0	0	0	2	
Jan 16	@ NE	L	p	4	2	0	-	0	0	0	0	0	1	
Totals				1-1	2/1	9	3	0	-	0	0	0	3	
2005 Indianapolis Colts														
Date	Opp	W/L	P/S	Total So	Sk	OBP	TFL	Int	Yds	PD	FF	FR	SpT	
Sept 11	@ Bal	W	S	9	6	0	-	0	0	1	0	0	2	
Sept 18	Jax	W	S	4	2	0	-	0	0	0	0	0	0	
Sept 25	Clev	W	S	8	4	0	-	0	0	0	0	0	0	
Oct 2	@ Ten	W	S	10	4	0	-	0	0	0	0	0	0	
Oct 9	@ SF	W	S	6	2	1	-	0	0	0	0	0	0	
Oct 17	StL	W	S	4	2	0	-	0	0	0	0	0	0	

Oct 23	@ Hou	W	S	6	3	1	-	0	0	0	0	0	0	
Nov 7	@ NE	W	S	2	1	0	-	0	0	0	0	2	0	
Nov 13	Hou	W	S	6	2	0	-	0	0	0	0	0	0	
Nov 20	@ Cin	W	S	2	0	0	-	0	0	0	0	0	3	
Nov 28	Pit	W	S	8	4	0	-	0	0	0	0	0	0	
Dec 4	Ten	W	S	3	1	0	-	0	0	0	0	0	0	
Dec 11	@ Jax	W	S	9	7	0	-	0	0	0	0	2	0	
Dec 18	SD	L	S	5	2	0	-	0	0	0	0	0	0	
Dec 24	@ Sea	L	S	5	3	0	-	0	0	0	0	0	0	
Jan 1	Ari	W	S	9	7	0	-	0	0	0	0	0	0	
Totals				14-2	16/16	96	50	2	-	0	0	3	2	0
Playoffs														
Jan 15	Pit	L	S	9	7	0	-	0	0	0	0	0	0	
Totals				0-1	1/1	9	7	0	-	0	0	0	0	
2006 Tennessee Titans														
Date	Opp	W/L	P/S	Total So	Sk	OBP	TFL	Int	Yds	PD	FF	FR	SpT	
Sept 10	NYJ	L	S	8	7	0	0	0	0	0	0	1	0	
Sept 17	@ SD	L	S	8	6	0	0	0	0	0	0	0	0	
Sept 24	@ Mia	L	S	11	8	0	0	0	0	0	0	1	0	
Oct 1	Dal	L	S	6	6	0	0	1	0	0	0	0	0	
Oct 8	@ Ind	L	S	14	10	0	0	0	0	0	0	1	1	
Oct 15	@ Was	W	S	6	3	0	0	1	0	0	0	0	0	
Oct 29	Hou	W	S	10	6	0	0	0	0	0	0	1	0	
Nov 5	@ Jax	L	p	0	0	0	0	0	0	0	0	0	0	
Nov 12	Bal	L	p	6	4	0	0	0	0	0	0	0	0	
Nov 19	@ Phi	W	S	8	6	0	0	1	0	0	1	0	0	
Nov 26	NYG	W	p	3	3	0	1	0	0	0	0	0	0	
Dec 3	Ind	W	S	15	12	0	0	0	0	0	0	1	0	
Dec 10	@ Hou	W	S	6	4	0	0	0	0	0	0	0	0	
Dec 17	Jax	W	S	10	8	0	0	0	0	0	0	1	0	
Dec 24	@ Buf	W	S	6	5	0	0	0	0	0	0	0	0	
Dec 31	NE	L	S	5	5	0	0	1	0	0	0	0	0	
Totals				8-8	16/13	122	93	0	1	4	0	6	2	0
2007 Tennessee Titans														
Date	Opp	W/L	P/S	Total So	Sk	OBP	TFL	Int	Yds	PD	FF	FR	SpT	
Sept 9	@ Jax	W	S	6	3	0	0	0	0	0	0	0	0	
Sept 16	Ind	L	S	10	7	0	0	1	0	0	0	0	0	
Sept 24	@ NO	W	S	13	10	0	0	1	0	0	0	0	0	
Oct 7	All	W	S	5	3	0	0	1	5	3	0	0	0	
Oct 14	@ TB	L	S	9	5	0	0	1	0	0	0	0	0	
Oct 21	@ Hou	W	S	6	5	0	0	0	0	1	1	0	0	
Oct 28	Oak	W	S	14	9	0	0	1	0	0	0	0	0	
Nov 4	Car	W	S	7	5	1	0	0	0	0	0	0	0	
Nov 11	Jax	L	S	10	6	0	0	0	0	0	0	0	0	
Nov 19	@ Den	L	S	5	4	0	0	1	0	0	0	0	0	
Nov 25	@ Cin	L	S	9	6	0	0							

VETERANS

Front Office

Coaching Staff

THORNTON/
THORPE

Rookies

2008 Season

Records

History

Playoff History

Sidelines

DAVID THORNTON'S NFL STATISTICS

Year	Team	TACKLES						INTERCEPTIONS					FUMBLES					
		GP	GS	Tot	Solo	Asst	Sk	Yds	No	Yds	Lg	TD	PD	FF	FR	Yds	SpT	
2002	Indianapolis	15	0	42	26	16	0.0	0.0	0	0	0	0	0	0	0	0	0	15
2003	Indianapolis	16	16	158	104	54	1.0	2.0	2	3	2	0	2	0	0	0	5	
2004	Indianapolis	16	15	98	59	39	0.0	0.0	1	5	5	0	0	2	0	0	9	
2005	Indianapolis	16	16	96	50	46	2.0	7.0	0	0	0	0	3	2	0	0	12	
2006	Tennessee	16	13	122	93	29	0.0	0.0	0	0	0	0	6	2	0	0	1	
2007	Tennessee	16	16	140	97	43	1.0	7.0	2	16	11	0	6	1	1	0	0	
2008	Tennessee	15	15	93	63	30	0.0	0.0	0	0	0	0	4	3	0	0	0	
NFL Totals		110	91	749	492	257	4.0	16.0	5	24	11	0	21	10	1	0	42	

Year	Team	TACKLES						INTERCEPTIONS					FUMBLES				
		GP	GS	Tot	Solo	Asst	Sk	Yds	No	Yds	Lg	TD	PD	FF	FR	Yds	SpT
2002	Indianapolis	1	0	0	0	0	0.0	0.0	0	0	0	0	0	0	0	0	1
2003	Indianapolis	3	3	26	17	9	0.0	0.0	0	0	0	0	2	0	0	0	0
2004	Indianapolis	2	1	9	3	6	0.0	0.0	0	0	0	0	0	0	0	0	3
2005	Indianapolis	1	1	9	7	2	0.0	0.0	0	0	0	0	0	0	0	0	0
2007	Tennessee	1	1	9	7	2	0.0	0.0	0	0	0	0	1	0	0	0	0
2008	Tennessee	1	1	2	1	1	0.0	0.0	0	0	0	0	1	0	0	0	0
Playoff Totals		9	7	55	35	20	0.0	0.0	0	0	0	0	4	0	0	0	4

Single-Game Highs

Tackles - 18 at Tampa Bay (10/6/03)
 Sacks - 1 (four times, last vs. Carolina 11/4/07)
 Interceptions - 1 (five times, last at Kansas City 12/16/07)
 Fumble Recovery - 1 at Indianapolis 12/30/07 (12/30/07)

Special Teams Tackles - 3 (two times, last at Cincinnati 11/20/05)

Playoff Single-Game Highs

Tackles - 10 at Kansas City (1/11/04)



**Craphonso
THORPE**



WIDE RECEIVER

6'0" • 187 lbs. • Born: 6.27.83 • Exp. (NFL/Titans): 2/1 • FA - 2009 • Florida State
 2008 GP/GS: 0/0 (Playoffs 0/0) • Career GP/GS: 5/0 (Playoffs 0/0) • Tallahassee, Fla.

PRO: Thorpe comes to the Titans after spending the 2008 season out of football. He will compete for a reserve spot in the Tennessee wide receiver corps. The second-year receiver's only NFL experience came in 2007 when he appeared in five games with the Indianapolis Colts and tallied 12 receptions for 70 yards and a touchdown. Thorpe was originally selected by the Kansas City Chiefs in the fourth round (116th overall) of the 2005 NFL Draft. He spent the first 16 weeks of his rookie season on the Chiefs' practice squad before being promoted to the 53-man roster on Dec. 30, 2005. He was inactive for his lone game that season and was released at the conclusion of Chiefs' training camp in 2006. Thorpe has also spent time with the Detroit Lions, Jacksonville Jaguars and N.Y. Giants.

TITANS TIDBITS:

- Thorpe's first name Craphonso comes from a combination of his father's first and middle

names Craig and Alphonso.

CAREER HIGHLIGHTS:

2007 (5/0, 0/0 - Indianapolis): Appeared in five games and collected 12 receptions for 70 yards and a touchdown. Was inactive for the team's divisional round playoff game against San Diego. Originally claimed off waivers by the Colts from the Detroit Lions on April 30, 2007. Waived by the Colts on Sept. 1, but re-signed to the practice squad on Sept. 20. Signed to the active roster on Oct. 7 and made his NFL debut that day against the Tampa Bay Buccaneers.

- At San Diego (11/11), caught five passes for 41 yards.
- Against Tennessee (12/30), collected six receptions for 23 yards, including his first career touchdown on a three-yard pass from backup quarterback Jim Sorgi in the team's regular season finale.

COLLEGE:

- Played in 48 games with 21 starts at Florida State, catching 123 passes for 2,153 yards (17.5 avg.) with 18 touchdowns. Also rushed six times for 13 yards and returned 39 kickoffs for 845 yards (21.7 avg.).
- Two-time letterwinner on the Seminoles track team and was named the ACC Outdoor Performer of the Year in 2003. Named All-ACC after winning the 100 and 200-meter races with personal-best times of 10.43 and 20.53, respectively.
- Appeared in 11 games with 10 starts at wide receiver as a senior, ranking second on the team with 40 receptions for 496 yards with two touchdowns.
- Earned first-team All-ACC honors after starting all 11 games at flanker as a junior. Led the team with 51 receptions for 994 yards and 11 touchdowns. His 11 touchdowns were the sixth-highest single-season total in school history.

- Played in 14 games as a sophomore and finished with 17 receptions for 377 yards and four touchdowns.
- Saw action in all 12 games as a true freshman, catching 15 passes for 286 yards with a touchdown.
- Majored in Sports Management at Florida State.

PERSONAL:

- Attended Lincoln High School in Tallahassee, Fla., competing in football and track.
- Was a second-team prep All-USA selection by USA Today as a senior when he caught 64 passes for 1,025 yards and eight touchdowns.
- List of favorites: (movie) anything funny; (TV show) "First 48"; (music artist) Rick Ross; (food) pizza; (video game) Halo 3 and (sports hero) his father.
- Crapphonso Ja'won Thorpe was born on June 27, 1983 in Tallahassee, Fla.

CRAPHONSO THORPE'S NFL STATISTICS

		RECEIVING						KICKOFF RETURNS					
Year	Team	GP	GS	No	Yds	Avg	Lg	TD	Att	Yds	Avg	Lg	TD
2005	Kansas City	0	0	0	0	0.0	0	0	0	0	0.0	0	0
2007	Indianapolis	5	0	12	70	5.8	12	1	15	318	21.2	40	0
NFL Totals		5	0	12	70	5.8	12	1	15	318	21.2	40	0

		RECEIVING						KICKOFF RETURNS					
Year	Team	GP	GS	No	Yds	Avg	Lg	TD	Att	Yds	Avg	Lg	TD
2007	Indianapolis	0	0	0	0	0.0	0	0	0	0	0.0	0	0
Playoff Totals		0	0	0	0	0.0	0	0	0	0	0.0	0	0

Single-Game Highs

- Receptions - 6 vs. Tennessee (12/30/07)
- Receiving Yards - 41 at San Diego (11/11/07)
- Long Reception - 12 vs. Tennessee (12/30/07)
- Punt Returns - 4 vs. Tampa Bay (10/7/07)
- Punt Return Yards - 36 vs. Tampa Bay (10/7/07)

- Long Punt Return - 29 vs. Tampa Bay (10/7/07)
- Kickoff Returns - 5 at San Diego (11/11/07)
- Kickoff Return Yards - 102 at Atlanta (11/22/07)
- Long Kickoff Return - 40 at San Diego (11/11/07)



Stephen TULLOCH

LINEBACKER



5'11" • 235 lbs. • Born: 1.1.85 • Exp. (NFL/Titans): 4/4 • D4b - 2006 • N.C. State
 2008 GP/GS: 16/12 (Playoffs 1/1) • Career GP/GS: 48/16 (Playoffs 2/2) • Miami, Fla.

PRO: Fourth-year linebacker Stephen Tulloch is an aggressive, downhill defender who possesses quick feet and fluid lateral movement. A core special teams performer in his first two NFL seasons, the undersized middle linebacker took a major step in his development in 2008, earning a career-high 12 starts. He ranked second on the

team with 98 tackles. Tulloch has played in all 48 games to begin his career and has totaled 171 tackles, 1.5 sacks, seven tackles for loss, four passes defended, two fumble recoveries. His 36 special teams stops from 2006-08 ranked second on the team to Donnie Nickey (40). He was selected with the team's second pick of the fourth

Front Office

Coaching Staff

THORPE/
TULLOCH

Rookies

2008 Season

Records

History

Playoff History

Sidelines

round (116th overall) in the 2006 NFL Draft after the Titans traded their initial second-round selection (39th) to Philadelphia for their second and fourth round picks (45th and 116th).

TITANS TIDBITS:

- Born and raised in Miami, Fla., Tulloch has Jamaican heritage. His parents arrived in the United States as young adults from Jamaica before he was born. He is appreciative of his Jamaican ancestry and frequently enjoys his mother's native cuisine.
- Tulloch credits his mother, Mercedes, as his inspiration and reason for his success. As a single mom, she worked as a nurse to provide for him and two siblings.
- He enjoys spending time with his niece, Aerial, and nephew, Jovon.
- Tulloch decided to leave N.C. State for the NFL with a year of college eligibility remaining after his MVP performance in the Wolfpack's Meineke Car Care Bowl shutout victory over South Florida in 2005.
- At N.C. State, Tulloch played on a defense that produced three defensive linemen selected in the first-round of the 2006 NFL Draft - Mario Williams (1st overall), Manny Lawson (22nd overall) and John McCargo (26th overall).
- After completing his professional football career, Tulloch desires to develop a youth center to provide a healthy environment for children to grow, stay out of trouble and participate in extracurricular activities. He already has launched The Stephen Tulloch Foundation to benefit underprivileged children in Miami and has organized a bowling event and football camp through the foundation.

CAREER HIGHLIGHTS:

- 2008 (16/12, 1/1):** Started 12 times over the final 13 regular season games and finished second on team with 98 tackles. Plugged gaps on NFL's seventh-ranked defense. Also contributed one sack, four tackles for loss, two passes defended and two fumble recoveries. Led or tied for team lead in tackles five times (vs. MIN, vs. GB, at JAX, at HST, at IND).
- Against Minnesota (9/28), tied for team lead with seven tackles and recovered Naufahu Tahi fumble in first quarter.
 - Against Indianapolis (10/27), made key play of game when he halted Colts drive by charging through line and stuffing Dominic Rhodes for one-yard loss on fourth-and-one in third quarter.
 - Against Green Bay (11/2), tied for team lead with eight tackles and recovered Aaron Rodgers fumble at Green Bay 17-yard line in third quarter.
 - At Jacksonville (11/16), led team with season-

- high 12 tackles in come-from-behind victory.
- At Houston (12/14), tied for team lead with 10 tackles and sacked Matt Schaub for eight-yard loss on a blitz in third quarter. Added one At Indianapolis (12/28), led team with nine tackles and forced Lance Ball fumble in fourth quarter.
- Against Baltimore (1/10), posted three tackles in second career playoff start.

2007 (16/1, 1/1): Played in every game with starts at middle linebacker in regular season finale (12/30 at Indianapolis) and in Wild Card Playoff (1/6 at San Diego). Was mainstay on special teams and also was used frequently in four-linebacker packages. Registered 36 tackles, one tackle for loss and ranked fourth on squad with 11 special teams stops.

- At Kansas City (12/16), saw significant action at middle linebacker after Ryan Fowler left game in second quarter with season-ending injury. Tallied nine tackles and tied for team lead with career-high three special teams tackles in victory.
- Against N.Y. Jets (12/23), collected 10 tackles and following week at Indianapolis (12/30), made first start of season and notched six tackles in playoff-clinching win.
- In Wild Card Playoff at San Diego (1/6), started in playoff debut and collected nine tackles, including two tackles for loss. Twice stopped LaDainian Tomlinson for loss and added one quarterback pressure.

2006 (16/3): Played in all 16 games with three starts at middle linebacker. Recorded 37 tackles, 0.5 sacks, two tackles for loss, one interception and two passes defended. On special teams, ranked second on unit with 17 tackles and a fumble recovery.

- At Jacksonville (11/5), registered first career start at middle linebacker and recorded three tackles. Combined with Peter Sirmon to sack David Garrard in second quarter for first half-sack of his career.
- At Philadelphia (11/19), posted first career interception when he picked off Donovan McNabb in end zone for touchback in first quarter.
- Against Jacksonville (12/17), registered career-high 13 tackles. Also posted one tackle on special teams.

COLLEGE:

- During three-year career at N.C. State, played in 35 games with 18 starts and recorded 290 tackles, 40 tackles for loss, seven sacks, one forced fumble, three fumbles recovered, four passes defended and 20 quarterback pressures. His 40 career tackles for loss rank fourth in N.C. State history.
- As junior, named first-team All-ACC,

honorable mention All-American by Sports Illustrated, MVP of 2005 Meineke Car Care Bowl and N.C. State's Most Valuable Linebacker while starting all 12 games. Posted career-highs in tackles (150, team-high), sacks (6), tackles for loss (21), forced fumbles (1), fumbles recovered (2) and quarterback pressures (9).

- As sophomore, played all 11 games and recorded six starts. Tied for third on team with 75 tackles, tied for second on team with 14 tackles for loss (10th in school history), one sack, one fumble recovery and five quarterback pressures.
- As freshman, played all 12 games, totaling 65 tackles, five tackles for loss, two passes defensed and six quarterback pressures.
- Majored in sports management.

PERSONAL:

- Single, splits time between Nashville and Miami, Fla.
- At Miami Killian (Fla.) High School, named

Dade County Defensive Player of Year and selected to Florida Super 75, while posting 132 tackles, 12 sacks, two interceptions, two caused fumbles and three forced fumbles as senior.

- At N.C. State, earned Wolfpack ACC Award for Community Service.
- Older brother David Tulloch played defensive tackle at Florida State (1995-1998).
- Has talked with school children in Miami and in Hendersonville, Tenn.
- Helped plant trees at Chattanooga area Boys & Girls Club in 2007 as participant in Titans Caravan and participated in Caravan again in 2009.
- Hosts annual free football camp in July for Miami area youth.
- List of favorites: (movie) "Green Mile"; (actor) Denzel Washington; (sports hero) Mike Singletary; (food) Jamaican; (car) Mercedes S550; and (vacation getaway) Jamaica.
- Born Stephen Michael Tulloch on Jan. 1, 1985 in Miami, Fla.

TULLOCH GAME-BY-GAME

2006 Tennessee Titans													
Date	Opp	W/L	P/S	To/Solo	Sk	OBP	TFL	Int	Yds	PD	FF	FR	SpT
Sept 10	@ NYJ	L	p	0	0	0	0	0	0	0	0	0	1
Sept 17	@ SD	L	p	0	0	0	0	0	0	0	0	0	2
Sept 24	@ Mia	L	p	0	0	0	0	0	0	0	0	0	1
Oct 1	Dal	L	p	1	0	0	0	0	0	0	0	0	1
Oct 8	@ Ind	L	p	0	0	0	0	0	0	0	0	0	0
Oct 15	@ Was	W	p	0	0	0	0	0	0	0	0	0	1
Oct 29	Hou	W	p	0	0	0	0	0	0	0	0	0	1
Nov 5	@ Jax	L	S	3	1	0.5	0	0	0	0	0	0	2
Nov 12	Bal	L	S	7	5	0.0	0	0	0	2	0	0	1
Nov 19	@ Phi	W	p	4	2	0.0	0	1	0	0	0	0	2
Nov 26	NYG	W	S	8	7	0.0	1	0	0	0	0	0	1
Dec 3	Ind	W	p	1	0	0.0	0	0	0	0	0	0	0
Dec 10	@ Hou	W	p	0	0	0.0	0	0	0	0	0	0	2
Dec 17	Jax	W	p	13	8	0.0	0	1	0	0	0	0	1
Dec 24	@ Buf	W	p	0	0	0.0	0	0	0	0	0	0	0
Dec 31	NE	L	p	0	0	0.0	0	0	0	0	0	0	1
Totals		8-8	16/3	37	23	0.5	0	2	1	0	2	0	17

2007 Tennessee Titans													
Date	Opp	W/L	P/S	To/Solo	Sk	OBP	TFL	Int	Yds	PD	FF	FR	SpT
Sept 9	@ Jax	W	p	1	1	0.0	0	0	0	0	0	0	0
Sept 16	Ind	L	p	0	0	0.0	0	0	0	0	0	0	0
Sept 24	@ NO	W	p	1	1	0.0	0	0	0	0	0	0	0
Oct 7	All	W	p	0	0	0.0	0	0	0	0	0	0	0
Oct 14	@ TB	L	p	0	0	0.0	0	0	0	0	0	0	0
Oct 21	@ Hou	W	p	0	0	0.0	0	0	0	0	0	0	0
Oct 28	Oak	W	p	0	0	0.0	0	0	0	0	0	0	0
Nov 4	Car	W	p	0	0	0.0	0	0	0	0	0	0	1
Nov 11	Jax	L	p	1	1	0.0	0	0	0	0	0	0	0
Nov 19	@ Den	L	p	1	1	0.0	0	0	0	0	0	0	0
Nov 25	@ Cin	L	p	3	3	0.0	0	0	0	0	0	0	2

2008 Tennessee Titans													
Date	Opp	W/L	P/S	To/Solo	Sk	OBP	TFL	Int	Yds	PD	FF	FR	SpT
Dec 2	Hou	W	p	3	3	0.0	0	0	0	0	0	0	0
Dec 9	SD	L	p	1	1	0.0	0	0	0	0	0	0	1
Dec 16	@ KC	W	p	9	7	0.0	0	0	0	0	0	0	3
Dec 23	NYJ	W	p	10	7	0.0	0	1	0	0	0	0	1
Dec 30	@ Ind	W	S	6	3	0.0	0	0	0	0	0	0	0
Totals	10-6	16/1		36	28	0.0	0	1	0	0	0	0	11
Playoffs													
Jan 6	@ SD	L	S	9	7	0.0	1	2	0	0	0	0	0
Totals	0-1	1/1		9	7	0.0	1	2	0	0	0	0	0

2009 Tennessee Titans													
Date	Opp	W/L	P/S	To/Solo	Sk	OBP	TFL	Int	Yds	PD	FF	FR	SpT
Sept 7	Jax	W	p	2	1	0.0	0	0	0	0	0	0	0
Sept 14	@ Cin	W	p	1	0	0.0	0	0	0	0	0	0	0
Sept 21	Hou	W	p	2	0	0.0	0	0	0	0	0	0	0
Sept 28	Min	W	S	7	4	0.0	0	0	0	0	0	0	1
Oct 5	@ Bal	W	S	10	5	0.0	0	0	0	0	0	0	0
Oct 19	@ KC	W	S	4	3	0.0	0	0	0	0	0	0	0
Oct 27	Ind	W	S	5	4	0.0	0	1	0	0	1	0	0
Nov 2	GB	W	p	8	6	0.0	0	0	0	0	1	0	1
Nov 9	@ Chi	W	S	5	3	0.0	0	0	0	0	0	0	0
Nov 16	Jax	W	S	12	8	0.0	0	0	0	0	0	0	0
Nov 23	NYJ	L	S	10	7	0.0	0	0	0	0	0	0	1
Dec 7	@ Det	W	S	4	4	0.0	0	1	0	0	0	0	0
Dec 14	@ Hou	L	S	5	1	0.0	0	0	0	0	0	0	1
Dec 21	Pit	W	S	4	3	0.0	0	0	0	0	0	0	1
Dec 28	@ Ind	L	S	9	7	0.0	0	1	0	0	0	0	0
Totals	13-3	16/12		98	62	1.0	0	4	0	0	2	0	8
Playoffs													
Jan 10	Bal	L	S	3	0	0.0	NA	0	0	0	0	0	0
Totals	0-1	1/1		3	0	0.0	NA	0	0	0	0	0	0

Front Office

Coaching Staff

TULLOCH

Rookies

2009 Season

Records

History

Playoff History

Sidelines

STEPHEN TULLOCH'S NFL STATISTICS

		TACKLES						INTERCEPTIONS					FUMBLES				
Year	Team	GP	GS	Tot	Solo	Asst	Sk	Yds	No	Yds	Lg	TD	PD	FF	FR	Yds	SpT
2006	Tennessee	16	3	37	23	14	0.5	1.0	1	0	0	0	2	0	0	0	17
2007	Tennessee	16	1	36	28	8	0.0	0.0	0	0	0	0	0	0	0	0	11
2008	Tennessee	16	12	98	62	36	1.0	8.0	0	0	0	0	2	0	2	4	8
NFL Totals		48	16	171	113	58	1.5	9.0	1	0	0	0	4	0	2	4	36

		TACKLES						INTERCEPTIONS					FUMBLES				
Year	Team	GP	GS	Tot	Solo	Asst	Sk	Yds	No	Yds	Lg	TD	PD	FF	FR	Yds	SpT
2007	Tennessee	1	1	9	7	2	0.0	0.0	0	0	0	0	0	0	0	0	0
2008	Tennessee	1	1	3	0	3	0.0	0.0	0	0	0	0	0	0	0	0	0
Playoff Totals		2	2	12	7	5	0.0	0.0	0	0	0	0	0	0	0	0	0

Single-Game Highs


Tackles - 13 vs. Jacksonville (12/17/06)
 Interceptions - 1 at Philadelphia (11/19/06)
 Sacks - 1 at Houston (12/14/08)
 Fumble Recoveries - 1 (twice, last vs. Green Bay 11/2/08)
 Special Teams Tackles - 3 (twice, last at Houston 12/14/08)

Playoff Single-Game Highs

Tackles - 3 vs. Baltimore (1/10/09)

Additional Career Statistics

Special Teams Fumble Recoveries - 1 (2006)



Kyle
VANDEN BOSCH



DEFENSIVE END

PRO BOWLS

6'4" • 278 lbs. • Born: 11.17.78 • Exp. (NFL/Titans): 9/5 • UFA (Arizona) - 2005 • Nebraska
 2008 GP/GS: 10/10 (Playoffs 1/1) • Career GP/GS: 93/78 (Playoffs 2/2) • Larchwood, Iowa



PRO: Since signing as an unrestricted free agent in the spring of 2005, Titans defensive end Kyle Vanden Bosch has emerged as one of the most productive defensive ends in the NFL and has earned two Pro Bowl invitations. After spending his first four NFL seasons with the Arizona Cardinals (2001-04), he was signed by the Titans with little fanfare. Two of his seasons in Arizona were cut short due to anterior cruciate ligament injuries – one on each knee – and the Titans were one of only a handful of teams that sought the former second-round draft choice. The investment continues to pay significant dividends as Vanden Bosch has become one of the Titans leaders in the locker room. A hard worker who shows relentless effort on the field, Vanden Bosch has a team-high 35.5 sacks since joining the team and has led the team's defensive linemen in tackles in three of his four seasons. The Iowa native battled through an injury-plagued campaign in 2008, missing six games with a groin injury. He still finished fourth on the team with 18 quarterback pressures and amassed 4.5 sacks, three forced fumbles and two fumble recoveries in 10 games. In 2007, he was named as a starter at defensive end in his second career Pro Bowl after leading the team and

finishing sixth in the AFC with 12 sacks. The former Nebraska standout also finished second on the team with 115 tackles and was named a captain for the season by his teammates. In 2006, he led the team for a second consecutive year with 6.5 sacks and set a career high with 118 tackles. He added a career-high 30 quarterback pressures, four tackles for loss and one forced fumble. His 118 tackles made up the fourth-highest total by a Titans defensive lineman since 1980 (27 seasons), and his 30 quarterback pressures were the most by a Titans player since Kevin Carter recorded 33 in 2002. In 2005, Vanden Bosch finished second in the AFC and fourth in the NFL with 12.5 sacks and totaled 100 tackles. His sack total was the most by a member of the team since Jevon Kearse's 14.5 in 1999, and he became the first defensive lineman for the team since 1986 (Ray Childress and Richard Byrd) to post 100 tackles in a season. He was named to his first career Pro Bowl following the season. His 2001 rookie season in Arizona was cut short due to reconstructive surgery on his right ACL, which kept him out of the final 13 contests after he started the first three games. He returned in his second year to start all 16 games and lead the Cardinals with

four sacks, nine hurries and eight tackles for loss. Then in 2003, he suffered an injury to his left ACL during the preseason and missed all 16 games. In 2004, he played in all 16 games with one start and totaled 15 tackles. He was originally selected by Arizona in the second round (34th overall) of the 2001 NFL Draft.

TITANS TIDBITS:

- In one of the most unique fundraisers ever staged, Vanden Bosch organized the "KVB Birthday Brawl," which combined the worlds of pro football and pro wrestling, as Titans players teamed up with the superstars of TNA Wrestling for a one-of-a-kind wrestling event at The Wildhorse Saloon. The November 2008 event raised more than \$90,000 for the foundation and its efforts to fund the first KVB Media Center at the Andrew Jackson Boys & Girls Club in Nashville.
- In 2009, Vanden Bosch received the Sydney F. Keeble Distinguished Service award from the Boys and Girls Club for outstanding contributions to the agency. He shared the honor with teammate Casey Cramer.
- Vanden Bosch started the KVB S.A.C.K. (Supporting and Assisting Charities for Kids) Foundation in the spring of 2008. The foundation aims to give children more opportunities for success in life. For more information visit Vanden Bosch's website, www.kvb93.com.
- His father, Doug, owns D&L Masonry, a construction company in Larchwood, Iowa, while his mother, Bonnie, is an accountant. Kyle began working for his father's company when he was just 12 years old, hauling bricks, cement and other materials. He says he owes much of his strength and work ethic to his experience with his father's business.
- Kyle and his older brother, Keith, played high school football together in Larchwood. Keith then went on to star at linebacker for Northwestern College in Iowa.
- Vanden Bosch has shaved his head since he was a freshman in college. The Nebraska defensive line members traditionally shave their heads at the start of camp, and Vanden Bosch decided to keep the look ever since.
- As a senior at Nebraska, Vanden Bosch was one of six NCAA Division 1-A players to garner National Football Foundation and College Hall of Fame Scholar-Athlete honors.
- At Nebraska, Vanden Bosch received one of the most prestigious awards in the nation

for student athletes, the St. Vincent de Paul Draddy Scholar-Athlete Award, which includes a \$25,000 post-graduate scholarship.

- Vanden Bosch enjoys spending time at a close friend's property in Winner, South Dakota, one of the country's best locales for pheasant hunting. He also is a big fisherman and spent a lot of time catching catfish at a lake near his home in Arizona during his career there.

CAREER HIGHLIGHTS:

- **2008 (10/10, 1/1 – Tennessee):** Started all 10 games in which he played at defensive end, collected 4.5 sacks and finished fourth on the team with 18 quarterback pressures. Was inactive for six games with a groin injury. Tied for the team lead in sacks three times in 2008 (at CIN, vs. HST, at DET) and led or tied for the team lead in quarterback pressures four times (at CIN, vs. MIN, vs. NYJ, at DET). Was voted a team captain for the 2008 season by his teammates.
- Against Jacksonville (9/7), notched five tackles, a sack, two quarterback pressures, a forced fumble and a fumble recovery in the Titans' 17-10 victory on opening day. Halted a Jaguars' drive by strip-sacking David Garrard for nine-yard loss and recovering the fumble at the Tennessee 35-yard line late in the second quarter.
- At Cincinnati (9/14), tallied six tackles, a half sack and three quarterback pressures in the 24-7 road victory. Combined with Jevon Kearse to sack Carson Palmer for a seven-yard loss in the fourth quarter.
- Against Houston (9/21), notched eight tackles, a sack, a forced fumble and two quarterback pressures in the Titans' 31-12 victory. Burst off the ball and sacked Matt Schaub for a five-yard loss and forced a fumble that was recovered by the Texans late in the fourth quarter. Created pressure off the edge forcing

FRANCHISE SACK LEADERS

Franchise all-time sack leaders:

Player	Years	Career Sacks*
1. Elvin Bethea	1968-83	105.0
2. Ray Childress	1985-95	74.5
3. Jesse Baker	1979-87	66.0
4. William Fuller	1986-93	59.0
5. Sean Jones	1988-93	57.5
6. Jevon Kearse	1999-03, 2008	51.0
7. Robert Brazile	1975-84	48.0
8. Ted Washington	1973-82	45.0
9. Kyle Vanden Bosch	2005-08	35.5
10. Curley Culp	1966-72	31.0

* Sacks did not become an official NFL statistic until 1982. Vanden Bosch is ranked higher (sixth) on the official list from the Elias Sports Bureau.

Schaub to throw the ball that was intercepted by Cortland Finnegan and returned 99 yards for a score late in fourth quarter.

- Against Minnesota (9/28), collected five tackles, a half sack, a forced fumble and a team-best five quarterback pressures in the Titans' 30-17 victory. Forced an Adrian Peterson fumble that was recovered by Tony Brown at the Minnesota 15-yard line in the second quarter. Teamed with Brown to drop Tarvaris Jackson for a six-yard sack late in the fourth quarter.
- A gainst N.Y. Jets (11/23), returned to the starting lineup at defensive end and tallied seven tackles, a half sack and two quarterback pressures. Teamed with Albert Haynesworth to sack Brett Favre for a seven-yard loss on third-and-five in the first quarter.
- At Detroit (11/27), collected five tackles, a sack, a fumble recovery and two quarterback pressures in the Titans' commanding 47-10 victory over the Lions on Thanksgiving. Recovered a Shaun McDonald fumble at the Detroit 31-yard line that was forced by Michael Griffin in the first quarter. Sacked Daunte Culpepper at the Lions' 33-yard line in the first quarter.

2007 (16/16, 1/1 – Tennessee): Started all 16 games at defensive end for the third consecutive season and was named as a starter for the Pro Bowl. Led the team and finished sixth in the AFC with 12 sacks. Finished second on the team with 115 tackles and 24 quarterback pressures. Tied for the team lead with four forced fumbles. Named AFC Defensive Player of the Week after registering 12 tackles, three sacks and a forced fumble against N.Y. Jets (12/23). Led or tied for the team lead in tackles five times in 2007 (vs. IND, vs. ATL, vs. JAX, vs. SD, vs. NYJ). Led or tied for the team lead in sacks six times in 2007 (vs. IND, vs. ATL, at HST, at CIN, vs. SD, vs. NYJ). Led or tied for the team lead in quarterback pressures five times in 2007 (at NO, vs. JAX, vs. HST, at KC, vs. NYJ). Voted a team captain for the 2007 season by his teammates.

- Against Atlanta (10/7), led the team with nine tackles in the Titans' 20-13 win. Collected a sack, two tackles for loss and a quarterback pressure in the victory. Sealed the victory by sacking Byron Leftwich for an eight-yard loss on a fourth-and-goal play late in the fourth quarter.
- Against San Diego (12/9), led the team with 11 tackles, while tallying three sacks, two quarterback pressures and a tackle for loss. Created pressure forcing Philip Rivers to throw an interception to Michael Griffin in the first quarter. Sacked Rivers for an eight-yard loss in the third quarter. Dropped Rivers for a 10-yard sack in the fourth quarter. Two plays later, ended a Chargers' drive by sacking Rivers for

a nine-yard loss on third-and-20.

- Against N.Y. Jets (12/23), named AFC Defensive Player of the Week after leading the team and matching a career high with 12 tackles, three sacks and a forced fumble in the Titans' 10-6 win. It marked his second three-sack effort of the season and third of his career. Came off the edge and strip-sacked Pennington for a three-yard loss but the loose ball was recovered by the Jets in the fourth quarter.
- In AFC Wild Card Game at San Diego (1/6), saw action in his first career postseason game and posted six tackles and two quarterback pressures.

2006 (16/16 – Tennessee): Started all 16 games at left defensive end. Season totals included 6.5 sacks, 118 tackles, 30 quarterback pressures, four tackles for loss and one forced fumble. Set career high in tackles and led team in sacks for second consecutive year. Led team's defensive linemen in tackles for second consecutive season. His 118 tackles ranked fourth-highest by Titans defensive lineman since 1980 (27 seasons). Set career high with 30 quarterback pressures, most by Titans player since Kevin Carter's 33 in 2002.

- Against N.Y. Jets (9/10), recorded 10 tackles, one sack, one tackle for loss and two quarterback pressures.
- Against Houston (10/29), posted nine tackles, two sacks, one forced fumble and three quarterback pressures. Recorded sack and forced fumble against David Carr with under 20 seconds remaining in first half. Fumble was returned 40 yards for touchdown by Tony Brown. It was third sack and forced fumble of Vanden Bosch's career that was returned for touchdown.
- Against Jacksonville (12/17), recorded seven tackles, three quarterback pressures and team-high 1.5 sacks. Shared sack of David Garrard with Randy Starks and added solo sack. Reached 100 tackles for second consecutive season.

2005 (16/16 – Tennessee): In his first season in Tennessee, started all 16 games and was rewarded with his first career trip to Pro Bowl after finishing second in AFC and fourth in NFL with 12.5 sacks. Recorded 100 total tackles, which ranked second on squad and made him first defensive lineman on team since 1986 (Ray Childress and Richard Byrd) to post 100 tackles in single season. Sack total was highest by member of team since Jevon Kearse's 14.5 in 1999.

- Against Baltimore (9/18), led team with career-high three sacks, all against Anthony Wright. Also recovered one fumble.
- At St. Louis (9/25), led team with two sacks. Forced Marc Bulger fumble, which was recovered by fellow Titans defensive end

Antwan Odom and returned 25 yards for touchdown. Became second member of team since start of 1999 to post five sacks over two-game stretch, joining Jevon Kearse's effort in 2001 (three vs. Jacksonville, 11/4; two vs. Baltimore, 11/12).

- Against Jacksonville (11/20), tied season high with nine tackles and added one sack, one forced fumble, three quarterback pressures and two tackles for loss. Sacked Byron Leftwich and stripped ball, which was recovered by Antwan Odom for 27-yard touchdown return.
- Against Houston (12/11), posted seven tackles and tied for the team lead with two sacks of David Carr.

2004 (16/1 – Arizona): Saw action in every game for Cardinals, including one start (12/26 at Seattle), and totaled 15 tackles.

- Recorded two tackles in season opener at St. Louis (9/12) in first game since undergoing knee surgery in August 2003.

2003 (0/0 – Arizona): Suffered torn ACL in left knee during preseason game at San Diego (8/16) and was placed on injured reserve on Aug. 26, the same date he underwent reconstructive surgery.

2002 (16/16 – Arizona): Returned from reconstructive knee surgery to lead Arizona with four quarterback sacks, nine hurries and eight tackles for loss in 16 starts. Also totaled 66 tackles and one fumble recovery.

- At Seattle (9/15), totaled four tackles, two tackles for loss and helped smother aborted Seahawk field goal attempt at Cardinals' nine-yard line in 24-13 win.
- At Philadelphia (11/17), registered season-best 10 tackles and set up team's first touchdown with recovery of Donovan McNabb fumble near midfield.

2001 (3/3 – Arizona): Finished injury-abbreviated rookie season with 12 tackles, one quarterback sack, one hurry, one pass defended and one fumble return for touchdown. Started first three games, inactive for next two, then spent final 11 weeks on injured reserve.

- Against Denver (9/23), started first game of NFL career at right defensive end in season opener and totaled four tackles, one pass defended and one quarterback hurry.
- In win at Philadelphia (10/7), scooped up Donovan McNabb fumble on second play from scrimmage, taking ball nine yards into end zone to provide 7-0 lead and first NFL touchdown. Suffered left ankle sprain on next series and was forced out of game after just seven plays.
- After returning to workouts Oct. 17, suffered season-ending injury in practice when teammate Barron Tanner rolled into his knee.
- Underwent reconstructive right-knee surgery Oct. 23 to repair torn medial collateral

ligament and partially-torn anterior cruciate ligament. Subsequently placed on injured reserve Oct. 25.

COLLEGE:

- Started final 23 games at Nebraska, closing career with 142 total tackles, 13 sacks for 112 yards, 34 tackles for loss and 46 quarterback pressures.
- As senior, was All-Big 12 Conference first-team pick by The Sporting News, adding second-team honors from Associated Press. Added Academic All-Big 12 accolades for the third consecutive year.
- Twice earned Verizon/CoSIDA academic All-America, continuing school's 14-year streak of having at least one player earn the honor.
- Set Nebraska single-season record with three blocked kicks—two field-goal attempts and one point-after-touchdown try as sophomore.
- Three-time Nebraska Lifter of the Year (1998–2000) added 40 pounds to frame after arriving on Lincoln campus as freshman.
- Graduated with 3.82 grade-point average and bachelor's degree in finance in December 2000.

PERSONAL:

- Married to Lindsey, couple resides in Nashville with daughter, Payten (4), and twin sons, Bastian and Case (2).
- Earned All-America honors at West Lyon (Larchwood, Iowa) Community High School. Also named USA Today/Gatorade Player of the Year for Iowa and Midwest Region.
- Started three years at fullback and four at outside linebacker at West Lyon. As senior, rushed 136 times for 812 yards and 18 touchdowns while recording 83 tackles, 14 sacks, and one interception. Set school's scoring record with 264 career points.
- Earned 4.0 grade-point average and was two-time National Honor Society member as well as Academic All-Iowa honoree.
- Each of the past two offseasons, Vanden Bosch has kickstarted Titans Caravan, visiting fans and students in Waverly, Camden, Paris, Martin, Christiana, Cookeville, Crossville, Harriman and Knoxville.
- List of favorites: (movie) "Scarface"; (TV show) "World Poker Tour"; (actor) Al Pacino; (music group) Rascal Flatts; (school subject) math; (team other than the Titans) Minnesota Twins; (car) Chevy Avalanche; (video game) Big Game Hunting; (vacation getaway) his cabin in Town Creek, Ala.; and (food) cheeseburgers.
- Born Kyle Dale Vanden Bosch on Nov. 17, 1978 in Larchwood, Iowa.

VETERANS

VANDEN BOSCH GAME-BY-GAME

2001 Arizona Cardinals												
Date	Opp	W/L	P/S	TotSolo	Sk	QBP	TFL	Int	Yds	PD	FF	FR SpT
Sept 23	@ Den	L	S	4	1	0	1	0	0	1	0	0
Sept 30	@ Atl	L	S	8	5	1	0	0	0	0	0	0
Oct 7	@ Phi	W	S	0	0	0	0	0	0	0	0	1
Oct 14	@ Chi	L	IA									
Oct 21	@ KC	W	IA									
Oct 28	@ Dal	L										
Placed on injured reserve Oct 25												
Totals				7-9	3/3	12	6	1	1	0	0	1

2002 Arizona Cardinals												
Date	Opp	W/L	P/S	TotSolo	Sk	QBP	TFL	Int	Yds	PD	FF	FR SpT
Sept 8	@ Was	L	S	3	3	0	2	0	0	0	0	0
Sept 15	@ Sea	W	S	4	3	0	0	2	0	0	0	0
Sept 22	SD	L	S	4	2	1	1	0	0	0	0	0
Sept 29	NYG	W	S	2	1	1	0	0	0	0	0	0
Oct 6	@ Car	W	S	9	3	1	0	1	0	0	0	0
Oct 20	@ Dal	W	S	0	0	0	0	0	0	0	0	0
Oct 27	@ SF	L	S	8	5	0	1	2	0	0	0	0
Nov 3	SIL	L	S	5	2	0	1	0	0	0	0	0
Nov 10	Sea	L	S	3	2	0	0	1	0	0	0	0
Nov 17	@ Phi	L	S	10	2	0	0	0	0	0	0	1
Nov 24	@ Oak	L	S	0	0	0	0	0	0	0	0	0
Dec 1	@ KC	L	S	3	2	0	0	0	0	0	0	0
Dec 8	@ Det	W	S	4	3	0	1	1	0	0	0	0
Dec 15	@ SIL	L	S	3	2	1	1	0	0	0	0	0
Dec 21	SF	L	S	5	2	0	2	0	0	0	0	0
Dec 29	@ Den	L	S	0	0	0	0	0	0	0	0	0
Totals				5-11	16/16	66	35	4	9	8	0	0

2003 Arizona Cardinals												
Date	Opp	W/L	P/S	TotSolo	Sk	QBP	TFL	Int	Yds	PD	FF	FR SpT
Sept 7	@ Det	L										
Placed on injured reserve on Aug 26												
Totals				4-12	0/0	0	0	0	0	0	0	0

2004 Arizona Cardinals												
Date	Opp	W/L	P/S	TotSolo	Sk	QBP	TFL	Int	Yds	PD	FF	FR SpT
Sept 12	@ SIL	L	P	2	1	0	0	0	0	0	0	0
Sept 19	NE	L	P	2	1	0	0	0	0	0	0	0
Sept 26	@ Atl	L	P	1	0	0	0	0	0	0	0	0
Oct 3	NO	W	P	1	0	0	0	0	0	0	0	0
Oct 10	@ SF	L	P	0	0	0	0	0	0	0	0	0
Oct 24	Sea	W	P	0	0	0	0	0	0	0	0	0
Oct 31	@ Buf	L	P	0	0	0	0	0	0	0	0	0
Nov 7	@ Mia	W	P	0	0	0	0	0	0	0	0	0
Nov 14	NYG	W	P	2	2	0	0	0	0	0	0	0
Nov 21	@ Car	L	P	2	2	0	0	0	0	0	0	0
Nov 28	NYJ	L	P	1	0	0	0	0	0	0	0	0
Dec 5	@ Det	L	P	0	0	0	0	0	0	0	0	0
Dec 12	SF	L	P	0	0	0	0	0	0	0	0	0
Dec 19	SIL	W	P	2	0	0	0	0	0	0	0	0
Dec 26	@ Sea	L	S	0	0	0	1	0	0	0	0	0
Jan 2	TB	W	P	2	2	0	0	0	0	0	0	0
Totals				6-10	16/1	15	8	0	1	0	0	0

2005 Tennessee Titans												
Date	Opp	W/L	P/S	TotSolo	Sk	QBP	TFL	Int	Yds	PD	FF	FR SpT
Sept 11	@ Phi	L	S	5	3	0	0	0	0	0	0	0
Sept 18	Bal	W	S	6	4	3	2	0	0	0	0	1
Sept 25	@ Sil	L	S	7	5	2	0	1	0	0	1	0
Oct 2	Ind	L	S	6	2	0	2	1	0	0	0	0
Oct 9	@ Hou	W	S	9	7	1.5	1	0	0	0	0	0
Oct 16	Cin	L	S	3	1	0	0	0	0	0	0	0
Oct 23	@ Ari	L	S	7	5	1	1	2	0	0	0	0
Oct 30	Oak	L	S	6	4	0	1	0	0	0	0	0
Nov 6	@ Cle	L	S	9	2	0	2	0	0	0	0	0
Nov 20	Jax	L	S	9	5	1	3	2	0	0	1	0
Nov 27	S.F.	W	S	8	5	2	1	0	0	0	1	0
Dec 4	@ Ind	L	S	6	2	0	0	0	0	0	0	0
Dec 11	Hou	W	S	7	5	2	0	0	0	0	0	0
Dec 18	Sea	L	S	3	1	0	0	0	0	0	0	0
Dec 24	@ Mia	L	S	5	3	0	2	1	0	0	1	0
Jan 1	@ Jax	L	S	4	1	0	0	1	0	0	0	0
Totals				4-12	16/16	100	55	12.5	15	8	0	4

2006 Tennessee Titans												
Date	Opp	W/L	P/S	TotSolo	Sk	QBP	TFL	Int	Yds	PD	FF	FR SpT
Sept 10	NYJ	L	S	10	6	1	2	1	0	0	0	0
Sept 17	@ SD	L	S	5	3	0	3	0	0	0	0	0
Sept 24	@ Mia	L	S	6	3	1	2	0	0	0	0	0
Oct 1	@ Dal	L	S	5	2	0	2	0	0	0	0	0
Oct 8	@ Ind	L	S	4	3	0	1	1	0	0	0	0
Oct 15	@ Was	W	S	7	4	0	2	0	0	0	0	0
Oct 29	Hou	W	S	9	7	2	3	0	0	0	0	1
Nov 5	Jax	L	S	12	7	0	1	0	0	0	0	0
Nov 12	Bal	L	S	4	1	0	4	1	0	0	0	0
Nov 19	@ Phi	W	S	6	4	0	2	0	0	0	0	0
Nov 26	NYG	W	S	8	4	0	1	0	0	0	0	0
Dec 3	Ind	W	S	8	3	0	1	0	0	0	0	0
Dec 10	@ Hou	W	S	9	7	0	3	0	0	0	0	0
Dec 17	Jax	W	S	7	2	1.5	3	0	0	0	0	0
Dec 24	@ Buf	W	S	8	4	0	3	0	0	0	0	0
Dec 31	NE	L	S	10	7	1	1	0	0	0	0	0
Totals				8-8	16/16	118	67	6.5	30	4	0	0

2007 Tennessee Titans												
Date	Opp	W/L	P/S	TotSolo	Sk	QBP	TFL	Int	Yds	PD	FF	FR SpT
Sept 9	@ Jax	W	S	5	2	0.0	1	0	0	0	0	0
Sept 16	Ind	L	S	10	5	1.0	1	0	0	0	0	0
Sept 24	@ NO	W	S	4	2	0.0	3	0	0	0	0	0
Oct 7	All	W	S	9	7	1.0	1	2	0	0	0	0
Oct 14	@ TB	L	S	5	3	0.0	2	0	0	0	0	0
Oct 21	@ Hou	W	S	6	2	1.0	1	1	0	0	0	0
Oct 28	Oak	W	S	8	2	1.0	1	1	0	0	0	1
Nov 4	Car	W	S	7	4	1.0	0	1	0	0	0	0
Nov 11	Jax	L	S	10	5	0.0	2	0	0	0	1	0
Nov 19	@ Den	L	S	7	5	0.0	0	0	0	0	0	0
Nov 25	@ Cin	L	S	6	3	1.0	1	0	0	0	0	1
Dec 2	Hou	W	S	7	5	0.0	3	0	0	0	1	1
Dec 9	SD	L	S	11	8	3.0	2	1	0	0	0	0
Dec 16	@ KC	W	S	6	3	0.0	3	0	0	0	0	0
Dec 23	NYJ	W	S	12	8	3.0	1	0	0	0	0	1
Dec 30	@ Ind	W	S	2	1	0.0	2	0	0	0	0	0
Totals				10-6	16/16	115	65	12.0	24	6	0	2

Playoffs												
Date	Opp	W/L	P/S	TotSolo	Sk	QBP	TFL	Int	Yds	PD	FF	FR SpT
Jan 6	@ SD	L	S	6	2	0	2	0	0	0	0	0
Totals				0-1	1/1	6	2	0	2	0	0	0

2008 Tennessee Titans												
Date	Opp	W/L	P/S	TotSolo	Sk	QBP	TFL	Int	Yds	PD	FF	FR SpT
Sept 7	Jax	W	S	5	1	1.0	2	0	0	0	0	1
Sept 14	@ Cin	W	S	6	3	0.5	3	0	0	0	0	0
Sept 21	Hou	W	S	8	3	1.0	2	0	0	0	0	1
Sept 28	Min	W	S	5	1	0.5	5	0	0	0	0	1
Oct 5	@ Bal	W	S	4	1	0.0	0	0	0	0	0	0
Oct 19	@ KC	W	S	0	0	0.0	0	0	0	0	0	0
Oct 27	Ind	W	IA									
Nov 2	GB	W	S	1	1	0.0	0	0	0	0	0	0
Nov 9	@ Chi	W	IA									
Nov 16	Jax	W	IA									
Nov 23	NYJ	L	S	7	2	0.5	2	0	0	0	0	0
Nov 27	@ Det	W	S	5	2							

KYLE VANDEN BOSCH'S NFL STATISTICS

Year	Team	TACKLES						INTERCEPTIONS					FUMBLES				
		GP	GS	Tot	Solo	Asst	Sk	Yds	No	Yds	Lg	TD	PD	FF	FR	Yds	SpT
2001	Arizona	3	3	12	6	6	1.0	9.0	0	0	0	0	1	0	1	9	0
2002	Arizona	16	16	66	35	31	4.0	26.0	0	0	0	0	0	0	1	0	0
2003	Arizona	INJURED RESERVE															
2004	Arizona	16	1	15	8	7	0.0	0.0	0	0	0	0	0	0	0	0	0
2005	Tennessee	16	16	100	55	45	12.5	79.5	0	0	0	0	0	4	1	0	0
2006	Tennessee	16	16	118	67	51	6.5	48.0	0	0	0	0	0	1	0	0	0
2007	Tennessee	16	16	115	65	50	12.0	71.0	0	0	0	0	2	4	0	0	0
2008	Tennessee	10	10	46	16	30	4.5	25.0	0	0	0	0	0	3	2	0	0
NFL Totals		93	78	472	252	220	40.5	258.5	0	0	0	0	3	12	5	9	0

Year	Team	TACKLES						INTERCEPTIONS					FUMBLES				
		GP	GS	Tot	Solo	Asst	Sk	Yds	No	Yds	Lg	TD	PD	FF	FR	Yds	SpT
2007	Tennessee	1	1	6	2	4	0.0	0.0	0	0	0	0	0	0	0	0	0
2008	Tennessee	1	1	1	1	0	0.0	0.0	0	0	0	0	0	0	0	0	0
Playoff Totals		2	2	7	3	4	0.0	0.0	0	0	0	0	0	0	0	0	0


Single-Game Highs

Tackles - 12 (two times, last vs. N.Y. Jets 12/23/07)
 Sacks - 3 (three times, last vs. N.Y. Jets 12/23/07)
 Fumble Recoveries - 1 (five times, last at Detroit 11/27/08)
 Touchdowns - 1 at Philadelphia (10/7/01)

Playoff Single-Game Playoff Highs

Tackles - 6 at San Diego (1/6/07)

61



Fernando
VELASCO



CENTER/GUARD

6'4" • 304 lbs. • Born: 2.22.85 • Exp. (NFL/Titans): 1/1 • FA - 2008 • Georgia
 2008 GP/GS: 0/0 (Playoffs 0/0) • Career GP/GS: 0/0 (Playoffs 0/0) • Wrens, Ga.

PRO: Fernando Velasco was re-signed on Jan. 12, 2009 after spending the entire 2008 season on the team's practice squad. The offensive lineman provides depth at the center and guard positions. He originally was signed by the Titans as a rookie free agent on May 2, 2008.

TITANS TIDBITS:

- Velasco enjoys bowling, watching movies and playing basketball in his spare time.

COLLEGE:

- Played 50 games with 26 starts at Georgia.
- As senior (2007), started all 13 games at center and received All-SEC second-team honors.
- As junior (2006), started all 13 games at strong-side offensive guard.
- Played 12 games in both freshman (2004) and sophomore (2005) seasons.
- Received degree in health and physical education.

PERSONAL:

- Single, splits time between Nashville and Wrens, Ga.
- Was four-year letterman as defensive tackle and offensive tackle at Jefferson County High School in Wrens, Ga. Selected to Georgia All-State team as senior.
- Also played basketball two years in high school.
- List of favorites: (movie) "Life"; (TV show) "Family Matters"; (actor) Denzel Washington; (food) fried chicken; (vacation spot) Miami; (school subject) math; (car) Cadillac Escalade; (video game) Madden NFL; and (author) Joel Osteen.
- Born Fernando Antonio Velasco on Feb. 22, 1985 in Harris, N.Y.

Front Office

Coaching Staff

VANDEN BOSCH/
VELASCO

Rookies

2008 Season

Records

History

Playoff History

Sidelines

96



Kevin
VICKERSON



DEFENSIVE TACKLE

6'5" • 305 lbs. • Born: 1.8.83 • Exp. (NFL/Titans): 4/2 • FA - 2007 • Michigan State
2008 GP/GS: 7/0 (Playoffs 1/0) • Career GP/GS: 11/0 (Playoffs 2/0) • Detroit, Mich.

PRO: A massive run stopper who provides quality depth along the interior defensive line, defensive tackle Kevin Vickerson enters his second full season with the Titans in 2009. He spent four weeks on Tennessee's practice squad and five weeks on the 53-man roster during the 2007 regular season after spending his first two campaigns out of Michigan State with the Miami Dolphins. He appeared in seven regular season games and one postseason contest in 2008. As a rookie with the Dolphins in 2005, he spent the entire season on injured reserve with a knee injury. He was inactive for every game in 2006 and then re-signed with Miami on March 9, 2007. After being allocated to the Cologne Centurions, he started 10 games, posted 31 tackles and 3.5 sacks and was named a 2007 first-team All-NFL Europa selection. The Dolphins terminated his contract on Aug. 27, 2007. Vickerson was originally a seventh-round (216th overall) selection by Miami in the 2005 NFL Draft.

TITANS TIDBITS:

- His younger brother, Quartez, was a member of the Titans during 2007 training camp. Quartez played football at Grand Valley State and helped school to 2005 Division II National Championship. He now plays for the Green Bay Blizzard in arenafootball2.
- Vickerson partners with fellow Detroit native Jerome Bettis in the offseason to help run a three-day youth football camp.

CAREER HIGHLIGHTS:

2008 (7/0, 1/0 – Tennessee): In first full season with the Titans, appeared in seven games and totaled 26 tackles, 1.5 sacks, four quarterback pressures, one tackle for loss, one pass defended and one forced fumble. Was inactive in five contests (9/21 vs. Houston, 9/28 vs. Minnesota, 10/5 at Baltimore, 10/19 at Kansas City and 10/27 vs. Indianapolis). Placed on reserve/suspended list on Dec. 5 and missed final four regular season games.

- Against Jacksonville (9/7), teamed with Jason

Jones to sack David Garrard for seven-yard loss late in third quarter.

- At Jacksonville (11/16), posted three tackles, a pass defended and a quarterback pressure in Titans' 24-14 come-from-behind victory. Halted Jaguars' drive by batting down third-and-three pass intended for Jerry Porter in fourth quarter.
- Against N.Y. Jets (11/23), set new career high with seven tackles and added a fumble recovery and quarterback pressure. Pounced on Leon Washington fumble that was forced by Jevon Kearse late in first quarter.
- At Detroit (11/27), recorded first career solo sack by taking down Daunte Culpepper for four-yard loss in second quarter.

2007 (4/0, 1/0 – Tennessee): Signed by Titans to practice squad on Oct. 31 and elevated to 53-man roster on Nov. 27. Played in four regular season contests and was inactive in one contest (12/30 at Indianapolis). Totaled three tackles and one quarterback pressure.

- Against Houston (12/2), made NFL debut and collected two tackles.
- Also saw regular season action against San Diego (12/9), at Kansas City (12/26), against N.Y. Jets (12/23) and in Wild Card Playoff at San Diego (1/6).

2006 (0/0 – Miami): Inactive for all 16 games.

2005 (0/0 – Miami): Placed on injured reserve with a knee injury on Sept. 3, 2007. Posted five tackles and a sack in preseason.

COLLEGE:

- Was a four-year letterman at Michigan State (2001-04) and played in 44 games with 19 starts in his career. Totaled 113 tackles, 24.5 stops for loss, 8.5 sacks, a fumble recovery and a pair of blocked kicks.
- Started 11 games as a senior and amassed career-highs with 46 tackles, 10.5 stops for loss and 4.5 sacks.
- Started two games as a freshman in 2001 and six contests the following year.
- Majored in Criminal Justice at Michigan State.

PERSONAL:

- Engaged to Maurica, splits time between Nashville and Detroit, Mich., with two sons, Dallas (2) and Christopher (3).
- Attended Martin Luther King High School in Detroit, Mich., and earned Prep All-America accolades as a senior when he helped the school to a 10-1 record and its first Public School League title in 10 years.
- Worked alongside children with disabilities while in college.
- List of favorites: (movies) "Friday," "Harlem Nights" and "The Professional"; (TV shows) "Martin" and "SportsCenter"; (actor) Will Smith; (music artists) Rick James and Jay-Z; (vacation getaway) "my house"; (sports team other than Titans) Detroit Pistons; (school subject) science; (automobile) trucks; (book) "Beowulf"; (video game) NBA 2K8; and (food) chicken.
- Born Kevin Darnell Vickerson on Jan. 8, 1983 in Detroit, Mich.

VICKERSON GAME-BY-GAME														
2007 Tennessee Titans														
Date	Opp	W/L	P/S	Tot	Solo	Sk	OBP	TFL	Int	Yds	PD	FF	FR	SpT
Nov 4	Car	W												
Nov 11	Jax	L												
Nov 19	@ Den	L												
Nov 25	@ Cin	L												
Dec 2	Hou	W	p	2	1	0	0	0	0	0	0	0	0	0
Dec 9	SD	L	p	0	0	0	0	0	0	0	0	0	0	0
Dec 16	@ KC	W	p	1	1	0	1	0	0	0	0	0	0	0
Dec 23	NYJ	W	p	0	0	0	0	0	0	0	0	0	0	0
Dec 30	@ Ind	W	IA											
Totals				10-6	4/0	3	2	0	1	0	0	0	0	0
Playoffs														
Jan 6	@ SD	L	p	0	0	0	0	0	0	0	0	0	0	0
Totals				0-1	1/0	0	0	0	0	0	0	0	0	0
* Not on the roster from Sept. 9 - Oct. 28														
2008 Tennessee Titans														
Date	Opp	W/L	P/S	Tot	Solo	Sk	OBP	TFL	Int	Yds	PD	FF	FR	SpT
Sept 7	Jax	W	p	2	0	0.5	0	0	0	0	0	0	0	0
Sept 14	@ Cin	W	p	1	0	0.0	0	0	0	0	0	0	0	0
Sept 21	Hou	W	IA											
Sept 28	Min	W	IA											
Oct 5	@ Bal	W	IA											
Oct 19	@ KC	W	p	4	2	0.0	1	0	0	0	0	0	0	0
Oct 27	Ind	W	IA											
Nov 2	GB	W	IA											
Nov 9	@ Chi	W	p	3	2	0.0	0	1	0	0	0	0	0	0
Nov 16	@ Jax	W	p	3	1	0.0	1	0	0	0	1	0	0	0
Nov 23	NYJ	L	p	7	4	0.0	1	0	0	0	0	0	0	1
Nov 27	@ Det	W	p	3	1	1.0	1	0	0	0	0	0	0	0
Dec 7	Cle	W	R/SUS											
Dec 14	@ Hou	L	R/SUS											
Dec 21	Pit	W	R/SUS											
Dec 28	@ Ind	L	R/SUS											
Totals				13-3	7/0	23	10	1.5	4	1	0	0	1	0
Playoffs														
Jan 10	Bal	L	p	4	4	0.0	NA	1	0	0	0	0	0	0
Totals				0-1	1/0	4	4	0.0	NA	1	0	0	0	0

KEVIN VICKERSON'S NFL STATISTICS

Year	Team	TACKLES						INTERCEPTIONS					FUMBLES					
		GP	GS	Tot	Solo	Asst	Sk	Yds	No	Yds	Lg	TD	PD	FF	FR	Yds	SpT	
2005	Miami	0	0	INJURED RESERVE														
2006	Miami	0	0	0	0	0	0	0.0	0.0	0	0	0	0	0	0	0	0	
2007	Tennessee	4	0	3	2	1	0.0	0.0	0	0	0	0	0	0	0	0	0	
2008	Tennessee	7	0	23	10	13	1.5	7.5	0	0	0	1	0	1	0	0	0	
NFL Totals		11	0	26	12	14	1.5	7.5	0	0	0	0	1	0	1	0	0	
PLAYOFFS		TACKLES						INTERCEPTIONS					FUMBLES					
Year	Team	GP	GS	Tot	Solo	Asst	Sk	Yds	No	Yds	Lg	TD	PD	FF	FR	Yds	SpT	
2007	Tennessee	1	0	0	0	0	0.0	0.0	0	0	0	0	0	0	0	0	0	
2008	Tennessee	1	0	4	4	0	0.0	0.0	0	0	0	0	0	0	0	0	0	
Playoff Totals		2	0	4	4	0	0.0	0.0	0	0	0	0	0	0	0	0	0	
<u>Single-Game Highs</u>		<u>Playoff Single-Game Highs</u>																
Tackles - 7 vs. N.Y. Jets (11/23/08)		Tackles - 4 vs. Baltimore (1/10/09)																
Sacks - 1 at Detroit (11/27/08)																		

Front Office

Coaching Staff

VICKERSON

Rookies

2008 Season

Records

History

Playoff History

Sidelines



Nate
WASHINGTON



WIDE RECEIVER

SUPER BOWLS

6'1" • 185 lbs. • Born: 8.28.83 • Exp. (NFL/Titans): 5/1 • UFA (Pit) - 2009 • Tiffin
2008 GP/GS: 16/1 (Playoffs 3/0) • Career GP/GS: 49/6 (Playoffs 7/0) • Toledo, Ohio



PRO: Nate Washington was signed by the Titans as an unrestricted free agent on March 2, 2009 to bolster the wide receiving corps and provide a deep threat for the aerial attack. The 6-1, 185-pounder appeared in 49 games with seven starts during his four seasons with the Pittsburgh Steelers and collected 104 career receptions for 1,705 yards with 12 touchdowns. Washington has the ability to stretch the field having led the Steelers in yards per catch in two of the last three seasons. His most successful campaign came last year when he recorded career-highs with 40 catches and 631 receiving yards, while also scoring three touchdowns. In 2007, Washington saw action in all 16 contests with four starts and grabbed 29 receptions for 450 yards with a career-best five touchdown catches. Originally signed by the Steelers as an undrafted free agent from Tiffin University in 2005, he enjoyed a breakout season in 2006 when he led the AFC with a 17.8-yard per reception average and caught 35 passes for 624 yards with four touchdowns.

TITANS TIDBITS:

- Washington has plenty of big-game experience in his young playing career. He won a pair of Super Bowls during his four-year stint with the Steelers.
- By signing with the Steelers as an undrafted free agent in 2005, Washington became the first Tiffin University player in the modern era to play in the NFL.
- Washington wasted no time meeting and greeting the Titans faithful as he took part in Titans Caravan XII in April, visiting fans in Waynesboro, Hohenwald, Lawrenceburg, Pulaski and Franklin. Washington's Caravan schedule also took him to Alabama with a huge group stop with Kerry Collins in Florence.
- Following his first Super Bowl victory in 2005, Washington received the key to city from his hometown, Toledo, Ohio and his college town of Tiffin, Ohio.
- Washington was a lifeguard at a community pool for three summers when he was in high school.

CAREER HIGHLIGHTS:

- 2008 (16/1, 3/0 -- Pittsburgh):** Appeared in all 16 games with one start and collected career-highs with 40 receptions and 631 receiving yards, while also scoring three touchdowns. Saw action as a reserve in all three postseason contests and notched seven catches for 62 yards.
- At Philadelphia (9/21), led the team with five receptions for 51 yards (10.2 avg.).
 - At Jacksonville (10/5), established a career-high with six catches for 94 yards (15.7 avg.). Scored his first touchdown of the season on a 48-yard touchdown reception from Ben Roethlisberger in the second quarter.
 - At Cincinnati (10/19), caught two passes for 57 yards (28.5 avg.) with a then-career-long 50-yard touchdown reception in the fourth quarter. Rushed one time for six yards, picking up a key first down on the Steelers opening scoring drive.
 - Against N.Y. Giants (10/26), made his sixth career start at wide receiver and his only reception was a career-long 65-yard touchdown grab in the third quarter. Marked the third consecutive game he caught a touchdown, the longest such streak of his career.
 - At Washington (11/3), caught two passes for 59 yards (29.5 avg.) with a long of 50 yards.
 - Against Dallas (12/7), collected a team-high four catches for 58 yards (14.5 avg.). Caught three passes for 41 yards (13.7 avg.) on the game-tying touchdown drive in the fourth quarter.
 - At Baltimore (12/14), caught five passes for 76 yards (15.2 avg.). Made three catches for 49 yards (16.3 avg.) on the game-winning touchdown drive in the fourth quarter.
 - Against San Diego (1/11), grabbed three passes for 30 yards (10.0 avg.) with a long of 18 yards.
 - Against Arizona (2/1), played in his seventh consecutive postseason game in the Super Bowl XLIII and caught one pass for 11 yards.
- 2007 (16/4, 1/0 -- Pittsburgh):** Played in all 16 games, starting four of them, and notched 29 receptions for 450 yards (15.5 avg.) and a career-high five touchdowns. Tied a then career-high with four receptions for 56 yards (14.0 avg.) in

Week 10 against Cleveland. Set a career-high with two touchdown receptions in Week 9 win over Baltimore, then matched that in Week 16 win over St. Louis. Had one reception for eight yards in the playoff loss to Jacksonville.

- Against Baltimore (11/5), finished with three catches for 51 yards (17.0 avg.) with two touchdowns. Grabbed a 30-yard touchdown reception early in the second quarter to put Pittsburgh ahead 21-0. Caught a seven-yard touchdown late in the second quarter for his first multi-touchdown game of his career.
- At St. Louis (12/20), notched two catches for 50 yards (25.0 avg.), including a long of 33 yards. Both of his receptions went for touchdowns and it marked his second multi-touchdown game of the season and of his career.
- At Baltimore (12/30), made his sixth career start at wide receiver and led the team with five catches for 68 yards (13.6 avg.), including a 24-yard long.

2006 (16/2 -- Pittsburgh): Played in all 16 games, making his first two career starts and finished with 35 catches for 624 yards (17.8 avg.) with four touchdowns. Also rushed three times for eight yards.

- Against Miami (9/7), registered his first career regular-season catch and touchdown when he pulled down a 27-yard pass from Charlie Batch to give the Steelers an early 7-0 lead. Finished the contest with two catches for 32 yards (16.0 avg.) and one rush for eight yards.
- A gainst Kansas City (10/15), caught three passes for 68 yards (22.7 avg.), including a 47-yard touchdown reception.
- At Atlanta (10/22), caught three passes for 76 yards and a game-high 25.3 average. Grabbed a 10-yard touchdown in the second quarter to give the Steelers a 24-21 lead. Collected a long catch of 49 yards.
- Against Tampa Bay (12/3), started his first career game in place of the injured Hines Ward and caught three passes for a then career-high 78 yards (26.0 avg.) and a game-long of 36.

2005 (1/0, 3/0 -- Pittsburgh): Made the team as an undrafted free agent out of training camp. Was inactive for the season opener against Tennessee (9/11) and was then released by team on Sept. 13 and signed to Steelers' practice squad on Sept. 14. Signed to the active roster prior to the game against New England (9/25) and spent the remainder of the season on the 53-man roster. Appeared in one regular season contest against Jacksonville (10/16), was inactive for 13 games and did not play against New England (9/25). Made his first NFL catch, a 13-yard grab, for a crucial third-down conversion against Denver in the AFC Championship Game.

- Against Jacksonville (10/16), played in the first game of his career but did not catch a pass.
- At Indianapolis (1/15), played in first

postseason game on special teams in the AFC Divisional playoff.

- At Denver (1/22), saw action at wide receiver and caught the first pass of his career for 13 yards and a crucial third-down conversion in the AFC Championship Game.
- Against Seattle (2/5), played on special teams and as a reserve wide receiver but did not catch a pass in Super Bowl XL.

COLLEGE:

- Holds eight individual Tiffin receiving records, including records for receptions in a game (13), yards in a game (299), receptions in a season (70), yards in a season (1,428), touchdowns in a season (16), receptions in a career (212), yards in a career (4,214), and touchdown receptions (47).
- As a senior, finished the season with 1,428 yards receiving on 69 receptions over 11 games. Averaged 129.8 yards receiving and 6.3 receptions per game.
- In 2004, was named a Don Hansen's Football Gazette Honorable Mention All-American, D2Football.com Second Team All-American, Dopke.com Second Team All-American, Independent Football Alliance Offensive Player of the Year and Independent Football Alliance First Team player.
- In his final collegiate season, recorded 299 yards receiving with three touchdowns in 50-39 loss to Gannon, 124 yards receiving with three touchdowns in 49-3 win over Butler, 115 yards receiving with three touchdowns in 59-21 win over Alma College, 197 yards receiving with two touchdowns in close loss to Nebraska Omaha and 176 yards receiving with three touchdowns in 56-14 win over Ohio Dominican.
- In 2003, was selected Dopke.com Division II Second Team All-American and Independent Football Alliance First Team player.
- As a sophomore, was named D2Football.com Honorable Mention All-Northeast Division player and Independent Football Alliance First Team honoree.
- Majored in Information Systems at Tiffin University.

PERSONAL:

- Attended Scott High School in Toledo, Ohio and was first team All-City, first team All-District, and Honorable Mention All-State as a senior.
- List of favorites: (movie) "Harlem Nights"; (TV show) "Martin"; (actor/actress) Denzel Washington, Sanaa Lathan; (music artist) Jay-Z; (food) chicken; (vacation spot) Puerto Rico; (school subject) science; (car) Ferrari; (video game) Gears of War 2; (sports hero) Michael Jordan; and (book) "Autobiography of Malcolm X."
- Born Nate Washington on Aug. 28, 1983 in Toledo, Ohio.

VETERANS

Front Office

Coaching Staff

WASHINGTON

Rookies

2008 Season

Records

History

Playoff History

Sidelines

WASHINGTON GAME-BY-GAME

2005 Pittsburgh Steelers										2006 Pittsburgh Steelers										2007 Pittsburgh Steelers										2008 Pittsburgh Steelers									
Date	Opp	W/L	P/S	No	Yds	Avg	Lg	TD		Date	Opp	W/L	P/S	No	Yds	Avg	Lg	TD		Date	Opp	W/L	P/S	No	Yds	Avg	Lg	TD		Date	Opp	W/L	P/S	No	Yds	Avg	Lg	TD	
Sept 11	Ten	W	IA							Sept 7	Mia	W	p	2	32	16.0	27	1		Sept 7	Mia	W	p	2	32	16.0	27	1		Sept 7	Hou	W	p	0	0	0.0	0	0	
Sept 18	Hou	W								Sept 14	Cle	W	p	0	0	0.0	0	0		Sept 14	Cle	W	p	0	0	0.0	0	0		Sept 14	Cle	W	p	0	0	0.0	0	0	
Sept 25	NE	L	DNP							Sept 21	Phi	L	p	5	51	10.2	16	0		Sept 21	Phi	L	p	5	51	10.2	16	0		Sept 21	Phi	L	p	5	51	10.2	16	0	
Oct 10	SD	W	IA							Sept 29	Bal	W	p	2	23	11.5	12	0		Sept 29	Bal	W	p	2	23	11.5	12	0		Sept 29	Bal	W	p	2	23	11.5	12	0	
Oct 16	Jax	L	p	0	0	0.0	0	0		Oct 5	Jax	W	p	6	94	15.7	48	1		Oct 5	Jax	W	p	6	94	15.7	48	1		Oct 5	Jax	W	p	6	94	15.7	48	1	
Totals		11-5	1/0	0	0	0.0	0	0		Oct 19	Cin	W	p	2	57	28.5	50	1		Oct 19	Cin	W	p	2	57	28.5	50	1		Oct 19	Cin	W	p	2	57	28.5	50	1	
Playoffs										Oct 26	NYG	L	S	1	65	65.0	65	1		Oct 26	NYG	L	S	1	65	65.0	65	1		Oct 26	NYG	L	S	1	65	65.0	65	1	
Jan 8	Cin	W	IA							Nov 3	Wash	W	p	2	59	29.5	50	0		Nov 3	Wash	W	p	2	59	29.5	50	0		Nov 3	Wash	W	p	2	59	29.5	50	0	
Jan 15	Ind	W	p	0	0	0.0	0	0		Nov 9	Ind	L	p	3	30	10.0	16	0		Nov 9	Ind	L	p	3	30	10.0	16	0		Nov 9	Ind	L	p	3	30	10.0	16	0	
Jan 23	Den	W	p	1	13	13.0	13	0		Nov 16	SD	W	p	2	14	7.0	7	0		Nov 16	SD	W	p	2	14	7.0	7	0		Nov 16	SD	W	p	2	14	7.0	7	0	
Feb 5	Sea	W	p	0	0	0.0	0	0		Nov 20	Cin	W	p	1	12	12.0	12	0		Nov 20	Cin	W	p	1	12	12.0	12	0		Nov 20	Cin	W	p	1	12	12.0	12	0	
Totals		4-0	3/0	1	13	13.0	13	0		Nov 30	NE	W	p	3	41	13.7	16	0		Nov 30	NE	W	p	3	41	13.7	16	0		Nov 30	NE	W	p	3	41	13.7	16	0	
* Was inactive for final 11 games from Oct. 23 - Jan. 1										Dec 7	Dal	W	p	4	58	14.5	21	0		Dec 7	Dal	W	p	4	58	14.5	21	0		Dec 7	Dal	W	p	4	58	14.5	21	0	
										Dec 14	Bal	W	p	5	76	15.2	24	0		Dec 14	Bal	W	p	5	76	15.2	24	0		Dec 14	Bal	W	p	5	76	15.2	24	0	
										Dec 21	Ten	L	p	3	38	12.7	20	0		Dec 21	Ten	L	p	3	38	12.7	20	0		Dec 21	Ten	L	p	3	38	12.7	20	0	
										Dec 28	Cle	W	p	1	13	13.0	13	0		Dec 28	Cle	W	p	1	13	13.0	13	0		Dec 28	Cle	W	p	1	13	13.0	13	0	
										Totals		12-4	16/1	40	631	15.8	65	3		Totals		12-4	16/1	40	631	15.8	65	3		Totals		12-4	16/1	40	631	15.8	65	3	
										Playoffs										Playoffs										Playoffs									
										Jan 11	SD	W	p	3	30	10.0	18	0		Jan 11	SD	W	p	3	30	10.0	18	0		Jan 11	SD	W	p	3	30	10.0	18	0	
										Jan 18	Bal	W	p	3	21	7.0	8	0		Jan 18	Bal	W	p	3	21	7.0	8	0		Jan 18	Bal	W	p	3	21	7.0	8	0	
										Feb 1	Ari	W	p	1	11	11.0	11	0		Feb 1	Ari	W	p	1	11	11.0	11	0		Feb 1	Ari	W	p	1	11	11.0	11	0	
										Totals		3-0	3/0	7	62	8.9	18	0		Totals		3-0	3/0	7	62	8.9	18	0		Totals		3-0	3/0	7	62	8.9	18	0	

NATE WASHINGTON'S NFL STATISTICS

RECEIVING														RUSHING					
Year	Team	GP	GS	No	Yds	Avg	Lg	TD		Att	Yds	Avg	Lg	TD					
2005	Pittsburgh	0	0	0	0	0.0	0	0		0	0	0.0	0	0					
2006	Pittsburgh	16	2	35	624	17.8	49t	4		3	8	2.7	8	0					
2007	Pittsburgh	16	4	29	450	15.5	40	5		1	0	0.0	0	0					
2008	Pittsburgh	16	1	40	631	15.8	65t	3		5	18	3.6	8	0					
NFL Totals		48	7	104	1,705	16.4	65t	12		9	26	2.9	8	0					
PLAYOFFS														RUSHING					
Year	Team	GP	GS	No	Yds	Avg	Lg	TD		Att	Yds	Avg	Lg	TD					
2005	Pittsburgh	3	0	1	13	13.0	13	0		0	0	0.0	0	0					
2007	Pittsburgh	1	0	1	8	8.0	8	0		0	0	0.0	0	0					
2008	Pittsburgh	3	0	7	62	8.9	18	0		1	1	1.0	1	0					
Playoff Totals		7	0	9	83	9.2	18	0		1	1	1.0	1	0					
Single-Game Highs														Playoff Single-Game Highs					
Receptions - 6 at Jacksonville (10/5/08)														Receptions - 3 (twice, last vs. Baltimore 1/18/09)					
Receiving Yards - 94 at Jacksonville (10/5/08)														Receiving Yards - 30 vs. San Diego (1/11/09)					
Long Reception - 65t vs. N.Y. Giants (10/26/08)														Long Reception - 18 vs. San Diego (1/11/09)					
Touchdown Receptions - 2 (twice, last at St. Louis 12/20/07)														Rushing Attempts - 1 vs. Baltimore (1/18/09)					
Rushing Attempts - 1 (nine times, last at Baltimore 12/14/08)														Rushing Yards - 1 vs. Baltimore (1/18/09)					
Rushing Yards - 8 (twice, last vs. Baltimore 9/29/08)														Additional Statistics					
														Tackles - 3 (2007)					
														Forced Fumbles - 1 (2007)					



**LenDale
WHITE**



RUNNING BACK

6'1" • 235 lbs. • Born: 12.20.84 • Exp. (NFL/Titans): 4/4 • D2 - 2006 • Southern California
2008 GP/GS: 16/2 (Playoffs 1/0) • Career GP/GS: 45/18 (Playoffs 2/0) • Park Hill, Colo.

PRO: LenDale White is a punishing back with great feet that has the ability to break tackles and fall forward for extra yardage. Over his three-year NFL career, he has shown a propensity to find the end zone. In 2008, the Colorado native finished tied for first in the AFC and third in the NFL with 15 touchdowns, a mark that ranks second in team annals for rushing touchdowns in a season. White registered his only 1,000-yard rushing season in 2007 after battling through various minor injuries to start all 16 games and finish eighth in the AFC with a team-best 1,110 rushing yards on 303 carries. The Southern Cal product led the team with seven rushing touchdowns and topped the 100-yard rushing plateau in five games. As a rookie in 2006, White served as a reserve behind veteran Travis Henry and gained 244 rushing yards on 61 carries (4.0 avg.), while posting 14 receptions for 60 yards (4.3 avg.) out of the backfield. In pre-draft workouts, he bench pressed 380 pounds and displayed a 33.5 vertical jump. He was selected by the Titans in the second round (45th overall) of the 2006 NFL Draft after the Titans traded their initial second-round selection (39th) to Philadelphia for their second (45th) and fourth-round picks (116th).

TITANS TIDBITS:

- During the 2008 offseason, White made a cameo appearance in Snoop Dogg's "Life of Da' Party" music video.
- At USC, LenDale teamed up with Reggie Bush for a lethal duo out of the backfield. White was nicknamed Thunder for his booming and aggressive running style; Bush was named Lightning because of his quickness and explosiveness carrying the ball. The duo combined for 6,328 rushing yards and 77 rushing touchdowns in three years at USC.
- Raised in poverty all of his childhood, one of the biggest reasons that he decided to declare himself eligible for the NFL Draft after his junior year was to support his family.
- White took part in Titans Caravan 2008 in April, visiting fans in Woodbury, McMinnville, Tullahoma, Shelbyville and Smyrna.

- Before White ever had a clue that he would be attending USC to play football in the city blanketed with Hollywood stars, LenDale was given the nickname "Showcase" by children in his neighborhood because of his boastful attitude on the playground.
- White's most memorable college football moment besides winning two national championships was breaking USC's career record for touchdowns (57) against Texas in the National Championship game.
- White is the cousin of NBA All-Star guard Chauncey Billups.

CAREER HIGHLIGHTS:

- 2008 (16/2, 1/0):** Played in all 16 games with two starts and carried the ball 200 times for 773 yards. Finished tied for first in the AFC and third in the NFL with 15 touchdowns and scored at least one rushing touchdown in 10 of the 16 games. Has rushed for 100 or more yards in seven career games, including twice in 2008 (at KC, at DET). Posted a career-best 149 rushing yards at Kansas City (10/19/08). Collected a career-high three rushing touchdowns at Kansas City (10/19/08).
- Against Houston (9/21), started at running back and carried the ball 16 times for 49 yards with a then career-best two rushing touchdowns in the Titans' 31-12 victory. Converted a fourth-and-one by rumbling for a two-yard touchdown run with 6:33 remaining in the opening quarter. Gave the Titans a 21-12 advantage with a one-yard touchdown plunge with 4:36 remaining in the second quarter.
 - At Kansas City (10/19), carried the ball 17

MOST RUSHING TDs IN A SEASON

Most rushing touchdowns in a season, franchise history:

Player	Season	Rushing TDs
1. Earl Campbell	1979	19
2. LenDale White	2008	15
3. Eddie George	2000	14
4. Earl Campbell	1978	13
Earl Campbell	1980	13

Front Office

Coaching Staff

WHITE

Rookies

2008 Season

Records

History

Playoff History

Sidelines

LONGEST RUNS IN TEAM HISTORY

LenDale White rumbled 80 yards for a touchdown on Oct. 19 at Kansas City. The touchdown -- his third of the game -- qualified for the third-longest touchdown run in franchise history.

Longest rushing attempts in franchise history:

Player	Date	Opp	Rush
1. Sid Blanks	12/13/64	N.Y. Jets	91t
2. Earl Campbell	11/20/78	Miami	81t
3. LenDale White	10/19/08	at Kansas City	80t
Larry Moriarty	9/11/83	at L.A. Raiders	80
5. Rob Carpenter	11/27/77	Kansas City	77

times for a career-high 149 yards with a career-best three touchdowns in the Titans' commanding 34-10 road victory over the Chiefs. Gave the Titans a 10-0 lead with a six-yard touchdown run with 2:16 remaining in the first quarter. Recorded his second touchdown of the afternoon with a two-yard rumble in the second quarter. Broke the game open in the fourth quarter with a career-best 80-yard touchdown scamper, which is tied for the third-longest run in Titans/Oilers history. Chris Johnson also topped 100 rushing yards, making them the first franchise tandem to both register 100 yards on the ground in a game since Rob Carpenter and Ronnie Coleman accomplished the feat against the Chiefs on Nov. 27, 1977.

- Against Indianapolis (10/27), carried the ball 10 times for 13 yards and two touchdowns in the Titans' 31-21 victory over the Colts on Monday Night Football. Scored his first touchdown of the evening with a 1-yard jaunt on third-and-one with 3:21 remaining in the third quarter. Gave the Titans a 24-14 lead with a 1-yard touchdown plunge with 4:37 left to play in the fourth quarter.
- Against Green Bay (11/2), carried the ball eight times for 77 yards in the Titans' 19-16 overtime victory over the Packers. Helped set up the Titans only touchdown of the afternoon with a 54-yard rumble off left guard in the second quarter. Converted a crucial third-and-four play during the Titans' game-winning drive in overtime with a seven-yard rush off left guard.
- At Detroit (11/27), rushed for 106 yards on 23 carries with two touchdowns in the Titans' commanding 47-10 victory over the Lions on Thanksgiving. Gave the Titans a commanding 28-3 lead with a six-yard touchdown run with 14:20 remaining in the second quarter. Extended the Titans lead to 35-3 with a two-yard

touchdown plunge late in the second quarter. Johnson also topped 100 rushing yards in the game.

- Against Cleveland (12/7), carried the ball 24 times for 99 yards with a touchdown in the Titans' division-clinching 28-9 victory. Gave the Titans a 14-6 halftime lead with a three-yard touchdown run on third-and-goal with 1:11 remaining in the

second quarter.

- In Divisional playoffs against Baltimore (1/10), carried the ball 15 times for 45 yards and caught four passes for 35 yards. Hauled in a 19-yard reception in the left flat during the third quarter.

2007 (16/16, 1/0): Played in and started all 16 games. Led the team and finished eighth in the AFC with 1,110 rushing yards on 303 carries. Led the team with seven touchdowns. Recorded a career-high 133 rushing yards against Oakland (10/28). Collected his first 100-yard rushing day with a 104-yard performance against Houston (10/21). Carried the ball a career-best 31 times against Carolina (11/4). Led the team in rushing yards 12 times in 2007 (vs. IND, at NO, vs. ATL, at TB, at HST, vs. OAK, vs. CAR, vs. HST, vs. SD, at KC, vs. NYJ, at IND). Tied for the team lead in receptions once in 2007 (at JAX). Scored his first career NFL touchdown on a three-yard jaunt against Indianapolis (9/16). Hauled in a career-best four receptions against Houston (10/21). Has rushed for 100 or more yards in five career games, all in 2007 (at HST, vs. OAK, vs. CAR, vs. SD, vs. NYJ).

- Against Indianapolis (9/16), carried the ball 15 times for 64 yards with a touchdown. Scored his first career touchdown on a three-yard carry.
- At Houston (10/21), collected his first career 100-yard rushing game. Carried the ball 27 times for 104 yards (3.9 avg.) and a touchdown in the Titans' thrilling 38-36 victory over the Texans. Caught a career-best four receptions

NFL SCORING LEADERS (NON-KICKERS)

2008 NFL leading scorers among non-kickers:

Player, Team	TD	Rush	Rec	Ret	2-pt	Pts
1. D. Williams, Car. (RB)	20	18	2	0	1	122
2. Turner, Atl. (RB)	17	17	0	0	0	102
3. Jacobs, NY-G (RB)	15	15	0	0	0	90
Jones, NY-J (RB)	15	13	2	0	0	90
White, Ten. (RB)	15	15	0	0	0	90
6. Jones-Drew, Jax. (RB)	14	12	2	0	0	84
Westbrook, Phi. (RB)	14	9	5	0	0	84

for 22 yards in the win. Ripped off a career-best 28-yard scamper off right guard in the fourth quarter.

- Against Oakland (10/28), led the team with 133 rushing yards on 25 carries in the Titans' 13-9 win.
- Against San Diego (12/9), carried the ball 30 times for 113 yards and a touchdown. Scampered for 25 yards on a rush off left tackle in the first quarter. Gave the Titans a 17-3 advantage with a seven-yard touchdown run up the middle in the fourth quarter.
- In AFC Wild Card Game at San Diego (1/6), led the team and all running backs on Wild Card weekend with 69 rushing yards on 19 carries.

2006 (13/0): Played in 13 games recording 61 carries for 244 yards (4.0 avg.) and helped team post franchise record 4.7-average per carry for season and was also part of rushing attack that ranked third in AFC and fifth in NFL. White also hauled in 14 receptions for 60 yards (4.3 avg.). Was inactive three games (9/10 against N.Y. Jets, 10/15 at Washington and 12/10 at Houston).

- At Indianapolis (10/8) posted season-high with 48 yards with eight carries. Also added three receptions for seven yards.

COLLEGE:

- Registered back-to-back National Championships in 2003 and 2004. White's 52 career rushing touchdowns broke Trojans all-time rushing touchdown record (49 by Charles White) and ranked second in Pac-10 Conference history. Also set USC's and Pac-10 career total touchdown record with 57 touchdowns and his 342 career points was USC record. White played in 39 games with 11 starts and finished his career ranked eighth in school history with 3,159 yards rushing (5.8 avg.) on 541 attempts and 52 rushing touchdowns. Also hauled in 31 receptions for 331 yards (10.7 avg.) and five touchdowns.
- As junior, named All-American second-team by The NFL Draft Report, All-Pac 10 second team, AP All-American third team, Rivals.com All-American second team and semifinalist for Doak Walker Award given to the nation's top running back as Trojans advanced to BCS National Championship game. Played in all 13 games and totaled 1,302 yards (6.6 avg.) on 197 carries and 24 touchdowns and pulled in 14 receptions for 219 yards and two touchdowns. White's 24 rushing touchdowns led the nation, set USC season record and tied Pac-10 record with Washington's Corey Dillon in 1996. White's 26 overall touchdowns in 2005 were most in nation, set a USC season record and tied Pac-10 record set by UCLA's Skip Hick's in 1997. His 156 points scored in

2005 set USC record and tied Pac-10 record set by UCLA's Skip Hicks in 1997. White recorded six 100-yard rushing games in 2005.

- As sophomore, named College Football News Sophomore All-American team and first-team All-Pac 10 Conference by ESPN after playing in 13 games with 11 starts. Totaled 1,103 yards (5.4 avg.) on 203 carries and 15 touchdowns. Also caught 11 passes for 97 yards and two touchdowns.
- As freshman, named Pac-10 Offensive Freshman of the Year by The Sporting News and College Football News, College Football News Freshman All-American second-team and ESPN.COM All-Pac-10 Co-Newcomer of the Year. White appeared in all 13 games and rushed for team-high 754 yards (5.3 avg.) on 141 carries and 13 touchdowns. He also added six receptions for 15 yards and one touchdown. White was first true freshman to lead USC in rushing in season, his 13 rushing touchdowns were USC freshman record and his 14 total touchdowns tied USC freshman touchdown mark with Mike Williams in 2002.
- Majored in sociology.

PERSONAL:

- Single, splits time between Nashville and Park Hill, Colo.
- As senior at Chatfield (Littleton, Colo.) High School gained 1,683 yards with 21 touchdowns and finished career as Colorado's career rushing leader, with 7,803 yards. Named Super Prep All-American, Prep Star All-American, Tom Lemming All-American, Super Prep All-Midlands, Prep Star All-Midlands, Tom Lemming All-Midland, Gatorade Colorado Player of the Year, Rocky Mountain News All-Colorado first team and Rocky Mountain News Class 5A All-State first team.
- White played 1999 and 2000 seasons at Denver (Colo.) South High, where he was named Rocky Mountain News All-Colorado first team in 2000 and Rocky Mountain News Class 5A All-State first team both years.
- Cousin of former Notre Dame (1998) and Pittsburgh (2000-01) tailback/wide receiver Darcey Levy and former Wyoming linebacker Herman White (1998-2002).
- List of favorites: (movies) "Running Scared" and "Scarface"; (music artist) Snoop Dogg; (actors) Paul Walker and Al Pacino; (sports heroes) Deion Sanders and Chauncey Billups; (food) Mexican; (car) Range Rover; and (vacation getaway) China.
- Born Anthony LenDale White on Dec. 20, 1984 in Denver, Colo.

VETERANS

Front Office

Coaching Staff

WHITE

Rookies

2008 Season

Records

History

Playoff History

Sidelines

WHITE GAME-BY-GAME

2006 Tennessee Titans				RUSHING			RECEIVING							
Date	Opp	W/L	P/S	Att	Yds	Avg	Lg	TD	No	Yds	Avg	Lg	TD	
Sept 10	@ NYJ	L	IA											
Sept 17	@ SD	L	p	8	22	2.8	6	0	1	3	3.0	3	0	
Sept 24	@ Mia	L	p	1	2	2.0	0	0	1	2	2.0	2	0	
Oct 1	Dal	L	p	9	39	4.3	8	0	0	0	0.0	0	0	
Oct 8	@ Ind	L	p	8	48	6.0	19	0	3	7	2.3	7	0	
Oct 15	@ Was	W	IA											
Oct 29	Hou	W	p	7	35	5.0	19	0	0	0	0.0	0	0	
Nov 5	@ Jax	L	p	7	25	3.6	7	0	2	1	0.5	4	0	
Nov 12	Bal	L	p	0	0	0.0	0	0	1	8	8.0	8	0	
Nov 19	@ Phi	W	p	8	17	2.1	5	0	1	11	11.0	11	0	
Nov 26	NVG	W	p	1	1	1.0	1	0	0	0	0.0	0	0	
Dec 3	Ind	W	p	4	35	8.8	26	0	1	2	2.0	2	0	
Dec 10	@ Hou	W	IA											
Dec 17	Jax	W	p	0	0	0.0	0	0	1	9	9.0	9	0	
Dec 24	@ Buf	W	p	6	16	2.7	5	0	3	17	5.7	13	0	
Dec 31	NE	L	p	2	4	2.0	2	0	0	0	0.0	0	0	
Totals				8-8	130	61	244	4.0	26	0	14	60	4.3	13

Nov 25	@ Cin	L	S	8	27	3.4	11	0	2	1	-0.5	0	0	
Dec 2	Hou	W	S	12	60	5.0	13	1	1	7	7.0	7	0	
Dec 9	SD	L	S	30	113	3.8	25	1	2	24	12.0	15	0	
Dec 16	@ KC	W	S	23	95	4.1	10	0	1	0	0.0	0	0	
Dec 23	NYJ	W	S	23	103	4.5	14	0	0	0	0.0	0	0	
Dec 30	@ Ind	W	S	16	45	2.8	15	0	0	0	0.0	0	0	
Totals				10-6	1616	303	1110	3.7	28	7	20	114	5.7	15
Playoffs														
Jan 6	@ SD	L	p	19	69	3.6	13	0	1	-3	-3.0	-3	0	
Totals				0-1	10	19	69	3.6	13	0	1	-3	-3.0	-3

2008 Tennessee Titans				RUSHING			RECEIVING							
Date	Opp	W/L	P/S	Att	Yds	Avg	Lg	TD	No	Yds	Avg	Lg	TD	
Sept 7	Jax	W	p	15	40	2.7	10	1	0	0	0.0	0	0	
Sept 14	@ Cin	W	p	18	59	3.3	17	1	0	0	0.0	0	0	
Sept 21	Hou	W	S	16	49	3.1	15	2	0	0	0.0	0	0	
Sept 28	Min	W	p	11	13	1.2	3	1	0	0	0.0	0	0	
Oct 5	@ Bal	W	p	3	4	1.3	5	0	1	0	0.0	0	0	
Oct 19	@ KC	W	p	17	149	8.8	80t	3	1	7	7.0	7	0	
Oct 27	Ind	W	p	10	13	1.3	5	2	1	1	1.0	1	0	
Nov 2	GB	W	p	8	77	9.6	54	0	0	0	0.0	0	0	
Nov 9	@ Chi	W	p	10	14	1.4	6	1	1	6	6.0	6	0	
Nov 16	Jax	W	p	14	52	3.7	6	0	0	0	0.0	0	0	
Nov 23	NYJ	L	p	1	-1	-1.0	-1	0	0	0	0.0	0	0	
Nov 27	@ Det	W	p	23	106	4.6	25	2	0	0	0.0	0	0	
Dec 7	Cle	W	p	24	99	4.1	13	1	1	2	2.0	2	0	
Dec 14	@ Hou	L	p	8	26	3.3	12	0	0	0	0.0	0	0	
Dec 21	Pit	W	p	15	48	3.2	10	1	0	0	0.0	0	0	
Dec 28	@ Ind	L	S	7	25	3.6	7	0	0	0	0.0	0	0	
Totals				13-3	1612	200	773	3.9	80t	15	5	16	3.2	7
Playoffs														

LENDAE WHITE'S NFL STATISTICS

Year	Team	GP	GS	RUSHING				RECEIVING					
				Att	Yds	Avg	Lg	TD	No	Yds	Avg	Lg	TD
2006	Tennessee	13	0	61	244	4.0	26	0	14	60	4.3	13	0
2007	Tennessee	16	16	303	1110	3.7	28	7	20	114	5.7	15	0
2008	Tennessee	16	2	200	773	3.9	80t	15	5	16	3.2	7	0
NFL Totals		45	18	564	2127	3.8	80t	22	39	190	4.9	15	0

Year	Team	GP	GS	RUSHING				RECEIVING					
				Att	Yds	Avg	Lg	TD	No	Yds	Avg	Lg	TD
2007	Tennessee	1	0	19	69	3.6	13	0	1	-3	-3.0	-3	0
2008	Tennessee	1	0	15	45	3.0	12	0	4	35	8.8	19	0
Playoff Totals		2	0	34	114	3.4	13	0	5	32	6.4	19	0

Single-Game Highs

Rushing Yards - 149 at Kansas City (10/19/08)
 Rushing Attempts - 31 vs. Carolina (11/4/07)
 Long Rush - 80t at Kansas City (10/19/08)
 Touchdowns - 3 at Kansas City (10/19/08)
 Receptions - 4 at Houston (10/21/07)
 Receiving Yards - 24 vs. San Diego (12/9/07)
 Long - 15 vs. San Diego (12/9/07)

Playoff Single-Game Highs

Rushing Attempts - 19 at San Diego (1/6/07)
 Rushing Yards - 69 at San Diego (1/6/07)
 Long Rush - 13 at San Diego (1/6/07)

Additional Career Stats

Kickoff Returns - 1 for 14 yards (2006)

41



Cary
WILLIAMS

**CORNERBACK**

6'1" • 185 lbs. • Born: 12.23.84 • Exp. (NFL/Titans): 1/1 • D7-2008 • Washburn
2008 GP/GS: 1/0 (Playoffs 0/0) • Career GP/GS: 1/0 (Playoffs 0/0) • Hollywood, Fla.

PRO: Cary Williams possesses speed, raw athleticism and considerable upside, qualities that made him an intriguing seventh-round draft choice for Tennessee in 2008. The tall and rangy cornerback will compete in training camp for a backup position in an experienced Titans' secondary. As a rookie, Williams spent the entire season on the practice squad before being signed to the active roster on Dec. 9, 2008. The Washburn product appeared in his first career NFL contest against Houston, but was injured during the game and was placed on injured reserve on Dec. 19, 2008. A relatively unknown prospect coming out of Washburn, Williams forced NFL scouts to take notice in a pro-day workout, running a 4.43-second 40-yard dash. The Titans selected him in the seventh round (229th overall) of the 2008 NFL Draft.

TITANS TIDBITS:

- Williams visited Hawaii for the first time in February 2009 as a Pro Bowl guest of Cortland Finnegan and Chris Hope. He said the trip was extremely beneficial and helped him get to know his secondary mates on a more personal level.
- A seventh-round draft selection and small-college success story, Williams overcame harsh circumstances in his youth before achieving fame on the football field. He moved in with his cousin, Calvin Golson, when he was only 13 years old after his parents were no longer able to care for him. Williams spent time in three high schools in the Miami, Fla., area before attending Fordham University and later Washburn University.
- To support himself financially in college, Williams spent time working at Target, FedEx and a Frito-Lay plant.
- When Williams participated in the Washburn's pro timing day early in the 2008 offseason, only one NFL scout was in attendance. But the University of Kansas then allowed him to take part in its pro day, providing an audience of representatives from most teams in the NFL. Williams impressed with a 4.43-second 40-yard dash and drew favorable athletic

comparisons to Jayhawks cornerback Aqib Talib, an eventual first-round selection in the 2008 NFL Draft.

CAREER HIGHLIGHTS:

2008 (1/0, 0/0): After being released during the final training camp cuts, spent the majority of the regular season on the practice squad before being signed to active roster on Dec. 9, 2008. Played in his first career NFL contest at Houston (12/14), but was injured during the game and placed on injured reserve on Dec. 19, 2008.

- At Houston (12/14), saw action in his first career NFL game on special teams coverage units.

COLLEGE:

- Spent three years (2005-07), including one redshirt season, with the Washburn Ichabods after playing his first two college seasons at Fordham University. In his time at Washburn, he started all 23 games and totaled 94 tackles, 11 interceptions, 12 passes defended and one fumble recovery. Additionally, he returned 27 kickoffs for 689 yards (25.5 avg.) and two touchdowns and had one reception for a 68-yard touchdown.
- Was one of the elite defensive backs in the small college ranks, emerging from his senior season at Washburn University with consensus NCAA Division II All-American honors. Led team and ranked sixth in Division II football with seven interceptions (second in team history) for 164 yards and one touchdown. Was named All-MIAA kickoff returner with 17 returns for 487 yards (28.6 avg.) and two touchdowns. Added career-high 56 tackles, one fumble recovery and one pass reception for 68-yard touchdown.
- As a junior, started all 11 games for Ichabods at right cornerback and ranked second on squad with four interceptions. Added 38 tackles, one tackle for loss, five passes defended and 10 kickoff returns for 202 yards.
- In 2005, sat out in redshirt season after transferring to Washburn.
- In two seasons at Fordham, he appeared in 13

Front Office

Coaching Staff

C. WILLIAMS

Rookies

2008 Season

Records

History

Playoff History

Sidelines

VETERANS

games and tallied 18 tackles, two passes defended, one fumble recovery and nine kickoff returns.

- As a sophomore in 2004, appeared in seven games for Fordham with one start. Totaled 15 tackles, two passes defended, one fumble recovery and nine kickoff returns for 177 yards.
- Majored in sports management at Washburn.

PERSONAL:

- Single, splits time between Nashville and Miami, Fla.
- Attended Chaminade-Madonna College Preparatory (Hollywood, Fla.) as a senior after originally attending Flanagan (Pembroke Pines, Fla.) High School as a freshman and sophomore and Coral Gables (Miami, Fla.) High School as a junior. Played receiver and defensive back.
- List of favorites: (movie) "Gladiator"; (TV show) "Martin"; (actor) Denzel Washington;

(music artist) Jay-Z; (school subject) facility management; (car) Cadillac CTS; (book) "The Autobiography of Malcolm X: As Told to Alex Haley"; (video games) Call of Duty 4 and MLB 2008 The Show; (sports team other than Titans) Atlanta Braves; (sports heroes) Deion Sanders, Michael Irvin and Michael Jordan; and (food) fried chicken, collard greens, macaroni & cheese, candied yams.

- Born Cary Eric Williams on Dec. 23, 1984 in Miami, Fla.

C. WILLIAMS GAME-BY-GAME

2008 Tennessee Titans														
Date	Opp	WL	PIS	Tot	Solo	Sk	ORP	TFL	Int	Yds	PD	FF	FR	SpT
Dec 14	@ Hou	L	p	0	0	0.0	0	0	0	0	0	0	0	0
Dec 21	PHI	W												
Placed on injured reserve on Dec. 19														
Totals		13-3	1/0	0	0	0.0	0	0	0	0	0	0	0	0
Playoffs														
Jan 10	Bal	L												
Injured Reserve														
Totals		0-1	0/0	0	0	0.0	NA	0	0	0	0	0	0	0
* Spent the first 13 games on the Titans' practice squad														

CARY WILLIAMS' NFL STATISTICS

Year	Team	TACKLES						INTERCEPTIONS					FUMBLES			
		GP	GS	Tot	Solo	Asst	Yds	No	Yds	Lg	TD	PD	FF	ER	Yds	SpT
2008	Tennessee	1	0	0	0	0	0.0	0	0	0	0	0	0	0	0	0
NFL Totals		1	0	0	0	0	0.0	0	0	0	0	0	0	0	0	0

11



Paul
WILLIAMS



WIDE RECEIVER

6'1" • 205 lbs. • Born: 12.2.83 • Exp. (NFL/Titans): 3/3 • D3 - 2007 • Fresno State
2008 GP/GS: 5/0 (Playoffs 1/0) • Career GP/GS: 5/0 (Playoffs 1/0) • Avenal, Calif.

PRO: The first of three wide receivers selected by the Titans in the 2007 NFL Draft, Williams possesses a variety of skills with his size, speed and leaping ability. After learning the wide receiver craft from the sidelines and practice field as a rookie, the Fresno State product appeared in five games during his second season and caught one pass for seven yards. The athletic pass catcher hopes to contribute to a young wide receiver group in 2009. The California native entered the NFL after a solid four-year stint at Fresno State in which he played in 39 games with 20 starts and totaled 74 receptions for 1,048 yards (14.1 avg.) and eight touchdowns. In pre-draft workouts, Williams ran a 4.49-second 40-yard dash, bench pressed 300 pounds and recorded a 38.5-inch vertical. He was selected

by the Titans in the third round (80th overall) of the 2007 NFL Draft.

TITANS TIDBITS:

- Saddened by the passing away of both parents and one of his brothers, Paul experienced a great deal of adversity before he reached the age of 21. In 2000, his brother, Curtis, suffered a tragic injury. Curtis was a safety at the University of Washington, but he was paralyzed after he broke his neck tackling Stanford tailback Kerry Carter. Curtis died 19 months later from complications due to the injury. Paul was in high school when the injury happened and planned on giving up football after his brother's gruesome injury, but was encouraged to continue playing by Curtis

before he passed away. Washington honors Curtis with his jersey #25 painted on the sidelines at Husky Stadium.

- In 2004, more misery was brought upon the Williams family. Paul's mother, Viola, passed away after dealing with Alzheimer's and his father, Donnie, passed away after suffering a heart attack. Williams keeps his family close to his heart and prays that his brother and parents are watching down on him.
- The youngest of seven children, Williams hails from an athletic family. Williams' brother, Dave, was a wide receiver at Fresno State in the 1980's. His brother, J.D., was a standout All-American cornerback at Fresno State (1986-89) and a first round draft choice by the Buffalo Bills in the 1990 NFL Draft. He played in four Super Bowls with the Bills and also played for the Arizona Cardinals, San Francisco 49ers and Carolina Panthers. Currently, J.D. is the secondary coach at the University of Washington. He also has served as an assistant football coach at California, Fresno State, San Jose State and Cal Poly.

CAREER HIGHLIGHTS:

2008 (5/0, 1/0): Appeared in five games and grabbed one reception for seven yards. Registered his first career NFL reception with a seven-yard catch at Indianapolis (12/28). Saw action in his first career NFL game in the season opener against Jacksonville (9/7). Was inactive for 11 games.

- At Indianapolis (12/28), saw action in a reserve role at wide receiver and made his first career NFL reception on a seven-yard pass in the fourth quarter.
- Against Baltimore (1/10), played in a reserve role at wide receiver and on special teams. Posted a special teams tackle on coverage units.

2007 (0/0, 0/0): Was listed as inactive for all 16 regular season games and the Wild Card playoff against San Diego (1/6).

COLLEGE:

- Williams produced his best season statistically as a junior in 2005 earning first-team All-WAC while hauling in a team-high 43 receptions for 729 yards and seven touchdowns. Williams crossed the 100-yard receiving mark three times and his 17.0 average yards per catch led the WAC. Also gained 83 yards on nine carries (9.2 avg.). Recorded six receptions for career-high 149 yards, including a school record 98-yard touchdown reception against Boise State.
- As senior, played in seven games with five starts and recorded 21 receptions for 229 yards (10.9 avg.) and one touchdown. Also rushed for 48 yards on six carries (8.0 avg.) and returned two kickoffs for 26 yards. Contributed two tackles on special teams and one forced fumble. Posted season-high six

receptions for 85 yards and one touchdown at Washington. Missed five games due to injuries.

- As sophomore, played in all 12 games and posted seven receptions for 70 yards (10.0 avg.).
- As redshirt freshman, played in seven games and totaled three receptions for 20 yards (6.7 avg.).
- Majored in psychology.

PERSONAL:

- Married to Kenyeih Williams, splits time between Nashville and Avenal, Calif.
- Attended Avenal (Calif.) High School while earning first-team All-Star by The Fresno Bee at as senior. Recorded 13 interceptions and gained 953 receiving yards and 18 touchdowns. Also returned three kickoffs for scores that season. As junior was named League Defensive Player of the Year at defensive back.
- Also garnered All-League accolades in basketball as junior and reached the Valley Finals in the 100- and 200-meter dashes during his senior year in track.
- Hobbies include playing video games and playing with his Rottweiler, Jackson.
- List of favorites: (movie) "Independence Day"; (TV show) "Martin"; (actor) Will Smith; (actress) Beyonce Knowles; (music artists) Lil Wayne; (sports hero) Barry Sanders; (vacation getaway) Fiji; (food) Pizza; and (car) Range Rover.
- Born Paul Edward Williams on Dec. 2, 1983 in Hanford, Calif.

P. WILLIAMS GAME-BY-GAME

2007 Tennessee Titans									
Date	Opp	W/L	P/S	No	Yds	Avg	Lg	TD	
Totals		10-6	0/0	0	0	0.0	0	0	
Playoffs									
Jan 6	@ SD	L	IA	0	0	0	0	0	
Totals		0-1	0/0	0	0	0	0	0	
* Was inactive for all 16 regular season games from Sept. 9 - Dec. 30									
2008 Tennessee Titans									
Date	Opp	W/L	P/S	No	Yds	Avg	Lg	TD	
Sept 7	Jax	W	p						
Sept 14	@ Cin	W	IA						
Sept 21	Hou	W	IA						
Sept 28	Min	W	IA						
Oct 5	@ Bal	W	IA						
Oct 19	@ KC	W	p	0	0			0	0
Oct 27	Ind	W	p	0	0			0	0
Nov 2	GB	W	IA						
Nov 9	@ Chi	W	IA						
Nov 16	@ Jax	W	p	0	0			0	0
Nov 23	NYJ	L	IA						
Nov 27	@ Det	W	IA						
Dec 7	Cle	W	IA						
Dec 14	@ Hou	L	IA						
Dec 21	Pit	W	IA						
Dec 28	@ Ind	L	p	1	7	7.0	7	0	
Totals		13-3	5/0	1	7	7.0	7	0	
Playoffs									
Jan 10	Bal	L	p	0	0	0.0	0	0	
Totals		0-1	1/0	0	0	0.0	0	0	

VETERANS

PAUL WILLIAMS' NFL STATISTICS

Year	Team	RECEIVING						RUSHING					
		GP	GS	No	Yds	Avg	Lg	TD	Att	Yds	Avg	Lg	TD
2007	Tennessee	0	0	0	0	0.0	0	0	0	0	0.0	0	0
2008	Tennessee	5	0	1	7	7.0	7	0	0	0	0.0	0	0
NFL Totals		5	0	1	7	7.0	7	0	0	0	0.0	0	0

Year	Team	RECEIVING						RUSHING					
		GP	GS	No	Yds	Avg	Lg	TD	Att	Yds	Avg	Lg	TD
2007	Tennessee	0	0	0	0	0.0	0	0	0	0	0.0	0	0
2008	Tennessee	1	0	0	0	0.0	0	0	0	0	0.0	0	0
Playoff Totals		1	0	0	0	0.0	0	0	0	0	0.0	0	0

Single-Game Highs

Receptions - 1 at Indianapolis (12/28/08)

Receiving Yards - 7 at Indianapolis (12/28/08)

10



Vince YOUNG



QUARTERBACK

PRO BOWLS

6'5" • 233 lbs. • Born: 5.18.83 • Exp. (NFL/Titans): 4/4 • D1 - 2006 • Texas
2008 GP/GS: 3/1 (Playoffs 0/0) • Career GP/GS: 33/29 (Playoffs 1/1) • Houston, Texas



PRO: In 2009, quarterback Vince Young enters his fourth season since being drafted by the Titans with the third overall selection in the 2006 NFL Draft. Capable of being one of the NFL's most dynamic offensive weapons, the 6-foot-5, 233-pound signal caller combines natural athleticism with pocket presence and a powerful throwing arm. The former Texas Longhorn has 29 NFL regular season starts under his belt and has a record of 18-11 in those games. His career totals include 775 pass attempts, 444 completions, 4,964 yards and 22 touchdowns. Additionally, he has recorded 974 rushing yards and 10 touchdowns on the ground during his career. Young's 9-6 record as a starter in 2007 helped the team garner its first playoff berth since 2003. In becoming a first-time playoff quarterback, he also became the ninth different franchise quarterback to start a playoff game and the youngest of the group at 24 years and 233 days old. In 2006, he set virtually every rookie passing record for the franchise, including passing totals of 2,199 yards and 12 touchdowns. Additionally, he gained 552 yards on the ground, becoming the first quarterback in the Super Bowl era (1966-present) to rush for 500 yards as a rookie. He scored seven rushing touchdowns, also a first for a rookie quarterback in the Super Bowl era. His eight wins as a starter marked the fifth-highest total by a rookie quarterback since 1970 NFL-AFL merger, and he directed a six-game winning streak that was the third-longest

by a rookie quarterback since the merger. At the conclusion of the season, he was named the Associated Press NFL Offensive Rookie of the Year, becoming the second quarterback to win the award (Ben Roethlisberger) since the AP established the honor in 1957. Young also became the first rookie quarterback since Marino (1983) to make a Pro Bowl roster. In college, Young passed for 6,040 yards, rushed for 3,127 yards and accounted for 81 combined touchdowns in three seasons. As a junior, he was decorated with numerous awards, including the Maxwell Award (nation's top player), the Cingular/ABC Sports All-America Player of the Year Award and the Davey O'Brien Award (nation's top quarterback), and he finished second behind Reggie Bush in Heisman Trophy balloting. The Houston native subsequently declared for the 2006 NFL Draft and was selected by the Titans with the third overall pick. The selection was the team's highest pick in the draft since 1995, when they chose Young's mentor, Steve McNair, the third overall pick.

TITANS TIDBITS:

- Years before he was selected by the Titans with the third overall pick in the draft, Young formed a bond with one of the franchise's all-time greatest players, quarterback Steve McNair. McNair, 10 years older than Young and the No. 3 overall pick in the 1995 draft, served as a mentor to him since his sophomore

Front Office

Coaching Staff

P. WILLIAMS/
YOUNG

Rookies

2008 Season

Records

History

Playoff History

Sidelines

year in high school. That is when Vince's uncle, Ivory Young, who became McNair's close friend in college, urged his nephew to attend the Steve McNair Football Camp. Because the mentor and apprentice shared similar upbringings, including special athletic gifts, lofty expectations and a lack of a steady father figure in each of their lives, a special kinship was born. McNair was heavily involved in Vince's life, and Vince often referred to the elder quarterback as "Pops."

- In 1988, when Young was six years old, he was involved in an accident that nearly cost him his future. He was riding his bike near his Houston home when he was hit by a van. The accident caused serious intestinal injuries that Young battled for a year, and he still has a light scar running down his abdomen as a reminder of the incident. After he began his recovery in a hospital, a Houston television station produced a news segment featuring Young as a way to increase bicycle safety awareness.
 - Young has always chosen jersey No. 10 because his mother, Felicia, has a June 10 birthday.
 - Young claims he received his sense of style, among other qualities, from growing up with his mother, grandmothers and two sisters, who not only helped raise him but were also quick to provide fashion tips.
 - During his rookie season, Young starred in the BET series "Next Level: Vince Young." The six-episode documentary/reality show provided a glimpse of Young in preparations for the NFL Draft and in his first several months as a member of the Titans.
 - Young was chosen as the cover player for the Madden '08 video game, following Pro Bowl players from previous years such as Shaun Alexander, Donovan McNabb, Ray Lewis, Michael Vick, Marshall Faulk, Daunte Culpepper and former Titans running back Eddie George.
 - Young and the VY Foundation hosted an event-filled charity weekend in Houston in 2009. The festivities during the VY Community Unity Weekend included a football camp, a cheerleading camp, a celebrity basketball game, a charity gala and "Community Unity Day" at Butler Stadium.
- CAREER HIGHLIGHTS:**
2008 (3/1, 0/0): Played in three games with one start (9/7 vs. Jacksonville), serving as Kerry Collins' back-up for most of season. Totaled 22 completions, 219 yards, one touchdown and two interceptions on 36 attempts. Inactive in three games (9/14 at Cincinnati, 9/21 vs. Houston and 9/28 vs. Minnesota) and did not play in 10 other contests.
- Against Jacksonville (9/7), completed 12 of 22 passes for 110 yards and one touchdown before leaving game in fourth quarter with left knee injury. Passed for seven-yard touchdown to Chris Johnson in second quarter.
 - At Detroit (11/27), completed his only pass for 54 yards.
 - At Indianapolis (12/28), entered the game in the second quarter and completed nine of 13 passes for 55 yards.
- 2007 (15/15, 1/1):** Voted team captain in his second season. Played and started in 15 games with a 9-6 record. Recorded totals of 238 completions, 382 attempts, 2,546 passing yards and nine touchdown passes. Additionally, he rushed 93 times for 395 yards and three touchdowns. His rushing yardage total ranked first in the NFL among quarterbacks.
- Directed team to Wild Card playoff berth, becoming 11th quarterback drafted in first round since 1983 to lead his team to playoffs within his first two seasons.
- At Jacksonville (9/9), scored game-winning touchdown on two-yard run in third quarter.
- At New Orleans (9/24), completed 14 of 22 passes for 164 yards and two touchdowns in 16th career start and first career start on Monday Night Football, helping Titans to 31-14 victory. Found Brandon Jones for 35-yard touchdown pass and delivered three-yard touchdown pass to Bo Scaife.
- At Tampa Bay (10/14), completed 11 of 14 passes for 120 yards before injuring right quadriceps in third quarter as he ran out of bounds for two-yard gain.
- At Houston (10/21), did not play due to right quadriceps injury. It was first missed start of his career, ending streak of 18 consecutive starts.
- At Denver (11/19), set career high in passing yards for second consecutive week, completing 26 of 41 attempts for 305 yards and one touchdown on Monday Night Football. Also led team with 74 rushing yards and one touchdown on 11 attempts, giving him career-high 379 combined yards. Completed 21-yard touchdown pass to Brandon Jones in second quarter and ran for four-yard touchdown in third quarter. It was fourth time in career he had at least one touchdown passing and rushing.
- Against Houston (12/2), connected on 21 of 31 passes for 248 yards and two touchdowns for passer rating of 99.9. Found Royzell Williams for 43-yard touchdown pass, the longest touchdown pass of his career, and later completed an 11-yard touchdown pass to Justin Gage.
- At Kansas City (12/16), posted season-high passer rating of 109.6, second highest of

Front Office

Coaching Staff

YOUNG

Rookies

2008 Season

Records

History

Playoff History

Sidelines

YOUNG'S CAREER RECORD WHEN ...

When Young ...	2007				
	2006	2007	Post	2008	Career
Starts at quarterback	8-5	9-6	0-1	1-0	18-12
Starts vs. division opponents	4-2	3-2	0-0	1-0	8-4
Passes for 300 or more yards	0-0	0-1	0-0	0-0	0-1
Completes one or more TD passes	6-3	3-3	0-0	1-0	10-6
Completes two or more TD passes	3-0	3-0	0-0	0-0	6-0
Completes three or more TD passes	0-0	0-0	0-0	0-0	0-0
Passes for one TD and runs for another	3-0	0-1	0-0	0-0	3-1
Passes for two TDs and runs for another	2-0	0-0	0-0	0-0	2-0
Runs for at least one TD	4-3	2-1	0-0	0-0	6-4
Runs for at least two TDs	0-0	0-0	0-0	0-0	0-0
Starts and passes for no interceptions	6-0	3-1	0-0	0-0	9-1
Has a passer rating of 90.0 or greater	2-0	4-1	0-0	0-0	6-1
Has a passer rating of 100.0 or greater	2-0	2-0	0-0	0-0	4-0

career. Completed 16 of 26 attempts for 191 yards, two touchdowns and no interceptions. Both touchdown passes were completed to Roydell Williams for 16 yards and 41 yards, respectively.

- At San Diego (1/6), started first career playoff game and completed 16 of 29 passes for 138 yards.

2006 (15/13): Named Associated Press NFL Offensive Rookie of the Year, Pro Football WeeklyPro Football Writers of America Offensive Rookie of the Year, Sports Illustrated Rookie of the Year, Sporting News Rookie of the Year and Diet Pepsi NFL Rookie of the Year (fan voting). Earned Pro Bowl berth.

- Played in 15 games and went 8-5 in 13 starts. Eight wins marked fifth-highest total by NFL rookie quarterback since 1970, and his six-game winning streak was third-longest by rookie quarterback since 1970. Led five fourth-quarter comeback victories. Did not play in one game (9/24 at Miami).
- Set every rookie passing record for the franchise, completing 184 of 357 passes for 2,199 yards and 12 touchdowns.
- Additionally gained 552 yards on 83 rushing attempts (6.7 avg.), becoming first quarterback in Super Bowl era (1966-present) to rush for 500 yards as rookie. Tied for team high with seven rushing touchdowns, also first for rookie quarterback in Super Bowl era.
- Became first rookie in league history to record three touchdown passes of 20 yards or longer (Young totaled five) and three rushing touchdowns of 20 yards or longer (Young totaled four).
- Against N.Y. Jets (9/10), made NFL debut,

playing one series in second quarter. Was three-of-four for 27 yards and one interception. Completed first NFL pass for nine yards to wide receiver Drew Bennett.

- At San Diego (9/17), passed for 106 yards and his first career touchdown, an 18-yarder to Drew Bennett.
- Against Dallas (10/1), made first NFL start. Completed 14 of 29 passes for 155 yards, one touchdown and two interceptions. Scored first NFL points on two-point conversion in third quarter. Conversion came immediately following 17-yard touchdown pass to Ben Troupe.
- At Washington (10/15), earned first career win, helping defeat Redskins 25-22 after erasing 14-3 deficit. Connected on 13 of 25 passes for 161 yards, one touchdown and no interceptions. Found Brandon Jones for three-yard touchdown.
- Against N.Y. Giants (11/26), set NFL rookie record for starting quarterback by rallying team from 21-point deficit to win, 24-21. Connected on 24 of 35 throws for season-high 249 yards, two touchdowns and no interceptions. Also rushed 10 times for 69 yards and one touchdown. Team trailed 21-0 with less than 10 minutes remaining, but Young led team to four consecutive scores, including four-yard touchdown to Bo Scaife, one-yard touchdown run by Young, 14-yard touchdown to Brandon Jones with 44 seconds remaining and 49-yard field goal to win with six seconds on clock. It was greatest fourth-quarter comeback in team history and biggest comeback of any kind by rookie quarterback in NFL history. It was the third time in NFL

history a team came back from 21 points or more with 10 minutes remaining in fourth quarter. Named Week 12 Diet Pepsi NFL Rookie of the Week.

- Against Indianapolis (12/3), became first rookie quarterback in NFL history to lead two comebacks of 14 points or greater in same season (Young's comebacks came in back-to-back weeks), erasing 14-0 deficit against Colts to win, 20-17. Completed 15 of 25 passes for 163 yards, two touchdowns and two interceptions, connecting on 20-yard touchdown to Drew Bennett and nine-yard touchdown to Brandon Jones. Also rushed for 78 yards on nine carries. Seven of his carries went for first downs, six of which converted third downs. Named Week 13 Diet Pepsi NFL Rookie of the Week.
- At Houston (12/10), gave Titans 26-20 overtime win with 39-yard touchdown run in extra period. It capped day in which he completed 19 of 29 passes for 218 yards passing and rushed seven times for 86 yards. Touchdown gave him at least one touchdown rushing or passing in each of first 10 NFL starts. It was first time in franchise history team won overtime game with touchdown. Young became 29th player in NFL history to win overtime game with rushing touchdown and sixth quarterback to do it. Among quarterbacks with game-winning overtime touchdown run, only Michael Vick's 46-yarder (12/1/02) was longer. Young's 39-yarder was sixth-longest touchdown run in overtime in NFL history. Game was fourth time in 10 starts in which he led team to win from fourth-quarter deficit or tie. Named Week 14 Diet Pepsi NFL Rookie of the Week, taking award for third consecutive week.
- At Buffalo (12/24), won sixth consecutive game, completing 13 of 20 passes for 183 yards and two touchdowns. Also rushed for 61 yards on eight carries, including 36-yard touchdown with one second remaining in first half. Completed 22-yard touchdown to Bobby Wade and trailing 29-20 in the fourth quarter, found Brandon Jones for 29-yard score. Capped comeback and 30-29 win with fifth game-winning drive in fourth quarter or overtime, leading to 30-yard field goal by Rob Bironas with 2:10 remaining. On touchdown run, became first rookie quarterback in the Super Bowl era (1966-present) to reach 500 rushing yards. His 127.7 passer rating set season high. Named Week 16 Diet Pepsi NFL Rookie of the Week and AFC Offensive Player of the Week.

COLLEGE:

- During three-year playing career at Texas, his record as starter was 30-2, giving him .938

winning percentage that ranked sixth in NCAA history. Helped Longhorns to 20-game winning streak from 2004 to Young's final college appearance in Rose Bowl, which capped 13-0 season.

- Completed 61.8 percent of his passes (444 of 718) for 6,040 yards (fifth in school history) and 44 touchdowns (fourth in school history). Rushed for 3,127 yards and 37 touchdowns to set school records for quarterbacks. His 9,167 yards of total offense and 81 combined touchdowns in three seasons set Texas records, while his combined yardage was third-best in Big 12 history.
- Led six fourth-quarter comebacks during college career, including two signature comebacks as junior — a win at then-No. 4 Ohio State and Rose Bowl victory against top-ranked Southern California.
- As junior, won Maxwell Award (nation's top player), Davey O'Brien Award (nation's top quarterback), Cingular/ABC Sports Player of the Year, Manning Award, consensus first-team All-America honors and Big 12 Offensive Player of the Year in unanimous vote while leading Longhorns to 13-0 season and BCS National Championship. Also finished as runner-up behind USC tailback Reggie Bush for Heisman Trophy. Earned spot on 11-member American Football Coaches Association Good Works team due to charitable work and community service efforts. Started all 13 games, completing 212 of 325 passes (65.2%) for 3,036 yards (third on team's all-time single-season list) and 26 passing touchdowns (tied for first on team's single-season list). Finished season third in country with 164.0 passer efficiency rating. Also rushed for 1,050 yards and 12 touchdowns. With 4,086 yards of total offense, became school's single-season leader in total offense, bettering Major Applewhite's 1999 total of 3,211 yards.
- In BCS National Championship Game victory against Southern California (1/4/06), became fourth two-time Rose Bowl Offensive MVP after connecting on 30 of 40 passes for 267 yards with no interceptions and rushing for 200 yards and three touchdowns on 19 carries (10.5 avg.). Scored two rushing touchdowns in final 4:03, including game-winning eight-yard run on fourth down with 19 seconds left.
- As sophomore, earned honorable mention All-Big 12 honors from Big 12 coaches and Associated Press and second-team All-Big 12 by Dallas Morning News. Started all 12 games and completed 148 of 250 passes for 1,849 yards and 12 touchdown passes while compiling 1,079 rushing yards and 14 touchdowns on 167 rushing attempts. Rushing yardage total led all NCAA quarterbacks.

Became first player in school history to pass and rush for more than 1,000 yards and first school quarterback to rush for 100+ yards in four games during season.

- Named MVP of Rose Bowl victory over No. 13 Michigan (1/1/05) after completing 16 of 28 passes for 180 yards and one touchdown and rushing for then-Texas single-game quarterback record 192 yards and four touchdowns on 21 carries. Scored on runs of 60, 23, 20 and 10 yards to tie own school record for rushing touchdowns in game by quarterback. Led Longhorns back from 10-point deficit in fourth quarter, including game-winning 47-yard drive during which he rushed for 34 yards.
- As redshirt freshman, played in 12 games, going 6-1 as starter. Named Big 12 Offensive Freshman of the Year by conference coaches and Big 12 Newcomer of the Year and Honorable Mention All-Big 12 by Associated Press. Earned Big 12 Freshman of the Year honors from Austin American-Statesman, Dallas Morning News, San Antonio Express-News (offensive) and Fort Worth Star-Telegram (offensive). Completed 84 of 143 passes for 1,155 yards and six touchdowns. Also ran 135 times for 998 yards and 11 touchdowns (second in team annals for freshman rushing touchdowns and total touchdowns). Became first quarterback in school history to rush and pass for 900 yards in same season.
- Played first five games as backup quarterback before moving into starting role in team's seventh contest (10/18 at Iowa State).
- Ranked third all-time among Texas freshmen with 2,153 yards of total offense and ranked second for school among non-kicking freshmen with 68 points.
- Redshirted in 2002.
- Majored in youth and community studies.

PERSONAL:

- Has girlfriend, Candice Johnson, and splits time between Nashville and Houston, Texas.
- Three-year starter at quarterback at Madison (Houston, Texas) High School totaled 7,624 yards from scrimmage during prep career. Named National Player of the Year by Parade and Student Sports as senior and named 2001 Texas 5A Offensive Player of the Year. Accounted for 3,819 yards and 59 touchdowns as senior. Senior passing totals included 2,545 yards, 35 touchdowns and four interceptions on 131 of 224 completions. Named District Offensive Player of the Year as junior.
- Also averaged more than 20 points per game as four-year letterwinner and two-time All-District star of basketball team. Won two

District Championships in 400-meter relay on track team and also played two years of baseball as pitcher and outfielder.

- Participated as volunteer in LEAP (Learn, Enjoy and Play) program in 2005, serving as a mentor for middle school students. Also volunteered time with children at Austin YMCA, and spoke at several youth events and football banquets in Austin.
- At Texas, served an internship working with students at CD Fulkes Elementary School in Round Rock, Texas.
- Partnered with Dell Corporation in rookie season to lend support to the computer maker's Middle Tennessee TechKnow program, an after-school curriculum that provides underserved middle-school students access to technology and 21st-century skills. Following completion of the program, many TechKnow students receive refurbished Dell computer.
- Texas Senate passed resolution on Tuesday, Feb. 20, 2007 to declare the day "Vince Young Day" throughout state.
- Has traveled back to his high school to speak to students, present a check to the school and donate equipment to the school's athletic department. He also announced the creation of two annual \$2,500 scholarships for Madison students.
- Named 2006 Sports Person of the Year at Nashville Sports Council's O'Charley's Dinner of Champions.
- Visited Stewarts Creek (Tenn.) Middle School in December 2007 as part of the "NFL Take a Player to School" program.
- Named a 2007 "Titans Community All-Star."
- Hosts three annual football camps, helping youth in Nashville, Houston and Austin. Also holds cheerleading and dance camps for girls in conjunction with football camps.
- Has his own website, 10vinceyoung.com.
- List of favorites: (movies) "American Gangster," "Gladiator," and "Cinderella Man"; (TV shows) "Malcolm & Eddie," "Smart Guy" and "South Park"; (actors) Martin Lawrence, Clint Eastwood and Will Smith; (actresses) Queen Latifah, Angelina Jolie and Sanaa Lathan; (musicians) Alicia Keys, Whitney Houston, Yolanda Adams, Mary J. Blige, Beyoncé and Keyshia Cole; (school subject) science; (vacation getaways) Rio de Janeiro, Cabo San Lucas, Paris and Spain; (video games) Madden NFL Football, NBA 2K8 and Call of Duty; and (restaurants) Ruth's Chris Steak House, Landry's Seafood House, Mama's Oven (Houston), Swett's (Nashville), McCormick & Schmick's and TGI Friday's.
- Born Vincent Paul Young Jr. on May 18, 1983 in Houston, Texas.

YOUNG GAME-BY-GAME

2006 Tennessee Titans		PASSING														RUSHING						
Date	Opp	W/L	P/S	Att	Cmp	Pct	Yds	Yds/Att	TD	Int	Lg	Sk	Lst	Rating	Att	Yds	Avg	Lg	TD			
Sep 10	@ NYJ	L	p	4	3	75.0	27	6.8	0	1	11	0	0	53.1	0	0	-	0	0			
Sep 17	@ SD	L	p	20	7	35.0	106	5.3	1	0	28	0	0	70.0	5	24	4.8	12	0			
Sep 24	@ Mia	L	DNP																			
Oct 1	Dal	L	S	29	14	48.3	155	5.3	1	2	24	2	4	47.3	5	3	0.6	9	0			
Oct 8	@ Ind	L	S	21	10	47.6	63	3.0	0	1	16	0	0	34.4	4	43	10.8	19	1			
Oct 15	@ Was	W	S	25	13	52.0	161	6.4	1	0	27	3	10	85.6	7	9	1.3	5	0			
Oct 29	Hou	W	S	15	7	46.7	87	5.8	1	0	23	1	1	87.4	4	44	11.0	20	1			
Nov 5	@ Jax	L	S	36	15	41.7	163	4.5	1	3	32	1	9	30.2	4	14	3.5	7	0			
Nov 12	Bal	L	S	25	13	52.0	211	8.4	0	1	37	2	6	63.9	8	39	4.9	17	1			
Nov 19	@ Phi	W	S	22	8	36.4	101	4.6	1	0	28	3	17	66.7	6	49	8.2	20	0			
Nov 26	NYG	W	S	35	24	68.6	249	7.1	2	0	25	2	14	107.9	10	69	6.9	19	1			
Dec 3	Ind	W	S	25	15	60.0	163	6.5	2	2	21	0	0	72.6	9	78	8.7	18	0			
Dec 10	@ Hou	W	S	29	19	65.5	218	7.5	0	1	39	2	18	73.6	7	86	12.3	39	1			
Dec 17	Jax	W	S	15	8	53.3	85	5.6	0	0	22	3	28	70.1	4	4	1.0	8	0			
Dec 24	@ Buf	W	S	20	13	65.0	183	9.2	2	0	32	1	2	127.7	8	61	7.6	36	1			
Dec 31	NE	L	S	36	15	41.7	227	6.3	0	2	53	5	20	39.9	2	29	14.5	28	1			
Totals				8-8	15/13		357	184	51.5	2,199	6.2	12	13	53	25	129	66.7	83	552	6.7	39	7
2007 Tennessee Titans		PASSING														RUSHING						
Date	Opp	W/L	P/S	Att	Cmp	Pct	Yds	Yds/Att	TD	Int	Lg	Sk	Lst	Rating	Att	Yds	Avg	Lg	TD			
Sep 9	@ Jax	W	S	18	11	61.1	78	4.3	0	1	21	1	6	47.9	11	22	2.0	8	1			
Sep 16	Ind	L	S	27	17	63.0	184	6.8	1	0	48	3	12	95.3	5	53	10.6	21	0			
Sep 24	@ NO	W	S	22	14	63.6	164	7.5	2	1	35	0	0	97.5	5	21	4.2	12	0			
Oct 7	Atl	W	S	33	20	60.6	157	4.8	0	3	16	0	0	34.5	8	27	3.4	20	0			
Oct 14	@ TB	L	S	14	11	78.6	120	8.6	0	1	23	1	4	72.6	3	6	2.0	4	0			
Oct 21	@ Hou	W	DNP																			
Oct 28	Oak	W	S	14	6	42.9	42	3.0	0	0	12	2	16	50.3	7	11	1.6	6	0			
Nov 4	Car	W	S	23	14	60.9	110	4.8	0	2	18	3	14	36.5	8	25	3.1	16	1			
Nov 11	@ Jax	L	S	41	24	58.5	257	6.3	1	2	28	4	27	64.8	8	52	6.5	13	0			
Nov 19	@ Den	L	S	41	26	63.4	305	7.4	1	2	21	1	15	73.7	11	74	6.7	19	1			
Nov 25	@ Cin	L	S	31	19	61.3	246	7.9	0	1	73	1	2	72.8	2	6	3.0	5	0			
Dec 2	Hou	W	S	31	21	67.7	248	8.0	2	1	43	3	19	99.9	5	44	8.8	14	0			
Dec 9	SD	L	S	21	13	61.9	121	5.8	0	2	17	1	5	38.1	2	2	1.0	1	0			
Dec 16	@ KC	W	S	26	16	61.5	191	7.3	2	0	41	1	12	109.6	7	32	4.6	14	0			
Dec 23	NYJ	W	S	22	12	54.5	166	7.5	0	1	29	3	20	60.0	7	1	0.1	2	0			
Dec 30	@ Ind	W	S	18	14	77.8	157	8.7	0	0	21	1	5	103.0	4	19	4.8	9	0			
Totals				10-6	15/15		382	238	62.3	2,546	6.7	9	17	73	25	157	71.1	93	395	4.2	21	3
Playoffs																						
Jan 6	@ SD	L	S	29	16	55.2	138	4.8	0	1	26	3	9	53.5	2	12	6.0	9	0			
Totals				0-1	1/1		29	16	55.2	138	4.8	0	1	26	3	9	53.5	2	12	6.0	9	0
2008 Tennessee Titans		PASSING														RUSHING						
Date	Opp	W/L	P/S	Att	Cmp	Pct	Yds	Yds/Att	TD	Int	Lg	Sk	Lst	Rating	Att	Yds	Avg	Lg	TD			
Sep 7	Jax	W	S	22	12	54.5	110	5.0	1	2	27	1	3	45.6	1	4	4.0	4	0			
Sep 14	@ Cin	W	IA																			
Sep 21	Hou	W	IA																			
Sep 28	Min	W	IA																			
Oct 5	@ Bal	W	DNP																			
Oct 19	@ KC	W	DNP																			
Oct 27	Ind	W	DNP																			
Nov 2	GB	W	DNP																			
Nov 9	@ Chi	W	DNP																			
Nov 16	@ Jax	W	DNP																			
Nov 23	NYJ	L	DNP																			
Nov 27	@ Det	W	p	1	1	100.0	54	54.0	0	0	54	0	0	118.8	2	-2	-1.0	-1	0			
Dec 7	Cle	W	DNP																			
Dec 14	@ Hou	L	DNP																			
Dec 21	Phi	W	DNP																			
Dec 28	@ Ind	L	p	13	9	69.2	55	4.2	0	0	13	2	10	77.4	5	25	5.0	8	0			
Totals				13-3	3/1		36	22	61.1	219	6.1	1	2	54	3	13	64.5	8	27	3.4	8	0
Playoffs																						
Jan 6	Bal	L	DNP	0	0	0.0	0	0.0	0	0	0	0	0	0.0	0	0	0.0	0	0			
Totals				0-1	0/0		0	0	0.0	0	0	0	0	0.0	0	0	0.0	0	0			

Front Office

Coaching Staff

YOUNG

Rookies

2008 Season

Records

History

Playoff History

Sidelines

VETERANS

Front Office

Coaching Staff

YOUNG

Rookies

2008 Season

Records

History

Playoff History

Sidelines

VINCE YOUNG'S NFL STATISTICS

		PASSING													RUSHING			
Year	Team	GP/GS	Att	Cmp	Pct	Yds	Yd/Att	TD	INT	Lg	Sk	Yds	Rat	Att	Yds	Avg	Lg	TD
2006	Tenn.	15/13	357	184	51.5	2,199	6.2	12	13	53	25	129	66.7	83	552	6.7	39	7
2007	Tenn.	15/15	382	238	62.3	2,546	6.7	9	17	73	25	157	71.1	93	395	4.2	21	3
2008	Tenn.	3/1	36	22	61.1	219	6.1	1	2	54	3	13	64.5	8	27	3.4	8	0
NFL Totals		33/29	775	444	57.3	4,964	6.4	22	32	73	53	299	68.8	184	974	5.3	39t	10

Career record as starter: 18-11 (.621)

		PASSING													RUSHING			
Year	Team	GP/GS	Att	Cmp	Pct	Yds	Yd/Att	TD	INT	Lg	Sk	Yds	Rat	Att	Yds	Avg	Lg	TD
2007	Tenn.	1/1	29	16	55.2	138	4.8	0	1	26	3	9	53.5	2	12	6.0	9	0
2008	Tenn.	0/0	0	0	0.0	0	0.0	0	0	0	0	0	0.0	0	0	0.0	0	0
Playoff Totals		1/1	29	16	55.2	138	4.8	0	1	26	3	9	53.5	2	12	6.0	9	0

Single-Game Highs

Attempts - 41 (two times, last at Denver 11/19/07)
 Completions - 26 at Denver (11/19/07)
 Passing Yards - 305 at Denver (11/19/07)
 Touchdown Passes - 2 (six times, last at Kansas City 12/16/07)
 Long Completion - 73 at Cincinnati (11/25/07)
 Passer Rating - 127.7 at Buffalo (12/24/06)
 Rushing Attempts - 11 (twice, last at Denver 11/19/07)
 Rushing Yards - 86 at Houston (12/10/06)

Rushing Touchdowns - 1 (10 times, last at Denver 11/19/07)
 Long Rush - 39t at Houston (12/10/06)

Playoff Single-Game Highs

Attempts - 29 at San Diego (1/6/08)
 Completions - 16 at San Diego (1/6/08)
 Passing Yards - 138 at San Diego (1/6/08)
 Long Completion - 26 at San Diego (1/6/08)





Front Office

Coaching Staff

Players

ROOKIES

2008 Season

Records

History

Playoff History

Sidelines



WIDE RECEIVER

18 **Kenny BRITT**



6'3" • 218 lbs. • Born: 9.19.88 • Rutgers • D1-2009 • 30th Overall
 Bayonne H.S. • Bayonne, N.J.

COLLEGE: The Titans used their first-round draft choice in 2009 on wide receiver Kenny Britt, an explosive playmaker with size, speed and a productive track record. In a three-year career at Rutgers University (34 games, 31 starts), the 6-foot-3 wideout set a Big East Conference record with 3,043 receiving yards. Additionally Britt became Rutgers' all-time leader in career touchdown receptions (17, tied with Chris Brantley), consecutive 100-yard receiving game (five in 2008), career 100-yard receiving games (14), single-season receiving yards (1,371 in 2008) and single-season receptions (87 in 2008). His 178 career receptions ranked third in Rutgers history and fourth in Big East history. Britt's 14 career 100-yard games set a school record and tied former Pitt wide receiver Larry Fitzgerald's conference record. He averaged 89.5 yards per contest and 17.1 yards per catch during his career. As a junior, Britt was named an Associated Press third-team All-American after ranking second in the nation with 114.3 receiving yards per game. He concluded his career with a 31-game streak with at least two receptions. An integral player in transforming the Scarlet Knights into a national power, the team won 27 total games, including three consecutive bowl victories, during Britt's three years there. With a year of eligibility remaining, he decided to declare for the NFL Draft. In pre-draft workouts, he ran the 40-yard dash in 4.5 seconds, displayed a 37-inch vertical jump and bench pressed 225 pounds 23 times. The Bayonne (bay-OWN), N.J., native was selected by the Titans with the 30th overall pick in the 2009 NFL Draft.

TITANS TIDBITS:

- Britt had an important advocate in the time leading up to the NFL Draft. He spent extensive time training with former Denver Broncos wide receiver Rod Smith, who often has credited Titans offensive coordinator and former Broncos coach Mike Heimerdinger for much of his success. When Smith, who totaled more than 11,000 receiving yards during his

career, spoke glowingly of Britt to Heimerdinger, the Titans were prepared to use their first pick on him.

- When the Titans used the 30th overall selection in the 2009 NFL Draft on him, Britt became the first Rutgers player ever to be drafted in the first round.
- Britt is the youngest player on the team's roster by a full year. He was born on September 19, 1988.
- The son of Jack Britt and Michelle Johnson, Kenny also was influenced heavily throughout his youth by his uncle, Rev. Alex C. Britt. Kenny was heavily involved in his uncle's Newark congregation, the Church of the Living Water, and even moved in with the reverend and his wife, Donald, prior to his junior year at Rutgers.

CAREER HIGHLIGHTS:

- ASA JUNIOR (2008),** named Associated Press third-team All-American, All-Big East first-team selection and unanimous All-Conference media selection. Ranked second in nation in receiving yards per game (114.2) and eighth in nation in receptions per contest (7.4). Led Big East and tied Rutgers records with 87 total receptions and 1,371 receiving yards. Recorded eight 100-yard games, including school-record five consecutive 100-yard efforts.
- Against North Carolina (9/11), recorded first of eight 100-yard games in 2008, totaling 109 yards on eight catches.
 - At West Virginia (10/4), registered 151 yards on 12 catches (tied career high). Reception total tied for second-most in game and was one shy of school's single-game record. Also completed 28-yard pass to Mason Robinson.
 - At Pittsburgh (10/25), recorded 143 yards on five catches with career-best three touchdowns. His first touchdown against Panthers went for then-career-long 79 yards, and he also had 60-yard touchdown. Touchdown total was one shy of the Rutgers and Big East single-game records.
 - At South Florida (11/15), became Rutgers' all-

- time leading receiver with 173 yards on eight catches and career-long 93-yard touchdown.
- Against Army (11/22), posted career-best 197 yards for fourth-best single-game total in school history on 10 receptions.
- Against Louisville (12/4), recorded 44-yard touchdown in regular-season finale. Also carried ball 31 yards on reverse for first career rushing touchdown and added defensive tackle in the secondary just before halftime.
- Against N.C. State in PapaJohns.com Bowl (12/29), posted 14th career 100-yard game with six receptions for 125 yards, including 42-yard touchdown, as Britt and Rutgers captured third consecutive bowl victory.

AS A SOPHOMORE (2007), was second-team All-Big East selection after finishing second on team with 62 receptions for then-school-record (broke in 2008) 1,232 yards, an average of 19.9 yards per catch. Scored eight touchdowns.

- Against Norfolk State (9/15), totaled four receptions for 121 yards and two touchdowns.
- At Syracuse (10/13), registered then-career-high 176 yards on six receptions for one touchdown.
- At Louisville (11/29), set career high with 12 receptions for 173 yards, including pair of touchdowns.

AS A FRESHMAN (2006), played nine games, including starts in six of final seven contests, and totaled 29 receptions for 440 yards and two touchdowns. Totaled nine plays of 20 yards or longer.

- At Pittsburgh (10/21), earned first career start.
- Against UConn (10/29), recorded first two career receptions.
- Against Syracuse (11/25), caught four passes for 94 yards and scored first two career touchdowns.
- At No.15 West Virginia (12/2), recorded season highs with 10 receptions for 119 yards.
- Against Kansas State in Texas Bowl (12/28), posted two receptions for 41 yards in victory.
- Majored in criminal justice.

PERSONAL:

- Single, splits time between Nashville and Bayonne, N.J.
- At Bayonne (N.J.) High School, earned first-team All-Hudson County honors from Hudson County Interscholastic Athletic Association, The Star-Ledger and Jersey Journal. Named fifth-best overall talent in New Jersey by Rivals.com after producing 24 receptions for 462 yards and six touchdowns.
- Also participated in track and finished second in state in 50m-dash as senior.
- List of favorites: (movie) "The Bourne Ultimatum"; (TV shows) "Bernie Mac" and "The Simpsons"; (music artist) Lloyd Banks; (school subjects) math and black history; and (food) his father's lasagna.
- Born Kenneth Lawrence Britt on Sept. 19, 1988 in Bayonne, N.J.

KENNY BRITT'S COLLEGE STATISTICS

Year	Team	RECEIVING					RUSHING						
		GP	GS	No	Yds	Avg	Lg	TD	Att	Yds	Avg	Lg	TD
2006	Rutgers	9	6	29	440	15.2	67	2	0	0	0.0	0	0
2007	Rutgers	13	13	62	1,232	19.9	53t	8	0	0	0.0	0	0
2008	Rutgers	12	12	87	1,371	15.8	93t	7	7	75	10.7	31t	1
College Totals		34	31	178	3,043	17.1	93t	17	7	75	10.7	31t	1

Rutgers Single-Game Highs

- Receptions - 12 (twice, last at West Virginia 10/4/08)
- Receiving Yards - 197 vs. Army (11/22/08)
- Receiving Touchdowns - 3 at Pittsburgh (10/25/08)
- Long Reception - 93t at South Florida (11/15/08)

Additional Statistics

- Passing - 1 attempt for 28 yards (2008)
- Tackles - 2 (2008)





DEFENSIVE TACKLE

72 Sen'Derrick MARKS



6'2" • 306 lbs. • Born: 2.23.87 • Auburn • D2 - 2009 • 62nd Overall
Vigor H.S. • Mobile, Ala.

COLLEGE: Sen'Derrick Marks is a great athlete who can use his agility and quickness at defensive tackle to be a force against both the run and the pass. The 6-foot-2-inch, 306-pounder declared for the NFL draft as a junior after starting 37 of 40 games during his Auburn career and recording 114 tackles with 7.5 sacks, 30 stops for losses and 10 quarterback pressures. A pair of ankle injuries hobbled him throughout the second half of his junior year, but Marks still earned second-team All-SEC recognition from the league's coaches and honorable mention from the Associated Press. Perhaps his most successful season came as a sophomore when he started all 13 games at defensive end and was named All-SEC second-team after posting a career-high 43 tackles with a pair of sacks. At the NFL Scouting Combine, Marks posted 5.0 in the 40-yard dash and a 33-inch vertical jump. The Mobile, Ala., native was selected by the Titans in the second round (62nd overall) of the 2009 NFL Draft.

TITANS TIDBITS:

- Marks' athleticism also translates to the hardwood. The 6-foot-2-inch, 306-pounder can dunk a basketball. Former Auburn head coach Tommy Tuberville saw him dunk and offered him a football scholarship on the spot.
- Marks is the oldest of eight children with the youngest being nine years old. His siblings' names are Anntranetta, Shamira, Ciera, DeAndre, Alexia, Kenneth Davis Jr. and Lakendra Davis. Most of his brothers and sisters have unique names which have no specific meaning to them. There is no specific meaning behind the name Sen'Derrick either and he often goes by the nickname Sen.
- Marks did a lot of community work with kids in college as a result of his rehabilitation services major. In the future, he wants to start a foundation that mentors juvenile delinquents and people with disabilities by providing them with role models and leadership activities.

CAREER HIGHLIGHTS:

- Against Southern Miss (9/6), collected four tackles, a quarterback hurry and 1.5 tackles for losses of minus five yards.
- Against Mississippi State (9/13), posted two tackles for losses of minus eight yards to go with four total tackles.
- Against Louisiana State (9/20), turned in strong performance with seven tackles and 1.5 sacks for minus six yards. His 1.5 sacks tied his career best set against Washington State in 2006.
- Against Arkansas (10/11), notched five tackles, a blocked PAT and a tackle for loss.

AS A JUNIOR (2008), earned second-team All-SEC recognition from the league's coaches and honorable mention from the Associated Press. Started 11 games at right defensive tackle and collected 32 tackles with two sacks for minus seven yards and a pair of quarterback pressures. Ranked second on the team and 10th in the SEC with 10 stops for losses of 34 yards.

- Against Southern Miss (9/6), collected four tackles, a quarterback hurry and 1.5 tackles for losses of minus five yards.
- Against Mississippi State (9/13), posted two tackles for losses of minus eight yards to go with four total tackles.
- Against Louisiana State (9/20), turned in strong performance with seven tackles and 1.5 sacks for minus six yards. His 1.5 sacks tied his career best set against Washington State in 2006.
- Against Arkansas (10/11), notched five tackles, a blocked PAT and a tackle for loss.

AS A SOPHOMORE (2007), received the team's Eddie Welch Attitude and Effort Award on defense by the coaching staff. Shifted to right defensive end, starting every game, despite playing most of the schedule with a hernia that required surgery after the season. Finished with a career-high 43 tackles, adding two sacks for minus 15 yards and nine stops for losses of 35 yards. Registered seven quarterback pressures, three passes defended, including an eight-yard interception return, caused and recovered a fumble and also blocked two field goals.

- Against South Florida (9/8), collected a career-high 10 tackles and blocked a field goal attempt in the third quarter.
- Against New Mexico State (9/22), notched three tackles, a tackle for loss, a fumble recovery and an interception. The pick was the first of his career and came inside the NMSU red zone. He became the first Auburn player since Karibi Dede in 2005 to notch an interception and a fumble recovery in the same game.
- At Louisiana State (10/20), enjoyed one of better games of season, recording five stops including two tackles for loss and his first sack of the season.
- At Florida (9/29), had four tackles and a team-high two tackles for loss along with a blocked field goal attempt in the win.

AS A REDSHIRT FRESHMAN (2006), received Freshman All-American first-team honors from Rivals.com and third-team recognition from The Sporting News. Also was named Freshman All-Southeastern Conference by the league's coaches. Took over right defensive tackle duties, starting all 13 games and recording 38 tackles, including 3.5 sacks for minus 13 yards, one pressure and 11 stops for losses of 32 yards. Also caused one fumble, recovered three others and deflected two passes.

- At Mississippi State (9/9), posted three tackles, a sack and forced a fumble.
- At Alabama (11/18), recorded five tackles, two fumble recoveries and a tackle for loss.
- Against Nebraska (1/1), tied for third on the

team with five tackles, including 2.5 tackles for loss in the Cotton Bowl.

AS A FRESHMAN (2005), saw action in three games and collected a tackle before he was redshirted.

- Majored in rehabilitation services.

PERSONAL:

- Single, splits time between Nashville and Mobile, Ala.
- Attended Vigor (Mobile, Ala.) High School, where he was a three-year starter playing football for head coach Kerry Stevenson.
- Helped his team reach the first round of the playoffs, as he recorded 81 tackles and 17 sacks as a senior.
- Posted 87 tackles and 11 sacks as a junior, leading the squad to the Class 6A state quarterfinals.
- Also lettered three times in basketball, averaging 15 points a game and 21 rebounds a game.
- List of favorites: (movies) "The Notebook," "88 Minutes" and "Scarface"; (TV shows) "Law and Order SVU" and "Law and Order Criminal Intent"; (actors) Al Pacino and Robert De Niro; (music artists) Rick Ross, Yolanda Adams and Mississippi State choir; (school subject) medical aspects; (car) 1996 Chevy Impala SS; (video game) EA Sports 2K Madden Football for Xbox 360; and (foods) candy yams and cornbread.
- Born Sen'Derrick Dewayne Marks on Feb. 23, 1987 in Mobile Ala.

SEN'DERRICK MARKS' COLLEGE STATISTICS

Year	Team	TACKLES								INTERCEPTIONS					FUMBLES			
		GP	GS	Tot	Solo	Asst	Sk	Yds	QB	TFL	No	Yds	Lg	TD	PD	FF	FR	SpT
2005	Auburn	3	0	1	1	0	0.0	0.0	0	0	0	0	0	0	0	0	0	0
2006	Auburn	13	13	38	26	12	3.5	13.0	1	11	0	0	0	0	2	1	3	0
2007	Auburn	13	13	43	20	23	2.0	15.0	7	9	1	8	8	0	3	1	1	0
2008	Auburn	11	11	32	15	17	2.0	7.0	2	10	0	0	0	0	2	0	0	0
College Totals		40	37	114	62	52	7.5	35.0	10	30	1	8	8	0	7	2	4	0

Auburn Single-Game Highs

Tackles - 10 vs. South Florida (9/1/07)
 Sacks - 1.5 (twice, last vs. LSU 9/20/08)
 Tackles for Loss - 2.5 (twice, last vs. Southern Miss 9/6/08)

Additional Career Statistics

Blocked FGs - 2 (2007)
 Blocked PATs - 1 (2006), 1 (2008)



Front Office

Coaching Staff

Players

MARKS

2008 Season

Records

History

Sidelines

ROOKIES

Front Office

Coaching Staff

Players

COOK


2008 Season

Records

History

Playoff History

Sidelines



TIGHT END

89 Jared COOK



6'5" • 246 lbs. • Born: 4.7.87 • South Carolina • D3a - 2009 • 89th Overall
North Gwinnett H.S. • Suwanee, Ga.

COLLEGE: Widely considered one of the top playmakers at his position coming out of college, Jared Cook provides the Titans with an impressive package of speed, athleticism and pass-catching skills. The Titans thought highly enough of him that they traded a 2010 second-round draft choice to the New England Patriots to acquire him in the third round of the 2009 NFL Draft. In a three-year career at South Carolina, Cook, who originally entered college as a wide receiver, played in 36 games (15 starts) and hauled in 73 passes for 1,107 yards (15.2 avg.) and seven touchdowns. As a junior, the Southeastern Conference coaches recognized him with first-team All-SEC honors, while the Associated Press made him a second-team All-SEC selection. He was a semifinalist for the Mackey Award, which is given to the nation's top tight end. After declaring for the draft with a year of NCAA eligibility remaining, he gained notoriety at the NFL Scouting Combine in Indianapolis, where he finished first among the tight ends in the 40-yard dash (4.49), vertical jump (41 inches) and broad jump (10 feet, 3 inches). The Suwanee, Ga., native was selected by the Titans in the third round (89th overall) of the 2009 NFL Draft.

TITANS TIDBITS:

- Cook's 41-inch vertical leap at the 2009 NFL Scouting Combine earned 100 pairs of cleats for his former high school, North Gwinnett (Ga.). Combine sponsor Under Armour Inc. offered to buy 100 new cleats for the high school alma mater of any participant who ran the 40-yard dash in 4.35 seconds, posted a 41-inch vertical or higher or did the 20-yard shuttle drill in 3.85 seconds or faster.
- His older brother, Jason, played fullback at Ole Miss from 2005-08. Jason was signed by the Baltimore Ravens as a rookie free agent in May 2009.
- On the back of his cleats, Cook writes the initials A.C. and D.R. The letters represent Ammon Craine, one of Cooke's best friends who died tragically from drowning during high school, and Dennis Roland, his high school coach and mentor who died from thyroid cancer in January 2008.

CAREER HIGHLIGHTS:

AS A JUNIOR (2008), earned first-team All-SEC recognition by league's coaches and second-team accolades from Associated Press and Rivals.com. Named one of eight semifinalists for Mackey Award, given to nation's top tight end. Appeared in 13 games with 11 starts. Ranked second on team with 37 receptions and 573 receiving yards while leading team with 15.5-yard reception average.

- Had team's two longest receptions of season—a 66-yard touchdown against Arkansas (11/8) and 63-yard reception at Ole Miss (10/4).
- In season-opener against N.C. State (8/28) scored on 13-yard reception.
- At Vanderbilt (9/4), had career-best day, recording eight receptions for 111 yards.
- Against Georgia (9/13), caught three passes for 68 yards.
- Against LSU (10/18), caught five passes for 74 yards.
- In Outback Bowl versus Iowa (1/1), scored on 10-yard reception.

AS A SOPHOMORE (2007), moved permanently to tight end and appeared in 12 games with three starts. Ranked third on squad with 30 receptions for 421 yards (second on team). His 14.0-yard receiving average was highest for any player on team with more than two receptions.

- Against Mississippi State (9/29), posted four receptions for season-high 66 yards in win.
- Logged three touchdown receptions for the season—at North Carolina (10/13), at Arkansas (11/3) and against Florida (11/10).
- Recorded 13 of his 30 receptions during three-game stretch against Tennessee (10/27), Arkansas (11/3) and Florida (11/10).
- At Tennessee (10/27), recorded season-high five receptions for 55 yards.

AS A REDSHIRT FRESHMAN (2006), split season between tight end and wide receiver. Saw action in 12 games and caught six passes for 113 yards, an average of 18.8 yards per catch.

- Against Wofford (9/16), earned first collegiate start, getting nod at tight end.
- Against Auburn (9/28), caught his first career touchdown pass—a 25-yarder from Syvelle Newton.
- Redshirted in 2005.
- Majored in retail.

PERSONAL:

- Single, splits time between Nashville and Suwanee, Ga.
- Attended North Gwinnett (Ga.) High School, where he played receiver and free safety. As senior, caught 32 passes for 800 yards and 10 touchdowns. Named first-team All-Conference, All-State and Super 11 Team selection by The Atlanta Journal Constitution. Rated 24th-best player in Georgia and 40th-best wide receiver in country by Rivals.com.
- Also played basketball and earned All-Conference and All-State honors.

- During high school, his AAU basketball team, the Georgia Stars, won a national championship.
- List of favorites: (movie) "Antwone Fisher"; (TV show) "SportsCenter"; (actors) Derek Luke and Halle Berry; (music artist) T.I.; (school subject) science; (car) S 550 Mercedes; (video game) Call of Duty: World at War; (food) Italian food; and (sports hero) Jerry Rice.
- Born Jared Alan Cook on April 7, 1987 in Birmingham, Ala.

JARED COOK'S COLLEGE STATISTICS

Year	Team	GP	RECEIVING				Avg	Lg	TD
			GS	No	Yds				
2006	S. Carolina	11	1	6	113	18.8	26	1	
2007	S. Carolina	12	3	30	421	14.0	31	3	
2008	S. Carolina	13	11	37	573	15.5	66t	3	
College Totals		36	15	73	1,107	15.2	66t	7	

South Carolina Single-Game Highs

- Receptions - 8 at Vanderbilt (9/4/08)
- Receiving Yards - 111 at Vanderbilt (9/4/08)
- Receiving Touchdowns - 1 (seven times, last vs. Iowa 1/1/09)
- Long Reception - 66t vs. Arkansas (11/8/08)



CORNERBACK

29 Ryan MOUTON



5'9" • 187 lbs. • Born: 9.23.86 • Hawaii • D3b - 2009 • 94th Overall
Katy H.S. • Houston, Texas

COLLEGE: Ryan Mouton is a quick cornerback that possesses excellent leaping ability and above average strength. He will compete for playing time as a rookie in defensive sub-packages for the Titans and has the ability to contribute on special teams given his return skills. Mouton played two seasons at the University of Hawaii after beginning his collegiate career at Blinn Junior College in Texas. The 5-foot-9-inch, 187-pounder appeared in 24 games with 13 starts for the Warriors and collected 49 tackles, two sacks, three interceptions, 17 passes defended and three forced fumbles. He also returned 38 kickoffs for 928 yards and two touchdowns. Mouton was a first team All-American in his final season at Blinn Junior College and led his team to the 2006 National Championship. The Houston, Texas, native was selected by the Titans in the third

round (94th overall) of the 2009 NFL Draft.

TITANS TIDBITS:

- Mouton got acclimated to Hawaiian island life by taking Samoan classes while in school.
- Mouton is a good friend of former Hawaii and current Miami Dolphins wide receiver Davone Bess. They were roommates during Mouton's junior season at Hawaii.
- Mouton's family has strong ties to the ministry: his grandfather, Roland, Sr., his father, Ronald, and his father's twin brother, Roland, Jr., all are local pastors. Mouton has an interest in following in their footsteps after his playing career.
- While in college, Mouton worked at Hawaii Speed and Quickness, a local strength and training outfit that works with young athletes.

CAREER HIGHLIGHTS:

AS A SENIOR (2008), named to All-WAC first team as a cornerback. Started all 13 games - eight at cornerback, three at free safety and two as a wide receiver. Notched 43 tackles, including six tackles for loss, an interception and eight pass breakups. Totaled eight receptions for 71 yards as a receiver. Also excelled as a kickoff returner with 24 returns for 514 yards and a touchdown.

- At Fresno State (10/4), returned seven kickoffs for 186 yards, including a 90-yard return for a touchdown.
- Against Nevada (10/25), started at wide receiver and totaled five receptions for 58 yards.
- At New Mexico State (11/8), registered three tackles, a tackle for loss and an interception which he returned 91 yards for a touchdown.

AS A JUNIOR (2007), appeared in 11 games as backup cornerback and first-string nickel back. Amassed 26 total tackles, including three tackles for loss, two interceptions and seven pass breakups. Also saw time at kickoff returner and averaged 29.6 yards on 14 kickoffs, which ranked fifth nationally.

- At UNLV (9/15), collected his first collegiate interception and returned it 40 yards for a touchdown.
- Against Charleston Southern (9/22), returned three kickoffs for 149 yards, including a 90-yard kickoff return for a score.
- Against Fresno State (11/10), collected five solo tackles, two tackles for loss, a four-yard sack and a forced fumble.
- Against Boise State (11/23), posted two tackles and broke up a career-best four passes.

AS A SOPHOMORE (2006), attended Blinn College in Brenham, Texas and was named a first-team NJCAA All-American. Was voted team's most outstanding defensive player and helped Blinn to a perfect 12-0 record and the JC Gridwire 2006 National Championship by recording five interceptions and returning two of those for touchdowns. Also returned two kickoffs for touchdowns.

AS A FRESHMAN (2005), played in 10 games with two starts during his initial season at Blinn Junior College and registered four interceptions.

- Majored in sociology at Hawaii.

PERSONAL:

- Single, splits time between Nashville and Houston, Texas.
- Attended Katy High School in Texas and led the team to the Texas 5A Division II championship. Starred on both sides of the ball as a wide receiver and cornerback in Katy's championship season and was an all-area selection, all-state selection and Texas Top 100 pick as a senior.
- Also lettered in track and field, running the 100-meter dash.
- List of favorites: (movie) "The Boondock Saints"; (TV show) "Family Guy"; (actor) Chris Tucker; (music artists) local Houston rap artists; (school subject) math; (car) Range Rover; (book) The Bible; (video game) NBA 2K; (sports hero) Deion Sanders; and (food) soul food.
- Born Ryan Keith Mouton on Sept. 23, 1986 in Houston, Texas.

RYAN MOUTON'S COLLEGE STATISTICS

Year	Team	TACKLES						INTERCEPTIONS				FUMBLES			
		GP	GS	Tot	Solo	Asst	Sk	Yds	TFL	No	Yds	Lg	PD	FF	FR
2007	Hawaii	11	0	26	18	8	1.0	4.0	3	2	59	40t	9	1	0
2008	Hawaii	13	13	43	31	12	1.0	7.0	6	1	91	91t	8	2	1
College Totals		24	13	69	49	20	2.0	11.0	9	3	150	91t	17	3	1

Note: Mouton played at Blinn Junior College from 2005-06

KICKOFF RETURNS

Year	Team	No	Yds	Avg	Lg	TD
2007	Hawaii	14	414	29.6	90t	1
2008	Hawaii	24	514	21.4	90t	1
College Totals		38	928	24.4	90t	2

Hawaii Single-Game Highs

Tackles - 7 (twice, last vs. Notre Dame 12/24/08)
 Sacks - 1 (twice, last vs. San Jose State 9/27/08)
 Interceptions - 1 (three times, last at New Mexico State 11/8/08)
 Long Interception - 91t at New Mexico State (11/8/08)

Kickoff Returns

Returns - 4 (twice, last at Florida 8/30/08)
 Return Yards - 149 vs. Charleston Southern (9/22/07)

Long Kickoff Return - 90 (twice, last at Fresno State 10/4/08)

Offense

Pass Receptions - 5 vs. Nevada (10/25/08)

Additional Hawaii Statistics

Receptions - 8 for 71 yards (2008)
 Rushing - 2 for 0 yards (2008)



LINEBACKER

51 Gerald
McRATH


6'3" • 231 lbs. • Born: 6.16.86 • Southern Mississippi • D4a - 2009 • 130th Overall
 McEachern H.S. • Powder Springs, Ga.

COLLEGE: Gerald McRath will have the opportunity in 2009 to add depth to the linebacking corps and contribute immediately on special teams. At the University of Southern Mississippi, he gained a reputation as an intelligent and athletic leader with a knack for tackling. McRath started 25 of 36 career games for the Golden Eagles, including 21 starts at middle linebacker and four at strong-side linebacker. He posted 386 career tackles, ranking third in USM history and eighth on the Conference USA record list. His tackle total ranked third among active major college players at the conclusion of 2008. Additionally, McRath's career statistics included 32.5 tackles for loss, eight sacks, one interception, seven passes defended, six forced fumbles and three fumble recoveries. In 2007, he was the Conference USA Defensive Player of the Year, and he followed that by earning first-team All-Conference USA honors in 2008. He had one year of NCAA eligibility remaining when he declared for the NFL Draft. At the NFL Scouting Combine, he ran the 40-yard dash in 4.49 seconds, the fastest time among all linebackers. McRath was selected by the Titans in the fourth round (130th overall) of the 2009 NFL Draft.

TITANS TIDBITS:

- Although he attended Southern Miss for five years, McRath had one year of NCAA eligibility remaining when he declared for the NFL Draft in 2009. After redshirting as a true freshman, he suffered a season-ending injury in the second game of the 2006 season and was granted a medical redshirt. Having already received his degree in sports administration, he decided to go to the NFL after the 2008 season.
- McRath considers himself a cartoon aficionado. Among many favorites, he's particularly a fan of SpongeBob SquarePants.
- McRath is no stranger to hard work. He was a cashier at a Winn-Dixie supermarket from ninth to 11th grade, spent two summers in college unloading trucks at Lowe's and spent another summer working at a car auction in Hattiesburg.

CAREER HIGHLIGHTS:

AS A JUNIOR (2008), earned All-Conference USA first-team honors from league's coaches. Started all 13 games at middle linebacker, leading league and ranking 10th in nation with average of 10.54 tackles per game. Led team for third consecutive year with 137 tackles and added 1.5 sacks, two quarterback pressures, 9.5 tackles for loss (second on squad), two forced fumbles, two fumble recoveries and two passes defended. His 10.5 tackles per game led league and tied for 10th nationally.

- At Rice (10/18), set season high with 19 tackles.
- At Memphis (10/25), posted 16 tackles, including two tackles for loss.
- Against Troy in New Orleans Bowl (12/21), totaled 11 tackles and one sack in 19th career contest with 10 or more stops.

AS A SOPHOMORE (2007), named Conference USA Defensive Player of the Year by both coaches and media. Had 139 total tackles with 12 tackles for loss, 4.5 sacks, two passes defended and one force fumble.

- Had double-digit tackles seven times, including career-best 21 stops against Central Florida (10/28). Tackle total versus UCF ranked third in school history for single game.
- At East Carolina (9/15), earned C-USA Defensive Player of the Week honors for his 14-tackle performance against the Pirates.
- Against Arkansas State (11/24), recorded 17-tackle performance with one sack.
- Against Cincinnati in PapaJohns.com Bowl (12/22), tallied eight tackles, two tackles for loss and one sack.

IN A SECOND REDSHIRT FRESHMAN SEASON (2006), named to Freshman All-American team by The Sporting News and Football Writers Association. Added All-Conference USA third-team and Freshman All-CUSA first-team accolades. Started nine of 14 games, including last seven contests at middle linebacker. Led team with 104 total tackles, added two sacks for minus 14 yards and finished third on squad with 11 tackles for loss. Forced two fumbles and deflected one pass.

- Named Defensive Player of the Week by coaching staff following performances against

Front Office

Coaching Staff

Players

McRATH

2008 Season

Records

History

Sidelines

ROOKIES

Front Office

Coaching Staff

Players

McRATH

2008 Season

Records

History

Playoff History

Sidelines

- Tulsa (10/3), UAB (11/18) and Houston (12/1).
- Notched six games with 10 or more stops, including season-high 15 tackles at Houston (12/1).
- In GMAC Bowl against Ohio (1/7), tallied game-high 13 total tackles, including three tackles for loss.

AS A REDSHIRT FRESHMAN (2005), started team's first two games against Alabama (9/10) and McNeese State (9/17) at strong-side linebacker before being granted medical hardship.

- Against Alabama (9/10), in first career game, scored team's first touchdown of season on 32-yard interception return off Brodie Croyle and added six tackles, forced fumble and recovery and pass deflection.
- Against McNeese State (9/17), suffered season-ending knee injury.
- Redshirted in 2004.
- Received degree in December 2007 in sports administration

PERSONAL:

- Single, splits time between Nashville and Powder Springs, Ga.
- At McEachern (Powder Springs, Ga.) High School, named to Marietta Daily Journal

Dynamite Dozen, Cobb County Super 11 by Atlanta Journal Constitution's Georgia Top 50 and received a two-star (5.2) rating by Rivals.com. Listed as 32nd-best player in Georgia by Super Prep. As senior, McRath recorded 85 total tackles, three stops behind line of scrimmage, two fumble recoveries, one forced fumble, five quarterback pressures and one interception.

- As wrestler, won first place in 189-pound division as junior, and team won state titles in 2002 and 2003.
- Also participated in track (200m, 100m, 4x100m) and spent one season on baseball team.
- At Southern Miss, served as representative on Student Athletes Advisory Committee.
- The son of Karla and Victor Bush, he has one younger sister, Victoria.
- List of favorites: (movie) "Transformers"; (TV show) "SpongeBob SquarePants"; (actors) Will Smith and Halle Berry; (music artists) T-Pain and The Jackson 5; (school subject) math; (car) Cadillac CTS; (video game) Guitar Hero; (author) Shel Silverstein; (food) pasta; and (sports hero) Michael Jordan.
- Born Gerald Devondrick McRath on June 16, 1986 in Austell, Ga.


GERALD McRATH'S COLLEGE STATISTICS

Year	Team	TACKLES								INTERCEPTIONS					FUMBLES			
		GP	GS	Tot	Solo	Asst	Sk	Yds	OBP	TFL	No	Yds	Lg	TD	PD	FF	FR	SpT
2005	S. Miss.	2	2	6	5	1	0.0	0.0	0	0.0	1	32	32t	1	1	1	1	NA
2006	S. Miss.	14	9	104	59	45	2.0	14.0	0	11.0	0	0	0	0	1	2	0	NA
2007	S. Miss.	13	12	139	72	67	4.5	47.0	0	12.0	0	0	0	0	3	1	0	NA
2008	S. Miss.	13	13	137	78	59	1.5	7.0	2	9.5	0	0	0	0	2	2	2	NA
College Totals		42	36	386	214	172	8.0	68.0	2	32.5	1	32	32t	1	7	6	3	NA

Southern Miss. Single-Game Highs

- Tackles - 21 vs. Central Florida (10/28/07)
- Sacks - 1 (six times, last at Troy 12/21/08)
- Tackles for Loss - 3 vs. Alabama-Birmingham (11/18/06)
- Interceptions - 1 at Alabama (9/10/05)





TACKLE/GUARD

70 Troy
KROPOG


6'6" • 309 lbs. • Born: 7.31.86 • Tulane • D4b - 2009 • 135th Overall
 Archbishop Rummel H.S. • Metairie, La.

COLLEGE: Troy Kro Pog is a quick, agile offensive lineman that possesses good size and an outstanding work ethic. The 6-foot-6-inch, 309-pounder has the ability to play both tackle and guard in the NFL and will compete for a reserve role with the Titans in training camp. A three-year starter at left tackle for the Green Wave, Kro Pog started 36 career games and his blocking consistency grade of 84.9 percent as a starter was the best of any down lineman in the Conference USA ranks during his career. He served as a team captain as a senior and led all Conference USA offensive linemen with 14 touchdown-resulting blocks and an 87.3 percent grade for blocking consistency. As a junior in 2007, Kro Pog helped pave the way for current Chicago Bears running back Matthew Forté when he posted more than 2,000 rushing yards. The Metairie, La., native was selected by the Titans in the fourth round (135th overall) of the 2009 NFL Draft.

TITANS TIDBITS:

- Kro Pog is a long-time friend of current Chicago Bears safety Craig Steltz. The two of them grew up playing football together from the age of 10 until they went their separate ways to college.
- Kro Pog is familiar with the Nashville area having spent two months prior to the NFL Combine at D1 Sports Training in Franklin, Tenn.
- Kro Pog and his family used to vacation in Gatlinburg, Tenn., during his childhood. His family was introduced to the area when he 11 years old, after Kro Pog played in a youth all-star game during Thanksgiving weekend. The family enjoyed the area so much that they made Gatlinburg an annual destination spot for the next five to six years.

CAREER HIGHLIGHTS:

AS A SENIOR (2008), named second-team All-American and first-team All-Conference USA by The NFL Draft Report. Also received second-team Conference USA midseason accolades from The Sporting News. One of the team's offensive captains, he started all 12 games at left

tackle and led the conference with an 87.33 percent grade for blocking consistency while also pacing the league with 14 touchdown resulting blocks.

- What makes his 14 touchdown-resulting blocks even more impressive is the fact that the Green Wave scored only 24 touchdowns in 2008 (responsible for 58.33 percent of those scores). Only Eugene Monroe of Virginia (69.57 percent; 16 of 23 touchdowns) registered a better percentage of touchdown-resulting blocks for their team among the nation's offensive linemen.
- Allowed just two sacks and no pressures on 409 pass plays while helping the Green Wave offense average 339.7 yards of total offense per game.
- Produced a league season-record four games with grades of at least 90 percent, topping the old annual record of three that was first set in 1997 by Houston center Ben Fricke.

AS A JUNIOR (2007), named an All-Conference USA second-team selection by The NFL Draft Report and earned honorable mention from the league's media and coaches. Started 10 games at left tackle, sitting out the Alabama-Birmingham clash with a shoulder sprain and coming off the bench against Rice as the team opened with two tight ends and four down linemen.

- Registered 89 knockdowns, producing 15 blocks down field and 18 other blocks that resulted in Green Wave touchdowns, grading 87.18 percent for blocking consistency.
- Part of an offense that ranked 20th in the nation, averaging 201 yards per game on the ground and helped open holes so that the running attack generated 1,619 of its 2,412 yards over the left side of the line.

AS A SOPHOMORE (2006), took over left tackle duties, starting all 12 games. Was a part of a unit that saw the offense average 338.7 yards per game.

- Delivered 73 individual knockdowns, including six touchdown resulting blocks and eight blocks down field.
- Led all Green Wave down linemen with a 78.83 percent grade for blocking consistency.

Front Office

Coaching Staff

Players

KROPOG

2008 Season

Records

History

Sidelines

ROOKIES

Front Office

Coaching Staff

Players

KROPOG/
RINGER

2008 Season

Records

History

Playoff History

Sidelines

AS A REDSHIRT FRESHMAN (2005), appeared in the team's first eight games, playing mostly as a reserve left offensive tackle. Was pressed into starting duty on the right side against Houston and Marshall. Did not play in the Rice, Tulsa and Southern Mississippi games, but saw considerable action with the first unit in the Southern Methodist and Southeastern Louisiana contests.

- Finished with 28 knockdowns and three touchdown-resulting blocks while participating in 304 plays.

- Against Houston, recorded an assisted tackle during a brief appearance on defense.

AS A FRESHMAN (2004), was redshirted for the season and saw action on the scout team.

- Originally joined the team as a 260-pound freshman, but added over 25 pounds to his frame in the offseason prior to the 2005 campaign.

- Majored in humanities at Tulane.

PERSONAL:

- Single, splits time between Nashville and Metairie, La.

- Attended Archbishop Rummel (Metairie, La.) High School and was a two-year starter at left tackle.

- Member of the prestigious Clarion-Herald Elite Catholic Schools squad, adding All-District 10 first-team honors as a senior. Led the team to the 2003 Class 5A District 10 championship and a berth in the state quarterfinals.

- In 2002, he helped Rummel advance to the state semifinals after taking the district crown. The team also captured the district title in 2001.

- In addition to football, he also lettered in track, where he was a state finalist in the shot put his junior year after winning the district title and finishing second in the regionals.

- Selected as a two-time Beta Honor Roll recipient and was a member of the 2003 All-State Academic squad. Listed in the "Who's Who Among American High School Students" for 2002-03.

- List of favorites: (movie) "Big Trouble in Little China"; (TV show) "It's Always Sunny in Philadelphia"; (actor) Kurt Russell; (music artist/group) Rise Against; (school subject) literature; (car) Ford Shelby GT 500; (author) Orson Scott Card; (video game) SOCOM; (sports hero) discus thrower Brian "The Big O" Oldfield; and (food) steak.

- Born Troy Michael Kropog on July 31, 1986 in Metairie, La.

KROPOG'S COLLEGE STATISTICS

Year	Team	GP	GS
2005	Tulane	8	2
2006	Tulane	12	12
2007	Tulane	11	10
2008	Tulane	12	12
College Totals		43	36



Starts Breakdown: 2005: RT 2; 2006: LT 12; 2007: LT 10; 2008: LT 12



RUNNING BACK

3 JAVON RINGER



5'9" • 205 lbs. • Born: 2.2.87 • Michigan State • D5 - 2009 • 173rd Overall
Chaminade-Julienne H.S. • Dayton, Ohio

COLLEGE: Javon Ringer enters the NFL in 2009 having thoroughly proved himself at the highest level of collegiate competition. At Michigan State, he spent four years solidifying his status as one of the top offensive players in Spartans history, a running back with workhorse pedigree as well as big-play capabilities. In 45 career games (26 starts), he became the school's second all-time leading rusher and the Big Ten Conference's 10th all-time leading rusher with 4,398 yards, trailing only Lorenzo White (4,887) in MSU history. Ringer reached the 100-yard

rushing mark 19 times in his career, a total surpassed only by White (23) in school annals. Ringer's 843 carries also ranked second behind White (1,082), and his 34 rushing touchdowns ranked fourth in school history. With an additional 719 receiving yards and 309 kickoff return yards, Ringer became the school's career leader with 5,426 career all-purpose yards. In 2008, he earned first-team Associated Press All-America honors after ranking sixth in school history in rushing yards (1,447), second in carries (390), first in touchdowns (22) and third

in all-purpose yards (2,051). At the NFL Scouting Combine, just five weeks after knee surgery, he ran the 40-yard dash in 4.56 seconds, recorded a 34-inch vertical jump and bench pressed 225 pounds 23 times. The Titans selected him in the fifth round (173rd overall) of the 2009 NFL Draft.

TITANS TIDBITS:

- He is the youngest of nine children in his family.
- Ringer's upbringing provided him with two great examples of faith. His father, Eugene, is a pastor at Faith Temple Pentecostal Church of God in Dayton, and his mother, Darlene, is both a minister at the church and an accountant.
- Ringer became the second Michigan State player to lead the team in rushing for four consecutive seasons. The only other player to do so was Lorenzo White, a former first-round draft choice of the Houston Oilers, who ranks third in team history in rushing yards.

CAREER HIGHLIGHTS:

AS A SENIOR (2008), was Doak Walker Award finalist, first-team Associated Press All-American, Walter Camp All-American, second-team Sporting News All-American, consensus All-Big Ten selection and recipient of Governor's Award (team MVP). Ranked fourth in NCAA FBS with 1,637 rushing yards (125.9 per game) and led nation in scoring (10.15 points per game), rushing touchdowns (22) and rushing attempts (390). Led Big Ten and ranked 15th in country with 2,051 all-purpose yards (157.8 per game), including 28 receptions for 190 yards (6.8 avg.). Ran for over 100 yards in seven contests, including pair of 200-yard games.

- At Cal (8/30), set career high with 102 kickoff return yards and added 81 rushing yards.
- Against Eastern Michigan (9/6), scored career-high five rushing touchdowns, representing second-best single-game total in school history. Totaled 135 yards on 34 carries.
- Against Florida Atlantic (9/13), rushed for career-high 282 yards, posting fourth-highest single-game rushing total in school history. Added two touchdowns on 43 carries. All-purpose yardage total of 309 yards was second most in school history.
- Against Notre Dame (9/20), named Big Ten Offensive Player of the Week for third consecutive week after rushing for 201 yards on 39 carries (5.2 avg.) with two touchdowns. Became first Spartan to record back-to-back 200-yard rushing games.
- At Indiana (9/27), set career high with 44 carries (tied fourth in school history) for 198

yards.

- In victory at Michigan (10/25), rushed for 194 yards and two touchdowns on 37 carries (5.2 avg.), including season-long 64-yard touchdown run.
- On Senior Day against Purdue (11/8), rushed for 121 yards, his seventh 100-yard game of season, on 32 carries in final home game.
- In Capital One Bowl against Georgia (1/1), scored touchdown to establish MSU single-season records for touchdowns (22) and points scored (132).

AS A JUNIOR (2007), named second-team All-Big Ten Conference by league's coaches and media, adding team MVP honors. Ranked fourth among Big Ten rushers with 1,447 yards on 245 attempts (5.9 avg), including six touchdown carries. Was second on squad with 35 receptions for 295 yards (8.4 avg). Ranked fifth in league while leading Spartans with 1,742 all-purpose yards (134.0 per game). Had seven 100-yard rushing games.

- At Notre Dame (9/22), began string of four consecutive 100-yard performances with 144 yards on 26 carries.
- At Wisconsin (9/29), posted 145 yards on 10 carries and set career highs with seven receptions and 88 receiving yards.
- Against Northwestern (10/6), rushed 12 times for 185 yards and set season high with three touchdowns, including career-long 80-yarder. Added 54 receiving yards.
- Against Indiana (10/13), set season and then-career high with 203 rushing yards and two touchdowns on 29 carries.
- In Champs Sports Bowl against Boston College (12/28), paced team with 101 yards on 21 carries.

AS A SOPHOMORE (2006), played eight games (five starts) and led team with 497 rushing yards on 86 carries (5.8 avg.). Totaled 678 all-purpose yards. Earned Biggie Munn Award as team's Most Inspirational Player.

- Against Idaho (9/2), registered 70 rushing yards and one touchdown in first career start.
- Put up two 100-yard games: 130 yards against Eastern Michigan (9/9) and 156 yards at Pittsburgh (9/16).

AS A FRESHMAN (2005), earned Freshman All-America honorable mention from The Sporting News, adding Freshman All-Big Ten first-team honors. In 11 games (no starts), led team with 122 carries for 817 yards (6.7 avg.) and five touchdowns, second-best season total by Spartans freshman. Registered 955 all-purpose yards, including 138 receiving yards.

- Totaled four touchdowns in first two career games, scoring once against Kent State (9/3)

ROOKIES

and three times against Hawaii (9/10).

- At Illinois (9/24), set season high with 194 yards on 13 carries.
- Added triple-digit efforts with 104 yards against Northwestern (10/22) and 109 yards against Indiana (10/29).
- Majored in sociology.

PERSONAL:

- Splits time between Nashville and Dayton, Ohio.
- At Chaminade-Julienne (Dayton, Ohio) High School, was three-time All-Ohio selection and amassed 6,184 yards and 81 touchdowns in 33 games. Was Super Prep All-American selection as senior and rated among nation's top running backs by Rivals.com (18th), Super Prep (29th) and College Football News (31st). Named to

All-Midwest team by Super Prep, Prep Football Report and Prep Star.

- As high school senior, rushed for 1,790 yards and 21 touchdowns in just seven contests.
- Also lettered in track, producing personal best 10.6-second 100-meter dash.
- At Michigan State, was actively involved in MSU Multicultural Program, Academic Gladiators and MSU Child Development Lab.
- List of favorites: (TV show) "The Fresh Prince of Bel Air"; (music) gospel and classic R&B; (school subject) math; (car) Chevy Monte Carlo; (video game) Dragon Ball Z; and (food) fried chicken.
- Born Javon Eugene Ringer on Feb. 2, 1987 in Dayton, Ohio.

JAVON RINGER'S COLLEGE STATISTICS

Year	Team	RUSHING					RECEIVING						
		GP	GS	Att	Yds	Avg	Lg	TD	No	Yds	Avg	Lg	TD
2005	Michigan St.	11	0	122	817	6.7	59	5	19	138	7.3	25	0
2006	Michigan St.	8	5	86	497	5.8	71	1	14	96	6.9	26t	1
2007	Michigan St.	13	8	245	1447	5.9	80t	6	35	295	8.4	28	0
2008	Michigan St.	13	13	390	1637	4.2	64t	22	28	190	6.8	17	0
College Totals		45	26	843	4398	5.2	80t	34	96	719	7.5	28	1

KICKOFF RETURNS

Year	Team	No	Yds	Avg	Lg	TD
2006	Michigan St.	4	85	21.3	23	0
2007	Michigan St.	0	0	0.0	0	0
2008	Michigan St.	11	224	20.4	33	0
College Totals		15	309	20.6	33	0

Michigan State Single-Game Highs

Attempts - 44 vs. Indiana (9/27/08)
 Rushing Yards - 282 vs. Florida Atlantic (9/13/08)
 Rushing Touchdowns - 5 vs. Eastern Michigan (9/6/08)
 Long Rush - 80t vs. Northwestern (10/6/07)

Receiving

Receptions - 7 vs. Wisconsin (9/29/07)
 Receiving Yards - 88 vs. Wisconsin (9/29/07)
 Long Reception - 28 vs. Alabama-Birmingham (9/1/07)

Kickoff Returns

Kickoff Return Yards - 102 vs. Cal (8/30/08)

Additional Statistics

Career All-Purpose Yards - 5,426 (120.6 ypg)





CORNERBACK

30 Jason McCOURTY



6'0" • 193 lbs. • Born: 8.13.87 • Rutgers • D6a - 2009 • 203rd Overall
St. Joseph's H.S. • Nyack, N.Y.

COLLEGE: Jason McCourty is a fast, athletic cornerback with considerable upside making him the ideal sixth-round draft choice for the Titans. The 6-foot, 193-pounder will compete for a reserve spot in the secondary and on special teams coverage units as a rookie. McCourty enjoyed a strong four-year career at Rutgers, starting his final three seasons at cornerback. As a senior, he was named a team captain and led the Scarlet Knights with two interceptions. McCourty also assumed kickoff return duties in his final collegiate season and was second in the Big East with a 26.2 yards per return average. In 2007, he started all 13 games and totaled 44 tackles and a team-high 12 passes defended. The Nyack, N.Y., native was selected by the Titans in the sixth round (203rd overall) of the 2009 NFL Draft.

TITANS TIDBITS:

- McCourty played the last three seasons at Rutgers with his identical twin brother, Devin. The duo held down the starting cornerback spots for Scarlet Knights each of the past two years. Devin previously redshirted and will be a senior at Rutgers in 2009. They also have an older brother, Larry.
- McCourty is very familiar with Titans' first round draft pick Kenny Britt. The Rutgers teammates went head-to-head with one another at practice during the last three seasons.
- McCourty excelled off the field at Rutgers as he was a semifinalist for the prestigious Vincent dePaul Draddy Trophy given to the college football player with the best combination of academics, community service and on-field performance. He was also named an ESPN The Magazine Academic All-District first-team member.

CAREER HIGHLIGHTS:

- AS A SENIOR (2008),** was named a captain and started all 13 games at cornerback. Totaled 52 tackles, a team-best two interceptions, six passes defended and a fumble recovery. Also assumed kickoff return duties and was second in the Big East with a 26.2 yards per return average in conference games.
- Against Connecticut (10/18), posted a season-

best eight tackles and broke up a pass against the Huskies. Also saw first career action as a kick returner.

- At Pittsburgh (10/25), matched his career-high with nine tackles, including seven solo stops and broke up a pass.
- At South Florida (11/15), collected his first career interception and returned it 30 yards for a touchdown. Also recovered a fumble, had five tackles and returned a kickoff a career-long 59 yards to set up a touchdown.
- Against Louisville (12/4), notched three tackles and returned a pair of kickoffs for 62 yards, including a 44-yarder.

AS A JUNIOR (2007), totaled 44 tackles, including three tackles for loss and a team-best 12 passes defended in his second full year as the starter at cornerback. Tabbled a preseason second-team All-Big East selection by Lindy's and third-team pick by Athlon.

- Against Norfolk State (9/15), had a pair of stops to go along with three passes defended.
- Against Maryland (9/29), posted a season-best eight tackles, including 1.5 tackles for loss.
- Against Ball State (1/5), collected three pass breakups and six tackles in the International Bowl victory.

AS A SOPHOMORE (2006), earned a starting corner spot in preseason and played in 12 games. Finished eighth on the team with 45 tackles and posted four tackles for loss, two passes defended and a fumble recovery. Started seven games, including the last six of the season.

- At North Carolina (9/2), recorded a team-high six solo tackles and broke up a pass in the season opener.
 - At South Florida (9/29), broke up a pass in the end zone on a two-point conversion to seal the win.
 - Against Connecticut (10/29), tallied a career-best nine tackles, including four solo stops in win.
 - Against Kansas State (12/28), five solo stops and two tackles for loss in Texas Bowl victory.
- AS A FRESHMAN (2004),** played in nine games as a true freshman, including the Insight Bowl, and appeared primarily on special teams. Posted nine tackles, including six solo stops.
- At Connecticut (10/22), registered a season-

Front Office

Coaching Staff

Players

McCOURTY

2008 Season

Records

History

Sidelines

ROOKIES

Front Office

Coaching Staff

Players

McCOURTY/
EDISON

2008 Season

Records

History

Playoff History

Sidelines

high four tackles.

- Majored in information technology at Rutgers.

PERSONAL:

- Single, splits time between Nashville and Nanuet, N.Y.
- Attended St. Joseph's (Montvale, N.J.) High School and earned All-State recognition from the Newark Star-Ledger and the Associated Press and All-League honors as a senior.
- Named an All-Parochial pick as both a junior and senior. Named to MSG High School Heisman Team. Helped New York team to victory in the 2005 Governor's Bowl.
- As a senior, carried the ball 94 times for 1,083 yards, averaging a school-record 11.5 yards per carry. Also posted 15 catches for 407 yards, an average of 27.8 per catch. Accounted for 25 touchdowns for St. Joseph's, which finished the season at 11-1 including a 42-8 win over Pope

John in the Parochial Group III Final at Rutgers Stadium.

- Also played defensive back, returning an interception 81 yards for a touchdown against Paterson Eastside.
- Ranked as the 38th-best player in New Jersey by Scout.com.
- Also played basketball for four seasons and was the starting guard on a 26-2 team that won the county championship as a junior. As a senior was named second-team All-County.
- List of favorites: (movie) "Hitch"; (TV show) "King of Queens"; (actor) Jamie Foxx; (music artist/group) Jadakiss; (school subject) math; (car) Nissan Altima which he currently drives; (video game) NCAA College Football; (sports hero) Penny Hardaway; and (food) shrimp.
- Born Jason McCourty on Aug. 13, 1987 in Nyack, N.Y.

JASON McCOURTY'S COLLEGE STATISTICS

Year	Team	TACKLES							INTERCEPTIONS					FUMBLES		
		GP	GS	Tot	Solo	Asst	Sk	Yds	TEL	No	Yds	Lg	TD	PD	FF	FR
2005	Rutgers	9	0	9	6	3	0.0	0.0	0.0	0	0	0	0	0	0	0
2006	Rutgers	12	7	45	29	16	0.0	0.0	4.0	0	0	0	0	2	0	1
2007	Rutgers	13	13	44	29	15	0.0	0.0	3.0	0	0	0	0	12	0	0
2008	Rutgers	13	13	52	33	19	0.0	0.0	0.5	2	30	30t	1	6	0	1
College Totals		47	33	150	97	53	0.0	0.0	7.5	2	30	30t	1	20	0	2

KICKOFF RETURNS

Year	Team	No	Yds	Avg	Lg	TD
2005	Rutgers	0	0	0.0	0	0
2006	Rutgers	0	0	0.0	0	0
2007	Rutgers	0	0	0.0	0	0
2008	Rutgers	17	438	25.8	59	0
College Totals		17	438	25.8	59	0

Rutgers Single-Game Highs

Tackles - 9 (twice, last vs. Pittsburgh 10/25/08)
 Interceptions - 2 at South Florida (11/15/08)
 Long Interception - 30t at South Florida (11/15/08)

Kickoff Returns

Kickoff Returns - 5 vs. Pittsburgh (10/25/08)
 Kickoff Return Yards - 97 vs. Pittsburgh (10/25/08)
 Long Kickoff Return - 59 vs. South Florida (11/15/08)



WIDE RECEIVER

19 Dominique EDISON



6'2" • 204 lbs. • Born: 7.16.86 • Stephen F. Austin • D6b - 2009 • 206th Overall
 San Augustine H.S. • San Augustine, Texas

COLLEGE: Endowed with exceptional speed and size for a wide receiver, Dominique Edison joins the Titans as a rookie with a chance to add depth to a young receiving corps. The sixth-round draft choice exited Stephen F. Austin as one of the most productive wideouts in college

football. In 44 career games (32 starts), including seven 100-yard performances, he totaled 182 receptions for 2,697 yards and 28 touchdowns. He finished his career ranked first in school history in receptions and second in touchdown receptions and receiving yards. In

Southland Conference history, he ranks second in career receptions and second in touchdown receptions. He collected the majority of his statistics as a senior, when he set a school record with 67 catches for 1,016 yards and ranked second in the nation with 18 touchdown receptions. In pre-draft workouts, the 6-foot-2 receiver was timed in the 40-yard dash in 4.36 seconds. The San Augustine, Texas, native was selected by the Titans in the sixth round (206th overall) of the 2009 NFL Draft.

TITANS TIDBITS:

- A four-sport athlete in high school, Edison won the Texas 2A title in 2004 in the 200-meter dash.
- Edison spent a large amount of his time during college working at the Boys & Girls Club of Nacogdoches.
- Edison says his most memorable college football moment occurred during his sophomore campaign, when he helped Stephen F. Austin defeat Northwestern State to capture the Chief Caddo Trophy, considered the largest trophy in all of sports.
- Edison became the 25th all-time Lumberjack to be drafted in the NFL and the first since 2002, joining the likes of kicker Mark Moseley, running back Larry Centers and linebacker Jeremiah Trotter.

CAREER HIGHLIGHTS:

AS A SENIOR (2008), started all 12 games and set school record with 67 receptions. Yardage total of 1,016 yards marked fourth 1,000-yard season by receiver in school history. Averaged 15.2 yards per reception and 84.7 yards per game (fourth in conference). Recorded four 100-yard receiving games. Posted 18 touchdown receptions, setting school and conference records and finishing second in nation. Had two games with three touchdowns and six games with two touchdowns. Earned first-team All-Southland Conference honors and was named third-team All-American by Sports Network.

- Against SE Louisiana (10/4), set career high with 173 yards on six receptions, including touchdowns of 25 and 45 yards.
- Against Kentucky Wesleyan (10/11), recorded four receptions for 92 yards and set career high with three touchdowns. Scored on receptions of eight, 38 and 43 yards.
- At Sam Houston State (11/1), set career high with 13 receptions for 121 yards and two touchdowns (10 and 15 yards).
- At McNeese State (11/8), tied season and career high with three touchdown receptions (28, six and eight yards). Totaled 11 receptions for 140

yards.

AS A JUNIOR (2007), played in 11 games with 10 starts and led team with 55 receptions for 582 yards. Contributed one touchdown reception. Finished second in SLC in receptions per game (5.0), and sixth in league in receiving yards per game (52.9).

- At South Dakota State (9/29), recorded then-career high with nine receptions for 49 yards.

AS A SOPHOMORE (2006), played and started in 10 games and was honorable mention All-SLC selection. Caught 30 passes for 543 yards and five touchdowns, finishing second in SLC with 54.3 yards per game.

- Against Central Arkansas (9/23), caught four passes for career-high 171 yards and two touchdowns, including 80-yard score. Captured SLC Offensive Player of the Week honors.
- Against Nicholls State (11/11), hauled in four passes for 58 yards, including game-winning 42-yard touchdown.

AS A FRESHMAN (2005), played in 11 games and caught 30 passes for 556 yards and four touchdowns. Finished ninth in SLC averaging 50.5 yards per game.

- Against Western Illinois (9/17), caught five passes for 145 yards and two touchdowns.
- At McNeese State (10/15), hauled in six receptions for 139 yards and two scores.
- Redshirted in 2004.
- Majored in kinesiology.

PERSONAL:


- Single, splits time between Nashville and San Augustine, Texas.
- At San Augustine (Texas) High School, recorded 90 catches for 1,916 yards and 17 touchdowns during career and helped Wolves to 2003 State 2A Championship.
- Four-sport star also was All-District centerfielder, District MVP in basketball and won 200-meter state track title.
- Was vice president of high school class as junior.
- List of favorites: (movie) “Scarface”; (TV show) “The Game”; (actor) Martin Lawrence; (music artist) Lil Wayne; (school subject) physics; (car) Range Rover; (video game) Madden NFL; and (food) barbecue.
- Born Dominique Jamaar Edison on July 16, 1986 in San Augustine, Texas.

DOMINIQUE EDISON'S COLLEGE STATISTICS

Year	Team	RECEIVING						RUSHING					
		GP	GS	No	Yds	Avg	Lg	TD	Att	Yds	Avg	Lg	TD
2005	SFASU	11	0	30	556	18.5	63t	4	1	13	13.0	13	0
2006	SFASU	10	10	30	543	18.1	80t	5	7	50	7.1	17	0
2007	SFASU	11	10	55	582	10.6	45	1	3	50	16.7	34	0
2008	SFASU	12	12	67	1,016	15.2	76t	18	0	0	0.0	0	0
College Totals		44	32	182	2,697	14.8	80t	28	11	113	10.3	34	0

Stephen F. Austin Single-Game Highs

Receptions - 13 at Sam Houston State (11/1/08)
 Receiving Yards - 173 vs. SE Louisiana (10/4/08)
 Receiving Touchdowns - 3 (twice, last vs. Kentucky Wesleyan 10/11/08)
 Long Reception - 80t vs. Central Arkansas (9/23/06)



GUARD

77 Ryan
DURAND



6'5" • 305 lbs. • Born: 11.17.85 • Syracuse • D7a - 2009 • 239th Overall
 St. Bernard's Central Catholic H.S. • Walpole, N.H.

COLLEGE: Ryan Durand comes to Tennessee following an impressive career at Syracuse University. The 6-foot-5-inch, 305-pounder looks to use his athleticism and intelligence to compete for a reserve spot at guard for the Titans. A three-year starter for the Orange, Durand is a tall, strong player with good mobility out in space. Durand's strength and quick feet should allow him to hold up against bigger defensive tackles in the NFL. He played in 42 career games with 35 starts at Syracuse. As a senior, he started all 12 games at right guard and was tabbed a second-team All-Big East selection. Durand was also a four-time All-Academic selection. The Walpole, N.H., native was selected by the Titans in the seventh round (239th overall) of the 2009 NFL Draft.

TITANS TIDBITS:

- Durand graduated from Syracuse with a 3.75 GPA and a degree in exercise science in December 2008. The four-time Big East All-Academic selection's post-football endeavors include going back to school to obtain a degree in physical therapy. Prior to the NFL Draft, he was accepted to study at his top post-grad choice, Springfield College.
- Durand's solid academic record and character put him in contention for the prestigious Vincent dePaul Draddy Trophy given to college football player with the best combination of academics, community service and on-field

performance. He was a semifinalist for the award as a senior.

CAREER HIGHLIGHTS:

- AS A SENIOR (2008),** started all 12 games at right guard and was tabbed a second-team All-Big East selection.
 - Was instrumental in helping running back Curtis Brinkley become the eighth different player in Syracuse history to record 1,000 rushing yards in a season.
 - Part of a line that protected the quarterback well, allowing just 4.4 tackles for loss per game, which tied for 15th nationally.
 - Was invited to play in the East-West Shrine Game.
- ASA JUNIOR (2007),** started 11 games at right guard and protected an offensive unit that amassed an average of 291.9 yards per game.
 - Against Rutgers (10/13), started at right guard, but suffered a sprained ankle in the second quarter and then missed the Buffalo game (10/20) due to the injury.
- AS A SOPHOMORE (2006),** started all 12 games at right guard. Was one of only 13 players to start every game and was the only offensive lineman to start every game at the same position.
 - Helped open holes for Syracuse ball carriers to average 106.9 rushing yards per game.
- AS A REDSHIRT FRESHMAN (2005),** played in seven games and made the travel squad for all 12 contests.

AS A FRESHMAN (2004), was redshirted for the season and saw action on the scout team.

- Majored in health and exercise science at Syracuse.

PERSONAL:

- Has a girlfriend, Sarah, and splits time between Nashville and Walpole, N.H.
- Attended St. Bernard's Central Catholic (Fitchburg, Mass.) High School and was a four-year football letter-winner for coach Joe Hickey. Was selected a team captain as both a junior and senior.
- Rated fifth on PrepStar's top-10 list for offensive linemen in the East and PrepStar All-East Region selection in 2003. Labeled the top offensive lineman and fifth overall prospect in New England by Rivals.com. Selected the sixth-best player in New England by SuperPrep.
- Named 2003 Worcester Telegram & Gazette First Team Defensive All-Star and Boston Globe All-Conference selection.
- Earned team MVP award as a freshman, defensive MVP as a sophomore, the Coaches Award as a junior and senior. Also received the

Lineman Award as a senior.

- Lettered in track and field three seasons, specializing in the shot put and discus. Was a state semifinalist in the shot put as a senior.
- List of favorites: (movie) "Snatch"; (TV show) "South Park"; (actor) Arnold Schwarzenegger; (music artist/group) Metallica; (school subject) science; (car) pickup truck; (author) J.R.R. Tolkien; (video game) action games on Xbox 360; (pro sports team) Boston Red Sox; (sports hero) Dan Marino; and (food) Italian.
- Born Ryan James Durand on Nov. 17, 1985 in Worcester, Mass.

DURAND'S COLLEGE STATISTICS

Year	Team	GP	GS
2005	Syracuse	7	0
2006	Syracuse	12	12
2007	Syracuse	11	11
2008	Syracuse	12	12
College Totals		42	35



Starts Breakdown: 2006: RG 12; 2007: RG 11; 2008: RG 12



SAFETY

39 Nick SCHOMMER



6'0" • 201 lbs. • Born: 1.3.86 • North Dakota State • D7b - 2009 • 242nd Overall Prescott H.S. • Prescott, Wis.

COLLEGE: Safety Nick Schommer was drafted by the Titans in hopes of providing contributions on special teams and depth in the secondary. The former North Dakota State standout earned third-team Associated Press All-American honors to cap a four-year career in which he tallied 186 tackles, one sack, 6.5 tackles for loss, 13 interceptions, 33 passes defended and one forced fumble in 41 games (41 starts). His interception total tied for third on the school's all-time career list. As a two-time team captain, he gained a reputation as an alert, physical defensive back with good range. The Prescott, Wis., native was selected by the Titans in the seventh round (242nd overall) in the 2009 NFL Draft.

TITANS TIDBITS:

- Schommer is an avid golfer who is working to lower his 11 handicap.
- During the summer of 2008, Schommer interned in the information technology

department at Microsoft's facility in Fargo.

- During another summer in college, he worked on the grounds crew for the city of Fargo, a line of work he continued from his high school employment.
- As a redshirt freshman, in addition to playing on the football team, Schommer played catcher and outfield for the baseball team.

CAREER HIGHLIGHTS:

AS A SENIOR (2008), started 10 games and earned first-team All-Missouri Valley Football Conference honors after posting three interceptions, 54 tackles (fifth on team), 4.5 tackles for loss, 12 passes defended and one sack. Ranked fourth in league in interceptions. Added third-team Associated Press FCS All-America honors.

- At Youngstown State (9/20), recorded career-high 11 tackles.
- Against Southern Illinois (10/4), named

Front Office

Coaching Staff

Players

DURAND/
SCHOMMER

2008 Season

Records

History

Sidelines

ROOKIES

Front Office

Coaching Staff

Players

SCHOMMER

2008 Season

Records

History

Playoff History

Sidelines

Missouri Valley Football Conference Defensive Player of the Week after posting seven tackles, one tackle for loss and 54-yard interception return.

AS A JUNIOR (2007), started all 11 games at free safety and led team with four interceptions (second in conference). Team captain finished third on squad with career-high 64 total tackles. Named first-team All-Great West by media.

- Against Southern Utah (10/27), earned GWFC Defensive Player of the Week honors for second time in career after recording pair of interceptions with two additional passes defended.

- At South Dakota State (11/17), recorded season high nine tackles.

AS A SOPHOMORE (2006), started nine games and led Bison with three interceptions. Added 36 tackles, two tackles for loss and seven passes defended. Missed final two games with injury.

- Against Mississippi Valley State (10/14), scored only touchdown of career on 63-yard interception return. Was named Great West Football Conference Defensive Player of the Week.

- At Southern Utah (10/28), tallied crucial interception.

AS A FRESHMAN (2005), started all 11 games and recorded 32 tackles, three interceptions and six passes defended.

- Against South Dakota State (11/12), picked off two passes in "Dakota Marker" victory.

- Also played catcher and outfield on baseball team as redshirt freshman, hitting .250 with 15

RBI, nine runs scored, six doubles, four stolen bases, one triple and one home run in 30 starts.

- Redshirted in 2004.
- Graduated in May 2009 with degree in management information systems.

PERSONAL:

- Single, splits time between Nashville and Prescott, Wis.

- At Prescott (Wis.) High School, named first-team All-State by Milwaukee Journal Sentinel and honorable mention All-State by Associated Press and Wisconsin Football Coaches Association. Was two-time first-team All-Conference, All-Northwest Region and team MVP, performing at both running back and defensive back. Totaled 111 carries for 958 yards and 11 touchdowns on offense while recording 124 tackles, two interceptions and three forced fumbles on defense.

- Also competed in baseball, making first-team All-State at catcher.

- Lists golf, video games, hunting and fishing as his hobbies.

- List of favorites: (movie) "Blow"; (TV show) "Nip/Tuck"; (actor) Johnny Depp; (music artists) Garth Brooks, Kenny Chesney, Eminem and Nickelback; (school subjects) computer classes and bowling; (car) Cadillac CTS; (video game) Call of Duty; (magazine) Golf Magazine; (food) seafood; and (sports hero) Brett Favre.

- Born Nicholas James Schommer (pronounced SHOW-mer) on Jan. 3, 1986 in Red Wing, Minn.


NICK SCHOMMER'S COLLEGE STATISTICS

Year	Team	TACKLES							INTERCEPTIONS					FUMBLES		
		GP	GS	Tot	Solo	Asst	Sk	Yds	TFL	No	Yds	Lg	TD	PD	FF	FR
2005	NDSU	11	11	32	19	13	0.0	0.0	0.0	3	27	21	0	6	0	0
2006	NDSU	9	9	36	21	15	0.0	0.0	2.0	3	80	63t	1	7	0	0
2007	NDSU	11	11	64	35	29	0.0	0.0	0.0	4	87	44	0	8	1	0
2008	NDSU	10	10	54	33	21	1.0	12.0	4.5	3	73	54	0	12	0	0
College Totals		41	41	186	108	78	1.0	12.0	6.5	13	267	63t	1	33	1	0


North Dakota State Single-Game Highs

Tackles - 11 at Youngstown State (9/20/08)
 Interceptions - 2 (twice, last vs. Southern Utah 10/27/07)
 Passes Defended - 2 (five times)




RODNEY FERGUSON II • RB • 5-11 • 245 • NEW MEXICO

Signed by Titans as an undrafted free agent on April 30, 2009...ranks among the Top 10 on New Mexico career lists for rushing yards (3,564 - third), rushing attempts (778 - third), rushing touchdowns (34 - second) and total touchdowns (37 - third)...his 4,231 career yards from scrimmage (92.0 yds./game) is good for fourth in school annuals... league coaches/media voted him to the All-MWC second team in 2008, but he earned first team honors for a third time from several national publications...led the Mountain West Conference in rushing in 2006 and was a two-time first team All-MWC selection (2006-07)...as a senior, carried the ball 223 times for 1,105 yards and 13 touchdowns and caught 14 passes for 101 yards...as a junior, rushed for 1,177 yards on 292 carries with 13 touchdowns and hauled in 18 receptions for 264 yards...as a sophomore, collected a career-best 1,234 rushing yards on 252 carries with eight touchdowns and posted a career-high 28 receptions for 291 yards...as a freshman, appeared in eight games, mostly on special teams, but carried the ball 11 times for 48 yards and notched one catch for 11 yards in the backfield...majored in university studies...attended Albuquerque Manzano High School and was a two-time all-state running back who led Class 5A rushers with 1,543 yards and 23 touchdowns as a senior...a three-time first-team all-metro pick...totaled 1,858 yards and 20 touchdowns his junior season...two-year starter for the Monarchs' in basketball and averaged 24 points a game...also ran track for two seasons...born Rodney Laurence Ferguson II on Aug. 25, 1986 in Flint, Mich.


DUDLEY GUICE • WR • 6-3 • 209 • NORTHWESTERN STATE

Signed by Titans as an undrafted free agent on April 30, 2009...in four-year career at Northwestern State, posted 78 receptions for 1,213 yards and 11 touchdowns...added 11 rushing attempts for 84 yards and two touchdowns and 12 kickoff returns for 182 yards...three-time member of Southland Conference All-Academic Team...as senior (2008), led Demons with 606 receiving yards, 35 catches and six touchdown receptions...was 2008 SLC Football Scholar-Athlete of the Year...missed three games with ankle injury...in final career game, set career highs with 11 catches for 190 yards at Stephen F. Austin in "Battle for Chief Caddo"...as junior (2007), led team with 470 receiving yards and four touchdowns on 28 receptions and added two rushing touchdowns...as sophomore (2006), recorded 14 receptions for 138 yards and two touchdowns, missing significant time with broken jaw...as freshman (2005), played seven games, primarily on special teams...redshirted in 2004...graduated cum laude (3.61 GPA) with criminal justice degree in May 2008...at Trinity Episcopal (Natchez, Miss.), earned All-Metro MVP honors as well as All-South State, two-time All-Metro and three-time All-District honors...as senior, helped team to 13-0 record and state title...also was three-time All-District selection in basketball, helped track and field team win state championship and lettered one year in baseball...splits time between Nashville and Fayette, Miss....interested in becoming federal agent following football career...after receiving college diploma, started taking classes for master's degree in global terrorism and turned down FBI internship to pursue NFL career in spring 2009...cousin Marcus Fleming played basketball at Alcorn State and then played professionally in Argentina...born Dudley Guice, Jr. on May 28, 1986 in Fayette, Miss.

ROOKIES

Front Office

Coaching Staff

Players

2008 Season
UNDRAFTED FAs

Records

History

Playoff History

Sidelines



JEREMY HAYNES • CB • 5-10 • 185 • MCNEESE STATE

Signed by Titans as an undrafted free agent on April 30, 2009...shifted to cornerback for his final two seasons at McNeese State after starting his collegiate career as a wide receiver his freshman and sophomore campaigns...as a senior, earned all-Southland Conference recognition while ranking fifth on the team with 44 tackles and leading the squad with three interceptions for 83 yards and 16 passes defended...ran an interception back 45 yards for a touchdown against Sam Houston State...as a junior, played in 11 games and was credited with nine tackles in first year on the defensive side of the ball...collected his first career interception against Louisiana-Lafayette...in 2006, saw limited action at wide receiver and didn't record any offensive statistics...as a freshman, appeared in eight games and posted 10 receptions for 133 yards and a touchdown...scored his first career touchdown on a 21-yard catch in victory over Sam Houston State...majored in general studies...attended Waller (Texas) High School and was all-district as wide receiver and return specialist...as a senior, grabbed 43 receptions for 650 yards with 10 touchdowns and was district leader in both kickoff and punt returns...also lettered in basketball and track...born Jeremy Bernard Haynes on March 2, 1986 in Waller, Texas.



MITCH KING • DT • 6-2 • 280 • IOWA

Signed by Titans as an undrafted free agent on April 30, 2009...in four-year career at Iowa, totaled 228 tackles, 55 tackles for loss, 17.5 sacks, 12 passes defended, six forced fumbles and one fumble recovery...as senior (2008), named Big Ten Conference Defensive Lineman of the Year; ESPN.com first-team All-American; second-team All-American by Walter Camp Football Foundation, Associated Press and SI.com; first-team All-Big Ten by league coaches and media; and defensive Hayden Fry Award winner...started all 13 games in final season at defensive tackle, recording 54 tackles, 15.5 tackles for loss and four sacks. . . as junior (2007), named first-team All-Big Ten by league coaches and second-team by media after totaling 58 tackles, 14.5 tackles for loss, 4.5 sacks, seven passes defended and one forced fumble...as sophomore (2006), posted 56 tackles, 14 tackles for loss, career-high seven sacks, two passes defended and one fumble recovery...as freshman (2005), named first-team freshman All-American by Rivals.com, Scout.com, Collegefootballnews.com and Football Writers Association of America and named to Big Ten All-Freshman team by The Sporting News. . . freshman statistics included career-high 60 tackles, 11 tackles for loss, two sacks and three forced fumbles...moved from linebacker to defensive line during 2005 spring practice...redshirted in 2004...graduated with degree in health and sport studies in December 2008... single, splits time between Nashville and Burlington, Iowa...at Burlington (Iowa) High School, named first-team 4A All-State by Des Moines Register and Iowa Newspaper Association...member of SuperPrep All-Region Team...named first-team All-Conference as both linebacker and running back...concluded prep career with 1,400 rushing yards, including 850 yards as senior...also lettered in swimming and baseball...born Mitchell Ross King on May 8, 1986 in Burlington, Iowa.


PHILLIP MORRIS • WR • 6-3 • 175 • SOUTH CAROLINA STATE

Signed by Titans as an undrafted free agent on April 30, 2009...displayed great speed, reliable hands and solid leaping ability during his two seasons at South Carolina State...as a senior, appeared in all 13 games and finished the year with 37 receptions for 569 yards and five touchdowns...also returned 10 kickoffs for 155 yards...as a junior, saw action in nine of the team's 11 games and brought downfield speed to the receiving corps...finished the season with 15 receptions for 203 yards...notched a season-best 74 yards on three catches in a 28-24 win at Hampton...spent first two collegiate seasons at Georgia Military Junior College...in 2006, had 59 catches for 875 yards and 13 touchdowns...collected two touchdowns receptions in the team's national JUCO championship game...clocked a 4.43 in the 40-yard dash on SCSU's Pro Day on March 25 on a rain-soaked turf...majored in family and consumer science...attended Timmonsville (S.C.) High School where he was a multiple letterwinner...as a senior, received all-region honors and was a participant in the North-South All-Star game...born Phillip Donnel Morris on July 2, 1986 in Timmonsville, S.C.


ALEX MORTENSEN • QB • 6-1 • 222 • ARKANSAS

Signed by Titans as an undrafted free agent on April 30, 2009...attended Arkansas from 2004-05 and then transferred to Samford for 2006 season...returned to Arkansas, sitting out 2007 under transfer rules, and then did not play in 2008 as senior...at Samford, played in eight games with one start and completed 34 of 67 passes for 309 yards, three touchdowns and two interceptions...as redshirt freshman at Arkansas, appeared in four games and completed six of 17 passes for 63 yards, one touchdown and two interceptions...redshirted in 2004 and was named to SEC Freshman Academic Honor Roll...graduated with degree in communications in December 2008...single, splits time between Nashville; Fayetteville, Ark.; and Fairburn, Ga... was 2003 Atlanta Journal-Constitution Class A Offensive Player of the Year at Landmark Christian (Fairburn, Ga.) High School after completing 159 of 269 passes for 2,565 yards and 29 touchdowns...also earned Associated Press and AJC first-team All-State honors.....father, Chris Mortensen, is NFL analyst for ESPN...born Alexander Christian Mortensen on Nov. 24, 1985 in Atlanta, Ga.

Front Office

Coaching Staff

Players

UNDRAFTED FAs

2008 Season

Records

History

Sidelines

ROOKIES

Front Office

Coaching Staff

Playoffs

UNDRAFTED FAs

2008 Season

Records

History

Playoff History

Sidelines



RYAN SCHMIDT • G • 6-4 • 330 • SOUTH FLORIDA

Signed by Titans as an undrafted free agent on April 30, 2009...in 2008, played in 13 games with 12 starts at South Florida and saw action at both left tackle and left guard as a senior...named a second-team All-Big East selection according to Phil Steele...graded out among the best offensive linemen on the team at 69 percent on the season with 63 knockdown points to rank third among Bulls offensive linemen...graded out at 70 percent or higher against UT-Martin, Central Florida, Kansas, N.C. State, Syracuse and UConn...as a junior, received All-Big East second-team recognition...started all 13 games and was one of the most consistent players on the offensive line, grading out at 66 percent and recording 64 knockdowns...in 2006, transferred from Kansas State and waited for waiver of transfer rule before he could see first action in the fourth game...saw action at center and guard in first two games, before starting final eight contests at right guard...as a redshirt freshman at Kansas State in 2005, was projected to be the starting center, but sustained a season-ending injury in preseason camp and did not see any playing time...in 2004, redshirted as a true freshman at Kansas State...majored in criminology and communications...attended Boca Raton (Fla.) High School where he was a two-year starter and Prepstar All-Southeast region selection...named to the Florida Class 4A all-state second team and selected by the Palm Beach Post as its 2003 Lineman of the Year...also a first team all-conference, all-area and all-county honoree...recorded over 35 pancake blocks as a senior...born Ryan Gene Schmidt on Aug. 30, 1986 in Boynton Beach, Fla.



A.J. TRAPASSO • P • 5-11 • 225 • OHIO STATE

Signed by Titans as an undrafted free agent on April 30, 2009...punted four years at Ohio State and totaled 203 attempts for 8,317 yards (41.0 avg., long of 76) in 51 games...also recorded 27 kickoffs with 10 touchbacks...as senior (2008), was Ray Guy Award semifinalist, averaging 41.4 yards on career-high 58 punts with 21 punts inside the 20...as junior (2007), played 13 games and averaged career-high 41.5 yards on 53 punts...as sophomore (2006), played 13 games and averaged 40.6 yards on 49 punts...as a freshman (2005), played 12 games and averaged 40.4 yards on 43 punts...redshirted in 2004...graduated in June 2008 with degree in political science...single, splits time between Nashville and Pickerington, Ohio...was two-time All-State selection at Pickerington (Ohio) High School, winning the honor as place-kicker in junior year and as punter in senior season...also was high school team's running back and rushed for 3,754 yards and 50 touchdowns...additionally played baseball...is an avid golfer...father, Sam, is firefighter; mother, Cynthia, is medical transcriptionist; and sister, Jillian, is recent graduate of Ohio University...born Albert Joseph Trapasso on Feb. 6, 1986 in Columbus, Ohio.



Front Office

Coaching Staff

Players

Rookies

2008 SEASON

Records

History

Playoff History

Sidelines

2008 REGULAR SEASON (13-3)

Head Coach: Jeff Fisher

Postseason: 0-1

Standings: 1st Place AFC South

Front Office

Coaching Staff

Players

Rookies

2008 SEASON

Records

History

Playoff History

Sidelines

DATE	OPPONENT	SCORE	WL	ATT
Sep. 7	JACKSONVILLE	17-10	W	69,143
Sep. 14	at Cincinnati	24-7	W	65,540
Sep. 21	HOUSTON	31-12	W	69,143
Sep. 28	MINNESOTA	30-17	W	69,143
Oct. 5	at Baltimore	13-10	W	71,131
Oct. 12	BYE			
Oct. 19	at Kansas City	34-10	W	74,200
Oct. 27	INDIANAPOLIS	31-21	W	69,143
Nov. 2	GREEN BAY	19-16*	W	69,143
Nov. 9	at Chicago	21-14	W	62,124
Nov. 16	at Jacksonville	24-14	W	65,258
Nov. 23	NY JETS	13-34	L	69,143
Nov. 27	at Detroit	47-10	W	60,112
Dec. 7	CLEVELAND	28-9	W	69,143
Dec. 14	at Houston	12-13	L	70,831
Dec. 21	PITTSBURGH	31-14	W	69,143
Dec. 28	at Indianapolis	0-23	L	66,721
Jan. 10	BALTIMORE	10-13	L	69,143

TOTAL FIRST DOWNS		TITANS	OPP
Rushing		268	276
Passing		108	81
Penalty		143	166
3rd Down: Made/Att		17	29
3rd Down Pct.		78/216	79/226
4th Down: Made/Att		36/1	35/0
4th Down Pct.		5/11	81.8
Possession Avg.		29:09	30:51
Total Net Yards		5018	4698
Avg. Per Play		313.6	293.6
Total Plays		973	1022
Avg. Per Play		5.2	4.6
Net Yards Rushing		2199	1502
Avg. Per Game		137.4	93.9
Total Rushes		508	403
Avg. Per Play		4.3	3.7
Net Yards Passing		2819	3196
Avg. Per Game		176.2	199.8
Sacked/Yards Lost		12/83	44/262
Gross Yards		2902	3458
Att./Comp.		453/265	575/342
Completion Pct.		58.5	59.5
Had Intercepted		9	20
Punts/Average		87/42.8	87/42.3
Net Punting Avg.		36.5	36.2
Penalties/Yards		108/855	93/750
Fumbles/Ball Lost		18/8	28/11
Touchdowns		41	25
Rushing		24	12
Passing		13	12
Returns		4	1

BY PERIODS	1	2	3	4	OTPTS
Titans	63	119	67	123	3
Opponents	49	87	34	64	0

SCORING	TD	RU	PA	RT	PAT	FG	2P	TP
Bironas	0	0	0	0	0	40/40	29/33	0 127
White	15	15	0	0	0	0/0	0/0	0 90
Johnson	10	9	1	0	0	0/0	0/0	0 64
Gage	6	0	6	0	0	0/0	0/0	0 36
Hall	2	0	2	0	0	0/0	0/0	0 13
Scaife	2	0	2	0	0	0/0	0/0	0 12
Griffin	1	0	2	1	0	0/0	0/0	0 6
Ball	1	0	0	1	0	0/0	0/0	0 6
Jones	1	0	1	0	0	0/0	0/0	0 6
Finnegan	1	0	0	1	0	0/0	0/0	0 6
Bulluck	1	0	1	0	0	0/0	0/0	0 6
Crumpler	1	0	1	0	0	0/0	0/0	0 6
Titans	41	24	13	4	0	40/40	29/33	1 375
Opponents	25	12	1	2	4	24/24	20/30	0 234

2-point conversions:
Titans 1-1, Opponents 0-1

RUSHING	NO	YDS	AVG	LG	TD
Johnson	251	1228	4.9	66	9
White	200	773	3.9	80	15
Ganther	9	61	6.8	22	0
Collins	25	49	2.0	17	0
Jones	2	35	17.5	28	0
Young	8	27	3.4	8	0
Hall	8	21	2.6	6	0
McCareins	2	8	4.0	4	0
Henry	1	8	8.0	3	0
Henrich	2	-6	-3.0	0	0
Titans	508	2199	4.3	80	24
Opponents	403	1502	3.7	61	12

RECEIVING	NO	YDS	AVG	LG	TD
Scaife	58	561	9.7	44	2
Johnson	43	260	6.0	25	1
Jones	41	449	11.0	40	1
Gage	34	651	19.1	56	6
McCareins	30	412	13.7	37	0
Crumpler	24	257	10.7	28	1
Hall	13	138	10.6	54	2
Hawkins	7	68	9.7	19	0
Ganther	6	43	7.2	15	0
White	5	16	3.2	7	0
Davis	2	31	15.5	21	0
Stevens	1	9	9.0	9	0
Williams	1	7	7.0	7	0
Titans	265	2902	11.0	56	13
Opponents	342	3458	10.1	65	12

INTERCEPTIONS	NO	YDS	AVG	LG	TD
Griffin	7	172	24.6	83	1
Finnegan	5	100	20.0	99	1
Hope	4	53	13.3	39	0
Harper	2	11	5.5	15	0
Ball	1	15	15.0	15	1
Carr	1	0	0.0	0	0
Titans	20	351	17.6	99	3
Opponents	9	88	9.8	33	0

PUNTING	NO	YDS	AVG	NET	TB	IN	LG	B
Henrich	87	3725	42.8	36.5	13	27	75	0
Titans	87	3725	42.8	36.5	13	27	75	0
Opponents	87	3676	42.3	36.2	10	28	61	0

PUNT RETURNS	NO	FC	YDS	AVG	LG	TD
Carr	32	20	323	10.1	44	0
Davis	2	1	6	3.0	9	0
Titans	34	21	329	9.7	44	0
Opponents	32	20	290	9.1	34	0

KICKOFF RETURNS	NO	YDS	AVG	LG	TD
Carr	35	984	28.1	52	0
Hawkins	7	130	18.6	23	0
Davis	4	119	29.8	33	0
Griffin	2	32	16.0	28	0
Hall	2	21	10.5	13	0
Johnson	1	17	17.0	17	0
Stevens	1	16	16.0	16	0
Titans	52	1319	25.4	52	0
Opponents	61	1524	25.0	59	0

FIELD GOALS	1-19	20-29	30-39	40-49	50+
Bironas	0-0	6-6	7-7	15-19	1-1
Titans	0-0	6-6	7-7	15-19	1-1
Opponents	0-0	9-10	6-10	4-8	1-2

Bironas/Titans: (47G) (34G) (44G) (20G, 32G, 49G) (35G, 26G) (49G, 46G) (34G, 44G, 43N, 48G) (31G, 25G, 22G, 47N, 41G) (45N) (32G) (43G, 49G) (49G, 41G, 45G, 43G) (1) (28G, 23G, 51G, 34G) (42G) (48N)
Opponents: (37N, 27G) (37N) (44G, 24G) (42G, 48N) (38G, 45N) (39N, 50N, 26G) (1) (23G, 25G, 38G) (48B) (1) (20G, 30G) (53G) (47G, 41G, 44N, 39G) (32G, 26N, 24G) (33N) (28G, 21G, 38G)

PASSING	ATT	CMP	PCT	YARDS	YDS/ATT	TD	INT	LG	SK/YDS	RATING
K.Collins	415	242	58.3	2676	6.4	12	7	561	8/60	80.2
V.Young	36	22	61.1	219	6.1	1	2	54	3/13	64.5
C.Simms	2	1	50.0	7	3.5	0	0	7	1/10	78.8
Titans	453	265	58.5	2902	6.4	13	9	561	12/83	78.8
Opponents	575	342	59.5	3458	6.0	12	20	65	44/262	69.2

GM: Mike Reinfeldt; Head Coach: Jeff Fisher
Asst. Coaches: Mike Helmerding (off. coord.), Jim Schwartz (def. coord.), Dave McGinnis (asst. head coach/LB), Bart Andrus (off. asst.), Matt Burke (def. asst./qual. ctrl.), Earnest Byner (RB), Chuck Cecil (DB), Marty Galbraith (ST asst.), Fred Graves (WR), Craig Johnson (QB), Dowell Loggains (off. qual. ctrl.), Alan Lowry (ST), Mike Munchak (OL), Marcus Robertson (asst. secondary), Jim Washburn (OL), Steve Watterson (asst. head coach/strength & conditioning), John Zornhelt (TE).

SACKS
Haynesworth 8.5, Ford 7, J. Jones 5, Ball 4.5, Vanden Bosch 4.5, Brown 4, Kearse 3.5, Hockens 1.5, Finnegan 1, Griffin 1, Hayes 1, Vickerson 1, Tulloch 1, Bulluck 0.5
Titans 44, Opponents 12
TACKLES (Solo, Assists, Total)
Bulluck 83-37-120, Tulloch 52-36-98, Hope 71-22-93, Thornton 63-30-93, Griffin 49-32-81, Harper 70-10-80, Finnegan 61-18-79, Haynesworth 45-30-75, Brown 41-32-73, Ball 22-29-51, Jones 28-21-49, Kearse 35-13-48, Vanden Bosch 16-30-46, Ford 27-18-45, Fuller 35-8-43, Carr 24-9-33, Fowler 14-13-27, Vickerson 10-13-23, Gage 11-11-21, King 9-1-10, Allred 7-1-8, Nickey 3-3-6, Keiglar 3-2-5, Stamer 1-1-2, Amato 0-0-0, Gordon 0-0-0, Hill 0-0-0, Williams 0-0-0
Titans (792-417-1209)

USUAL STARTING LINEUP

OFFENSE
WR Justin McCareins (19)
LT Michael Roos (71)
LG Eugene Amano (54)
C Kevin Mawae (68)
RG Jake Scott (73)
RT David Stewart (76)
TE Ake Crumpler (83)
WR Justin Gage (12)
FB Ahmad Hall (45)
QB Kerry Collins (58)
RB Chris Johnson (28)

DEFENSE
LE Jevon Kearse (90)
LT Tony Brown (97)
RT Albert Haynesworth (92)
RE Kyle Vanden Bosch (93)
LB David Thornton (50)
MLB Stephen Tulloch (55)
RLB Keith Bulluck (53)
LCB Nick Harper (20)
RCB Cortland Finnegan (31)
SS Chris Hope (24)
FS Michael Griffin (33)

SPECIALISTS
K Rob Bironas (2)
P Craig Hentrich (15)

Pro Bowl
All-Pro



RB Chris Johnson



CB Cortland Finnegan

2008 DEFENSIVE STATS

PLAYER	Tot	Solo	Asst	Sk	Yds	QBP	TFL	Int	Yds	TD	PD	FF	FR
Bulluck, Keith	120	83	37	0.5	4	2	8	0	0	0	6	1	1
Tulloch, Stephen	98	62	36	1.0	8	0	4	0	0	0	2	0	2
Hope, Chris	93	71	22	1.0	0	0	3	4	53	0	8	0	0
Thornton, David	93	63	30	0.0	0	0	7	0	0	0	4	3	0
Griffin, Michael	81	49	32	1.0	4	2	2	7	172	1	12	1	0
Harper, Nick	80	70	10	0.0	0	0	1	2	11	0	17	1	0
Finnegan, Cortland	79	61	18	1.0	2	2	2	5	100	1	20	0	0
Haynesworth, Albert	75	45	30	8.5	53	22	7	0	0	0	1	4	1
Brown, Tony	73	41	32	4.0	23	24	10	0	0	0	4	0	2
Ball, Dave	51	22	29	4.5	24	13	0	1	15	1	1	1	0
Jones, Jason	49	28	21	5.0	32	12	1	0	0	0	2	2	0
Kearse, Jevon	48	35	13	3.5	14	19	7	0	0	0	4	3	0
Vanden Bosch, Kyle	46	16	30	4.5	25	18	0	0	0	0	0	3	2
Ford, Jacob	45	27	18	7.0	54	9	1	0	0	0	2	2	0
Fuller, Vincent	43	35	8	0.0	0	1	0	0	0	0	4	1	0
Carr, Chris	33	24	9	0.0	0	0	0	1	0	0	7	0	0
Fowler, Ryan	27	14	13	0.0	0	0	2	0	0	0	0	0	0
Vickerson, Kevin	23	10	13	1.5	8	4	1	0	0	0	1	0	1
Hayes, William	21	13	8	1.0	1	2	0	0	0	0	1	1	1
King, Eric	10	9	1	0.0	0	0	2	0	0	0	3	0	0
Allred, Colin	8	7	1	0.0	0	0	0	0	0	0	0	0	0
Nickey, Donnie	6	3	3	0.0	0	1	0	0	0	0	0	0	0
Keglar, Stanford	5	3	2	0.0	0	0	0	0	0	0	0	0	0
Gordon, Amon	0	2	3	0.0	0	0	0	0	0	0	1	1	0
Stamer, Josh	2	1	1	0.0	0	0	0	0	0	0	0	0	0
Amato, Ken	0	0	0	0.0	0	0	0	0	0	0	0	0	0
Hill, Reynaldo	0	0	0	0.0	0	0	0	0	0	0	0	0	0
Williams, Cary	0	0	0	0.0	0	0	0	0	0	0	0	0	0
TEAM TOTALS	1214	794	420	44.0	249	131	58	20	351	3	100	24	10

2008 SPECIAL TEAMS TACKLES

Player	Tackles			Blocks				
	Tot	Solo	Asst	FF	FR	PAT	FG	Punt
Stamer, J.	18	11	7	0	0	0	0	0
Griffin, M.	17	14	3	0	0	0	0	0
Nickey, D.	16	13	3	0	0	0	0	0
Allred, C.	11	8	3	0	0	0	0	0
Keglar, S.	10	8	2	0	0	0	0	0
Stevens, C.	10	6	4	0	0	0	0	0
Tulloch, S.	8	7	1	0	0	0	0	0
Carr, C.	7	5	2	0	0	0	0	0
Harris, T.	6	6	0	0	0	0	0	0
Fowler, R.	6	3	3	0	0	0	0	0
Fuller, V.	6	3	3	0	0	0	0	0
Ganther, Q.	5	3	2	0	0	0	0	0
King, E.	5	2	3	0	0	0	0	0
Bironas, R.	4	3	1	0	0	0	0	0
Carr, C.	4	3	1	0	0	0	0	0
Amato, K.	4	2	2	0	0	0	0	0
Hill, R.	4	2	2	0	0	0	0	0
Hentrich, C.	2	2	0	0	0	0	0	0
Hall, A.	2	1	1	0	0	0	0	0
Hawkins, L.	1	0	1	0	0	0	0	0
TOTALS	146	102	44	0	0	0	0	0

MISCELLANEOUS STATS

Player	Tackles				
	Tot	Solo	Asst	FF	FR
Collins, K.	2	2	0	0	0
Gage, J.	2	2	0	0	0
Jones, B.	2	2	0	0	0
Scott, J.	2	2	0	0	0
Amato, K.	1	1	0	0	0
Davis, C.	1	1	0	0	0
Johnson, C.	1	1	0	0	0
Mawae, K.	1	1	0	0	1
McCareins, J.	1	1	0	0	0
Stewart, D.	1	1	0	0	2
Roos, M.	0	0	0	0	1
Young, V.	0	0	0	0	1
TOTALS	14	14	0	0	7



LB Keith Bulluck



LB Josh Stamer

LEGEND

- | | | |
|-----------------------------------|----------------------------------|-------------------------------|
| Tot ... Total Tackles | TD ... Interceptions Ret. for TD | QBP ... Quarterback Pressures |
| Int ... Interceptions | Sk ... Quarterback Sacks | FR ... Fumble Recoveries |
| Solo ... Unassisted Tackles | PD ... Passes Defensed | TFL ... Tackles for Loss |
| Yds ... Interception Return Yards | Yds ... Yards Lost on Sack | |
| Asst ... Assisted Tackles | FF ... Forced Fumble | |

Front Office
 Coaching Staff
 Players
 Rookies
 2008 SEASON
 Records
 History
 Playoff History
 Sidelines

2008 GAME-BY-GAME OFFENSE



	9/7	9/14	9/21	9/28	10/5	10/19	10/27	11/2	11/9	11/16	11/23	11/27	12/7	12/14	12/21	12/28
	A	@C	H	M	@B	@K	I	G	@C	@J	N	@E	L	@S	P	@I
	J	I	S	I	L	L	N	B	H	A	Y	D	C	H	S	N
	X	N	T	N	T	C	D	I	I	X	J	T	V	T	T	D
Points	17	24	31	30	13	34	31	19	21	24	13	47	28	12	31	0
1st Qtr	3	0	7	10	0	10	3	3	0	3	0	21	0	3	0	0
2nd Qtr	7	14	14	10	3	7	3	10	7	0	3	14	14	3	10	0
3rd Qtr	0	3	3	3	0	3	8	3	7	14	0	6	7	3	7	0
4th Qtr	7	7	7	7	10	14	17	0	7	7	10	6	7	3	14	0
Overtime	0	0	0	0	0	0	0	3	0	0	0	0	0	0	0	0
TDs (Ru-P-Ret)	1-1-0	1-1-1	2-1-1	3-0-0	0-1-0	4-0-0	3-0-0	1-0-0	1-2-0	0-3-0	0-1-0	4-0-1	2-2-0	0-0-0	2-1-1	0-0-0
PATs	2-2	3-3	4-4	3-3	1-1	4-4	3-3	1-1	3-3	3-3	1-1	5-5	4-4	0-0	4-4	0-0
2PT Convs	0-0	0-0	0-0	0-0	0-0	0-0	1-1	0-0	0-0	0-0	0-0	0-0	0-0	0-0	0-0	0-0
FGs	1-1	1-1	1-1	3-3	2-2	2-2	3-4	4-5	0-1	1-1	2-2	4-4	0-0	4-4	1-1	0-1
Safeties	0	0	0	0	0	0	0	0	0	0	0	0	0	0	0	0
First Downs	14	16	19	16	14	20	23	20	19	13	16	19	21	14	16	8
Rushing	7	9	9	5	1	14	8	10	2	4	1	12	11	6	6	3
Passing	6	7	10	11	6	11	9	17	8	14	6	8	8	5	9	5
Penalty	1	0	0	0	2	0	4	1	0	1	1	1	2	3	1	0
3rd Down Conv	3-13	4-13	5-13	6-17	6-13	5-11	7-13	7-17	7-17	1-12	4-11	8-16	7-13	2-13	3-14	3-10
3rd Down Pct	23.1	30.8	38.5	35.3	46.2	45.5	53.8	41.2	41.2	8.3	36.4	50.0	53.8	15.4	21.4	30.0
4th Down Conv	0-1	0-2	1-1	1-1	0-0	0-0	0-0	0-0	0-1	0-0	0-0	0-0	1-2	0-1	2-2	0-0
4th Down Pct	0.0	0.0	100.0	100.0	0.0	0.0	0.0	0.0	0.0	0.0	0.0	0.0	50.0	0.0	100.0	0.0
Red Zone Conv	2-2	2-3	3-3	3-5	1-3	2-2	3-4	1-4	3-4	1-2	1-2	3-4	2-3	0-3	1-1	0-0
Red Zone Pct	100.0	67.0	100.0	60.0	33.3	100.0	75.0	25.0	75.0	50.0	50.0	75.0	66.7	0.0	100.0	0.0
Goal to Go Conv	2-2	1-1	1-1	3-4	0-0	2-2	2-2	1-2	1-2	0-0	1-1	3-3	1-1	0-1	1-1	0-0
Goal to Go Pct	100.0	100.0	100.0	75.0	0.0	100.0	100.0	50.0	50.0	0.0	100.0	100.0	100.0	0.0	100.0	0.0
Total Net Yards	309	295	343	275	210	455	281	347	304	344	281	456	390	281	322	125
Total Off. Plays	57	63	62	69	54	58	68	75	71	57	51	66	66	57	61	38
Avg. Gain/Play	5.4	4.7	5.5	4.0	3.9	7.8	4.1	4.6	4.3	6.0	5.5	6.9	5.9	4.9	5.3	3.3
Net Yds Rushing	137	177	158	76	47	332	88	178	20	114	45	292	235	100	117	83
Total Rush Plays	32	41	37	34	22	40	31	36	29	33	11	46	43	24	31	18
Avg. Gain/Rush	4.3	4.3	4.3	2.2	2.1	8.3	2.8	4.9	0.7	3.5	4.1	6.3	5.5	4.2	3.8	4.6
Net Yds Passing	172	118	185	199	163	123	193	169	284	230	236	164	155	181	206	42
Times Sacked	1	1	0	0	0	0	0	2	1	1	1	1	0	0	1	3
Yards Lost	3	10	0	0	0	0	0	11	5	0	7	17	0	0	10	20
Gross Yds Pass	175	128	185	199	163	123	193	180	289	230	243	181	155	181	216	62
Pass Attempts	24	21	25	35	32	18	37	37	41	23	39	19	23	33	29	17
Pass Comp.	14	14	13	18	17	11	24	18	30	13	21	12	14	15	20	11
Completion Pct	58.3	66.7	52.0	51.4	53.1	61.1	64.9	48.6	73.2	56.5	53.8	63.2	60.9	45.5	69.0	64.7
Avg. Gain/Pass	6.9	5.4	7.3	5.7	5.1	6.8	5.2	4.3	6.8	9.6	5.9	8.2	6.7	5.5	6.9	2.1
Interceptions	2	0	1	0	2	0	0	0	0	0	1	0	2	1	0	0
Fumbles/Lost	1-0	2-1	1-1	3-1	0-0	0-0	1-0	0-0	2-1	0-0	2-1	1-1	1-1	2-1	1-0	1-0
Penalties	5	5	8	4	10	8	4	2	8	10	8	9	13	7	4	3
Penalty Yards	36	25	75	18	78	55	40	15	55	63	60	65	131	64	45	30
Punts	7	6	6	6	4	4	1	6	8	8	5	3	4	5	7	6
Gross Punt Avg.	42.9	48.0	44.7	43.5	39.0	43.0	54.0	43.2	37.8	43.0	42.2	47.7	34.8	42.0	39.7	47.7
Touchbacks	2	1	0	0	1	1	0	0	0	1	2	0	0	0	2	3
Inside20	0	2	3	3	1	3	1	2	5	2	0	0	1	1	2	1
Punts Blocked	0	0	0	0	0	0	0	0	0	0	0	0	0	0	0	0
Net Punt Avg.	30.7	37.7	37.2	40.3	32.3	37.5	51.5	38.7	36.1	36.6	32.6	48.0	29.8	39.0	33.7	36.0
Punt Returns	2	2	2	4	1	2	1	1	4	3	0	6	2	1	3	0
Punt Return Yds	15	6	15	55	33	2	0	13	43	14	0	49	44	17	23	0
Punt Return Avg.	7.5	3.0	7.5	13.8	33.0	1.0	0.0	13.0	10.8	4.7	0.0	8.2	22.0	17.0	7.7	0.0
Fair Catches	2	1	0	1	2	0	1	1	1	7	0	0	1	0	1	1
Kickoff Returns	2	1	4	4	2	3	2	6	2	3	7	3	3	3	2	5
KO Return Yards	33	36	98	120	77	51	77	144	46	73	130	95	69	63	37	169
KO Return Avg.	16.5	36.0	24.5	30.0	38.5	17.0	38.5	24.0	23.0	24.3	18.6	31.7	23.0	21.0	18.5	33.8
Time of Poss.	28:40	32:34	29:19	31:03	25:32	30:50	34:14	31:21	33:16	27:33	19:30	36:54	33:46	23:38	29:09	21:40
Turnover Ratio	+1	+1	+1	+3	0	0	+2	+2	0	0	+1	+2	-2	-1	+4	0

2008 GAME-BY-GAME DEFENSE



	9/7	9/14	9/21	9/28	10/5	10/19	10/27	11/2	11/9	11/16	11/23	11/27	12/7	12/14	12/21	12/28
	A	@C	H	M	@B	@K	I	G	@C	@J	N	@D	C	@H	P	@I
	J	I	S	I	L	C	N	B	H	A	Y	E	L	S	I	N
	X	N	T	N	T		D		I	X	J	T	V	T	T	D
Points	10	7	12	17	10	10	21	16	14	14	34	10	9	13	14	23
1st Qtr	0	0	6	0	3	0	7	0	7	0	7	3	6	0	0	10
2nd Qtr	7	7	6	10	0	0	0	10	0	14	3	7	0	10	7	6
3rd Qtr	0	0	0	0	7	0	7	3	0	0	10	0	0	0	7	0
4th Qtr	3	0	0	7	0	10	7	3	7	0	14	0	3	3	0	7
Overtime	0	0	0	0	0	0	0	0	0	0	0	0	0	0	0	0
TDs (Ru-P-Ret)	0-1-0	1-0-0	1-0-0	2-0-0	1-0-0	1-0-0	1-2-0	0-1-0	1-1-0	2-0-0	2-2-0	0-1-0	0-0-0	0-1-0	0-2-0	0-1-1
PATs	1-1	1-1	0-1	2-2	1-1	1-1	3-3	1-1	2-2	2-2	4-4	1-1	0-0	1-1	2-2	2-2
2PT Convs	0-0	0-0	0-0	0-0	0-0	0-0	0-0	0-0	0-0	0-0	0-0	0-0	0-0	0-0	0-0	0-0
FGs	1-2	0-1	2-2	1-2	1-2	1-3	0-0	3-3	0-1	0-0	2-2	1-1	3-4	2-3	0-1	3-3
Safeties	0	0	0	0	0	0	0	0	0	0	0	0	0	0	0	0
First Downs	13	11	18	18	22	13	19	18	15	17	28	6	12	22	23	21
Rushing	1	3	7	4	10	4	7	5	6	6	9	1	2	6	3	7
Passing	11	7	8	13	9	8	12	12	8	7	14	5	8	11	19	14
Penalty	1	1	3	1	3	1	0	1	1	4	5	0	2	5	1	0
3rd Down Conv	5-14	3-13	3-15	7-15	7-14	4-14	6-13	6-15	3-14	3-15	7-13	0-11	4-16	7-17	6-13	8-14
3rd Down Pct	35.7	23.1	20.0	46.7	50.0	28.6	46.2	40.0	21.4	20.0	53.8	0.0	25.0	41.2	46.2	57.1
4th Down Conv	1-1	2-2	2-6	0-0	0-0	0-0	0-2	0-2	1-2	0-1	0-0	0-0	1-1	1-1	0-0	0-0
4th Down Pct	100.0	100.0	33.3	0.0	0.0	0.0	0.0	0.0	50.0	0.0	0.0	0.0	100.0	100.0	0.0	0.0
Red Zone Conv	1-4	1-2	1-6	1-1	1-1	1-2	3-3	1-4	2-2	2-2	3-6	1-1	0-0	1-4	0-2	1-3
Red Zone Pct	25.0	50.0	16.7	100.0	100.0	50.0	100.0	25.0	100.0	100.0	50.0	100.0	0.0	25.0	0.0	33.3
Goal to Go Conv	1-2	0-0	1-3	1-1	1-1	0-1	1-1	1-2	2-2	2-2	3-3	1-1	0-0	0-1	0-1	1-2
Goal to Go Pct	50.0	0.0	33.3	100.0	100.0	0.0	100.0	50.0	100.0	100.0	100.0	100.0	0.0	0.0	0.0	50.0
Total Net Yards	189	215	317	333	285	272	317	390	243	257	409	154	178	375	374	390
Total Off. Plays	59	56	68	68	65	57	63	69	63	66	73	46	64	71	69	65
Avg. Gain/Play	3.2	3.8	4.7	4.9	4.4	4.8	5.0	5.7	3.9	3.9	5.6	3.3	2.8	5.3	5.4	6.0
Net Yds Rushing	33	88	146	80	132	58	94	102	78	140	192	23	35	107	73	121
Total Rush Plays	17	28	28	20	38	17	22	24	24	32	39	14	19	29	24	27
Avg. Gain/Rush	1.9	3.1	5.2	4.0	3.5	3.4	4.3	4.3	3.3	4.4	4.9	1.6	1.8	3.7	3.0	4.5
Net Yds Passing	156	127	171	253	153	214	223	288	165	117	217	131	143	268	301	269
Times Sacked	7	1	3	4	0	3	0	4	2	4	2	4	1	3	5	1
Yards Lost	59	7	17	21	0	21	0	26	8	18	7	23	7	16	28	4
Gross Yds Pass	215	134	188	274	153	235	223	314	173	135	224	154	150	284	329	273
Pass Attempts	35	27	37	44	27	37	41	41	37	30	32	28	44	39	40	37
Pass Comp.	23	16	17	26	18	23	26	22	20	13	25	14	22	23	26	29
Completion Pct	65.7	59.3	45.9	59.1	66.7	62.2	63.4	53.7	54.1	43.3	78.1	50.0	50.0	59.0	65.0	78.4
Avg. Gain/Pass	3.7	4.5	4.3	5.3	5.7	5.4	5.4	6.4	4.2	3.4	6.4	4.1	3.2	6.4	6.7	7.1
Interceptions	2	2	3	1	2	0	2	1	1	1	1	1	1	0	2	0
Fumbles/Lost	1-1	3-0	2-0	4-3	0-0	1-0	0-0	1-1	0-0	1-0	2-1	4-2	2-0	1-1	5-2	1-0
Penalties	6	5	2	7	11	8	5	4	3	9	3	5	8	11	3	3
Penalty Yards	50	35	10	50	91	60	35	41	20	61	27	38	68	127	17	20
Punts	6	7	4	6	4	7	3	3	8	10	1	9	6	6	5	2
Gross Punt Avg.	37.0	30.9	42.5	54.0	39.0	47.6	37.0	44.3	39.1	40.9	50.0	47.9	42.5	42.8	44.0	38.0
Touchbacks	1	0	0	1	1	2	0	0	1	0	0	1	2	1	0	0
Inside20	4	2	2	0	2	1	3	1	0	1	1	3	1	3	2	2
Punts Blocked	0	1	0	0	0	0	0	0	0	0	0	0	0	0	0	0
Net Punt Avg.	31.2	30.0	38.8	41.5	25.8	41.6	37.0	40.0	31.3	39.5	50.0	40.2	28.5	36.7	39.4	38.0
Punt Returns	2	2	4	3	1	1	1	3	2	2	2	2	2	2	2	1
Punt Return Yds	45	42	45	19	7	2	5	27	13	31	8	-1	20	15	2	10
Punt Return Avg.	22.5	21.0	11.3	6.3	7.0	2.0	5.0	9.0	6.5	15.5	4.0	-0.5	10.0	7.5	1.0	10.0
Fair Catches	1	0	2	2	2	1	0	1	2	4	0	0	1	2	0	2
KO Returns	4	3	4	5	1	7	6	3	4	4	2	7	4	4	2	1
KO Return Yards	138	92	82	133	25	192	150	97	99	75	39	148	105	97	30	22
KO Return Avg.	34.5	30.7	20.5	26.6	25.0	27.4	25.0	32.3	24.8	18.8	19.5	21.1	26.3	24.3	15.0	22.0

Front Office

Coaching Staff

Players

Rookies

2008 SEASON

Records

History

Playoff History

Sidelines

2008 GAME-BY-GAME PASSING

Front Office

Coaching Staff

Players

Rookies

2008 SEASON

Records

History

Playoff History

Sidelines

K. COLLINS

Date	Opponent	Att	Cmp	Pct	Yds	TD	Int	Lg	Sk	Yds	Rating
9/7	Jacksonville	2	2	100.0	65	0	0	44	0	0	118.8
9/14	@ Cincinnati	21	14	66.7	128	1	0	19	1	10	98.9
9/21	Houston	25	13	52.0	185	1	1	37	0	0	72.9
9/28	Minnesota	35	18	51.4	199	0	0	28	0	0	68.6
10/5	@ Baltimore	32	17	53.1	163	1	2	26	0	0	52.0
10/19	@ Kansas City	18	11	61.1	123	0	0	28	0	0	81.5
10/27	Indianapolis	37	24	64.9	193	0	0	23	0	0	77.9
11/2	Green Bay	37	18	48.6	180	0	0	25	2	11	62.9
11/9	@ Chicago	41	30	73.2	289	2	0	25	1	5	108.7
11/16	@ Jacksonville	23	13	56.5	230	3	1	56t	1	0	112.3
11/23	N.Y. Jets	39	21	53.8	243	1	0	37	1	7	81.5
11/27	@ Detroit	18	11	61.1	127	0	0	26	1	17	82.4
12/7	Cleveland	23	14	60.9	155	2	2	28t	0	0	73.6
12/14	@ Houston	33	15	45.5	181	0	1	40	0	0	50.2
12/21	Pittsburgh	29	20	69.0	215	1	0	34t	1	10	101.9
12/28	@ Indianapolis	2	1	50.0	0	0	0	0	0	0	56.3
2008 TOTALS		415	242	58.3	2676	12	7	56t	8	60	80.2

V. YOUNG

Date	Opponent	Att	Cmp	Pct	Yds	TD	Int	Lg	Sk	Yds	Rating
9/7	Jacksonville	22	12	54.5	110	1	2	27	1	3	45.6
11/27	@ Detroit	1	1	100.0	54	0	0	54	0	0	118.8
12/28	@ Indianapolis	13	9	69.2	55	0	0	13	2	10	77.4
2008 TOTALS		36	22	61.1	219	1	2	54	3	13	64.5

Inactive: 9/14 @CIN, 9/21 HST, 9/28 MIN. Did Not Play: 10/5 @BLT, 10/19 @KC, 10/27 IND, 11/2 GB, 11/9 @CHI, 11/16 @JAX, 11/23 NYJ, 12/7 CLV, 12/14 @HST, 12/21 PIT.

C. SIMMS

Date	Opponent	Att	Cmp	Pct	Yds	TD	Int	Lg	Sk	Yds	Rating
9/7	Jacksonville										
10/5	@ Baltimore										
12/28	@ Indianapolis	2	1	50.0	7	0	0	7	1	10	58.3
2008 TOTALS		2	1	50.0	7	0	0	7	1	10	58.3

Inactive: 10/19 @KC, 10/27 IND, 11/2 GB, 11/9 @CHI, 11/16 @JAX, 11/23 NYJ, 11/27 @DET, 12/7 CLV, 12/14 @HST, 12/21 PIT. Did Not Play: 9/14 @CIN, 9/21 HST, 9/28 MIN.

2008 GAME-BY-GAME PUNTING

C. HENTRICH

Date	Opponent	No	Yds	Avg	Net	TB	In 20	Lg	Ret.	Blk
9/7	Jacksonville	7	300	42.9	30.7	2	0	56	2	0
9/14	@ Cincinnati	6	288	48.0	37.7	1	2	70	2	0
9/21	Houston	6	268	44.7	37.2	0	3	52	4	0
9/28	Minnesota	6	261	43.5	40.3	0	3	50	3	0
10/5	@ Baltimore	4	156	39.0	32.3	1	1	47	1	0
10/19	@ Kansas City	4	172	43.0	37.5	1	3	50	1	0
10/27	Indianapolis	2	108	54.0	51.5	0	1	75	1	0
11/2	Green Bay	6	259	43.2	38.7	0	2	60	3	0
11/9	@ Chicago	8	302	37.8	36.1	0	5	55	2	0
11/16	@ Jacksonville	8	344	43.0	36.6	1	2	53	2	0
11/23	N.Y. Jets	5	211	42.2	32.6	2	0	52	2	0
11/27	@ Detroit	3	143	47.7	48.0	0	0	59	2	0
12/7	Cleveland	4	139	34.8	29.8	0	1	44	2	0
12/14	@ Houston	5	210	42.0	39.0	0	1	50	2	0
12/21	Pittsburgh	7	278	39.7	33.7	2	2	54	2	0
12/28	@ Indianapolis	6	286	47.7	36.0	3	1	57	1	0
2008 TOTALS		87	3725	42.8	36.5	13	27	75	32	0



Craig Hentrich

2008 GAME-BY-GAME RUSHING

Date	Opponent	<i>C. JOHNSON</i>					<i>L. WHITE</i>					<i>Q. GANTHER</i>				
		Att	Yds	Avg	Lg	TD	Att	Yds	Avg	Lg	TD	Att	Yds	Avg	Lg	TD
9/7	Jacksonville	15	93	6.2	18	0	15	40	2.7	10	1	INACTIVE				
9/14	@ Cincinnati	19	109	5.7	51	0	18	59	3.3	17	1	INACTIVE				
9/21	Houston	16	74	4.6	14	0	16	49	3.1	15	2	0	0	-	0	0
9/28	Minnesota	17	61	3.6	9	2	11	13	1.2	3	1	0	0	-	0	0
10/5	@ Baltimore	18	44	2.4	13	0	3	4	1.3	5	0	0	0	-	0	0
10/19	@ Kansas City	18	168	9.3	66t	1	17	149	8.8	80t	3	2	11	5.5	6	0
10/27	Indianapolis	19	77	4.1	16t	1	10	13	1.3	5	2	0	0	-	0	0
11/2	Green Bay	24	89	3.7	14	1	8	77	9.6	54	0	0	0	-	0	0
11/9	@ Chicago	14	8	0.6	7	0	10	14	1.4	6	1	0	0	-	0	0
11/16	@ Jacksonville	17	64	3.8	11	0	14	52	3.7	6	0	0	0	-	0	0
11/23	N.Y. Jets	10	46	4.6	24	0	1	-1	-1.0	-1	0	0	0	-	0	0
11/27	@ Detroit	16	125	7.8	58t	2	23	106	4.6	25	2	3	23	7.7	22	0
12/7	Cleveland	19	136	7.2	33	1	24	99	4.1	13	1	0	0	-	0	0
12/14	@ Houston	13	65	5.0	16	0	8	26	3.3	12	0	INACTIVE				
12/21	Pittsburgh	16	69	4.3	21t	1	15	48	3.2	10	1	0	0	-	0	0
12/28	@ Indianapolis	INACTIVE					7	25	3.6	7	0	4	27	6.8	13	0
2008 TOTALS		251	1,228	4.9	66t	9	200	773	3.9	80t	15	9	61	6.8	22	0

Date	Opponent	<i>K. COLLINS</i>					<i>V. YOUNG</i>					<i>A. HALL</i>				
		Att	Yds	Avg	Lg	TD	Att	Yds	Avg	Lg	TD	Att	Yds	Avg	Lg	TD
9/7	Jacksonville	1	0	0.0	0	0	1	4	4.0	4	0	0	0	-	0	0
9/14	@ Cincinnati	0	0	-	0	0	INACTIVE					3	9	3.0	6	0
9/21	Houston	3	30	10.0	17	0	INACTIVE					1	1	1.0	1	0
9/28	Minnesota	6	2	0.3	5	0	INACTIVE					0	0	-	0	0
10/5	@ Baltimore	1	-1	-1.0	-1	0	DID NOT PLAY					0	0	-	0	0
10/19	@ Kansas City	2	-2	-1.0	-1	0	DID NOT PLAY					1	6	6.0	6	0
10/27	Indianapolis	2	-2	-1.0	-1	0	DID NOT PLAY					0	0	-	0	0
11/2	Green Bay	1	8	8.0	8	0	DID NOT PLAY					1	3	3.0	3	0
11/9	@ Chicago	4	-1	-0.3	0	0	DID NOT PLAY					1	-1	-1.0	-1	0
11/16	@ Jacksonville	2	-2	-1.0	-1	0	DID NOT PLAY					0	0	-	0	0
11/23	N.Y. Jets	0	0	-	0	0	DID NOT PLAY					0	0	-	0	0
11/27	@ Detroit	1	12	12.0	12	0	2	-2	-1.0	-1	0	0	0	-	0	0
12/7	Cleveland	0	0	-	0	0	DID NOT PLAY					0	0	-	0	0
12/14	@ Houston	2	5	2.5	6	0	DID NOT PLAY					0	0	-	0	0
12/21	Pittsburgh	0	0	-	0	0	DID NOT PLAY					0	0	-	0	0
12/28	@ Indianapolis	0	0	-	0	0	5	25	5.0	8	0	1	3	3.0	3	0
2008 TOTALS		25	49	2.0	17	0	8	27	3.4	8	0	8	21	2.6	6	0

Other Rushers: Chris Henry (1 for 3 yards @IND, 12/28), Craig Hentrich (1 for 0 yards @CIN, 9/14; 1 for -6 yards vs. GB, 11/2), Brandon Jones (1 for 7 yards vs. GB, 11/2; 1 for 28 yards @DET, 11/27), Justin McCareins (1 for 4 yards vs. HST, 9/21; 1 for 4 yards at HST, 12/14)



2008 GAME-BY-GAME RECEIVING

Date	Opponent	<i>J. GAGE</i>					<i>B. SCAIFE</i>					<i>B. JONES</i>				
		No	Yds	Avg	Lg	TD	No	Yds	Avg	Lg	TD	No	Yds	Avg	Lg	TD
9/7	Jacksonville	2	25	12.5	21	0	6	105	17.5	44	0	1	5	5	5	0
9/14	@ Cincinnati	5	59	11.8	19	1	1	6	6.0	6	0	2	26	13	19	0
9/21	Houston	INACTIVE					3	26	8.7	11	1	2	21	10.5	18	0
9/28	Minnesota	5	92	18.4	28	0	3	17	5.7	9	0	3	34	11.3	13	0
10/5	@ Baltimore	INACTIVE					7	72	10.3	15	0	3	54	18	26	0
10/19	@ Kansas City	INACTIVE					3	48	16.0	26	0	0	0	-	0	0
10/27	Indianapolis	1	6	6.0	6	0	5	44	8.8	16	0	4	40	10	15	0
11/2	Green Bay	0	0	-	0	0	4	26	6.5	10	0	4	36	9	13	0
11/9	@ Chicago	4	47	11.8	16	1	10	78	7.8	14	1	8	82	10.3	25	0
11/16	@ Jacksonville	4	147	36.8	56t	2	2	28	14.0	20	0	2	23	11.5	13t	1
11/23	N.Y. Jets	1	37	37.0	37	0	3	40	13.3	17	0	4	40	10	23	0
11/27	@ Detroit	2	40	20.0	26	0	1	8	8.0	8	0	1	6	6	6	0
12/7	Cleveland	2	18	9.0	9t	1	2	19	9.5	14	0	2	18	9	15	0
12/14	@ Houston	3	76	25.3	34	0	3	11	3.7	9	0	3	51	17	40	0
12/21	Pittsburgh	5	104	20.8	34t	1	4	25	6.3	9	0	0	0	-	0	0
12/28	@ Indianapolis	INACTIVE					1	8	8.0	8	0	2	13	6.5	13	0
2008 TOTALS		34	651	19.1	56t	6	58	561	9.7	44	2	41	449	11.0	40	1

2008 GAME-BY-GAME RECEIVING

Front Office

Coaching Staff

Players

Rookies

2008 SEASON

Records

History

Playoff History

Sidelines

Date	Opponent	<i>J. McCAREINS</i>					<i>C. JOHNSON</i>					<i>A. CRUMPLER</i>					
		No	Yds	Avg	Lg	TD	No	Yds	Avg	Lg	TD	No	Yds	Avg	Lg	TD	
9/7	Jacksonville	0	0	-	0	0	3	34	11.3	20	1	1	4	4.0	4	0	
9/14	@ Cincinnati	2	9	4.5	6	0	2	12	6.0	7	0	2	16	8.0	9	0	
9/21	Houston	3	86	28.7	37	0	2	5	2.5	9	0	2	26	13.0	14	0	
9/28	Minnesota	3	37	12.3	16	0	3	14	4.7	7	0	0	0	-	0	0	
10/5	@ Baltimore	0	0	-	0	0	2	4	2.0	9	0	2	15	7.5	11t	1	
10/19	@ Kansas City	INACTIVE					2	4	2.0	2	0	2	38	19.0	28	0	
10/27	Indianapolis	2	30	15.0	23	0	4	19	4.8	9	0	4	35	8.8	11	0	
11/2	Green Bay	3	42	14.0	20	0	6	72	12.0	25	0	0	0	-	0	0	
11/9	@ Chicago	0	0	-	0	0	2	15	7.5	8	0	3	35	11.7	20	0	
11/16	@ Jacksonville	INACTIVE					4	24	6.0	15	0	1	8	8.0	8	0	
11/23	N.Y. Jets	4	43	10.8	14	0	3	15	5.0	7	0	1	8	8.0	8	0	
11/27	@ Detroit	2	43	21.5	23	0	2	9	4.5	5	0	2	22	11.0	11	0	
12/7	Cleveland	1	20	20.0	20	0	4	30	7.5	8	0	1	20	20.0	20	0	
12/14	@ Houston	3	36	12.0	17	0	2	2	1.0	1	0	0	0	-	0	0	
12/21	Pittsburgh	6	55	9.2	19	0	2	1	0.5	2	0	3	30	10.0	11	0	
12/28	@ Indianapolis	1	11	11.0	11	0	INACTIVE					DID NOT PLAY					
2008 TOTALS		30	412	13.7	37	0	43	260	6.0	25	1	24	257	10.7	28	1	
Date	Opponent	<i>A. HALL</i>					<i>L. HAWKINS</i>					<i>Q. GANTHER</i>					
		No	Yds	Avg	Lg	TD	No	Yds	Avg	Lg	TD	No	Yds	Avg	Lg	TD	
9/7	Jacksonville	1	2	2.0	2	0	INACTIVE					INACTIVE					
9/14	@ Cincinnati	0	0	-	0	0	INACTIVE					INACTIVE					
9/21	Houston	0	0	-	0	0	0	0	-	0	0	0	0	-	0	0	
9/28	Minnesota	1	5	5.0	5	0	INACTIVE					INACTIVE					
10/5	@ Baltimore	1	8	8.0	8	0	0	0	-	0	0	0	0	-	0	0	
10/19	@ Kansas City	1	15	15.0	15	0	2	11	5.5	8	0	0	0	-	0	0	
10/27	Indianapolis	2	5	2.5	3	0	1	13	13.0	13	0	0	0	-	0	0	
11/2	Green Bay	0	0	-	0	0	1	4	4.0	4	0	0	0	-	0	0	
11/9	@ Chicago	0	0	-	0	0	2	26	13.0	19	0	0	0	-	0	0	
11/16	@ Jacksonville	0	0	-	0	0	0	0	-	0	0	0	0	-	0	0	
11/23	N.Y. Jets	1	6	6.0	6t	1	1	14	14.0	14	0	3	40	13.3	15	0	
11/27	@ Detroit	2	53	26.5	54	0	0	0	-	0	0	0	0	-	0	0	
12/7	Cleveland	1	28	28.0	28t	1	0	0	-	0	0	0	0	-	0	0	
12/14	@ Houston	1	5	5.0	5	0	0	0	-	0	0	INACTIVE					
12/21	Pittsburgh	0	0	-	0	0	0	0	-	0	0	0	0	-	0	0	
12/28	@ Indianapolis	2	11	5.5	11	0	0	0	-	0	0	3	3	1.0	2	0	
2008 TOTALS		13	138	10.6	54	2	7	68	9.7	19	0	6	43	7.2	15	0	
Date	Opponent	<i>C. DAVIS</i>					<i>L. WHITE</i>					<i>C. STEVENS</i>					
		No	Yds	Avg	Lg	TD	No	Yds	Avg	Lg	TD	No	Yds	Avg	Lg	TD	
9/7	Jacksonville	DID NOT PLAY					0	0	-	0	0	0	0	0	-	0	0
9/14	@ Cincinnati	0	0	-	0	0	0	0	-	0	0	0	0	-	0	0	
9/21	Houston	1	21	21.0	21	0	0	0	-	0	0	0	0	-	0	0	
9/28	Minnesota	0	0	-	0	0	0	0	-	0	0	0	0	-	0	0	
10/5	@ Baltimore	1	10	10.0	10	0	1	0	0.0	0	0	0	0	-	0	0	
10/19	@ Kansas City	DID NOT PLAY					1	7	7.0	7	0	0	0	-	0	0	
10/27	Indianapolis	INACTIVE					1	1	1.0	1	0	0	0	-	0	0	
11/2	Green Bay	INACTIVE					0	0	-	0	0	0	0	-	0	0	
11/9	@ Chicago	INACTIVE					1	6	6.0	6	0	0	0	-	0	0	
11/16	@ Jacksonville	INACTIVE					0	0	-	0	0	0	0	-	0	0	
11/23	N.Y. Jets	INACTIVE					0	0	-	0	0	0	0	-	0	0	
11/27	@ Detroit	INACTIVE					0	0	-	0	0	0	0	-	0	0	
12/7	Cleveland	INACTIVE					1	2	2.0	2	0	0	0	-	0	0	
12/14	@ Houston	INACTIVE					0	0	-	0	0	0	0	-	0	0	
12/21	Pittsburgh	INACTIVE					0	0	-	0	0	0	0	-	0	0	
12/28	@ Indianapolis	0	0	-	0	0	0	0	-	0	0	1	9	9.0	9	0	
2008 TOTALS		2	31	15.5	21	0	5	16	3.2	7	0	1	9	9.0	9	0	
Date	Opponent	<i>P. WILLIAMS</i>															
		No	Yds	Avg	Lg	TD											
9/7	Jacksonville	0	0	-	0	0											
9/14	@ Cincinnati	INACTIVE															
9/21	Houston	INACTIVE															
9/28	Minnesota	INACTIVE															
10/5	@ Baltimore	INACTIVE															
10/19	@ Kansas City	0	0	-	0	0											
10/27	Indianapolis	0	0	-	0	0											
11/2	Green Bay	INACTIVE															
11/9	@ Chicago	INACTIVE															
11/16	@ Jacksonville	0	0	-	0	0											
11/23	N.Y. Jets	INACTIVE															
11/27	@ Detroit	INACTIVE															
12/7	Cleveland	INACTIVE															
12/14	@ Houston	INACTIVE															
12/21	Pittsburgh	INACTIVE															
12/28	@ Indianapolis	1	7	7.0	7	0											
2008 TOTALS		1	7	7.0	7	0											



2008 PLAYER PARTICIPATION

NAME/WEEK	1	2	3	4	5	6	7	8	9	10	11	12	13	14	15	16
Allred, Colin	P	P	IA	P	P	P	IA	IA	IA	P	P	P	P	P	P	P
Amano, Eugene	LG	LG	LG	LG	LG	LG	LG	LG	LG	LG	LG	LG	LG	LG	LG	LG
Amato, Ken	P	P	P	P	P	P	P	P	P	P	P	P	P	P	P	P
Ball, Dave	P	P	P	P	P	P	P	P	P	RDE	P	P	P	RDE	RDE	IA
Bennett, Charles	X	X	X	X	PS	PS	PS	PS	PS	PS	PS	PS	PS	PS	PS	PS
Bironas, Rob	P	P	P	P	P	P	P	P	P	P	P	P	P	P	P	P
Blakley, Dwayne	IA	X	X	X	X	X	X	X	X	X	X	X	X	X	X	X
Bulluck, Keith	RLB	RLB	RLB	RLB	RLB	RLB	RLB	RLB	RLB	RLB	RLB	RLB	RLB	RLB	RLB	RLB
Brown, Tony	LDT	LDT	LDT	LDT	LDT	IA	LDT	LDT	LDT	LDT	LDT	LDT	LDT	LDT	LDT	LDT
Carr, Chris	P	P	P	P	P	P	P	P	P	P	LCB	P	P	P	P	LCB
Collins, Kerry	P	QB	QB	QB	QB	QB	QB	QB	QB	QB	QB	QB	QB	QB	QB	QB
Cramer, Casey	X	X	X	X	X	X	X	X	X	X	X	X	X	X	X	X
Crumpler, Alge	TE	TE	TE	TE	TE	TE	TE	TE	TE	TE	TE	TE	TE	TE	TE	DNP
Datish, Doug	X	X	X	X	X	X	X	X	X	X	X	X	X	X	X	PS
Davis, Chris	DNP	P	P	P	P	DNP	IA	IA	IA	IA	IA	IA	IA	IA	IA	P
Davis, Tanard	X	X	X	X	X	X	X	X	X	X	X	PS	PS	PS	PS	PS
Ealy, Biren	PS	PS	PS	PS	PS	PS	PS	PS	PS	PS	PS	PS	PS	PS	PS	PS
Finnegan, Cortland	RCB	RCB	RCB	RCB	RCB	RCB	RCB	RCB	RCB	RCB	RCB	RCB	RCB	RCB	RCB	RCB
Ford, Jacob	P	IA	IA	P	P	RDE	P	RDE	P	RDE	P	P	P	P	P	RDE
Fowler, Ryan	MLB	MLB	MLB	LB	P	P	P	P	P	P	P	P	P	P	P	P
Fuller, Vincent	P	P	P	P	P	P	P	DB	P	P	P	P	P	P	P	P
Gage, Justin	WR	WR	IA	WR	IA	IA	P	WR	WR	WR	WR	WR	WR	WR	WR	IA
Ganther, Quinton	IA	IA	P	P	P	P	P	P	P	P	P	P	P	P	IA	P
Griffin, Michael	FS	FS	FS	FS	FS	FS	FS	FS	FS	FS	FS	FS	FS	FS	FS	FS
Gordon, Amon	X	X	X	X	X	X	X	X	PS	PS	PS	PS	PS	PS	P	P
Hall, Ahmad	FB	FB	FB	FB	FB	FB	P	FB	P	FB	P	FB	FB	FB	P	FB
Harper, Nick	LCB	LCB	LCB	P	LCB	LCB	LCB	LCB	IA	IA	LCB	LCB	LCB	LCB	IA	P
Harris, Leroy	P	P	P	P	P	P	P	P	P	P	P	P	P	P	P	C
Harris, Tuff	PS	PS	PS	PS	PS	PS	PS	PS	PS	PS	P	P	P	P	P	P
Hawkins, Lavelle	IA	IA	P	IA	P	WR	P	WR	P	P	P	P	P	P	P	P
Hayes, William	IA	P	IA	IA	IA	P	IA	P	P	IA	IA	IA	IA	IA	P	P
Haynesworth, Albert	RDT	RDT	RDT	RDT	RDT	RDT	RDT	RDT	RDT	RDT	RDT	RDT	RDT	RDT	RDT	IA
Henry, Chris	IA	IA	IA	IA	IA	IA	IA	IA	IA	IA	IA	IA	IA	IA	IA	P
Hentrich, Craig	P	P	P	P	P	P	P	P	P	P	P	P	P	P	P	P
Hill, Reynaldo	IA	P	P	P	IA	IA	IA	P	IA	P	IR	IR	IR	IR	IR	IR
Hope, Chris	SS	SS	SS	SS	SS	SS	SS	SS	SS	SS	SS	SS	SS	SS	SS	SS
Johnson, Antonio	PS	PS	PS	PS	PS	PS	PS	PS	X	X	X	X	X	X	X	X
Johnson, Chris	RB	RB	P	RB	RB	RB	RB	RB	RB	RB	RB	RB	RB	RB	RB	IA
Jones, Brandon	P	P	P	P	WR	WR	WR	P	WR	P	WR	P	WR	P	WR	P
Jones, Derrick	X	X	X	X	X	X	X	X	X	X	X	X	X	PS	PS	PS
Jones, Jason	P	P	P	P	P	LT	P	P	P	IA	IA	IA	P	P	RDT	RDT
Kearse, Jevon	LDE	LDE	LDE	LDE	LDE	LDE	LDE	LDE	LDE	LDE	LDE	LDE	LDE	LDE	LDE	LDE
Keglar, Stanford	IA	IA	P	IA	P	P	P	P	P	P	P	P	P	P	P	P
King, Eric	P	P	P	P	P	P	P	P	P	LCB	IR	IR	IR	IR	IR	IR
Little, Rafael	NFI	NFI	NFI	NFI	NFI	NFI	NFI	NFI	NFI	NFI	NFI	IR	IR	IR	IR	IR
Loper, Daniel	P	P	P	P	P	P	P	P	P	P	P	P	P	P	P	P
Martin, Ingle	PS	X	X	X	X	X	X	X	X	X	X	X	X	X	X	X
Mawae, Kevin	C	C	C	C	C	C	C	C	C	C	C	C	C	C	C	IA
McCareins, Justin	WR	WR	WR	WR	WR	IA	P	P	WR	IA	WR	P	WR	P	WR	WR
Miller, Josh	X	X	X	X	IA	X	X	X	X	X	X	X	X	X	X	X
Mulligan, Matthew	X	X	X	X	X	X	X	X	X	PS	PS	PS	PS	PS	PS	PS
Murphy, Jason	PS	PS	PS	PS	PS	PS	PS	PS	PS	PS	PS	PS	PS	PS	PS	PS
Nickey, Donnie	P	P	P	P	P	P	P	P	P	P	P	P	P	P	P	P
Otto, Mike	IA	IA	IA	IA	IA	IA	IA	IA	IA	IA	IA	IA	IA	IA	IA	P
Parsons, Preston	X	PS	PS	PS	PS	X	X	X	X	X	X	X	X	X	X	X
Petrowski, Jamie	PS	PS	PS	PS	PS	PS	PS	PS	PS	PS	X	X	X	X	X	X
Poole, Tyrone	X	X	X	X	X	X	X	X	X	X	P	IA	IA	IA	IA	P
Roos, Michael	LT	LT	LT	LT	LT	LT	LT	LT	LT	LT	LT	LT	LT	LT	LT	LT
Scaife, Bo	P	P	TE	P	P	TE	TE	TE	P	TE	TE	P	P	P	TE	P
Scott, Jake	RG	RG	RG	RG	RG	RG	RG	RG	RG	RG	RG	RG	RG	RG	RG	RG
Simms, Chris	X	DNP	DNP	DNP	X	IA	IA	IA	IA	IA	IA	IA	IA	IA	IA	P
Stamer, Josh	P	P	P	P	P	P	P	P	P	P	P	P	P	P	P	LLB
Stevens, Craig	P	P	P	P	P	P	P	TE	P	P	P	P	P	P	P	TE
Stewart, David	RT	RT	RT	RT	RT	RT	RT	RT	RT	RT	RT	RT	RT	RT	RT	RT
Thornton, David	LLB	LLB	LLB	LLB	LLB	LLB	LLB	LLB	LLB	LLB	LLB	LLB	LLB	LLB	LLB	IA
Tulloch, Stephen	P	P	MLB	MLB	MLB	MLB	P	MLB	MLB	MLB	MLB	MLB	MLB	MLB	MLB	MLB
Vanden Bosch, Kyle	RDE	RDE	RDE	RDE	RDE	IA	RDE	IA	IA	RDE	RDE	RDE	RDE	IA	IA	IA
Velasco, Fernando	PS	PS	PS	PS	PS	PS	PS	PS	PS	PS	PS	PS	PS	PS	PS	PS
Vickerson, Kevin	P	P	IA	IA	P	IA	IA	P	P	P	P	P	SUS	SUS	SUS	SUS
White, Len	Dale	P	P	RB	P	P	P	P	P	P	P	P	P	P	P	RB
Williams, Cary	PS	PS	PS	PS	PS	PS	PS	PS	PS	PS	PS	PS	PS	PS	P	IR
Williams, Paul	P	IA	IA	IA	IA	P	IA	IA	P	IA	IA	IA	IA	IA	IA	P
Winkler, Ulrich	IR	IR	IR	IR	IR	IR	IR	IR	IR	IR	IR	IR	IR	IR	IR	IR
Young, Vince	QB	IA	IA	IA	DNP	DNP	DNP	DNP	DNP	DNP	DNP	P	DNP	DNP	DNP	P

Starters indicated by position (QB, RB, MLB, etc.); P = played but did not start; DNP = active but did not play; IA = inactive for game; PS = practice squad; X = not on roster; IR = injured reserve; SUS = reserve/suspended; NFI = non-football injury; PUP = physically unable to perform

2008 PLAYOFF STATS

Head Coach: Jeff Fisher

Record: 0-1

DATE OPPONENT SCORE W/L ATT

Jan. 10 Baltimore 10-13 L 69,143

	TITANS	OPP
TOTAL FIRST DOWNS	21	9
Rushing	4	3
Passing	16	5
Penalty	1	1
3rd Down: Made/Att	4/14	3/13
3rd Down Pct.	28.6	23.1
4th Down: Made/Att	0/2	0/0
4th Down Pct.	0.0	0.0
POSSESSION AVG.	34:07	25:53
TOTAL NET YARDS	391	211
Avg. Per Game	391.0	211.0
Total Plays	71	52
Avg. Per Play	5.5	4.1
NET YARDS RUSHING	116	50
Avg. Per Game	116.0	50.0
Total Rushes	28	30
Avg. Per Play	4.1	1.7
NET YARDS PASSING	275	161
Avg. Per Game	275.0	161.0
Sacked/Yards Lost	1/6	0/0
Gross Yards	281	161
Att./Comp.	42/26	22/11
Completion Pct.	61.9	50.0
Had Intercepted	1	0
PUNTS/AVERAGE	4/53.3	8/42.8
NET PUNTING AVG.	36.0	39.3
PENALTIES/YARDS	12/89	8/40
FUMBLE/BALL LOST	5/2	0/0
TOUCHDOWNS	1	1
Rushing	1	0
Passing	0	1
Returns	0	0

BY PERIODS	1	2	3	4	OT	PTS
Titans	7	0	0	3	0	10
Opponents	7	0	0	6	0	13

SCORING	TD	RU	PA	RT	PAT	FG	2-PT	TP
Johnson	1	1	0	0	0/0	0/0	0	6
Bironas	0	0	0	0	1/1	1/2	0	4
Titans	1	1	0	0	1/1	1/2	0	10
Opponents	1	0	1	0	1/1	2/2	0	13

RUSHING	NO	YDS	AVG	LG	TD
Johnson	11	72	6.5	32	1
White	15	45	3.0	12	0
Collins	1	0	0.0	0	0
Ganther	1	-1	-1.0	-1	0
Titans	28	116	4.1	32	1
Opponents	30	50	1.7	11	0

RECEIVING	NO	YDS	AVG	LG	TD
Gage	10	135	13.5	24	0
White	4	35	8.8	19	0
Scalfe	4	23	5.8	14	0
McCareins	2	24	12.0	17	0
Jones	2	16	8.0	11	0
Crumpler	2	9	4.5	7	0
Johnson	1	28	28.0	28	0
Hall	1	11	11.0	11	0
Titans	26	281	10.8	28	0
Opponents	11	161	14.6	48t	1

PUNTING	NO	YDS	AVG	NETTB	IN	LG	B
Hentrich	4	213	53.3	36.0	2	0	66
Titans	4	213	53.3	36.0	2	0	66
Opponents	8	342	42.8	39.3	1	2	51

PASSING	ATT	CMP	PCT	YARDS	YDS/ATT	TD	INT	LG	SKY	YDS	RATING
Collins	42	26	61.9	281	6.7	0	1	28	1/6	71.6	
Titans	42	26	61.9	281	6.7	0	1	28	1/6	71.6	
Opponents	22	11	50.0	161	7.3	1	0	48t	0/0	89.4	

INTERCEPTIONS	NO	YDS	AVG	LG	TD
Titans	0	0	0.0	0	0
Opponents	1	3	3.0	3	0

PUNT RETURNS	NO	FC	YDS	AVG	LG	TD
Carr	2	3	8	4.0	8	0
Jones	1	0	0	0.0	0	0
Titans	3	3	8	2.7	8	0
Opponents	1	1	29	29.0	29	0

KICKOFF RETURNS	NO	YDS	AVG	LG	TD
Carr	3	79	26.3	33	0
Griffin	1	25	25.0	25	0
Titans	4	104	26.0	33	0
Opponents	1	15	15.0	15	0

FIELD GOALS	1-19	20-29	30-39	40-49	50+
Bironas	0/0	1/1	0/0	0/0	0/1
Titans	0/0	1/1	0/0	0/0	0/1
Opponents	0/0	1/1	0/0	1/1	0/0

Bironas/Titans: (51N, 27G)
Opponents: (21G, 43G)

SACKS
Titans 0.0, Opponents 1.0

TACKLES (Solo, Assists, Total)
Bulluck (5-3-8), Hope (6-1-7), Brown (6-5-1), Griffin (4-4-0), Vickerson (4-4-0), Harper (3-3-0), Tulloch (3-0-3), Ford (2-2-0), Haynesworth (2-2-0), Kearse (2-2-0), Finnegan (2-1-1), Jones (2-1-1), Thornton (2-1-1), Fowler (1-1-0), Vanden Bosch 1-1-0, Fuller (1-0-1)
Titans (50-38-12)

PLAYOFF PARTICIPATION (1/10/09)
Starters (offense): McCareins, Roos, Amano, L.Harris, Scott, Stewart, Crumpler, Gage, Collins, Scalfe, Johnson
Starters (defense): Kearse, Brown, Haynesworth, Vanden Bosch, Thornton, Tulloch, Bulluck, Harper, Finnegan, Hope, Griffin
Substitutions: Bironas, P. Williams, Hentrich, Fuller, Nickey, White, T.Harris, Carr, Ganther, Hall, Fowler, Alfred, Amato, Keaglar, Otto, Loper, Ford, B.Jones, Stevens, J.Jones, Hayes, Vickerson
Did Not Play: Young
Not Active: Simms, Davis, Poole, Henry, Cramer, Mawae, Hawkins, Ball



RB Chris Johnson



WR Justin Gage



LB Keith Bulluck



Front Office

Coaching Staff

Players

Rookies

2008 SEASON

Records

History

Playoff History

Sidelines

2008 PLAYOFF DEFENSIVE STATS

PLAYER	Tot	Solo	Asst	Sk	Yds	QBP	TFL	Int	Yds	TD	PD	FF	FR
Bulluck, Keith	8	5	3	0.0	0	N/A	2	0	0	0	0	0	0
Hope, Chris	7	6	1	0.0	0	N/A	0	0	0	0	1	0	0
Brown, Tony	6	5	1	0.0	0	N/A	1	0	0	0	0	0	0
Griffin, Michael	4	4	0	0.0	0	N/A	0	0	0	0	0	0	0
Vickerson, Kevin	4	4	0	0.0	0	N/A	1	0	0	0	0	0	0
Harper, Nick	3	3	0	0.0	0	N/A	0	0	0	0	1	0	0
Tulloch, Stephen	3	0	3	0.0	0	N/A	0	0	0	0	0	0	0
Ford, Jacob	2	2	0	0.0	0	N/A	1	0	0	0	0	0	0
Haynesworth, Albert	2	2	0	0.0	0	N/A	1	0	0	0	0	0	0
Kearse, Jevon	2	2	0	0.0	0	N/A	1	0	0	0	0	0	0
Finnegan, Cortland	2	1	1	0.0	0	N/A	0	0	0	0	1	0	0
Jones, Jason	2	1	1	0.0	0	N/A	0	0	0	0	0	0	0
Thornton, David	2	1	1	0.0	0	N/A	0	0	0	0	1	0	0
Fowler, Ryan	1	1	0	0.0	0	N/A	1	0	0	0	0	0	0
Vanden Bosch, Kyle	1	1	0	0.0	0	N/A	0	0	0	0	0	0	0
Fuller, Vincent	1	0	1	0.0	0	N/A	0	0	0	0	0	0	0
TEAM TOTALS:	50	38	12	0.0	0	N/A	8	0	0	0	4	0	0

2008 PRESEASON DEFENSIVE STATS

PLAYER	Tot	Solo	Asst	Sk	Yds	TFL	Int	Yds	TD	PD	FF	FR
Tulloch, Stephen	15	12	3	0.0	0	1	0	0	0	0	0	1
Fuller, Vincent	15	7	8	1.0	9	1	0	0	0	0	0	0
Finnegan, Cortland	14	12	2	0.0	0	0	0	0	0	1	0	0
Keglar, Stanford	14	11	3	0.0	0	0	0	0	0	0	0	1
Lowry, Calvin	12	10	2	1.0	8	1	0	0	0	1	0	0
Allred, Colin	11	10	1	0.0	0	0	0	0	0	0	0	1
Cole, Marquice	11	10	1	0.0	0	0	0	0	0	0	0	0
Hill, Reynaldo	9	9	0	1.0	2	1	0	0	0	0	0	0
Nickey, Donnie	9	8	1	0.0	0	0	0	0	0	0	0	0
Taylor, Eric	8	8	0	0.0	0	1	0	0	0	0	0	0
Hayes, William	8	6	2	0.0	0	2	0	0	0	0	0	0
King, Eric	7	7	0	0.0	0	0	0	0	0	0	0	0
Stamer, Josh	7	6	1	0.0	0	0	0	0	0	0	0	0
Ball, Dave	6	5	1	1.0	7	3	0	0	0	0	0	0
Fowler, Ryan	6	5	1	0.0	0	0	0	0	0	0	0	0
Johnson, Antonio	6	5	1	1.0	8	2	0	0	0	0	0	0
Griffin, Michael	6	4	2	0.0	0	0	0	0	0	0	0	0
Hope, Chris	5	5	0	0.0	0	0	0	0	0	0	0	0
Vanden Bosch, Kyle	5	4	1	1.0	13	2	0	0	0	0	0	0
Haynesworth, Albert	5	3	2	0.0	0	1	0	0	0	0	0	0
Bulluck, Keith	4	4	0	0.0	0	0	1	13	1	1	0	0
Ford, Jacob	4	4	0	2.0	10	2	0	0	0	0	1	0
Booker, Barry	4	3	1	0.0	0	0	0	0	0	0	0	0
Joiner, Tony	4	3	1	1.0	2	2	0	0	0	1	1	0
Jones, Jason	4	3	1	0.0	0	1	0	0	0	0	0	0
Vickerson, Kevin	4	3	1	0.0	0	0	0	0	0	1	0	0
Kearse, Jevon	3	3	0	2.0	17	3	0	0	0	2	1	0
Conover, Sean	3	2	1	0.0	0	0	0	0	0	0	0	0
Cordova, Jorge	2	1	1	0.0	0	0	0	0	0	0	0	0
Harper, Nick	2	1	1	0.0	0	0	0	0	0	0	0	0
Thornton, David	2	1	1	0.0	0	1	0	0	0	0	0	0
Brown, Tony	1	1	0	0.0	0	0	0	0	0	0	0	0
Carr, Chris	1	1	0	0.0	0	0	0	0	0	1	0	0
Amato, Ken	0	0	0	0.0	0	0	0	0	0	0	0	0
Campbell, Kurt	0	0	0	0.0	0	0	0	0	0	0	0	0
Williams, Cary	0	0	0	0.0	0	0	0	0	0	0	0	0
Team	0	0	0	1.0	10	0	0	0	0	0	0	0
TEAM TOTALS:	217	177	40	12.0	86	24	1	13	1	8	3	3

Front Office

Coaching Staff

Players

Rookies

2008 SEASON

Records

History

Playoff History

Sidelines

2008 PRESEASON STATS

Head Coach: Jeff Fisher

Record: 3-1

DATE	OPPONENT	SCORE	WL	ATT
Aug. 9	ST. LOUIS	34-13	W	69,143
Aug. 15	OAKLAND	17-16	W	68,756
Aug. 22	@ Atlanta	3-17	L	47,318
Aug. 28	@ Green Bay	23-21	W	69,744

	TITANS	OPP
TOTAL FIRST DOWNS	78	64
Rushing	36	24
Passing	37	36
Penalty	5	4
3rd Down: Made/Att	32/67	19/56
3rd Down Pct.	47.8	33.9
4th Down: Made/Att	2/6	3/5
4th Down Pct.	33.3	60.0
POSSESSION AVG.	30.23	29.38
TOTAL NET YARDS	1481	1207
Avg. Per Game	370.3	301.8
Total Plays	273	237
Avg. Per Play	5.4	5.1
NET YARDS RUSHING	761	561
Avg. Per Game	190.3	140.3
Total Rushes	131	108
Avg. Per Play	5.8	5.2
NET YARDS PASSING	720	646
Avg. Per Game	180.0	161.5
Sacked/Yards Lost	7/50	12/86
Gross Yards	770	732
Att./Comp.	135/59	117/74
Completion Pct.	43.7	63.2
Had Intercepted	2	1
PUNTS/AVERAGE	21/44.8	23/48.9
NET PUNTING AVG.	38.2	42.0
PENALTIES/YARDS	31/233	34/307
FUMBLIES/BALL LOST	1/0	7/4
TOUCHDOWNS	8	7
Rushing	5	2
Passing	1	5
Returns	2	0

BY PERIODS	1	2	3	4	OT	PTS
Titans	13	33	21	10	0	77
Opponents	10	23	15	19	0	67

SCORING	TD	RU	PA	RT	PAT	FG	2-PT	TP
Vaughn	0	0	0	0	8/8	7/9	0	29
Johnson	2	2	0	0	0/0	0/0	0	12
Ganther	2	0	0	0	0/0	0/0	0	12
Hall	1	0	0	0	0/0	0/0	0	6
Bulluck	1	0	0	0	0/0	0/0	0	6
Fuller	1	1	0	0	0/0	0/0	0	6
Hawkins	1	0	0	0	0/0	0/0	0	6
Titans	8	5	1	2	8/8	7/9	0	77
Opponents	7	2	5	0	5/5	6/7	1	67

RUSHING	NO	YDS	AVG	LG	TD
Johnson	33	182	5.5	66t	2
Ganther	15	148	9.9	45t	2
White	30	127	4.2	22	0
Young	8	112	14.0	35	0
Henry	27	95	3.5	20	0
Fuller	1	40	40.0	40t	1
Cuff	9	33	3.7	7	0
Martin	6	18	3.0	12	0
Collins	2	6	3.0	6	0
Titans	131	761	5.8	66t	5
Opponents	108	561	5.2	71	2

PUNTING	NO	YDS	AVG	NETTB	IN	LG	B
Heinrich	18	815	45.3	37.7	2	8	56
Miller	3	128	42.0	41.7	0	2	52
Titans	21	941	44.8	38.2	2	10	56
Opponents	23	1124	48.9	42.0	2	7	71

PASSING	ATT	CMP	PCT	YARDS	YDS/ATT	TD	INT	LG	SK/YDS	RATING
Collins	46	17	37.0	295	6.4	1	1	51t	1/6	57.8
Young	64	29	45.3	290	4.5	0	1	50	4/28	52.2
Martin	25	13	52.0	185	7.4	0	0	39	2/16	76.3
Titans	135	59	43.7	770	5.7	1	2	51t	7/50	58.6
Opponents	117	74	63.2	732	6.3	5	1	68t	12/86	91.5

RECEIVING	NO	YDS	AVG	LG	TD
Scafe	9	90	10.0	22	0
Johnson	7	82	11.7	20	0
Ealy	6	101	16.8	23	0
Gage	6	70	11.7	18	0
McCareins	5	96	19.2	50	0
Crumpler	5	39	7.8	18	0
Petrovski	4	81	20.3	30	0
Stevens	3	30	10.0	11	0
Hawkins	2	70	35.0	51t	1
Davis	2	33	16.5	26	0
Williams	2	26	13.0	17	0
Jones	2	21	10.5	11	0
Ganther	2	13	6.5	7	0
Blakley	2	12	6.0	6	0
Hall	1	5	5.0	5	0
White	1	1	1.0	1	0
Titans	59	770	13.1	51t	1
Opponents	74	732	9.9	68t	5

INTERCEPTIONS	NO	YDS	AVG	LG	TD
Bulluck	1	13	13.0	13t	1
Titans	1	13	13.0	13	1
Opponents	2	52	26.0	30	0

PUNT RETURNS	NO	FC	YDS	AVG	LG	TD
Davis	6	1	46	7.7	17	0
Carr	4	0	30	7.5	20	0
Jones	3	0	22	7.3	14	0
Hawkins	2	0	16	8.0	16	0
Harris	1	0	5	5.0	5	0
Titans	16	1	119	7.4	20	0
Opponents	11	5	98	8.9	38	0


KICKOFF RETURNS	NO	YDS	AVG	LG	TD
Johnson	4	87	21.8	30	0
Carr	3	68	22.7	31	0
Hawkins	2	48	24.0	24	0
Davis	1	20	20.0	20	0
Titans	10	223	22.3	31	0
Opponents	18	369	20.5	36	0

FIELD GOALS	1-19	20-29	30-39	40-49	50+
Vaughn	0/0	3/3	1/2	2/3	1/1
Titans	0/0	3/3	1/2	2/3	1/1
Opponents	0/0	1/1	0/1	4/4	1/1

Vaughn/Titans: (48G, 43G) (49N, 33G) (50G) (22G, 27G, 24G, 36N)
Opponents: (44G, 48G) (56G, 27G, 45G) (49G, 33N) ()

SACKS
Kearse 2.0, Ford 2.0, Vanden Bosch 1.0, Fuller 1.0, Lowry 1.0, Johnson 1.0, Ball 1.0, Hill 1.0, Joiner 1.0 (group) 1.0
Titans 12.0, Opponents 7.0

TACKLES (Solo, Assists, Total)
Tulloch (12-3-15), Fuller (7-8-15), Finnegan (12-2-14), Keglari (11-3-14), Lowry (10-2-12), Allred (10-1-11), Cole (10-1-11), Hill (9-0-9), Nickey (8-1-9), Taylor (8-0-8), Hayes (6-2-8), King (7-0-7), Stamer (6-1-7), Ball (5-1-6), Fowler (5-1-6), Johnson (5-1-6), Griffin (4-2-6), Hope (5-0-5), Vanden Bosch (4-1-5), Haynesworth (3-2-5), Bulluck (4-0-4), Ford (4-0-4), Booker (3-1-4), Joiner (3-1-4), Jones (3-1-4), Vickerson (3-1-4), Kearse (3-0-3), Conover (2-1-3), Cordova (1-1-2), Harper (1-1-2), Thornton (1-1-2), T. Brown (1-0-1), Carr (1-0-1)
Titans (177-40-217)



RB Chris Johnson



TE Bo Scafe



LB Keith Bulluck



LB Stephen Tulloch



S Vincent Fuller



DE Jevon Kearse



QB Kerry Collins

Front Office

Coaching Staff

Players

Rookies

2008 SEASON

Records

History

Sidelines



Front Office

Coaching Staff

Players

Rookies

2008 Season

RECORDS

History


Playoff History

Sidelines

PRO BOWL LEADERS

All-Pro Seasons*

Bruce Matthews, 7
 Tony Banfield, 3
 Charles Hennigan, 3
 Al Jamison, 3
 Bob Talamini, 3
 George Webster, 3
 Robert Brazile, 2
 Miller Farr, 2
 Don Floyd, 2
 Leon Gray, 2
 Mike Munchak, 2



OL Bruce Matthews

Pro Bowl Seasons#

Bruce Matthews, 14
 Mike Munchak, 9
 Elvin Bethea, 8
 Robert Brazile, 7
 Warren Moon, 6
 Bob Talamini, 6
 Earl Campbell, 5
 Ray Childress, 5
 Charles Hennigan, 5
 Ken Houston, 5
 Blaine Bishop, 4
 Curley Culp, 4
 Eddie George, 4
 Tony Banfield, 3
 George Blanda, 3
 Miller Farr, 3
 Fred Glick, 3
 Ed Husmann, 3
 Haywood Jeffires, 3
 Jevon Kears, 3

Steve McNair, 3
 Jim Norton, 3
 Bob Schmidt, 3
 George Webster, 3
 Frank Wycheck, 3



G Mike Munchak

Consecutive Pro Bowl Seasons#
 Bruce Matthews, 14
 Robert Brazile, 7
 Mike Munchak, 7
 Warren Moon, 6
 Bob Talamini, 6
 Charlie Hennigan, 5

Earl Campbell, 4
 Ray Childress, 4
 Curley Culp, 4
 Eddie George, 4
 Tony Banfield, 3
 Blaine Bishop, 3
 George Blanda, 3
 Miller Farr, 3
 Fred Glick, 3
 Ed Husmann, 3
 Haywood Jeffires, 3
 Jevon Kears, 3
 Bob Schmidt, 3
 George Webster, 3
 Frank Wycheck, 3

* Associated Press
 # AFL All-Star
 Game (1962-70);
 AFC-NFC Pro
 Bowl (1971-2008)

ALL-TIME LEAGUE LEADERS

Rushing

1980: Earl Campbell, 373-1,934
 1979: Earl Campbell, 368-1,697
1978: Earl Campbell, 302-1,450
 1961: Billy Cannon, 200-948

Passing Touchdowns

1990: Warren Moon, 33
 1961: George Blanda, 36

Passer Rating

2003: Steve McNair, 100.4

Receptions

1991: Haywood Jeffires, 100
 1964: Charles Hennigan, 101

Receiving Yards

1975: Ken Burrough, 1,063

1964: Charles Hennigan, 1,546
 1961: Charles Hennigan, 1,746

Touchdowns

1979: Earl Campbell, 19 (19r)
 1961: Bill Groman, 18 (1r, 17p)

Interceptions

1979: Mike Reinfeldt, 12
 1967: Miller Farr, 10
 1965: W.K. Hicks, 9
 1963: Fred Glick, 12

Punting

1998: Craig Hentrich, 47.2
 1993: Greg Montgomery, 45.6
 1992: Greg Montgomery, 46.9

Punt Returns

2006: Pacman Jones, 12.9

1977: Billy Johnson, 15.4
 1975: Billy Johnson, 15.3
 1964: Bobby Jancik, 18.3

Kickoff Returns

1967: Zeke Moore, 28.9
 1963: Bobby Jancik, 29.3
1962: Bobby Jancik, 30.3
 1960: Ken Hall, 31.3
 (**Bold** denotes rookie)



RB Earl Campbell

ALL-TIME TEAM LEADERS

(**Bold** denotes rookie)

CAREER RUSHING

PLAYER	YEARS	ATT.	YDS.	AVG.	LG	TD
1. Eddie George	1996-03	2,733	10,009	3.7	76	64
2. Earl Campbell	1978-84	1,979	8,574	4.3	81t	73
3. Lorenzo White	1988-94	1,000	4,079	4.1	44	29
4. Hoyle Granger	1966-70, 72	773	3,514	4.5	69t	18
5. Steve McNair (QB)	1995-05	614	3,439	5.6	71t	36
6. Mike Rozier	1985-90	910	3,426	3.8	41	27
7. Charles Tolar	1960-66	907	3,277	3.6	40	21
8. Ronnie Coleman	1974-81	700	2,769	4.0	46t	16
9. Chris Brown	2003-07	643	2,757	4.3	52	16
10. Allen Pinkett	1986-91	561	2,324	4.1	60	21

Front Office

Coaching Staff

Players

Rookies

2008 Season

RECORDS

History

Playoff History

Sidelines

ALL-TIME LEADERS

Front Office

Coaching Staff

Players

Rookies

2008 Season

RECORDS

History

Playoff History

Sidelines

SEASON RUSHING

PLAYER	YEAR	ATT.	YDS.	AVG.	LG	TD
1. Earl Campbell	1980	373	1,934	5.2	55t	13
2. Earl Campbell	1979	368	1,697	4.6	61t	19
3. Eddie George	2000	403	1,509	3.7	35t	14
4. Earl Campbell	1978	302	1,450	4.8	81t	13
5. Eddie George	1997	357	1,399	3.9	30	6
6. Earl Campbell	1981	361	1,376	3.9	43	10
7. Eddie George	1996	335	1,368	4.1	76	8
8. Eddie George	1999	320	1,304	3.9	40	9
9. Earl Campbell	1983	322	1,301	4.0	42	12
10. Eddie George	1998	348	1,294	3.7	37t	5

CAREER PASSING

PLAYER	YEARS	ATT.	COMP.	YDS.	PCT.	AVG.	TD	INT	RTG
1. Warren Moon	1984-93	4,546	2,632	33,685	57.9	7.4	196	166	80.4
2. Steve McNair	1995-05	3,871	2,305	27,141	59.5	7.0	156	103	83.3
3. George Blanda	1960-66	2,784	1,347	19,149	48.4	6.9	165	189	62.5
4. Dan Pastorini	1971-79	2,767	1,426	16,846	51.5	6.1	96	139	61.0
5. Ken Stabler	1980-81	739	458	5,190	62.0	7.0	27	46	69.2
6. Pete Beathard	1967-69	824	379	5,128	46.0	6.2	26	51	51.1
7. Vince Young	2006-07	739	422	4,745	57.1	6.4	21	30	69.0
8. Chris Chandler	1995-96	676	409	4,559	60.5	6.7	33	21	83.9
9. Cody Carlson	1987-94	659	370	4,469	56.1	6.8	21	28	70.0
10. Don Trull	1964-69	555	249	3,538	44.9	6.4	29	21	67.7

SEASON PASSING

PLAYER	YEAR	YDS.	ATT.	COMP.	TD	INT
1. Warren Moon	1991	4,690	655	404	23	21
2. Warren Moon	1990	4,689	584	362	33	13
3. Warren Moon	1989	3,631	464	280	23	14
4. Warren Moon	1986	3,489	488	256	13	26
5. Warren Moon	1993	3,485	520	303	21	21
6. Steve McNair	2002	3,387	492	301	22	15
7. Steve McNair	2001	3,350	431	264	21	12
8. Warren Moon	1984	3,338	450	259	12	14
9. George Blanda	1961	3,330	362	187	36	22
10. George Blanda	1964	3,282	505	262	17	27

CAREER RECEPTIONS

PLAYER	YEARS	REC.	YDS.	AVG.	LG	TD
1. Ernest Givins	1986-94	542	7,935	14.6	83t	46
2. Haywood Jeffries	1987-95	515	6,119	11.9	87t	47
3. Frank Wycheck (TE)	1995-03	482	4,958	10.3	42	27
4. Drew Hill	1985-91	480	7,477	15.6	81t	47
5. Derrick Mason	1997-04	453	6,114	13.5	71t	37
6. Charles Hennigan	1960-66	410	6,823	16.6	80t	51
7. Ken Burrough	1971-81	408	6,907	16.9	85t	47
8. Curtis Duncan	1987-93	322	3,935	12.2	72	20
9. Drew Bennett	2001-06	273	4,033	14.8	55	25
10. Eddie George (RB)	1996-03	259	2,144	8.3	54	10

SEASON RECEPTIONS

PLAYER	YEAR	NO.
1. Charles Hennigan	1964	101
2. Haywood Jeffries	1991	100
3. Derrick Mason	2004	96
4. Derrick Mason	2003	95
5. Drew Hill	1991	90
Haywood Jeffries	1992	90
7. Tim Smith	1983	83
8. Charles Hennigan	1961	82
Curtis Duncan	1992	82
10. Butch Woolfolk (RB)	1985	80
Drew Bennett	2004	80



WR Haywood Jeffries



RB Butch Woolfolk


ALL-TIME TEAM LEADERS

CAREER RECEIVING YARDS

PLAYER	YEARS	YDS.
1. Ernest Givins	1986-94	7,935
2. Drew Hill	1985-91	7,477
3. Ken Burrough	1971-81	6,907
4. Charles Hennigan	1960-66	6,823
5. Haywood Jeffires	1987-95	6,119
6. Derrick Mason	1997-04	6,114
7. Frank Yuseck (TE)	1995-03	4,958
8. Drew Bennett	2001-06	4,033
9. Curtis Duncan	1987-93	3,935
10. Chris Sanders	1995-02	3,285



WR Charles Hennigan



WR Bill Groman

SEASON RECEIVING YARDS

PLAYER	YEAR	YDS.
1. Charles Hennigan	1961	1,746
2. Charles Hennigan	1964	1,546
3. Bill Groman	1960	1,473
4. Derrick Mason	2003	1,303
5. Drew Bennett	2004	1,247
6. Haywood Jeffires	1991	1,181
7. Tim Smith	1983	1,176
8. Derrick Mason	2004	1,168
9. Tim Smith	1984	1,141
Drew Hill	1988	1,141



WR Ernest Givins



WR Drew Hill

CAREER SCORING

PLAYER	YEARS	TD	RU.	REC.	RT.	FG	PAT	TP
1. Al Del Greco	1991-00	0	0	0	0	246	322	1,060
2. George Blanda	1960-66	4	4	0	0	91	301	598
3. Tony Zendejas	1985-90	0	0	0	0	117	197	548
4. Rob Bironas	2005-08	0	0	0	0	109	130	457
5. Eddie George	1996-03	74	64	10	0	0	6	450
6. Earl Campbell	1978-84	73	73	0	0	0	0	438
7. Toni Fritsch	1977-81	0	0	0	0	81	149	392
8. Skip Butler	1972-77	0	0	0	0	70	120	330
9. Charles Hennigan	1960-66	51	0	51	0	0	0	306
10. Ken Burrough	1971-81	48	1	47	0	0	0	288
Ernest Givins	1986-94	48	1	46	1	0	0	288
Haywood Jeffires	1987-95	47	0	47	0	0	6	288

SEASON SCORING

PLAYER	YEAR	TD	PAT	FG	TP
1. Al Del Greco	1998	0	28	36	136
2. Rob Bironas	2007	0	28	35	133
3. Al Del Greco	1996	0	35	32	131
4. Rob Bironas	2008	0	29	40	127
5. Al Del Greco	1993	0	39	29	126
6. Gary Anderson	2003	0	42	27	123
7. Al Del Greco	2000	0	37	27	118
8. George Blanda	1960	4	46	15	115
Tony Zendejas	1989	0	40	25	115
10. Earl Campbell	1979	19	0	0	114
Tony Zendejas	1988	0	48	22	114
Al Del Greco	1995	0	33	27	114



K Al Del Greco

CAREER KICKOFF RETURNS

PLAYER	YEARS	NO.	YDS.	AVG.	LG	TD
1. Bobby Jancik	1962-67	158	4,185	26.5	61	0
2. Derrick Mason	1997-04	156	3,496	22.4	101t	1
3. Carl Roaches	1980-84	150	3,276	21.8	97t	2
4. Billy Johnson	1974-80	121	2,902	24.0	81t	2
5. Mel Gray	1995-97	111	2,592	23.3	88	0
6. Pacman Jones	2005-06	63	1,648	26.2	85	0
7. Zeke Moore	1967-77	64	1,618	25.3	92t	1
8. Willie Drewrey	1985-88, '93	75	1,581	21.1	50	0
9. Allen Pinkett	1986-91	80	1,577	19.7	48	0
10. Jerry LeVias	1969-70	64	1,538	24.0	87	0

Front Office

Coaching Staff

Players

Rookies

2008 Season

RECORDS

History

Playoff History

Sidelines

ALL-TIME LEADERS

SEASON KICKOFF RETURNS (Avg.)

PLAYER	YEAR	NO.	YDS.	AVG.	LG	TD
1. Ken Hall	1960	19	594	31.3	104t	1
2. Bobby Jancik	1962	24	726	30.3	61	0
3. Bobby Jancik	1963	45	1,315	29.3	53	0
4. Zeke Moore	1967	14	405	28.9	92t	1
5. Chris Carr	2008	35	984	28.1	52	0
6. Carl Roaches	1981	28	769	27.5	96t	1
7. Billy Johnson	1974	29	785	27.1	67	0
8. Derrick Mason	2000	42	1,132	27.0	66	0
9. Bob Gresham	1973	27	723	26.8	103t	1
10. Ode Burrell	1964	17	449	26.4	93t	1

CAREER PUNT RETURNS (Yds.)

PLAYER	YEARS	NO.	YDS.	AVG.	LG	TD
1. Billy Johnson	1974-80	155	2,040	13.2	87t	5
2. Derrick Mason	1997-04	182	1,590	8.7	69t	2
3. Carl Roaches	1980-84	151	1,095	7.3	68	0
4. Willie Drewrey	1985-88, 93	104	771	7.4	25	0
5. Pacman Jones	2005-06	63	712	11.3	90	4
6. Bobby Jancik	1962-67	67	695	10.4	82t	1
7. Mel Gray	1995-97	69	652	9.4	40	0
8. Jerry LeVias	1969-70	60	505	8.4	38	0
9. Kenny Johnson	1986-89	73	488	6.7	26	0
10. Ernest Givins	1986-94	56	397	7.1	78t	1

SEASON PUNT RETURNS (Avg.)

PLAYER	YEAR	NO.	YDS.	AVG.	LG	TD
1. Billy Johnson	1977	35	539	15.4	87t	2
2. Billy Johnson	1975	40	612	15.3	83t	3
3. Billy Johnson	1974	30	409	13.6	49	0
4. Derrick Mason	2000	51	662	13.0	69t	1
5. Pacman Jones	2006	34	440	12.9	90t	3
6. Justin McCareins	2003	29	330	11.4	58t	1
7. Billy Johnson	1976	38	403	10.6	46	0
8. Mel Gray	1995	30	303	10.1	20	0
Chris Carr	2008	32	323	10.1	44	0
10. Chris Davis	2007	31	293	9.5	39	0

CAREER INTERCEPTIONS

PLAYER	YEARS	NO.	YDS.	AVG.	LG	TD
1. Jim Norton	1960-68	45	592	13.2	56	1
2. Cris Dishman	1988-96	31	348	11.2	43	1
3. Freddy Glick	1961-66	30	379	12.6	41	1
4. Tony Banfield	1960-65	27	224	8.3	58	0
W.K. Hicks	1964-69	27	457	16.9	62	0
Darryll Lewis	1991-98	27	540	20.0	98	5
7. Mike Reinfeldt	1976-83	26	375	14.4	39	0
8. Ken Houston	1967-72	25	650	26.0	78	9
9. Zeke Moore	1967-77	24	444	18.5	74	2
10. Samari Rolle	1998-04	23	349	15.9	81t	1
Willie Alexander	1971-79	23	379	16.5	95t	1

SEASON INTERCEPTIONS

PLAYER	YEAR	NO.	YDS.	AVG.	LG	TD
1. Mike Reinfeldt	1979	12	205	17.1	39	0
Fred Glick	1963	12	180	15.0	45	1
3. Miller Farr	1967	10	264	26.4	67	3
4. Ken Houston	1971	9	220	24.4	48t	4
W.K. Hicks	1965	9	156	17.3	31	0
Jim Norton	1961	9	150	16.7	36	0
7. Pete Jaquess	1964	8	141	17.6	98t	1
Richard Johnson	1990	8	100	12.5	35	1
Jim Norton	1962	8	75	9.4	36	0
10. Marcus Robertson	1993	7	137	19.6	69	0
Michael Griffin	2008	7	172	24.6	83t	1
Samari Rolle	2000	7	140	20.0	81t	1
Jack Tatum	1980	7	100	14.3	35	0

Front Office

Coaching Staff

Players

Rookies

2008 Season

RECORDS

History

Playoff History

Sidelines

ALL-TIME LEADERS

CAREER SACKS

PLAYER	YEARS	NO.
1. Elvin Bethea	1968-83	105.0
2. Ray Childress	1985-95	74.5
3. Jesse Baker	1979-87	66.0
4. William Fuller	1986-93	59.0
5. Sean Jones	1988-93	57.5
6. Jevon Kearse	1999-03,08	51.0
7. Robert Brazile	1975-84	48.0
8. Ted Washington	1973-82	45.0
9. Kyle Vanden Bosch	2005-08	35.5
10. Curley Culp	1974-80	31.0

SEASON QB SACKS

PLAYER	YEAR	NO.
1. Elvin Bethea	1973	17.0
2. Jesse Baker	1979	15.5
3. William Fuller	1991	15.0
4. Elvin Bethea	1976	14.5
Jevon Kearse	1999	14.5
6. Elvin Bethea	1971	13.0
Ray Childress	1992	13.0
Sean Jones	1993	13.0
9. Sean Jones	1990	12.5
Kyle Vanden Bosch	2005	12.5

CAREER TACKLES (SINCE 1974)

PLAYER	YEAR	NO.
1. Gregg Bingham	1973-84	1,970
2. Robert Brazile	1975-84	1,281
3. Keith Bulluck	2000-08	1,147
4. Ted Washington	1973-82	907
5. Al Smith	1987-96	877
6. John Grimsley	1984-90	836
7. Blaine Bishop	1993-01	788
8. Ray Childress	1985-95	784
9. Steve Kiner	1974-78	738
10. Marcus Robertson	1991-00	700

SEASON TACKLES (SINCE 1974)

PLAYER	YEAR	NO.
1. Gregg Bingham	1978	223
2. Gregg Bingham	1980	212
3. Gregg Bingham	1974	206
4. Gregg Bingham	1979	203
5. John Grimsley	1986	199
6. Robert Abraham	1984	198
7. Gregg Bingham	1976	191
8. Gregg Bingham	1977	190
9. Gregg Bingham	1975	185
Robert Brazile	1978	185

SEASON PUNTING

PLAYER	YEAR	NO.	YDS.	AVG.	LG	BLK
1. Craig Hentrich	1998	69	3,258	47.2	71	0
2. Greg Montgomery	1992	53	2,487	46.9	66	2
3. Greg Montgomery	1993	54	2,462	45.6	77	0
4. Greg Montgomery	1990	34	1,530	45.0	60	0
5. Reggie Roby	1996	67	2,973	44.4	68	1
6. Jim Norton	1965	84	3,711	44.2	65	0
7. Craig Hentrich	2003	71	3,117	43.9	58	0
8. Greg Montgomery	1991	48	2,105	43.9	60	2
9. Greg Montgomery	1989	56	2,422	43.3	63	2
10. Craig Hentrich	2005	78	3,371	43.2	59	0

YEAR-BY-YEAR-LEADERS

RUSHING (Bold denotes rookie)

Year	Player	Att.	Yds.	Avg.	LG	TD
1960Billy Cannon	152	644	4.2	39	1
1961Billy Cannon	200	948	4.7	61t	6
1962Charles Tolar	244	1,012	4.1	25	7
1963Charles Tolar	194	659	3.4	33	3
1964Sid Blanks	145	756	5.2	91t	6
1965Ode Burrell	130	528	4.1	63	3
1966Ode Burrell	122	406	3.3	45	0
1967Hoyle Granger	236	1,194	5.1	67t	6
1968Hoyle Granger	202	848	4.2	47	7
1969Hoyle Granger	186	740	4.0	23	3
1970Joe Dawkins	124	517	4.2	49t	2
1971Robert Holmes	112	323	2.9	31	4
1972Fred Willis	134	461	3.4	43	0
1973Fred Willis	171	579	3.4	25	4
1974Willie Rodgers	122	413	3.4	20	5
1975Ronnie Coleman	175	790	4.5	46t	5
1976Ronnie Coleman	171	684	4.0	39	2
1977Ronnie Coleman	185	660	3.6	22	5
1978Earl Campbell	302	1,450	4.8	81t	13

YEAR-BY-YEAR LEADERS

1979	Earl Campbell	368	1,697	4.6	61t	19
1980	Earl Campbell	373	1,934	5.2	55t	13
1981	Earl Campbell	361	1,376	3.9	43	10
1982	Earl Campbell	157	538	3.4	22	2
1983	Earl Campbell	322	1,301	4.0	42	12
1984	Larry Moriarty	189	785	4.2	51	6
1985	Mike Rozier	133	462	3.5	30	8
1986	Mike Rozier	199	662	3.3	19t	4
1987	Mike Rozier	229	957	4.2	41	3
1988	Mike Rozier	251	1,002	4.0	28	10
1989	Alonzo Highsmith	128	531	4.1	25	4
1990	Lorenzo White	168	702	4.2	22	8
1991	Allen Pinkett	171	720	4.2	32	9
1992	Lorenzo White	265	1,226	4.6	44	7
1993	Gary Brown	195	1,002	5.1	26	6
1994	Lorenzo White	191	757	4.0	33	3
1995	Rodney Thomas	251	947	3.8	74t	5
1996	Eddie George	335	1,368	4.1	76	8
1997	Eddie George	357	1,399	3.9	30	6
1998	Eddie George	348	1,294	3.7	37t	5
1999	Eddie George	320	1,304	4.1	40	9
2000	Eddie George	403	1,509	3.7	35t	14
2001	Eddie George	315	939	3.0	27	5
2002	Eddie George	343	1,165	3.4	35	12
2003	Eddie George	312	1,031	3.3	27	5
2004	Chris Brown	220	1,067	4.9	52	6
2005	Chris Brown	224	851	3.8	38t	5
2006	Travis Henry	270	1,211	4.5	70t	7
2007	LenDale White	303	1,110	3.7	28	7
2008	Chris Johnson	251	1,228	4.9	66t	9

PASSING

Year	Player	Att.	Comp.	Yds.	Pct.	TD	Int.	Avg.
1960	George Blanda	363	169	2,413	46.6	24	22	6.7
1961	George Blanda	362	187	3,330	51.7	36	22	9.2
1962	George Blanda	418	197	2,810	47.1	27	42	6.7
1963	George Blanda	423	224	3,003	52.9	24	25	7.0
1964	George Blanda	505	262	3,282	51.9	17	27	6.4
1965	George Blanda	442	186	2,542	42.1	20	30	5.8
1966	George Blanda	271	122	1,764	45.0	17	21	6.4
1967	Pete Beathard	231	94	1,114	40.7	9	14	4.8
1968	Pete Beathard	223	105	1,559	47.1	7	16	6.9
1969	Pete Beathard	370	180	2,455	48.6	10	21	6.4
1970	Charley Johnson	281	144	1,652	51.2	7	12	5.9
1971	Dan Pastorini	270	127	1,702	47.0	7	21	6.3
1972	Dan Pastorini	299	144	1,711	48.2	7	11	5.7
1973	Dan Pastorini	290	154	1,482	53.1	5	17	5.1
1974	Dan Pastorini	247	140	1,571	56.7	10	10	6.4
1975	Dan Pastorini	342	163	2,053	47.7	14	16	6.0
1976	Dan Pastorini	309	167	1,785	53.5	10	10	5.7
1977	Dan Pastorini	319	169	1,987	53.0	13	18	6.2
1978	Dan Pastorini	368	199	2,473	54.1	16	17	6.7
1979	Dan Pastorini	324	163	2,090	50.3	14	18	6.5
1980	Ken Stabler	454	293	3,202	64.5	13	28	7.0
1981	Ken Stabler	285	165	1,988	57.9	14	18	6.9
1982	Archie Manning	125	66	877	52.8	6	6	7.0
1983	Oliver Luck	217	124	1,375	57.1	8	13	6.3
1984	Warren Moon	450	259	3,338	57.6	12	14	7.4
1985	Warren Moon	377	200	2,709	53.1	15	19	7.2
1986	Warren Moon	488	256	3,489	52.5	13	26	7.2
1987	Warren Moon	368	184	2,806	50.0	21	18	7.6

Front Office

Coaching Staff

Players

Rookies

2008 Season

RECORDS

History

Playoff History

Sidelines

YEAR-BY-YEAR LEADERS

Front Office

Coaching Staff

Players

Rookies

2008 Season

RECORDS

History

Playoff History

Sidelines

1988	...Warren Moon	294	160	2,327	54.4	17	8	7.9
1989	...Warren Moon	464	280	3,631	60.3	23	14	7.8
1990	...Warren Moon	584	362	4,689	62.0	33	13	8.0
1991	...Warren Moon	655	404	4,690	61.7	23	21	7.2
1992	...Warren Moon	346	224	2,521	64.7	18	12	7.3
1993	...Warren Moon	520	303	3,485	58.3	21	21	6.7
1994	...Billy Joe Tolliver	240	121	1,287	50.4	6	7	5.4
1995	...Chris Chandler	356	225	2,460	63.2	17	10	6.9
1996	...Chris Chandler	320	184	2,099	57.5	16	11	6.6
1997	...Steve McNair	415	216	2,665	52.0	14	13	6.4
1998	...Steve McNair	492	289	3,228	58.7	15	10	6.5
1999	...Steve McNair	331	187	2,179	56.5	12	8	6.6
2000	...Steve McNair	396	248	2,847	62.6	15	13	7.2
2001	...Steve McNair	431	264	3,350	61.3	21	12	7.8
2002	...Steve McNair	492	301	3,387	61.2	22	15	6.9
2003	...Steve McNair	400	250	3,215	62.5	24	7	8.0
2004	...Billy Volek	357	218	2,486	61.1	18	10	7.0
2005	...Steve McNair	476	292	3,161	61.3	16	11	6.6
2006	...Vince Young	357	184	2,199	51.5	12	13	6.2
2007	...Vince Young	382	238	2,546	62.3	9	17	6.7
2008	...Kerry Collins	415	242	2,676	58.3	12	7	6.5

RECEIVING

Year	Player	Rec.	Yds	Avg.	LG	TD
1960	...Bill Groman	72	1,473	20.5	80t	12
1961	...Charles Hennigan	82	1,746	21.3	80t	12
1962	...Charles Hennigan	54	867	16.1	75t	8
1963	...Charles Hennigan	61	1,051	17.2	83t	10
1964	...Charles Hennigan	101	1,546	15.3	53t	8
1965	...Ode Burrell (RB)	55	650	11.8	52t	4
1966	...Charles Frazier	57	1,129	19.8	79t	12
1967	...Hoyle Granger (RB)	31	300	9.6	43	3
1968	...Alvin Reed (TE)	46	747	16.2	60	5
1969	...Alvin Reed (TE)	51	664	13.0	43	2
1970	...Alvin Reed (TE)	47	604	12.9	34	2
1971	...Jim Beirne	38	550	14.5	40	1
1972	...Fred Willis (RB)	45	297	6.6	27	2
1973	...Fred Willis (RB)	57	371	6.5	50	1
1974	...Ken Burrough	36	492	13.7	51	2
1975	...Ken Burrough	53	1,063	20.1	77t	8
1976	...Ken Burrough	51	932	18.2	69	7
1977	...Ken Burrough	43	816	19.0	85t	8
1978	...Ken Burrough	47	624	13.3	44	2
1979	...Ken Burrough	40	752	18.8	55t	6
1980	...Mike Barber (TE)	59	712	12.1	79t	5
1981	...Ken Burrough	40	668	16.7	71t	7
1982	...Dave Casper (TE)	36	573	15.9	38	6
1983	...Tim Smith	83	1,176	14.2	47t	6
1984	...Tim Smith	69	1,141	16.5	75t	4
1985	...Butch Woolfolk (RB)	80	814	10.2	80t	4
1986	...Drew Hill	65	1,112	17.1	81t	5
1987	...Ernest Givins	53	933	17.6	83t	6
1988	...Drew Hill	72	1,141	15.8	57t	10
1989	...Drew Hill	66	938	14.2	50	8
1990	...Haywood Jeffires	74	1,048	14.2	87t	8
	...Drew Hill	74	1,019	13.8	57	5
1991	...Haywood Jeffires	100	1,181	11.8	44	7
1992	...Haywood Jeffires	90	913	10.1	47	9
1993	...Webster Slaughter	77	904	11.7	41	5
1994	...Webster Slaughter	68	846	12.4	57	2
	...Haywood Jeffires	68	783	11.5	50	6

YEAR-BY-YEAR LEADERS

1995Haywood Jeffires	61	684	11.2	35t	8
1996Frank Wycheck (TE)	53	511	9.6	29	6
1997Frank Wycheck (TE)	63	748	11.9	42	4
1998Frank Wycheck (TE)	70	768	11.0	38	2
1999Frank Wycheck (TE)	69	641	9.3	35	2
2000Frank Wycheck (TE)	70	636	9.1	26	4
2001Derrick Mason	73	1,128	15.5	71t	9
2002Derrick Mason	79	1,012	12.8	40	5
2003Derrick Mason	95	1,303	13.7	50t	8
2004Derrick Mason	96	1,168	12.2	37t	7
2005Drew Bennett	58	738	12.7	55t	4
2006Drew Bennett	46	737	16.0	39	3
2007Justin Gage	55	750	13.6	73	2
Roydell Williams	55	719	13.1	48	4
2008Bo Scaife (TE)	58	561	9.7	44	2

SCORING

Year	Player	TD	PAT	FG	TP
1960George Blanda	4	46	15	115
1961George Blanda	0	64	16	112
1962George Blanda	0	48	11	81
1963George Blanda	0	37	9	64
1964George Blanda	0	38	13	76
1965George Blanda	0	28	11	61
1966George Blanda	0	39	16	87
1967John Wittenborn	0	30	14	72
1968Wayne Walker	0	26	8	50
1969Roy Gerela	0	29	19	86
1970Roy Gerela	0	23	18	77
1971Mark Moseley	0	25	16	73
1972Skip Butler	0	12	16	51
1973Skip Butler	0	15	21	66
1974Skip Butler	0	29	9	56
1975Skip Butler	0	31	18	85
1976Skip Butler	0	24	16	72
1977Toni Fritsch	0	19	12	55
1978 Earl Campbell (RB)	13	0	0	78
1979Earl Campbell (RB)	19	0	0	114
1980Toni Fritsch	0	26	19	83
1981Toni Fritsch	0	32	15	77
1982Dave Casper (TE)	6	0	0	36
1983Florian Kempf	0	33	17	84
1984Joe Cooper	0	13	11	46
1985Tony Zendejas	0	29	21	92
1986Tony Zendejas	0	28	22	94
1987Tony Zendejas	0	32	20	92
1988Tony Zendejas	0	48	22	114
1989Tony Zendejas	0	40	25	115
1990Lorenzo White (RB)	12	0	0	72
1991Ian Howfield	0	25	13	64
1992Al Del Greco	0	41	21	104
1993Al Del Greco	0	39	29	126
1994Al Del Greco	0	18	16	66
1995Al Del Greco	0	33	27	114
1996Al Del Greco	0	35	32	131
1997Al Del Greco	0	32	27	113
1998Al Del Greco	0	28	36	136
1999Al Del Greco	0	43	21	106
2000Al Del Greco	0	37	27	118
2001Joe Nedney	0	34	20	94
2002Joe Nedney	0	36	25	111

Front Office

Coaching Staff

Players

Rookies

2008 Season

RECORDS

History

Playoff History

Sidelines

YEAR-BY-YEAR LEADERS

2003Gary Anderson	0	42	27	123
2004Gary Anderson	0	37	17	88
2005Rob Bironas	0	30	23	99
2006Rob Bironas	0	32	22	98
2007Rob Bironas	0	28	35	133
2008Rob Bironas	0	40	29	127

KICKOFF RETURNS

Year	Player	No.	Yds	Avg.	LG	TD
1960Ken Hall	19	594	31.3	104t	1
1961Billy Cannon	18	439	24.4	47	0
1962Bobby Jancik	24	726	30.3	61	0
1963Bobby Jancik	45	1,315	29.3	53	0
1964Ode Burrell	17	449	26.4	93t	1
1965Bobby Jancik	18	430	23.9	43	0
1966Bobby Jancik	34	875	25.7	53	0
1967Zeke Moore	14	405	28.9	92	1
1968Zeke Moore	32	787	24.6	45	0
1969Jerry LeVias	38	940	24.7	87	0
1970Jerry LeVias	26	598	23.0	37	0
1971Linzy Cole	32	834	26.1	45	0
1972 Willie Rodgers	17	335	19.7	31	0
1973Bob Gresham	27	723	26.8	103t	1
1974 Billy Johnson	29	785	27.1	67	0
1975Billy Johnson	33	798	24.2	81t	1
1976Billy Johnson	26	579	22.2	53	0
1977Billy Johnson	25	630	25.2	76t	1
1978Johnnie Dirden	32	780	24.4	60	0
1979 Richard Ellender	24	514	21.4	35	0
1980Carl Roaches	37	746	20.2	46	0
1981Carl Roaches	28	769	27.5	96t	1
1982Carl Roaches	21	441	21.0	45	0
1983 Steve Brown	31	795	25.6	93t	1
1984Carl Roaches	30	679	22.6	49	0
1985 Willie Drewrey	26	642	24.7	52	0
1986Willie Drewrey	25	500	20.0	32	0
 Allen Pinkett	26	519	20.0	48	0
1987 Curtis Duncan	28	546	19.5	62	0
1988Leonard Harris	34	678	19.9	56	0
1989Kenny Johnson	21	372	17.7	39	0
1990Gerald McNeil	27	551	20.4	64	0
1991Allen Pinkett	26	508	19.5	41	0
1992Pat Coleman	14	290	20.7	28	0
1993Willie Drewrey	15	293	19.5	34	0
1994Todd McNair	23	481	20.9	44	0
1995Mel Gray	53	1,183	22.3	54	0
1996Mel Gray	50	1,224	24.5	88	0
1997 Derrick Mason	26	551	21.2	54	0
1998Mike Archie	42	913	21.7	50	0
1999Derrick Mason	41	805	19.6	41	0
2000Derrick Mason	42	1,132	27.0	66	0
2001Derrick Mason	34	748	22.0	101t	1
2002 John Simon	20	371	18.6	29	0
2003Jake Schifino	35	703	20.1	39	0
2004Jason McAddley	38	849	22.3	45	0
2005 Pacman Jones	43	1,127	26.2	85	0
2006Bobby Wade	50	1,194	23.9	48	0
2007 Michael Griffin	18	422	23.4	48	0
2008Chris Carr	35	984	28.1	52	0

YEAR-BY-YEAR LEADERS

PUNT RETURNS

<u>Year</u>	<u>Player</u>	<u>No.</u>	<u>Yds</u>	<u>Avg.</u>	<u>LG</u>	<u>TD</u>
1960Billy Cannon	4	96	24.0	51	0
1961Billy Cannon	9	70	7.8	20	0
1962Bobby Jancik	14	164	11.7	21	0
1963Bobby Jancik	13	145	11.2	56	0
1964Bobby Jancik	14	220	15.7	82t	1
1965Bobby Jancik	12	85	7.1	25	0
1966Ode Burrell	8	76	9.5	29	0
1967Larry Carwell	9	154	17.1	54	0
1968Sid Blanks	22	179	8.1	39	0
1969Jerry LeVias	35	292	8.3	46	0
1970Jerry LeVias	25	213	8.5	33	0
1971Linzy Cole	14	107	7.6	31	0
1972Ken Houston	25	148	5.9	33	0
1973Jeff Severson	16	126	7.9	74	0
1974Billy Johnson	30	409	13.6	49	0
1975Billy Johnson	40	612	15.3	83t	3
1976Billy Johnson	39	397	10.2	46	0
1977Billy Johnson	35	539	15.4	87t	2
1978Ronnie Coleman	16	142	8.9	32	0
1979Richard Ellender	31	203	6.5	36	0
1980Carl Roaches	47	384	8.2	68	0
1981Carl Roaches	39	296	7.6	40	0
1982Carl Roaches	19	104	5.5	25	0
1983Carl Roaches	20	159	8.0	23	0
1984Carl Roaches	26	152	5.8	18	0
1985Willie Drewrey	24	215	9.0	23	0
1986Willie Drewrey	25	262	7.7	25	0
1987Kenny Johnson	24	196	8.2	26	0
1988Kenny Johnson	30	170	5.7	16	0
1989Kenny Johnson	19	122	6.4	19	0
1990Gerald McNeil	30	172	5.7	26	0
1991Pat Coleman	22	138	6.3	24	0
1992Webster Slaughter	20	142	7.1	20	0
1993Willie Drewrey	41	275	6.7	18	0
1994Ernest Givins	37	210	5.7	78t	1
1995Mel Gray	30	303	10.1	20	0
1996Mel Gray	22	205	9.3	40	0
1997Mel Gray	17	144	8.5	30	0
1998Derrick Mason	31	228	7.4	25	0
1999Derrick Mason	26	225	8.7	65t	1
2000Derrick Mason	51	662	13.0	69t	1
2001Derrick Mason	20	128	6.4	20	0
2002John Simon	13	113	8.7	30	0
2003Justin McCareins	29	330	11.4	58t	1
2004Derrick Mason	24	93	3.9	13	0
2005Pacman Jones	29	272	9.4	52t	1
2006Pacman Jones	34	440	12.9	90t	3
2007Chris Davis	31	293	9.5	39	0
2008Chris Carr	32	323	10.1	44	0

INTERCEPTIONS

<u>Year</u>	<u>Player</u>	<u>No.</u>	<u>Yds</u>	<u>Avg.</u>	<u>LG</u>	<u>TD</u>
1960Mark Johnston (CB)	4	42	10.5	33	0
Dennit Morris (LB)	4	32	8.0	26	0
Julian Spence (S)	4	5	1.3	5	0
1961Jim Norton (S)	9	150	16.7	36	0
1962Jim Norton (S)	8	75	9.4	36	0
1963Fred Glick (S)	12	180	15.0	40	1
1964Pete Jaquess (CB)	8	141	17.6	98t	1

Front Office

Coaching Staff

Players

Rookies

2008 Season

RECORDS

History

Playoff History

Sidelines

YEAR-BY-YEAR LEADERS

1965W.K. Hicks (CB)	9	156	17.3	31	0
1966Jim Norton (S)	4	125	31.3	56	0
Fred Glick (S)	4	47	11.8	41	0
1967Miller Farr (CB)	10	264	26.4	67	3
1968Ken Houston (S)	5	160	32.0	66t	2
1969Miller Farr (CB)	6	48	8.0	35	0
1970Zeke Moore (CB)	6	85	14.2	32	0
1971Ken Houston (S)	9	220	24.4	48t	4
1972Bob Atkins (S)	2	37	18.5	34	0
John Charles (S)	2	6	3.0	6	0
1973Guy Roberts (LB)	4	55	13.8	27	0
Jeff Severson (S)	4	24	6.0	19	0
1974Bob Atkins (S)	6	85	14.2	36	0
1975Zeke Moore (CB)	5	137	27.4	74	0
1976C.L. Whittington (S)	5	103	20.6	50	0
1977Mike Reinfeldt (S)	5	78	15.6	30	0
1978Willie Alexander (CB)	5	51	10.2	29	0
1979Mike Reinfeldt (S)	12	205	17.1	39	0
1980Jack Tatum (S)	7	100	14.3	35	0
1981Greg Stemrick (CB)	3	94	31.3	38	0
Carter Hartwig (DB)	3	78	26.0	36	0
1982Robert Brazile (LB)	1	31	31.0	31	0
Gregg Bingham (LB)	1	8	8.0	8	0
Vernon Perry (S)	1	8	8.0	8	0
1983Willie Tullis (DB)	5	65	13.0	44	0
1984Willie Tullis (DB)	4	48	12.0	22	0
1985Steve Brown (CB)	5	41	8.2	22	0
1986Allen Lyday (S)	3	24	8.0	24	0
Patrick Allen (CB)	3	20	6.7	18	0
1987Keith Bostic (S)	6	-14	-2.3	7	0
1988Jeff Donaldson (S)	4	29	7.3	23	0
1989Steve Brown (CB)	5	54	10.8	41	0
1990Richard Johnson (CB)	8	100	12.5	35	1
1991Cris Dishman (CB)	6	61	10.2	43	0
1992Jerry Gray (CB)	6	24	4.0	22	0
1993Marcus Robertson (S)	7	137	19.6	69	0
1994Darryll Lewis (CB)	5	57	11.4	20	0
1995Darryll Lewis (CB)	6	145	24.2	98t	1
1996Darryll Lewis (CB)	5	103	20.6	53	1
1997Darryll Lewis (CB)	5	115	23.0	47t	1
Marcus Robertson (S)	5	127	25.4	48	0
1998Darryll Lewis (CB)	4	40	10.0	33	0
1999Samari Rolle (CB)	4	65	16.3	30	0
2000Samari Rolle (CB)	7	140	20.0	81t	1
2001 Andre Dyson (CB)	3	36	12.0	36	0
Samari Rolle (CB)	3	3	1.0	3	0
2002Lance Schulters (S)	6	56	9.3	28	0
2003Samari Rolle (CB)	6	141	23.5	52	0
2004Andre Dyson (CB)	6	135	22.5	44	0
2005 Reynaldo Hill (CB)	3	88	29.3	52t	1
2006Chris Hope (S)	5	105	21.0	61t	1
2007Keith Bulluck (LB)	5	63	12.6	35	0
2008Michael Griffin (S)	7	172	24.6	83t	1

TACKLES

<u>Year</u>	<u>Player</u>	<u>Solo</u>	<u>Assist</u>	<u>Total</u>
1974Gregg Bingham (LB)	128	78	206
1975Gregg Bingham (LB)	110	75	185
1976Gregg Bingham (LB)	100	91	191
1977Gregg Bingham (LB)	95	95	190
1978Gregg Bingham (LB)	109	114	223
1979Gregg Bingham (LB)	100	103	203

YEAR-BY-YEAR LEADERS

1980Gregg Bingham (LB)	112	100	212
1981Gregg Bingham (LB)	112	60	172
1982Daryl Hunt (LB)	61	24	85
1983Gregg Bingham (LB)	87	48	135
1984Robert Abraham (LB)	106	92	198
1985Avon Riley (LB)	80	67	147
1986John Grimsley (LB)	112	87	199
1987Al Smith (LB)	46	56	102
1988John Grimsley (LB)	70	45	115
1989John Grimsley (LB)	73	30	103
1990Al Smith (LB)	78	26	104
1991Al Smith (LB)	101	45	146
1992Al Smith (LB)	70	52	122
1993Al Smith (LB)	67	28	95
1994Al Smith (LB)	97	45	142
1995Blaine Bishop (S)	75	22	97
1996Blaine Bishop (S)	73	36	100
1997Barron Wortham (LB)	61	36	97
1998Joe Bowden (LB)	88	57	145
1999Blaine Bishop (S)	83	30	113
Eddie Robinson (LB)	64	49	113
2000Randall Godfrey (LB)	97	72	169
2001Randall Godfrey (LB)	79	32	111
2002Keith Bulluck (LB)	116	64	180
2003Keith Bulluck (LB)	110	61	171
2004Keith Bulluck (LB)	108	63	171
2005Keith Bulluck (LB)	106	44	150
2006Keith Bulluck (LB)	107	54	161
2007David Thornton (LB)	97	43	140
2008Keith Bulluck (LB)	83	37	120

QB SACKS

<u>Year</u>	<u>Player</u>	<u>No.</u>		
			1985	Jesse Baker (DE)5.5
			1986	Ray Childress (DE)5
1961	Doug Cline (LB)	6	1987	Ray Childress (DE)6
1962	Ed Husmann (DT)	10	1988	Ray Childress (DE)8.5
1963	Ed Husmann (DT)	5		William Fuller (DE)8.5
	Gary Cutsinger (DE)		1989	Ray Childress (DE)8.5
1964	Ed Husmann (DT)	4	1990	Sean Jones (DE)12.5
	Don Floyd (DE)		1991	William Fuller (DE)15
1965	Gary Cutsinger (DE)	7	1992	Ray Childress (DE)13
1966	Gary Cutsinger (DE)	5	1993	Sean Jones (DE)13
1967	George Rice (DT)	6	1994	Lamar Lathon (DE)8.5
1968	Pat Holmes (DE)	6	1995	Anthony Cook (DE)4.5
1969	Elvin Bethea (DE)	14		Henry Ford (DE)
1970	Elvin Bethea (DE)	9.5	1996	Anthony Cook (DE)7.5
1971	Elvin Bethea (DE)	13	1997	Kenny Holmes (DE)7
1972	Mike Tilleman (DT)	12		Gary Walker (DT)
1973	Elvin Bethea (DE)	17	1998	Lonnie Marts (LB)4
1974	Ted Washington (LB)	11	1999	Jevon Kearse (DE)14.5
1975	Curly Culp (DT)	11.5	2000	Jevon Kearse (DE)11.5
1976	Elvin Bethea (DE)	14.5	2001	Jevon Kearse (DE)10.0
1977	James Young (DE)	7.5	2002	Kevin Carter (DE)10.0
1978	Elvin Bethea (DE)	8	2003	Jevon Kearse (DE)9.5
1979	Jesse Baker (DE)	15.5	2004	Kevin Carter (DE)6.0
1980	Mike Stensrud (DE)	7	2005	Kyle Vanden Bosch (DE) ...12.5
1981	Jesse Baker (DE)	10	2006	Kyle Vanden Bosch (DE) ...6.5
1982	Jesse Baker (DE)	7.5	2007	Kyle Vanden Bosch (DE) ...12
1983	Jesse Baker (DE)	5.5	2008	Albert Haynesworth (DT) ...8.5
1984	Jesse Baker (DE)	11		

OFFENSIVE RANKINGS

Front Office

Coaching Staff

Players

Rookies

2008 Season

RECORDS

History

Playoff History

Sidelines

<u>Year</u>	<u>Total Plays</u>	<u>First Downs</u>	<u>Rush Yards</u>	<u>Net Pass Yards</u>	<u>Total Yards</u>	<u>Total Points</u>
1960	930	262	1,565 (3)	3,371 (1)	4,936 (1)	379
1961	964	293	1,896 (2)	4,392 (1)	6,288 (1)	513
1962	943	266	1,742 (4)	3,229 (2)	4,971 (2)	387
1963	870	254	1,210 (7)	3,222 (1)	4,432 (4)	302
1964	942	284	1,347 (7)	3,527 (2)	4,874 (4)	310
1965	905	227	1,178 (7)	2,813 (2)	3,991 (5)	298
1966	926	246	1,515 (5)	2,897 (4)	4,412 (7)	335
1967	828	207	2,122 (1)	1,381 (9)	3,503 (8)	258
1968	905	240	1,804 (4)	2,548 (4)	4,352 (5)	303
1969	965	256	1,706 (5)	2,825 (2)	4,531 (4)	278
1970	922	232	1,556 (19)	2,506 (7)	4,062 (10)	217
1971	815	201	1,106 (26)	2,409 (6)	3,515 (22)	251
1972	817	183	1,518 (23)	1,673 (23)	3,191 (26)	164
1973	840	193	1,388 (26)	1,919 (16)	3,307 (24)	199
1974	817	200	1,361 (26)	1,977 (20)	3,338 (24)	236
1975	900	234	2,068 (12)	1,869 (23)	3,937 (19)	293
1976	878	199	1,498 (27)	2,072 (15)	3,570 (24)	222
1977	879	228	1,989 (14)	1,875 (17)	3,864 (18)	299
1978	993	276	2,476 (6)	2,338 (18)	4,814 (16)	283
1979	1,034	268	2,571 (4)	2,256 (25)	4,827 (22)	362
1980	1,063	329	2,635 (2)	3,007 (17)	5,642 (4)	295
1981	947	241	1,734 (23)	2,777 (23)	4,511 (27)	281
1982	551	138	799 (26)	1,574 (19)	2,373 (28)	136
1983	1,033	295	1,998 (18)	2,902 (23)	4,900 (24)	288
1984	969	284	1,656 (23)	3,228 (17)	4,884 (23)	240
1985	998	270	1,570 (25)	3,082 (19)	4,652 (24)	284
1986	1,089	299	1,700 (19)	3,449 (13)	5,149 (16)	274
1987	998	294	1,923 (14)	3,300 (7)	5,223 (8)	345
1988	1,010	308	2,249 (4)	2,956 (22)	5,205 (14)	424
1989	1,028	327	1,928 (12)	3,499 (10)	5,427 (9)	365
1990	1,006	376	1,417 (24)	4,805 (1)	6,222 (1)	405
1991	1,022	353	1,366 (23)	4,621 (1)	5,987 (2)	386
1992	958	339	1,626 (18)	4,029 (1)	5,655 (3)	352
1993	1,066	330	1,792 (12)	3,866 (3)	5,658 (3)	368
1994	1,036	278	1,682 (12)	2,799 (25)	4,481 (26)	226
1995	1,046	295	1,664 (18)	3,241 (19)	4,905 (23)	348
1996	972	287	1,950 (6)	3,098 (21)	5,048 (18)	345
1997	993	288	2,414 (3)	2,505 (29)	4,919 (18)	333
1998	1,016	308	1,970 (9)	3,291 (15)	5,261 (9)	330
1999	1,011	294	1,811 (13)	3,479 (13)	5,290 (13)	392
2000	1,036	299	2,084 (7)	3,266 (16)	5,350 (14)	346
2001	1,026	288	1,794 (12)	3,558 (8)	5,352 (8)	336
2002	1,032	312	1,952 (11)	3,320 (20)	5,272 (17)	367
2003	1,013	310	1,623 (26)	3,878 (5)	5,501 (8)	435
2004	1,053	308	1,871 (14)	3,616 (10)	5,487 (11)	344
2005	1,022	279	1,525 (23)	3,597 (9)	5,122 (17)	299
2006	945	261	2,214 (5)	2,596 (30)	4,810 (27)	324
2007	1,037	306	2,109 (5)	2,878 (27)	4,987 (21)	301
2008	973	268	2,199 (7)	2,819 (27)	5,018 (21)	375

DEFENSIVE RANKINGS

<u>Year</u>	<u>Total Plays</u>	<u>First Downs</u>	<u>Rush Yards</u>	<u>Net Pass Yards</u>	<u>Total Yards</u>	<u>Total Points</u>
1960	995	282	1,027 (2)	3,874 (8)	4,901 (6)	285
1961	899	235	1,634 (6)	2,391 (2)	4,025 (2)	242
1962	880	217	1,569 (3)	2,561 (2)	4,130 (2)	270
1963	873	256	1,710 (7)	2,606 (3)	4,316 (6)	372
1964	896	267	1,961 (7)	3,280 (6)	5,241 (8)	355
1965	946	271	2,683 (8)	2,470 (2)	5,153 (8)	429
1966	881	244	1,833 (7)	3,162 (8)	4,995 (9)	396
1967	910	233	1,637 (7)	2,418 (3)	4,055 (4)	199
1968	854	198	1,704 (4)	1,671 (1)	3,375 (1)	248
1969	833	183	1,556 (5)	2,217 (2)	3,773 (2)	279
1970	840	227	1,793 (17)	2,605 (24)	4,398 (25)	352
1971	880	237	1,723 (11)	2,072 (10)	3,795 (9)	330
1972	894	263	2,591 (25)	2,143 (11)	4,734 (23)	380
1973	929	274	2,410 (23)	2,237 (20)	4,647 (24)	447
1974	919	268	2,050 (19)	2,375 (20)	4,425 (22)	282
1975	952	264	1,680 (3)	2,457 (17)	4,137 (11)	226
1976	935	226	2,072 (16)	1,915 (8)	3,987 (10)	273
1977	933	247	1,815 (10)	2,142 (20)	3,957 (14)	230
1978	1,021	292	2,072 (9)	2,842 (24)	4,914 (17t)	298
1979	1,038	304	2,225 (17)	2,765 (14)	4,990 (13)	331
1980	932	259	1,811 (8)	2,801 (4)	4,612 (5)	251
1981	1,084	325	2,411 (24)	3,315 (17)	5,726 (24)	355
1982	613	187	1,225 (23)	2,213 (25)	3,438 (28)	245
1983	1,031	332	2,787 (28)	2,845 (4)	5,632 (22)	460
1984	1,075	345	2,789 (28)	3,179 (11)	5,968 (27)	437
1985	1,091	356	2,814 (28)	3,341 (18)	6,155 (27)	412
1986	1,054	285	2,035 (20)	2,999 (8)	5,034 (13)	329
1987	976	287	1,848 (17)	3,145 (17)	4,993 (17)	349
1988	985	304	1,592 (4)	3,266 (13)	4,858 (8)	365
1989	940	314	1,669 (9)	3,542 (17)	5,211 (13)	412
1990	890	279	1,575 (8)	3,060 (14)	4,635 (11)	307
1991	984	280	1,540 (6)	3,208 (14)	4,748 (9)	251
1992	907	254	1,634 (9)	2,577 (3)	4,211 (3)	258
1993	1,003	289	1,273 (1)	3,601 (23)	4,874 (14)	238
1994	971	275	2,120 (28)	2,795 (2)	4,915 (9)	352
1995	983	267	1,526 (8)	3,125 (3)	4,651 (5)	324
1996	956	271	1,385 (2)	3,225 (13)	4,610 (6)	319
1997	992	292	1,573 (4)	3,658 (27)	5,231 (22)	310
1998	955	279	1,610 (9t)	3,511 (20)	5,121 (16)	320
1999	994	300	1,550 (10)	3,695 (25)	5,245 (17)	324
2000	908	215	1,390 (3)	2,423 (1)	3,813 (1)	191
2001	996	300	1,431 (5)	4,084 (31)	5,515 (25)	388
2002	974	297	1,424 (2)	3,540 (25)	4,964 (10)	324
2003	926	275	1,295 (1)	3,606 (30)	4,901 (12)	324
2004	977	318	1,917 (18)	3,807 (26)	5,724 (27)	439
2005	960	294	1,894 (22)	3,216 (17)	5,110 (19)	421
2006	1,062	329	2,313 (30)	3,602 (27)	5,915 (32)	400
2007	978	268	1,478 (5)	3,187 (10)	4,665 (5)	297
2008	1,022	276	1,502 (6)	3,196 (9)	4,698 (7)	234

Front Office

Coaching Staff

Players

Rookies

2008 Season

RECORDS

History

Playoff History

Sidelines

INDIVIDUAL RECORDS

Front Office

Coaching Staff

Players

Rookies

2008 Season

RECORDS

History

Playoff History

Sidelines

Number of Games Played in Season

1960-77:14 games
 1978-81, '83-86, '88-08: 16 games
 1982:9 games
 1987:15 games

SERVICE

Most Seasons

19 Bruce Matthews, 1983-2001
 16 Elvin Bethea, 1968-83
 13 Brad Hopkins, 1993-2005
 12 Gregg Bingham, 1973-84
 Mike Munchak, 1982-93

Most Seasons, Active

11 Craig Hentrich, 1998-2008
 9 Keith Bulluck, 2000-08

Most Games Played

296 Bruce Matthews, 1983-2001
 210 Elvin Bethea, 1968-83
 194 Brad Hopkins, 1993-2005
 175 Craig Hentrich, 1998-2008
 173 Gregg Bingham, 1973-84
 160 Ray Childress, 1985-95
 159 Mike Munchak, 1982-93

Most Games Played, Active

175 Craig Hentrich, 1998-2008
 143 Keith Bulluck, 2000-2008

Most Consecutive Games Played

232 Bruce Matthews, 1987-2001
 147 Robert Brazile, 1975-84
 146 Craig Hentrich, 1998-2007
 135 Elvin Bethea, 1968-77
 134 Gregg Bingham, 1973-81
 128 Eddie George, 1996-2003

Most Consecutive Games Played, Active

121 Keith Bulluck, 2000-08

Most Consecutive Games Started

229 Bruce Matthews, 1987-2001
 147 Robert Brazile, 1975-84
 135 Elvin Bethea, 1968-77
 134 Gregg Bingham, 1973-81
 128 Eddie George, 1996-2003

Most Consecutive Games Started, Active

113 Keith Bulluck, 2001-08
 64 Michael Roos, 2005-08

SCORING

Most Seasons Leading Team

9 Al Del Greco, 1992-2000
 7 George Blanda, 1960-66
 5 Tony Zendejas, 1985-90

Most Consecutive Seasons Leading Team

9 Al Del Greco, 1992-2000
 7 George Blanda, 1960-66
 5 Tony Zendejas, 1985-89

POINTS

Career

1,060 Al Del Greco, 1991-2000 (322 PAT, 246 FG)
 598 George Blanda, 1960-66 (4 TD, 301 PAT, 91 FG)
 548 Tony Zendejas, 1985-90 (197 PAT, 117 FG)
 457 Rob Bironas, 2005-08 (130 PAT, 109 FG)
 450 Eddie George, 1996-2003 (74 TD, 3 two-pt)
 438 Earl Campbell, 1978-84 (73 TD)

Season

136 Al Del Greco, 1998 (28 PAT, 36 FG)
 133 Rob Bironas, 2007 (28 PAT, 35 FG)
 131 Al Del Greco, 1996 (35 PAT, 32 FG)
 127 Rob Bironas, 2008 (40 PAT, 29 FG)
 126 Al Del Greco, 1993 (39 PAT, 29 FG)

123 Gary Anderson, 2003 (42 PAT, 27 FG)

Most Seasons, 100 or More Points

8 Al Del Greco, 1992-93, 1995-2000
 2 George Blanda, 1960-61
 Tony Zendejas, 1988-89
 Rob Bironas, 2007-08

Season, Rookie

92 Tony Zendejas, 1985 (29 PAT, 21 FG)
 86 Roy Gerela, 1969 (29 PAT, 19 FG)
 72 Bill Groman, 1960 (12 TD)

Game

30 Billy Cannon, @ N.Y. Titans, 12/10/61 (5 TD)
 26 Rob Bironas, @ Hou., 10/21/07 (8 FG, 2 PAT)
 George Blanda, vs. L.A. Chargers, 9/18/60
 (3 TD, 5 PAT, 1 FG)

Game, Opponent

24 Art Powell, @ Oakland, 12/22/63
 Corey Dillon, @ Cincinnati, 12/4/97
 19 Horst Muhlmann, vs. Cincinnati, 12/17/72
 18 15 times, last by Chad Johnson @ Cincinnati,
 11/25/07

Most Consecutive Games Scoring

67 Al Del Greco, 1994-00
 46 Rob Bironas, 2006-08

TOUCHDOWNS

Career

74 Eddie George, 1996-2003
 73 Earl Campbell, 1978-84
 51 Charles Hennigan, 1960-66
 48 Kenny Burrough, 1971-81
 Ernest Givins, 1986-94

Season

19 Earl Campbell, 1979
 18 Bill Groman, 1961

Game

5 Billy Cannon, @ N.Y. Titans, 12/10/61

Game, Opponent

4 Art Powell, @ Oakland, 12/22/63
 Bob Hayes, @ Dallas, 12/20/70
 Corey Dillon, @ Cincinnati, 12/4/97
 3 14 times, last by Chad Johnson @ Cincinnati,
 11/25/07

Most Consecutive Games Scoring Touchdown

8 Bill Groman, 1961
 5 Hoyle Granger, 1967
 Earl Campbell, 1979
 Chris Sanders, 1995

POINTS AFTER TOUCHDOWNS

Career

322 Al Del Greco, 1991-2000
 301 George Blanda, 1960-66
 197 Tony Zendejas, 1985-90
 149 Toni Fritsch, 1977-81
 130 Rob Bironas, 2005-08

Season

64 George Blanda, 1961
 48 George Blanda, 1962
 Tony Zendejas, 1988

Game

8 George Blanda, vs. N.Y. Titans, 10/14/62
 7 George Blanda, @ Denver, 11/5/61
 George Blanda, vs. N.Y. Titans, 11/19/61
 George Blanda, @ Oakland, 12/22/63
 Teddy Garcia, vs. Cleveland, 12/9/90
 Lawrence Tynes, vs. Kansas City, 12/13/04

Most Made, Opponent, Game

7 Cotton Davidson, @ Oakland, 12/22/63
 Horst Muhlmann, vs. Cincinnati, 12/17/72
 Jim Breech, @ Cincinnati, 12/17/89
 Sebastian Janikowski, @ Oakland, 9/29/02

Most Consecutive PATs

- 229 Al Del Greco, 1993-2000
- 79 Gary Anderson, 2003-04
- 76 Al Del Greco, 1991-93
- 75 Skip Butler, 1972-76

Most Two-Point Conversions, Career

- 3 Eddie George, 1996-2003
- 3 Haywood Jeffires, 1987-95
- 3 Steve McNair, 1995-2005

Most Two-Point Conversions, Season

- 3 Haywood Jeffires, 1994

Most Two-Point Conversions, Game

- 1 23 times, last by Ahmad Hall vs. Indianapolis, 10/27/08 (pass)

Most Two-Point Conversions, Opponent, Game

- 2 Charles Johnson @ Pittsburgh, 11/1/98 (pass, pass)

FIELD GOALS

Most Attempted, Career

- 295 Al Del Greco, 1991-2000
- 187 George Blanda, 1960-66
- 163 Tony Zendejas, 1985-90
- 129 Rob Bironas, 2005-08
- 121 Skip Butler, 1972-77

Most Attempted, Season

- 40 Roy Gerela, 1969
- 39 Al Del Greco, 1998
Rob Bironas, 2007
- 38 Al Del Greco, 1996
- 37 Tony Zendejas, 1989
- 35 Al Del Greco, 1997

Most Attempted, Game

- 8 Rob Bironas, @ Houston, 10/21/07
- 6 George Blanda, vs. N.Y. Titans, 10/9/60
George Blanda, vs. Denver, 9/14/63
Skip Butler, @ Cleveland, 10/12/75
Al Del Greco, vs. Atlanta, 12/5/93

Most Attempted, Opponent, Game

- 7 Tom Dempsey, Philadelphia, 11/12/72
- 6 Roy Gerela, Pittsburgh, 12/9/73
Jim Breech, @ Cincinnati, 11/1/87
John Carney, @ San Diego, 9/19/93

Most Made, Career

- 246 Al Del Greco, 1991-2000
- 117 Tony Zendejas, 1985-90
- 109 Rob Bironas, 2005-08
- 91 George Blanda, 1960-66
- 81 Toni Fritsch, 1977-81
- 80 Rob Bironas, 2005-07

Most Made, Season

- 36 Al Del Greco, 1998
- 35 Rob Bironas, 2007
- 32 Al Del Greco, 1996
- 29 Al Del Greco, 1993
Rob Bironas, 2008

Most Made, Game

- * 8 Rob Bironas, @ Houston, 10/21/07
- 5 Al Del Greco, @ Philadelphia, 12/3/2000
Roy Gerela, vs. Miami, 9/28/69

* Denotes NFL Record

Most Made, Opponent, Game

- 6 Tom Dempsey, vs. Philadelphia, 11/12/72
John Carney, @ San Diego, 9/19/93
- 5 Rian Lindell, @ Buffalo, 12/24/06
Mike Vanderjagt, vs. Indianapolis, 12/7/03
Steve Christie, vs. Buffalo, 9/18/94
Jim Breech, @ Cincinnati, 11/1/87

Most Consecutive Field Goals Made

- 20 Al Del Greco, 1998-99
- 20 Rob Bironas, 2007-08
- 19 Rob Bironas, 2007

- 18 Al Del Greco, 1995-96
- 14 Al Del Greco, 1999-2000
- 13 Al Del Greco, 1994-95

Most Consecutive Games With Field Goal Made

- 19 Rob Bironas, 2006-07
- 12 Gary Anderson, 2003
Rob Bironas, 2008
- 10 George Blanda, 1964-65
George Blanda, 1966

Longest Field Goal

- 60 Rob Bironas, vs. Indianapolis, 12/3/06
- 56 Al Del Greco, vs. San Francisco, 10/27/96
Rob Bironas, @ Denver, 11/19/07
- 55 George Blanda, vs. San Diego, 12/3/61
- 54 George Blanda, @ Oakland, 11/11/62
Skip Butler, @ Buffalo, 9/19/76
Al Del Greco, vs. Kansas City, 9/20/92

Longest Field Goal, Opponent

- 56 Jason Elam, Denver, 11/26/95
- 55 Chris Bahr, @ Cincinnati, 9/23/79
Matt Stover, Cleveland, 11/17/91
- 54 Jan Stenerud, Kansas City, 9/9/67
Gary Anderson, Pittsburgh, 12/8/91
Matt Bahr, @ N.Y. Giants, 12/21/91
Ryan Longwell, Green Bay, 12/16/01

Highest Field Goal Percentage, Career (100 made)

- 84.5 Rob Bironas, 2005-08, (109 of 129)
- 83.4 Al Del Greco, 1991-2000, (246 of 295)

Season

- 92.3 Al Del Greco, 1998 (36 of 39)
- 89.7 Rob Bironas, 2007 (35 of 39)
- 87.9 Rob Bironas, 2008 (29 of 33)
- 87.1 Gary Anderson, 2003 (27 of 31)
- 87.1 Al Del Greco, 1995 (27 of 31)
- 85.3 Al Del Greco, 1993 (29 of 34)
- 85.0 Florian Kempf, 1983 (17 of 20)

SAFETIES

Most Safeties, Career

- 2 Elvin Bethea (1968-83)
James Young (1977-79)

Most Safeties, Game

- 1 36 times, last by Tony Brown and Keith Bulluck (11/2/06) vs. Baltimore; sacked Steve McNair out of bounds in end zone.

RUSHING

Most Seasons Leading Team

- 8 Eddie George, 1996-2003
- 6 Earl Campbell, 1978-84
- 4 Mike Rozier, 1985-90

Most Consecutive Seasons Leading Team

- 8 Eddie George, 1996-2003
- 6 Earl Campbell, 1978-83
- 4 Mike Rozier, 1985-88

ATTEMPTS

Career

- 2,733 Eddie George, 1996-2003
- 1,979 Earl Campbell, 1978-84
- 1,000 Lorenzo White, 1988-94
- 910 Mike Rozier, 1985-90
- 908 Charles Tolar, 1960-66
- 773 Hoyle Granger, 1966-70, 72

Season

- 403 Eddie George, 2000
- 373 Earl Campbell, 1980
- 368 Earl Campbell, 1979
- 361 Earl Campbell, 1981

Game

- 39 Earl Campbell, vs. Seattle, 10/11/81

Front Office

Coaching Staff

Players

Rookies

2008 Season

RECORDS

History

Playoff History

Sidelines

INDIVIDUAL RECORDS

Front Office

Coaching Staff

Players

Rookies

2008 Season

RECORDS

History

Playoff History

Sidelines

- 38 Earl Campbell, @ Kansas City, 10/12/80
- 37 Earl Campbell, vs. Cincinnati, 10/4/81
- Game, Opponent**
- 39 Corey Dillon, @ Cincinnati, 12/4/97
- 34 Rodney Hampton, N.Y. Giants, 11/21/94
- 32 Greg Pruitt, Cleveland, 12/3/81
- Tony Collins, @ New England, 11/28/82

YARDS GAINED

Career

- 10,009 Eddie George, 1996-2003
- 8,574 Earl Campbell, 1978-84
- 4,079 Lorenzo White, 1988-94
- 3,514 Hoyle Granger, 1966-70, 72
- 3,426 Mike Rozier, 1985-90

Season

- 1,934 Earl Campbell, 1980
- 1,697 Earl Campbell, 1979
- 1,509 Eddie George, 2000
- 1,450 Earl Campbell, 1978

Season, Rookie

- 1,450 Earl Campbell, 1978
- 1,368 Eddie George, 1996
- 1,228 Chris Johnson, 2008
- 947 Rodney Thomas, 1995
- 756 Sid Blanks, 1964
- 652 Rob Carpenter, 1977

Game

- 216 Billy Cannon, @ N.Y. Titans, 12/10/61
- 216 Eddie George, vs. Oakland, 8/31/97
- 206 Earl Campbell, @ Chicago, 11/16/80

Game, Opponent

- 246 Corey Dillon, @ Cincinnati, 12/4/97
- 215 Eric Dickerson, @ L.A. Rams, 12/9/84
- 201 James Brooks, @ Cincinnati, 12/23/90

Longest Run

- 91 Sid Blanks, vs. N.Y. Jets, 12/13/64 (TD)
- 81 Earl Campbell, vs. Miami, 11/20/78 (TD)
- 80 Larry Moriarty, @ L.A. Raiders, 9/11/83
- LenDale White, @ Kansas City, 10/19/08 (TD)

Longest Run, Opponent

- 91 Wilbert Montgomery, @ Philadelphia, 12/19/82 (TD)
- 80 Corey Dillon at Cincinnati, 10/8/2000 (TD)
- 80 Wray Carlton, vs. Buffalo, 12/5/65 (TD)
- 79 Bill Mathis, @ N.Y. Jets, 11/21/65

Most Seasons, 1,000 or More Yards

- 7 Eddie George, 1996-2000, 2002-03
- 5 Earl Campbell, 1978-81, 1983
- 1 Nine players, last by Chris Johnson in 2008

Most Consecutive Seasons, 1,000 or More Yards

- 5 Eddie George, 1996-2000
- 4 Earl Campbell, 1978-81

Most Games, 200 or More Yards, Season

- 4 Earl Campbell, 1980
- 1 Twice, last by Eddie George, 1997

Most Games, 100 or More Yards, Career

- 39 Earl Campbell, 1978-84
- 36 Eddie George, 1996-2003
- 11 Hoyle Granger, 1966-70, 1972
- 8 Mike Rozier, 1985-90

Most Games, 100 or More Yards, Season

- 11 Earl Campbell, 1979
- 10 Earl Campbell, 1980
- 8 Eddie George, 1997
- 7 Hoyle Granger, 1967
- Earl Campbell, 1978, 1983

Most Consecutive Games, 100 or More Yards

- 7 Earl Campbell, 1979
- 6 Earl Campbell, 1980
- 5 Eddie George, 1998

AVERAGE GAIN

Career (Minimum 750 attempts)

- 4.56 Hoyle Granger (1966-70, 1972)
- 4.33 Earl Campbell (1978-84)
- 4.08 Lorenzo White (1988-94)

Season

- 5.21 Sid Blanks, 1964
- 5.18 Earl Campbell, 1980
- 5.14 Gary Brown, 1993
- 5.05 Hoyle Granger, 1967

TOUCHDOWNS

Career

- 73 Earl Campbell, 1978-84
- 64 Eddie George, 1996-2003
- 36 Steve McNair, 1995-2005
- 29 Lorenzo White, 1988-94
- 27 Mike Rozier, 1985-90

Season

- 19 Earl Campbell, 1979
- 15 LenDale White, 2008
- 14 Eddie George, 2000

Season, Rookie

- 13 Earl Campbell, 1978

Game

- 4 Earl Campbell, vs. Miami, 11/20/78
- Lorenzo White, vs. Cleveland, 12/9/90

Game, Opponent

- 4 Corey Dillon, @ Cincinnati, 12/4/97
- 3 7 times, last by Marshall Faulk, @ Ind., 9/4/94

Most Consecutive Games, Rushing Touchdown

- 5 Earl Campbell, 1979
- 4 Earl Campbell, 1981
- Alonzo Highsmith, 1989
- Gary Brown, 1993
- Eddie George, 2000
- LenDale White, 2008
- 3 9 times, last by Chris Johnson, 2008

PASSING

Most Seasons Leading Team

- 10 Warren Moon, 1984-93
- 9 Dan Pastorini, 1971-79
- 8 Steve McNair, 1997-2003, 2005

Most Consecutive Seasons Leading Team

- 10 Warren Moon, 1984-93
- 9 Dan Pastorini, 1971-79
- 7 George Blanda, 1960-66
- Steve McNair, 1997-2003

Career

- 4,546 Warren Moon, 1984-93
- 3,871 Steve McNair, 1995-2005
- 2,784 George Blanda, 1960-66
- 2,767 Dan Pastorini, 1971-79
- 824 Pete Beathard, 1967-69
- 775 Vince Young, 2006-08
- 739 Ken Stabler, 1980-81

Season

- 655 Warren Moon, 1991
- 584 Warren Moon, 1990
- 520 Warren Moon, 1993
- 505 George Blanda, 1964
- 492 Steve McNair, 1998
- 492 Steve McNair, 2002

Game

- 68 George Blanda, @ Buffalo, 11/1/64
- 60 George Blanda, vs. Oakland, 11/7/65
- 60 Billy Volek, @ Oakland, 12/19/04

Game, Opponent

- 54 Eric Zeier, @ Cleveland, 11/5/95
- 53 Mickey Slaughter, Denver, 12/20/64
Tommy Kramer, Minnesota, 12/21/80
Brian Sipe, @ Cleveland, 9/13/81
- 52 4 times, last by Bobby Hebert, vs.
Atlanta, 12/5/93

COMPLETIONS

Career

- 2,632 Warren Moon, 1984-93
- 2,305 Steve McNair, 1995-2005
- 1,426 Dan Pastorini, 1971-79
- 1,347 George Blanda, 1960-66
- 458 Ken Stabler, 1980-81

Season

- 404 Warren Moon, 1991
- 362 Warren Moon, 1990
- 303 Warren Moon, 1993
- 301 Steve McNair, 2002
- 293 Ken Stabler, 1980

Game

- 41 Warren Moon, vs. Dallas, 11/10/91
- 40 Billy Volek, @ Oakland, 12/19/04
- 39 Billy Volek, @ San Diego, 10/3/04
- 37 George Blanda, @ Buffalo, 11/1/64
- 36 Warren Moon, vs. Seattle, 11/7/93

Game, Opponent

- 37 Peyton Manning, @ Indianapolis, 11/3/02
- 36 Tim Couch, Cleveland, 9/22/02
- 34 Mickey Slaughter, Denver, 12/20/64
- 32 Carson Palmer, @ Cincinnati, 11/25/07

COMPLETION PERCENTAGE

Career (Minimum 1,500 attempts)

- 59.5 Steve McNair, 1995-2005 (2,305 of 3,871)
- 57.9 Warren Moon, 1984-93 (2,632 of 4,546)
- 51.5 Dan Pastorini, 1971-79 (1,426 of 2,767)
- 48.4 George Blanda, 1960-66 (1,347 of 2,784)

Season

- 65.6 Cody Carlson, 1992 (149 of 227)
- 64.7 Warren Moon, 1992 (224 of 346)
- 64.5 Ken Stabler, 1980 (293 of 454)
- 63.2 Chris Chandler, 1995 (225 of 356)
- 62.6 Steve McNair, 2000 (248 of 396)
- 62.5 Steve McNair, 2003 (250 of 400)

Game (Min. 15 attempts)

- 93.8 Steve McNair, @ Pittsburgh, 9/28/03 (15 of 16)
- 88.5 Chris Chandler, @ Cincinnati, 9/24/95 (23 of 26)

YARDS GAINED

Career

- 33,685 Warren Moon, 1984-93
- 27,141 Steve McNair, 1995-2005
- 19,149 George Blanda, 1960-66
- 16,846 Dan Pastorini, 1971-79
- 5,190 Ken Stabler, 1980-81
- 5,128 Pete Beathard, 1967-69

Season

- 4,690 Warren Moon, 1991
- 4,689 Warren Moon, 1990
- 3,631 Warren Moon, 1989
- 3,489 Warren Moon, 1986
- 3,485 Warren Moon, 1993

Game

- 527 Warren Moon, @ Kansas City, 12/16/90
- 492 Billy Volek, @ Oakland, 12/19/04
- 464 George Blanda, @ Buffalo, 10/29/61

Game, Opponent

- 425 Peyton Manning, @ Indianapolis, 12/5/04
- 407 Tom Flores, @ Oakland, 12/22/63
- 389 Jim McMahon, @ San Diego, 9/17/89

- 387 Boomer Esiason, @ Cincinnati, 11/1/87

Most Seasons, 3,000 or More Passing Yards

- 6 Warren Moon, 1984-93
- 5 Steve McNair, 1998, 2001-2003
- 3 George Blanda, 1960-66

Most Games, 400 or More Passing Yards, Career

- 4 Warren Moon, 1984-93
- 2 Billy Volek, 2000-06
- 2 George Blanda, 1960-66
- 1 Jacky Lee, 1960-63; 1966-67
- 1 Steve McNair, 1995-2005

Most Games, 400 or More Passing Yards, Season

- 2 Billy Volek, 2004
- George Blanda, 1961
- Warren Moon, 1991

Most Games, 300 or More Passing Yards, Career

- 38 Warren Moon, 1984-93
- 15 George Blanda, 1960-66

Most Games, 300 or More Passing Yards, Season

- 9 Warren Moon, 1990
- 6 Warren Moon, 1991

Most Consecutive Games, 300 or More Passing Yards

- 4 Warren Moon, 1990
- 2 Billy Volek, 2004
- Steve McNair, 2003

Longest Pass Completion (All TDs)

- 98 Jacky Lee (to Willard Desveall), vs. S.D., 11/25/62
- 95 George Blanda (to Dick Compton), vs. Buffalo, 12/5/65
- 92 Jacky Lee (to Bill Groman), vs. Denver, 11/20/60

Longest Pass Completion, Opponent (All TDs)

- 94 Jack Kemp (to Glenn Bass), Buffalo, 10/11/64
- 90 John McComick (to Bob Scarpitto), @ Den 10/17/65

TOUCHDOWNS

Career

- 196 Warren Moon, 1984-93
- 165 George Blanda, 1960-66
- 156 Steve McNair, 1995-2005
- 96 Dan Pastorini, 1971-79

Season

- 36 George Blanda, 1961
- 33 Warren Moon, 1990
- 27 George Blanda, 1962
- 24 Steve McNair, 2003
- George Blanda, 1963
- George Blanda, 1960

Game

- 7 George Blanda, vs. N.Y. Titans, 11/19/61
- 6 George Blanda, vs. N.Y. Titans, 10/14/62
- 5 Steve McNair, vs. Jacksonville, 12/26/99
- Warren Moon, at Cincinnati, 10/11/92
- Warren Moon, at Cleveland, 11/18/90
- Warren Moon, vs. Cincinnati, 10/14/90

Game, Opponent

- 6 Tom Flores, @ Oakland, 12/22/63
- 5 Joe Namath, @ N.Y. Jets, 9/18/66
- Craig Morton, @ Dallas, 12/20/70
- Jim Kelly, Buffalo, 9/24/89
- Kerry Collins, @ Oakland, 12/19/04
- 4 9 times, last by Peyton Manning, vs.
Indianapolis, 10/2/05

Most Consecutive Games, Touchdown Pass

- 23 Steve McNair, 2001-2002
- 21 Warren Moon, 1990-91
- 17 Warren Moon, 1992-93
- 14 George Blanda, 1964-65

HAD INTERCEPTED

Career

- 189 George Blanda, 1960-66
- 166 Warren Moon, 1984-93
- 139 Dan Pastorini, 1971-79

INDIVIDUAL RECORDS

Season

- 42 George Blanda, 1962
- 28 Ken Stabler, 1980
- 26 Warren Moon, 1986

Game

- 6 George Blanda, @ Buffalo, 9/9/62
- George Blanda, vs. Denver, 11/14/65

Game, Opponent

- 6 Joe Namath, @ N.Y. Jets, 10/15/67
- Bobby Hebert, Atlanta, 12/5/93
- 5 Rick Norton, @ Miami, 11/23/69
- 4 7 times, last by Drew Brees, @ NO, 9/24/07

Most Consecutive Passes Attempted, No INT's

- 161 Kerry Collins, 2008
- 154 Billy Joe Tolliver, 1994

Most Attempts, No Interceptions, Game

- 56 Warren Moon, vs. Dallas, 11/10/91

PASS RECEIVING

RECEPTIONS

Most Seasons Leading Team

- 7 Ken Burrough, 1971-81
- 5 Haywood Jeffires, 1987-95
- 5 Frank Wycheck, 1996-2000

Most Consecutive Seasons Leading Team

- 6 Ken Burrough, 1974-79
- 5 Frank Wycheck, 1996-2000
- 4 Charles Hennigan, 1961-64
- Derrick Mason, 2001-04
- 3 Alvin Reed, 1968-70

Career

- 542 Ernest Givins, 1986-94
- 515 Haywood Jeffires, 1987-95
- 482 Frank Wycheck, 1995-2002
- 480 Drew Hill, 1985-91
- 453 Derrick Mason, 1997-2004
- 410 Charles Hennigan, 1960-66
- 408 Ken Burrough, 1971-81

Season

- 101 Charles Hennigan, 1964
- 100 Haywood Jeffires, 1991
- 96 Derrick Mason, 2004
- 95 Derrick Mason, 2003
- 90 Drew Hill, 1991
- Haywood Jeffires, 1992

Game

- 13 Charles Hennigan, @ Boston, 10/13/61
- Haywood Jeffires, @ N.Y. Jets, 10/13/91,
- Drew Bennett, @ Oakland, 12/19/04
- 12 Sid Blanks, @ San Diego, 9/12/64
- Charles Hennigan, @ Buffalo, 11/1/64
- Charles Hennigan, vs. Boston, 11/29/64
- Derrick Mason, vs. Baltimore, 11/12/01
- Derrick Mason, @ NYG, 12/1/02
- Derrick Mason, @ San Diego, 10/3/04
- Drew Bennett, vs. KC, 12/13/04

Game, Opponent

- 12 Cris Carter, @ Minnesota, 10/8/95
- Brian Westbrook, @ Philadelphia, 11/19/06
- Chad Johnson, @ Cincinnati, 11/25/07
- Reggie Wayne, @ Indianapolis, 12/30/07
- 11 Don Maynard, N.Y. Titans, 10/9/60
- Robert Scarpitto, Denver, 12/20/64
- Carl Pickens, @ Cincinnati, 11/13/94
- Marvin Harrison, @ Indianapolis, 11/3/02
- Andre Johnson, @ Houston, 12/14/08

Most Consecutive Games, Pass Reception

- 99 Frank Wycheck, 1996-2002
- 82 Ernest Givins, 1988-93
- 76 Drew Hill, 1986-91
- 53 Haywood Jeffires, 1990-93

- 52 Ken Burrough, 1973-77

Most Seasons, 50 or More Pass Receptions

- 8 Ernest Givins, 1986-93
- 6 Drew Hill, 1985-86, 1988-91
- Haywood Jeffires, 1990-95
- Frank Wycheck, 1996-2001
- 5 Charles Hennigan, 1961-64
- Derrick Mason, 2000-04
- 3 Curtis Duncan, 1990-92

YARDS

Career

- 7,935 Ernest Givins, 1986-94
- 7,477 Drew Hill, 1985-91
- 6,907 Ken Burrough, 1971-81
- 6,823 Charles Hennigan, 1960-66
- 6,119 Haywood Jeffires, 1987-95

Season

- 1,746 Charles Hennigan, 1961
- 1,561 Charles Hennigan, 1964

Game

- 272 Charles Hennigan, @ Boston, 10/13/61
- 245 Haywood Jeffires, @ Kansas City, 12/16/90
- 233 Drew Bennett, vs. Kansas City, 12/13/04
- 232 Charles Hennigan, @ Buffalo, 10/29/61
- 210 Drew Hill, @ Indianapolis, 12/22/85

Game, Opponent

- 247 Art Powell, @ Oakland, 12/22/63
- 212 Don Maynard, @ N.Y. Jets, 10/20/69
- 210 Bake Turner, N.Y. Jets, 11/10/63

Longest Pass Reception (All TDs)

- 98 Willard Dewveall, vs. San Diego, 11/25/62
- 95 Dick Compton, vs. Buffalo, 12/5/65
- 92 Bill Groman, vs. Denver, 11/20/60

Longest Pass Completion, Opponent (All TDs)

- 94 Glenn Bass, Buffalo, 10/11/64
- 90 Bob Scarpitto, @ Denver 10/17/65
- 86 Warrick Dunn, @ Atlanta, 11/23/03

Most Seasons, 1,000 or More Yds Pass Receiving, Career

- 4 Derrick Mason, 2001-04
- 3 Charles Hennigan, 1960-66
- 3 Drew Hill, 1985-91

Most Cons. Seasons, 1,000 or More Yds. Pass Rec., Career

- 4 Derrick Mason, 2001-04
- 2 Charles Hennigan, 1963-64
- 2 Tim Smith, 1983-84

Most Games, 100 or More Yards Pass Receiving, Career

- 26 Charles Hennigan, 1960-66
- 24 Drew Hill, 1985-91
- 18 Ernest Givins, 1986-94

Most Games, 100 or More Yards Pass Receiving, Season

- 9 Charles Hennigan, 1964

TOUCHDOWNS

Career

- 51 Charles Hennigan, 1960-66
- 47 Ken Burrough, 1971-81
- Drew Hill, 1985-91
- Haywood Jeffires, 1987-95
- 46 Ernest Givins, 1986-94

Season

- 17 Bill Groman, 1961
- 12 Bill Groman, 1960
- Charles Hennigan, 1961
- Charles Frazier, 1966

Game

- 3 16 times, last by Drew Bennett, vs. KC, 12/13/04

Game, Opponent

- 4 Art Powell, @ Oakland, 12/22/63
- Bob Hayes, @ Dallas, 12/20/70
- 3 7 times, last by Chad Johnson, @ Cincinnati, 11/25/07

Most Consecutive Games Catching TD Pass

- 8 Bill Groman, 1961
- 5 Chris Sanders, 1995
- 4 Bill Groman, 1960
- Charles Hennigan, 1961
- Dave Casper, 1982
- Willie Davis, 1996
- Kevin Dyson, 2001
- Justin McCareins, 2003

PUNTING

Career

- 852 Craig Henrich, 1998-08
- 519 Jim Norton, 1960-68
- 429 Cliff Parsley, 1977-82
- 316 Dan Pastorini, 1971-79
- 310 Greg Montgomery, 1988-93

Season

- 96 Rich Camarillo, 1994
- 93 Cliff Parsley, 1979
- 91 Cliff Parsley, 1978

Game

- 11 Rich Camarillo, vs. Pittsburgh, 11/6/94
- Rich Camarillo, @ Pittsburgh, 12/3/95
- 10 8 times, last by Craig Henrich, @ Balt., 10/7/01

Game, Opponent

- 11 Wayne Crow, @ Oakland, 9/11/60
- Bob Parsons, Chicago, 11/6/77
- Mark Royals, Pittsburgh, 11/6/94
- 10 6 times, last by Adam Podlesh, Jack., 11/16/08

Longest Punt

- 79 Jim Norton, vs. Kansas City, 11/22/64
- 78 Craig Henrich, @ Pittsburgh, 1/2/2000
- 77 Greg Montgomery, @ San Diego, 9/19/93
- 75 Craig Henrich, vs. Indianapolis, 10/27/08

Longest Punt, Opponent

- 78 Paul Maguire, @ Buffalo, 9/21/69
- Marv Bateman, @ Buffalo, 9/19/76
- 74 Chris Hanson, Jacksonville, 11/20/05

AVERAGE GROSS YARDS

Career

- 43.6 Greg Montgomery, 1988-93
- 42.9 Craig Henrich, 1998-2008
- 42.3 Jim Norton, 1960-68

Season

- 47.2 Craig Henrich, 1998
- 46.9 Greg Montgomery, 1992
- 45.6 Greg Montgomery, 1993
- 45.0 Greg Montgomery, 1990
- 44.4 Reggie Roby, 1996

Game (5 punts)

- 59.2 Greg Montgomery, vs. Buffalo, 12/27/92

Game, Opponent (5 punts)

- 55.4 Brad Maynard, vs. N.Y. Giants, 10/1/2000
- 55.1 Paul Maguire, @ Buffalo, 9/21/69
- 54.0 Chris Kluwe, vs. Minnesota, 9/28/08
- 53.8 Lee Johnson, vs. Cincinnati, 10/27/91
- 52.8 Josh Miller, vs. Pittsburgh, 11/21/99

PUNT RETURNS

Most Seasons Leading Team

- 5 Carl Roaches, 1980-84
- Derrick Mason, 1998-2001, 2004
- 4 Billy Johnson, 1974-80
- 4 Bobby Jancik, 1962-67

Most Consecutive Seasons Leading Team

- 5 Carl Roaches, 1980-84
- 4 Billy Johnson, 1974-80
- 4 Bobby Jancik, 1962-67

- 4 Derrick Mason, 1998-2001

RETURNS

Career

- 182 Derrick Mason, 1997-2004
- 155 Billy Johnson, 1974-80
- 151 Carl Roaches, 1980-84
- 104 Willie Drewrey, 1985-88, 1993

Season

- 51 Derrick Mason, 2000
- 47 Carl Roaches, 1980
- 41 Willie Drewrey, 1993
- 40 Billy Johnson, 1975
- 39 Carl Roaches, 1981
- 38 Billy Johnson, 1976

Game

- 8 Pacman Jones, @ Miami, 12/24/05
- 7 Billy Johnson, vs. Tampa Bay, 9/12/76
- Willie Drewrey, vs. Indianapolis, 11/23/86

Game, Opponent

- 7 Mike Fuller, San Diego, 12/17/78
- Ron Fellows, Dallas, 12/13/82
- Eric Metcalf, Cleveland, 11/8/92
- 6 4 times, last by Rick Upchurch, Den., 12/4/77

YARDS GAINED

Career

- 2,040 Billy Johnson, 1974-80
- 1,590 Derrick Mason, 1997-2004
- 1,095 Carl Roaches, 1980-84
- 771 Willie Drewrey, 1985-88, 1993

Season

- 662 Derrick Mason, 2000
- 612 Billy Johnson, 1975
- 539 Billy Johnson, 1977

Game

- 127 Billy Johnson, vs. Cincinnati, 10/5/75
- 117 Derrick Mason, vs. Cleveland, 11/19/2000
- 104 Billy Johnson, @ Cleveland, 9/22/74
- 101 Pacman Jones, vs. New England, 12/31/06

Game, Opponent

- 102 R.W. McQuarters, Chicago, 11/14/04
- 93 Bill Baird, N.Y. Jets, 11/10/63
- 87 Eric Metcalf, Cleveland, 11/8/92
- 85 Jon Stagers, Green Bay, 11/19/72

Longest Punt Return (All TDs)

- 90 Pacman Jones, @ Philadelphia, 11/19/06
- 87 Billy Johnson, vs. Cleveland, 10/16/77
- 83 Billy Johnson, vs. Miami, 11/16/75

Longest Return, Opponent (All TDs)

- 93 Bill Baird, N.Y. Jets, 11/10/63
- 85 Jon Stagers, Green Bay, 11/19/72
- 83 Phillip Buchanan, @ Oakland, 9/29/02
- 82 Keith Moody, Buffalo, 10/15/78
- Corey Sawyer, Cincinnati, 9/25/94

YARDAGE AVERAGE

Career

- 13.2 Billy Johnson, 1974-80

Season

- 15.4 Billy Johnson, 1977

TOUCHDOWNS

Career

- 5 Billy Johnson, 1974-80
- 4 Pacman Jones, 2005-06

Season

- 3 Billy Johnson, 1975
- Pacman Jones, 2006

Game

- 1 15 times, last by Pacman Jones (81 yds), vs. New England, 12/31/06

Front Office

Coaching Staff

Players

Rookies

2008 Season

RECORDS

History

Playoff History

Sidelines

INDIVIDUAL RECORDS

Game, Opponent

- 1 12 times, last by Glenn Martinez (80 yds), @ Denver, 11/19/07

KICKOFF RETURNS

Most Seasons Leading Team

- 4 Billy Jancik, 1962-67
Billy Johnson, 1974-80
Carl Roaches, 1980-84

Most Consecutive Seasons Leading Team

- 4 Billy Johnson, 1974-77

Career

- 158 Bobby Jancik, 1962-67
156 Derrick Mason, 1997-2004
150 Carl Roaches, 1980-84
121 Billy Johnson, 1974-80
111 Mel Gray, 1995-97

Season

- 53 Mel Gray, 1995
50 Mel Gray, 1996
50 Bobby Wade, 2006
45 Bobby Jancik, 1963
43 Pacman Jones, 2005
42 Mike Archie, 1998
Derrick Mason, 2000

Game

- 8 Bobby Jancik, vs. Boston, 12/8/63
Bobby Jancik, @ Oakland, 12/22/63
Jason McAddley, vs. Denver, 12/25/04

Game, Opponent

- 8 Brian Baschnagel, Chicago, 11/6/77
Antonio Chatman, @ Green Bay, 12/12/04
7 Bo Roberson, @ Oakland, 12/22/63
Glyn Milburn, Denver, 11/26/95
David Dunn, @ Cincinnati, 9/24/95
Aveion Cason, @ Detroit, 11/27/08

YARDS GAINED

Career

- 4,185 Bobby Jancik, 1962-67
3,496 Derrick Mason, 1997-2004
3,276 Carl Roaches, 1980-84
2,902 Billy Johnson, 1974-80
2,592 Mel Gray, 1995-97

Season

- 1,317 Bobby Jancik, 1963
1,224 Mel Gray, 1996
1,194 Bobby Wade, 2006
1,183 Mel Gray, 1995
1,132 Derrick Mason, 2000
1,127 Pacman Jones, 2005

Game

- 240 Bobby Jancik, @ Oakland, 12/22/63
221 Bobby Jancik, vs. Boston, 12/8/63

Game, Opponent

- 185 Brian Baschnagel, Chicago, 11/6/77
178 Glyn Milburn, Denver, 11/26/95
165 Eric Metcalf, Cleveland, 12/9/90

Longest Kickoff Return (All TDs)

- 104 Ken Hall, @ N.Y. Titans, 10/23/60
103 Bob Gresham, @ Cincinnati, 9/23/73
101 Derrick Mason, @ Cincinnati, 11/18/01
97 Carl Roaches, vs. Pittsburgh, 9/18/83
96 Carl Roaches, vs. Cincinnati, 10/4/81

Longest Kickoff Return, Opponent (All TDs)

- 101 Eric Metcalf, Cleveland, 12/9/90
100 Art Baker, @ Buffalo, 9/9/62
Goldie Sellers, @ Denver, 10/2/66
99 Tremain Mack, @ Cincinnati, 11/14/99

- 98 Alvis Whitted, Jacksonville, 12/26/99
97 Marc Logan, Miami, 10/1/89

AVERAGE YARDAGE

Career (75 returns)

- 26.5 Bobby Jancik, 1962-67
24.0 Billy Johnson, 1974-80
23.4 Mel Gray, 1995-97
22.4 Derrick Mason, 1997-2004
21.8 Carl Roaches, 1980-84

Season

- 31.3 Ken Hall, 1960
30.3 Bobby Jancik, 1962

TOUCHDOWNS

Career

- 2 Billy Johnson, 1974-80
Carl Roaches, 1980-84

Season

- 1 13 times, last by Derrick Mason, @ Cin., 11/18/01

Game

- 1 13 times, last by Derrick Mason, @ Cin., 11/18/01

Game, Opponent

- 1 Eight times, last by Alvis Whitted, Jax, 12/26/98

COMBINED YARDS

(Rushing, receiving, interception returns, kickoff returns, punt returns and fumble returns)

Career

- 12,153 Eddie George, 1996-03
(10,009 rushing, 2,144 receiving)
11,202 Derrick Mason, 1997-2004
(6,114 rec., 3,496 KO returns, 1,590 PR, 2 rushing)
9,292 Earl Campbell, 1978-84 (8,574 rushing, 718 receiving)
8,704 Ernest Givins, 1986-94
(7,935 receiving, 397 PR, 345 rushing, 27 KO returns)
7,421 Ken Burrough, 1971-81
(6,907 receiving, 455 KO returns, 59 rushing)

Season

- *2,690 Derrick Mason, 2000 (1 rushing, 895 receiving, 1,132 kickoff returns, 662 punt returns)
2,043 Billy Cannon, 1961, (948 rushing, 586 receiving, 70 punt returns, 439 kickoff returns)
2,004 Derrick Mason, 2001, (1,128 receiving, 748 kick returns, 128 punt returns)
1,981 Earl Campbell, 1980, (1,934 rushing, 47 rec.)
1,962 Eddie George, 2000 (1509 rushing, 453 rec.)

Game

- 373 Billy Cannon, @ N.Y. Titans, 12/10/61

* Denotes NFL Record

INTERCEPTIONS

Most Seasons Leading Team

- 5 Darryll Lewis, 1991-98
4 Samari Rolle, 1998-04
3 Jim Norton, 1960-68

Most Consecutive Seasons Leading Team

- 5 Darryll Lewis, 1994-98

Career

- 45 Jim Norton, 1960-68
31 Cris Dishman, 1988-96
30 Freddy Glick, 1961-66
27 Tony Banfield, 1960-65
W.K. Hicks, 1964-69
Darryll Lewis, 1991-98
26 Mike Reinfield, 1976-83
25 Ken Houston, 1967-72

- 24 Zeke Moore, 1967-77
- 23 Willie Alexander, 1971-79
- 23 Samari Rolle, 1998-2004
- Season**
- 12 Freddy Glick, 1963
- Mike Reinfeldt, 1979
- 10 Miller Farr, 1967
- Game**
- 3 Eight players, last by Keith Bulluck, @ New Orleans, 9/24/07
- Game, Opponent**
- 4 Bobby Hunt, @ Kansas City, 10/4/64
- 3 7 times, last by Charles Woodson, @ Oak, 9/29/02
- Consecutive Games Intercepted By**
- 5 Pete Jaquess, 1964
- 4 Freddy Glick, 1963
- Jim Norton, 1967
- Miller Farr, 1967
- Cris Dishman, 1991, 1993
- Bo Orlando, 1991

YARDS GAINED

- Career**
- 650 Ken Houston, 1967-72
- 592 Jim Norton, 1960-68
- 540 Darryll Lewis, 1991-98
- 457 W.K. Hicks, 1964-69
- Season**
- 264 Miller Farr, 1967
- 220 Ken Houston, 1971
- 205 Mike Reinfeldt, 1979
- Game**
- 128 Miller Farr, @ N.Y. Jets, 10/15/67
- Game, Opponent**
- 177 Charlie McNeil, @ San Diego, 9/24/61
- 108 Bobby Hunt, @ Kansas City, 10/4/64
- 100 Rod Woodson, @ Oakland, 9/29/02
- Longest Interception Returns (All TDs)**
- 99 Cortland Finnegan, vs. Houston, 9/21/08
- 98 Pete Jaquess, @ Oakland, 9/19/64
- Darryll Lewis, @ Chicago, 10/22/95
- 95 Willie Alexander, @ Green Bay, 9/25/77
- Longest Interception Returns, Opponent (All TDs)**
- 98 Bob Suci, @ Boston, 11/1/63
- 95 Marlon McCree, @ Houston, 12/21/03
- 91 Booker Edgerson, @ Buffalo, 11/1/64
- 86 Glen Edwards, Pittsburgh, 9/30/73
- 85 Adam Archuleta, @ St. Louis, 9/25/05
- 82 Rod Woodson, @ Oakland, 9/29/02

TOUCHDOWNS

- Career**
- 9 Ken Houston, 1967-72
- 5 Miller Farr, 1967-69
- 5 Darryll Lewis, 1991-98
- Season**
- 4 Ken Houston, 1971
- Game**
- 2 Miller Farr, vs. Buffalo, 12/7/68
- Ken Houston, vs. San Diego, 12/19/71
- Game, Opponent**
- 2 Lemar Parrish, Cincinnati, 12/17/72
- 1 many times, last by Scott Starks, @ Jacksonville, 11/5/06

SACKS

- Career**
- 105 Elvin Bethea, 1968-83
- 74.5 Ray Childress, 1985-95
- 66.0 Jesse Baker, 1979-87

- Season**
- 17 Elvin Bethea, 1973
- 15.5 Jesse Baker, 1979
- 15 William Fuller, 1991
- 14.5 Jevon Kearse, 1999
- Game**
- 4 Ed Hussmann, vs. Dallas, 11/4/62
- Ed Hussmann, vs. N.Y. Jets, 11/14/62
- Elvin Bethea, @ San Diego, 10/17/76
- Jesse Baker, vs. Kansas City, 9/16/79
- William Fuller, vs. Pittsburgh, 11/28/93
- 3.5 Jason Jones, vs. Pittsburgh, 12/21/08
- 3 34 times, last by Kyle Vanden Bosch, vs. NY Jets, 12/23/07
- Consecutive Games, Two or More Sacks**
- 8 Curley Culp, 1974-75
- 6 Jessie Baker, 1979, 1981-82
- Sean Jones, 1990
- William Fuller, 1991
- Most Games with Two or More Sacks, Career**
- 26 Elvin Bethea, 1968-83
- 13 Jessie Baker, 1979-87
- 13 Ray Childress, 1985-95
- 12 Sean Jones, 1988-93
- 9 Jevon Kearse, 1999-2003

FUMBLES

- Opponents' Fumble Returned for TD's, Career**
- 4 Keith Bulluck, 2000-08
- 3 Doug Cline, 1960-66
- Marcus Robertson, 1991-99
- 2 Johnny Peacock, 1969-70
- Robert Lyles, 1984-90
- Ray Childress, 1985-93
- Cris Dishman, 1988-93
- Antwan Odom, 2004-07
- Season**
- 2 Doug Cline, 1961
- Marcus Robertson, 1997
- Antwan Odom, 2005
- Game**
- 1 49 times, last by Cortland Finnegan, vs. Jax, 12/17/06
- Longest Fumble Return (All TDs)**
- 96 C.L. Whittington, @ New Orleans, 10/3/76
- 93 Robert Lyles, @ Cincinnati, 10/19/86
- 92 Cortland Finnegan, vs. Jacksonville, 12/17/06

BLOCKED KICKS

- Blocked Punts Returned for Touchdowns, Career**
- 2 Cris Dishman, 1988-96
- Blocked Punts Returned for Touchdowns, Game**
- 1 12 times, last by Keith Bulluck, @ Cincinnati, 9/14/08
- Blocked Field Goals Returned for Touchdowns, Game**
- 1 Mark Johnston, 62 yards (11/26/61 vs. Denver)
- Tony Banfield, 50 yards (12/9/62 vs. Oak.)
- Ken Houston, 71 yards (10/15/67 @ N.Y. Jets)
- Donald Mitchell, 69 yards (10/21/01 @ Detroit)
- Blocked Field Goal, Last Time**
- 1 Jason Jones, @ Chicago, 11/9/08
- Blocked Punt, Last time**
- 1 Keith Bulluck @ Cincinnati, 9/14/08

Front Office

Coaching Staff

Players

Rookies

2008 Season

RECORDS

History

Playoff History

Sidelines

TEAM RECORDS

GAMES WON

- Most Consecutive Games Won**
13 (Dec. 16, 2007-Nov. 16, 2008)
11 (Oct. 17, 1993-Jan. 2, 1994)
- Most Consecutive Games Without Defeat**
13 (Dec. 16, 2007-Nov. 16, 2008)
11 (Oct. 13, 1961-Sept. 9, 1962)
(Oct. 17, 1993-Jan. 2, 1994)
- Most Games Won, Season**
13 (1999, 2000, 2008)
12 (1993, 2003)
11 (1962, 1979, 1980, 1991, 2002)
- Most Consecutive Games Won, Season**
11 (Oct. 17, 1993-Jan. 2, 1994)
- Most Consecutive Games Won, Start of Season**
10 (Sept. 7-Nov. 16, 2008)
3 (Sept. 12-Sept. 26, 1999)
- Most Consecutive Games Won, End of Season**
11 (Oct. 17, 1993-Jan. 2, 1994)
- Most Consecutive Games Without Defeat, Season**
11 (Oct. 17, 1993-Jan. 2, 1994)
- Most Consecutive Games w/out Defeat, Start of Season**
3 (Sept. 12-Sept. 26, 1999)
3 (Sept. 1-Sept. 16, 1991)
- Most Consecutive Games w/out Defeat, End of Season**
11 (Oct. 17, 1993-Jan. 2, 1994)
- Most Home Games Won, Season**
8 (1999)
7 (1988, 1991, 1993, 2000, 2003, 2008)
- Most Consecutive Home Games Won**
12 (Sept. 12, 1999-Nov. 5, 2000)
10 (Oct. 6, 2002-Nov. 16, 2003)
9 (Dec. 6, 1987-Nov. 20, 1988)
(Nov. 26, 1990-Nov. 17, 1991)
- Most Consecutive Home Games Without Defeat**
12 (Sept. 12, 1999-Nov. 5, 2000)
10 (Oct. 6, 2002-Nov. 16, 2003)
9 (Dec. 6, 1987-Nov. 20, 1988)
(Nov. 26, 1990-Nov. 17, 1991)
- Most Road Games Won, Season**
6 (1996, 2000, 2008)
- Most Consecutive Road Games Won**
8 (Dec. 16, 2007-Nov. 27, 2008)
5 (Oct. 29, 1961-Sept. 9, 1962)
(Oct. 17-Dec. 25, 1993)
(Nov. 19, 2006-Sept. 24, 2007)
- Most Consecutive Road Games Without Defeat**
8 (Dec. 16, 2007-Nov. 27, 2008)
6 (Oct. 13, 1961-Sept. 9, 1962)
- Most Shutout Games Won or Tied, Season**
2 (1966, 1977, 1993)

GAMES LOST

- Most Consecutive Games Lost**
18 (Oct. 9, 1972-Oct. 28, 1973)
- Most Consecutive Games Without a Victory**
18 (Oct. 9, 1972-Oct. 28, 1973)
- Most Games Lost, Season**
14 (1983, 1994)
- Most Consecutive Games Lost, Season**
11 (Oct. 9-Dec. 17, 1972)
- Most Consecutive Games Lost, Start of Season**
10 (Sept. 4-Nov. 6, 1983)
- Most Consecutive Games Lost, End of Season**
11 (Oct. 9-Dec. 17, 1972)

- Most Consecutive Games Without Victory, Season**
11 (Oct. 9-Dec. 17, 1972)
- Most Consecutive Games Without Victory, Start of Season**
10 (Sept. 4-Nov. 6, 1983)
- Most Consecutive Games Without Victory, End of Season**
11 (Oct. 9-Dec. 17, 1972)
- Most Consecutive Home Games Lost**
13 (Oct. 9, 1972-Dec. 16, 1973)
- Most Consecutive Home Games Without Victory**
13 (Oct. 9, 1972-Dec. 16, 1973)
- Most Consecutive Road Games Lost**
23 (Sept. 27, 1981-Nov. 4, 1984)*
- Most Consecutive Road Games Without Victory**
23 (Sept. 27, 1981-Nov. 4, 1984)*
- Most Shutout Games Lost or Tied, Season**
2 (1972, 1985)

TIE GAMES

- Most Tie Games, Season**
2 (1969)

OFFENSE

SCORING

- Most Points, Season**
513 (1961)
435 (2003)
424 (1988)
- Fewest Points, Season**
136 (1982, nine games)
199 (1967)
- Most Points, Game**
58 (vs. Cleveland, 12/9/90)
56 (vs. N.Y. Titans, 10/14/62)
- Most Points, Both Teams, Game**
101 (Oakland 52, Oilers 49, @ Oakland, 12/22/63)
88 (Buffalo 47, Oilers 41, @ Houston, 9/24/89)
- Fewest Points, Game**
0 (16 times, last @ Miami, 11/7/99)
- Fewest Points, Both Teams, Game**
6 (Oilers 6, Pittsburgh 0, @ Houston, 12/4/80)
- Ties**
6 (last Oilers 13, New Orleans 13, @ Hou, 10/3/71)
- Most Points, Shutout Victory, Game**
55 (Oilers vs. Oakland, 9/9/61)
- Fewest Points, Shutout Victory, Game**
6 (Oilers vs. Pittsburgh, 12/4/80)
- Largest Margin of Victory, Game**
55 (Oilers 55, Oakland 0, @ Houston, 9/9/61)
- Largest Margin of Defeat, Game**
54 (Cincinnati 61, Oilers 7, @ Cincinnati, 12/17/89)
- Smallest Margin of Victory, Game**
1 (8 times, last Titans 30, Buffalo 29, @ Buf., 12/24/06)
- Smallest Margin of Defeat, Game**
1 (18 times, last Houston 13, Titans 12, @ Hou., 12/14/08)
- Most Points Overcome to Win Game**
23 (Oilers @ New England, 11/12/78)
- Most Points, One Half**
45 (vs. Cleveland, 12/9/90)
- Most Points, First Quarter**
24 (@ Indianapolis, 12/5/04)
- Most Points, Second Quarter**
31 (vs. Cleveland, 12/9/90)
- Most Points, Third Quarter**
28 (twice, last vs. San Diego, 12/19/71)
- Most Points, Fourth Quarter**
24 (vs. Denver, 11/26/61)
(vs. N.Y. Giants, 11/26/06)

Most Consecutive Games Scoring
 160 (Nov. 14, 1999 - Dec. 21, 2008)
 155 (Dec. 3, 1989 - Nov. 7, 1999)
 121 (1977-85)

TOUCHDOWNS

Most Touchdowns, Season
 66 (1961)
Fewest Touchdowns, Season
 18 (1967)
Most Touchdowns, Game
 8 (Oilers vs. N.Y. Titans, 10/14/62; Oilers vs. Clev., 12/9/90)
Most Touchdowns, Both Teams, Game
 14 (Oilers 7, Oakland 7, @ Oakland, 12/22/63)

POINTS AFTER TOUCHDOWN

Most PATs, Season
 65 (1961)
Most PATs, Game
 8 (Oilers vs. N.Y. Titans, 10/14/62)
 7 (four times, last vs. Cleveland, 12/9/90)
Most PATs, Both Teams, Game
 14 (Oilers 7, Oakland 7, @ Oakland, 12/22/63)

TWO-POINT CONVERSIONS

Most Two-Point Conversions, Season
 4 (1994)
Most Two-Point Conversions, Opponent, Season
 4 (1999)
 4 (1998)
Most Two-Point Conversions, Game
 2 (vs. N.Y. Jets, 9/10/06)
 1 (21 times, last vs. Indianapolis, 10/27/08)
Most Two-Point Conversions, Opponent, Game
 3 (@ Pittsburgh, 11/1/98)
Most Two-Point Conversion Attempts, Season
 7 (1994)
Most Two-Point Conversion Attempts, Opp., Season
 6 (1999)

FIELD GOALS

Most Field Goals Attempted, Season
 40 (1969)
 39 (2007)
 38 (1996)
 37 (1989)
Most Field Goals Attempted, Game
 8 (at Houston, 10/21/07)
 6 (four times, last vs. Atlanta, 12/5/93)
Most Field Goals Attempted, Both Teams, Game
 10 (Buffalo 7, Oilers 3, @ Houston, 12/5/65)
 9 (Tennessee 6, Patriots 3, @ New England, 10/5/03)
 8 (Tennessee 3, @ Buffalo 5, 12/24/06)
 (Tennessee 8, Houston 0, 10/21/07)
 (Tennessee 5, Green Bay 3, 11/2/08)
 7 (seven times, last Titans 4 @ Texans 3, 12/14/08)
Most Field Goals, Season
 36 (1998)
 35 (2007)
 32 (1996)
 29 (1993, 2008)
Fewest Field Goals, Season
 8 (1968)
Most Field Goals, Game
 8 (@ Houston, 10/21/07)
 5 (vs. Miami, 9/28/69; @Philadelphia, 12/3/00)
Most Field Goals, Both Teams, Game
 8 (Tennessee 3, @ Buffalo 5, 12/24/06)
 (Tennessee 8, @ Houston 0, 10/21/07)

7 (10 times, last Titans 4, Packers 3, vs. Green Bay, 11/2/08)

Overtime Wins, Regular Season

30-27 (@ Cincinnati, 9/23/79)
 27-24 (vs. N.Y. Jets, 10/28/79)
 23-20 (vs. Pittsburgh, 12/2/84)
 17-14 (@ Indianapolis, 9/4/88)
 26-23 (vs. Dallas, 11/10/91)
 23-20 (vs. Kansas City, 9/20/92)
 30-27 (@ Cincinnati, 10/6/96)
 24-21 (vs. Oakland, 8/31/97)
 17-14 (vs. Kansas City, 9/10/00)
 31-28 (vs. Tampa Bay, 10/14/01)
 32-29 (@ N.Y. Giants, 12/1/02)
 26-20 (@ Houston, 12/10/06)
 19-16 (vs. Green Bay, 11/2/08)

FIRST DOWNS

Most First Downs, Season
 376 (1990)
Fewest First Downs, Season
 138 (1982, nine games)
 199 (1976)
Most First Downs, Game
 34 (vs. Cleveland, 12/9/90)
Fewest First Downs, Game
 4 (at Cleveland, 10/21/73)
 5 (vs. Jacksonville, 12/17/06)
Most First Downs, Both Teams, Game
 56 (Houston 33, Buffalo 23, @ Houston, 9/24/89, OT)
 55 (Tennessee 31, NYG 24, @ New York, 12/1/02, OT)
Most First Downs, Rushing, Season
 155 (1980)
Fewest First Downs, Rushing, Season
 52 (1982, nine games)
 62 (1971)
Most First Downs, Rushing, Game
 17 (twice, last at Green Bay, 12/14/80)
Fewest First Downs, Rushing, Game
 0 (four times, last at Boston, 11/1/63)
Most First Downs, Passing, Season
 251 (1990)
Fewest First Downs Passing, Season
 81 (1982, nine games)
 86 (1967)
Most First Downs, Passing, Game
 28 (@ Oakland, 12/19/04)
Fewest First Downs, Passing, Game
 0 (twice, last @ Buffalo, 11/10/85)
Most First Downs, Penalty, Season
 30 (1989)
Fewest First Downs, Penalty, Season
 5 (1982, nine games)
 10 (1967)
Most First Downs, Penalty, Game
 7 (@ Atlanta, 9/9/90)

NET YARDS GAINED

Most Yards Gained, Season
 6,288 (1961)
 6,222 (1990)
Fewest Yards Gained, Season
 2,373 (1982, nine games)
 3,191 (1972)
Most Yards Gained, Game
 583 (vs. Dallas, 11/10/91, overtime)
Fewest Yards Gained, Game
 83 (@ Pittsburgh, 12/9/73)

Front Office

Coaching Staff

Players

Rookies

2008 Season

RECORDS

History

Playoff History

Sidelines

TEAM RECORDS

RUSHING

Most Rushing Attempts, Season
616 (1979)
605 (1978)

Fewest Rushing Attempts, Season
225 (1982, nine games)
324 (1965)

Most Rushing Attempts, Game
56 (vs. San Diego, 9/28/75)
55 (vs. Oakland, 9/9/61)

Fewest Rushing Attempts, Game
7 (vs. N.Y. Giants, 12/8/85)
9 (vs. Cincinnati, 10/24/76)

Most Yards Gained Rushing, Season
2,635 (1980)
2,571 (1979)

Fewest Yards Gained Rushing, Season
799 (1982, nine games)
1,106 (1971)

Most Yards Gained Rushing, Game
332 (@ Kansas City, 10/19/08)
296 (vs. Kansas City, 11/27/77)
292 (@ Detroit, 11/27/08)

Fewest Yards Gained Rushing, Game
19 (twice, last vs. San Diego, 12/12/65)

Highest Average Gain, Rushing, Season
4.7 (2006)
4.6 (twice, last in 1992)

Most Touchdowns, Rushing, Season
26 (1988)

Fewest Touchdowns Rushing, Season
5 (1982, nine games)
6 (1976)

Most Touchdowns Rushing, Game
5 (vs. L.A. Chargers, 9/18/60)

Fewest Touchdowns Rushing, Game
0 (many times, last at Indianapolis, 12/28/08)

PASSING

Most Passes Attempted, Season
667 (1991)

Fewest Passes Attempted, Season
287 (1982, nine games)
333 (1967)

Most Passes Attempted, Game
68 (@ Buffalo, 11/1/64 — 37 completed)
61 (vs. Oakland, 11/7/65 — 27 completed)
61 (@ Oakland, 12/19/04 - 40 completed)

Fewest Passes Attempted, Game
6 (vs. Cincinnati, 10/4/81)

Most Passes Attempted, Both Teams
98 (Titans 61, Oakland 37, @ Oakland, 12/19/04)
97 (Oilers 44, Denver 53, @ Houston, 12/2/62)

Most Passes Completed, Season
411 (1991)

Fewest Passes Completed, Season
144 (1967)

Most Passes Completed, Game
41 (vs. Dallas, 11/10/91 — overtime)

Fewest Passes Completed, Game
1 (vs. Cincinnati, 10/4/81)

Most Yards Gained Passing, Season
4,805 (1990)

Fewest Yards Gained Passing, Season
1,381 (1967)

Most Yards Gained Passing, Game
527 (@ Kansas City, 12/16/90)

Fewest Yards Gained Passing, Game
-14 (@ Pittsburgh, 10/23/77)

Most Times Sacked, Season
65 (1994)
58 (1985)

Fewest Times Sacked, Season
11 (1962)
12 (2008)

Most Times Sacked, Game
12 (vs. Dallas, 9/29/85)

Most Times Sacked, Both Teams, Game
14 (Oilers 12, Dallas 2, @ Houston, 9/29/85)

Most Touchdowns Passing, Season
48 (1961)

Fewest Touchdowns Passing, Season
9 (2007)

Most Touchdowns Passing, Game
7 (twice, last vs. N.Y. Titans, 10/14/62)

Fewest Touchdowns Passing, Game
0 (many times, last at Indianapolis, 12/28/08)

Most Touchdowns Passing, Both Teams, Game
11 (Oilers 5, Oakland 6, @ Oakland, 12/22/63)

Most Passes Had Intercepted, Season
48 (1962)*

Fewest Passes Had Intercepted, Season
9 (2003, 2008)
10 (1998)

Most Passes Had Intercepted, Game
6 (six times, last @ Cleveland, 11/30/86)

PUNTING

Most Punts, Season
96 (1994)
93 (1979)

Fewest Punts, Season
34 (1990)

Most Punts, Game
11 (three times, last @ Pittsburgh, 12/3/95)

Fewest Punts, Game
0 (five times, last vs. Cincinnati, 10/27/91)

Highest Average Distance, Punting, Season
47.2 (1998)
45.3 (1993)
45.2 (1992)

Highest Average Distance, Punting, Game
59.2 (vs. Buffalo, 12/27/92)

PUNT RETURNS

Most Punt Returns, Season
53 (2000)
52 (1968)

Fewest Punt Returns, Season
15 (1960)

Most Punt Returns, Game
10 (vs. Tampa Bay, 9/12/76)

Most Yards, Punt Returns, Season
671 (2000)
620 (1975)

Fewest Yards, Punt Returns, Season
104 (1982, 9 games)
118 (1961)

Highest Average, Punt Returns, Season
15.4 (1977)

Most Touchdowns, Punt Returns, Season
3 (1975 and 2006)

Most Touchdowns, Punt Returns, Game
1 (18 times, last vs. New England, 12/31/06)

Front Office

Coaching Staff

Players

Rookies

2008 Season

RECORDS

History

Playoff History

Sidelines

KICKOFF RETURNS

Most Kickoff Returns, Season
83 (1983)
Fewest Kickoff Returns, Season
31 (1993)
43 (1961)
Most Kickoff Returns, Game
10 (twice, last at Cincinnati, 12/17/89)
Most Yards, Kickoff Returns, Season
1,835 (2006)
1,721 (1981)
Fewest Yards, Kickoff Returns, Season
589 (1993)
835 (1991)
Highest Average, Kickoff Returns, Season
26.1 (2000)
25.9 (1962)
Most Touchdowns, Kickoff Returns, Season
2 (three times, last in 1983)
Most Touchdowns, Kickoff Returns, Game
1 (13 times, last at Cincinnati, 12/4/88)

FUMBLES

Most Fumbles, Season
42 (1994)
41 (1985)
Fewest Fumbles, Season
14 (1982, nine games)
17 (1999)
17 (1962)
Most Fumbles, Game
8 (@ Pittsburgh, 12/9/73)
Most Fumbles Lost, Season
25 (1994)
Fewest Fumbles Lost, Season
7 (1967 and 2006)
Most Fumbles Lost, Game
5 (twice, last vs. Philadelphia, 12/2/91)
Most Opponents' Fumbles Recovered, Season
28 (1977)
Most Opponents' Fumbles Recovered, Game
7 (@ Kansas City, 10/12/69)
Fewest Opponents' Fumbles Recovered, Season
8 (twice, last in 1970)

PENALTIES

Fewest Penalties, Season
52 (1982, nine games)
58 (1963)
Most Penalties, Season
148 (1989)
Fewest Penalties, Game
0 (three times, last @ Buffalo, 11/1/64)
Most Penalties, Game
18 (@ Jacksonville, 1/1/06)
Fewest Yards Penalized, Season
424 (1982, nine games)
Most Yards Penalized, Season
1,150 (twice, last in 1988)
Most Yards Penalized, Game
212 (vs. Baltimore, 10/10/99)

DEFENSE

SCORING
Fewest Points Allowed, Season
191 (2000)

199 (1967)
226 (1975)
Most Points Allowed, Season
460 (1983)
447 (1973)
Fewest Points Allowed, Game
0 (15 times, last vs. Dallas, 12/25/00)
Most Points Allowed, Game
61 (twice, last @ Cincinnati, 12/17/89)
Fewest Touchdowns Allowed, Season
18 (1967)
Most Touchdowns Allowed, Season
53 (1983)

FIRST DOWNS

Fewest First Downs Allowed, Season
183 (1969)
Most First Downs Allowed, Season
356 (1985)
Fewest First Downs Allowed, Rushing, Season
62 (2000)
Most First Downs Allowed, Rushing, Season
147 (1972)
Fewest First Downs Allowed, Passing, Season
89 (1976)
Most First Downs Allowed, Passing, Season
197 (2002)
Fewest First Downs Allowed, Penalty, Season
13 (twice, last in 1969)
Most First Downs Allowed, Penalty, Season
48 (1985)

NET YARDS

Fewest Yards Allowed, Season
3,375 (1968)
Most Yards Allowed, Season
6,155 (1985)
Fewest Yards Allowed, Game
26 (vs. Denver, 9/3/66)
Most Yards Allowed, Game
588 (@ Oakland, 12/22/63)
Fewest Total Plays Allowed, Season
610 (1982, nine games)
840 (1970)
Most Total Plays Allowed, Season
1,091 (1985)
Fewest Total Plays Allowed, Game
36 (vs. Denver, 9/3/66)
Most Total Plays Allowed, Game
91 (at Philadelphia, 11/19/06)
85 (three times, last at Cleveland, 11/30/86, OT)

RUSHING

Fewest Yards Allowed, Rushing, Season
1,027 (1960)
Most Yards Allowed, Rushing, Season
2,814 (1985)
Fewest Yards Allowed, Rushing, Game
-14 (@ Boston, 11/25/60)
4 (vs. Buffalo, 11/23/97)
Most Yards Allowed, Rushing, Game
398 (@ Dallas Texans, 10/1/61)
302 (vs. Kansas City, 10/24/65)
Fewest Touchdowns Allowed, Rushing, Season
5 (1996)
Most Touchdowns Allowed, Rushing, Season
27 (1984)
Fewest Attempts Allowed, Rushing, Season
298 (1982, nine games)
362 (1962)

Front Office

Coaching Staff

Players

Rookies

2008 Season

RECORDS

History

Playoff History

Sidelines

TEAM RECORDS

Most Attempts Allowed, Rushing, Season
596 (1984)

Fewest Attempts Allowed, Rushing, Game
10 (@ Indianapolis, 12/30/07)
11 (vs. Miami, 10/1/89)

Most Attempts Allowed, Rushing, Game
56 (@ Dallas Texans, 10/1/61)

PASSING

Fewest Yards Allowed, Passing, Season
1,671 (1968)

Most Yards Allowed, Passing, Season
4,084 (2001)

Fewest Yards Allowed, Passing, Game
-52 (vs. Cincinnati, 10/31/71)
-16 (vs. Chicago, 11/6/77)

Most Yards Allowed, Passing, Game
425 (@ Indianapolis, 12/5/04)
407 (@ Oakland, 12/22/63)
405 (vs. Buffalo, 10/11/64)

Fewest Touchdowns Allowed, Passing, Season
10 (1967, 2000)

Most Touchdowns Allowed, Passing, Season
35 (1966)

Fewest Attempts Allowed, Passing, Season
284 (1982, nine games)
324 (1972)

Most Attempts Allowed, Passing, Season
582 (1993)

Fewest Attempts Allowed, Passing, Game
11 (@ Pittsburgh, 9/11/05)

Most Attempts Allowed, Passing, Game
57 (@ Pittsburgh, 12/19/93)

Fewest Completions Allowed, Season
158 (1968)

Most Completions Allowed, Season
349 (2007)

342 (2008)
339 (2002)

335 (2006)
333 (2004)

Fewest Completions Allowed, Game
2 (vs. Denver, 9/3/66)

Most Completions Allowed, Game
37 (@ Indianapolis, 11/3/02)

36 (vs. Cleveland, 9/22/02)
35 (vs. Denver, 12/20/64)

SACKS

Most Sacks, Season

55 (2000)
54 (1999)

52 (1993)
51 (1979)

Fewest Sacks, Season
21 (1966)

Most Sacks, Game
9 (vs. N.Y. Titans, 10/14/62; vs. Cin., 10/31/71)

INTERCEPTIONS

Most Interceptions, Season
36 (1963)

Fewest Interceptions, Season
3 (1982, nine games)*
6 (1972)

Most Interceptions, Game
6 (six times, last vs. Atlanta, 12/5/93)

Most Interceptions, Both Teams, Game
13 (Oilers 5, Denver 8, @ Houston, 12/2/62)

Most Yards Returning Interceptions, Season
676(1962)

Most Yards Returning Interceptions, Game
245(@ N.Y. Jets, 10/15/67)

Most TD's, Returning Interceptions, Season
7 (1967)

Most TD's, Returning Interceptions, Game
3 (vs. San Diego, 12/19/71)

PUNT RETURNS

Fewest Opponent Punt Returns, Season
20 (1961)

23 (1990)
Most Opponent Punt Returns, Season

64 (1979)
60 (twice, last in 1976)

Fewest Yards Allowed, Punt Returns, Season
144 (2005)

160 (2000)
186 (1990)

Most Yards Allowed, Punt Returns, Season
748 (1979)

668 (1976)

Lowest Average Allowed, Punt Returns, Season
4.5 (2005)

5.3 (1969)

Highest Average Allowed, Punt Returns, Season
13.9 (2002)

13.6 (1961)

Most Touchdowns Allowed, Punt Returns, Season
3 (2002)

2 (1962, 1965)

KICKOFF RETURNS

Fewest Opponent Kickoff Returns, Season
26 (1982, nine games)

32 (1970, 1986)

Most Opponent Kickoff Returns, Season
81 (2003)

78 (1995, 1996)
76 (1999, 2000)

74 (2002)
71 (1990, 1997)

Fewest Yards Allowed, Kickoff Returns, Season
564 (1982, nine games)

695 (1986)

Most Yards Allowed, Kickoff Returns, Season
1,675 (1996)

1,596 (1999)

1,587 (2000)
1,528 (1997)

Lowest Average Allowed, Kickoff Returns, Season
15.7 (1992)

Highest Average Allowed, Kickoff Returns, Season
25.0 (2008)

24.9 (1985, 2001)

Most Touchdowns Allowed, Kickoff Returns, Season

2 (1966, 1999)

PUNTING

Most Punts Forced, Season
105 (2000)

96 (1976)

Fewest Punts Forced, Season
38 (1982, 9 games)

56 (1964, 1989)

Most Punts Forced, Game
11 (five times, last vs. Pittsburgh, 11/6/94)

Fewest Punts Forced, Game
0 (11/12/78 at New England; 11/5/95 at Cleveland
12/5/04 at Indianapolis)

Lowest Punting Average Allowed (Gross), Season
37.1 (1960)

* Denotes League Record

ALL-TIME 2-POINT CONVERSIONS

OFFENSE

1994 Oilers: 4-7	Run 0-0	Pass 4-7
9/4/94 vs. Indy		
1. Bucky Richardson to Reggie Brown Good		
2. Bucky Richardson to H. Jeffries NG		
10/13/94 vs. Cleveland		
1. Billy Joe Tolliver to H. Jeffries Good		
12/11/94 vs. Seattle		
1. Billy Joe Tolliver to H. Jeffries Good		
2. Billy Joe Tolliver to Todd McNair NG		
12/18/94 vs. K.C.		
1. Billy Joe Tolliver to Webster Slaughter NG		
12/24/94 vs. NYJ		
1. Richardson to Jeffries Good		
1995 Oilers 2-5	Run 2-3	Pass 0-2
10/8/95 vs. Minn.		
1. Rodney Thomas run Good		
10/22/95 vs. Chicago		
1. Chris Chandler run Good		
11/12/95 vs. Cin.		
1. Will Furrer to Jeffries NG		
11/19/95 vs. K.C.		
1. Rich Camarillo to Matthews NG		
12/24/95 vs. Buff.		
1. Rodney Thomas run NG		
1996 Oilers 0-0	No Attempts	
1997 Oilers 2-4	Run 1-3	Pass 1-1
8/31/97 vs. Oak.		
1. Eddie George Run Good		
9/28/97 vs. Pitt.		
1. S. McNair to Wycheck Good		
11/16/97 vs. Jax.		
1. Rodney Thomas run NG		
12/14/97 vs. Bal.		
1. Steve McNair run NG		
1998 Oilers 1-4	Pass 0-0	Run 1-4
9/27/98 vs. Jax.		
1. Eddie George run NG		
10/11/98 vs. Bal.		
1. Eddie George run NG		
11/29/98 vs. Sea.		
1. Eddie George run NG		
12/20/98 vs. GB		
1. Eddie George run Good		
1999 Titans 1-3	Pass 1-1	Run 0-2
10/3/99 vs. S.F.		
1. Eddie George run NG		
11/28/99 vs. Clev.		
1. Frank Wycheck run NG		
12/5/99 vs. Bal.		
1. McNair to Jackie Harris Good		
2000 Titans 0-0	No Attempts	
2001 Titans 3-4	Pass 3-4	Run 0-0
10/14/01 vs. T.B.		
1. Steve McNair to Kevin Dyson Good		
10/21/01 vs. Det.		
1. Steve McNair to Drew Bennett Good		
12/16/01 vs. G.B.		

1. Steve McNair to Kevin Dyson NG		
2. Steve McNair to Derrick Mason Good		
2002 Titans 2-6	Pass 0-2	Run 2-4
9/8/02 vs. Phil.		
1. Steve McNair run NG		
2. Eddie George run Good		
9/29/02 vs. Oak.		
1. McNair to D. Mason NG		
2. McNair to Wycheck NG		
3. Eddie George Run NG		
12/1/02 vs. NYG		
1. Steve McNair run Good		
2003 Titans 3-4	Pass 1-2	Run 2-2
10/5/03 vs. N.E.		
1. McNair to T. Calico Good		
12/7/03 vs. Ind.		
1. McNair Run Good		
2. McNair to D. Mason NG		
12/14/03 vs. Buff.		
1. Robert Holcombe run Good		
2004 Titans 1-2	Pass 0-1	Run 1-1
9/26/04 vs. Jax		
1. McNair to D. Mason NG		
11/21/04 vs. Jax		
1. McNair run Good		
2005 Titans 0-1	Pass 0-1	Run 0-0
10/30/05 vs. Oak.		
1. McNair to Brown NG		
2006 Titans 3-3	Run 2-2	Pass 1-1
9/10/06 vs. New York Jets		
1. Travis Henry run Good		
2. Kerry Collins pass to Drew Bennett Good		
10/1/06 vs. Dallas		
1. Vince Young run Good		
2007 Titans 0-0	Run 0-0	Pass 0-0
2008 Titans 1-1	Run 0-0	Pass 1-1
10/27/08 vs. Ind.		
1. Kerry Collins pass to Ahmard Hall Good		
Titans Overall Statistics		
Total: 23-44 (52.3%)		
OPPONENTS		
1994 Opponents 2-2	Run 2-2	Pass 0-0
10/13/94 vs. Cleveland		
1. Tom Tupa Run Good		
12/4/94 vs. Arizona		
1. Ronald Moore Run Good		
1995 Opponents 0-2	Run 0-0	Pass 0-2
11/26/95 vs. Denver		
1. J. Elway to S. Sharpe NG		
12/17/95 vs. NYJ		
1. B. Esiason to F. Baxter NG		
1996 Opponents 1-3	Run 1-1	Pass 0-2
9/15/96 vs. Bal.		
1. V. Testaverde pass NG		

Front Office

Coaching Staff

Players

Rookies

2008 Season

RECORDS

History

Playoff History

Sidelines

ALL-TIME 2-POINT CONVERSIONS

11/10/96 at N.O.
 1. M. Haynes run Good
10/13/96 at Atl.
 1. B. Hebert pass to R. Preston NG

1997 Opponents 0-1 Run 0-0 Pass 0-1
10/5/97 vs. SEA
 1. R. Tuten (kicking form.) bad snap, inc. pass. . . NG

1998 Opponents 4-5 Run 0-0 Pass 4-5
11/1/98 vs. Pitt.

1. K. Stewart to C. Johnson Good
 2. M. Tomczak to C. Johnson Good
 3. M. Tomczak to W. Blackwell Good
11/8/98 vs. T.B.

1. T. Dilfer to B. Emanuel NG
12/26/98 vs. Minn.
 1. R. Cunningham to Randy Moss Good

1999 Opponents 4-6 Run 0-1 Pass 4-5
9/12/99 vs. Cin.

1. J. Blake to W. Jackson Good
 2. K. Carter run NG
 3. J. Blake to B. Milne Good
9/19/99 vs. Clev.

1. Tim Couch Pass incomplete NG
10/17/99 vs. N.O.
 1. B.J. Tolliver to B. Bech Good
1/2/00 vs. Pitt
 1. Tomczak to Hines Ward Good

2000 Opponents 0-0 No Attempts

2001 Opponents 1-2 Run 1-1 Pass 0-1
10/7/01 vs. Bal.
 1. Elvis Grbac to B. Stokley NG
12/2/01 vs. Clev.
 1. J. White run Good

2002 Opponents 3-4 Run 0-0 Pass 3-4
11/3/02 vs. Ind.

1. Manning to Harrison Good
11/17/02 vs. Pitt.
 1. K. Stewart to K. Kreider Good
 2. Randle El to Hines Ward Good
12/1/02 vs. NYG
 1. Kerry Collins to Jeremy Shockey NG

2003 Opponents 0-1 Run 0-0 Pass 0-1
12/14/03 vs. Buff.
 1. Drew Bledsoe to Bernard Shaw NG

2004 Opponents 1-2 Run 0-0 Pass 1-2
9/26/04 vs. Jax
 1. Leftwich to R. Williams Good
1/2/05 vs. Det.
 1. Harrington to R. Williams NG

2005 Opponents 2-2 Run 0-0 Pass 2-2
10/11/05 vs. Houston
 1. Carr to Corey Bradford Good
11/27/05 vs. S.F.
 1. K. Dorsey to Terry Jackson Good

2006 Opponents 1-2 Run 0-0 Pass 1-2
10/22/06 at Washington
 1. Mark Brunell to Santana Moss Good
10/29/06 vs. Houston
 1. Sage Rosenfels to Andre Johnson NG

2007 Opponents 1-1 Run 0-0 Pass 1-1
10/21/07 at Houston
 1. Sage Rosenfels to Andre Davis Good

2008 Opponents 0-1 Run 0-1 Pass 0-0
9/21/08 vs. Houston
 1. Aborted kick, M. Turk run NG

Opponents Overall Statistics

Total: 20-34 (58.8%)

ALL-TIME SHUTOUTS

ALL-TIME DEFENSIVE SHUTOUTS

Date	Opponent	Score
9/9/61	Oakland	55-0
9/10/66	Oakland	31-0
10/16/66	New York	24-0
10/13/68	at Boston	16-0
9/21/75	at New England	7-0
9/12/76	Tampa Bay	20-0
9/18/77	NY Jets	20-0
11/6/77	Chicago	47-0
12/4/80	Pittsburgh	6-0
10/22/89	Pittsburgh	27-0
9/27/92	San Diego	27-0
9/12/93	Kansas City	30-0
1/2/94	NY Jets	24-0
12/17/00	at Cleveland	24-0
12/25/00	Dallas	31-0

ALL-TIME OPPONENT SHUTOUTS

Date	Opponent	Score
12/4/60	at Dallas	0-24
12/1/63	at San Diego	0-27
10/12/69	at Kansas City	0-24
11/2/69	at Boston	0-24
11/1/70	at St. Louis	0-44
9/19/71	at Cleveland	0-31
10/9/72	Oakland	0-34
11/5/72	at Cleveland	0-20
11/25/73	New England	0-32
11/24/74	Dallas	0-10
12/11/76	Pittsburgh	0-21
9/22/85	at Pittsburgh	0-20
11/10/85	at Buffalo	0-20
12/7/86	at San Diego	0-27
11/26/89	at Kansas City	0-34
11/7/99	at Miami	0-17
12/28/08	at Indianapolis	0-23

GAME-WINNING FIELD GOALS

The franchise has totaled 37 game-winning field goals since 1960 including three play-off game winners. Former Oiler/Titan Al Del Greco (1991-00) leads the franchise with 10 game winning field goals. Rob Bironas' 60-yard field goal vs. Indianapolis (12/3/06) ranks as the longest game winning field goal in franchise history. The following game winning field goals were decided if the field goal was the final score of the game and took the lead whether it was early or late in the fourth quarter or overtime.

<u>Date</u>	<u>Opp.</u>	<u>Kicker</u>	<u>Length</u>	<u>Final Score</u>
10/24/65	Kansas City	Spikes	15	38-36
10/31/65	at Buffalo	Blanda	8	19-17
10/26/69	Denver	Gerela	22	24-21
12/1/74	at Pittsburgh	Butler	34	13-10
9/17/78	San Francisco	Fritsch	19	20-19
10/1/78	at Cleveland	Fritsch	19	16-13
9/23/79	at Cincinnati	Fritsch	29	30-27*
10/28/79	N.Y. Jets	Fritsch	35	27-24*
9/28/80	at Cincinnati	Fritsch	29	13-10
12/2/84	Pittsburgh	Cooper	30	23-20*
11/3/85	Kansas City	Zendejas	38	23-20
11/24/85	San Diego	Zendejas	51	37-35
1/3/88	Seattle	Zendejas	42	23-20*
9/4/88	at Indianapolis	Zendejas	35	17-14*
11/13/89	Cincinnati	Zendejas	28	26-24
11/10/91	Dallas	Del Greco	23	26-23*
9/20/92	Kansas City	Del Greco	39	23-20*
12/12/93	Cleveland	Del Greco	25	19-17
10/6/96	at Cincinnati	Del Greco	49	30-27*
8/31/97	Oakland	Del Greco	33	24-21*
12/13/98	at Jacksonville	Del Greco	41	16-13
9/12/99	Cincinnati	Del Greco	33	36-35
9/10/00	Kansas City	Del Greco	36	17-14*
11/5/00	Pittsburgh	Del Greco	29	9-7
12/3/00	at Philadelphia	Del Greco	50	15-13
10/14/01	Tampa Bay	Nedney	49	31-28 *
10/21/01	at Detroit	Nedney	46	27-24
12/22/01	at Oakland	Nedney	21	13-10
12/01/02	at N.Y. Giants	Nedney	38	32-29*
1/11/03	Pittsburgh	Nedney	26	34-31*
1/3/04	at Baltimore	Anderson	46	20-17
12/11/05	Houston	Bironas	21	13-10
10/15/06	at Washington	Bironas	30	25-22
11/26/06	N.Y. Giants	Bironas	49	24-21
12/3/06	Indianapolis	Bironas	60	20-17
12/24/06	at Buffalo	Bironas	30	30-29
10/21/07	at Houston	Bironas	29	38-36
11/2/08	Green Bay	Bironas	41	19-16*

*Overtime games; Playoff games in bold



Rob Bironas celebrates after his 41-yard field goal lifted the Titans to a 19-16 victory over the Green Bay Packers last season at LP Field.

Front Office

Coaching Staff

Players

Rookies

2008 Season

RECORDS

History

Playoff History

Sidelines

TOP PERFORMANCES

RUSHING

216	Eddie George vs. Oakland	Aug. 31, 1997	(35 carries)
216	Billy Cannon @ NY Titans	Dec. 10, 1961	(25 carries)
203	Earl Campbell @ Chicago	Nov. 16, 1980	(31 carries)
203	Earl Campbell vs. Tampa Bay	Oct. 19, 1980	(33 carries)
202	Earl Campbell vs. Cincinnati	Oct. 26, 1980	(27 carries)
199	Eddie George vs. Oakland	Dec. 9, 1999	(28 carries)
199	Earl Campbell vs. Miami	Nov. 20, 1978	(28 carries)
195	Earl Campbell @ Dallas	Nov. 22, 1979	(33 carries)
194	Gary Brown @ Cleveland	Nov. 21, 1993	(34 carries)
186	Earl Campbell vs. Seattle	Oct. 11, 1981	(39 carries)
183	Hoyle Granger vs. San Diego	Dec. 4, 1966	(19 carries)
182	Earl Campbell vs. Cincinnati	Oct. 4, 1981	(37 carries)
181	Earl Campbell @ Green Bay	Dec. 14, 1980	(36 carries)
181	Eddie George @ Cincinnati	Oct. 8, 2000	(35 carries)
179	Sid Blanks vs. NY Jets	Dec. 13, 1964	(21 carries)
178	Travis Henry @ Washington	Oct. 15, 2006	(32 carries)
178	Earl Campbell @ Kansas City	Oct. 12, 1980	(38 carries)
176	Eddie George @ Cleveland	Dec. 17, 2000	(34 carries)
175	Chris Brown @ Jacksonville	Sept. 9, 2007	(19 carries)
168	Chris Johnson @ Kansas City	Oct. 19, 2008	(18 carries)
167	Eddie George vs. Jacksonville	Oct. 16, 2000	(29 carries)
166	Gary Brown @ Cincinnati	Nov. 14, 1993	(26 carries)
166	Earl Campbell @ Washington	Sept. 2, 1979	(32 carries)
160	Hoyle Granger @ Miami	Dec. 23, 1967	(21 carries)
158	Earl Campbell @ Cincinnati	Sept. 23, 1979	(34 carries)
157	Earl Campbell @ Denver	Nov. 2, 1980	(36 carries)
156	Lorenzo White vs. NY Giants	Nov. 21, 1994	(27 carries)
155	Eddie George @ New Orleans	Oct. 17, 1999	(28 carries)
153	Eddie George @ Pittsburgh	Nov. 1, 1998	(34 carries)
152	Chris Brown vs. Indianapolis	Sept. 19, 2004	(24 carries)
152	Eddie George @ Cincinnati	Oct. 6, 1996	(26 carries)
150	Mike Rozier @ Buffalo	Sept. 20, 1987	(29 carries)
149	LenDale White @ Kansas City	Oct. 19, 2008	(17 carries)
149	Lorenzo White @ Cincinnati	Oct. 11, 1992	(25 carries)
149	Earl Campbell @ Baltimore	Oct. 14, 1979	(22 carries)
149	Rob Carpenter vs. Kansas City	Nov. 27, 1977	(14 carries)
148	Chris Brown vs. Green Bay	Oct. 11, 2004	(27 carries)
147	Chris Brown vs. Cincinnati	Oct. 31, 2004	(32 carries)
145	Billy Cannon @ Oakland	Dec. 17, 1961	(21 carries)
144	Allen Pinkett vs. LA Raiders	Sept. 1, 1991	(26 carries)
144	Mike Rozier vs. Atlanta	Oct. 25, 1987	(29 carries)
143	Travis Henry @ Philadelphia	Nov. 19, 2006	(18 carries)
143	Eddie George @ Jacksonville	Sept. 8, 1996	(17 carries)
143	Joe Dawkins @ Cleveland	Nov. 22, 1970	(22 carries)
142	Earl Campbell @ Buffalo	Sept. 25, 1983	(30 carries)
142	Earl Campbell vs. Seattle	Sept. 19, 1982	(30 carries)
142	Ronnie Coleman @ New England	Nov. 12, 1978	(25 carries)
142	Hoyle Granger @ Denver	Nov. 12, 1967	(22 carries)
142	Skip Hicks vs. Green Bay	Dec. 16, 2001	(17 carries)
142	Charlie Tolar @ San Diego	Sept. 23, 1962	(18 carries)
141	Eddie George @ NY Jets	Dec. 1, 1996	(28 carries)
141	Mike Rozier vs. Kansas City	Oct. 9, 1988	(27 carries)
141	Woody Campbell @ Miami	Dec. 23, 1967	(18 carries)
139	Hoyle Granger vs. Boston	Dec. 14, 1969	(25 carries)
138	Larry Moriarty vs. NY Jets	Nov. 18, 1984	(23 carries)
138	Earl Campbell vs. Miami	Dec. 4, 1983	(28 carries)
138	Hoyle Granger vs. Denver	Oct. 1, 1967	(20 carries)
137	Earl Campbell @ Atlanta	Sept. 3, 1978	(15 carries)
137	Eddie George vs. Chicago	Oct. 25, 1998	(21 carries)
136	Chris Johnson vs. Cleveland	Dec. 7, 2008	(19 carries)
135	Travis Henry @ Buffalo	Dec. 24, 2006	(25 carries)
134	Earl Campbell vs. Philadelphia	Dec. 16, 1979	(16 carries)
134	Eddie George @ Tampa Bay	Nov. 8, 1998	(27 carries)
134	Eddie George vs. Cleveland	Nov. 19, 2000	(36 carries)
133	LenDale White vs. Oakland	Oct. 28, 2007	(25 carries)

PASSING

527	Warren Moon @ Kansas City	Dec. 16, 1990	(27 of 45)
492	Billy Volek @ Oakland	Dec. 19, 2004	(40 of 61)
464	George Blanda @ Buffalo	Oct. 29, 1961	(18 of 32)
457	Jacky Lee @ Boston	Oct. 13, 1961	(27 of 41)
432	Warren Moon vs. Dallas	Nov. 10, 1991	(41 of 56)
426	Billy Volek vs. Kansas City	Dec. 13, 2004	(29 of 43)
423	Warren Moon @ NY Jets	Oct. 13, 1991	(35 of 50)
421	Steve McNair vs. Houston	Oct. 12, 2003	(18 of 27)
418	George Blanda @ NY Titans	Nov. 19, 1961	(20 of 32)
414	Warren Moon vs. Cleveland	Dec. 23, 1989	(32 of 51)
399	Warren Moon vs. Cleveland	Nov. 17, 1991	(31 of 44)
398	Steve McNair @ Oakland	Sept. 29, 2002	(32 of 46)
398	Warren Moon @ Detroit	Oct. 5, 1986	(21 of 38)
397	Warren Moon @ Atlanta	Sept. 9, 1990	(31 of 52)
393	George Blanda @ Buffalo	Nov. 1, 1964	(37 of 68)
386	George Blanda @ Boston	Sept. 16, 1962	(20 of 36)
381	Warren Moon vs. NY Jets	Oct. 28, 1990	(30 of 43)
376	Gifford Nielsen vs. Pittsburgh	Dec. 20, 1981	(24 of 37)
369	Warren Moon vs. Seattle	Nov. 7, 1993	(36 of 55)
369	Warren Moon vs. Cincinnati	Oct. 14, 1990	(21 of 33)
366	George Blanda @ LA Chargers	Nov. 13, 1960	(31 of 53)
365	Warren Moon vs. Indianapolis	Sept. 9, 1984	(23 of 43)
364	Warren Moon @ Indianapolis	Dec. 22, 1985	(22 of 40)
361	Warren Moon @ Indianapolis	Sept. 13, 1992	(29 of 39)
360	Steve McNair @ New England	Oct. 5, 2003	(23 of 45)
356	Warren Moon vs. San Francisco	Oct. 21, 1984	(25 of 33)
355	Neil O'Donnell @ San Francisco	Oct. 3, 1999	(20 of 40)
355	Warren Moon @ San Diego	Sept. 30, 1990	(27 of 46)
354	Dan Pastorini vs. Saint Louis	Oct. 20, 1974	(26 of 40)
352	Chris Chandler @ Cincinnati	Sept. 24, 1995	(23 of 26)
351	George Blanda vs. San Diego	Dec. 3, 1961	(20 of 33)
350	George Blanda @ Oakland	Dec. 17, 1961	(18 of 31)
348	Archie Manning vs. Green Bay	Sept. 4, 1983	(22 of 34)
345	Warren Moon vs. Detroit	Nov. 5, 1989	(30 of 38)
343	Steve McNair vs. San Francisco	Nov. 11, 2005	(23 of 41)
343	Warren Moon @ LA Rams	Nov. 4, 1990	(26 of 43)
343	Dan Pastorini vs. Oakland	Dec. 2, 1973	(22 of 36)
342	Warren Moon vs. Atlanta	Dec. 5, 1993	(24 of 42)
342	Warren Moon vs. Cincinnati	Oct. 11, 1992	(27 of 40)
342	George Blanda @ Oakland	Dec. 22, 1963	(20 of 32)
341	Steve McNair vs. Cincinnati	Sept. 12, 1999	(21 of 32)
340	Lynn Dickey @ Baltimore	Nov. 4, 1973	(22 of 32)
339	Warren Moon @ Cleveland	Dec. 15, 1985	(22 of 48)
338	Cody Carlson @ Detroit	Nov. 26, 1992	(24 of 33)
338	Warren Moon vs. Buffalo	Sept. 24, 1989	(28 of 42)
338	Ken Stabler @ NY Jets	Nov. 23, 1980	(33 of 51)
338	Pete Beathard @ Denver	Nov. 16, 1969	(20 of 41)
334	Billy Volek vs. Chicago	Nov. 14, 2004	(27 of 44)
334	Steve McNair @ NY Giants	Dec. 1, 2002	(30 of 43)
334	Steve McNair vs. Pittsburgh	Nov. 25, 2001	(23 of 37)
334	Warren Moon vs. Denver	Oct. 6, 1991	(19 of 31)
331	Jacky Lee @ Boston	Nov. 18, 1960	(21 of 38)
330	Cody Carlson vs. Green Bay	Dec. 13, 1992	(25 of 36)
330	Warren Moon vs. Pittsburgh	Sept. 6, 1992	(29 of 45)
330	Warren Moon vs. NY Giants	Dec. 8, 1985	(26 of 47)

RECEIVING

272	Charles Hennigan @ Boston	Oct. 13, 1961	(13 receptions)
245	Haywood Jeffries @ Kansas City	Dec. 16, 1990	(9 receptions)
233	Drew Bennett vs. Kansas City	Dec. 13, 2004	(12 receptions)
232	Charles Hennigan vs. Buffalo	Oct. 8, 1961	(9 receptions)
214	Charles Hennigan vs. San Diego	Dec. 3, 1961	(10 receptions)
210	Drew Hill @ Indianapolis	Dec. 22, 1985	(9 receptions)
202	Charles Hennigan @ Boston	Sept. 16, 1962	(8 receptions)
197	Tim Smith vs. Green Bay	Sept. 4, 1983	(8 receptions)
188	Charles Hennigan @ Denver	Sept. 27, 1964	(11 receptions)

Front Office

Coaching Staff

Players

Rookies

2008 Season

RECORDS

History

Playoff History

Sidelines

TOP PERFORMANCES

186	Haywood Jeffires @ NY Jets	Oct. 13, 1991	(13 receptions)
186	Derrick Mason vs. Cincinnati	Jan. 6, 2002	(9 receptions)
186	Charles Hennigan @ NY Jets	Sept. 22, 1963	(9 receptions)
185	Drew Hill vs. Cincinnati	Nov. 9, 1986	(10 receptions)
182	Charles Frazier vs. Boston	Sept. 19, 1965	(6 receptions)
181	Charles Hennigan vs. Boston	Nov. 29, 1964	(12 receptions)
180	Ken Burrough vs. Chicago	Nov. 6, 1977	(6 receptions)
179	Mike Montgomery vs. St. Louis	Oct. 20, 1974	(9 receptions)
177	Ken Burrough @ Kansas City	Oct. 12, 1980	(7 receptions)
177	Derrick Mason vs. Houston	Oct. 12, 2003	(6 receptions)
171	Bill Groman @ Boston	Nov. 25, 1960	(9 receptions)
167	Tim Smith vs. Cleveland	Dec. 16, 1984	(7 receptions)
162	Kevin Dyson vs. Cincinnati	Sept. 12, 1999	(9 receptions)
160	Drew Bennett @ Oakland	Dec. 19, 2004	(13 receptions)
160	Charles Hennigan @ Buffalo	Nov. 1, 1964	(12 receptions)
159	Tim Smith @ San Diego	Sept. 16, 1984	(5 receptions)
158	Charles Frazier vs. Boston	Nov. 13, 1966	(6 receptions)
156	Tim Smith vs. Green Bay	Sept. 4, 1983	(8 receptions)
155	Ernest Givins @ Detroit	Oct. 5, 1986	(5 receptions)
151	Ernest Givins vs. Denver	Oct. 6, 1991	(5 receptions)

Career 100-Yard Rushing Games

NO.	Player	W-L-T
39	Earl Campbell	28-11-0
36	Eddie George	30-6-0
11	Hoyle Granger	8-2-1
8	Mike Rozier	6-2-0
7	Chris Brown	4-3-0
7	LenDale White	6-1-0
7	Lorenzo White	4-3-0
6	Gary Brown	6-0-0
6	Ronnie Coleman	5-1-0
6	Charlie Tolar	6-0-0
6	Travis Henry	3-3-0
5	Billy Cannon	5-0-0
4	Chris Johnson	4-0-0
3	Rob Carpenter	2-1-0
3	Larry Moriarty	2-1-0
3	Dave Smith	3-0-0
2	Sid Blanks	2-0-0
2	Woody Campbell	2-0-0
2	Allen Pinkett	2-0-0
2	Rodney Thomas	2-0-0
1	Ode Burrell	0-1-0
1	Joe Dawkins	0-1-0
1	Don Hardeman	1-0-0
1	Skip Hicks	1-0-0
1	Roy Hopkins	1-0-0
1	Paul Robinson	0-1-0
1	Fred Willis	0-1-0
1	Butch Woolfolk	1-0-0

Career 300-Yard Passing Games

NO.	Player	W-L-T
38	Warren Moon	20-18-0
15	George Blanda	5-10-0
10	Steve McNair	4-6-0
3	Billy Volek	0-3-0
3	Dan Pastorini	0-3-0
2	Cody Carlson	1-1-0
2	Jacky Lee	1-0-1
2	Archie Manning	0-2-0
2	Neil O'Donnell	1-1-0
1	Pete Beathard	0-0-1
1	Chris Chandler	1-0-0
1	Lynn Dickey	1-0-0
1	Gifford Nielsen	1-0-0
1	Jerry Rhome	0-1-0
1	Ken Stabler	0-1-0
1	Don Trull	0-1-0
1	Vince Young	0-1-0

Career 100-Yard Receiving Games

NO.	Player	W-L-T
26	Charles Hennigan	12-14-0
24	Drew Hill	15-9-0
18	Ernest Givins	7-11-0
14	Ken Burrough	12-2-0
13	Derrick Mason	7-6-0
10	Tim Smith	3-7-0
9	Drew Bennett	3-6-0
8	Charles Frazier	3-5-0
8	Bill Groman	8-0-0
8	Chris Sanders	6-2-0
6	Haywood Jeffires	3-3-0
5	Jerry LeVias	3-1-1
4	Kevin Dyson	3-1-0
4	Alvin Reed	1-3-0
4	Webster Slaughter	2-2-0
3	Curtis Duncan	1-2-0
3	Justin Gage	3-0-0
2	Mike Barber	2-0-0
2	Jim Bierne	0-1-1
2	Willard Dewveall	1-1-0
2	Billy Johnson	2-0-0
2	Charlie Joiner	0-1-1
2	Yancey Thigpen	0-2-0
2	Lorenzo White	2-0-0
2	Butch Woolfolk	1-1-0
1	Sid Blanks	0-1-0
1	Chris Brown	1-0-0
1	Pat Coleman	1-0-0
1	Willie Fraizer	1-0-0
1	Eddie George	0-1-0
1	Mac Haik	1-0-0
1	Ronnie Harmon	1-0-0
1	Leonard Harris	1-0-0
1	Mike Holston	0-1-0
1	Roy Hopkins	0-1-0
1	Brandon Jones	1-0-0
1	Mike Montgomery	0-1-0
1	Dave Parks	1-0-0
1	Carl Pickens	1-0-0
1	Bo Scaife	1-0-0
1	Ben Troupe	0-1-0
1	Gary Wellman	1-0-0
1	John White	0-1-0
1	Oliver Williams	0-1-0
1	Roydell Williams	1-0-0
1	Frank Wycheck	1-0-0

Front Office

Coaching Staff

Playoffs

Rookies

2008 Season

RECORDS

History

Playoff History

Sidelines

Games With More Than One 100-Yard Rusher

- Dec. 15, 1962 @ New York, Billy Cannon (9-103) and Charlie Tolar (29-107)
 Nov. 12, 1967 @ Denver, Woody Campbell (16-101) and Hoyle Granger (22-142)
 Dec. 3, 1967 vs. Miami, Woody Campbell (18-141) and Hoyle Granger (25-111)
 Sep. 28, 1975 vs. San Diego, Ronnie Coleman (16-112) and Don Hardeman (27-107)
 Nov. 27, 1977 vs. Kansas City, Rob Carpenter (14-149) and Ronnie Coleman (15-101)
 Oct. 19, 2008 @ Kansas City, Chris Johnson (18-168) and LenDale White (17-149)
 Nov. 27, 2008 @ Detroit, Chris Johnson (16-125) and LenDale White (23-106)

Games With More Than One 100-Yard Receiver

- Nov. 25, 1960 @ Boston, Bill Groman (9-171) and Charles Hennigan (7-113)
 Sep. 24, 1961 @ San Diego, Charles Hennigan (6-109) and John White (6-112)
 Oct. 13, 1961 @ Boston, Bill Groman (8-148) and Charles Hennigan (13-272)
 Oct. 22, 1961 vs. Dallas, Bill Groman (4-123) and Charles Hennigan (4-108)
 Sep. 12, 1964 @ San Diego, Sid Banks (12-131) and Charles Hennigan (7-104)
 Nov. 6, 1964 @ Boston, Charles Frazier (9-143) and Willie Frazier (2-102)
 Nov. 4, 1973 @ Baltimore, Ken Burrough (7-117) and Dave Parks (5-127)
 Nov. 20, 1978 vs. Miami, Mike Barber (4-112) and Ken Burrough (6-103)
 Nov. 20, 1988 vs. Phoenix, Ernest Givens (5-118) and Drew Hill (5-100)
 Nov. 25, 2001 vs. Pittsburgh, Kevin Dyson (4-112) and Derrick Mason (7-114)
 Dec. 2, 2001 @ Cleveland, Kevin Dyson (6-110) and Derrick Mason (3-122)
 Dec. 19, 2004 @ Oakland, Derrick Mason (9-121) and Drew Bennett (13-160)

10 LARGEST WIN/LOSS MARGINS**...OF VICTORY**

MARGIN	SCORE	DATE	OPPONENT
1. 55 points	55-0	9/9/61	OAKLAND
2. 47 points	47-0	11/6/77	CHICAGO
3. 44 points	58-14	12/9/90	CLEVELAND
4. 42 points	55-13	11/5/61	at Denver
5. 39 points	56-17	10/14/62	N.Y. TITANS
6. 38 points	45-7	9/3/66	DENVER
7. 37 points	47-10	11/27/08	at Detroit
8. 36 points	49-13	11/19/61	N.Y. TITANS
9. 35 points	41-6	12/11/88	CINCINNATI
35 points	38-3	11/14/93	at Cincinnati

...OF DEFEAT

MARGIN	SCORE	DATE	OPPONENT
1. 54 points	61-7	12/17/89	at Cincinnati
2. 44 points	44-0	11/1/70	at St. Louis
44 points	61-17	12/17/72	CINCINNATI
4. 42 points	45-3	11/1/63	at Boston
42 points	52-10	12/20/70	at Dallas
42 points	45-3	9/18/88	at N.Y. Jets
7. 41 points	51-10	10/13/74	at Minnesota
8. 39 points	52-13	9/18/66	at N.Y. Jets
9. 34 points	34-0	10/9/72	OAKLAND
34 points	34-0	11/26/89	at Kansas City

2009 TITANS ROSTER

NO.	NAME	POS.	HT.	WT.	DATE	EXP.	COLLEGE
56	Allred, Colin	LB	6-1	238	4/15/83	2	Baylor
54	Amano, Eugene	G/C	6-3	310	3/1/82	6	SE Missouri State
58	Amato, Ken	LB/LS	6-2	245	5/18/77	7	Montana State
98	Ball, Dave	DE	6-5	277	1/4/81	5	UCLA
92	Birdine, Larry	DE	6-4	265	10/6/83	2	Oklahoma
2	Bironas, Rob	K	6-0	215	1/29/78	5	Ga. Southern/Auburn
18	Britt, Kenny	WR	6-3	218	9/19/88	R	Rutgers
97	Brown, Tony	DT	6-3	290	9/29/80	5	Memphis
53	Bulluck, Keith	LB	6-3	235	4/4/77	10	Syracuse
5	Collins, Kerry	QB	6-5	245	12/30/72	15	Penn State
89	Cook, Jared	TE	6-5	246	4/7/87	R	South Carolina
48	Cramer, Casey	FB	6-2	250	1/5/82	5	Dartmouth
83	Crumpler, Alge	TE	6-2	262	12/23/77	9	North Carolina
67	Datish, Doug	C/G	6-4	305	8/1/85	2	Ohio State
17	Davis, Chris	WR	5-10	181	1/23/84	3	Florida State
32	Davis, Tanard	CB	5-10	190	1/27/83	1	Miami (Fla.)
77w	Durand, Ryan	G	6-5	305	11/17/85	R	Syracuse
19	Edison, Dominique	WR	6-2	204	7/16/86	R	Stephen F. Austin
38	Faggins, DeMarcus	CB	5-10	178	6/13/79	8	Kansas State
44	Ferguson II, Rodney	RB	5-11	245	8/25/86	R	Nex Mexico
31	Finnegan, Cortland	CB	5-10	188	2/2/84	4	Samford
78	Ford, Jacob	DE	6-4	256	7/20/83	3	Central Arkansas
52	Fowler, Ryan	LB	6-3	250	5/20/82	6	Duke
22	Fuller, Vincent	S	6-1	190	8/3/82	5	Virginia Tech
12	Gage, Justin	WR	6-4	212	1/24/81	7	Missouri
35	Ganther, Quinton	RB	5-9	214	7/15/84	2	Utah
33	Griffin, Michael	S	6-0	202	1/4/85	3	Texas
13	Guice, Dudley	WR	6-3	209	5/28/86	R	Northwestern State
45	Hall, Ahmad	FB	5-11	242	11/13/79	4	Texas
20	Harper, Nick	CB	5-10	182	9/10/74	9	Fort Valley State
64	Harris, Leroy	G/C	6-3	302	6/6/84	3	N.C. State
26	Harris, Tuff	DB	6-0	198	1/23/83	3	Montana
87	Hawkins, Lavelle	WR	5-11	190	7/12/86	2	California
75	Haye, Jovan	DT	6-2	285	6/21/82	5	Vanderbilt
95	Hayes, William	DE	6-3	272	5/2/85	2	Winston-Salem State
46	Haynes, Jeremy	CB	5-10	185	3/2/86	R	McNeese State
42	Henry, Chris	RB	5-11	230	6/6/85	3	Arizona
15	Henrich, Craig	P/K	6-3	213	5/18/71	16	Notre Dame
24	Hope, Chris	S	6-0	208	9/29/80	8	Florida State
28	Johnson, Chris	RB	5-11	200	9/23/85	2	East Carolina
77b	Jones, Derrick	DT	6-4	315	11/14/84	1	Grand Valley State
91	Jones, Jason	DT	6-5	280	5/23/86	2	Eastern Michigan
84	Jones, Mark	WR	5-9	185	11/3/80	6	Tennessee
90	Kearse, Jevon	DE	6-4	265	9/3/76	11	Florida
59	Keglar, Stanford	LB	6-2	240	7/4/85	2	Purdue
62	King, Mitch	DT	6-2	280	5/5/86	R	Iowa
70	Kropog, Troy	T/G	6-6	309	7/31/86	R	Tulane
60	Lekkerkerker, Cory	T	6-7	310	7/25/81	4	California-Davis
36	Little, Rafael	RB	5-9	195	9/23/86	2	Kentucky
72	Marks, Sen/Derrick	DT	6-2	306	2/23/87	R	Auburn
68	Mawae, Kevin	C	6-4	289	1/23/71	16	Louisiana State
30	McCourt, Jason	CB	6-0	193	8/13/87	R	Rutgers
51	McRath, Gerald	LB	6-3	231	6/16/86	R	Southern Mississippi
16	Morris, Phillip	WR	6-3	175	7/2/86	R	South Carolina State
8	Mortensen, Alex	QB	6-1	222	11/24/85	R	Arkansas
29	Mouton, Ryan	CB	5-9	187	9/23/86	R	Hawaii
47	Mulligan, Matthew	TE	6-4	270	1/18/85	1	Maine
69	Murphy, Jason	C	6-2	304	8/7/82	1	Virginia Tech
23	Nickey, Donnie	S	6-3	210	4/25/80	7	Ohio State
66	Otto, Mike	T	6-5	308	7/24/83	2	Purdue
99	Ramsey, LaJuan	DT	6-3	300	3/19/84	3	Southern California
7	Ramsey, Patrick	QB	6-2	225	2/14/79	8	Tulane
3	Ringer, Javon	RB	5-9	205	2/2/87	R	Michigan State
71	Roos, Michael	T	6-7	315	10/5/82	5	Eastern Washington
80	Scaife, Bo	TE	6-3	249	1/6/81	5	Texas
79	Schmidt, Ryan	G	6-4	330	8/30/86	R	South Florida
39	Schommer, Nick	S	6-0	201	1/3/86	R	North Dakota State
73	Scott, Jake	G	6-5	295	4/16/81	6	Idaho
57	Stamer, Josh	LB	6-2	242	10/11/77	7	South Dakota
88	Stevens, Craig	TE	6-3	255	9/1/84	2	California
76	Stewart, David	T	6-7	318	8/28/82	5	Mississippi State
50	Thornton, David	LB	6-2	225	11/1/78	8	North Carolina
4	Trapasso, A.J.	P	5-11	225	2/6/86	R	Ohio State
55	Tulloch, Stephen	LB	5-11	235	1/1/85	4	N.C. State
93	Vanden Bosch, Kyle	DE	6-4	278	11/17/78	9	Nebraska
61	Velasco, Fernando	C/G	6-4	304	2/22/85	1	Georgia
96	Vickerson, Kevin	DT	6-5	305	1/8/83	4	Michigan State
85	Washington, Nate	WR	6-1	185	8/28/83	5	Tiffin
25	White, Len/Dale	RB	6-1	235	12/20/84	4	Southern California
41	Williams, Cary	CB	6-1	185	12/23/84	1	Washburn
11	Williams, Paul	WR	6-1	205	12/2/83	3	Fresno State
10	Young, Vince	QB	6-5	233	5/18/83	4	Texas

Front Office

Coaching Staff

Players

Rookies

2008 Season

RECORDS

History

Playoff History

Sidelines



Front Office

Coaching Staff

Players

Rookies

2008 Season

Records

HISTORY

Playoff History

Sidelines

2008 REGULAR SEASON (13-3)

Head Coach: Jeff Fisher

Postseason: 0-1

Standings: 1st Place AFC South

Front Office

Coaching Staff

Players

Rookies

2008 Season

Records

HISTORY

Playoff History

Sidelines

DATE	OPPONENT	SCORE	WL	ATT
Sep. 7	JACKSONVILLE	17-10	W	69,143
Sep. 14	at Cincinnati	24-7	W	65,540
Sep. 21	HOUSTON	31-12	W	69,143
Sep. 28	MINNESOTA	30-17	W	69,143
Oct. 5	at Baltimore	13-10	W	71,131
Oct. 12	BYE			
Oct. 19	at Kansas City	34-10	W	74,200
Oct. 27	INDIANAPOLIS	31-21	W	69,143
Nov. 2	GREEN BAY	19-16*	W	69,143
Nov. 9	at Chicago	21-14	W	62,124
Nov. 16	at Jacksonville	24-14	W	65,258
Nov. 23	NY JETS	13-34	L	69,143
Nov. 27	at Detroit	47-10	W	60,112
Dec. 7	CLEVELAND	28-9	W	69,143
Dec. 14	at Houston	12-13	L	70,831
Dec. 21	PITTSBURGH	31-14	W	69,143
Dec. 28	at Indianapolis	0-23	L	66,721
Jan. 10	BALTIMORE	10-13	L	69,143

TITANS	OPP
TOTAL FIRST DOWNS	268 276
Rushing	108 81
Passing	143 166
Penalty	17 29
3rd Down: Made/Att	78/216 79/226
3rd Down Pct.	36.1 35.0
4th Down: Made/Att	5/11 8/18
4th Down Pct.	45.5 44.4
Possession Avg.	29:09 30:51
Total Net Yards	5018 4698
Avg. Per Game	313.6 293.6
Total Plays	973 1022
Avg. Per Play	5.2 4.6
Net Yards Rushing	2199 1502
Avg. Per Game	157.4 93.9
Total Rushes	508 403
Avg. Per Play	4.3 3.7
Net Yards Passing	2819 3196
Avg. Per Game	176.2 199.8
Sacked/Yards Lost	12/83 44/262
Gross Yards	2902 3458
Att./Comp.	453/265 575/342
Completion Pct.	58.5 59.5
Had Intercepted	9 20
Punts/Average	87/42.8 87/42.3
Net Punting Avg.	36.5 36.2
Penalties/Yards	108/855 93/750
Fumbles/Ball Lost	18/8 28/11
Touchdowns	41 25
Rushing	24 12
Passing	13 12
Returns	4 1

BY PERIODS	1	2	3	4	OTPTS
Titans	63	119	67	123	3 375
Opponents	49	87	34	64	0 234

SCORING	TD	RU	PA	RT	FG	2P	TP
Bironas	0	0	0	0	40/40	29/33	0 127
White	15	15	0	0	0/0	0/0	0 90
Johnson	10	9	1	0	0/0	0/0	0 66
Gage	6	0	0	0	0/0	0/0	0 36
Hall	2	0	2	0	0/0	0/0	1 14
Scaife	2	0	2	0	0/0	0/0	0 12
Griffin	1	0	2	1	0/0	0/0	0 6
Ball	1	0	0	1	0/0	0/0	0 6
Jones	1	0	1	0	0/0	0/0	0 6
Finnegan	1	0	1	0	0/0	0/0	0 6
Bulluck	1	0	0	1	0/0	0/0	0 6
Crumpler	1	0	1	0	0/0	0/0	0 6
Titans	41	24	13	4	40/40	29/33	1 375
Opponents	25	12	11	2	24/24	20/30	0 234

2-point conversions:
Titans 1-1, Opponents 0-1

PASSING	ATT	CMP	PCT	YARDS	YDS/ATT	TD	INT	LG	SK/YDS	RATING
K.Collins	415	242	58.3	2676	6.4	12	7	56t	8/60	80.2
V.Young	36	22	61.1	219	6.1	1	2	54	3/13	64.5
C.Simms	2	1	50.0	7	3.5	0	0	7	1/10	78.5
Titans	453	265	58.5	2902	6.4	13	9	56t	12/83	78.8
Opponents	575	342	59.5	3458	6.0	12	20	65	44/262	69.2

RUSHING	NO	YDS	AVG	LG	TD
Johnson	251	1228	4.9	66t	9
White	200	773	3.9	80t	15
Ganther	9	61	6.8	22	0
Collins	25	49	2.0	17	0
Jones	2	35	17.5	28	0
Young	8	27	3.4	8	0
Hall	8	21	2.6	6	0
McCareins	2	8	4.0	4	0
Henry	1	3	3.0	3	0
Henrich	2	-6	-3.0	0	0
Titans	508	2199	4.3	80t	24
Opponents	403	1502	3.7	61t	12

RECEIVING	NO	YDS	AVG	LG	TD
Scaife	58	561	9.7	44	2
Johnson	43	260	6.0	25	1
Jones	41	449	11.0	40	1
Gage	34	651	19.1	56t	6
McCareins	30	412	13.7	37	0
Crumpler	24	257	10.7	28	1
Hall	13	138	10.6	54	2
Hawkins	7	68	9.7	19	0
Ganther	6	43	7.2	15	0
White	5	16	3.2	7	0
Davis	2	31	15.5	21	0
Stevens	1	9	9.0	9	0
Williams	1	7	7.0	7	0
Titans	265	2902	11.0	56t	13
Opponents	342	3458	10.1	65	12

INTERCEPTIONS	NO	YDS	AVG	LG	TD
Griffin	7	172	24.6	83t	1
Finnegan	5	100	20.0	99t	1
Hope	4	53	13.3	39	0
Harper	2	11	5.5	15.0	0
Ball	1	15	15.0	15t	1
Carr	1	0	0.0	0	0
Titans	20	351	17.6	99t	3
Opponents	9	88	9.8	33	0

PUNTING	NO	YDS	AVG	NET	TB	LG	B
Henrich	87	3725	42.8	36.5	13	27	75
Titans	87	3725	42.8	36.5	13	27	75
Opponents	87	3676	42.3	36.2	10	28	66

PUNT RETURNS	NO	FC	YDS	AVG	LG	TD
Carr	32	20	323	10.1	44	0
Davis	2	1	6	3.0	9	0
Titans	34	21	329	9.7	44	0
Opponents	32	20	290	9.1	34	0

KICKOFF RETURNS	NO	YDS	AVG	LG	TD
Carr	35	984	28.1	52	0
Hawkins	7	130	18.6	23	0
Davis	4	119	29.8	33	0
Griffin	2	32	16.0	28	0
Hall	2	21	10.5	13	0
Johnson	1	17	17.0	17	0
Stevens	1	16	16.0	16	0
Titans	52	1319	25.4	52	0
Opponents	61	1524	25.0	59	0

FIELD GOALS	1-19	20-29	30-39	40-49	50+
Bironas	0-0	6-6	7-7	15-19	1-1
Titans	0-0	6-6	7-7	15-19	1-1
Opponents	0-0	9-10	6-10	4-8	1-2

Bironas/Titans: (47G) (34G) (44G) (20G, 32G, 49G) (35G, 26G) (49G, 46G) (34G, 44G, 43N, 48G) (31G, 25G, 22G, 47N, 41G) (49N) (32G) (43G, 49G) (49G, 41G, 45G, 43G) () (26G, 23G, 51G, 34G, 42G) (48N)
Opponents: (37N, 27G) (37N) (44G, 24G) (42G, 48N) (38G, 45N) (39N, 50N, 26G) () (23G, 26G, 38G) (48B) () (20G, 30G) (53G) (47G, 41G, 44N, 39G) (32G, 26N, 24G) (33N) (28G, 21G, 38G)

SACKS
Haynesworth 8.5, Ford 7, J. Jones 5, Ball 4.5, Vanden Bosch 4.5, Brown 4, Kearse 3.5, Vickerson 1.5, Finnegan 1, Griffin 1, Hayes 1, Hope 1, Tulloch 1, Bulluck 0.5
Titans 44, Opponents 12

TACKLES (Solo, Assists, Total)
Bulluck 83-37-120, Tulloch 62-36-98, Hope 71-22-93, Thornton 63-30-93, Griffin 49-32-81, Harper 70-10-80, Finnegan 61-18-79, Haynesworth 45-30-75, Brown 41-32-73, Ball 22-29-51, Jones 28-21-49, Kearse 35-13-48, Vanden Bosch 16-30-46, Ford 27-18-45, Fuller 35-8-43, Carr 24-9-33, Fowler 14-13-27, Vickerson 10-13-23, Hayes 13-8-21, King 9-1-10, Allred 7-1-8, Nickey 3-3-6, Keiglar 3-2-5, Stamer 1-1-2, Amato 0-0-0, Gordon 0-0-0, Hill 0-0-0, Williams 0-0-0
Titans (792-417-1209)

USUAL STARTING LINEUP

OFFENSE
WR Justin McCareins (19)
LT Michael Roos (71)
LG Eugene Amano (54)
C Kevin Mawae (68)
RG Jake Scott (73)
RT David Stewart (76)
TE Alge Crumpler (83)
WR Justin Gage (12)
FB Ahmad Hall (45)
QB Kerry Collins (5)
RB Chris Johnson (28)

DEFENSE
LE Jevon Kearse (90)
LT Tony Brown (97)
RT Albert Haynesworth (92)
RE Kyle Vanden Bosch (93)
MLB David Thornton (50)
LLB Stephen Tulloch (55)
RLB Keith Bulluck (53)
CB Nick Harper (20)
RCB Cortland Finnegan (31)
SS Chris Hope (24)
FS Michael Griffin (33)

SPECIALISTS
K Rob Bironas (2)
P Craig Hentich (15)
Pro Bowl
All-Pro



RB Chris Johnson



CB Cortland Finnegan

GM: Mike Reinfield; Head Coach: Jeff Fisher
Asst. Coaches: Mike Heimerdinger (off. coord.), Jim Schwartz (def. coord.), Dave McGinnis (asst. head coach/LB), Bart Andrus (off. asst.), Matt Burke (def. asst./qual. ct.), Earnest Byner (RB), Chuck Cecil (DB), Marty Galbraith (ST asst.), Fred Graves (WR), Craig Johnson (QB), Dowell Loggains (off. qual. ct.), Alan Lowry (ST), Mike Munchak (OL), Marcus Robertson (asst. secondary), Jim Washburn (DL), Steve Watterson (asst. head coach/strength & conditioning), John Zernhelt (TE).

Head Coach: Jeff Fisher

Postseason: 0-1

Standings: 3rd Place AFC South

DATE	OPPONENT	SCORE	WL	ATT
Sep. 9	at Jacksonville	13-10	L	65,437
Sep. 16	INDIANAPOLIS	20-22	L	69,143
Sep. 24	at New Orleans	31-14	W	70,002
Sep. 30	BYE			
Oct. 7	ATLANTA	20-13	W	69,143
Oct. 14	at Tampa Bay	10-13	L	65,347
Oct. 21	at Houston	38-36	W	70,734
Oct. 28	OAKLAND	13-9	W	69,143
Nov. 4	CAROLINA	20-7	W	69,143
Nov. 11	JACKSONVILLE	13-28	L	69,143
Nov. 19	at Denver	20-34	L	76,590
Nov. 25	at Cincinnati	6-35	L	65,489
Dec. 2	HOUSTON	28-20	W	69,143
Dec. 9	SAN DIEGO	17-23*	L	69,143
Dec. 16	at Kansas City	26-17	W	74,976
Dec. 23	N.Y. JETS	10-6	W	69,143
Dec. 30	at Indianapolis	16-10	W	57,202
Jan. 6	at San Diego	6-17	L	65,640

	TITANS	OPP.
TOTAL FIRST DOWNS	306	268
Rushing	118	80
Passing	171	165
Penalty	17	23
3rd Down: Made/Att	89/217	97/230
3rd Down Pct.	41.0	42.2
4th Down: Made/Att	2/11	8/16
4th Down Pct.	18.2	50.0
Possession Avg.	31:38	28:22
Total Net Yards	4987	4665
Avg. Per Game	311.7	291.6
Total Plays	1037	978
Avg. Per Play	4.8	4.8
Net Yards Rushing	2109	1478
Avg. Per Game	131.8	92.4
Total Rushes	543	369
Avg. Per Play	3.9	4.0
Net Yards Passing	2878	3187
Avg. Per Game	179.9	199.2
Sacked/Yards Lost	30/199	40/241
Gross Yards	3077	3428
Att./Comp.	464/288	569/349
Completion Pct.	62.1	61.3
Had Intercepted	0	17
Punts/Average	73/41.9	81/44.6
Net Punting Avg.	36.5	37.6
Penalties/Yards	101/773	90/745
Fumbles/Ball Lost	32/17	26/12
Touchdowns	28	33
Rushing	17	11
Passing	9	21
Returns	2	3

BY PERIODS	1	2	3	4	OTPTS
Titans	59	64	98	80	0 301
Opponents	65	78	64	84	6 297

SCORING	TD	RU	PA	RT	PAT	FG	2 P	P
Bironas	0	0	0	28/28	35/39	0	133	
White	7	7	0	0/0	0/0	0	42	
C.Brown	5	5	0	0/0	0/0	0	30	
R.Williams	4	0	4	0/0	0/0	0	24	
Young	3	3	0	0/0	0/0	0	18	
Henry	2	2	0	0/0	0/0	0	12	
Jones	2	0	2	0/0	0/0	0	12	
Fuller	2	0	2	0/0	0/0	0	12	
Gage	2	0	2	0/0	0/0	0	12	
Scaife	1	0	1	0/0	0/0	0	6	
Titans	28	17	9	2	28/28	35/39	0 301	
Opponents	35	11	21	3	31/33	18/25	1 297	

2-point conversions: Titans 0-0, Opponents 1-1

PASSING	ATT	CMP	PCT	YARDS	YDS/ATT	TD	INT	LG	SK/YDS	RATING
Young	382	238	62.3	2546	6.7	9	17	73	25/157	71.1
Collins	82	50	61.0	531	6.5	0	0	46	5/42	79.9
Titans	464	268	62.1	3077	6.6	9	17	73	30/199	72.6
Opponents	569	349	61.3	3428	6.0	21	22	69t	40/241	74.5

RUSHING	NO	YDS	AVG	LG	TD
White	303	1110	3.7	28	7
C.Brown	102	462	4.5	42	5
Young	93	395	4.2	21	3
Henry	31	119	3.8	24	2
Jones	2	37	18.5	19	0
Davis	2	19	9.5	14	0
Hall	1	8	8.0	8	0
Barclay	1	3	3.0	3	0
Troupe	1	-1	-1.0	-1	0
Collins	3	-3	-1.0	-1	0
Henrich	1	-8	-8.0	-8	0
Bell	1	-15	-15.0	-15	0
R.Williams	2	-17	-8.5	-6	0
Titans	543	2109	3.9	42	17
Opponents	369	1478	4.0	62	11

RECEIVING	NO	YDS	AVG	LG	TD
Gage	55	750	13.6	73	2
R.Williams	55	719	13.1	48	4
Scaife	46	421	9.2	26	1
Moulds	32	342	10.7	46	0
Jones	21	248	11.8	35t	2
White	20	114	5.7	15	0
C.Brown	19	128	6.7	16	0
Hartstock	12	138	11.5	27	0
Hall	9	60	6.7	11	0
Henry	6	53	8.8	18	0
Troupe	5	47	9.4	13	0
Davis	5	38	7.6	13	0
Barclay	2	13	6.5	7	0
Ealy	1	6	6.0	6	0
Titans	288	3077	10.7	73	9
Opponents	349	3428	9.8	69t	21

INTERCEPTIONS	NO	YDS	AVG	LG	TD
Bulluck	5	63	12.6	35	0
Harper	3	62	20.7	32	0
Griffin	3	3	1.0	3	0
Fuller	2	137	68.5	76t	2
Hope	2	45	22.5	45	0
Lowry	2	18	9.0	17	0
Thornton	2	16	8.0	11	0
Finnegan	1	14	14.0	14	0
Hill	1	0	0.0	0	0
LaBoy	1	0	0.0	0	0
Titans	22	358	16.3	76t	2
Opponents	17	116	6.8	23	0

PUNTING	NO	YDS	AVG	NETTB	IN	LG	B
Henrich	70	2939	42.0	36.5	6	24	66
Miller	3	121	40.3	37.0	0	1	52
Titans	73	3060	41.9	36.5	6	25	66
Opponents	81	3615	44.6	37.6	10	23	70

PUNT RETURNS	NO	FC	YDS	AVG	LG	TD
Davis	31	12	293	9.5	39	0
Jones	6	0	29	4.8	13	0
Barclay	3	1	34	11.3	19	0
Finnegan	2	3	11	5.5	9	0
Titans	42	16	367	8.7	39	0
Opponents	31	16	274	8.8	80t	1

KICKOFF RETURNS	NO	YDS	AVG	LG	TD
Griffin	18	422	23.4	48	0
Barclay	14	304	21.7	37	0
Henry	13	272	20.9	46	0
Davis	2	37	18.5	19	0
Troupe	2	21	10.5	12	0
Lowry	1	15	15.0	15	0
Hartstock	1	14	14.0	14	0
Cramer	1	13	13.0	13	0
Titans	52	1098	21.1	48	0
Opponents	58	1404	24.2	76	0

FIELD GOALS	1-19	20-29	30-39	40-49	50+
Bironas	0-0	10-12	12-12	9-10	4-5
Titans	0-0	10-12	12-12	9-10	4-5

Opponents	0-0	7-8	5-6	3-5	3-6
Bironas: (20G, 31G), (30G, 36G), (33G, 27N), (30G, 40G, 47N), (48G), (52G, 25G, 21G, 30G, 28G, 43G, 29G, 29G), (35G, 23G), (47G, 53G), (36G, 49G), (56G, 37G), (28G, 23G), (53N), (44G, 29N), (37G, 37G, 40G, 25G), (46G) (40G, 54G, 33G)					
Team: (20G, 31G), (30G, 36G), (33G, 27N), (30G, 40G, 47N), (48G), (52G, 25G, 21G, 30G, 28G, 43G, 29G, 29G), (35G, 23G), (47G, 53G), (36G, 49G), (56G, 37G), (28G, 23G), (53N), (44G, 29N), (37G, 37G, 40G, 25G), (46G) (40G, 54G, 33G)					
Opponents: (22G), (22G, 39G, 20G, 36N), (, (32G, 53N, 28G, 48N, 50N), (23G, 43G), (, (50G, 43G, 54G), (40N), (, (21G, 39G), (26N), (45G, 50G), (20G), (36G), (51G), (37G)					

SACKS
Vanden Bosch 12.0, Odom 8.0, Haynesworth 6.0, LaBoy 6.0, T.Brown 4.0, Finnegan 1.0, Fuller 1.0, Nickey 1.0, Thornton 1.0
Titans 40.0, Opponents 30.0

TACKLES (Solo, Assists, Total)
Thornton 97-43-140, Vanden Bosch 65-50-115, Bulluck 75-34-109, Finnegan 84-25-109, T.Brown 46-37-83, Harper 75-5-80, Fowler 42-31-73, Haynesworth 41-28-69, Hope 39-21-60, Lowry 41-20-61, Griffin 34-15-49, Odom 24-20-44, Starks 21-18-39, Tulloch 28-8-36, Fuller 27-8-35, LaBoy 15-5-20, Hill 13-1-14, Fisher 5-4-9, Veal 4-4-8, King 5-2-7, Conover 2-2-4, Herndon 3-0-3, Vickerson 2-1-3, Gardner 1-0-1, Nickey 1-0-1, Simon 0-1-1, Amato 0-0-0, Mahelona 0-0-0, Woodles 0-0-0
Titans (790-383-1173)

USUAL STARTING LINEUP
OFFENSE
WR Roydell Williams (86)
LT Michael Roos (71)
LG Jacob Bell (60)
C Kevin Mawae (68)
RG Benji Olson (75)
RT David Stewart (76)
TE Bo Scaife (80)
WR Justin Gage (12)
WR Ben Hartsock (88)
QB Vince Young (10)
RB LenDale White (25)
DEFENSE
LE Antwan Odom (98)
LT Tony Brown (97)
RT Albert Haynesworth (92)
RE Kyle Vanden Bosch (93)
LLB David Thornton (50)
MLB Ryan Fowler (52)
LB Keith Bulluck (53)
LCB Nick Harper (20)
RCB Cortland Finnegan (31)
SS Chris Hope (24)
FS Michael Griffin (33)
SPECIALISTS
K Rob Bironas (2)
P Craig Henrich (15)
Pro Bowl
All-Pro

GM: Mike Reinfeldt; Head Coach: Jeff Fisher

Asst. Coaches: Norm Chow (off. coord.), Jim Schwartz (def. coord.), Dave McGinnis (Asst. head coach/LB), Sherman Smith (Asst. head coach/RCB), Matt Burke (def. asst.), Chuck Cecil (DB), Marty Galbraith (ST asst.), Fred Graves (WR), Craig Johnson (QB), Alan Lowry (ST), Mike Munchak (OL), Marcus Robertson (Asst. Secondary), Jim Washburn (DL), Steve Watterson (strength & rehab.), John Zernelt (TE).

2006 SEASON (8-8)

Head Coach: Jeff Fisher

Postseason: 0-0

Standings: 2nd Place AFC South

Front Office

Coaching Staff

Players

Rookies

2008 Season

Records

HISTORY

Playoff History

Sidelines

DATE	OPPONENT	SCORE	WL	ATT
Sep. 10	N.Y. JETS	16-23	L	69,143
Sep. 17	at San Diego	7-40	L	64,344
Sep. 24	at Miami	10-13	L	72,733
Oct. 1	DALLAS	14-45	L	69,143
Oct. 8	at Indianapolis	13-14	L	57,021
Oct. 15	at Washington	25-22	W	88,550
Oct. 22	BYE			
Oct. 29	HOUSTON	28-22	W	69,143
Nov. 5	at Jacksonville	7-37	L	66,524
Nov. 12	BALTIMORE	26-27	L	69,143
Nov. 19	at Philadelphia	31-13	W	69,232
Nov. 26	N.Y. GIANTS	24-21	W	69,143
Dec. 3	INDIANAPOLIS	20-17	W	69,143
Dec. 10	at Houston	26-20*	W	70,760
Dec. 17	JACKSONVILLE	24-17	W	69,143
Dec. 24	at Buffalo	30-29	W	54,765
Dec. 31	NEW ENGLAND	23-40	L	69,143

TITANS		OPP
TOTAL FIRST DOWNS		261
Rushing		105
Passing		133
Penalty		23
3rd Down: Made/Att		67/205
3rd Down Pct.		32.7
4th Down: Made/Att		7/17
4th Down Pct.		41.2
Possession Avg.		27:17
Total Net Yards		4810
Avg. Per Game		300.6
Total Plays		945
Avg. Per Play		5.1
Net Yards Rushing		2214
Avg. Per Game		138.4
Total Rushes		469
Avg. Per Play		4.7
Net Yards Passing		2596
Avg. Per Game		162.3
Sacked/Yards Lost		29/152
Gross Yards		2748
Att./Comp.		447/226
Completion Pct.		50.6
Had Intercepted		19
Punts/Average		88/42.7
Net Punting Avg.		37.3
Penalties/Yards		94/803
Fumbles/Ball Lost		29/7
Touchdowns		36
Rushing		15
Passing		13
Returns		8

BY PERIODS	1	2	3	4	OTPTS
Titans	52	87	81	98	6
Opponents	84	116	85	115	0

SCORING	TD	RU	PART	PAT	FG	2 P TP
Bironas	0	0	0	0	32/32	22/28
A.Jones	7	7	0	0	0	0
Young	7	7	0	0	0	0
A.Jones	4	0	4	0	0	0
B.Jones	4	0	4	0	0	0
Bennett	3	0	3	0	0	0
Scaife	3	1	2	0	0	0
Troupe	2	0	2	0	0	0
Wade	2	0	2	0	0	0
T.Brown	1	0	1	0	0	0
Bulluck	1	0	1	0	0	0
Hope	1	0	1	0	0	0
Finnegan	1	0	1	0	0	0
Titans	36	15	13	8	32/32	22/28
Opponents	46	20	2	41/44	27/33	1

PASSING	ATT	CMP	PCT	YARDS	YDS/ATT	TD	INT	LG	SK/YDS	RATING
Young	357	184	51.5	2199	6.2	12	13	53	25/129	66.7
Collins	90	42	46.7	549	6.1	1	6	36	4/23	42.3
Titans	447	226	50.6	2748	6.1	13	19	53	29/152	61.8
Opponents	530	335	63.2	3750	7.1	24	17	68t	26/148	86.0

RUSHING	NO	YDS	AVG	LG	TD
Henry	270	1211	4.5	70t	7
Young	83	552	6.7	39t	7
White	61	244	4.0	26	0
C.Brown	41	156	3.8	21	0
Hall	7	21	3.0	11	0
Scaife	1	13	13.0	13t	1
A.Jones	2	8	4.0	7	0
Roby	1	3	3.0	3	0
B.Jones	1	3	3.0	3	0
Givens	1	3	3.0	3	0
Nickey	1	0	0.0	0	0
Titans	469	2214	4.7	70t	15
Opponents	506	2313	4.6	73t	20

RECEIVING	NO	YDS	AVG	LG	TD
Bennett	46	737	16.0	39	3
Wade	33	461	14.0	25	2
Scaife	29	370	12.8	34	2
B.Jones	27	384	14.2	53	4
Henry	18	78	4.3	12	0
Hall	15	138	9.2	28	0
White	14	60	4.3	13	0
Troupe	13	150	11.5	32	2
R.Williams	8	121	15.1	20	0
Givens	8	104	13.0	27	0
Hartsock	6	68	11.3	23	0
A.Jones	2	31	15.5	17	0
Roby	2	28	14.0	21	0
Cramer	2	8	4.0	6	0
C.Brown	2	4	2.0	4	0
Wallace	1	6	6.0	6	0
Titans	226	2748	12.2	53	13
Opponents	335	3750	11.2	68t	24

INTERCEPTIONS	NO	YDS	AVG	LG	TD
Hope	5	105	21.0	61t	1
A.Jones	4	130	32.5	83t	1
Thompson	3	14	4.7	11	0
Hill	2	20	10.0	11	0
Sirmon	1	13	13.0	13	0
Bulluck	1	0	0.0	0	0
Tulloch	1	0	0.0	0	0
Titans	17	282	16.6	83t	2
Opponents	19	250	13.2	55t	2

PUNTING	NO	YDS	AVG	NET	TB	LG	B
Henrich	88	3760	42.7	37.3	3	32	73
Titans	88	3760	42.7	37.3	3	32	73
Opponents	68	2888	42.5	34.4	4	18	61

PUNT RETURNS	NO	FC	YDS	AVG	LG	TD
A.Jones	34	3	440	12.9	90t	3
Wade	3	3	27	9.0	18	0
Titans	37	6	467	12.6	90t	3
Opponents	33	24	278	8.4	39	0

KICKOFF RETURNS	NO	YDS	AVG	LG	TD
Wade	50	1194	23.9	48	0
A.Jones	20	521	26.1	70	0
Scaife	4	64	16.0	18	0
Cramer	3	37	12.3	21	0
White	1	14	14.0	14	0
Hartsock	1	5	5.0	5	0
Titans	79	1835	23.2	70	0
Opponents	58	1263	21.8	52	0

FIELD GOALS 1-19	20-29	30-39	40-49	50+
Bironas	0-0	10-11	7-7	4-8
Titans	0-0	10-11	7-7	4-8
Opponents	1-1	10-11	6-10	10-10

FIELD GOALS 1-19	20-29	30-39	40-49	50+
Bironas	(1, 0), (51N, 22G), (33G, 39G), (22G, 47G), (32G, 26G, 30G), (1, 1), (21G, 41N, 43B), (36G), (48N, 49G), (25G, 60G), (41G, 33G), (44N, 27G), (42G, 20G, 30G), (25G, 23N, 27G, 27G)			
Team:	(1, 0), (51N, 22G), (33G, 39G), (22G, 47G), (32G, 26G, 30G), (1, 0), (21G, 41N, 43B), (36G), (48N, 49G), (25G, 60G), (41G, 33G), (44N, 27G), (42G, 20G, 30G), (25G, 23N, 27G, 27G)			

Opponents:	1-19	20-29	30-39	40-49	50+
(18G, 34N, 30N), (28G, 31G, 35G, 44G), (40G, 30N, 39G), (26N, 43G), (0, 0), (29G), (47G, 21G, 39G), (47G, 21G, 39G), (42G, 38G), (1, 0), (53N, 20G), (49G, 46G), (43G), (21G, 36G, 45G, 21G, 24G), (28G, 26G, 33N)					

SACKS
Vanden Bosch 6.5, LaBoy 3.5, Starks 3.0, Bulluck 2.5, Haynesworth 2.0, Finnegan 2.0, T.Brown 1.5, Mahelona 1.0, A.Jones 1.0, Bockwoldt 1.0, Odom 0.5, Smith 0.5, Sirmon 0.5, Tulloch 0.5
Titans 26.0, Opponents 29.0

TACKLES (Solo, Assists, Total)
Bulluck 107-54-161, Hope 99-29-128, Thornton 93-29-122, Vanden Bosch 67-51-118, Sirmon 67-38-105, Thompson 58-19-77, Smith 43-33-76, P.Jones 54-13-67, Hill 41-18-59, Haynesworth 34-25-59, Finnegan 47-10-57, LaBoy 31-26-57, Starks 36-20-56, T.Brown 33-18-51, Tulloch 23-14-37, Conover 12-9-21, Mahelona 12-9-21, Fuller 11-4-15, Odom 9-6-15, Bockwoldt 4-3-7, Scott 2-3-5, Woolfolk 4-0-4, Savage 2-2-4, Amato 2-1-3, Reynolds 2-0-2, Lowry 0-1-1.
Titans (893-435-1328)

USUAL STARTING LINEUP

OFFENSE
WR Brandon Jones (81)
LT Michael Roos (71)
LG Jacob Bell (60)
C Kevin Mawae (68)
RG Benji Olson (75)
RT David Stewart (76)
TE Bo Scaife (80)
WR Drew Bennett (83)
FB Ahmad Hall (45)
QB Vince Young (110)
RB Travis Henry (20)

DEFENSE
LE Kyle Vanden Bosch (93)
LT Robaire Smith (98)
RT Robert Haynesworth (92)
RE Travis LaBoy (91)
LLB David Thornton (50)
MLB Peter Sirmon (59)
LCB Keith Bulluck (51)
LCB Reynaldo Hill (23)
RCB Pacman Jones (32)
SS Chris Hope (24)
FS Lamont Thompson (28)

SPECIALISTS
K Rob Bironas (2)
P Craig Henrich (15)

Pro Bowl

GM: Floyd Reese; Head Coach: Jeff Fisher
 Asst. Coaches: Norm Chow (off. coord.), Jim Schwartz (def. coord.), Dave McGinnis (Asst. head coach/LB), Sherman Smith (Asst. head coach/RB), Matt Burke (def. asst.), Chuck Cecil (S/nickel), Marty Galbraith (ST asst.), Craig Johnson (QB), Alan Lowry (ST), Mike Munchak (OL), Ray Sherman (WR), Jim Washburn (DL), Steve Watterson (strength & rehab.), Everett Withers (DB), John Zernhelt (TE).

Head Coach: Jeff Fisher

Postseason: 0-0

Standings: 3rd Place AFC South

DATE	OPPONENT	SCORE	WL	ATT
Sep. 11	at Pittsburgh	7-34	L	62,931
Sep. 18	BALTIMORE	25-10	W	69,149
Sep. 25	at St. Louis	27-31	L	65,835
Oct. 2	INDIANAPOLIS	10-31	L	69,149
Oct. 9	at Houston	34-20	W	70,430
Oct. 16	CINCINNATI	23-31	L	69,149
Oct. 23	at Arizona	10-20	L	39,482
Oct. 30	OAKLAND	25-34	L	69,149
Nov. 6	at Cleveland	14-20	L	72,594
Nov. 13	BYE			
Nov. 20	JACKSONVILLE	28-31	L	69,149
Nov. 27	SAN FRAN.	33-22	W	69,149
Dec. 4	at Indianapolis	3-35	L	57,228
Dec. 11	HOUSTON	13-10	W	69,149
Dec. 18	SEATTLE	24-28	L	69,149
Dec. 24	at Miami	10-24	L	72,001
Jan. 1	at Jacksonville	13-40	L	65,485

	TITANS	OPP
TOTAL FIRST DOWNS	279	294
Rushing	72	89
Passing	191	180
Penalty	16	25
3rd Down: Made/Att	75/218	71/200
3rd Down Pct.	34.4	35.5
4th Down: Made/Att	9/31	7/11
4th Down Pct.	29.0	63.6
Possession Avg.	31:13	28:47
Total Net Yards	5122	5110
Avg. Per Game	320.1	319.4
Total Plays	1022	960
Avg. Per Play	5.0	5.3
Net Yards Rushing	1525	1894
Avg. Per Game	95.7	118.4
Total Rushes	397	449
Avg. Per Play	3.8	4.2
Net Yards Passing	3597	3216
Avg. Per Game	224.8	201.0
Sacked/Yards Lost	31/200	41/246
Gross Yards	3797	3462
Att./Comp.	594/358	470/296
Completion Pct.	60.3	63.0
Had Intercepted	14	9
Punts/Average	78/43.2	85/44.1
Net Punting Avg.	78/37.8	85/37.5
Penalties/Yards	125/1002	95/718
Fumbles/Ball Lost	27/12	20/11
Touchdowns	33	51
Rushing	8	12
Passing	20	33
Returns	5	6

BY PERIODS	1	2	3	4	OTPTS	
Titans	50	88	83	78	0	299
Opponents	79	132	102	102	0	421

SCORING	TD	PA	RT	FG	S	PT		
Bironas	0	0	0	0	30/32	23/29	0	99
Brown	7	5	2	0	0	0	42	
Bennett	4	0	4	0	0	0	24	
Troupe	4	0	4	0	0	0	24	
B. Jones	2	0	2	0	0	0	12	
Kinney	2	0	2	0	0	0	12	
Odom	2	0	2	0	0	0	12	
Payton	2	2	0	0	0	0	12	
Scaife	2	0	2	0	0	0	12	
R. Williams	2	0	2	0	0	0	12	
Fleming	1	0	1	0	0	0	6	
Hill	1	0	1	0	0	0	6	
P. Jones	1	0	1	0	0	0	6	
Kassell	1	0	1	0	0	0	6	
McNair	1	1	0	0	0	0	6	
Roby	1	0	1	0	0	0	6	
Wade LG	1	0	1	0	0	0	6	
Reynolds	0	0	0	0	0	1	2	
Titans	33	8	20	5	30/32	23/29	1 299	
Opponents	51	12	33	6	48/49	21/27	0 421	

2-point conversions:
Titans 0-1, Opponents 2-2

PASSING	ATT	CMP	PCT	YARDS	YDS/ATT	TD	INT	LG	SK/YDS	RATING
McNair	476	292	61.3	3161	6.64	16	11	57	20/134	82.4
Volek	88	50	56.8	474	5.39	4	2	55t	9/45	77.6
Mauck	27	15	55.6	136	5.04	0	1	17	1/8	53.9
Hentrich	2	1	50.0	26	13.0	0	0	26	0/0	95.8
Bennett	1	0	0.0	0	0.0	0	0	0	0/0	39.6
P. Jones	0	0	---	0	---	0	0	---	1/13	---
Titans	594	358	60.3	3797	6.39	20	14	57	31/200	80.3
Opponents	470	296	63.0	3462	7.37	33	9	63t	41/246	100.7

GM: Floyd Reese; Head Coach: Jeff Fisher
Asst. Coaches: Norm Chow (off. coord.), Jim Schwartz (def. coord.), George Henshaw (asst. head coach/off.), Dave McGinnis (LB), Chuck Cecil (Snickel), Marty Galbraith (ST asst.), Ned James (off. asst.), Craig Johnson (QB), Alan Luvry (ST), Mike Munchak (OL), Ray Sherman (WR), Sherman Smith (RB), Jim Washburn (DL), Steve Watterson (strength and conditioning), Everett Williams (DB)

RUSHING	NO	YDS	AVG	LG	TD
Brown	224	851	3.8	38t	5
Henry	88	335	3.8	29	0
McNair	32	139	4.3	19	1
Payton	33	105	3.2	15	2
Mauck	7	39	5.6	12	0
Nash	6	32	5.3	8	0
Roby	2	16	8.0	11	0
Bennett	1	3	3.0	3	0
Volek	1	3	3.0	3	0
B. Jones	1	1	1.0	1	0
Wade LG	1	1	1.0	1	0
Wade TM	1	1	1.0	1	0
Hentrich	1	0	0.0	0	0
Titans	397	1525	3.8	38t	8
Opponents	449	1894	4.2	52	12

RECEIVING	NO	YDS	AVG	LG	TD
Bennett	58	738	12.7	55t	4
Kinney	55	543	9.9	27	2
Troupe	55	530	9.6	35	4
Scaife	37	273	7.4	19	2
Brown	25	327	13.1	57	2
B. Jones	23	299	13.0	38t	2
Calico	22	191	8.7	18	0
R. Williams	21	299	14.2	50t	2
Roby	21	289	13.8	32	1
Wade LG	14	120	8.6	17	0
Wade TM	4	40	10.0	15	0
Henry	13	117	9.0	42	0
Fleming	10	69	6.9	18	1
Payton	6	30	5.0	9	0
Nash	3	14	4.7	7	0
Guenther	2	13	6.5	8	0
Nickey	1	26	26.0	26	0
Small	1	6	6.0	6	0
Roos	1	-7	-7.0	-7	0
Titans	358	3797	10.6	57	20
Opponents	296	3462	11.7	63t	33

INTERCEPTIONS	NO	YDS	AVG	LG	TD
Hill	3	88	29.3	52t	1
Bulluck	2	16	8.0	16	0
Kassell	1	21	21.0	21t	1
Woolfolk	1	3	3.0	3	0
T. Williams	1	1	1.0	1	0
Thompson	1	0	0.0	0	0
Titans	9	129	14.3	52t	2
Opponents	14	293	20.9	85t	4

PUNTING	NO	YDS	AVG	NET	TB	IN	LG	B
Hentrich	78	3371	43.2	37.8	14	21	59	0
Titans	78	3371	43.2	37.8	14	21	59	0
Opponents	85	3746	44.1	37.5	7	16	74	1

PUNT RETURNS	NO	FC	YDS	AVG	LG	TD
Wade LG	33	9	317	9.6	73t	1
P. Jones	29	8	272	9.4	52t	1
Thurman TM	9	5	31	3.4	11	0
B. Jones	5	0	75	15.0	32	0
Thompson	1	0	31	31.0	31	0
Ta. Williams	1	0	9	9.0	9	0
Titans	45	13	418	9.3	52t	1
Opponents	32	20	144	4.5	15	0

KICKOFF RETURNS	NO	YDS	AVG	LG	TD
P. Jones	43	1127	26.2	85	0
Roby	22	495	22.5	59	0
Payton	2	24	12.0	24	0
Thurman TM	2	42	21.0	25	0
Fleming	1	9	9.0	9	0
Titans	70	1697	24.2	85	0
Opponents	57	1290	22.6	50	0

FIELD GOALS	1-19	20-29	30-39	40-49	50+
Bironas	0/0	10/10	6/7	5/7	2/5
Titans	0/0	10/10	6/7	5/7	2/5
Opponents	1/1	6/6	9/14	5/5	0/1

Bironas: (47N) (39G, 29G, 47G) (41G, 39G) (34G, 38N) (52G, 58N, 49G) (24G, 29G, 47G) (53G) (39G, 24G) (50N) () (35G, 41G, 21G, 22G) (51N, 24G) (46N, 23G, 21G) (38G) (24G) ()

Team: (47N) (39G, 29G, 47G) (41G, 39G) (34G, 38N) (52G, 58N, 49G) (24G, 29G, 47G) (53G) (39G, 24G) (50N) () (35G, 41G, 21G, 22G) (51N, 24G) (46N, 23G, 21G) (38G) (24G) ()

Opponents: (44G, 27G) (30G) (46G) (20G) (32G, 38G, 43G, 47G) (52N, 21G) (33G, 24G) (22G, 32G) (37G, 19G, 39N) (31G) (34N) () (30G, 37B, 31N) (36G, 29G) (46G, 38G)

SACKS
Vanden Bosch 12.5, LaBoy 6.5, Bulluck 5, Long 3.5, Haynesworth 3, Starks 3, Simon 2.5, Odom 2, Schobel 1, Thompson 1, Clauss 0.5, Waddell 0.5
Titans 41, Opponents 31

TACKLES (Solo, Assists, Total)
Bulluck 106-44-150, Vanden Bosch 55-45-100, Simon 56-33-89, Kassell 56-33-89, Haynesworth 52-33-85, T. Williams 65-18-83, Thompson 63-15-78, Starks 40-38-78, LaBoy 36-28-64, P. Jones 43-10-53, Woolfolk 42-10-52, Odom 28-22-50, Long 30-19-49, Hill 40-6-46, Clauss 13-17-30, Boiman 13-15-28, Waddell 13-4-17, Reynolds 9-5-14, Schobel 7-4-11, Beckham 9-1-10, Sandy 1-1-2, Spencer 1-0-1, Nickey 1-0-1, Gardner 0-0-0, Fuller 0-0-0
Titans (779-401-1180)

USUAL STARTING LINEUP	
OFFENSE	
WR	Drew Bennett (83)
LT	Brad Hopkins (72)
LG	Zach Piller (69)
C	Justin Hartwig (77)
RG	Benji Olson (75)
RT	Michael Roos (71)
TE	Erion Kinney (88)
WR	Brandon Jones (81)
FB/TE	Troy Fleming (44)/Ben Troupe (84)
QB	Steve McNair (9)
RB	Chris Brown (29)
DEFENSE	
LB	Kyle Vanden Bosch (93)
LT	Randy Starks (90)
RT	Albert Haynesworth (92)
RE	Antwan Odom (98)
LB	Peter Simon (59)
MLB	Brad Kassell (55)
LB	Keith Bulluck (53)
LCB	Reynaldo Hill (21)
RCB	Pacman Jones (32)
SS	Tank Williams (25)
FS	Lamont Thompson (28)
SPECIALISTS	
K	Rob Bironas (2)
P	Craig Hentrich (15)
Pro Bowl	

2002 SEASON (11-5)

Front Office

Coaching Staff

Players

Rookies

2008 Season

Records

HISTORY

Playoff History

Sidelines

Head Coach: Jeff Fisher

Postseason: 1-1

Standings: 1st Place AFC South

DATE	OPPONENT	SCORE	WL	ATT
Sep. 8	PHILADELPHIA	27-24	W	68,804
Sep. 15	at Dallas	13-11	L	62,527
Sep. 22	CLEVELAND	28-31*	L	68,804
Sep. 29	at Oakland	25-52	L	58,719
Oct. 6	WASHINGTON	14-31	L	68,804
Oct. 13	JACKSONVILLE	23-14	W	68,804
Oct. 20	BYE			
Oct. 27	at Cincinnati	30-24	W	52,822
Nov. 3	at Indianapolis	23-15	L	62,527
Nov. 10	HOUSTON	17-10	W	68,804
Nov. 17	PITTSBURGH	31-23	W	68,804
Nov. 24	at Baltimore	12-13	L	69,365
Dec. 1	at N.Y. Giants	32-29*	W	78,640
Dec. 8	INDIANAPOLIS	27-17	W	68,804
Dec. 16	NEW ENGLAND	24-10	W	68,809
Dec. 22	at Jacksonville	28-10	W	51,033
Dec. 29	at Houston	13-3	W	70,894
Jan. 11	PITTSBURGH	34-31*	W	68,809
Jan. 19	at Oakland	24-41	L	62,544

	TITANS	OPP
TOTAL FIRST DOWNS	312	297
Rushing	112	75
Passing	182	197
Penalty	18	25
3rd Down: Made/Att	94/216	76/202
3rd Down Pct.	43.5	37.6
4th Down: Made/Att	9/16	9/18
4th Down Pct.	56.3	50.0
POSSESSION AVG.	32:47	27:43
TOTAL NET YARDS	5272	4964
Avg. Per Game	329.5	310.3
Total Plays	1032	974
Avg. Per Play	5.1	5.1
NET YARDS RUSHING	1952	1424
Avg. Per Game	122.0	89.0
Total Rushes	511	372
Avg. Per Play	3.8	3.8
NET YARDS PASSING	3320	3540
Avg. Per Game	207.5	221.3
Sacked/Yards Lost	21/121	40/213
Gross Yards	3441	3753
Att./Comp.	500/306	562/339
Completion Pct.	61.2	60.3
Had Intercepted	15	18
PUNTS/AVERAGE	66/41.3	77/41.6
NET PUNTING AVG.	66/33.9	77/36.2
PENALTIES/YARDS	112/891	99/853
FUMBLES/BALL LOST	20/10	22/11
TOUCHDOWNS	42	40
Rushing	16	7
Passing	22	27
Returns	4	6

BY PERIODS	1	2	3	4	OTPTS
Titans	76	127	67	94	3 367
Opponents	72	71	68	110	3 324

SCORING	TD	RU	PA	RT	PAT	FG	S P
Nedney	0	0	0	0	36/36	25/31	0 111
George	14	12	2	0	0	0	0 86
Mason	5	0	5	0	0	0	0 30
K. Dyson	4	0	4	0	0	0	0 24
Simon	4	1	3	0	0	0	0 24
McNair	3	3	0	0	0	0	0 20
Bennett	2	0	2	0	0	0	0 12
McCareins	2	0	2	0	0	0	0 12
Wycheck	2	0	2	0	0	0	0 12
Bulluck	1	0	0	1	0	0	0 6
Coady	1	0	0	1	0	0	0 6
A. Dyson	1	0	0	1	0	0	0 6
Green	1	0	1	0	0	0	0 6
Meier	1	0	1	0	0	0	0 6
Simon	1	0	0	1	0	0	0 6
Titans	42	16	2	6	36/36	25/31	0 367
Opponents	40	7	27	6	36/36	14/21	0 324

2-point conversions: George, McNair
Titans 2-6, Opponents 2-4

PASSING	ATT	CMP	PCT	YARDS	YDS/ATT	TD	INT	LG	SK/YDS	RATING
McNair	492	301	61.2	3387	6.88	22	15	55	21/121	84.0
O'Donnell	5	3	60.0	24	4.80	0	0	0	0/0	72.1
Wycheck	2	1	50.0	13	6.50	0	0	13	0/0	70.8
Hentrich	1	1	100.0	17	17.00	0	0	17	0/0	118.8
Titans	500	306	61.2	3441	6.88	22	15	55	21/121	83.9
Opponents	562	339	60.3	3753	6.68	27	18	75	40/213	82.8

RUSHING	NO	YDS	AVG	LG	TD
George	343	1165	3.4	35	12
McNair	82	440	5.4	26	3
Holcombe	47	242	5.1	39	0
Green	21	71	3.4	12	0
McCareins	2	18	9.0	16	0
Simon	9	18	2.0	13	1
Hentrich	1	5	5.0	5	0
Comella	1	0	0.0	0	0
O'Donnell	3	-3	-1.0	-1	0
K. Dyson	2	-4	-2.0	5	0
Titans	511	1952	3.8	39	16
Opponents	372	1424	3.8	42	7

RECEIVING	NO	YDS	AVG	LG	TD
Mason	79	1012	12.8	40	5
K. Dyson	41	460	11.2	40	4
Wycheck	40	346	8.7	19	2
George	36	255	7.1	14	2
Bennett	33	478	14.5	53	2
McCareins	19	301	15.8	55	3
Simon	16	167	10.4	42	3
Kinney	13	173	13.3	31	0
Holcombe	10	91	9.1	18	0
Comella	10	70	7.0	17	0
Green	7	57	8.1	21	1
Meier	1	17	17.0	17	1
Berlin	1	14	14.0	14	0
Titans	306	3441	11.2	55	22
Opponents	339	3753	11.1	75	27

INTERCEPTIONS	NO	YDS	AVG	LG	TD
Schulters	6	56	9.3	28	0
Simon	3	88	29.3	32	1
A. Dyson	3	27	9.0	16	1
Rolle	2	0	0.0	0	0
Coady	1	24	24.0	24	1
Bulluck	1	5	5.0	5	0
Williams	1	0	0.0	0	0
Mitchell	1	-2	-2.0	-2	0
Titans	18	198	11.0	32	3
Opponents	15	179	11.9	82	2

PUNTING	NO	YDS	AVG	NET	TB	INT	LG	B
Hentrich	65	2725	41.9	33.9	5	28	56	1
Titans	66	2725	41.3	33.9	5	28	56	1
Opponents	77	3202	41.6	36.2	10	22	61	1

PUNT RETURNS	NO	FC	YDS	AVG	LG	TD
Simon	13	6	113	8.7	30	0
Mason	9	12	60	6.7	21	0
McCareins	6	4	44	7.3	16	0
Titans	28	22	217	7.8	30	0
Opponents	28	19	390	13.9	83	3

KICKOFF RETURNS	NO	YDS	AVG	LG	TD
Simon	20	371	18.6	29	0
Berlin	13	260	20.0	32	0
McCareins	13	300	23.1	48	0
Kinney	3	41	13.7	25	0
Green	1	10	10.0	10	0
Titans	50	982	19.6	48	0
Opponents	74	1482	20.0	54	0

FIELD GOALS	1-19	20-29	30-39	40-49	50+
Nedney	0/0	9/9	10/12	5/8	1/2
Titans	0/0	9/9	10/12	5/8	1/2
Opponents	1/2	3/3	5/7	4/6	1/3

Nedney: (33G, 47G) (37G, 53G) () () ()
(40G, 26G, 33G, 32N) (33G, 28G, 46G)
(28G, 34G, 39G) (49N, 24G) (39N, 43G)
(32G, 37G, 40G, 21G) (54N, 38G) (35G, 29G) (45N, 28G) (46N) (28G, 26G)
Opponents: (30G) () (52N, 33G) (28G) (31G) () (44G) (46N) (51G) (31N, 37N) (26G, 43G) (38G, 36G, 19G) (44G, 44N) () (24G) (50N, 19N, 42G)

SACKS
Carter 10.0, C. Hall 8.0, Ford 3.5, Smith 2.5, Kearse 2.0, Schulters 2.0, Simon 2.0, A. Dyson 1.0, Godfrey 1.0, Haynesworth 1.0, J. Thomas 1.0
Titans 40.0, Opponents 21.0

TACKLES (Solo, Assists, Total)
Bulluck (116-64-180), Simon (83-47-130), Schulters (75-19-94), Smith (41-32-73), Carter (42-29-71), Hall (43-27-70), Williams (55-14-69), A. Dyson (54-7-61), Haynesworth (31-24-55), Mitchell (40-11-51), Ford (24-21-45), Rolle (37-7-44), Godfrey (27-17-44), Thornton (21-23-44), Chamberlin (14-13-27), Echols (13-6-19), Thomas (11-5-16), Calmus (9-4-13), Aldridge (8-5-13), Coady (10-2-12), Kearse (6-5-11), Morris (7-2-9), Boiman (1-5-6), Beckham (1-0-1), Kassel (0-1-1)
Titans (769-390-1159)

USUAL STARTING LINEUP

OFFENSE
WR Derrick Mason (85)
TE/FB Erron Kinney (89/Greg Comella (33))
LT Brad Hopkins (72)
LG Zach Piller (69)
C Gennaro DiNapoli (64)
RG Benji Olson (75)
RT Fred Miller (71)
TE Frank Wycheck (89)
WR Kevin Dyson (87)
QB Steve McNair (9)
RB Eddie George (27)

DEFENSE
LE Kevin Carter (93)
LT John Thornton (78)
RT Henry Ford (92)
RE Carlos Hall (97)
LLB Peter Simon (59)
MLB Randall Godfrey (56)
RLB Keith Bulluck (52)
LCB Andre Dyson (22)
RCB Samari Rolle (21)
SS Tank Williams (25)
FS Lance Schulters (31)

SPECIALISTS
K Joe Nedney (6)
P Craig Hentrich (15)

Pro Bowl

GM: Floyd Reese; Head Coach: Jeff Fisher
Asst. Coaches: Mike Heimerdinger (off. coord.), Jim Schwartz (def. coord.), George Henshaw (asst. head coach/ST), Gunther Cunningham (asst. head coach defense/LB), Chuck Cecil (def. asst.), Ned James (off. asst.), Craig Johnson (QB), Alan Lowry (OT), Mike Munchak (OL), Sherman Smith (RB), Steve Walters (WR), Jim Washburn (DL), Steve Watterson (strength & rehab.), Everett Withers (DB)

Head Coach: Jeff Fisher

Postseason: 0-0

Standings: 3rd Place AFC Central

DATE	OPPONENT	SCORE	WL	ATT
Sep. 9	MIAMI	23-31	L	68,798
Sep. 23	at Jacksonville	6-13	L	65,994
Sep. 30	BYE			
Oct. 7	at Baltimore	7-26	L	69,494
Oct. 14	TAMPA BAY	31-28*	W	68,798
Oct. 21	at Detroit	27-24	W	76,940
Oct. 29	at Pittsburgh	7-24	L	63,763
Nov. 4	JACKSONVILLE	38-34	W	68,798
Nov. 12	BALTIMORE	10-16	L	68,798
Nov. 18	at Cincinnati	20-7	W	63,865
Nov. 25	PITTSBURGH	24-34	L	68,801
Dec. 2	at Cleveland	31-15	W	72,818
Dec. 9	at Minnesota	24-42	L	64,271
Dec. 16	GREEN BAY	26-20	W	68,804
Dec. 22	at Oakland	13-10	W	61,934
Dec. 30	CLEVELAND	38-41	L	68,798
Jan. 6	CINCINNATI	21-23	L	68,798
* Overtime				

	TITANS	OPP
TOTAL FIRST DOWNS	288	300
Rushing	87	79
Passing	179	192
Penalty	22	29
3rd Down: Made/Att	98/233	74/212
3rd Down Pct.	42.1	34.9
4th Down: Made/Att	2/15	7/14
4th Down Pct.	13.3	50.0
POSSESSION AVG.	31:29	28:31
TOTAL NET YARDS	5352	5515
Avg. Per Game	334.5	344.7
Total Plays	1026	996
Avg. Per Play	5.2	5.5
NET YARDS RUSHING	1794	1431
Avg. Per Game	112.1	89.4
Total Rushes	468	405
Avg. Per Play	3.8	3.5
NET YARDS PASSING	3558	4084
Avg. Per Game	222.4	255.3
Sacked/Yards Lost	43/309	32/175
Gross Yards	3867	4259
Att./Comp.	515/307	559/328
Completion Pct.	59.6	58.7
Had Intercepted	17	13
PUNTS/AVERAGE	85/42.0	82/41.3
NET PUNTING AVG.	85/37.0	82/35.7
PENALTIES/YARDS	119/1025	88/832
FUMBLES/BALL LOST	18/11	21/11
TOUCHDOWNS	39	46
Rushing	12	17
Passing	23	27
Returns	4	2

BY PERIODS	1	2	3	4	OTPTS
Titans	84	73	90	86	3 336
Opponents	61	127	74	126	0 388

SCORING	TD	RU	PA	RT	PAT	FG	S	TP
Nedney	0	0	0	0	0	34/35	20/28	0 94
Mason	10	0	9	1	0	0	0	62
K.Dyson	7	0	7	0	0	0	0	44
George	5	5	0	0	0	0	0	30
McNair	5	5	0	0	0	0	0	30
Wycheck	4	0	4	0	0	0	0	24
Green	2	1	1	0	0	0	0	12
Mitchell	2	0	2	0	0	0	0	12
Bennett	1	0	1	0	0	0	0	8
Hicks	1	1	0	0	0	0	0	6
Kinney	1	0	1	0	0	0	0	6
Myers	1	0	1	0	0	0	0	6
Fisk	0	0	0	0	0	0	1	2
Titans	38	12	23	4	34/35	20/28	1 336	
Opponents	46	17	27	2	44/44	22/29	0 388	

2-point conversions: Mason, K. Dyson, Bennett
Titans 3-4, Opponents 1-2

PASSING	ATT	CMP	PCT	YARDS	YDS/ATT	TD	INT	LG	SK/YDS	RATING
McNair	431	264	61.3	3350	7.77	21	12	71	37/251	90.2
O'Donnell	76	42	55.3	496	6.53	2	2	35t	6/58	73.1
Volek	3	0	0.0	0	0.00	0	0	0	0/0	39.6
Green	2	0	0.0	0	0.00	0	2	0	0/0	0.0
Hentrich	2	0	0.0	0	0.00	0	1	0	0/0	0.0
Wycheck	1	1	100.0	21	21.00	0	0	21	0/0	118.8
Titans	515	307	59.6	3867	7.51	23	17	71t	43/309	84.2
Opponents	559	328	58.7	4259	7.62	27	13	78	32/175	89.1

GM: Floyd Reese; Head Coach: Jeff Fisher

Asst. Coaches: Mike Heimerdinger (off. coord.), Jim Schwartz (def. coord.), George Henshaw (asst. head coach/off.), Gunther Cunningham (asst. head coach defense/LB), Chuck Cecil (def. asst.), Craig Johnson (off. asst.), Alan Lowry (ST), Mike Munchak (LB), Sherman Smith (RB), Steve Walters (WR), Jim Washburn (DL), Steve Watterson (strength & rehab.), Everett Withers (DB)

RUSHING	NO	YDS	AVG	LG	TD
George	315	939	3.0	27	5
McNair	75	414	5.5	24	5
Hicks	86	341	6.1	51	1
Green	15	71	4.7	21	1
O'Donnell	6	28	4.7	15	0
Wycheck	1	1	1.0	1	0
Titans	468	1794	3.8	51	12
Opponents	405	1431	3.5	48t	17

RECEIVING	NO	YDS	AVG	LG	TD
Mason	73	1128	15.5	71t	9
Wycheck	60	672	11.2	30	4
K.Dyson	54	825	15.3	68t	7
George	37	279	7.5	25	0
Kinney	25	263	10.5	24	1
Bennett	24	329	13.7	50	1
Green	12	64	5.3	10	1
Sanders	5	74	14.8	22	0
Hicks	5	22	4.4	9	0
McCareins	3	88	29.3	36	0
Meier	3	31	10.3	18	0
Natkin	2	42	21.0	27	0
Berlin	2	28	14.0	19	0
Coleman	1	19	19.0	19	0
Ours	1	3	3.0	3	0
Titans	307	3867	12.6	71t	23
Opponents	328	4259	13.0	78	27

INTERCEPTIONS	NO	YDS	AVG	LG	TD
A. Dyson	3	36	12.0	36	0
Rolle	3	3	1.0	3	0
Bulluck	2	21	10.5	21	0
Robinson	2	13	6.5	13	0
Godfrey	1	5	5.0	5	0
Booker	1	0	0.0	0	0
Favors	1	0	0.0	0	0
Titans	13	78	6.0	36	0
Opponents	17	163	9.6	45t	2

PUNTING	NO	YDS	AVG	NET	TB	IN	LG	B
Hentrich	85	3567	42.0	37.0	8	28	70	0
Titans	85	3567	42.0	37.0	8	28	70	0
Opponents	82	3388	41.3	35.7	9	25	58	1

PUNT RETURNS	NO	FC	YDS	AVG	LG	TD
Mason	20	19	128	6.4	20	0
J.Walker	14	4	125	8.9	36	0
McCareins	2	0	29	14.5	18	0
Titans	36	23	282	7.8	36	0
Opponents	36	20	264	7.3	31	0

KICKOFF RETURNS	NO	YDS	AVG	LG	TD
Mason	34	748	22.0	101t	1
Berlin	13	253	19.5	32	0
Coleman	11	251	22.8	34	0
McCareins	4	70	17.5	21	0
J. Walker	3	33	11.0	19	0
Green	2	20	10.0	12	0
Bennett	1	11	11.0	11	0
Kinney	1	13	13.0	13	0
Long	1	10	10.0	10	0
Rolle	1	3	3.0	3	0
Titans	71	1413	19.9	101t	1
Opponents	57	1418	24.9	81	0

FIELD GOALS	1-19	20-29	30-39	40-49	50+
Nedney	0/0	6/6	5/5	8/15	1/2
Titans	0/0	6/6	5/5	8/15	1/2
Opponents	0/0	4/4	15/17	2/7	1/1

Nedney: (51G) (47N, 22G, 43G) (46N) (44G, 45G, 47N, 49G) (38G, 4G, 30G, 46G) (48N) (51N, 46G) (48N, 27G) (41G, 37G) (49G) (29G) (37G) (44N, 24G) (22G, 21G) (31G) (0)
Opponents: (37G) (35G, 37N, 39G) (26G, 25G) (0) (40B, 23G) (48N, 42G, 27G) (33G) (31G, 33G, 30G) (0) (89G, 47N, 37G) (0) (0) (36G, 54G) (40N, 35G, 33N, 42N) (30G, 44G) (30G, 33G, 34G)

SACKS
Kearse 10.0, Evans 5.5, Fisk 2.5, Carter 2.0, Rolle 2.0, Smith 2.0, Favors 1.5, Morris 1.5, Bulluck 1.0, Chamberlin 1.0, Ford 1.0, Godfrey 1.0, Robinson 1.0
Titans 32.0, Opponents 43.0

TACKLES (Solo, Assists, Total)
Godfrey (79-32-111), Robinson (58-43-101) Phenix (63-24-87), Evans (53-24-77), Fisk (38-30-68), Kearse (39-25-64), Bulluck (35-29-64), Carter (39-22-61), Favors (34-27-61), A. Dyson (52-6-58), Rolle (52-4-56), Morris (34-12-46), Ford (24-20-44), Jenkins (12-3-15), Porter (26-5-31), Bishop (22-5-27), Mitchell (22-3-25), Salave'a (6-12-18), J. Walker (8-9-17), Smith (8-8-16), Chamberlin (12-3-15), Booker (6-2-8), Myers (2-2-4), Thomas (2-1-3), Green (1-0-1)
Titans (751-352-1103)

USUAL STARTING LINEUP

OFFENSE
WR Derrick Carter (85)
TE/FB Erion Kinney (88)
LT Brad Hopkins (72)
LG Zach Piller (69)
C **Bruce Matthews (74)**
RG Benji Olson (75)
RT Fred Miller (71)
TE Frank Wycheck (89)
WR Kevin Dyson (87)
QB Steve McNair (9)
RB Eddie George (27)

DEFENSE
LE Kevin Carter (93)
LT Josh Evans (91)
RT Jason Fisk (97)
RE Jevon Kearse (90)
LLB Greg Favors (51)
MLB Randall Godfrey (56)
RLB Eddie Robinson (55)
LCB Andre Dyson (22)
RCB Samari Rolle (21)
SS Aric Morris (28)
FS Perry Phenix (35)

SPECIALISTS
K Joe Nedney (6)
P Craig Hentrich (15)

Pro Bowl

Front Office

Coaching Staff

Players

Rookies

2009 Season

Records

HISTORY

Playoff History

Sidelines

Head Coach: Jeff Fisher

Postseason: 3-1

Standings: 2nd AFC Central

DATE	OPPONENT	SCORE	WL	ATT
Sep. 12	CINCINNATI	36-35	W	65,272
Sep. 19	CLEVELAND	26-9	W	65,904
Sep. 26	at Jacksonville	20-19	W	61,502
Oct. 3	at San Francisco	22-24	L	67,447
Oct. 10	BALTIMORE	14-11	W	65,486
Oct. 17	at New Orleans	24-21	W	51,875
Oct. 24	BYE			
Oct. 31	ST. LOUIS	24-21	W	66,415
Nov. 7	at Miami	0-17	L	74,109
Nov. 14	at Cincinnati	24-14	W	46,017
Nov. 21	PITTSBURGH	16-10	W	66,619
Nov. 28	at Cleveland	33-21	W	72,008
Dec. 5	at Baltimore	14-41	L	67,854
Dec. 9	OAKLAND	21-14	W	66,357
Dec. 19	ATLANTA	30-17	W	66,196
Dec. 26	JACKSONVILLE	41-14	W	66,641
Jan. 2	at Pittsburgh	47-36	W	48,025
Jan. 8	BUFFALO	22-16	W	66,782
Jan. 16	at Indianapolis	19-16	W	57,097
Jan. 23	at Jacksonville	33-14	W	75,206
Jan. 30	ST. LOUIS	16-23	L	72,625

	TITANS	OPP
TOTAL FIRST DOWNS	294	300
Rushing	109	81
Passing	167	193
Penalty	18	26
3rd Down: Made/Att	83/217	70/200
3rd Down Pct.	38.2	35.0
4th Down: Made/Att	7/12	4/14
4th Down Pct.	58.3	28.6
POSSESSION AVG.	31.30	28.30
TOTAL NET YARDS	5296	5245
Avg. Per Game	331.0	327.8
Total Plays	1011	994
Avg. Per Play	5.2	5.3
NET YARDS RUSHING	1811	1550
Avg. Per Game	113.2	96.9
Total Rushes	459	383
NET YARDS PASSING	3485	3695
Avg. Per Game	217.8	230.9
Sacked/Yards Lost	25/137	54/305
Gross Yards	3622	4000
Att./Comp.	527/304	557/312
Completion Pct.	57.7	56.0
Had Intercepted	13	16
PUNTS/AVERAGE	90/42.5	80/42.9
NET PUNTING AVG.	90/38.1	80/37.2
PENALTIES/YARDS	114/1069	128/1010
FUMBLES/BALL LOST	17/9	39/24
TOUCHDOWNS	46	39
Rushing	19	8
Passing	23	26
Returns	4	5

BY PERIODS	1	2	3	4	OTPTS
Titans	113	97	85	97	0 392
Opponents	44	93	103	84	0 324

SCORING	TD	RU	PA	PAT	FG	S	TP
Del Greco	0	0	0	0	43/43	21/25	0/106
E. George	13	9	4	0	0	0	7/8
McNair	8	8	0	0	0	0	4/8
Dyson	4	0	4	0	0	0	2/4
Thigpen	4	0	4	0	0	0	2/4
Neal	3	1	2	0	0	0	1/8
Roan	3	0	3	0	0	0	1/8
Byrd	2	0	2	0	0	0	1/2
Wycheck	2	0	2	0	0	0	1/2
Harris	1	0	1	0	0	0	0/8
Kearse	1	0	1	0	0	0	0/6
Mason	1	0	1	0	0	0	0/6
Mitchell	1	0	1	0	0	0	0/6
Sanders	1	0	1	0	0	0	0/6
Thomas	1	0	1	0	0	0	0/6
Walker	1	0	1	0	0	0	0/6
Thornton	0	0	0	0	0	0	0/2
Titans	46	19	23	4	43/43	21/25	4/392
Opponents	39	8	26	5	33/33	15/22	2/324

2-point conversions: Harris
Titans 1-3, Opponents 4-6

PASSING	ATT	COMP	PCT	YARDS	YDS/ATT	TD	INT	LG	SK/YDS	RATING
McNair	331	187	56.5	2179	6.58	12	8	65t	16/74	78.6
O'Donnell	195	116	59.5	1382	7.09	10	5	54t	9/63	87.6
Wycheck	1	1	100.0	91	61.00	1	0	81t	0/0	158.3
Titans	527	304	57.7	3622	6.87	23	13	65t	25/137	83.1
Opponents	557	312	56.0	4000	7.18	26	16	78t	54/305	82.3

GM: Floyd Reese; Head Coach: Jeff Fisher

Asst. Coaches: George Henshaw (Asst. head coach/run game), Les Steckel (off. coord.), Gregg Williams (def. coord.), Bart Andrus (OB), O'Neill Gilbert (LB), Jerry Gray (DB), Alan Lowry (ST), Mike Munchak (OL), Jim Schwartz (def. asst.), Sherman Smith (RB), Steve Walters (WR), Jim Washburn (DL), Steve Watterson (strength & rehab.)

RUSHING	NO	YDS	AVG	LG	TD
E. George	320	1304	4.1	40	9
McNair	72	337	4.7	38	8
Thomas	43	164	3.8	22	1
Dyson	1	3	3.0	3	0
Hentrich	2	1	0.5	1	0
Neal	2	1	0.5	1	1
O'Donnell	19	1	0.1	4	0
Titans	459	1811	3.9	40	19
Opponents	383	1550	4.0	72	8

RECEIVING	NO	YDS	AVG	LG	TD
Wycheck	69	641	9.3	35	2
Dyson	54	658	12.2	47t	4
E. George	47	458	9.7	54t	4
Thigpen	38	648	17.1	35	4
Harris	26	297	11.4	62t	1
Sanders	20	336	16.8	48t	1
Byrd	14	261	18.6	65t	2
Roan	9	93	10.3	24t	3
Thomas	9	72	8.0	26	0
Mason	8	89	11.1	31	0
Neal	7	27	3.9	8	2
Kent	3	42	14.0	25	0
Titans	304	3622	11.9	65t	23
Opponents	312	4000	12.8	78t	26

INTERCEPTIONS	NO	YDS	AVG	LG	TD
Rolle	4	65	16.3	30	0
Sidney	3	12	4.0	7	0
Holmes	2	17	8.5	19	0
Dorsett	1	43	43.0	43	0
Mitchell	1	42	42.0	42t	1
Bowden	1	29	29.0	29	0
Walker	1	27	27.0	27	0
Fisk	1	17	17.0	17	0
Robertson	1	3	3.0	3	0
Jackson	1	2	2.0	2	0
Titans	16	257	16.1	43	1
Opponents	13	227	17.5	47t	2

PUNTING	NO	YDS	AVG	NET	TB	IN	LG	B
Hentrich	90	3824	42.5	38.1	3	35	78	0
Titans	90	3824	42.5	38.1	3	35	78	0
Opponents	80	3435	42.9	37.2	5	25	72	2

PUNT RETURNS	NO	FC	YDS	AVG	LG	TD
Mason	26	15	225	8.7	65t	1
Preston TM	8	2	59	7.4	12	0
Byrd	2	0	8	4.0	8	0
S. George	1	0	18	18.0	18	0
Rolle	1	0	23	23.0	23	0
Sidney	1	0	4	4.0	4	0
Thigpen	1	0	21	21.0	21	0
Titans	40	17	358	9.0	65t	1
Opponents	45	22	335	7.4	32	0

KICKOFF RETURNS	NO	YDS	AVG	LG	TD
Mason	41	805	19.6	41	0
Preston TM	5	119	23.8	29	0
S. George	4	63	15.8	22	0
Byrd	2	16	8.0	9	0
Kent	2	24	12.0	13	0
Neal	2	15	7.5	14	0
Titans	56	1042	18.6	41	0
Opponents	76	1596	21.0	99t	2

FIELD GOALS	1-19	20-29	30-39	40-49	50-59
Del Greco	1/1	8/8	7/9	4/6	1/1
Titans	1/1	8/8	7/9	4/6	1/1
Opponents	0/0	4/4	4/7	6/9	1/2

Del Greco:	(50G, 33G) (35G,44N) (44G, 48G) (21G, 22G,28G) () (42N,19G) (27G) (33N) (26G) () (27G,31G, 37N) (39G,33G) () (38G,27G,43N) (30G,20G) (42G)
Opponents:	(33G,38G) (41G) (42G) (39G) (44G,46G,50G) (44G,42G) (54N,38N) (43N,46G) (32N) (24N,24G) () (21G,27G) (32N,45N) (32G) () ()

SACKS
Kearse 14.5, Robinson 6.0, Ford 5.5, Thornton 4.5, Fisk 4.0, Holmes 4.0, Bowden 3.5, Evans 3.5, Rolle 3.0, Bishop 2.5, Jones 1.0, Frederick 0.5, Jackson 0.5, Robertson 0.5, Wortham 0.5
Titans 54.0, Opponents 25.0

TACKLES (Solo, Assists, Total)
Bishop (80-33-113), Robinson (84-49-113), Robertson (64-28-92), Kearse (59-26-85), Bowden (54-27-81), Wortham (50-31-81), Fisk (41-39-80), Rolle (57-13-70), Walker (47-9-56), Evans (28-28-54), Ford (26-15-41), Phenix (32-7-39), Sidney (34-5-39), Holmes (20-18-38), Thornton (23-10-33), Killens (13-12-25), Jackson (18-4-22), Colman (12-9-21), Jones (12-7-19), Dorsett (10-1-11), Frederick (2-8-10), Salave'a (4-6-10), Mitchell (6-1-7), McCullough (3-0-3)
Titans (760-383-1143)

USUAL STARTING LINEUP

OFFENSE

- WR Kevin Dyson (87)
- LT Brad Hopkins (72)
- LG **Bruce Matthews (74)**
- C Kevin Long (60)
- RG Benji Olson (75)
- RT Jon Runyan (69)
- TE **Frank Wycheck (69)**
- WR Yancey Thigpen (82)
- QB Steve McNair (91)
- RB **Eddie George (27)**
- FB Lorenzo Neal (41)

DEFENSE

- LE **Jevon Kearse (90)**
- LT Josh Evans (91)
- RT Jason Fisk (97)
- RE Kenny Holmes (99)
- LLB Eddie Robertson (55)
- MLB Barron Wortham (52)
- RLB Joe Bowden (58)
- LCB Denard Walker (25)
- RCB Samari Rolle (21)
- SS Blaine Bishop (23)
- FS Marcus Robertson (31)

SPECIALISTS

- K Al Del Greco (3)
- P Craig Hentrich (15)

Pro Bowl

All-Pro

Front Office

Coaching Staff

Players

Rookies

2009 Season

Records

HISTORY

Playoff History

Sidelines

1998 SEASON (8-8)

Front Office

Coaching Staff

Players

Rookies

2008 Season

Records

HISTORY

Playoff History

Sidelines

Head Coach: Jeff Fisher

Postseason: 0-0

Standings: 2nd AFC Central

DATE	OPPONENT	SCORE	WL	ATT
Sep. 6	at Cincinnati	23-14	W	55,848
Sep. 13	SAN DIEGO	7-13	L	41,089
Sep. 20	at New England	16-27	L	59,973
Sep. 27	JACKSONVILLE	22-27	L	34,696
Oct. 4	BYE			
Oct. 11	at Baltimore	12-8	W	68,561
Oct. 18	CINCINNATI	44-14	W	33,288
Oct. 25	CHICAGO	20-23	L	40,089
Nov. 1	at Pittsburgh	41-31	W	58,222
Nov. 8	at Tampa Bay	31-22	W	65,054
Nov. 15	PITTSBURGH	23-14	W	41,104
Nov. 22	NY JETS	3-24	L	37,084
Nov. 28	at Seattle	18-20	L	59,048
Dec. 6	BALTIMORE	16-14	W	31,124
Dec. 13	at Jacksonville	16-13	W	65,657
Dec. 20	at Green Bay	22-30	L	59,888
Dec. 26	MINNESOTA	16-26	L	41,121

	OILERS	OPP
TOTAL FIRST DOWNS	308	279
Rushing	118	81
Passing	171	170
Penalty	19	28
3rd Down: Made/Att	84/210	76/201
3rd Down Pct.	40.0	37.8
4th Down: Made/Att	4/11	3/16
4th Down Pct.	36.4	18.8
POSSESSION AVG.	31.41	28.20
TOTAL NET YARDS	5261	5121
Avg. Per Game	328.8	320.1
Total Plays	1016	955
Avg. Per Play	5.2	5.4
NET YARDS RUSHING	1970	1610
Avg. Per Game	123.1	100.6
Total Rushes	462	414
NET YARDS PASSING	3291	3511
Avg. Per Game	205.7	219.4
Sacked/Yards Lost	35/191	30/172
Gross Yards	3482	3683
Att./Comp.	519/305	511/319
Completion Pct.	58.8	62.4
Had Intercepted	10	12
PUNTS/AVERAGE	69/47.2	74/43.1
NET PUNTING AVG.	69/39.2	74/37.2
PENALTIES/YARDS	126/1135	93/704
FUMBLES/BALL LOST	25/9	11/7
TOUCHDOWNS	32	34
Rushing	12	9
Passing	16	24
Returns	4	1

BY PERIODS	1	2	3	4	OTPTS
Oilers	54	112	71	93	0 380
Opponents	58	69	87	106	0 320

SCORING	TD	RU	PA	RT	PAT	FG	S	TP
Def Greco	0	0	0	0	0	28/28	36/39	0 136
E. George	6	5	1	0	0	0	0	38
McNair	4	4	0	0	0	0	0	24
Davis	3	0	3	0	0	0	0	18
Mason	3	0	3	0	0	0	0	18
Thigpen	3	0	3	0	0	0	0	18
Bowden	2	0	2	0	0	0	0	12
Dyson	2	0	2	0	0	0	0	12
Harris	2	0	2	0	0	0	0	12
Thomas	2	0	2	0	0	0	0	12
Wycheck	2	0	2	0	0	0	0	12
Archie	1	1	0	0	0	0	0	6
Marts	1	0	0	1	0	0	0	6
Roan	1	0	0	1	0	0	0	6
Henrich	0	0	0	0	0	0	0	0
Oilers	32	12	16	4	28/28	36/40	0 330	
Opponents	34	9	24	1	29/29	25/30	0 320	

2-point conversions: E. George
Oilers 1-4, Opponents 4-5

PASSING	ATT	CMP	PCT	YARDS	YDS/ATT	TD	INT	LG	SKYDVS	RATING
McNair	492	289	58.7	3228	6.56	15	10	47	33/176	80.1
Krieg	21	12	57.1	199	9.48	0	0	55	2/15	89.2
S. Matthews	3	2	66.7	24	8.00	0	0	13	0/0	91.0
Archie	2	1	50.0	18	9.00	1	0	18t	0/0	120.8
Henrich	1	1	100.0	13	13.00	0	0	13	0/0	118.8
Oilers	519	305	58.8	3482	6.71	16	10	55	35/191	81.3
Opponents	511	319	62.4	3683	7.21	24	12	76t	30/172	90.0

GM: Floyd Reese; Head Coach: Jeff Fisher

Asst. Coaches: Les Steckel (off. coord.), Gregg Williams (def. coord.), Bart Andrus (off. asst./QB), Greg Brown (DB), O'Neill Gilbert (LB), Jerry Gray (def. asst./nickel), George Henshaw (off. line/TE), Alan Lowry (WR), Mike Munchak (OL), Rex Norris (DL), Russ Purnell (ST), Sherman Smith (RB), Steve Watson (strength & rehab.)

RUSHING	NO	YDS	AVG	LG	TD
E. George	348	1294	3.7	37	5
McNair	77	559	7.3	71	4
Thomas	24	100	4.2	21	2
Archie	6	24	4.0	20	1
Dyson	1	4	4.0	4	0
Stepnoski	1	0	0.0	0	0
Henrich	1	-1	-1.0	-1	0
Krieg	3	-1	-3.0	0	0
Sanders	1	-9	-9.0	-9	0
Oilers	462	1970	4.3	71	12
Opponents	414	1610	3.9	66	9

RECEIVING	NO	YDS	AVG	LG	TD
Wycheck	70	768	11.0	38	2
Harris	43	412	9.6	32	2
Thigpen	38	493	13.0	55	3
E. George	37	310	8.4	29	1
Davis	32	461	14.4	38	3
Mason	25	333	13.3	47	3
Dyson	21	263	12.5	45	2
Roan	13	93	7.2	16	0
Byrd	6	71	11.8	18	0
Thomas	6	55	9.2	20	0
Sanders	5	136	27.2	46	0
Archie	5	25	5.0	7	0
Kent	4	62	15.5	23	0
Oilers	305	3482	11.4	55	16
Opponents	319	3683	11.5	76t	24

INTERCEPTIONS	NO	YDS	AVG	LG	TD
Lewis	4	40	10.0	33	0
D. Walker	2	6	3.0	6	0
Marts	1	27	27.0	27	1
Bishop	1	13	13.0	13	0
Robinson	1	11	11.0	11	0
Bowden	1	1	1.0	1	0
Jackson	1	0	0.0	0	0
Robertson	1	0	0.0	0	0
Oilers	12	98	8.2	33	2
Opponents	10	88	8.8	34	2

PUNTING	NO	YDS	AVG	NET	TB	IN	LG	TD
Henrich	69	3258	47.2	39.2	11	18	71	0
Oilers	69	3258	47.2	39.2	11	18	71	0
Opponents	74	3190	43.1	37.2	8	25	67	1

PUNT RETURNS	NO	FC	YDS	AVG	LG	TD
Mason	31	11	228	7.4	25	0
Archie	7	6	52	7.4	22	0
Oilers	38	17	280	7.4	25	0
Opponents	34	16	332	9.8	43	0

KICKOFF RETURNS	NO	YDS	AVG	LG	TD
Mason	42	913	21.7	50	0
Archie	8	154	19.3	26	0
Thomas	3	64	21.3	39	0
Harris	1	3	3.0	3	0
Roan	1	4	4.0	11	0
Wycheck	1	10	10.0	10	0
Oilers	56	1148	20.5	50	0
Opponents	55	1114	20.3	47	0

FIELD GOALS	1-19	20-29	30-39	40-49	50+
Def Greco	1/1	8/8	15/15	12/15	0/0
Henrich	0/0	0/0	0/0	0/1	0/0
Oilers	1/1	8/8	15/15	12/16	0/0
Opponents	1/1	7/7	7/10	9/9	1/3

Del Greco:	(38G, 31G, 48G, 47G) (34G, 26G, 45G) (34G, 32G, 32G) (26G, 42N, 29G) (35G, 38G, 42G) (29G, 19G) (43N, 32G) (45G, 41N) (46G, 24G, 22G) (34G) (26G, 30G, 43G, 42G) (48G, 48G, 34G) (28G, 30G, 41G) (38G, 33G, 45G)
Henrich:	0 0 0 0 0 0 (49B) 0 0 0 0 0 0 (0)
Opponents:	(1) (48G, 23G, 51N) (43G, 41G) (18G, 36G) (21G, 45G) (1) (39G, 26G, 34N, 33G) (52N) (46G, 30G, 24G) (36B) (39N, 43G) (50G, 48G) (1) (21G, 29G) (38G, 40G, 40G) (38G, 23G, 39G)

SACKS
Marts 4.0, Evans 3.5, Robinson 3.5, Bishop 3.0, Holmes 2.5, Cook 2.0, Lyons 2.0, Rolle 2.0, Bowden 1.5, Ford 1.5, Stallons 1.5, Lewis 1.0, Salave'a 1.0, G. Walker 1.0
Oilers 30.0, Opponents 35.0

TACKLES (Solo, Assists, Total)
Bowden (88-57-145), Robinson (80-58-139), Bishop (74-42-116), D. Walker (71-20-91), Marts (52-33-85), Lewis (62-19-81), G. Walker (47-31-78), Robertson (46-29-54), Jackson (48-24-72), Evans (31-23-54), Lyons (25-22-47), Holmes (21-25-46), Ford (22-17-39), Rolle (22-8-30), Phenix (17-11-28), Cook (16-10-26), Roberson (10-15-25), Sidney (17-2-19), Salave'a (11-3-14), Wortham (5-4-9), Dorsett (4-4-8), Killens (4-4-9), Jones (1-1-2), McCullough (1-0-1), Stallons (0-1-1), Sutton (1-0-1)
Oilers (776-465-1241)

USUAL STARTING LINEUP

OFFENSE
WR Willie Davis (84)
LT Brad Hopkins (72)
LG Bruce Matthews (74)
C Mark Stepnoski (53)
RG Jason Layman (66)
RT Jon Runyan (75)
RE Jackie Harris (88)
WR Yancey Thigpen (82)
QB Steve McNair (9)
RB Eddie George (27)
TE Frank Wycheck (89)

DEFENSE
LE Pratt Lyons (98)
LT Gary Walker (96)
RT Henry Ford (92)
RE James Roberson (90)
LLB Lonnie Marts (51)
MLB Joe Bowden (58)
RLB Eddie Robinson (55)
LCB Denard Walker (25)
RCB Darryll Lewis (29)
SS Blaine Bishop (23)
SF Marcus Robertson (31)

SPECIALISTS
K Al Del Greco (3)
P Craig Henrich (15)

Pro Bowl
All-Pro

Head Coach: Jeff Fisher

Postseason: 0-0

Standings: 3rd AFC Central

DATE	OPPONENT	SCORE	WL	ATT
Aug. 31	OAKLAND	24-21*	W	30,171
Sep. 7	at Miami	13-16*	L	64,439
Sep. 14	BYE			
Sep. 21	BALTIMORE	10-36	L	17,373
Sep. 28	at Pittsburgh	24-37	L	57,507
Oct. 5	at Seattle	13-16	L	49,897
Oct. 12	CINCINNATI	30-7	W	17,071
Oct. 19	WASHINGTON	28-14	W	31,042
Oct. 26	at Arizona	41-14	W	44,030
Nov. 2	JACKSONVILLE	24-30	L	27,208
Nov. 9	NY GIANTS	10-6	W	26,744
Nov. 16	at Jacksonville	9-17	L	70,070
Nov. 23	BUFFALO	31-14	W	23,571
Nov. 27	at Dallas	27-14	W	63,421
Dec. 4	at Cincinnati	14-41	L	49,086
Dec. 14	at Baltimore	19-21	L	60,558
Dec. 21	PITTSBURGH	16-6	W	50,677

OILERS		OPP
TOTAL FIRST DOWNS	288	292
Rushing	130	79
Passing	136	193
Penalty	22	20
3rd Down: Made/Att	92/219	80/205
3rd Down Pct.	42.0	39.0
4th Down: Made/Att	9/14	9/20
4th Down Pct.	64.3	45.0
POSSESSION AVG.	31:27	28:33
TOTAL NET YARDS	4919	5231
Avg. Per Game	307.4	326.9
Total Plays	993	992
Avg. Per Play	5.0	5.3
NET YARDS RUSHING	2414	1573
Avg. Per Game	150.9	98.3
Total Rushes	541	414
NET YARDS PASSING	2505	3658
Avg. Per Game	156.6	228.6
Sacked/Yards Lost	32/199	35/240
Gross Yards	2704	3898
Att./Comp.	420/220	543/321
Completion Pct.	52.4	59.1
Had Intercepted	13	14
PUNTS/AVERAGE	74/41.6	69/43.6
NET PUNTING AVG.	74/35.3	69/38.0
PENALTIES/YARDS	103/814	94/830
FUMBLES/BALL LOST	31/13	32/18
TOUCHDOWNS	36	35
Rushing	17	12
Passing	15	21
Returns	4	2

BY PERIODS	1	2	3	4	OTPTS
Oilers	74	107	55	94	3 333
Opponents	54	93	77	83	3 310

SCORING	TD	RU	PA	RT	PAT	FG	S	TP
Del Greco	0	0	0	0	0	32/32	27/35	0 113
McNair	8	8	0	0	0	0	0	48
E. George	7	6	1	0	0	0	0	44
Wycheck	4	0	4	0	0	0	0	25
Davis	4	0	4	0	0	0	0	24
Sanders	3	0	3	0	0	0	0	18
Thomas	3	0	3	0	0	0	0	18
Robertson	2	0	2	0	0	0	0	12
Krieg	1	0	1	0	0	0	0	6
D. Lewis	1	0	0	1	0	0	0	6
Norgard	1	0	1	0	0	0	0	6
Russell	1	0	1	0	0	0	0	6
D. Walker	1	0	0	1	0	0	0	6
Oilers	36	17	15	7	32/32	27/35	0 333	
Opponents	35	12	21	2	34/34	22/30	0 310	

2-point conversions: E. George, Wycheck
Oilers 2-4, Opponents 0-1

PASSING	ATT	CMP	PCT	YARDS	YDS/ATT	TD	INT	LG	SK/YDS	RATING
McNair	415	216	52.0	2665	6.42	14	13	85t	31/190	70.4
Krieg	2	1	50.0	2	1.0	0	2	0	0/0	56.3
Ritchey	2	2	100.0	12	7.5	0	0	11	1/9	97.9
Davis	1	1	100.0	22	22.0	1	0	22t	0/0	158.3
Oilers	420	220	52.4	2704	6.44	15	13	85t	32/199	71.6
Opponents	543	321	59.1	3898	7.18	21	14	59t	35/240	83.4

GM: Floyd Reese; Head Coach: Jeff Fisher

Asst. Coaches: Les Steckel (off. coord./QB), Gregg Williams (def. coord.), Bart Andrus (off. asst./qual. control), Greg Brown (DB), O'Neill Gilbert (LB), Jerry Gray (def. asst./qual. control), George Henshaw (off. line/TE), Alan Lowry (WR), Mike Munchak (OL), Rex Norris (DL), Russ Purnell (ST), Sherman Smith (RB), Steve Watterson (strength & rehab.)

RUSHING	NO	YDS	AVG	LG	TD
E. George	357	1399	3.9	30	6
McNair	101	674	6.7	47	8
Thomas	67	310	4.6	25t	3
Harmon	8	30	3.8	14	0
Roby	1	12	12.0	12	0
Ritchey	1	6	6.0	6	0
Krieg	4	-2	-0.5	0	0
Mason	1	-7	-7.0	-7	0
Sanders	1	-8	-8.0	-8	-
Oilers	541	2414	4.5	47	17
Opponents	414	1573	3.8	77t	12

RECEIVING	NO	YDS	AVG	LG	TD
Wycheck	63	748	11.9	42	4
Davis	43	564	13.1	46	4
Sanders	31	498	16.1	55t	3
Harmon	16	189	11.8	27	0
Mason	14	186	13.3	38	0
Thomas	14	111	7.9	22	0
Roan	12	159	13.3	26	0
Russell	12	141	11.8	23	1
E. George	7	44	6.3	15	1
Kent	6	55	9.2	19	1
R. Lewis	1	7	7.0	7	0
Norgard	1	2	2.0	2t	1
Oilers	220	2704	12.3	55t	15
Opponents	321	3898	12.1	59t	21

INTERCEPTIONS	NO	YDS	AVG	LG	TD
Robertson	5	127	25.4	48	0
D. Lewis	5	115	23.0	47t	1
D. Walker	2	53	26.5	39t	1
R. Jones	1	24	24.0	24	0
Bowden	1	9	9.0	9	0
Bishop	0	0	0.0	0	0
Oilers	14	328	23.4	48	2
Opponents	13	48	3.7	24	0

PUNTING	NO	YDS	AVG	NET	TB	IN	LG	B
Roby	73	3049	41.8	35.6	1	25	59	0
Del Greco	1	32	32.0	12.0	1	0	32	0
Oilers	74	3081	41.6	35.3	2	25	59	0
Opponents	69	3007	43.6	38.0	7	22	64	0

PUNT RETURNS	NO	FC	YDS	AVG	LG	TD
Gray	17	10	144	8.5	30	0
Mason	13	3	95	7.3	29	0
Archie	1	0	5	5.0	5	0
Robertson	1	0	0	0.0	0	0
Oilers	32	13	244	7.6	30	0
Opponents	36	23	430	11.9	52	0

KICKOFF RETURNS	NO	YDS	AVG	LG	TD
Mason	26	551	21.2	54	0
Thomas	17	346	20.4	33	0
Gray	8	185	23.1	33	0
Archie	2	24	12.0	15	0
Roan	2	20	10.0	12	0
Harmon	1	16	16.0	16	0
Layman	1	5	5.0	5	0
Wycheck	1	3	3.0	3	0
Oilers	58	1150	19.8	54	0
Opponents	71	1528	21.5	51	0

FIELD GOALS	1-19	20-29	30-39	40-49	50+
Del Greco	2/2	6/6	10/11	7/14	2/2
Oilers	2/2	6/6	10/11	7/14	2/2
Opponents	0/0	7/9	8/9	7/11	0/1

Del Greco:	(30G, 37G, 33G)	(24G, 37G, 43N)
(45G, 41N)	(43N, 37G, 47G, 26G)	(37G, 43G)
(40N, 47G, 45G, 19G)	0 (52G, 42G)	
(33N, 36G, 41N)	(31G, 44N)	(41N, 35G) (51G)
(29G, 19G)	0 (25G, 40G)	(34G, 29G, 26G)
Opponents:	(46N)	(25N, 23G, 22G, 29G)
(3 G, 4 G, 6 N, 4 G, 2 G, 4 G, 9 G, 3 G, 4 G, 3 G, 6 G)		
(48N, 48G, 25G, 44G)	(38G) () (43N) ()	
(30G, 30G, 37G) (42G, 40G) (23G) (36B) ()		
(26G, 40G) (50B, 27B) (23G, 36G)		

SACKS
Holmes 7.0, G. Walker 7.0, Ford 5.0, Bowden 2.5, Lyons 2.5, Evans 2.0, Hall 2.0, Roberson 2.0, Bishop 1.5, S. Jackson 1.0, L. Jones 1.0, Marts 1.0, Stewart 0.5
Oilers 35.0, Opponents 32.0

TACKLES (Solo, Assists, Total)
Worham (61-36-97), Bowden (53-31-84), Bishop (68-14-82), D. Walker (56-12-68), Robertson (44-18-62), Lewis (48-11-59), Ford (38-12-50), Marts (39-11-50), G. Walker 31-13-44, Jackson (34-7-41), Cook (25-8-33), Holmes (28-5-33), Stewart (26-6-32), Evans (23-3-26), L. Jones (21-5-26), Roberson (16-9-25), Lyons (12-8-20), Barnes (9-2-11), Dorsett (5-3-8), Hall (6-2-8), Robins (7-1-8), McCullough (4-0-4), Halapin (3-0-3), R. Jones (2-0-2), Killens (1-0-1), Thomas (1-0-1)
Oilers: (661-217-878)

USUAL STARTING LINEUP
OFFENSE
WR Chris Sanders (81)
LT Brad Hopkins (72)
LG Bruce Matthews (74)
C Mark Stepanoski (53)
RG Kevin Donnalley (77)
RT Jon Runyan (75)
TE Frank Wycheck (88)
WR Willie Davis (84)
QB Steve McNair (97)
RB Eddie George (27)
HB Michael Roan (80)
DEFENSE
LE Anthony Cook (78)
LT Gary Walker (96)
RT Henry Ford (92)
RE James Roberson (90)
LLB Joe Bowden (58)
MLB Barron Worham (52)
RLB Lonnie Marts (65)
LCB Denard Walker (25)
RCB Darryll Lewis (29)
FS Blaine Bishop (23)
FS Marcus Robertson (31)
SPECIALISTS
K Al Del Greco (3)
P Reggie Roby (7)
Pro Bowl

Front Office
Coaching Staff
Players
Rookies
2009 Season
Records
History
Playoff History
Sidelines

1996 SEASON (8-8)

Front Office

Coaching Staff

Players

Rookies

2008 Season

Records

HISTORY

Playoff History

Sidelines

Head Coach: Jeff Fisher

Postseason: 0-0

Standings: 3rd AFC Central (tied)

DATE	OPPONENT	SCORE	WL	ATT
Sep. 1	KANSAS CITY	19-20	L	27,225
Sep. 8	at Jacksonville	34-27	W	66,468
Sep. 15	BALTIMORE	29-13	W	20,082
Sep. 22	BYE			
Sep. 29	at Pittsburgh	16-30	L	58,608
Oct. 6	at Cincinnati	30-27*	W	44,680
Oct. 13	at Atlanta	23-13	W	35,401
Oct. 20	PITTSBURGH	23-13	W	50,337
Oct. 27	SAN FRANCISCO	9-10	L	53,664
Nov. 3	at Seattle	16-23	L	36,320
Nov. 10	at New Orleans	31-14	W	34,121
Nov. 17	MIAMI	20-23	L	47,358
Nov. 24	CAROLINA	6-31	L	20,107
Dec. 1	at NY Jets	35-10	W	21,731
Dec. 8	JACKSONVILLE	17-23	L	20,196
Dec. 15	CINCINNATI	13-21	L	15,131
Dec. 22	at Baltimore	24-21	W	52,704
* Overtime				

	OILERS	OPP
TOTAL FIRST DOWNS	287	271
Rushing	110	78
Passing	157	169
Penalty	20	24
3rd Down: Made/Att	79/206	70/199
3rd Down Pct.	38.3	35.2
4th Down: Made/Att	7/11	4/12
4th Down Pct.	63.6	33.3
POSSESSION AVG.	32:02	27:58
TOTAL NET YARDS	5048	4610
Avg. Per Game	315.5	288.1
Total Plays	972	956
Avg. Per Play	5.2	4.8
NET YARDS RUSHING	1950	1385
Avg. Per Game	121.9	86.6
Total Rushes	475	397
NET YARDS PASSING	3098	3225
Avg. Per Game	193.6	201.6
Sacked/Yards Lost	34/198	35/242
Gross Yards	3296	3467
Att./Comp.	463/272	524/312
Completion Pct.	58.7	59.5
Had Intercepted	15	12
PUNTS/AVERAGE	68/43.7	75/41.0
NET PUNTING AVG.	68/38.0	75/35.1
PENALTIES/YARDS	91/612	88/672
FUMBLES/BALL LOST	26/15	29/14
TOUCHDOWNS	35	35
Rushing	12	5
Passing	22	24
Returns	1	6

BY PERIODS	1	2	3	4	OTPTS
Oilers	105	79	67	91	3 345
Opponents	64	78	48	129	0 319

SCORING	TD	RU	PA	RT	PAT	FG	S	TP
Del Greco	0	0	0	0	35/35	32/38	0	131
George	8	8	0	0	0	0	0	48
Davis	6	0	6	0	0	0	0	36
Wycheck	6	0	6	0	0	0	0	36
Sanders	4	0	4	0	0	0	0	24
Harmon	3	1	2	0	0	0	0	18
McNair	2	2	0	0	0	0	0	12
Russell	2	0	2	0	0	0	0	12
Floyd	1	0	1	0	0	0	0	6
D. Lewis	1	0	1	0	0	0	0	6
Norgard	1	0	1	0	0	0	0	6
Thomas	1	1	0	0	0	0	0	6
Jackson	0	0	0	0	0	1	2	
Team	0	0	0	0	0	0	0	
Oilers	35	12	22	4	35/35	32/38	2	345
Opponents	35	5	24	6	32/32	25/33	0	319

2-point conversions: Oilers 0-0, Opponents 1-3

PASSING	ATT	CMP	PCT	YARDS	YDS/ATT	TD	INT	LG	SK/YDS	RATING
Chandler	320	184	57.5	2099	6.56	16	11	63t	25/153	79.7
McNair	143	88	61.5	1197	8.37	6	4	83t	9/45	90.6
Oilers	463	272	58.7	3296	7.12	22	15	83t	34/198	83.0
Opponents	524	312	59.5	3467	6.62	24	12	86t	35/242	85.0

RUSHING	NO	YDS	AVG	LG	TD
George	335	1368	4.1	76	8
McNair	31	169	5.5	24t	2
Thomas	49	151	3.1	24t	1
Harmon	29	131	4.5	25	1
Chandler	28	113	4.0	16	0
Davis	1	15	15.0	15	0
Wycheck	2	3	1.5	3	0
Oilers	475	1950	4.1	76	12
Opponents	397	1385	3.5	26	5

RECEIVING	NO	YDS	AVG	LG	TD
Wycheck	53	511	9.6	29	6
Sanders	48	882	18.4	83t	4
Harmon	42	488	11.6	43	2
Davis	39	464	11.9	49	6
Russell	34	421	12.4	29	2
George	23	182	7.9	17	0
Thomas	13	128	9.8	33	0
Floyd	10	145	14.5	63t	1
R. Lewis	7	50	7.1	18	0
Wilson	2	24	12.0	14	0
Norgard	1	1	1.0	1t	1
Oilers	272	3296	12.1	83t	22
Opponents	312	3467	11.1	86t	24

INTERCEPTIONS	NO	YDS	AVG	LG	TD
D.Lewis	5	103	20.6	53	1
Robertson	4	44	11.0	27	0
Dishman	1	7	7.0	7	0
Bishop	1	6	6.0	6	0
Robinson	1	2	2.0	2	0
Oilers	12	162	13.5	53	1
Opponents	15	222	14.8	42t	3

PUNTING	NO	YDS	AVG	NET	TB	IN	LG	B
Roby	67	2973	44.4	38.0	7	25	68	1
Oilers	68	2973	43.7	38.0	7	25	68	1
Opponents	75	3073	41.0	35.1	8	16	62	0

PUNT RETURNS	NO	FC	YDS	AVG	LG	TD
Gray	22	15	205	9.3	40	0
Floyd	7	3	74	10.6	32	0
Oilers	29	18	279	9.6	40	0
Opponents	31	14	251	8.1	46	0

KICKOFF RETURNS	NO	YDS	AVG	LG	TD
Gray	50	1224	24.5	88	0
Thomas	5	80	16.0	35	0
Harmon	4	69	17.3	20	0
Archie	2	24	12.0	13	0
McKeehan	2	6	3.0	6	0
Wycheck	2	5	2.5	5	0
Roan	1	13	13.0	13	0
Oilers	66	1421	21.5	88	0
Opponents	78	1675	21.5	47	0

FIELD GOALS	1-19	20-29	30-39	40-49	50+
Del Greco	0/0	7/7	14/16	10/12	1/3
Oilers	0/0	7/7	14/16	10/12	1/3
Opponents	0/0	6/7	13/16	6/9	0/1

Del Greco: (34G, 44G, 33G, 22G, 55N) (32G, 29G) (41G, 44G) (47N) (40G, 32G, 49G) (51N, 27G, 35G, 33G) (22G, 32G, 48G) (38G, 56G, 39G) (35G, 36G, 45G, 37B) (25G) (30G, 33G) (24G, 45G) () (44N, 47G) (46G,34N,42G) (37G)
Opponents: (35G,43G) (38G,37G,31N) () (33G,36G,36G) (42G,31G,40G) () (26G,38N,29G) (27G)
 (25G,35G,47N,44G,23N) (29G,49G) (39N,34G,44G,29G) (49G) (30G) (51N,34G,38G,31G) (47N) ()

SACKS
 Cook 7.5, Barrow 6.0, Walker 5.5, Young 4.0, Bowden 3.0, Robertson 3.0, Jackson 2.0, Wortham 2.0, Ford 1.0, Mix 1.0
Oilers 35.0, Opponents 34.0

TACKLES (Solo, Assists, Total)
 Bishop (73-36-109), Barrow (67-39-106), Robertson (57-25-82), Wortham (49-29-78), Bowden (46-27-73), D. Lewis (56-13-69), Dishman (42-15-57), Jackson (36-9-45), Walker (30-15-45), Cook (25-19-44), Ford (24-15-39), Robinson (22-9-31), Young (15-11-26), Robertson (14-12-26), L. Jones (12-12-14), Evans (4-7-11), Mix (6-2-8), Mills (3-5-5), Stewart (5-0-5), Cole (4-0-4), Barnes (3-1-4), Halapin (2-0-2), Burton (1-0-1), A. Smith (0-1-1) **Oilers:(596-289-885)**

USUAL STARTING LINEUP

OFFENSE
 WR Chris Sanders (81)
 LT Brad Hopkins (72)
LG Bruce Matthews (74)
C Mark Stepnoski (53)
 RG Kevin Donnalley (77)
 RT Irv Eatman (75)
 TE Roderick Lewis (88)
 WR Willie Davis (86)
 QB Chris Chandler (12)
 Steve McNair (9)
 RB Eddie George (27)
 FB Frank Wycheck (89)

DEFENSE
 LE Anthony Cook (78)
 LT Gary Walker (96)
 RT Henry Ford (92)
 RE Robert Young (99)
 LLB Joe Bowden (58)
 MLB Barron Wortham (52)
 RLB Micheal Barrow (56)
 LCB Cns Dishman (28)
 RCB Darryl Lewis (29)
SS Blaine Bishop (23)
 FS Marcus Robertson (31)

SPECIALISTS
 K Al Del Greco (3)
 P Reggie Roby (7)

ADDITIONAL PRO BOWL
John Henry Mills

Pro Bowl

GM: Floyd Reese; Head Coach: Jeff Fisher

Asst. Coaches: Jerry Rhome (off. coord.), Steve Sidwell (def. coord.), Dick Coury (off. asst./passing game), Alan Lowry (def. asst./qual. control), Mike Munchach (off. asst./qual. control), Rex Norris (DL), Rod Perry (DB), Russ Purnell (ST), Warren "Rennie" Simmons (OL), Sherman Smith (RB), Les Steckel (WR/TE), Steve Watterson (strength & rehab.), Gregg Williams (LB)

Head Coach: Jeff Fisher

Postseason: 0-0

Standings: 2nd AFC Central (tied)

DATE	OPPONENT	SCORE	WL	ATT
Sep. 3	at Jacksonville	10-3	W	72,363
Sep. 10	PITTSBURGH	17-34	L	44,122
Sep. 17	CLEVELAND	7-14	L	36,077
Sep. 24	at Cincinnati	38-28	W	46,332
Oct. 1	JACKSONVILLE	16-17	L	36,346
Oct. 8	at Minnesota	17-23*	L	56,430
Oct. 15	BYE			
Oct. 22	at Chicago	32-35	L	63,545
Oct. 29	TAMPA BAY	19-7	W	31,489
Nov. 5	at Cleveland	37-10	W	57,881
Nov. 12	CINCINNATI	25-32	L	32,998
Nov. 19	at Kansas City	13-20	L	77,576
Nov. 26	DENVER	42-33	W	36,113
Dec. 3	at Pittsburgh	7-21	L	56,013
Dec. 10	DETROIT	17-24	L	35,842
Dec. 17	NY JETS	23-6	W	35,873
Dec. 24	at Buffalo	28-17	W	45,253
*Overtime				

	OILERS	OPP
TOTAL FIRST DOWNS	295	267
Rushing	109	85
Passing	157	157
Penalty	29	25
3rd Down: Made/Att	99/228	71/212
3rd Down Pct.	43.4	33.5
4th Down: Made/Att	7/12	5/15
4th Down Pct.	58.3	33.3
POSSESSION AVG.	32.12	27.48
TOTAL NET YARDS	4905	4651
Avg. Per Game	306.6	290.7
Total Plays	1046	983
Avg. Per Play	4.7	4.7
NET YARDS RUSHING	1664	1526
Avg. Per Game	104.0	95.4
Total Rushes	478	400
NET YARDS PASSING	3241	3125
Avg. Per Game	202.6	195.3
Sacked/Yards Lost	32/271	30/200
Gross Yards	3512	3325
Att./Comp.	536/314	553/289
Completion Pct.	58.6	52.3
Had Intercepted	1	21
POINTS/AVERAGE	79/40.3	86/42.4
NET PUNTING AVG.	79/34.6	86/36.2
PENALTIES/YARDS	98/791	118/962
FUMBLES/BALL LOST	36/20	28/17
TOUCHDOWNS	38	38
Rushing	12	11
Passing	22	24
Returns	4	3

BY PERIODS	1	2	3	4	OTPTS
Oilers	70	103	85	90	348
Opponents	83	98	36	101	6 324

SCORING	TD	RU	PA	PAT	FG	S	TP
Del Greco	0	0	0	0	33/33	27/31	0 114
Sanders	9	0	0	0	0	0	54
Jeffries	8	0	0	0	0	0	48
R. Thomas	7	5	2	0	0	0	44
Butts	4	4	0	0	0	0	24
Chandler	2	2	0	0	0	0	14
Wycheck	2	1	0	0	0	0	12
Bishop	1	0	0	0	0	0	6
Cecil	1	0	0	0	0	0	6
D. Lewis	1	0	0	0	0	0	6
T. McNair	1	0	0	0	0	0	6
Robinson	1	0	0	0	0	0	6
Seaborn	1	0	0	0	0	0	6
Cook	0	0	0	0	0	1	2
Oilers	38	12	24	4	33/33	27/31	1 348
Opponents	38	11	24	3	35/35	19/24	2 324

2-point conversions: Chandler, R. Thomas
Oilers 2-5, Opponents 0-2

PASSING	ATT	CMP	PCT	YARDS	YDS/ATT	TD	INT	LG	SK/YDS	RATING
Chandler	356	225	63.2	2460	6.91	17	10	76†	21/173	87.8
Furrer	99	48	48.5	483	4.88	2	7	48	5/35	60.7
McNair	80	41	51.3	569	7.11	3	1	53	6/63	81.1
Camarillo	1	0	0.0	0	0.0	0	0	0	0/0	39.6
Oilers	536	314	58.6	3512	6.55	22	18	76†	32/271	77.9
Opponents	553	289	52.3	3325	6.01	24	21	76†	30/200	69.3

GM: Floyd Reese; Head Coach: Jeff Fisher
Asst. Coaches: Jerry Rhome (off. coord.), Steve Sidwell (def. coord.), Larry Beightol (OL), Dick Coury (off. asst./passing game), Mike Munchak (off. asst./qual. control), Rex Norris (DL), Clancy Pendergast (def. asst./qual. control), Rod Perry (DB), Russ Purnell (ST), Sherman Smith (RB), Les Steckel (WR/TE), Trooper Taylor (minority intern), Steve Watterson (strength & rehab.), Gregg Williams (LB)

RUSHING	NO	YDS	AVG	LG	TD
R. Thomas	251	947	3.8	74	5
Brown	86	293	3.4	21	0
Butts	71	185	2.6	9	4
T. McNair	19	136	7.2	22	0
Chandler	28	58	2.1	9	2
S. McNair	11	38	3.5	13	0
Furrer	8	20	2.5	11	0
Hannah	1	5	5.0	5	0
Wycheck	1	1	1.0	11	1
Sanders	2	-19	-9.5	-6	0
Oilers	478	1664	3.5	74†	12
Opponents	400	1526	3.8	60†	11

RECEIVING	NO	YDS	AVG	LG	TD
Jeffries	61	684	11.2	35†	8
T. McNair	60	501	8.4	25	1
Wycheck	40	471	11.8	36†	1
R. Thomas	39	204	5.2	19	2
Sanders	35	823	23.5	76†	9
Russell	24	321	13.4	57	0
R. Lewis	16	116	7.3	16	0
Seaborn	12	167	13.9	34	1
Hannah	10	142	14.2	42	0
Roan	8	46	5.8	11	0
Brown	6	16	2.7	7	0
Butts	2	10	5.0	10	0
Lundy	1	11	11.0	11	0
Oilers	314	3512	11.2	76†	22
Opponents	289	3325	11.5	76†	24

INTERCEPTIONS	NO	YDS	AVG	LG	TD
D. Lewis	6	145	24.2	98†	1
Cecil	3	35	11.7	20†	1
Dishman	3	17	5.7	17	0
Barnes	2	6	3.0	6	0
Harris	2	0	0.0	0	0
Jackson	2	0	0.0	0	0
Bishop	1	62	62.0	62†	1
Robinson	1	49	49.0	49†	1
Davidson	1	3	3.0	3	0
Oilers	21	317	15.1	98†	4
Opponents	18	265	14.7	32†	1

PUNTING	NO	YDS	AVG	NET	TB	INT	LG	B
Camarillo	77	3165	41.1	34.8	8	26	60	1
Del Greco	1	15	15.0	15.0	0	0	15	0
Oilers	79	3180	40.3	34.6	8	26	60	1
Opponents	86	3645	42.4	36.1	10	29	58	0

PUNT RETURNS	NO	FC	YDS	AVG	LG	TD
Gray	30	20	303	10.1	20	0
Hannah	5	1	36	7.2	11	0
Oilers	35	21	339	9.7	20	0
Opponents	35	17	288	8.2	72†	1

KICKOFF RETURNS	NO	YDS	AVG	LG	TD
Gray	53	1183	22.3	54	0
R. Thomas	3	48	16.0	23	0
Butts	2	14	7.0	14	0
Lundy	2	28	14.0	17	0
Barnes	1	-4	-4.0	-4	0
Bowden	1	6	6.0	6	0
R. Lewis	1	5	5.0	5	0
Worham	1	3	3.0	3	0
Oilers	64	1277	20.0	54	0
Opponents	78	1467	18.8	47	0

FIELD GOALS	1-19	20-29	30-39	40-49	50+
Del Greco	3/3	3/3	8/8	10/12	3/5
Oilers	3/3	3/3	8/8	10/12	3/5
Opponents	0/0	7/7	5/7	6/8	1/2

Del Greco: (19G) (43G) (41N)
(29G,53G,32G,52N) (19G,50G,44G)
(46N,39G) (19G,45G,41G,50N,39G)
(44G,45G,37G) (40G,34G,34G,23G) (0 0)
(17-4T) (49G,53G,24G) (39G,33G)
Opponents: (36N,26G) (42G,40G) (0 0)
(22G) (38G) (28G,22G,47G,35G) (38N)
(50N,20G) (33G,49G,27G) (47G,21G)
(56G,48N,35G) (0) (36G,49N) (0) (44G)

SACKS
Cook 4.5, Ford 4.5, Robinson 3.5, Barrow 3.0,
Walker 2.5, Davidson 2.0, Montgomery 2.0,
Bishop 1.5, McGhee 1.5, Bowden 1.0,
Childress 1.0, Jackson 1.0, D. Lewis 1.0,
Worham 1.0
Oilers 30.0, Opponents 32.0

TACKLES (Solo, Assists, Total)
Bishop (75-22-97), Barrow (54-32-86),
Robinson (48-24-72), Cecil (44-16-60), D.
Lewis (50-8-58), Dishman (48-10-58),
Bowden (38-13-51), Montgomery (26-20-46),
Ford (27-16-43), Worham (23-15-38),
Walker (22-10-32), Davidson (16-16-32),
Barnes (21-2-23), Cook (13-9-22), Jackson
(17-4-21), O. Harris (10-9-19), Veasey (14-3-
17), Childress (8-7-15), A. Smith (5-2-7),
McGhee (4-3-7), T. Hunter (6-0-6), Evans (2-
1-3), Robertson (2-0-2), Hall (1-1-2), Logan
(1-0-1)
Oilers:(575-243-818)

USUAL PLAYING LINEUP

OFFENSE
WR Haywood Jeffries (84)
LT Brad Hopkins (72)
LG Bruce Matthews (54)
C Mark Stepanoski (73)
RG Kevin Donnalley (77)
RT David Williams (73)
Irv Eatman (75)
TE Frank Wycheck (89)
WR Chris Sanders (81)
QB Chris Chandler (12)
RB Rodney Thomas (20)
FB Todd McNair (48)

DEFENSE
LE Kenny Davidson (90)
Anthony Cook (78)
LT Gary Walker (86)
Ray Childress (79)
RT Glenn Montgomery (94)
RE Henry Ford (92)
LLB Eddie Robinson (50)
MLB Michael Barrow (56)
MLB Joe Bowden (58)
LCB Cris Dishman (28)
CB Darryll Lewis (29)
SS Blaine Bishop (23)
FS Chuck Cecil (26)

SPECIALISTS
K Al Del Greco (3)
P Rich Camarillo (16)

Pro Bowl

Front Office
Coaching Staff
Players
Rookies
2009 Season
Records
HISTORY
Playoff History
Sidelines

1994 SEASON (2-14)

Head Coach: Jack Pardee (10 games) **Postseason:** 0-0 **Standings:** 4th AFC Central
Jeff Fisher (Last 6 games)

DATE	OPPONENT	SCORE	WL	ATT
Sep. 4	at Indianapolis	21-45	L	47,372
Sep. 11	at Dallas	17-20	L	64,402
Sep. 18	BUFFALO	7-15	L	55,424
Sep. 25	CINCINNATI	20-13	W	44,253
Oct. 3	at Pittsburgh	14-30	L	57,274
Oct. 9	BYE			
Oct. 13	CLEVELAND	8-11	L	50-364
Oct. 24	at Philadelphia	6-21	L	65,233
Oct. 30	at L.A. Raiders	14-17	L	40,473
Nov. 6	PITTSBURGH	9-12*	L	47,822
Nov. 13	at Cincinnati	31-34	L	54,908
Nov. 21	NY GIANTS	10-13	L	53,201
Nov. 27	at Cleveland	10-34	L	65,088
Dec. 4	ARIZONA	12-30	L	39,821
Dec. 11	SEATTLE	14-16	L	31,453
Dec. 18	at Kansas City	9-31	L	79,319
Dec. 24	NY JETS	24-10	W	31,176

OILERS		OPP
TOTAL FIRST DOWNS	278	275
Rushing	97	112
Passing	158	132
Penalty	23	31
3rd Down: Made/Att	78/224	80/219
3rd Down Pct.	34.8	36.5
4th Down: Made/Att	9/18	3/10
4th Down Pct.	50.0	30.0

POSSESSION AVG.	29:06	30:54
TOTAL NET YARDS	4481	4915
Avg. Per Game	280.1	307.2
Total Plays	1036	971
Avg. Per Play	4.3	5.1
NET YARDS RUSHING	1682	2120
Avg. Per Game	105.1	132.5
Total Rushes	417	540
NET YARDS PASSING	2799	2795
Avg. Per Game	174.9	174.7
Sacked/Yards Lost	65/417	31/168
Gross Yards	3216	2963
Att./Comp.	554/274	400/221
Completion Pct.	49.5	55.3
Had Intercepted	17	14

PUNTS/AVERAGE	96/42.9	82/42.0
NET PUNTING AVG.	96/36.4	82/36.9
PENALTIES/YARDS	115/959	102/807
FUMBLES/BALL LOST	42/25	20/12
TOUCHDOWNS	25	37
Rushing	10	17
Passing	13	18
Returns	2	2

BY PERIODS	1	2	3	4	OTPTS	
Oilers	45	56	25	100	0	226
Opponents	57	122	60	110	3	356

SCORING	TD	RU	PA	PAT	FG	S	TP		
Del Greco	0	0	0	0	18	18	16/20	0	66
Jeffries	6	0	0	0	0	0	0	42	0
G. Brown	5	4	1	0	0	0	0	30	0
White	4	3	1	0	0	0	0	24	0
Givins	2	0	1	1	0	0	0	12	0
Slaughter	2	0	2	0	0	0	0	12	0
Tolliver	2	2	0	0	0	0	0	12	0
Carter	1	0	1	0	0	0	0	6	0
Coleman	1	0	1	0	0	0	0	6	0
Dishman	1	0	0	1	0	0	0	6	0
Richardson	1	1	0	0	0	0	0	6	0
R. Brown	0	0	0	0	0	0	0	2	0
Lathon	0	0	0	0	0	0	0	2	0
Oilers	25	10	13	2	18	18	16/20	1	226
Opponents	37	17	18	2	34	35	30/31	1	352

2-point conversions: Jeffries 3, R. Brown
 Oilers 4-7, Opponents 2-2

PASSING	ATT	CMP	PCT	YARDS	YDS/ATT	TD	INT	LG	SK/YDS	RATING
Tolliver	240	121	50.4	1287	5.36	6	7	44	27/166	62.6
Richardson	181	94	51.9	1202	6.64	6	6	76T	23/136	70.3
Carlson	132	59	44.7	727	5.51	1	4	81	15/115	52.2
Camarillo	1	0	0.00	0	0.00	0	0	0	0/0	39.6
Oilers	554	274	49.5	3216	5.81	13	17	81	65/417	62.5
Opponents	400	221	55.3	2963	7.41	18	14	55	31/168	79.4

RUSHING	NO	YDS	AVG	LG	TD
White	191	757	4.0	33	3
G. Brown	169	648	3.8	18	4
Richardson	30	217	7.2	18	1
Tolliver	12	37	3.1	10	2
Carlson	10	17	1.7	6	0
Tillman	2	12	6.0	9	0
Coleman	1	2	2.0	2	0
Wellman	1	-3	-3.0	-3	0
Givins	1	-5	-5.0	-5	0
Oilers	417	1682	4.0	33	10
Opponents	540	2120	3.9	52	17

RECEIVING	NO	YDS	AVG	LG	TD
Slaughter	68	846	12.4	57	2
Jeffries	68	783	11.5	50	6
Givins	36	521	14.5	76T	1
White	21	188	9.0	41	1
Coleman	20	298	14.9	81	1
G. Brown	18	194	10.8	24	1
Carter	11	74	6.7	19	1
Wellman	10	112	11.2	25	0
McNair	8	78	9.8	21	0
R. Lewis	4	48	12.0	19	0
R. Brown	4	34	8.5	11	0
Hannah	3	24	8.0	11	0
Maston	2	12	6.0	10	0
Mills	1	4	4.0	4	0
Oilers	274	3216	11.7	81	13
Opponents	221	2963	13.4	55	18

INTERCEPTIONS	NO	YDS	AVG	LG	TD
D. Lewis	5	57	11.4	20	0
Dishman	4	74	18.5	38	1
Robertson	3	90	30.0	41	0
Bishop	1	21	21.0	21	0
St. Jackson	1	0	0.0	0	0
Oilers	14	242	17.3	41	1
Opponents	17	188	11.1	41	0

PUNTING	NO	YDS	AVG	NET	TB	IN	LG	B
Camarillo	96	4115	42.9	36.4	9	35	58	0
Oilers	96	4115	42.9	36.4	9	35	58	0
Opponents	82	3443	42.0	36.9	7	31	56	0

PUNT RETURNS	NO	FC	YDS	AVG	LG	TD
Givins	37	9	210	5.7	78T	1
Hannah	9	0	58	6.4	13	0
Coleman	2	2	13	6.5	10	0
Dishman	1	0	0	0.0	0	0
Robertson	1	1	0	0.0	0	0
Oilers	50	12	281	5.6	78T	1
Opponents	50	16	438	8.8	82T	1

KICKOFF RETURNS	NO	YDS	AVG	LG	TD
McNair	23	481	20.9	44	0
Mills	15	282	18.8	34	0
St. Jackson	14	285	20.4	40	0
White	8	167	20.9	28	0
Hannah	5	116	23.2	39	0
Tillman	4	51	12.8	19	0
Bishop	2	18	9.0	11	0
Teeter	2	9	4.5	9	0
Givins	1	-27	-27.0	-27	0
Oilers	74	1436	19.4	44	0
Opponents	48	832	17.3	35	0

FIELD GOALS	1-19/20	20-29	30-39	40-49/50+	
Del Greco	0/0	4/5	4/4	7/8	1/3
Oilers	0/0	4/5	4/4	7/8	1/3
Opponents	0/0	10/10	7/7	11/11	2/3

Del Greco:	(55N) (41G) () (45G,24G) (48N) (29N) (21G,24G) (52N) (32G,49G,38G) (34G) (43G) (42G) (38G) () (48G) (28G,50G,42G)
Opponents:	(42G) (45G,29G) (37G,42G,48G,29G,48G) (21G,49G) (42G,25G,22G) (50N,35G) () (35G) (50G,39G,37G,40G) (50G,40G) (26G,37G) (37G,23G) (25G,23G) (40G) (21G) (49G)

SACKS
 Lathon 8.5, Childress 6.0, Davidson 6.0,
 Montgomery 3.0, Barrow 2.5, A. Smith 2.5,
 Bishop 1.5, St. Jackson 1.0
Oilers 31.0, Opponents 65.0

TACKLES (Solo, Assists, Total)
 A. Smith (97-45-142), Bishop (75-37-112),
 Robertson (80-31-111), Barrow (57-37-94),
 Childress (49-19-68), Davidson (47-21-68),
 Dishman (53-13-66), Robinson (41-25-66),
 Montgomery (45-19-64), D. Lewis (43-12-55),
 Lathon (36-16-52), McDowell (18-6-24),
 Bowden (7-6-13), St. Jackson (10-2-12),
 Ford (10-1-11), Teeter (7-0-7), Orlando (5-1-6),
 McCants (3-2-5), Davis (2-0-2), Farnyriaz (1-0-1)

Oilers: (716-304-1020)

USUAL STARTING LINEUP

- OFFENSE**
 WR Haywood Jeffries (80)
 WR Webster Slaughter (84)
 LT Brad Hopkins (72)
 LG John Flannery (55)
 C **Bruce Matthews (74)**
 RG Kevin Donnalley (77)
 RT David Williams (75)
 TE Pat Carter (85)
 WR Ernest Givins (81)
 QB Billy Joe Tolliver(11)
 Cody Carlson (14)
 Bucky Richardson (7)
 RB Lorenzo White (44)
 FB Gary Brown (33)

- DEFENSE**
 LE Kenny Davidson (90)
 LT Ray Childress (79)
 RT Glenn Montgomery (94)
 RE Lamar Lathon (57)
 LLB Eddie Robinson (50)
 MLB Al Smith (54)
 RLB Michael Barrow (56)
 RCB Chris Dishman (28)
 RCB Darryll Lewis (29)
 SS Blaine Bishop (23)
 FS Marcus Robertson (31)

- SPECIALISTS**
 K Al Del Greco (3)
 P Rich Camarillo (16)

Pro Bowl

GM: Floyd Reese; **Head Coach:** Jack Pardee (10 games), Jeff Fisher (six games)
Asst. Coaches: Kevin Gilbride (asst. head coach/off.), Dick Coury (off. coord.), Jeff Fisher (def. coord.*), Charlie Baggett (WR), Tom Bettis (DB), Frank Bush (qu. control), Frank Novak (ST/RB), Jim Stanley (DL), Steve Watterson (strength & rehab.), Gregg Williams (LB), Bob Young (OL)
 *Coord. for first 10 games; head coach last six games

Head Coach: Jack Pardee

Postseason: 0-1

Standings: 1st AFC Central

DATE	OPPONENT	SCORE	W/L	ATT
Sep. 5	at New Orleans	21-33	L	69,029
Sep. 12	KANSAS CITY	30-0	W	59,780
Sep. 19	at San Diego	17-18	L	58,519
Sep. 26	L.A. RAMS	13-28	L	53,072
Oct. 3	BYE			
Oct. 11	at Buffalo	7-35	L	79,613
Oct. 17	at New England	28-14	W	51,037
Oct. 24	CINCINNATI	28-12	W	50,039
Oct. 31	BYE			
Nov. 7	SEATTLE	24-14	W	50,447
Nov. 14	at Cincinnati	38-3	W	42,347
Nov. 21	at Cleveland	27-20	W	71,668
Nov. 28	PITTSBURGH	23-3	W	61,238
Dec. 5	ATLANTA	33-17	W	58,186
Dec. 12	CLEVELAND	19-17	W	58,720
Dec. 19	at Pittsburgh	26-17	W	57,592
Dec. 25	at San Francisco	10-7	W	61,744
Jan. 2	NY JETS	24-0	W	61,040
Jan. 16	KANSAS CITY	20-28	L	64,011

TOTAL FIRST DOWNS		OILERS	OPP
Rushing	101	73	
Passing	208	184	
Penalty	21	32	
3rd Down: Made/Att	94/211	64/208	
3rd Down Pct.	44.5	30.8	
4th Down: Made/Att	3/12	12/24	
4th Down Pct.	25.0	50.0	
POSSESSION AVG.	31.48	28.12	
TOTAL NET YARDS	5658	4874	
Avg. Per Game	353.6	304.6	
Total Plays	1066	1003	
Avg. Per Play	5.3	4.9	
NET YARDS RUSHING	1792	1273	
Avg. Per Game	112.0	79.6	
Total Rushes	409	369	
NET YARDS PASSING	3866	3601	
Avg. Per Game	241.6	225.1	
Sacked/Yards Lost	43/279	52/315	
Gross Yards	4145	3914	
Att./Comp.	614/357	582/302	
Completion Pct.	58.1	51.9	
Had Intercepted	25	296	
PUNTS/AVERAGE	56/45.3	79/43.7	
NET PUNTING AVG.	56/38.7	79/36.9	
PENALTIES/YARDS	132/1005	103/791	
FUMBLES/BALL LOST	37/20	32/17	
TOUCHDOWNS	40	26	
Rushing	11	9	
Passing	23	16	
Returns	6	1	

BY PERIODS	1	2	3	4	OTPTS
Oilers	68	131	75	94	0 368
Opponents	40	73	50	75	0 238

SCORING	TD	RU	PA	RT	PAT	FG	S	TP
Del Greco	0	0	0	0	39/40	29/34	0	126
G. Brown	8	6	2	0	0	0	0	48
Jeffries	6	0	6	0	0	0	0	36
Slaughter	5	0	5	0	0	0	0	30
Givins	4	0	4	0	0	0	0	24
Duncan	3	0	3	0	0	0	0	18
Carlson	2	2	0	0	0	0	0	12
White	2	2	0	0	0	0	0	12
Childress	1	0	0	1	0	0	0	6
Dishman	1	0	0	1	0	0	0	6
Harris	1	0	1	0	0	0	0	6
Jackson	1	0	0	1	0	0	0	6
Lewis	1	0	0	1	0	0	0	6
Moon	1	1	0	0	0	0	0	6
Orlando	1	0	0	1	0	0	0	6
Robertson	1	0	0	1	0	0	0	6
Tillman	1	0	1	0	0	0	0	6
Wellman	1	0	1	0	0	0	0	6
Oilers	40	11	26	6	39/40	29/34	0	368
Opponents	26	9	16	1	25/26	19/28	0	238

PASSING	ATT	CMP	PCT	YARDS	YDS/ATT	TD	INT	LG	SK/YDS	RATING
Moon	520	303	58.3	3485	6.70	21	21	80t	34/218	75.2
Carlson	90	51	56.7	605	6.72	2	4	47	8/53	66.2
Richardson	4	3	75.0	55	13.75	0	0	34	1/8	116.7
Oilers	614	357	58.1	4145	6.75	23	25	80t	43/279	74.2
Opponents	582	302	51.9	3914	6.73	16	26	53t	52/313	63.9

GM: Mike Holovak; Head Coach: Jack Pardee

Asst. Coaches: Kevin Gilbride (off. coord.), Buddy Ryan (def. coord.), Charlie Baggett (WR), Tom Bettis (DB), Frank Bush (qual. control), Ronnie Jones (LB), Frank Novak (RB), Jim Stanley (DL), Steve Watterson (strength & rehab.), Gregg Williams (ST), Bob Young (OL)

RUSHING	NO	YDS	AVG	LG	TD
G. Brown	195	1002	5.1	26	6
White	131	465	3.5	14	2
Moon	48	145	3.0	35	1
Tillman	9	94	10.4	34	0
Carlson	14	41	2.9	10t	2
Givins	6	19	3.2	16	0
Maston	1	10	10.0	10	0
Richardson	2	9	4.5	11	0
Wellman	2	6	3.0	4	0
Coleman	1	1	1.0	1	0
Oilers	409	1792	4.4	35	11
Opponents	369	1273	3.4	29	9

RECEIVING	NO	YDS	AVG	LG	TD
Slaughter	77	904	11.7	41	5
Givins	68	887	13.0	80t	4
Jeffries	66	753	11.4	66t	6
Duncan	41	456	11.1	47	3
White	34	229	6.7	20	0
Wellman	31	430	13.9	44	1
G. Brown	21	240	11.4	38t	2
Coleman	9	129	14.3	25	0
Harris	4	53	13.3	17t	1
R. Brown	2	30	15.0	26	0
Maston	1	14	14.0	14	0
Norgard	1	13	13.0	13	0
Tillman	1	4	4.0	4t	1
Drewrey	1	3	3.0	3	0
Oilers	357	4145	11.6	80t	23
Opponents	302	3914	13.0	53t	16

INTERCEPTIONS	NO	YDS	AVG	LG	TD
Robertson	7	137	19.6	69	0
Dishman	6	74	12.3	30	0
Jackson	5	54	10.8	22t	1
Orlando	3	68	22.7	38t	1
McDowell	3	31	10.3	13	0
Lewis	1	47	47.0	47t	1
Bishop	1	1	1.0	1	0
Oilers	26	412	15.8	69	3
Opponents	25	309	12.4	42	0

PUNTING	NO	YDS	AVG	NET	TB	IN	LG	B
Montgomery	54	2462	45.6	39.1	5	13	77	0
Sullivan (TM)	2	73	36.5	26.5	1	1	37	0
Oilers	56	2535	45.3	38.7	6	14	77	0
Opponents	79	3454	43.7	36.9	13	15	71	1

PUNT RETURNS	NO	FC	YDS	AVG	LG	TD
Drewrey	41	19	275	6.7	18	0
Oilers	41	19	275	6.7	18	0
Opponents	28	5	249	8.9	30	0

KICKOFF RETURNS	NO	YDS	AVG	LG	TD
Drewrey	15	293	19.5	34	0
Mills	11	230	20.9	37	0
Coleman	3	37	12.3	16	0
G. Brown	2	29	14.5	16	0
Oilers	31	589	19.0	37	0
Opponents	60	1062	17.7	36	0

FIELD GOALS	1-19/20-29	30-39/40-49/50+
Del Greco	0/0	13/13
Oilers	0/0	13/13
Opponents	1/1	6/7

Del Greco	(50N)	(25G,22G,50G)	(27G)
(52G,25G)	()	()	()
(33G,51G,39G)	(39G)		
(34N,28G,30G)	(43G,21G,28G)		
(52G,43G,56N,52N,21G,36G)			
(27G,48G,49G,25G)			
(41N,34G,22G,33G,21G)	(24G)	(38G)	
Opponents:	(28G,37G,18G,47G)	(46N)	
(34G,34G,27G,27G,36G,27G)	(47N)	(54N)	
(42B)	(53G,50G)	()	(46G)
(21G,44G)	(42G)		
(30G)	(53G,46N,56N)	(26G)	(47N,24B)
(36N)			

SACKS
Jones 13.0, Fuller 10.0, Childress 9.0, Gl. Montgomery 6.0, L. Williams 3.0, Lathon 2.0, Marshall 2.0, Barrow 1.0, Bishop 1.0, McDowell 1.0, Robinson 1.0, Teeter 1.0, Bowden 1.0
Oilers 52.0, Opponents 43.0

TACKLES (Solo, Assists, Total)
Smith (67-28-95), Robertson (62-20-82), Dishman (68-10-78), McDowell (56-19-75), Childress (45-13-58), Robinson (42-15-57), Jackson (45-10-55), S. Jones (42-12-54), Gl. Montgomery (35-10-45), Lathon (29-10-45), Fuller (29-8-37), Marshall (28-9-37), Bowden (19-9-28), Bishop (24-3-27), Barrow (21-5-26), Orlando (16-2-18), L. Williams (8-8-16), Lewis (13-1-14), T. Brown (4-0-4), McCants (4-0-4), Teeter (3-2-5), Hoage (3-0-3)

USUAL STARTING LINEUP

OFFENSE
WR Haywood Jeffries (84)
WR Webster Slaughter (89)
LT Brad Hopkins (72)
LG Mike Munchack (63)
C Bruce Matthews (74)
RT Doug Dawson (66)
RT David Williams (73)
WR Ernest Givins (81)
WR Curtis Duncan (80)
QB Warren Moon (1)
RB Gary Brown (33)
Lorenzo White (44)

DEFENSE
LE William Fuller (95)
LT Ray Childress (79)
RT Glenn Montgomery (94)
RE Sean Jones (96)
LLB Eddie Robinson (50)
MLB Al Smith (54)
RLB Wilber Marshall (58)
LCB Cris Dishman (28)
RCB Steve Jackson (24)
SS Bubba McDowell (25)
FS Marcus Robertson (31)

SPECIALISTS
K Al Del Greco (3)
P Greg Montgomery (9)

Pro Bowl
All-Pro

Front Office

Coaching Staff

Players

Rookies

2008 Season

Records

HISTORY

Playoff History

Sidelines

1992 SEASON [10-6]

Head Coach: Jack Pardee

Postseason: 0-1

Standings: 2nd AFC Central

Front Office

Coaching Staff

Players

Rookies

2008 Season

Records

HISTORY

Playoff History

Sidelines

DATE	OPPONENT	SCORE	WL	ATT
Sep. 6	PITTSBURGH	24-29	L	63,713
Sep. 13	at Indianapolis	20-10	W	44,851
Sep. 20	KANSAS CITY	23-20*	W	60,955
Sep. 27	SAN DIEGO	27-0	W	57,491
Oct. 4	BYE			
Oct. 11	at Cincinnati	38-24	W	54,254
Oct. 18	at Denver	21-27	L	74,827
Oct. 25	CINCINNATI	26-10	W	58,701
Nov. 1	at Pittsburgh	20-21	L	58,074
Nov. 8	CLEVELAND	14-24	L	57,348
Nov. 15	at Minnesota	17-13	W	56,726
Nov. 22	at Miami	16-19	L	63,597
Nov. 26	at Detroit	24-21	W	73,711
Dec. 7	CHICAGO	24-7	W	62,193
Dec. 13	GREEN BAY	14-16	L	57,295
Dec. 20	at Cleveland	17-14	W	59,898
Dec. 27	BUFFALO	27-3	W	61,742
Jan. 3	at Buffalo	38-41*	L	75,141

	OILERS	OPP
TOTAL FIRST DOWNS	339	254
Rushing	101	93
Passing	217	139
Penalty	21	22
3rd Down: Made/Att	72/170	68/194
3rd Down Pct.	42.4	35.1
4th Down: Made/Att	3/9	7/14
4th Down Pct.	33.3	50.0
POSSESSION AVG.	31.09	28.51
TOTAL NET YARDS	5655	4211
Avg. Per Game	353.4	263.2
Total Plays	958	907
Avg. Per Play	5.9	4.6
NET YARDS RUSHING	1626	1634
Avg. Per Game	101.6	102.1
Total Rushes	353	412
NET YARDS PASSING	4029	2577
Avg. Per Game	251.8	161.1
Sacked/Yards Lost	32/202	50/321
Gross Yards	4231	2898
Att./Comp.	573/373	445/248
Completion Pct.	65.1	55.7
Had Intercepted	23	20
PUNTS/AVERAGE	55/45.2	68/43.2
NET PUNTING AVG.	55/37.3	68/38.6
PENALTIES/YARDS	111/824	114/886
FUMBLES/BALL LOST	28/12	24/11
TOUCHDOWNS	41	28
Rushing	10	6
Passing	27	20
Returns	4	2

BY PERIODS	1	2	3	4	OTPTS
Oilers	81	75	80	113	3 352
Opponents	23	96	50	89	0 258

SCORING	TD	RU	PA	RT	PAT	FG	SK	TP
Del Greco	0	0	0	0	41/41	21/27	0	104
Givins	10	0	10	0	0	0	0	60
Jeffries	9	0	9	0	0	0	0	54
White	8	7	1	0	0	0	0	48
Slaughter	4	0	4	0	0	0	0	24
L. Harris	2	0	2	0	0	0	0	12
G. Brown	1	1	0	0	0	0	0	6
Carlson	1	1	0	0	0	0	0	6
Childress	1	0	1	0	0	0	0	6
Duncan	1	0	1	0	0	0	0	6
Fuller	1	0	1	0	0	0	0	6
McDowell	1	0	1	0	0	0	0	6
Meads	1	0	1	0	0	0	0	6
Moon	1	1	0	0	0	0	0	6
Oilers	41	10	27	4	41/41	21/27	1	352
Opponents	28	6	20	2	27/28	21/26	0	258

PASSING	ATT	CMP	PCT	YARDS	YDS/ATT	TD	INT	LG	SK/YDS	RATING
Moon	346	224	64.7	2521	7.29	18	12	72	16/105	89.3
Carlson	227	149	65.6	1710	7.53	9	11	65	15/90	81.2
Richardson	0	0	0.0	0	0.0	0	0	0	1/7	0
Oilers	573	373	65.1	4231	7.38	27	23	72	32/202	86.1
Opponents	445	248	55.7	2898	6.51	20	20	77	50/321	71.9

GM: Mike Holovak; Head Coach: Jack Pardee
 Asst. Coaches: Kevin Gilbride (off. coord.), Jim Eddy (def. coord.), Frank Bush (LB), Frank Novak (RB), Chris Palmer (WR), Richard Smith (ST/asst. OL), Jim Stanley (DL), Steve Watterson (strength & rehab.), Gregg Williams (qual. control coord.), Bob Young (OL)

RUSHING	NO	YDS	AVG	LG	TD
White	265	1226	4.6	44	7
Moon	27	147	5.4	23	1
G. Brown	19	87	4.6	26	1
Carlson	27	77	2.9	13	1
Givins	7	75	10.7	44	0
Slaughter	3	20	6.7	10	0
L. Harris	1	8	8.0	8	0
Tillman	1	1	1.0	1	0
Richardson	1	-1	-1.0	-1	0
Gr. Montgomery	2	-14	-7.0	0	0
Oilers	353	1626	4.6	44	10
Opponents	412	1634	4.0	67	6

RECEIVING	NO	YDS	AVG	LG	TD
Jeffries	90	913	10.1	47	6
Duncan	82	954	11.6	72	1
Givins	67	787	11.7	41	10
White	57	641	11.2	69	1
Slaughter	39	486	12.5	36	4
L. Harris	35	435	12.4	47	2
Coleman	2	10	5.0	6	0
G. Brown	1	5	5.0	5	0
Oilers	373	4231	11.3	72	27
Opponents	248	2898	11.7	77	20

INTERCEPTIONS	NO	YDS	AVG	LG	TD
Gray	6	24	4.0	22	0
McDowell	3	52	17.3	26	1
Dishman	3	34	11.3	17	0
Jackson	3	18	6.0	18	0
Robertson	1	27	27.0	27	0
A. Smith	1	26	26.0	26	0
Dumas	1	0	0.0	0	0
Graf	1	0	0.0	0	0
Jones	1	0	0.0	0	0
Oilers	20	181	9.1	27	1
Opponents	23	367	16.0	57	0

PUNTING	NO	YDS	AVG	NET	TB	IN	LG	B
Montgomery	53	2487	46.9	37.3	9	14	66	2
Oilers	55	2487	45.2	37.3	9	14	66	2
Opponents	68	2939	43.2	38.6	6	23	65	1

PUNT RETURNS	NO	FC	YDS	AVG	LG	TD
Slaughter	20	8	142	7.1	20	0
Coleman	7	4	35	5.0	19	0
C. Harris	6	0	17	2.8	13	0
Oilers	33	12	194	5.9	20	0
Opponents	31	2	255	8.2	25	0

KICKOFF RETURNS	NO	YDS	AVG	LG	TD
Coleman	14	290	20.7	28	0
C. Harris	10	206	20.6	42	0
Tillman	10	157	15.7	33	0
Lewis	8	171	21.4	26	0
Slaughter	1	21	21.0	21	0
G. Brown	1	15	15.0	15	0
Gl. Montgomery	1	13	13.0	13	0
Flannery	1	12	12.0	12	0
Oilers	46	885	19.2	42	0
Opponents	63	989	15.7	35	0

FIELD GOALS	1-19/20	20-29	30-39/40	40-50+
Del Greco	3/3	8/9	5/6	4/8 1/1
Oilers	3/3	8/9	5/6	4/8 1/1
Opponents	0/0	6/7	7/8	5/7 3/4

Del Greco: (36G) (27G,29N,20G) (21G,54G,39G) (49G,46N) (39G) (43N) (27G,47N) (29G,19G,39N) (0) (30G) (24G,41G,23G,41N) (46N,30G) (19G) (0) (47G) (28G,18G)
Opponents: (30G, 25G, 37G) (37G) (31G, 52G, 20N) () (29G, 43N) (45G, 28G) (24G) () (44G, 52N) (42G, 51G) (38G, 40G, 29G, 52G) () () (39G, 36G, 20G) (42N) (40G, 33N)

SACKS
 Childress 13.0, L. Williams 11.0, Jones 8.5, Fuller 8, Lathon 1.5, McDowell 1.5, Alm 1.0, Graf 1.0, Jackson 1.0, Lewis 1.0, Robinson 1.0, A. Smith 1.0, Gt. Montgomery 0.5
Oilers 50.0, Opponents 32.0

TACKLES (Solo, Assists, Total)
 A. Smith (68-52-120), Childress (64-26-90), J. Gray (56-15-71), McDowell (56-15-71), Robertson (39-32-71), Lathon (40-14-54), Robinson (33-21-54), Jones (34-19-53), Fuller (42-10-52), Dishman (27-13-40), Alm (24-11-35), L. Williams (24-11-35), Jackson (22-11-33), Lewis (21-6-27), Graf (13-9-22), Dumas (13-6-19), D. Smith (11-4-14), Peguee (2-6-8), Meads (2-5-7), Gt. Montgomery (5-1-6), Seale (5-0-5), T. Brown (4-1-5), Orlando (2-3-5), R. Johnson (2-3-5), Roberts (1-0-1), Veasey (1-0-1)
Oilers:(611-294-905)

USUAL STARTING LINEUP	
OFFENSE	
WR	Haywood Jeffries (84)
WR	Webster Slaughter (89)
	Leonard Harris (83)
LT	Don Maggs (78)
LG	Mike Munchak (63)
C	Bruce Matthews (74)
RG	Doug Dawson (66)
RT	David Williams (73)
WR	Ernest Givins (81)
QB	Curtis Duncan (80)
WR	Warren Moon (1)
	Cody Carlson (6)
RB	Lorenzo White (44)
DEFENSE	
LE	William Fuller (95)
LT	Ray Childress (79)
RT	Jeff Alm (76)
WR	Chris Smith (99)
RE	Sean Jones (96)
LLB	Lamar Lathon (57)
MLB	Al Smith (54)
RLB	Eddie Robertson (50)
LCB	Cris Dishman (28)
RCB	Jerry Gray (21)
SS	Bubba McDowell (25)
FS	Marcus Robertson (31)
SPECIALISTS	
K	Al Del Greco (3)
P	Greg Montgomery (9)
Pro Bowl	
All-Pro	

1990 SEASON (9-7)

Head Coach: Jack Pardee

Postseason: 0-1

Standings: 1st AFC Central (tied)

(DATE)	OPPONENT	SCORE	WL	ATT
Sep. 9	at Atlanta	27-47	L	56,222
Sep. 16	at Pittsburgh	9-20	L	54,814
Sep. 23	INDIANAPOLIS	24-10	W	50,093
Sep. 30	at San Diego	17-7	W	48,762
Oct. 7	SAN FRANCISCO	21-24	L	59,931
Oct. 14	CINCINNATI	48-17	W	53,501
Oct. 21	NEW ORLEANS	23-10	W	57,908
Oct. 28	NY JETS	12-17	L	56,337
Nov. 4	at L.A. Rams	13-17	L	52,628
Nov. 11	BYE			
Nov. 18	at Cleveland	35-23	W	76,726
Nov. 26	BUFFALO	27-24	W	60,130
Dec. 2	at Seattle	10-13*	L	57,592
Dec. 9	CLEVELAND	58-14	W	54,469
Dec. 16	at Kansas City	27-10	W	61,756
Dec. 23	at Cincinnati	20-40	L	60,044
Dec. 30	PITTSBURGH	34-14	W	56,906
Jan. 6	at Cincinnati	14-41	L	60,012

	OILERS	OPP
TOTAL FIRST DOWNS	376	279
Rushing	97	88
Passing	251	160
Penalty	28	31
3rd Down: Made/Att	94/180	69/177
3rd Down Pct.	52.2	39.0
4th Down: Made/Att	3/12	6/13
4th Down Pct.	25.0	46.2
POSSESSION AVG.	31:35	28:25
TOTAL NET YARDS	6222	4635
Avg. Per Game	388.9	289.7
Total Plays	1006	890
Avg. Per Play	6.2	5.2
NET YARDS RUSHING	1417	1575
Avg. Per Game	88.6	98.4
Total Rushes	328	392
NET YARDS PASSING	4805	3060
Avg. Per Game	300.3	191.3
Sacked/Yards Lost	39/267	38/272
Gross Yards	5072	3332
Att./Comp.	639/399	460/267
Completion Pct.	62.4	58.0
Had Intercepted	15	21
PUNTS/AVERAGE	34/45.0	62/38.7
NET PUNTING AVG.	34/36.6	62/35.0
PENALTIES/YARDS	135/1009	134/1015
FUMBLES/BALL LOST	34/21	22/12
TOUCHDOWNS	49	37
Rushing	10	12
Passing	37	18
Returns	2	7

BY PERIODS	1	2	3	4	OTPTS	
Oilers	83	152	70	100	0	405
Opponents	54	95	71	84	3	307

SCORING	TD	RU	PA	PAT	FG	S	TP	
White	12	8	4	0	0	0	72	
Garcia	0	0	0	0	26	14/20	0	68
Givins	9	0	0	0	0	0	54	
Jeffries	8	0	0	0	0	0	48	
Zendejas	0	0	0	0	20/21	7/12	0	41
T. Jones	6	0	0	0	0	0	36	
Hill	5	0	5	0	0	0	30	
Harris	3	0	3	0	0	0	18	
Moon	2	2	0	0	0	0	12	
Duncan	1	0	1	0	0	0	6	
Ford	1	0	1	0	0	0	6	
R. Johnson	1	0	1	0	0	0	6	
Kinard	1	0	1	0	0	0	6	
Childress	0	0	0	0	0	1	2	
Oilers	49	10	37	2	46/49	21/32	1	405
Opponents	37	12	18	7	34/37	17/21	0	307

PASSING	ATT	CMP	PCT	YARDS	YDS/ATT	TD	INT	LG	SK/YDS	RATING
Moon	584	362	62.0	4689	8.03	33	13	871	36/252	96.8
Carlson	55	37	67.3	383	6.96	4	2	53t	3/15	96.3
Oilers	639	399	62.4	5072	7.94	37	15	871	39/267	96.7
Opponents	460	267	58.0	3332	7.24	18	21	78t	38/272	74.7

RUSHING	NO	YDS	AVG	LG	TD
White	168	702	4.2	22	8
Pinkett	66	268	4.1	19	0
Moon	55	215	3.9	17	2
V. Jones	14	75	5.4	14	0
Givins	3	65	21.7	31	0
Carlson	11	52	4.7	16	0
Rozier	10	42	4.2	11	0
T. Jones	1	-2	-2.0	-2	0
Oilers	328	1417	4.3	31	10
Opponents	392	1575	4.0	56t	12

RECEIVING	NO	YDS	AVG	LG	TD
Jeffries	74	1048	14.2	87t	8
Hill	74	1019	13.8	57	5
Givins	72	979	13.6	80t	9
Duncan	66	785	11.9	37t	1
White	39	368	9.4	29	4
T. Jones	30	409	13.6	47	6
Harris	13	172	13.2	42t	3
Pinkett	11	85	7.7	38	0
Ford	10	98	9.8	24	1
McNeil	5	63	12.6	16	0
Rozier	5	46	9.2	24	0
Oilers	399	5072	12.7	87t	37
Opponents	267	3332	12.5	78t	18

INTERCEPTIONS	NO	YDS	AVG	LG	TD
R. Johnson	8	100	12.5	35	1
Kinard	4	75	18.8	47	0
Dishman	4	50	12.5	42	0
McDowell	2	11	5.5	11	0
Meads	1	32	32.0	32	0
Allen	1	27	27.0	27	0
Knight	1	0	0	0	0
Oilers	21	295	14.0	47	1
Opponents	15	237	15.8	82t	2

PUNTING	NO	YDS	AVG	NET	TB	IN	LG	B
Montgomery	34	1530	45.0	36.6	5	7	60	0
Oilers	34	1530	45.0	36.6	5	7	60	0
Opponents	62	2402	38.7	35.0	3	20	55	1

PUNT RETURNS	NO	FC	YDS	AVG	LG	TD
McNeil	30	20	172	5.7	26	0
Duncan	0	1	0	--	0	0
Oilers	30	21	172	5.7	26	0
Opponents	23	0	186	7.1	52t	1

KICKOFF RETURNS	NO	YDS	AVG	LG	TD
McNeil	27	551	20.4	64	0
Ford	14	219	15.6	23	0
Pinkett	4	91	22.8	28	0
Norgard	2	0	0.0	0	0
Oilers	47	861	18.3	64	0
Opponents	71	1329	18.7	101	1

FIELD GOALS	1-19	20-29	30-39	40-49	50+
Garcia	0/0	5/5	4/5	5/7	0/3
Zendejas	0/0	2/3	3/5	2/4	0/0
Oilers	0/0	7/8	7/10	7/11	0/3
Opponents	1/1	5/6	8/8	2/4	1/2

Garcia: (0) (0) (0) (0) (0) (42G,40N,49G,52N) (22G,31G) (51N) (25G,36G) (29G) (45G) (32G,39N,26G) (29G,36G,42N) (50N,47G,45G)
 Zendejas: (0) (49N,42N) (36N,30G) (36N,27N,34G) (0) (22G,23G) (43G,45G,33G) (0) (0) (0) (0) (0) (0) (0)
 Opponents: (39G,39G,36G,51G) (31G,27G) (33G) (27N,45N) (23G) (29G) (20G,40B) (32G) (19G) (22G) (43G) (39G,42G) (0) (35G, 0) (52N)

SACKS
 S. Jones 12.5, Childress 8.0, Fuller 8.0, E. Johnson 2.5, Meads 2.5, D. Smith 2.0, A. Smith 1.0, Alm 5, McDowell 5, Gl. Montgomery .5
Oilers 38.0, Opponents 39.0

TACKLES (Solo, Assists, Total)
 A. Smith (75-26-101), Meads (65-30-95), Childress (65-20-85), McDowell (55-26-81), Kinard (52-22-74), R. Johnson (54-16-70), Grimsley (35-29-64), Dishman (42-16-58), S. Jones (34-22-56), Fuller (31-19-50), Knight (22-12-34), D. Smith (18-14-32), E. Johnson (16-16-32), Brown (23-6-29), Allen (15-2-17), Lathon (8-2-10), Alm (6-3-9), Gl. Montgomery (6-1-7), Fairs (5-2-7), Orlando (1-2-3), Thomas (2-0-2), Lyles (2-0-2)
Oilers:(632-286-918)

USUAL STARTING LINEUP	
OFFENSE	
WR	Haywood Jeffries (84)
WR	Drew Hill (85)
LT	Don Maggs (78)
LG	Mike Munchak (63)
CG	Jay Pennison(52)
RB	Bruce Matthews (74)
RT	David Williams (73)
	Dean Steinkuhler (70)
WR	Ernest Givins (81)
WR	Curtis Duncan (80)
QB	Warren Moon (1)
RB	Lorenzo White (44)
DEFENSE	
LE	William Fuller (95)
LT	Ray Childress (79)
RT	Doug Smith (99)
RE	Sean Jones (96)
RLB	John Grimsley (56)
MLB	Al Smith (54)
RLB	Johnny Meads (91)
LCB	Cris Dishman (28)
RCB	Richard Johnson (23)
SS	Bubba McDowell (25)
FS	Terry Kinard (27)
SPECIALISTS	
K	Teddy Garcia (8)
	Tony Zendejas (7)
P	Greg Montgomery (9)
Pro Bowl All-Pro	

GM: Mike Holovak; Head Coach: Jack Pardee
 Asst. Coaches: Kevin Gilbride (off. coord.), Jim Eddy (def. coord.), Frank Novak (RB), Chris Palmer (WR), Richard Smith (ST/LB), Jim Stanley (DL), Pat Thomas (DB), Steve Watterson (strength & rehab.), Bob Young (OL)

Head Coach: Jerry Glanville Postseason: 0-1 Standings: 2nd AFC Central (tied)

DATE	OPPONENT	SCORE	W/L	ATT
Sep.10	at Minnesota	7-38	L	54,015
Sep.17	at San Diego	34-27	W	42,013
Sep.24	BUFFALO	41-47*	L	57,278
Oct. 1	MIAMI	39-7	W	53,326
Oct. 8	at New England	13-23	L	59,828
Oct. 15	at Chicago	33-28	W	64,383
Oct. 22	PITTSBURGH	27-0	W	59,091
Oct. 29	at Cleveland	17-28	L	78,765
Nov. 5	DETROIT	35-31	W	48,056
Nov. 13	CINCINNATI	26-24	W	60,694
Nov. 19	L.A. RAIDERS	23-7	W	59,198
Nov. 26	at Kansas City	0-34	L	51,342
Dec. 3	at Pittsburgh	23-16	W	40,541
Dec.10	TAMPA BAY	20-17	W	54,532
Dec. 17	at Cincinnati	7-61	L	47,510
Dec. 23	CLEVELAND	20-24	L	58,852
Dec. 31	PITTSBURGH	23-26*	L	58,306

*Overtime

	OILERS	OPP
TOTAL FIRST DOWNS	327	314
Rushing	112	119
Passing	185	165
Penalty	30	30
3rd Down: Made/Att	83/203	87/191
3rd Down Pct.	40.9	45.5
4th Down: Made/Att	10/14	10/13
4th Down Pct.	71.4	76.9
POSSESSION AVG.	31:59	28:01
TOTAL NET YARDS	5427	5241
Avg. Per Game	339.2	325.7
Total Plays	1028	940
Avg. Per Play	5.3	5.5
NET YARDS RUSHING	1928	1669
Avg. Per Game	120.5	104.3
Total Rushes	495	437
NET YARDS PASSING	3499	3542
Avg. Per Game	218.7	221.4
Sacked/Yards Lost	37/287	36/277
Gross Yards	3786	3819
Att./Comp.	496/295	467/269
Completion Pct.	59.5	57.6
Had Intercepted	16	21
PUNTS/AVERAGE	58/41.8	56/37.6
NET PUNTING AVG.	58/36.1	56/34.0
PENALTIES/YARDS	149/1153	109/903
FUMBLES/BALL LOST	15/19	25/16
TOUCHDOWNS	41	52
Rushing	16	20
Passing	23	28
Returns	2	4

BY PERIODS	1	2	3	4	OTPTS	
Oilers	50	128	85	102	0	365
Opponents	95	106	97	108	6	412

SCORING	TD	RU	PA	PAT	FG	S	TP	
Zendejas	0	0	0	0	40/40	25/37	0	115
Hill	8	0	8	0	0	0	48	
Highsmith	6	4	2	0	0	0	36	
Duncan	5	0	5	0	0	0	30	
White	5	5	0	0	0	0	30	
Moon	4	4	0	0	0	0	24	
Givins	3	0	3	0	0	0	18	
Harris	2	0	2	0	0	0	12	
Jeffries	2	0	2	0	0	0	12	
Pinkett	2	2	0	0	0	0	12	
Rozier	2	2	0	0	0	0	12	
Dishman	1	0	0	1	0	0	6	
Seale	1	0	0	1	0	0	6	
McDowell	0	0	0	0	1	2	0	
Oilers	41	16	23	2	40/40	25/37	2	365
Opponents	52	20	28	4	49/50	17/21	0	412

PASSING	ATT	CMP	PCT	YARDS	YDS/ATT	TD	INT	LG	SK/YDS	RATING
Moon	464	280	60.3	3631	7.83	23	14	55	35/267	88.9
Carlson	31	15	48.4	155	5.00	0	1	23	2/20	49.8
Zendejas	1	0	0.0	0	0.00	0	1	0	0/0	0.0
Oilers	496	295	59.5	3786	7.63	23	16	55	37/287	85.5
Opponents	467	269	57.6	3819	8.18	28	21	80t	36/277	85.4

GM: Mike Holovak; Head Coach: Jerry Glanville

Asst. Coaches: Kevin Gilbride (QB), Kim Helton (OL), Frank Novak (RB), Floyd Reese (LB), Nick Saban (DB), Ray Sherman (WR), Doug Shively (DL), Richard Smith (ST/TE), Steve Watterson (strength & rehab.)

RUSHING	NO	YDS	AVG	LG	TD
Highsmith	128	531	4.1	25	4
Pinkett	94	449	4.8	60	1
White	104	349	3.4	33	5
Rozier	88	301	3.4	17	2
Moon	70	268	3.8	19	4
Montgomery	3	17	5.7	11	0
T. Johnson	4	16	4.0	8	0
Duncan	1	0	0.0	0	0
Carlson	3	-3	-1.0	0	0
Oilers	495	1928	3.9	60	16
Opponents	437	1669	3.8	58t	20

RECEIVING	NO	YDS	AVG	LG	TD
Hill	66	938	14.2	50	8
Givins	55	794	14.4	48	3
Jeffries	47	619	13.2	45t	2
Duncan	43	613	14.3	55	5
Pinkett	31	239	7.7	23	1
Highsmith	18	201	11.2	32	2
Harris	13	202	15.5	36	2
White	6	37	6.2	11	0
Verhulst	4	48	12.0	21	0
Jackson	4	31	7.8	18	0
Rozier	4	28	7.0	8	0
Mrosko	3	28	9.3	14	0
T. Johnson	1	8	8.0	5	0
Oilers	295	3786	12.8	55	23
Opponents	269	3819	14.2	80t	28

INTERCEPTIONS	NO	YDS	AVG	LG	TD
Brown	5	54	10.8	41	0
Lyles	4	66	16.5	48	0
McDowell	4	65	16.3	21	0
Dishman	4	31	7.8	31	0
Eaton	3	33	11.0	20	0
R. Johnson	1	0	0.0	0	0
Donaldson	0	14	--	14	0
Oilers	21	263	12.5	48	0
Opponents	16	171	10.7	43	0

PUNTING	NO	YDS	AVG	NET	TB	IN	LG	B
Montgomery	56	2422	43.3	36.1	17	15	63	2
Oilers	56	2422	41.8	36.1	17	15	63	2
Opponents	56	2107	37.6	34.0	4	10	55	3

PUNT RETURNS	NO	FC	YDS	AVG	LG	TD
K. Johnson	19	21	122	6.4	19	0
Oilers	19	21	122	6.4	19	0
Opponents	24	7	191	8.0	28	0

KICKOFF RETURNS	NO	YDS	AVG	LG	TD
K. Johnson	21	372	17.7	39	0
White	17	303	17.8	29	0
Harris	14	331	23.6	63	0
T. Johnson	13	224	17.2	27	0
Mrosko	3	46	15.3	19	0
Williams	2	8	4.0	8	0
Fairs	1	1	1.0	1	0
Lyles	1	0	0.0	0	0
Gl. Montgomery	1	0	0.0	0	0
Verhulst	1	0	0.0	0	0
Oilers	74	1285	17.4	63	0
Opponents	59	1024	17.4	97t	1

FIELD GOALS	1-19	20-29	30-39	40-49	50-59
Zendejas	1/1	8/9	9/14	5/11	2/2
Oilers	1/1	8/9	9/14	5/11	2/2
Opponents	2/2	3/3	9/10	3/5	0/1

Zendejas: () (24G, 47N, 32G, 44N, 24N) (26G, 47B, 52G, 37N) (32G, 40G, 32G) (4 G 6, 2 2 G) , (2 7 G , 1 9 G , 4 2 N) (41G, 31N, 51G, 41N) (23G) () (32G, 42G, 37G, 28G) (20G, 20G, 46G) (39N) (37N) (30G, 37G) (32N) (30G, 48G, 37G) **Opponents:** (35G, 51N) () (43G, 26G) () (30G, 45N, 34G, 43G) () () (47G) (38G) () (31G, 39B, 34G) (18G, 37G, 18G) (14G, 48N) (27G, 30G) (32G)

SACKS
Childress 8.5, Fuller 6.5, Jones 6.0, Meads 4.0, Brown 3.0, Fairs 2.5, Lyles 2.0, Gl. Montgomery 1.5, McDowell 1.0, D. Smith 1.0 **Oilers 36.0, Opponents 37.0**

TACKLES (Solo, Assists, Total)
Grimsley (72-30-102), McDowell (63-25-88), A. Smith (47-25-72), Lyles (43-22-65), Brown (49-14-63), Donaldson (35-27-62), Meads (35-26-61), Childress (38-19-57), Allen (47-6-53), Eaton (26-18-44), Fuller (31-11-42), Jones (21-14-35), Fairs (22-11-33), Dishman (27-3-30), Byrd (20-10-30), D. Smith (17-6-23), R. Johnson (17-5-22), Kozak (9-1-10), Bell (3-0-3), Brantley (2-1-3) **Oilers (651-293-944)**

USUAL STARTING LINEUP

OFFENSE
WR Drew Hill (85)
LT Bruce Davis (77)
LG Mike Munchak (63)
C Jay Pennison (52)
RG Bruce Matthews (74)
RC Bob Mrosko (87)
RT Dean Steinkuhler (70)
TE Bob Mrosko (87)
WR Ernest Givins (81)
QB Warren Moon (11)
RB Mike Rozier (30)
FB Alonzo Highsmith (32)

DEFENSE
LE Ray Childress (79)
NT Doug Smith (99)
RE Richard Byrd (71)
Sean Jones (96)
OLB Robert Lyles (93)
ILB John Grimsley (59)
ILB Al Smith (54)
OLB Johnny Meads (91)
LCB Steve Brown (24)
RCB Patrick Allen (29)
SS Bubba McDowell (25)
FS Jeff Donaldson (31)

SPECIALISTS
K Tony Zendejas (7)
P Greg Montgomery (9)

Pro Bowl
All-Pro

Front Office

Coaching Staff

Players

Rookies

2008 Season

Records

HISTORY

Playoff History

Sidelines

1988 SEASON (10-6)

Front Office

Coaching Staff

Players

Rookies

2008 Season

Records

HISTORY

Playoff History

Sidelines

Head Coach: Jerry Glanville

Postseason: 1-1

Standings: 2nd AFC Central (tied)

DATE	OPPONENT	SCORE	WL	ATT
Sep. 4	at Indianapolis	17-14*	W	57,251
Sep. 11	L.A. RAIDERS	38-34*	W	46,050
Sep. 18	at NY Jets	3-45	L	64,683
Sep. 25	NEW ENGLAND	31-6	W	38,646
Oct. 2	at Philadelphia	23-32	L	64,692
Oct. 9	KANSAS CITY	7-6	W	39,134
Oct. 16	at Pittsburgh	34-14	W	52,229
Oct. 23	at Cincinnati	21-44	L	54,659
Oct. 30	WASHINGTON	41-17	W	48,781
Nov. 7	CLEVELAND	24-17	W	51,467
Nov. 13	at Seattle	24-27	L	60,446
Nov. 20	PHOENIX	38-20	W	43,843
Nov. 24	at Dallas	25-17	W	50,845
Dec. 4	PITTSBURGH	34-37	L	47,791
Dec. 11	CINCINNATI	41-6	W	50,269
Dec. 18	at Cleveland	23-28	L	74,610
Dec. 24	at Cleveland	24-23	W	74,977
Jan. 1	at Buffalo	10-17	L	79,532

	OILERS	OPP
TOTAL FIRST DOWNS	308	304
Rushing	141	94
Passing	148	170
Penalty	19	40
3rd Down: Made/Att	84/202	82/207
3rd Down Pct.	41.6	39.6
4th Down: Made/Att	7/13	8/14
4th Down Pct.	53.8	57.1
POSSESSION AVG.	31:11	28:49
TOTAL NET YARDS	5205	4858
Avg. Per Game	325.3	303.6
Total Plays	1010	985
Avg. Per Play	5.2	4.9
NET YARDS RUSHING	2249	1592
Avg. Per Game	140.6	99.5
Total Rushes	558	431
NET YARDS PASSING	2956	3266
Avg. Per Game	184.8	204.1
Sacked/Yards Lost	24/210	42/353
Gross Yards	3166	3619
Att./Comp.	428/218	512/281
Completion Pct.	50.9	54.9
Had Intercepted	18	22
PTS/AVERAGE	65/38.8	80/37.2
NET PUNTING AVG.	65/34.1	80/31.9
PENALTIES/YARDS	125/1150	116/947
FUMBLES/BALL LOST	33/17	33/20
TOUCHDOWNS	51	46
Rushing	26	20
Passing	21	22
Returns	4	4

BY PERIODS	1	2	3	4	OTPTS
Oilers	84	137	100	3	424
Opponents	85	112	71	9	365

SCORING	TD	RU	PA	RT	PAT	FG	S	TP
Zendejas	0	0	0	0	48/50	22/34	0	116
Rozier	11	10	1	0	0	0	0	64
Hill	10	10	0	0	0	0	0	60
Pinkett	9	7	2	0	0	0	0	54
Givins	5	0	5	0	0	0	0	30
Moon	5	5	0	0	0	0	0	30
Highsmith	2	2	0	0	0	0	0	12
Brown	1	0	1	0	0	0	0	6
Bryant	1	0	1	0	0	0	0	6
Carlson	1	0	0	0	0	0	0	6
Dishman	1	0	0	1	0	0	0	6
Drewrey	1	0	1	0	0	0	0	6
Duncan	1	0	1	0	0	0	0	6
Jeffries	1	0	1	0	0	0	0	6
Pease	1	0	1	0	0	0	0	6
White	1	0	0	1	0	0	0	6
Fairs	0	0	0	0	0	0	0	1
Seale	0	0	0	0	0	0	0	1
Oilers	51	26	21	4	48/50	22/34	2	424
Opponents	46	20	22	4	43/46	14/18	2	365

PASSING	ATT	CMP	PCT	YARDS	YDS/ATT	TD	INT	LG	SK/YDS	RATING
Moon	294	160	54.4	2327	7.91	17	8	57t	12/120	88.4
Carlson	112	52	46.4	775	6.92	4	6	51t	10/72	59.2
Pease	22	6	27.3	64	2.91	0	4	21	2/18	0.0
Oilers	428	218	50.9	3166	7.40	21	18	57t	24/210	74.2
Opponents	512	281	54.9	3619	7.07	22	22	80t	42/353	73.7

RUSHING	NO	YDS	AVG	LG	TD
Rozier	251	1002	4.0	28	10
Pinkett	122	513	4.2	27	7
Highsmith	94	466	5.0	42	2
White	31	115	3.7	16	0
Moon	33	88	2.7	14	5
Carlson	12	36	3.0	10	1
Givins	4	26	6.5	10	0
Tillman	3	5	1.7	2	0
Pease	8	-2	-0.3	4t	1
Oilers	558	2249	4.0	42	26
Opponents	431	1592	3.7	44t	20

RECEIVING	NO	YDS	AVG	LG	TD
Hill	72	1141	15.8	57t	10
Givins	60	976	16.3	46	5
Duncan	22	302	13.7	36	1
Highsmith	12	131	10.9	28	0
Pinkett	12	114	9.5	51t	2
Drewrey	11	172	15.6	55	1
Rozier	11	99	9.0	18	1
Harris	10	136	13.6	42	0
Williams	6	46	7.7	10	0
Jeffries	2	49	24.5	42	1
Oilers	218	3166	14.5	57t	21
Opponents	281	3619	12.9	80t	22

INTERCEPTIONS	NO	YDS	AVG	LG	TD
Donaldson	4	29	7.3	23	0
Bryant	3	56	18.7	36t	1
R. Johnson	3	0	0.0	0	0
Brown	2	48	24.0	44t	1
Lyles	2	3	1.5	3	0
K. Johnson	1	51	51.0	51	0
Seale	1	46	46.0	46	0
Allen	1	23	23.0	21	0
D. Smith	1	20	20.0	20	0
Fuller	1	9	9.0	9	0
Grimsley	1	9	9.0	9	0
Bostic	1	7	7.0	7	0
Byrd	1	1	1.0	1	0
Oilers	22	302	13.7	51	2
Opponents	18	289	16.1	73	1

PUNTING	NO	YDS	AVG	NET	LG	B
Montgomery	65	2523	38.8	34.1	5	12
Oilers	65	2523	38.8	34.1	5	12
Opponents	80	2973	37.2	31.9	10	14

PUNT RETURNS	NO	FC	YDS	AVG	LG	TD
K. Johnson	30	6	170	5.7	16	0
Duncan	4	2	47	11.8	26	0
Drewrey	2	2	8	4.0	8	0
Oilers	36	10	225	6.3	26	0
Opponents	35	9	206	5.9	18	0

KICKOFF RETURNS	NO	YDS	AVG	LG	TD
Harris	34	678	19.9	56	0
White	8	196	24.5	90t	1
Pinkett	7	137	19.6	29	0
K. Johnson	6	157	26.2	56	0
Donaldson	1	5	5.0	5	0
Drewrey	1	10	10.0	10	0
Duncan	1	34	34.0	34	0
R. Johnson	1	2	2.0	2	0
Tillman	1	13	13.0	13	0
Oilers	60	1232	20.5	90t	1
Opponents	69	1362	19.7	92t	1

FIELD GOALS 1-19	20-29	30-39	40-49	50+	
Zendejas	1/1	3/5	7/8	9/16	2/4
Oilers	1/1	3/5	7/8	9/16	2/4
Opponents	0/0	4/4	1/2	8/10	1/2

Zendejas:47B, 26N, 35G, (19G) (30G, 26N,48N) (46N,46N,49G) () (37N,50N) (50G,27G) (45N) (41G,39G) (52N,47G) (52G) (46N,37G) (28G,49G,47G,22G) (36G,41G,41N) (43G,46G) (39G,42G,35G)

Opponents: (57N) (48N) (47G) () (22G,39G,41G) (28G,51G) () () (46G) (40G) (40G,46G) () (29G) (39N,45G,48G) (45G,27G) ()

SACKS
Childress 8.5, Fuller 8.5, Meads 8.0, S. Jones 7.5, D. Smith 3.0, Bostic 2.0, Lyles 1.5, Grimsley 1.0, Mikolas 1.0, Seale 1.0
Oilers 42-0, Opponents 24-0

TACKLES (Solo, Assists, Total)
Grimsley (66-45-111), A. Smith (57-39-96), Lyles (58-34-92), Donaldson (53-34-87), Bostic (47-23-70), Meads (43-21-64), Brown (46-17-63), Childress (45-15-60), Fuller (40-16-56), R. Johnson (31-13-44), Allen (33-6-39), S. Jones (22-15-37), Byrd (25-11-36), D. Smith (22-13-35), Seale (14-5-19), Bryant (7-8-15), Dishman (12-0-12), K. Johnson (7-2-9), Fairs (8-0-18), Banks (4-0-4), W. Johnson (2-1-3), Mikolas (1-0-1), Lovell (1-0-1), Caston (0-1-1)

USUAL STARTING LINEUP	
OFFENSE	
WR	Drew Hill (85)
LT	Bruce Davis (77)
LG	Mike Munchak (63)
C	Jay Pennison (52)
RG	Bruce Matthews (74)
RT	Dean Steinkuhler (70)
TE	Jamie Williams (87)
WR	Ernest Givins (81)
QB	Warren Moon (11)
RB	Mike Rozier (30)
FB	Alonzo Highsmith (32)
DEFENSE	
LE	Ray Childress (79)
NT	Doug Smith (99)
	Richard Byrd (71)
RE	William Fuller (95)
OLB	Robert Lyles (93)
ILB	John Grimsley (59)
ILB	Al Smith (54)
OLB	Johnny Meads (91)
LCB	Steve Brown (24)
RCB	Patrick Allen (29)
SS	Keith Bostic (25)
FS	Jeff Donaldson (31)
SPECIALISTS	
K	Tony Zendejas (7)
P	Greg Montgomery (9)

Pro Bowl
All-Pro

GM: Ladd Herzog; Head Coach: Jerry Glanville
Asst. Coaches: Kim Helton (OL), Milk Jackson (WR), June Jones (QB), Floyd Reese (LB), Nick Saban (DB), Ray Sherman (RB), Doug Shively (DL), Richard Smith (ST/TE), Steve Watterson (strength & rehab.)

Head Coach: Jerry Glanville

Postseason: 1-1

Standings: 2nd AFC Central

DATE	OPPONENT	SCORE	WL	ATT
Sep. 13	L.A. RAMS	20-16	W	33,186
Sep. 20	at Buffalo	30-34	L	56,534
#Sep. 27	L.A. RAIDERS	40-10	W	38,494
+Oct. 4	at Denver	15-10	W	38,927
+Oct. 11	at Cleveland	7-21	L	26,294
+Oct. 18	NEW ENGLAND	37-33	W	29,062
Nov. 1	at Cincinnati	31-29	W	52,700
Nov. 8	at San Francisco	20-27	L	59,740
Nov. 15	at Pittsburgh	23-3	W	56,177
Nov. 22	CLEVELAND	7-40	L	51,161
Nov. 29	at Indianapolis	27-51	L	54,999
Dec. 6	SAN DIEGO	33-18	W	31,714
Dec. 13	at New Orleans	10-24	L	68,257
Dec. 20	PITTSBURGH	24-16	W	38,683
Dec. 27	CINCINNATI	21-17	W	49,775
Jan. 3	SEATTLE	23-20*	W	49,622
Jan. 10	at Denver	10-34	L	75,968

* Overtime
 + Canceled due to players' strike
 + Replacement games

	OILERS	OPP
TOTAL FIRST DOWNS	294	287
Rushing	118	98
Passing	150	153
Penalty	26	36
3rd Down: Made/Att	73/208	65/201
3rd Down Pct.	35.1	32.3
4th Down: Made/Att	9/16	5/11
4th Down Pct.	56.3	45.5
POSSESSION AVG.	30:17	29:43
TOTAL NET YARDS	5223	4993
Avg. Per Game	346.2	332.4
Total Plays	998	976
Avg. Per Play	5.2	5.1
NET YARDS RUSHING	1923	1848
Avg. Per Game	126.2	123.2
Total Rushes	486	446
NET YARDS PASSING	3300	3149
Avg. Per Game	220.0	209.7
Sacked/Yards Lost	30/234	35/271
Gross Yards	3534	3416
Att./Comp.	482/240	495/266
Completion Pct.	49.8	53.7
Had Intercepted	23	23
PUNTS/AVERAGE	75/39.1	77/39.4
NET PUNTING AVG.	75/31.4	77/34.6
PENALTIES/YARDS	114/1029	101/874
FUMBLES/BALL LOST	32/14	37/14
TOUCHDOWNS	38	37
Rushing	12	10
Passing	24	24
Returns	2	2

BY PERIODS	1	2	3	4	OTPTS	
Oilers	47	97	89	112	0	345
Opponents	75	117	71	86	1	349

SCORING	TD	RU	PA	RT	PAT	FG	S	TP
Zendejas	0	0	0	0	32	33/20	26	0
Givins	6	0	6	0	0	0	36	0
D. Hill	6	0	6	0	0	0	36	0
Duncan	5	0	5	0	0	0	30	0
Dietrich	0	0	0	0	5/5	6/6	0	23
Moon	3	3	0	0	0	0	18	0
Rozier	3	3	0	0	0	0	18	0
J. Williams	3	0	3	0	0	0	18	0
Highsmith	2	1	1	0	0	0	12	0
Pinkett	2	1	0	0	0	0	12	0
Gehring	1	0	1	0	0	0	6	0
Jackson	1	0	0	0	0	0	6	0
Lyles	1	0	0	0	0	0	6	0
McDonald	1	0	0	0	0	0	6	0
Pease	1	1	0	0	0	0	6	0
Seale	1	0	0	0	0	0	6	0
Tillman	1	0	0	0	0	0	6	0
O. Williams	1	0	0	0	0	0	6	0
Baker	0	0	0	0	0	0	1	0
Oilers	38	12	24	2	37/38	26/32	1345	0
Opponents	37	10	25	2	35/36	30/36	1349	0

PASSING	ATT	CMP	PCT	YARDS	YDS/ATT	TD	INT	LG	SKYDS	RATING
Moon	368	184	50.0	2806	7.63	21	18	83t	25/198	74.2
Pease	113	56	49.6	728	6.44	3	5	51	5/36	60.6
D. Hill	1	0	0.0	0	0.00	0	0	0	0/0	39.6
Oilers	482	240	49.8	3534	7.33	24	23	83t	30/234	70.8
Opponents	495	266	49.1	53.7	6.90	25	23	72t	35/271	71.3

RUSHING	NO	YDS	AVG	LG	TD
Rozier	229	957	4.2	41	3
Jackson	60	232	3.9	16t	1
Pinkett	31	149	4.8	22	2
Hunter	34	144	4.2	21	0
Moon	34	112	3.3	20	3
Highsmith	29	106	3.7	25	1
Wallace	19	102	5.4	19	0
Pease	15	33	2.2	13	0
Tillman	12	24	2.0	13	1
Cobbie	9	23	2.6	12	0
Moore	7	22	3.1	11	0
Harris	1	17	17.0	17	0
Valentine	5	10	2.0	4	0
Givins	7	-13	-13.0	-13	0
Oilers	486	1923	4.0	41	12
Opponents	446	1848	4.1	57	10

RECEIVING	NO	YDS	AVG	LG	TD
Givins	53	933	17.6	83t	6
D. Hill	49	989	20.2	52t	6
Rozier	27	192	7.1	27	0
Duncan	13	237	18.2	48	5
J. Williams	13	158	12.2	25	3
O. Williams	11	165	15.0	36t	1
Drewrey	11	148	13.5	35	0
Harris	10	164	16.4	39	0
Jackson	10	44	4.4	16	0
Jeffries	7	89	12.7	23	0
Wallace	7	34	4.9	7	0
Walters	5	99	19.8	51	0
Gehring	5	64	12.8	31t	1
McDonald	4	56	14.0	24	1
Highsmith	4	55	13.8	33t	1
Moore	3	21	7.0	10	0
Hunter	3	17	5.7	11	0
Valentine	2	10	5.0	7	0
Darrington	1	38	38.0	38	0
James	1	14	14.0	14	0
Pinkett	1	7	7.0	7	0
Oilers	240	3524	14.7	83t	24
Opponents	266	3416	12.8	72t	25

INTERCEPTIONS	NO	YDS	AVG	LG	TD
Bostic	6	-14	-2.3	7	0
Bryant	4	75	18.8	29	0
Donaldson	4	16	4.0	9	0
St. Brown	2	45	22.5	35	0
Lyles	2	42	21.0	27	0
Seale	1	73	73.0	73t	1
P. Allen	1	37	37.0	24	0
Small	1	3	3.0	3	0
R. Johnson	1	0	0.0	0	0
Newsum	1	20	20.0	18	0
Oilers	23	274	11.9	73t	1
Opponents	23	225	9.8	37	1

PUNTING	NO	YDS	AVG	NETTB	IN	LG	B
Gossett LG	44	1777	40.4	31.6	6	4	55
Gossett TM	25	1008	40.3	30.1	2	0	53
L. Johnson T	141	1652	40.3	32.9	5	59	0
Superick R	6	269	33.6	28.0	1	2	45
Oilers	75	2929	39.1	31.4	6	7	59
Opponents	77	3033	39.4	34.6	6	22	62

PUNT RETURNS	NO	FC	YDS	AVG	LG	TD
K. Johnson	24	5	196	8.2	28	0
Duncan	8	2	23	2.9	9	0
Drewrey	3	1	11	3.7	5	0
Walters	2	6	19	9.5	12	0
Oilers	37	14	249	6.7	26	0
Opponents	43	10	454	10.6	45	0

KICKOFF RETURNS	NO	YDS	AVG	LG	TD
Duncan	28	546	19.5	62	0
Pinkett	17	322	18.9	30	0
Drewrey	8	136	17.0	27	0
Hunter	4	79	19.8	28	0
Harris	3	87	29.0	43	0
K. Johnson	2	24	12.0	18	0
J. Davis	1	0	0.0	0	0
Fuller	1	0	0.0	0	0
Tillman	1	0	0.0	0	0

Valentine	1	13	13.0	13	0
Walters	1	18	18.0	18	0
Wallace*	0	0	-	0	0
Dietrich	0	0	-	1/1	3/3
Oilers	57	1225	18.3	62	0
Opponents	71	2077	20.6	74	0

*one fair catch

FIELD GOALS	1-19	20-29	30-39	40-49	50+
Zendejas	2/2	5/5	4/6	8/12	1/1
Dietrich	0/0	0/0	1/1	3/3	0/0
Oilers	2/2	7/7	5/7	11/15	1/1
Opponents	1/1	11/11	11/12	7/11	0/1

Zendejas: (44G,19G), (52G,27G,30G), () () (48N,34N) (31G,43G,24G) (47G) (2.0 G, 4.8 G), (3.4 G, 2.0 G, 4.0 G) (4.8 N) (37B,18G,48N,44G) (48G,47G) (21G) (34G) (42N)
 Dietrich: () () (43G,39G,44G,27G) (45G,23G) () () () () () () () () () ()
 Opponents: (28G,44G,47G) (45G,38G) (28G) (26G) (52N) (39G,37G,45G,18G) (3.2 G, 3.3 G, 2.6 G, 4.3 N, 3.9 G, 3.2 G) (44N,28G,38G) (22G) (21G,32G,31N) (36G,45G,49G) (27G) (48N,46N,28G) (25G,35G,20G) (43G)

SACKS	CHILDRS	6.0	Martin (Hou)	3.0	Meads	4.0
D. Smith	3.5	Bostic	3.0	Baker	2.5	Cooks
2.0	Fuller	2.0	B. Johnson	2.0	Lyles	2.0
Byrd	1.0	Donaldson	1.0	Fox	1.0	Newsum
1.0	Seale	1.0				

TACKLES (Solo, Assists, Total)
A. Smith (44-56-100), Gimsley (66-41-97), Donaldson (60-43-93), Lyles (55-25-80), Childress (44-25-69), Bostic (46-21-67), Meads (40-24-64), St. Brown (32-15-47), D. Smith (28-19-47), P. Allen (34-9-43), Byrd (22-14-36), Bryant (24-11-35), Martin (21-14-35), K. Johnson (25-5-30), Seale (18-10-28), R. Johnson (19-7-26), Fuller (13-9-22), McMillan (13-7-20), Cooks (7-5-12), Baker (8-3-11), Fairs (5-4-9), Caston (1-7-9), Birdsong (4-1-5), W. Johnson (4-0-4), Lyday (2-0-2)

USUAL STARTING LINEUP

OFFENSE
WR Drew Hill (85)
LT Bruce Davis (77)
LG Mike Munchak (63)
C Jay Pennington (52)
RG Bruce Matthews (74)
RT Dean Steinhilber (70)
TE Jamie Williams (87)
WR Ernest Givins (81)
QB Warren Moon (1)
RB Mike Rozier (30)
FB Ray Wallace (35)

DEFENSE
LE Ray Childress (79)
NT Doug Smith (99)
RE Richard Byrd (71)
OLB Robert Lyles (93)
ILB John Gimsley (59)
OLB Al Smith (54)
ILB Johnny Meads (91)
LCB Steve Brown (24)
RCB Patrick Allen (29)
SS Keith Bostic (35)
FS Jeff Donaldson (21)

1986 SEASON [5-11]

Front Office

Coaching Staff

Players

Rookies

2008 Season

Records

HISTORY

Playoff History

Sidelines

Head Coach: Jerry Glanville

Postseason: 0-0

Standings: 4th AFC Central

DATE	OPPONENT	SCORE	WL	ATT
Sep.7	at Green Bay	31-3	W	54,065
Sep.14	CLEVELAND	20-23	L	46,049
Sep.21	at Kansas City	13-27	L	43,699
Sep.29	PITTSBURGH	16-22*	L	42,001
Oct. 5	at Detroit	13-24	L	41,960
Oct. 12	CHICAGO	7-20	L	46,026
Oct. 19	at Cincinnati	28-31	L	53,844
Oct. 26	L.A. RAIDERS	7-28	L	41,641
Nov. 2	at Miami	17-28	L	43,804
Nov. 9	CINCINNATI	32-28	W	32,130
Nov.16	at Pittsburgh	10-21	L	49,724
Nov.23	INDIANAPOLIS	31-17	W	31,792
Nov. 30	at Cleveland	10-13*	L	62,309
Dec. 7	at San Diego	0-27	L	40,103
Dec.14	MINNESOTA	23-10	W	32,738
Dec. 21	BUFFALO	16-7	W	31,409

OILERS OPP

TOTAL FIRST DOWNS	299	285
Rushing	101	102
Passing	179	137
Penalty	19	46
3rd Down: Made/Att	88/233	79/223
3rd Down Pct.	37.8	35.4
4th Down: Made/Att	4/13	6/12
4th Down Pct.	30.8	50.0
POSSESSION AVG.	30:33	29:27
TOTAL NET YARDS	5149	5034
Avg. Per Game	321.8	314.6
Total Plays	1089	1054
Avg. Per Play	4.7	4.8
NET YARDS RUSHING	1700	2035
Avg. Per Game	106.3	127.2
Total Rushes	490	532
NET YARDS PASSING	3449	2999
Avg. Per Game	215.6	187.4
Sacked/Yards Lost	48/394	32/201
Gross Yards	3643	3200
Att./Comp.	551/288	490/228
Comp. Completion Pct.	52.3	46.5
Had Intercepted	31	16
PUNTS/AVERAGE	89/41.1	94/39.5
NET PUNTING AVG.	89/35.7	94/33.3
PENALTIES/YARDS	121/1018	85/674
FUMBLES/BALL LOST	28/12	31/16
TOUCHDOWNS	30	39
Rushing	13	13
Passing	14	25
Returns	3	1

BY PERIODS	1	2	3	4	OT	P.TS.
Oilers	5	7	7	7	6	274
Opponents	3	13	1	7	8	329

SCORING	TD	RU	PA	RT	PAT	FG	S	TP
Zendejas	0	0	0	0	28	29	22	0
D. Hill	5	0	5	0	0	0	0	30
Wallace	5	3	2	0	0	0	0	30
Givins	4	1	3	0	0	0	0	24
Rozier	4	4	0	0	0	0	0	24
Pinkett	3	2	1	0	0	0	0	18
Moon	2	2	0	0	0	0	0	12
Woolfolk	2	0	2	0	0	0	0	12
Donaldson	1	0	0	1	0	0	0	6
Lyles	1	0	0	1	0	0	0	6
Mariarty	1	1	0	0	0	0	0	6
Munchak	1	0	0	1	0	0	0	6
J. Williams	1	0	1	0	0	0	0	6
Oilers	30	13	14	3	28/29	22/27	0	274
Opponents	39	13	25	1	38/38	19/29	0	329

PASSING	ATT	CMP	PCT	YARDS	YDS/ATT	TD	INT	LG	SK/YDS	RATING
Moon	488	256	52.5	3489	7.15	13	26	811	41/332	62.3
Luck	60	31	51.7	341	5.68	1	5	27	7/62	39.7
Givins	2	0	0.0	0	0.00	0	0	0	0/0	39.6
Rozier	1	1	100.0	13	13.00	0	0	13	0/0	118.8
Oilers	551	288	52.3	3843	6.97	14	31	811	48/394	59.7
Opponents	490	228	46.5	3200	6.53	25	16	85t	32/201	71.5

RUSHING	NO	YDS	AVG	LG	TD
Rozier	199	662	3.3	19t	4
Pinkett	77	225	2.9	14	2
Wallace	52	218	4.2	19	3
Moon	42	157	3.7	19	2
Givins	9	148	16.4	43t	1
Mariarty	55	137	2.5	9	1
Banks	29	80	2.8	9	0
Woolfolk	23	57	2.5	15	0
Luck	2	12	6.0	8	0
Edwards	1	3	3.0	3	0
Oliver LG	1	1	1.0	1	0
Oliver TM	1	1	1.0	1	0
Oilers	490	1700	3.5	43t	13
Opponents	532	2035	3.8	45	13

RECEIVING	NO	YDS	AVG	LG	TD
D. Hill	65	1112	17.1	81t	5
Givins	61	1062	17.4	60	3
Pinkett	35	248	7.1	20	1
Woolfolk	28	314	11.2	30	2
Rozier	24	180	7.5	23	0
J. Williams	22	227	10.3	33	1
Drewrey	18	299	16.6	31	0
Wallace	17	177	10.4	35t	2
Banks	7	71	10.1	17	0
T. Smith	4	72	18.0	25	0
Akiu	4	67	16.8	27	0
Mariarty	2	16	8.0	17	0
Oliver LG	1	-2	-2.0	-2	0
Oliver TM	1	-2	-2.0	-2	0
Oilers	288	3843	13.3	81t	14
Opponents	228	3200	14.0	85t	25

INTERCEPTIONS	NO	YDS	AVG	LG	TD
Lyday	3	24	8.0	24	0
Allen	3	20	6.7	18	0
Brown	2	34	17.0	38	0
Eason	2	16	8.0	11	0
R. Johnson	2	6	3.0	6	0
Lyles	2	0	0.0	0	0
Bostic	1	0	0.0	0	0
Donaldson	1	0	0.0	0	0
Oilers	16	100	6.3	38	0
Opponents	31	325	10.5	36	1

PUNTING	NO	YDS	AVG	NET	TB	IN	LG	B
L. Johnson	88	3623	41.2	35.7	9	26	66	0
Zendejas	1	36	36.0	36.0	0	1	36	0
Oilers	89	3659	41.1	35.7	9	27	66	0
Opponents	94	3713	39.5	33.3	12	16	61	1

PUNT RETURNS	NO	FC	YDS	AVG	LG	TD
Drewrey	34	13	262	7.7	25	0
Givins	8	0	80	10.0	17	0
Pinkett	1	2	-1	-1.0	-1	0
Oilers	43	15	341	7.9	25	0
Opponents	40	21	303	7.6	41	0

KICKOFF RETURNS	NO	YDS	AVG	LG	TD
Drewrey	25	500	20.0	32	0
Pinkett	26	519	20.0	48	0
Tasker	3	65	21.7	24	0
Riley	2	17	8.5	21	0
Woolfolk	2	38	19.0	10	0
Madsen	1	0	0.0	0	0
Oilers	59	1139	19.3	48	0
Opponents	32	695	21.7	44	0

FIELD GOALS	1-19	20-29	30-39	40-49	50+
Zendejas	1/1	7/7	7/9	6/7	1/3
Oilers	1/1	7/7	7/9	6/7	1/3
Opponents	0/0	7/7	4/5	7/15	1/2

Zendejas:	(20G)	(35G,37G)	(0)
(45G,29G,23G)	(25G,45N,19G)	(54N)	(0)
(48G)	(0)	(42G,25G,30G,46G)	(44G,39N)
(34G,32N)	(53N,47G)	(0)	(31G,33G,36G)
(26G,51G,22G)			

Opponents:	(26G,40N)	(34G,29G,45G)
(47G,45G)	(38N,42G,45G,28G)	(47N)
(31G,27G)	(49B,51G,41N)	(47N)
(49N,47L)	(0)	(37G)
(23G,29G)	(20G,35G)	(40G)
(53N,42B)		

SACKS

Childress 5.0, Meads 3.5, 3.0, Baker (Houc) 2.0, Byrd 3.0, Lyles 3.0, Abraham 2.0, Bostic 2.0, D. Smith 2.0, Donaldson 1.5, Brown 1.0, Bush 1.0, Fuller 1.0, Golic 1.0, Grimsley 1.0, R. Johnson 1.0, Madsen 1.0, Taylor 1.0
--

Oilers 32.0, Opponents 48.0.

TACKLES (Solo, Assists, Total)

Grimsley (112-87-199), Childress (67-105-172), Abraham (77-59-136), Lyles (78-57-135), Byrd (44-80-124), Meads (59-52-111), Donaldson (58-52-110), Bostic (55-24-79), Brown (64-13-77), Golic (24-42-66), Eason (37-25-62), D. Smith (22-29-51), Allen (36-9-45), R. Johnson (17-6-23), Riley (12-11-23), Fuller (9-13-22), Bush (13-7-20), Fairs (11-4-15), McMillan (8-3-11), Baker (3-6-9), Matthews (6-2-8), Dodge (6-1-7), Banks (5-1-6), Madsen (3-3-6), Parks (3-2-5), Pinkett (4-0-4), Akiu (3-0-3), Oliver (2-0-2), D. Williams (1-0-1), Dressel (1-0-1), L. Johnson (1-0-1), Morgan (1-0-1), Griffin (1-0-1), Tasker (0-1-1), Drewrey (0-1-1), Taylor (0-1-1)

Oilers (866-714-1580)

USUAL STARTING LINEUP
OFFENSE
WR Drew Hill (85)
LT Bruce Matthews (74)
LG Mike Munchak (63)
C Jim Romano (55)
LG Jay Pennison (52)
RG Kent Hill (72)
RT Dean Steinkuhler (70)
TE Jamie Williams (87)
WR Ernest Givins (81)
QB Warren Moon (1)
RB Mike Rozier (30)
FB Larry Mariarty (40)
Butch Woolfolk (40)

DEFENSE
LE Ray Childress (79)
NT Doug Smith (99)
MI Mike Golic (68)
RE Richard Byrd (71)
OLB Robert Lyles (93)
ILB Avon Riley (53)
ILB John Grimsley (59)
ILB Robert Abraham (56)
OLB Johnny Meads (91)
LCB Steve Brown (24)
RCB Patrick Allen (29)
SS Keith Bostic (25)
FS Bo Eason (21)
Jeff Donaldson (31)

SPECIALISTS

K Tony Zendejas (7)
P Lee Johnson (11)

GM: Ladd Herzog; Head Coach: Jerry Glanville
 Asst. Coaches: Dick Jamieson (off. coord./RB), Tom Bettis (DB), Gary Huff (QB), Milt Jackson (WR), Miller McCalmon (ST), Floyd Reese (LB), Doug Shively (DL), Bill Walsh (OL), Steve Watterson (strength & cond.)

Head Coach: Hugh Campbell (14 games) Postseason: 0-0 Standings: 4th AFC Central
 Jerry Glanville (Last 2 games)

DATE	OPPONENT	SCORE	WL	ATT
Sep.8	MIAMI	26-23	W	47,666
Sep.15	at Washington	13-16	L	53,553
Sep.22	at Pittsburgh	0-20	L	58,572
Sep.29	DALLAS	10-17	L	49,686
Oct. 6	at Denver	20-31	L	74,699
Oct.13	CLEVELAND	6-21	L	38,386
Oct.20	CINCINNATI	44-27	W	35,590
Oct.27	at St. Louis	20-10	W	43,190
Nov.3	KANSAS CITY	23-20	W	41,238
Nov.10	at Buffalo	0-20	L	21,881
Nov.17	PITTSBURGH	7-30	L	45,977
Nov.24	SAN DIEGO	37-35	W	34,336
Dec.1	at Cincinnati	27-45	L	46,140
Dec.8	NY GIANTS	14-35	L	36,576
Dec.15	at Cleveland	21-28	L	50,793
Dec.22	at Indianapolis	16-34	L	55,818

	OILERS	OPP
TOTAL FIRST DOWNS	270	356
Rushing	96	150
Passing	149	158
Penalty	25	48
3rd Down: Made/Att	74/218	84/213
3rd Down Pct.	33.9	39.4
4th Down: Made/Att	8/20	10/15
4th Down Pct.	40.0	66.7
POSSESSION AVG.	28:07	31:53
TOTAL NET YARDS	4652	6155
Avg. Per Game	290.8	384.7
Total Plays	998	1091
Avg. Per Play	4.7	5.6
NET YARDS RUSHING	1570	2814
Avg. Per Game	98.1	175.9
Total Rushes	428	588
NET YARDS PASSING	3028	3341
Avg. Per Game	192.6	208.8
Sacked/Yards Lost	58/441	41/313
Gross Yards	3523	3654
Att./Comp.	512/277	462/260
Completion Pct.	54.1	56.3
Had Intercepted	22	15
PUNTS/AVERAGE	84/41.5	68/39.4
NET PUNTING AVG.	84/35.5	68/33.3
PENALTIES/YARDS	127/1150	121/908
FUMBLES/BALL LOST	41/15	35/20
TOUCHDOWNS	32	51
Rushing	13	21
Passing	18	29
Returns	1	1

BY PERIODS	1	2	3	4	OTPTS	
Oilers	24	90	63	107	0	284
Opponents	126	94	112	80	0	412

SCORING	TD	RU	PA	RT	PAT	FG	S	TP	
Zendejas	0	0	0	29	31	21	27	0	92
Hill	9	0	9	0	0	0	0	0	54
Rozier	8	8	0	0	0	0	0	0	48
Woolfolk	5	1	4	0	0	0	0	0	30
Moriarty	3	3	0	0	0	0	0	0	18
T. Smith	2	0	2	0	0	0	0	0	12
Akiu	1	0	0	1	0	0	0	0	6
Dressel	1	0	1	0	0	0	0	0	6
Edwards	1	0	1	0	0	0	0	0	6
McCloskey	1	0	1	0	0	0	0	0	6
Williams	1	0	1	0	0	0	0	0	6
Oilers	31	13	18	1	29	31	21	27	284
Opponents	50	21	29	1	48	50	19	34	412

PASSING	ATT	CMP	PCT	YARDS	YDS/ATT	TD	INT	LG	SK/YDS	RATING
Moon	377	200	53.1	2709	7.19	15	19	80t	46/366	68.5
Luck	100	56	56.0	572	5.72	2	2	46t	8/50	70.9
Moroski	34	20	58.8	249	7.32	1	1	46	4/25	79.2
Zendejas	1	1	100.0	-7	100.0	0	0	0	0/0	79.2
Oilers	512	277	54.1	3523	6.88	18	22	80t	58/441	69.7

RUSHING	NO	YDS	AVG	LG	TD
Rozier	133	462	3.5	30	8
Woolfolk	103	392	3.8	43	1
Moriarty	106	381	3.6	18	3
Moon	39	130	3.3	17	0
Edwards	25	96	3.8	19	1
Luck	15	95	6.3	17	0
Tasker	2	16	8.0	13	0
Moroski	2	2	1.0	2	0
L. Johnson	1	0	0.0	0	0
Drewrey	2	-4	-2.0	5	0
Oilers	428	1570	3.7	43	13
Opponents	588	2814	4.8	67	21

RECEIVING	NO	YDS	AVG	LG	TD
Woolfolk	80	814	10.2	80t	4
Hill	64	1169	18.3	57l	9
T. Smith	46	660	14.3	33	2
Williams	39	444	11.4	29	1
Moriarty	17	112	6.6	16	0
Rozier	9	96	10.7	52	0
Edwards	7	71	10.1	31	0
McCloskey	4	29	7.3	24l	1
Dressel	3	17	5.7	12	1
Akiu	2	32	16.0	24	0
Drewrey	2	28	14.0	14	0
Tasker	2	19	9.5	14	0
Holston	1	25	25.0	25	0
Walls	1	7	7.0	7	0
Oilers	277	3523	12.7	80t	18
Opponents	260	3654	14.1	68t	29

INTERCEPTIONS	NO	YDS	AVG	LG	TD
Brown	5	41	8.2	22	0
Eason	3	55	18.3	55	0
Bostic	3	28	9.3	26	0
Kush	2	6	3.0	6	0
Riley	1	14	14.0	14	0
Stensrud	1	0	0.0	0	0
Oilers	15	144	9.6	55	0
Opponents	22	267	12.1	61	1

PUNTING	NO	YDS	AVG	NET	TB	IN	LG	B
L. Johnson	83	3464	41.7	35.7	8	22	65	0
T. Smith	1	26	26.0	26.0	0	1	26	0
Oilers	84	3490	41.5	35.5	8	23	65	0
Opponents	68	2677	39.4	33.3	8	19	56	4

PUNT RETURNS	NO	FC	YDS	AVG	LG	TD
Drewrey	24	10	215	9.0	23	0
Donaldson	6	1	35	5.8	13	0
Oilers	30	11	250	8.3	23	0
Opponents	45	7	345	7.7	31	0

KICKOFF RETURNS	NO	YDS	AVG	LG	TD
Drewrey	26	642	24.7	50	0
Tasker	17	447	26.3	52	0
Walls	12	234	19.5	42	0
Donaldson	5	93	18.6	22	0
Brown	2	45	22.5	28	0
Williams	2	21	10.5	12	0
Brehl	1	5	5.0	5	0
Hill	1	22	22.0	22	0
Lyday	1	6	6.0	6	0
Oilers	67	1515	22.6	52	0
Opponents	39	970	24.9	81	0

FIELD GOALS	1-19	20-29	30-39	40-49	50+
Zendejas	0/0	6/7	8/11	4/6	3/3
Oilers	0/0	6/7	8/11	4/6	3/3
Opponents	0/0	5/7	12/17	1/7	1/3

Zendejas: (35G,46G) (44G,35G,42N,33N) (1) (33G,37N) (27G,25G) (50G,27G) (40N,34G,28G,32G) (39G,38G) (39N,38G) (1) (46G, 52G,51G) (25G,26G) (1) (24N) (45G)
 Opponents: (33G,36G,23G) (34G) (37G,38G,40N) (47N,33N,36N,35G,36N) (37G,51N, 51N) (1) (47G,22G) (30G,28N,42N,33N) (32N,35G,39G) (24G,23G) (52G,31G,34G) (47N) (28N,29G,48N) (1) (41B) (1)

SACKS
 Baker 5.5, Kush 5.0, Bostic 5.0, Childress 3.5, Bush 3.0, Eason 2.5, Riley 2.0, D. Smith 2.0, Sochia 2.0, Meads 1.5, Abraham 1.0, Brown 1.0, Byrd 1.0, Donaldson 1.0, Oilers 41.0, Opponents 58.0

TACKLES (Solo, Assists, Total)
 Riley (80-67-147), Childress (71-64-135), Eason (87-44-131), Lyles (60-70-130), Abraham (51-59-110), Bostic (75-34-109), Bush (52-47-99), Grimsley (46-41-87), Brown (63-23-86), Baker (43-39-82), Stensrud (35-30-65), Allen (46-9-57), Byrd (18-33-51), Meads (28-12-40), Donaldson (26-4-30), Smith (15-14-29), Sochia (15-10-25), Kush (21-6-27), Lyday (18-9-27), Johnson (15-1-16), Brehl (6-9-15), McCillian (1-0-1) Oilers (872-625-1499)

USUAL STARTING LINEUP	
OFFENSE	
WR	Tim Smith (83)
LT	Harvey Salem (73)
LG	Mike Munchak (63)
C	Jim Romano (55)
RG	John Schuhmacher (62)
RT	Bruce Matthews (74)
TE	Jamie Williams (87)
WR	Drew Hill (85)
QB	Warren Moon (1)
RB	Butch Woolfolk (40)
FB	Larry Moriarty (30)
DEFENSE	
LE	Ray Childress (79)
NT	Nike Stensrud (67)
RE	Jesse Baker (75)
OLB	Robert Lyles (93)
ILB	Avon Riley (53)
ILB	Robert Abraham (56)
OLB	Frank Bush (94)
CLB	Steve Brown (24)
RCB	Patrick Allen (29)
SS	Keith Bostic (25)
FS	Bo Eason (21)
SPECIALISTS	
K	Tim Zendejas (7)
P	Lee Johnson (11)
Pro Bowl	

GM: Ladd Herzog; Head Coach: Hugh Campbell (14 games), Jerry Glanville (2 games)
 Asst. Coaches: Joe Faragall (off. coord.), Jerry Glanville (def. coord.), Bill Allerheiligen (strength & cond.), John Devlin (inside LB), Gene Gaines (S/outside LB), Ken Houston (DB), Bruce Lemmerman (WR), Bob Padilla (DL), Al Roberts (off. backs), Bill Walsh (OL)
 * Coord. for first 14 games; head coach last two games

Front Office
 Coaching Staff
 Players
 Rookies
 2008 Season
 Records
 HISTORY
 Playoff History
 Sidelines

1984 SEASON [3-13]

Front Office
 Coaching Staff
 Players
 Rookies
 2008 Season
 Records
 HISTORY
 Playoff History
 Sidelines

Head Coach: Hugh Campbell

Postseason: 0-0

Standings: 4th AFC Central

DATE	OPPONENT	SCORE	WL	ATT
Sep.2	L.A. RAIDERS	14-24	L	49,092
Sep.9	INDIANAPOLIS	21-35	L	43,820
Sep.16	at San Diego	14-31	L	52,266
Sep.23	at Atlanta	10-42	L	45,248
Sep.30	NEW ORLEANS	10-27	L	43,108
Oct.7	at Cincinnati	3-13	L	43,637
Oct.14	at Miami	10-28	L	54,800
Oct.21	SAN FRANCISCO	21-34	L	39,900
Oct.28	CINCINNATI	13-31	L	34,010
Nov.4	at Pittsburgh	7-35	L	48,892
Nov.11	at Kansas City	17-16	W	44,464
Nov.18	NY JETS	31-20	W	40,141
Nov.25	at Cleveland	10-27	L	46,077
Dec.2	PITTSBURGH	23-20*	W	39,786
Dec.9	at L.A. Rams	16-27	L	43,092
Dec.16	CLEVELAND	20-27	L	39,676

	OILERS	OPP
TOTAL FIRST DOWNS	284	345
Rushing	95	158
Passing	164	168
Penalty	25	19
3rd Down: Made/Att	64/193	104/218
3rd Down Pct.	33.2	47.7
4th Down: Made/Att	5/16	8/11
4th Down Pct.	31.3	72.7

	OILERS	OPP
POSSESSION AVG.	28:02	31:58
TOTAL NET YARDS	4884	5968
Avg. Per Game	305.3	373.0
Total Plays	969	1070
Avg. Per Play	5.0	5.6
NET YARDS RUSHING	1656	2789
Avg. Per Game	103.5	174.3
Total Rushes	433	596

	OILERS	OPP
NET YARDS PASSING	3228	3179
Avg. Per Game	201.8	198.7
Sacked/Yards Lost	49/382	32/267
Gross Yards	3610	3446
Att./Comp.	487/282	447/271
Completion Pct.	57.9	60.6
Had Intercepted	15	13

	OILERS	OPP
PUNTS/AVERAGE	88/39.6	64/42.2
NET PUNTING AVG.	88/31.4	64/37.7
PENALTIES/YARDS	99/813	105/876
FUMBLES/BALL LOST	36/16	24/11
TOUCHDOWNS	28	53
Rushing	13	27
Passing	14	23
Returns	1	3

BY PERIODS	1	2	3	4	OTPTS	
Oilers	27	82	50	78	3	240
Opponents	113	111	92	121	0	437

SCORING	TD	RU	PA	RT	PAT	FG	S	TP	
Cooper	0	0	0	0	0	13/13	11/13	0	46
Moriarty	7	6	1	0	0	0	0	42	
Kempf	0	0	0	0	14/14	4/6	0	26	
Campbell	4	4	0	0	0	0	0	24	
Smith	4	0	4	0	0	0	0	24	
J. Williams	3	0	3	0	0	0	0	18	
Dressel	2	0	2	0	0	0	0	12	
Bostic	1	0	0	1	0	0	0	6	
Edwards	1	0	1	0	0	0	0	6	
Holston	1	0	1	0	0	0	0	6	
Luck	1	1	0	0	0	0	0	6	
McCloskey	1	0	1	0	0	0	0	6	
Moon	1	1	0	0	0	0	0	6	
Mullins	1	0	1	0	0	0	0	6	
Walls	1	0	1	0	0	0	0	6	
Oilers	28	13	14	1	27/27	15/19	0	240	
Opponents	53	27	23	3	51/52	22/30	0	1437	

PASSING	ATT	CMP	PCT	YARDS	YDS/ATT	TD	INT	LG	SK/YDS	RATING
Moon	450	259	57.6	3338	7.42	12	14	76	47/371	76.9
Luck	36	22	61.1	256	7.11	2	1	37	2/11	89.6
Moriarty	1	1	100.0	16	16.00	0	0	16	0/0	118.8
Oilers	487	282	57.9	3610	7.41	14	15	76	49/382	78.0
Opponents	447	271	60.6	3446	7.71	23	13	80t	32/267	89.8

RUSHING	NO	YDS	AVG	LG	TD
Moriarty	189	785	4.2	51t	6
Campbell	96	278	2.9	22	4
Edwards	60	267	4.5	20	1
Moon	58	211	3.6	31	1
Luck	10	75	7.5	18	1
Joyner	14	22	1.6	9	0
Walls	4	20	5.0	20	0
Mullins	1	0	0.0	0	0
Cooper	1	-2	-2.0	-2	0
Oilers	433	1656	3.8	51t	13
Opponents	596	2789	4.7	54	27

RECEIVING	NO	YDS	AVG	LG	TD
Smith	69	1141	16.5	75t	4
J. Williams	41	545	13.3	32	3
Dressel	40	378	9.5	42	1
Moriarty	31	206	6.6	24	1
Holston	22	287	13.0	28	1
Edwards	20	151	7.6	20	0
Bryant	19	278	14.6	28	0
Walls	18	291	16.2	76	1
McCloskey	9	152	16.9	51	1
Mullins	6	85	14.2	25	1
Roaches	4	69	17.3	24	0
Campbell	3	27	9.0	15	0
Oilers	282	3610	12.8	76	14
Opponents	271	3446	12.7	80t	23

INTERCEPTIONS	NO	YDS	AVG	LG	TD
Tullis	4	48	12.0	22	0
Hartwig	3	23	7.7	19	0
Brown	1	26	26.0	26	0
Eason	1	20	20.0	20	0
Lydai	1	12	12.0	12	0
Allen	1	2	2.0	2	0
Brazile	1	2	2.0	2	0
Abraham	1	1	1.0	1	0
Thompson	0	5	--	5	0
Oilers	13	139	10.7	26	0
Opponents	15	214	14.3	47	2

PUNTING	NO	YDS	AVG	NET	TB	IN	LG	B
James	88	3482	39.6	31.4	5	20	55	0
Oilers	88	3482	39.6	31.4	5	20	55	0
Opponents	64	2702	42.2	37.7	7	18	69	0

PUNT RETURNS	NO	FC	YDS	AVG	LG	TD
Roaches	26	8	152	5.8	18	0
Oilers	26	8	152	5.8	18	0
Opponents	60	9	618	10.3	55	0

KICKOFF RETURNS	NO	YDS	AVG	LG	TD
Roaches	30	679	22.6	49	0
Walls	15	289	19.3	29	0
Allen	11	210	19.1	23	0
R. Williams	5	84	16.8	21	0
Brown	3	17	5.7	17	0
Joyner	3	57	19.0	24	0
Thompson	1	16	16.0	16	0
J. Williams	1	0	0.0	0	0
Oilers	69	1352	19.6	49	0
Opponents	51	986	19.3	39	0

FIELD GOALS	1-19	20-29	30-39	40-49	50+
Cooper	2/2	2/2	4/4	3/5	0/0
Kempf	0/0	3/3	0/1	1/2	0/0
Oilers	2/2	5/5	4/5	4/7	0/0
Opponents	3/3	12/12	7/7	0/4	0/4

Cooper: 0 0 0 0 0 0 0 0 (43N) (44G) (39G) (19G,38G,30G) (21G,42G,18G) (42N,33G,26G)

Kempf: 0 0 0 (22G,43N) (25G) (24G) (49G) (33N) 0 0 0 0 0 0 0

OPONENTS: (40N, 28G) 0 (23G) 0 (40B, 23G, 27G) (51N, 33G, 22G) (58N, 54N, 53N) (26G, 22G) (33G) 0 (31G,38G,33G) (19G,27G,43N) (18G,29G) (32G,24G) (35G,19G,41N) (29G,29G)

SACKS
Baker 11.0, Stensrud 4.5, Sochia 3.5, Riley 2.5, Bingham 2.0, Bostic 2.0, Brazile 2.0, Hamm 2.0, Eason 1.0, Foster 1.0, Johnson 0.5
Oilers 32.0, Opponents 49.0

TACKLES (Solo, Assists, Total)
Abraham (106-92-198), Bingham (89-80-169), Bostic (101-51-152), Baker (61-41-102), Riley (48-33-81), Brazile (44-35-79), Hartwig (41-38-79), Stensrud (41-35-76), Girmsley (51-22-73), Tullis (52-18-70), Brown (47-18-65), Hamm (36-18-54), Donaldson (23-19-42), Sochia (16-25-41), Eason (18-17-35), Foster (15-10-25), Thompson (19-5-24), Johnson (11-9-20), Meads (7-13-20), Kennedy (14-3-17), Allen (11-6-17), Lyday (9-8-17), Joiner (7-10-17), Meadows (4-3-7), Studaway (4-0-4), Lyles (2-0-2), Hunt (1-0-1)
Oilers (878-609-1487)

USUAL STARTING LINEUP
OFFENSE
WR Tim Smith (83)
LT Harvey Salem (73)
LG Mike Munchak (63)
C Bruce Matthews (74)
Jim Romano (55)
RG Pat Howell (66)
John Schumacher (62)
RT Dean Steinkuhler (70)
Bruce Matthews (70)
TE Jamie Williams (87)
HB Chris Dressel (88)
WR Herkie Walls (82)
QB Warren Moon (1)
RB Earl Campbell (34)
Larry Moriarty (30)

DEFENSE
LE Bob Hamm (90)
NT Mike Stensrud (67)
RE Jesse Baker (75)
OLB Avon Riley (53)
ILB Robert Abraham (54)
ILB Robert Abraham (56)
OLB Robert Brazile (52)
LCB Steve Brown (24)
RCB Willie Tullis (20)
SS Keith Bostic (25)
FS Carter Hartwig (36)

SPECIALISTS
K Florian Kempf (4)
P John James (6)
Pro Bowl

GM: Ladd Herzog; Head Coach: Hugh Campbell
Asst. Coaches: O. Kay Dalton (off. coord.), Jerry Gianville (def. coord.), Bill Allerheiligen (strength & cond.), John Devlin (LB), Gene Gaines (ST), Ken Houston (DB), Bruce Lemmerman (WR), Bob Padilla (DL), Al Roberts (off. backs), Bill Walsh (OL)

Head Coach: Ed Biles (Last 6 games) Postseason: 0-0 Standings: 4th AFC Central
 Chuck Studley (Last 10 games)

DATE	OPPONENT	SCORE	WL	ATT
Sep.4	GREEN BAY	38-41*	L	44,073
Sep.11	at L.A. Raiders	6-20	L	37,526
Sep.18	PITTSBURGH	28-40	L	44,150
Sep.25	at Buffalo	13-30	L	60,070
Oct. 2	at Pittsburgh	10-17	L	56,901
Oct. 9	DENVER	14-26	L	44,209
Oct.16	at Minnesota	14-34	L	58,910
Oct.23	KANSAS CITY	10-13	L	39,462
Oct.30	at Cleveland	19-25*	L	68,851
Nov. 6	CINCINNATI	14-55	L	39,706
Nov.13	DETROIT	27-17	W	40,660
Nov. 20	at Cincinnati	10-38	L	46,375
Nov. 27	at Tampa Bay	24-33	L	38,625
Dec. 4	MIAMI	17-24	L	39,434
Dec.11	CLEVELAND	34-27	W	29,746
Dec. 18	at Baltimore	10-20	L	20,418
* Overtime				

TOTAL FIRST DOWNS		OILERS	OPP
Rushing	120	161	
Passing	155	150	
Penalty	20	21	
3rd Down: Made/Att	87/223	85/205	
3rd Down Pct	39.0	41.5	
4th Down: Made/Att	9/16	8/9	
4th Down Pct.	56.3	89.9	
POSSESSION AVG.	29.40	30.20	
TOTAL NET YARDS	4900	5632	
Avg. Per Game	306.3	352.0	
Total Plays	1033	1031	
Avg. Per Play	4.7	5.5	
NET YARDS RUSHING	1998	2787	
Avg. Per Game	124.9	174.2	
Total Rushes	502	576	
NET YARDS PASSING	2902	2845	
Avg. Per Game	181.4	177.8	
Sacked/Yards Lost	49/384	31/250	
Gross Yards	3286	3095	
Att./Comp.	482/260	424/252	
Completion Pct.	53.9	59.4	
Had Intercepted	29	14	
PUNTS/AVERAGE	80/39.2	65/39.5	
NET PUNTING AVG.	80/32.8	65/33.0	
PENALTIES/YARDS	84/784	104/825	
FUMBLES/BALL LOST	26/18	34/15	
TOUCHDOWNS	34	54	
Rushing	16	23	
Passing	16	26	
Returns	2	5	

BY PERIODS	1	2	3	4	OT PTS
Oilers	67	57	67	97	0 288
Opponents	100	157	81	110	12 460

SCORING	TD	RU	PA	RT	PAT	FG	S	TP
Kempf	0	0	0	0	33/34	17/21	0	84
Campbell	12	12	0	0	0	0	0	72
Smith	6	0	0	0	0	0	0	36
Dressel	4	0	4	0	0	0	0	24
Crutchfield LG3	3	0	0	0	0	0	0	18
Moriarty	3	3	0	0	0	0	0	18
Renfro	2	0	2	0	0	0	0	12
Arnold	1	0	1	0	0	0	0	6
C. Brown	1	0	0	1	0	0	0	6
S. Brown	1	0	0	1	0	0	0	6
Edwards	1	0	1	0	0	0	0	6
McCloskey	1	0	1	0	0	0	0	6
Roaches	1	0	0	1	0	0	0	6
Walls	1	0	1	0	0	0	0	6
Oilers	34	16	16	2	33/34	17/21	0	288
Opponents	54	23	26	5	49/51	29/36	0	460

PASSING	ATT	CMP	PCT	YARDS	YDS/ATT	TD	INT	LG	SKYDVS	RATING
Luck	217	124	57.1	1375	6.34	8	13	66	16/138	63.4
Nielsen	175	90	51.4	1125	6.41	5	8	48	22/163	62.2
Manning	88	44	50.0	755	8.58	2	8	47	11/83	49.2
Bryant	1	1	100.0	24	24.0	1	0	24	0/0	158.3
James	1	1	100.0	7	7.0	0	0	7	0/0	95.8
Oilers	482	260	53.9	3286	6.82	16	29	66	49/384	61.4
Opponents	424	252	59.4	3095	7.30	26	14	74	31/250	88.7

RUSHING	NO	YDS	AVG	LG	TD
Campbell	322	1301	4.0	42	12
Crutchfield LG	140	578	4.1	17	3
Crutchfield TM	3	7	2.3	5	0
Moriarty	65	321	4.9	80	3
Craft	55	147	2.7	8	0
Luck	17	55	3.2	17	0
Walls	5	44	8.8	14	0
Nielsen	8	43	5.4	20	0
Edwards	16	40	2.5	9	0
Smith	2	16	8.0	9	0
Manning	2	13	6.5	11	0
Allen	1	5	5.0	5	0
Dressel	1	3	3.0	3	0
Renfro	1	3	3.0	3	0
C. Brown	3	0	0.0	11	1
James	1	0	0.0	0	0
Oilers	502	1998	4.0	80	16
Opponents	576	2787	4.8	52	23

RECEIVING	NO	YDS	AVG	LG	TD
Smith	83	1176	14.2	47	6
Dressel	32	316	9.9	35	4
Renfro	23	316	13.7	38	2
Campbell	19	216	11.4	66	0
Crutchfield LG	19	133	7.0	15	0
Bryant	16	211	13.2	26	0
McCloskey	16	137	8.6	20	1
Holston	14	205	14.6	43	0
Walls	12	276	23.0	48	1
Arnold	12	137	11.4	37	1
Craft	12	99	8.3	14	0
Edwards	9	79	8.8	20	0
Casper TM	7	79	11.3	17	0
Moriarty	4	32	8.0	12	0
Kempf	1	7	7.0	7	0
Oilers	260	3286	12.6	66	16
Opponents	252	3095	12.3	74	26

INTERCEPTIONS	NO	YDS	AVG	LG	TD
Tullis	5	65	13.0	44	0
Hatchett LG	4	36	9.0	25	0
Kay	2	31	15.5	27	0
Bostic	2	0	0.0	0	0
Reinfeldt	1	19	19.0	19	0
S. Brown	1	16	16.0	16	0
Bingham	1	4	4.0	4	0
Abraham	1	0	0.0	0	0
Riley	1	0	0.0	0	0
Oilers	14	135	9.6	44	0
Opponents	29	392	13.5	71	2

PUNTING NO YDS AVG NET TB IN LG B								
James	79	3136	39.7	32.8	8	12	53	1
Oilers	80	3136	39.2	32.8	8	12	53	1
Opponents	65	2567	39.5	33.0	13	19	60	0

PUNT RETURNS NO FC YDS AVG LG TD						
Roaches	20	9	159	8.0	23	0
Oilers	20	9	159	8.0	23	0
Opponents	47	15	354	7.5	43	0

KICKOFF RETURNS NO FC YDS AVG LG TD					
S. Brown	31	795	25.6	93	1
Roaches	34	641	18.9	97	1
Walls	9	110	12.2	25	0
Dressel	4	40	10.0	13	0
Moriarty	2	25	12.5	16	0
Hunt	1	12	12.0	12	0
McCloskey	1	11	11.0	11	0
Tullis	1	16	16.0	16	0
Riley	0	26	-	26	0
Oilers	83	1676	20.2	97	2
Opponents	61	1280	21.0	55	0

FIELD GOALS 1-19 20-29 30-39 40-49 50+					
Kempf	1/1	4/4	7/8	4/6	1/2
Oilers	1/1	4/4	7/8	4/6	1/2
Opponents	2/2	6/7	9/11	12/15	0/1

Kempf: (49G, 59N) (40G, 34B, 38G) () () (32G, 42N) (19G, 24G) () (47G, 21G) (34G) (51G) (23G) (41G, 45N, 39G) (34G)
Opponents: (46G, 42G) (36N, 41B, 26N) (49G, 35G, 20G, 22G) (48G) (18G) (45G, 39G, 30N, 49G, 35G) (44G, 28G, 48N) (31G, 52N, 41G) (37G, 37G, 29G, 30G) (44G, 29G) (35G) (26G) (41N) (19G) (44G, 45G) (48G, 37G)

SACKS
 Baker 5.5, Taylor 4.5, Foster 3.5, Bostic 3.0, Hamm 3.0, Brazile 2.5, Sochia 2.5, Stensrud 2.0, Abraham 1.0, Hartwig 1.0, Sochia 1.0, Thompson 1.0, Riley 0.5, **Oilers 31.0, Opponents 49.0**

TACKLES (Solo, Assists, Total)
 Bingham (87-48-135), Abraham (83-34-117), Bostic (70-21-91), Brazile (55-35-90), Hartwig (59-17-76), Riley (56-19-75), Baker (49-17-66), Brown (48-12-60), Tullis (50-9-59), Sochia (45-10-55), Hamm (41-12-53), Hunt (30-7-37), Thompson (29-9-34), Kay (27-4-31), Stensrud (18-8-26), Reinfeldt (15-7-22), Wilson (16-1-17), Foster (8-4-12), Joiner (4-1-5), Meadows (2-0-2) **Oilers (792-271-1063)**

USUAL STARTING LINEUP	
OFFENSE	
WR	Mike Renfro (83)
NT	Steve Bryant (81)
LT	Doug France (77)
LG	Mike Munchak (63)
C	David Carter (58)
RG	Bruce Matthews (74)
RT	Harvey Salem (73)
TE	Chris Dressel (88)
WR	Tim Smith (83)
QB	Gifford Nielsen (7)
OL	Oliver Luck (10)
RB	Earl Campbell (34)
FB	Larry Moriarty (30)
or TE	Mike McCloskey (89)
DEFENSE	
LE	Bob Hamm (90)
NT	Brian Sochia (72)
OLB	Mike Stensrud (67)
RE	Jesse Baker (75)
OLB	Avon Riley (53)
ILB	Greg Bingham (54)
ILB	Robert Abraham (56)
OLB	Robert Brazile (52)
LCB	Steve Brown (24)
	Bill Kay (22)
RCB	Willie Tullis (20)
SS	Keith Bostic (25)
FS	Carter Hartwig (36)
SPECIALISTS	
K	Florian Kempf (4)
P	John James (6)
Pro Bowl	

GM: Ladd Herzog; Head Coach: Ed Biles (six games), Chuck Studley (10 games)
 Asst. Coaches: O. Kay Dalton (off. coord.), Chuck Studley (def. coord.), Bill Allerheiligen (strength & cond.), Andy Bourgeois (WR), Ken Houston (DB), Elijah Pitts (off. backs), Vic Rapp (TE/ST), Dick Selcer (LB), Ralph Staub (DL), Bill Walsh (OL)
 * Coord. for first six games; head coach last 10 games

Front Office
 Coaching Staff
 Players
 Rookies
 2008 Season
 Records
 HISTORY
 Playoff History
 Sidelines

1982 SEASON (1-8)

Front Office

Coaching Staff

Players

Rookies

2008 Season

Records

HISTORY

Playoff History

Sidelines

Head Coach: Ed Biles

Postseason: 0-0

Standings: 13th AFC

DATE	OPPONENT	SCORE	WL	ATT
Sep. 12	at Cincinnati	6-27	L	52,268
Sep. 19	SEATTLE	23-21	W	43,117
Nov. 21	PITTSBURGH	10-24	L	42,338
Nov. 28	at New England	21-29	L	35,602
Dec. 5	at NY Giants	14-17	L	71,184
Dec. 13	DALLAS	7-37	L	51,808
Dec. 19	at Philadelphia	14-35	L	44,119
Dec. 26	CLEVELAND	14-20	L	36,559
Jan. 2	CINCINNATI	27-35	L	26,522

Note: strike-shortened season

	OLTERS	OPP
TOTAL FIRST DOWNS	138	187
Rushing	52	67
Passing	81	106
Penalty	5	14
3rd Down: Made/Att	43/123	60/130
3rd Down Pct.	35.0	46.2
4th Down: Made/Att	8/12	2/6
4th Down Pct.	66.7	33.3
POSSESSION AVG.	27.40	32.20
TOTAL NET YARDS	2373	3438
Avg. Per Game	263.7	382.0
Total Plays	551	613
Avg. Per Play	4.3	5.6
NET YARDS RUSHING	799	1225
Avg. Per Game	88.8	136.1
Total Rushes	225	298
NET YARDS PASSING	1574	2213
Avg. Per Game	174.9	245.9
Sacked/Yards Lost	39/308	31/240
Gross Yards	1882	2453
Att./Comp.	287/153	284/179
Completion Pct.	53.3	63.0
Had Intercepted	15	3
PUNTS/AVERAGE	55/39.7	38/43.0
NET PUNTING AVG.	55/33.0	38/36.1
PENALTIES/YARDS	52/424	59/454
FUMBLES/BALL LOST	14/11	20/13
TOUCHDOWNS	18	30
Rushing	5	10
Passing	12	18
Returns	1	2

BY PERIODS	1	2	3	4	OTPTS
Oilers	24	27	31	54	0 136
Opponents	48	71	45	81	0 245

SCORING	TD	RU	PA	RT	PAT	FG	S	TP
Casper	6	0	0	0	0	0	36	
Kempf	0	0	0	0	16/18	4/6	28	
Craft	4	3	1	0	0	0	24	
Renfro	3	0	3	0	0	0	18	
Campbell	2	2	0	0	0	0	12	
Allen	1	0	1	0	0	0	6	
Holston	1	0	1	0	0	0	6	
Reinfield*	1	0	0	1	0	0	6	
Oilers	18	5	12	1	16/18	4/6	0 136	
Opponents	30	10	18	2	30/30	11/18	1 245	

RUSHING	NO	YDS	AVG	LG	TD
Campbell	157	538	3.4	22	2
Manning	13	85	6.5	24	0
Edwards	15	58	3.9	9	0
Craft	18	42	2.3	10	3
Nielsen	9	37	4.1	9	0
Armstrong	8	15	1.9	5	0
Bailey	1	13	13.0	13	0
Casper	2	9	4.5	8	0
Allen	2	2	1.0	9	0
Oilers	225	799	3.6	24	5
Opponents	298	1225	4.1	90t	10

PASSING	ATT	CMP	PCT	YARDS	YDS/ATT	TD	INT	LG	SK/YDS	RATING
Nielsen	161	87	54.0	1005	6.24	6	8	46	12/92	64.8
Manning LG	132	67	50.8	880	6.67	6	8	54t	29/234	62.1
Manning TM	125	66	52.8	877	7.02	6	6	54t	27/216	71.3
Campbell	1	0	0.0	0	0.0	0	1	0	0/0	0.0
Oilers	287	153	53.3	1882	6.56	12	15	54t	39/308	66.0
Opponents	284	179	63.0	2453	8.64	18	3	62t	31/240	107.3

RECEIVING	NO	YDS	AVG	LG	TD
Casper	36	573	15.9	38	6
Bailey	26	367	14.1	27	0
Craft	23	230	10.0	49	1
Renfro	21	295	14.0	54t	3
Campbell	18	130	7.2	46	0
Armstrong	12	75	6.3	14	0
Edwards	9	53	5.9	21	0
Holston	5	116	23.2	38t	1
Allen	2	35	17.5	23t	1
Thomaselli	1	8	8.0	8	0
Oilers	153	1882	12.3	54t	12
Opponents	179	2453	13.7	62t	18

INTERCEPTIONS	NO	YDS	AVG	LG	TD
Brazile	1	31	31.0	31	0
Bingham	1	8	8.0	8	0
Perry	1	8	8.0	8	0
Oilers	3	47	15.7	31	0
Opponents	15	47	3.1	22	1

PUNTING	NO	YDS	AVG	NET	TB	IN	LG	B
James LG	43	1741	40.5	34.1	4	7	56	0
James TM	31	1260	40.6	34.3	2	4	56	0
Parsley	24	926	38.6	31.3	2	3	51	0
Oilers	55	2186	39.7	33.0	4	7	56	0
Opponents	38	1634	43.0	36.1	8	11	73	0

PUNT RETURNS	NO	FC	YDS	AVG	LG	TD
Roaches	19	4	104	5.5	25	0
Oilers	19	4	104	5.5	25	0
Opponents	35	11	293	8.4	24	0

KICKOFF RETURNS	NO	YDS	AVG	LG	TD
Riley	1	27	27.0	27	0
Roaches	21	441	21.0	45	0
T. Wilson	2	40	20.0	26	0
Allen	15	292	19.5	38	0
Tullis	5	91	18.2	28	0
Thomaselli	1	7	7.0	7	0
Smith*	0	7	-	7	0
Oilers	45	905	20.1	45	0
Opponents	26	564	21.7	55	0

*handoff from Roaches

FIELD GOALS	1-19	20-29	30-39	40-49	50+
Kempf	0/0	1/1	3/3	0/1	0/0
Oilers	0/0	1/1	3/3	0/1	0/0
Opponents	1/1	6/6	1/3	2/6	1/3

Kempf: () (24G) (31G) (52N) () () (42N) (35G,37G)
 Opponents: (47N,43G,43N,25G) () (48G) (23G,25G) (37N,26G,42N) (22G,36G,53G) () (45B,18G,55N,24G) (51N)

SACKS
Baker 7.5, Brazile 6.5, Bingham 3.0, Kennard 3.0, Skaugstad 3.0, Riley 1.5, Stensrud 1.5, Bethea 1.0, Corker 1.0, Hunt 1.0, Washington 1.0, Oilers 31.0, Opponents 39.0

TACKLES (Solo, Assists, Total)
Hunt (61-24-85), Bingham (63-21-84), Brazile (46-20-66), Perry (37-12-49), Reinfieldt (32-10-42), Riley (27-15-42), Stensrud (21-12-33), Baker (22-10-32), Kennard (20-9-29), Tullis (19-6-25), J. C. Wilson (21-4-25), Hartwig (22-2-24), Skaugstad (13-8-21), Stermick (17-3-20), Thompson (13-3-16), Taylor (12-3-15), Bethea (10-4-14), Washington (9-5-14), Kay (9-2-11), Abraham (2-1-3) Oilers (476-174-650)

USUAL STARTING LINEUP

OFFENSE

- WR Harold Bailey (80)
- LT John Schuhmacher (62)
- LG Ralph Williams (68)
- C Mike Munchak (63)
- C David Carter (58)
- RG Ed Fisher (60)
- RT Morris Towns (76)
- TE Dave Casper (87)
- WR Mike Renfro (82)
- Mike Holston (84)
- QB Archie Manning (8)
- Gifford Nielsen (14)
- RB Earl Campbell (34)
- FB Stan Edwards (35)

DEFENSE

- LE Ken Kennard (71)
- NT Mike Stensrud (67)
- RE Jesse Baker (75)
- OLB Avon Riley (53)
- ILB Greg Bingham (54)
- ILB Daryl Hunt (50)
- OLB Robert Brazile (52)**
- LCB J. C. Wilson (33)
- RCB Greg Stermick (27)
- SS Carter Hartwig (36)
- Vernon Perry (32)
- FS Mike Reinfieldt (37)

SPECIALISTS

- K Florian Kempf (4)
- P John James (6)
- Cliff Parsley (18)

Pro Bowl

GM: Ladd Herzog; Head Coach: Ed Biles

Asst. Coaches: Jim Shofner (off. coord.), Bill Allerhellen (strength & cond.), Andy Bourgeois (WR), Ray Callahan (OL), Bob Gambold (DB), Ken Houston (def. asst.), Elijah Pitts (off. backs), Dick Selcer (LB), Ralph Staub (DL)

Head Coach: Ed Biles

Postseason: 0-0

Standings: 3rd AFC Central

DATE	OPPONENT	SCORE	WL	ATT
Sep.6	at L.A. Rams	27-20	W	63,198
Sep.13	at Cleveland	9-3	W	79,483
Sep.20	MIAMI	10-16	L	47,379
Sep.27	at NY Jets	17-33	L	50,309
Oct. 4	CINCINNATI	17-10	W	44,530
Oct.11	SEATTLE	35-17	W	42,671
Oct.18	at New England	10-38	L	60,474
Oct.26	at Pittsburgh	13-26	L	52,732
Nov.1	at Cincinnati	21-34	L	54,736
Nov.8	OAKLAND	17-16	W	45,519
Nov.15	at Kansas City	20-27	L	49,581
Nov.22	NEW ORLEANS	24-27	L	49,581
Nov.29	ATLANTA	27-31	L	40,201
Dec.3	CLEVELAND	17-13	W	44,502
Dec.13	at San Francisco	6-28	L	55,707
Dec.20	PITTSBURGH	21-20	W	41,056

OILERS		OPP
TOTAL FIRST DOWNS	241	325
Rushing	103	138
Passing	124	162
Penalty	14	25
3rd Down: Made/Att	69/212	102/235
3rd Down Pct.	32.5	43.4
4th Down: Made/Att	--	--
4th Down Pct.	--	--
POSSESSION AVG.	27:56	32:04
TOTAL NET YARDS	4511	5726
Avg. Per Game	281.9	357.9
Total Plays	947	1084
Avg. Per Play	4.8	5.3
NET YARDS RUSHING	1734	2411
Avg. Per Game	108.4	150.7
Total Rushes	466	549
NET YARDS PASSING	2777	3315
Avg. Per Game	173.6	207.2
Sacked/Yards Lost	40/342	33/239
Gross Yards	3119	3554
Att./Comp.	441/258	502/295
Completion Pct.	58.5	58.8
Had Intercepted	23	18
PUNTS/AVERAGE	79/39.7	70/41.9
NET PUNTING AVG.	79/34.4	70/33.9
PENALTIES/YARDS	93/825	92/838
FUMBLES/BALL LOST	33/21	20/13
TOUCHDOWNS	34	39
Rushing	11	16
Passing	21	22
Returns	2	1

BY PERIODS	1	2	3	4	OT	P.TS.
Oilers	47	66	55	113	0	281
Opponents	73	93	105	84	0	355

SCORING	TDR	PA	RT	PAT	FG	S	TP
Fritsch	0	0	0	32/34	15/22	0	77
Campbell	10	10	0	0	0	0	60
Casper	8	0	0	0	0	0	48
Burrough	7	0	0	0	0	0	42
Holston	2	0	0	0	0	0	12
Armstrong	1	0	1	0	0	0	6
Barber	1	0	1	0	0	0	6
Carpenter	1	0	1	0	0	0	6
Coleman	1	1	0	0	0	0	6
Renfro	1	0	1	0	0	0	6
Roaches	1	0	1	0	0	0	6
Tullis	1	0	0	1	0	0	6
Oilers	34	11	21	2	32/34	15/22	0 281
Opponents	39	16	22	1	38/39	27/42	1 355

PASSING	ATT	CMP	PCT	YARDS	YDS/ATT	TD	INT	LG	SK/YDS	RATING
Stabler	285	165	57.9	1988	6.98	14	18	71t	29/254	69.5
Nielsen	93	60	64.5	709	7.62	5	3	44	8/61	92.1
J. Reeves	61	31	50.8	379	6.21	2	2	51t	3/27	67.6
Parsley	2	2	100.0	43	21.50	0	0	31	0/0	118.8
Oilers	441	258	58.5	3119	7.07	21	23	71t	40/342	74.4
Opponents	502	295	58.8	3554	7.08	22	18	67t	33/239	80.2

RUSHING	NO	YDS	AVG	LG	TD
Campbell	361	1376	3.8	43	10
Armstrong	31	146	4.7	18	0
Coleman	21	91	4.3	30	1
Carpenter	18	74	4.1	20	0
T. Wilson	13	35	2.7	7	0
Reaves	6	13	2.2	13	0
Nielsen	6	2	0.3	4	0
Stabler	10	-3	-0.3	4	0
Oilers	466	1734	3.7	43	11
Opponents	549	2411	4.4	56	16

RECEIVING	NO	YDS	AVG	LG	TD
Burrough	40	668	16.7	71t	7
Renfro	39	451	11.6	43	1
Campbell	36	156	4.3	17	0
Casper	33	572	17.3	52t	8
Armstrong	29	278	9.6	48	1
Holston	27	427	15.8	50t	2
Coleman	19	211	11.1	24	0
Barber	13	190	14.6	35	1
Carpenter	13	80	6.2	33t	1
T. Wilson	5	33	6.6	11	0
Smith	2	37	18.5	25	0
Brooks LG	3	37	12.3	21	0
Brooks TM	2	16	8.0	16	0
Smith	2	37	18.5	25	0
Oilers	258	3119	12.1	71t	21
Opponents	295	3554	12.0	67t	22

INTERCEPTIONS	NO	YDS	AVG	LG	TD
Sternick	3	94	31.3	38	0
Hartwig	3	78	26.0	36	0
Kay	2	47	23.5	30	0
Perry	2	46	23.0	34	0
Bingham	2	20	10.0	17	0
Reinfeldt	2	18	9.0	16	0
Brazile	2	7	3.5	7	0
Washington	1	19	19.0	19	0
J.C. Wilson	1	-1	-1.0	-1	0
Oilers	18	330	18.3	38	0
Opponents	23	289	12.6	49	0

PUNTING	NO	YDS	AVG	NET	TB	IN	LG	B
Parsley	79	3137	39.7	34.4	3	17	62	0
Oilers	79	3137	39.7	34.4	3	17	62	0
Opponents	70	2935	41.9	33.9	12	17	65	1

PUNT RETURNS	NO	FC	YDS	AVG	LG	TD
Roaches	39	4	296	7.6	40	0
Tullis	2	0	29	14.5	16	0
Oilers	41	4	325	7.9	40	0
Opponents	47	19	360	7.7	26	0

KICKOFF RETURNS	NO	YDS	AVG	LG	TD
Roaches	28	769	27.5	96t	1
Tullis	32	779	24.3	95t	1
T. Wilson	3	41	13.7	23	0
Armstrong	3	36	12.0	18	0
Hunt	3	19	6.3	11	0
J.C. Wilson	2	27	13.5	14	0
Riley	1	-51	-51.0	-51	0
Oilers	72	1722	23.9	96t	2
Opponents	59	1201	20.4	34	0

FIELD GOALS	1-19	20-29	30-39	40-49	50+
Fritsch	0/0	3/4	4/4	7/13	1/1
Oilers	0/0	3/4	4/4	7/13	1/1
Opponents	4/4	4/5	8/11	10/18	1/4

Fritsch: (50G,41G,44B) (42G,27G,36G) (40G) (38G) (49N,48G) () (42G) (34G,22N,44G) (44N) (23G,22N) (21G) (49G) () (32G,41N) () (47N)

Opponents: (35G,29N,36G) (36B,50B,29G,41N) (42G,37G,47N,27G) (41G) (45G,48N,36N) (41G,47N) (32N,21G) (19G,19G) (51G,30G) (51N,29G,42G,43G,47N) (37G,42G,38G) (41B,46G,42G) (36G,54N,46N) (18G,19G,47N) () (40G,37G)

SACKS
 Baker 10.0, Dorris 5.0, Stensrud 4.0, Kennard 3.5, Bethea 2.0, Brazile 6.0, Washington 2.0, Hunt 1.5, Bingham 1.0, Reinfeldt 1.0, Stringer 1.0, Skaugstad 0.5, Thompson 0.5
Oilers 33.0, Opponents 40.0

TACKLES (Solo, Assists, Total)
 Bingham (112-60-172), Hunt (81-46-127), Brazile (72-40-112), Perry (74-27-101), Kennard (62-29-91), Reinfeldt (49-34-83), Washington (53-21-74), J.C. Wilson (43-19-62), Baker (42-18-60), Dorris (33-27-60), Bethea (29-30-59), Stensrud (28-20-48), Sternick (34-11-45), Skaugstad (20-18-38), Stringer (15-6-21), Thompson (13-5-18), Hartwig (10-7-17), Kay (13-4-17), Riley (6-8-14), Corker (3-2-5)
Oilers (792-432-1224)

USUAL STARTING LINEUP	
OFFENSE	
WR	Ken Burrough (00)
LT	Leon Gray (74)
LG	John Schumacher (68)
C	David Carter (58)
RG	Ed Fisher (60)
RT	Morris Towns (76)
TE	Mike Barber (86)
	Dave Casper (87)
WR	Mike Renfro (82)
	Mike Holston (84)
QB	Ken Stabler (12)
RB	Earl Campbell (34)
FB	Tim Wilson (45)

DEFENSE	
LE	Andy Dorris (69)
NT	Ken Kennard (71)
RE	Elvin Bethea (65)
OLB	Ted Washington (59)
ILB	Gregg Bingham (54)
ILB	Daryl Hunt (50)
OLB	Robert Brazile (52)
LCB	J.C. Wilson (33)
RCB	Greg Sternick (27)
SS	Vernon Perry (32)
FS	Mike Reinfeldt (37)

SPECIALISTS	
K	Toni Fritsch (16)
P	Cliff Parsley (18)

ADDITIONAL PRO BOWL	
Carl Roaches	
Pro Bowl	

GM: Ladd Herzog; Head Coach: Ed Biles
 Asst. Coaches: Jim Shofner (off. coord.), Dick Nolan (def. coord.), Nick Bourgeois (WR), Ray Callahan (OL), Joe Galat (DL), Bob Gambold (DB), Elijah Pitts (off. backs), Dick Selcer (LB)

Front Office

Coaching Staff

Players

Rookies

2009 Season

Records

HISTORY

Playoff History

Sidelines

1980 SEASON (11-5)

Head Coach: O.A. "Bum" Phillips

Postseason: 0-1

Standings: 1st AFC Central (tied)

DATE	OPPONENT	SCORE	WL	ATT
Sep.7	at Pittsburgh	17-31	L	54,386
Sep.15	at Cleveland	16-7	W	80,243
Sep.21	BALTIMORE	21-16	W	47,878
Sep.28	at Cincinnati	13-10	W	50,413
Oct.5	SEATTLE	7-26	L	46,860
Oct.12	at Kansas City	20-21	L	75,048
Oct.19	TAMPA BAY	20-14	W	48,167
Oct.26	CINCINNATI	23-3	W	49,189
Nov.2	at Denver	20-16	W	74,717
Nov.10	NEW ENGLAND	38-34	W	51,524
Nov.16	at Chicago	10-6	W	59,390
Nov.23	at NY Jets	28-31*	L	52,358
Nov.30	CLEVELAND	14-17	L	61,514
Dec.4	PITTSBURGH	6-0	W	53,960
Dec.14	at Green Bay	22-3	W	53,201
Dec.21	MINNESOTA	20-16	W	51,064
Dec.28	at Oakland	7-27	L	52,762

	OLTERS	OPP
TOTAL FIRST DOWNS	329	259
Rushing	155	94
Passing	152	147
Penalty	22	18
3rd Down: Made/Att	92/211	76/211
3rd Down Pct.	43.6	36.0
4th Down: Made/Att	--	--
4th Down Pct.	--	--
POSSESSION AVG.	33:16	26:44
TOTAL NET YARDS	5642	4612
Avg. Per Game	352.6	288.3
Total Plays	1063	932
Avg. Per Play	5.3	4.9
NET YARDS RUSHING	2635	1811
Avg. Per Game	164.7	113.2
Total Rushes	573	444
NET YARDS PASSING	3007	2801
Avg. Per Game	187.9	175.1
Sacked/Yards Lost	27/264	34/252
Gross Yards	3271	3053
Att./Comp.	463/296	454/246
Completion Pct.	63.9	54.2
Had Intercepted	28	26
PUNTS/AVERAGE	67/40.7	78/40.9
NET PUNTING AVG.	67/32.4	78/34.2
PENALTIES/YARDS	101/838	101/758
FUMBLES/BALL LOST	33/19	22/13
TOUCHDOWNS	34	27
Rushing	18	8
Passing	15	16
Returns	1	3

BY PERIODS	1	2	3	4	OT PTS.
Oilers	25	83	83	105	0 295
Opponents	63	85	34	66	3 251

SCORING	TD	RU	PA	RT	PAT	FG	S	TP
Fritsch	0	0	0	0	26/27	19/24	0	83
Campbell	13	13	0	0	0	0	0	78
Barber	5	0	0	0	0	0	0	30
Casper LG	4	0	4	0	0	0	0	24
Caster TM	3	0	3	0	0	0	0	18
Marcol LG	1	0	0	1	18/10	3/4	0	23
Marcol TM	0	0	0	0	1/3	1/1	0	4
Carpenter	3	0	0	0	0	0	0	18
Caster	3	0	0	0	0	0	0	18
Johnson	2	0	2	0	0	0	0	12
T. Wilson	2	1	1	0	0	0	0	12
Coleman	1	1	0	0	0	0	0	6
Corker	1	0	1	0	0	0	0	6
Renfro	1	0	1	0	0	0	0	6
Thompson	0	0	0	0	4/4	0/0	0	4
Oilers	34	18	15	1	31/34	20/25	0	295
Opponents	27	8	16	3	26/27	21/29	0	251

PASSING	ATT	CMP	PCT	YARDS	YDS/ATT	TD	INT	LG	SK/YDS	RATING
Stabler	457	293	64.1	3202	7.01	13	28	79t	27/264	68.7
Campbell	2	1	50.0	57	28.50	1	0	57t	0/0	135.4
Nielsen	4	2	50.0	12	3.00	1	0	8t	0/0	95.8
Oilers	463	296	63.9	3271	7.06	15	28	79t	27/264	70.4
Opponents	454	246	54.2	3053	6.72	16	26	50t	34/252	63.1

RUSHING	NO	YDS	AVG	LG	TD
Campbell	373	1934	5.2	55t	13
Carpenter	97	359	3.7	46	3
T. Wilson	66	257	3.9	15	1
Coleman	14	82	5.9	27	1
Renfro	1	12	12.0	12	0
Casper LG	2	8	4.0	6	0
Casper TM	2	8	4.0	6	0
Clark	1	3	3.0	3	0
Barber	1	1	1.0	1	0
Johnson	2	1	0.5	4	0
Nielsen	1	0	0.0	0	0
Stabler	15	-22	-1.5	0	0
Oilers	573	2635	4.6	55t	18
Opponents	444	1811	4.1	58	8

RECEIVING	NO	YDS	AVG	LG	TD
Barber	59	712	12.1	79t	5
Carpenter	43	346	8.0	25	0
Renfro	35	459	13.1	42	1
Casper LG	56	796	14.2	43	4
Casper TM	34	526	15.5	43	3
Johnson	31	343	11.1	57t	2
T. Wilson	30	170	5.7	13	1
Caster	27	341	12.6	68t	3
Coleman	16	168	10.5	27	0
Campbell	11	47	4.3	10	0
Burrough	4	91	22.8	54	0
Groth	4	47	11.8	18	0
Smith	2	21	10.5	13	0
Oilers	296	3271	11.1	79t	15
Opponents	246	3053	12.4	50t	16

INTERCEPTIONS	NO	YDS	AVG	LG	TD
Tatum	7	100	14.3	35	0
Perry	5	85	17.0	42	0
Reinfeldt	4	36	9.0	23	0
Stemrick	4	25	6.3	15	0
Brazile	2	38	19.0	33	0
J. Wilson	2	26	13.0	26	0
Henderson LG	1	3	3.0	3	0
Henderson TM	1	3	3.0	3	0
Hartwig	1	0	0.0	0	0
Oilers	26	313	12.0	42	2
Opponents	28	424	15.1	82	0

PUNTING	NO	YDS	AVG	NET	TB	IN	LG	B
Parsley	67	2727	40.7	32.4	8	19	57	0
Marcol LG	1	33	33.0	13.0	1	0	33	0
Oilers	67	2727	40.7	32.4	8	19	57	0
Opponents	78	3193	40.9	34.2	7	15	57	0

PUNT RETURNS	NO	FC	YDS	AVG	LG	TD
Roaches	47	6	384	8.2	68	0
Groth	1	0	0	0.0	0	0
Bingham	0	2	--	--	0	0
Oilers	48	8	384	8.0	68	0
Opponents	40	9	394	9.9	50	0

KICKOFF RETURNS	NO	YDS	AVG	LG	TD
Roaches	37	746	20.2	46	0
Groth	12	216	18.0	27	0
Barber	1	12	12.0	12	0
Carpenter	1	7	7.0	7	0
Bingham	1	0	0.0	0	0
Smith	1	0	0.0	0	0
Oilers	53	981	18.5	46	0
Opponents	68	1265	18.6	63	0

FIELD GOALS	1-19	20-29	30-39	40-49	50+
Fritsch	1/1	7/9	7/8	4/6	0/0
Marcol LG	0/0	1/1	0/1	2/2	0/0
Marcol TM	0/0	1/1	0/0	0/0	0/0
Oilers	1/1	8/10	7/8	4/6	0/0
Opponents	0/0	12/12	5/7	3/7	1/3

Fritsch: (31G) (25G,29G,17G) () (27G,29G) (1) (4 G, 4 G, 6 G) (2 G, 3 G, 3 G, 4 G, 9 N) (38G,46G,30G) () (45G) (29N,29G) (29N) (33N) (37G,33G) () (23G,31G,48B)
 Marcol: () () () () () () () () () () () (27g)
 Opponents: (49N,27G) () (30G,23G,29G) (26G) (32G,33G,50G,40G,40N) (53N) () (23G,43N) (45G,20G,28G) (26G,44G,40N) (53N) () (23G, 43N) (45G,20 G,28 G) (26G,44G,28G) (27G,29G) (36N,38G) (50N,25G) (42N) (28G) (38G)

SACKS
 Stensrud 7.0, Baker 6.5, Brazile 6.5, Washington 4.0, Bethea 2.0, Bingham 1.0, Henderson 1.0, Kennard 0.5
Oilers 34.0, Opponents 27.0

TACKLES (Solo, Assists, Total)
 Bingham (112-100-212), Brazile (73-68-141), Perry (55-56-111), Reinfeldt (61-48-109), Washington (60-38-98), Wilson (55-39-94), Bethea (40-37-77), Hunt (34-43-77), Dorris (34-34-68) Kennard (26-40-66), Stringer (29-25-55), Stensrud (32-23-55), Stemrick (33-15-48), Baker (25-19-44), Tatum (15-9-24), Thompson (6-13-19), Henderson (11-7-18), Hartwig (4-2-6)
Oilers (702-620-1322)

DEFENSE	NO	YDS	AVG	LG	TD
Tatum	7	100	14.3	35	0
Perry	5	85	17.0	42	0
Reinfeldt	4	36	9.0	23	0
Stemrick	4	25	6.3	15	0
Brazile	2	38	19.0	33	0
J. Wilson	2	26	13.0	26	0
Henderson LG	1	3	3.0	3	0
Henderson TM	1	3	3.0	3	0
Hartwig	1	0	0.0	0	0
Oilers	26	313	12.0	42	2
Opponents	28	424	15.1	82	0

USUAL STARTING LINEUP
OFFENSE
 WR Billy Johnson (84)
or TE Dave Casper (87)
 LT Leon Gray (74)
 LG Bob Young
 C Carl Mauck
 RG Ed Fisher (60)
 RT Morris Towns (76)
 TE Mike Barber (86)
 WR Mike Renfro (82)
 QB Ken Stabler (12)
RB Earl Campbell (34)
 FB Tim Wilson (45)

DEFENSE
 LE Andy Dorris (69)
 NT Ken Kennard (71)
 RE Elwin Bethea (65)
 OLB Ted Washington (59)
 ILB Art Stringer (56)
 Daryl Hunt (50)
 ILB Gregg Bingham (54)
 OLB Robert Barber (52)
 LCB J.C. Wilson (33)
RCB Greg Stemrick (27)
 SS Vernon Perry (32)
 FS Mike Reinfeldt (37)

SPECIALISTS
 K Toni Fritsch (18)
 P Cliff Parsley (18)

Pro Bowl
 All-Pro

GM/Head Coach: Bum Phillips
 Asst. Coaches: Ed Biles (def. coord.), Andy Bourgeois (off. backs), Joe Bugel (off. line), King Hill (WR/QB), Wade Phillips (DL), Bob Gambold (DB), John Paul Young (ST/LB)

Head Coach: O.A. "Bum" Phillips

Postseason: 2-1

Standings: 2nd AFC Central

DATE	OPPONENT	SCORE	WL	ATT
Sep.2	at Washington	29-27	W	54,582
Sep.9	at Pittsburgh	7-38	L	49,792
Sep.16	KANSAS CITY	20-6	W	45,684
Sep.23	at Cincinnati	30-27*	W	45,615
Sep.30	CLEVELAND	31-10	W	48,915
Oct.7	ST. LOUIS	17-24	L	53,043
Oct.14	at Baltimore	28-16	W	45,021
Oct.21	at Seattle	14-34	L	60,705
Oct.28	NY JETS	27-24*	W	54,825
Nov.5	at Miami	9-6	W	70,273
Nov.11	OAKLAND	31-17	W	48,614
Nov.18	CINCINNATI	42-21	W	49,829
Nov.22	at Dallas	30-24	W	63,897
Dec.2	at Cleveland	7-14	L	69,112
Dec.10	PITTSBURGH	20-17	W	55,293
Dec.16	PHILADELPHIA	20-26	L	49,407
Dec.23	DENVER	13-7	W	48,776
Dec.29	at San Diego	17-14	W	51,192
Jan.6	at Pittsburgh	13-27	L	50,475

	OILERS	OPP
TOTAL FIRST DOWNS	268	304
Rushing	149	125
Passing	100	158
Penalty	19	21
3rd Down: Made/Att	107/253	97/226
3rd Down Pct.	42.3	42.9
4th Down: Made/Att	--	--
4th Down Pct.	--	--

POSSESSION AVG.	30:42	29:18
TOTAL NET YARDS	4827	4990
Avg. Per Game	301.7	311.9
Total Plays	1034	1038
Avg. Per Play	4.7	4.8
NET YARDS RUSHING	2571	2225
Avg. Per Game	160.7	139.1
Total Rushes	616	522
NET YARDS PASSING	2256	2765
Avg. Per Game	141.0	172.8
Sacked/Yards Lost	32/238	51/421
Gross Yards	2494	3186
Att./Comp.	386/195	465/242
Completion Pct.	50.5	52.0
Had Intercepted	21	34
PUNTS/AVERAGE	93/40.6	73/41.0
NET PUNTING AVG.	93/31.7	73/35.8
PENALTIES/YARDS	109/942	103/920
FUMBLES/BALL LOST	31/11	29/16
TOUCHDOWNS	43	40
Rushing	24	19
Passing	17	18
Returns	2	3

BY PERIODS	1	2	3	4	OTPTS	
Oilers	58	144	81	73	6	362
Opponents	81	87	50	113	0	331

SCORING	TD	RU	PA	RT	PAT	FG	S	TP
Campbell	19	19	0	0	0	0	0	114
Fritsch	0	0	0	0	41/43	21/25	0	104
Burrough	6	0	6	0	0	0	0	36
Carpenter	4	3	1	0	0	0	0	24
Barber	3	0	3	0	0	0	0	18
T. Wilson	3	2	1	0	0	0	0	18
Renfro	2	0	2	0	0	0	0	12
Baker	1	0	0	1	0	0	0	6
Caster	1	0	1	0	0	0	0	6
Coleman	1	0	1	0	0	0	0	6
Johnson	1	0	1	0	0	0	0	6
Merkens	1	0	1	0	0	0	0	6
J.C. Wilson	1	0	0	1	0	0	0	6
Oilers	43	24	17	2	41/43	21/25	0	362
Opponents	40	19	18	3	37/40	18/28	0	331

PASSING	ATT	CMP	PCT	YARDS	YDS/ATT	TD	INT	LG	SK/YDS	RATING
Pastorini	324	163	50.3	2090	6.45	14	18	551	29/212	62.1
G. Nielsen	61	32	52.5	404	6.62	3	4	31	3/26	69.3
Burrough	1	0	0.0	0	0.00	0	0	0	0/0	39.6
Oilers	386	195	50.5	2494	6.46	17	21	551	32/238	63.1
Opponents	465	242	52.0	3186	6.85	18	34	561	51/421	56.4

RUSHING	NO	YDS	AVG	LG	TD
Campbell	368	1697	4.6	611	19
Carpenter	92	355	3.9	13	3
T. Wilson	84	319	3.8	19	2
Coleman	21	81	3.9	10	0
Clark	22	51	2.3	7	0
Caster	4	25	6.3	10	0
Pastorini	15	23	1.5	14	0
King	3	9	3.0	4	0
Nielsen	5	7	1.4	7	0
Barber	2	4	2.0	6	0
Oilers	616	2571	4.2	611	24
Opponents	522	2225	4.3	40	19

RECEIVING	NO	YDS	AVG	LG	TD
Burrough	40	752	18.8	551	6
T. Wilson	29	208	7.2	241	1
Barber	27	377	14.0	371	3
Caster	18	239	13.3	36	0
Renfro	16	323	20.2	49	2
Carpenter	16	116	7.3	22	1
Campbell	16	94	5.9	46	0
Coleman	12	114	9.5	17	1
Johnson	6	108	18.0	29	1
Clark	6	58	9.7	38	0
Rucker	4	40	10.0	16	0
Merkens	3	44	14.7	20	1
Ellender	1	15	15.0	15	0
Groth	1	6	6.0	6	0
Oilers	195	2494	12.8	551	17
Opponents	242	3186	13.2	561	18

INTERCEPTIONS	NO	YDS	AVG	LG	TD
Reinfeldt	12	205	17.1	39	0
J.C. Wilson	6	135	22.5	66	1
Bingham	3	78	26.0	54	0
Perry	3	33	11.0	24	0
Stemrick	2	50	25.0	50	0
Brazile	2	45	22.5	26	0
Alexander	2	27	13.5	19	0
Hartwig	2	24	12.0	24	0
Stringer	2	21	10.5	21	0
Oilers	34	618	18.2	66	1
Opponents	21	290	13.8	68	1

PUNTING	NO	YDS	AVG	NET	TB	IN	LG	B
Parsley	93	3777	40.6	31.7	5	14	59	0
Oilers	93	3777	40.6	31.7	5	14	59	0
Opponents	73	2992	41.0	35.8	8	19	57	0

PUNT RETURNS	NO	FC	YDS	AVG	LG	TD
Ellender	31	2	203	6.5	36	0
Johnson	4	0	17	4.3	16	0
Merkens	2	5	6	3.0	6	0
Coleman	1	0	-5	-5.0	-5	0
Thompson	0	1	0	0.0	0	0
Oilers	38	8	221	5.8	36	0
Opponents	64	9	726	11.3	55t	1

KICKOFF RETURNS	NO	YDS	AVG	LG	TD
Ellender	24	514	21.4	35	0
Coleman	16	321	20.1	27	0
Hartwig	13	238	18.3	37	0
Johnson	4	37	9.3	12	0
Carpenter	2	34	17.0	17	0
T. Wilson	2	30	15.0	15	0
Merkens	2	22	11.0	13	0
Groth	1	21	21.0	21	0
King	1	17	17.0	17	0
Caster	1	0	0.0	0	0
Stemrick	1	0	0.0	0	0
Oilers	67	1234	18.4	37	0
Opponents	69	1310	19.0	58	0

FIELD GOALS	1-19	20-29	30-39	40-49	50+
Fritsch	0/0	7/7	5/6	7/10	2/2
Oilers	0/0	7/7	5/6	7/10	2/2
Opponents	0/0	2/3	8/12	5/9	3/4
Fritsch:	(41G,46G,26G)	(1)	(28G,23G)	(1)	(33G,47G,29G)
(31N,47G,35G)	(46G,48N,48G,39G)	(51G)	(1)	(27G)	(43B)
(44N,24G,34G)	(44G,37G)	(24G)	(37G,39G,70N)	(45G,42N)	(27N)
(52G,48N,55G,32N)	(44G,32)	(24G)	(35N,34G)	(48G,30G)	(31G)
(32G)	(1)	(44G)	(36N,41N)	(37G,41N)	(22G,41G)

SACKS
Baker 15.5, Dorris 9.5, Washington 8.0, Brazile 5.0, Kennard 4.5, Culp 3.0, Stensrud 2.0, Bingham 1.0
Oilers 51.0 Opponents 32.0

TACKLES (Solo, Assists, Total)
Bingham (100-103-203), Brazile (86-58-144), Perry (55-56-111), Dorris (44-48-92), Stringer (59-32-91), Wilson (57-43-100), Reinfeldt (50-38-88), Washington (66-21-87), Culp (54-24-78), Bethea (34-31-65), Hunt (26-36-62), Sternrick (40-16-56), Baker (32-22-54), Thompson (22-13-35), Kennard (19-15-34), Hartwig (8-3-11), Stensrud (5-3-8), Currier (5-1-6)
Oilers (762-560-1322)

USUAL STARTING LINEUP
OFFENSE
WR Ken Burrough (00)
LT Leon Gray (74)
LG Conway Hayman (70)
C Carl Mauck (55)
RG Ed Fisher (60)
RT Morris Towns (76)
TE Mike Barber (86)
WR Rich Caster (88)
QB Dan Pastorini (7)
RB Earl Campbell (34)
FB Tim Wilson (45)
DEFENSE
LE Andy Dorris (69)
NT Curley Culp (78)
RE Elvin Bethea (65)
OLB Ted Washington (59)
ILB Greg Bingham (54)
ILB Art Stringer (56)
Daryl Hunt (50)
OLB Robert Brazile (52)
LCB J.C. Wilson (33)
RCB Greg Sternrick (27)
SS Vernon Perry (32)
FS Mike Reinfeldt (37)
SPECIALISTS
K Toni Fritsch (16)
P Cliff Parsley (18)
NFL MOST VALUABLE PLAYER
Earl Campbell
Pro Bowl
All-Pro

GM/Head Coach: Bum Phillips

Asst. Coaches: Ed Biles (def. coord./LB), Andy Bourgeois (off. backs), Joe Bugel (off. line), King Hill (WR), Wade Phillips (DL), Bob Gambold (DB), John Paul Young (ST)

Front Office
Coaching Staff
Players
Rookies
2008 Season
Records
History
Playoff History
Sidelines

1978 SEASON (10-6)

Head Coach: O.A. "Bum" Phillips Postseason: 2-1 Standings: 2nd AFC Central

DATE	OPPONENT	SCORE	WL	ATT
Sep.3	at Atlanta	14-20	L	57,328
Sep.10	at Kansas City	20-17	W	40,213
Sep.17	SAN FRANCISCO	20-19	W	46,161
Sep.24	LOS ANGELES	6-10	L	45,749
Oct. 1	at Cleveland	16-13	W	72,776
Oct. 8	at Oakland	17-21	L	52,550
Oct.15	BUFFALO	17-10	W	47,727
Oct.23	at Pittsburgh	24-17	W	48,021
Oct. 29	at Cincinnati	13-28	L	50,532
Nov.5	CLEVELAND	14-10	W	45,827
Nov.12	at New England	26-23	W	60,356
Nov.20	MIAMI	35-30	W	50,290
Nov.26	PITTSBURGH	17-10	W	43,245
Dec.3	PITTSBURGH	3-13	L	54,261
Dec.10	at New Orleans	17-12	W	63,169
Dec.17	SAN DIEGO	24-45	L	49,554
Dec. 24	at Miami	17-9	W	70,036
Dec. 31	at New England	31-14	W	61,297
Jan. 7	at Pittsburgh	5-34	L	49,417

	OILERS	OPP
TOTAL FIRST DOWNS	276	292
Rushing	135	120
Passing	119	144
Penalty	22	28
3rd Down: Made/Att	100/232	90/225
3rd Down Pct.	43.1	40.0
4th Down: Made/Att	--	--
4th Down Pct.	--	--
POSSESSION AVG.	29:44	30:16
TOTAL NET YARDS	4814	4914
Avg. Per Game	300.9	307.1
Total Plays	993	1021
Avg. Per Play	4.8	4.8
NET YARDS RUSHING	2476	2072
Avg. Per Game	154.8	129.5
Total Rushes	603	556
NET YARDS PASSING	2338	2842
Avg. Per Game	146.1	177.6
Sacked/Yards Lost	17/135	37/283
Gross Yards	2473	3125
Att./Comp.	373/201	428/240
Completion Pct.	53.9	56.1
Had Intercepted	17	17
PUNTS/AVERAGE	92/38.5	81/42.7
NET PUNTING AVG.	92/31.5	81/35.1
PENALTIES/YARDS	102/833	99/940
FUMBLES/BALL LOST	35/21	28/16
TOUCHDOWNS	35	34
Rushing	19	14
Passing	16	17
Returns	0	3

BY PERIODS	1	2	3	4	OTPTS	
Oilers	38	80	65	100	0	283
Opponents	43	119	67	69	0	298

SCORING	TDR	PA	RT	PAT	FG	S	TP	
Campbell	13	13	0	0	0	0	78	
Fritsch	0	0	0	0	31/32	14/18	0	73
Carpenter	5	5	0	0	0	0	30	
Caster	5	0	5	0	0	0	30	
Barber	3	0	3	0	0	0	18	
Burrough	2	0	2	0	0	0	12	
Coleman	2	1	1	0	0	0	12	
Renfro	2	0	2	0	0	0	12	
Woods	2	0	2	0	0	0	12	
T. Wilson	1	0	1	0	0	0	6	
Oilers	35	19	16	0	31/32	14/18	0	283
Opponents	34	14	17	3	33/34	19/32	2	298

PASSING	ATT	CMP	PCT	YARDS	YDS/ATT	TD	INT	LG	SK/YDS	RATING
Pastorini	368	199	54.1	2473	6.72	16	17	80t	15/123	70.4
G. Neilsen	4	2	50.0	0	0.00	0	0	0	2/12	56.3
Burrough	1	0	0.0	0	0.00	0	0	0	0/0	39.6
Oilers	373	201	53.9	2473	6.63	16	17	80t	17/135	69.9
Opponents	428	240	56.1	3125	7.30	17	17	58t	37/283	75.9

RUSHING	NO	YDS	AVG	LG	TD
Campbell	302	1450	4.8	81t	13
T. Wilson	126	431	3.4	24	0
Carpenter	82	348	4.2	20	5
Coleman	61	188	3.1	16	1
Caster	5	32	6.4	11	0
Barber	2	14	7.0	13	0
Pastorini	18	11	0.6	11	0
Renfro	1	9	9.0	9	0
Woods	2	4	2.0	5	0
Duncan	1	0	0.0	0	0
Burrough	3	-11	-3.7	1	0
Oilers	603	2476	4.1	81t	19
Opponents	556	2072	3.7	65	14

RECEIVING	NO	YDS	AVG	LG	TD
Burrough	47	642	13.3	44	2
Barber	32	513	16.0	72t	3
Renfro	26	339	13.0	58t	2
Caster	20	316	15.8	47t	5
Coleman	19	246	12.9	33	1
Carpeter	17	150	8.8	37	0
T. Wilson	15	91	6.1	14	1
Campbell	12	48	4.0	20	0
Woods	6	96	16.0	80t	2
Rucker	2	38	19.0	22	0
Duncan	2	0	0.0	0	0
B. Johnson	1	10	10.0	10	0
Merkens	1	6	6.0	6	0
Sampson	1	-4	-4.0	-4	0
Oilers	201	2473	12.3	80t	16
Opponents	240	3125	13.0	58t	17

INTERCEPTIONS	NO	YDS	AVG	LG	TD
Alexander	5	51	10.2	29	0
Stemrick	3	65	21.7	38	0
J.C. Wilson	2	10	5.0	10	0
Brazile	1	30	30.0	30	0
Stringer	1	20	20.0	20	0
Currier	1	8	8.0	8	0
Knoff	1	6	6.0	6	0
Whittington	1	6	6.0	6	0
Kiner	1	3	3.0	3	0
Reinfeldt	1	0	0.0	0	0
Oilers	17	199	11.7	38	0
Opponents	17	174	10.2	33	0

PUNTING	NO	YDS	AVG	NET	TB	IN	LG	B
Parsley	91	3539	38.9	31.5	6	20	59	1
Oilers	92	3539	38.5	31.5	6	20	59	1
Opponents	81	3462	42.7	35.1	10	19	65	0

PUNT RETURNS	NO	FC	YDS	AVG	LG	TD
Coleman	16	1	142	8.9	32	0
Merkens	13	1	132	10.2	42	0
Woods	9	0	82	9.1	14	0
B. Johnson	8	0	60	7.5	20	0
Southard LG	2	0	-2	-1.0	0	0
Thompson	0	2	0	--	0	0
Oilers	46	4	416	9.0	42	0
Opponents	53	20	517	9.8	82t	1

KICKOFF RETURNS	NO	YDS	AVG	LG	TD
Dirden	32	780	24.4	60	0
Poole	4	107	26.8	31	0
Davis	4	98	24.5	31	0
B. Johnson	4	73	18.3	22	0
Turner	4	69	17.3	23	0
Woods	3	59	19.7	24	0
Coleman	2	40	20.0	23	0
Duncan	2	38	19.0	21	0
Southard LG	2	47	23.5	26	0
T. Wilson	2	29	14.5	16	0
Carpenter	1	11	11.0	11	0
Oilers	58	1304	22.5	60	0
Opponents	61	1360	22.3	47	0

FIELD GOALS	1-19	20-29	30-39	40-49	50+
Fritsch	2/2	2/3	7/9	3/4	0/0
Oilers	2/2	2/3	7/9	3/4	0/0
Opponents	2/2	4/8	7/10	6/10	0/2

Fritsch: () (33G,49G) (38G,39N,19G) (32G,20G) (19G) (35G) (23N,43G) (39G) () (30N) () () (38G) (37G,43N) (22G) (43G)

Opponents: (43N,30G,48G) (50N,41G) (26G,19G,46N) (25G,29B) (41G,40G) () (33G) (31N,30G) (45N) (52N,40G) (32G,34G,37G,38N,25N) () (34G,38N) (41G,43N,23G,24N) (23N,21G) (19G)

SACKS
records not available
Oilers 37.0, Opponents 17.0

TACKLES (Solo, Assists, Total)
records not available

USUAL STARTING LINEUP

OFFENSE

WR Ken Burrough (00)
 LT Greg Sampson (73)
 LG George Reihner (64)
 RG Conway Hayman (70)
 C Carl Mauck (55)
 RC Ed Fisher (60)
 RT Conway Hayman (70)
 TE Ted Washington (76)
 TE Mike Barber (86)
 WR Mike Renfro (82)
 RB Rich Caster (88)
 QB Dan Pastorini (7)
FB Earl Campbell (34)
 RB Tim Wilson (45)

DEFENSE

LE James Young (77)
 NT Curley Culp (78)
RE Elvin Bethea (65)
 OLB Ted Washington (59)
 ILB Steve Kiner (57)
 ILB Gregg Bingham (54)
OLB Robert Brazile (52)
 LCB Willie Alexander (19)
 RCB Greg Stemrick (27)
 SS Bill Currier (20)
 FS Mike Reinfeldt (37)

SPECIALISTS

K Toni Fritsch (16)
 P Cliff Parsley (18)

Pro Bowl
 All-Pro

GM/Head Coach: Bum Phillips
Asst. Coaches: Ken Shipp (off. coord.), Ed Biles (def. coord.), Andy Bourgeois (off. backs), Joe Bugel (off. line), King Hill (WR), Wade Phillips (DL), Bob Gambold (DB), John Paul Young (ST)

Front Office
 Coaching Staff
 Players
 Rookies
 2008 Season
 Records
 HISTORY
 Playoff History
 Sidelines

1976 SEASON [5-9]

Head Coach: O.A. "Bum" Phillips **Postseason:** 0-0 **Standings:** 4th AFC Central

DATE	OPPONENT	SCORE	WL	ATT
Sep. 12	TAMPA BAY	20-0	W	42,228
Sep. 19	at Oakland	13-3	W	61,364
Sep. 26	OAKLAND	13-14	L	42,338
Oct. 3	at New Orleans	31-26	W	51,973
Oct. 10	DENVER	17-3	W	47,928
Oct. 17	at San Diego	27-30	L	31,565
Oct. 24	CINCINNATI	7-27	L	45,499
Nov. 1	at Baltimore	14-38	L	60,020
Nov. 7	CLEVELAND	7-21	L	39,828
Nov. 14	at Cincinnati	27-31	L	53,243
Nov. 21	at Pittsburgh	16-32	L	47,947
Nov.28	ATLANTA	20-14	W	25,838
Dec. 5	at Cleveland	10-13	L	56,025
Dec.11	PITTSBURGH	0-21	L	44,743

RUSHING	NO	YDS	AVG	LG	TD
Coleman	171	684	4.0	39	2
Willis	148	542	3.7	44	2
Hardeman	32	114	3.6	21	1
Dawkins	31	61	2.0	7	1
Pastorini	11	45	4.1	11	0
Burrough	3	22	7.3	12	0
Hadl	7	11	1.6	8	0
Taylor	5	11	2.2	8	0
Hoopes LG	2	10	5.0	10	0
B. Johnson	6	6	1.0	10	0
Baker TM	1	2	2.0	2	0
Butler	1	0	0.0	0	0
Oilers	416	1498	3.6	44	6
Opponents	540	2072	3.8	69	13

FIELD GOALS 1-19	20-29	30-39	40-49	50+
Butler	1/1	4/4	7/10	3/8 1/4
Oilers	1/1	4/4	7/10	3/8 1/4
Opponents	1/1	7/8	6/9	3/9 1/2

Butler: (33G,45N,44G) (54G,44B,28G) (22G,40G,46N,55N) (31G) (44N,18G,36N) (31G,50N,36G) () (44N) (36N) (39G,29G) (43G) (22G,32N,32G) (31G) (55N)

Opponents: (39N) (50N,27G,27N) (42N) (20G,26G,43G,26G) (31G,49N) (30G) (34G,46N,28G) (45N,25G) (30G,40G) (50G) (37G,36N,35G,18G) (47N) (29G,46G,41N) (39N)

OILERS	OPP
TOTAL FIRST DOWNS	199 226
Rushing	71 117
Passing	110 90
Penalty	18 19
3rd Down: Made/Att	65/210 77/220
3rd Down Pct.	31.0 35.0
4th Down: Made/Att	-- 2/2
4th Down Pct.	-- 100.0
POSSESSION AVG.	25:43 30:00
TOTAL NET YARDS	3570 3987
Avg. Per Game	255.0 284.8
Total Plays	878 935
Avg. Per Play	4.1 4.3
NET YARDS RUSHING	1498 2072
Avg. Per Game	107.0 148.0
Total Rushes	416 540
NET YARDS PASSING	2072 1915
Avg. Per Game	148.0 136.8
Sacked/Yards Lost	39/357 50/344
Gross Yards	2429 2259
Att./Comp.	423/227 345/173
Completion Pct.	53.7 50.1
Had Intercepted	19 11
PUNTS/AVERAGE	100/35.3 96/38.7
NET PUNTING AVG.	100/27.9 96/31.8
PENALTIES/YARDS	99/776 107/963
FUMBLES/BALL LOST	25/14 33/17
TOUCHDOWNS	25 31
Rushing	6 13
Passing	17 17
Returns	2 1

RECEIVING	NO	YDS	AVG	LG	TD
Burrough	51	932	18.3	69	7
B. Johnson	47	495	10.5	40	4
Coleman	40	247	6.2	19	3
Willis	32	255	8.0	42	1
Alston	19	174	9.2	29	1
Sawyer	18	208	11.6	53	1
Hardeman	7	25	3.6	11	0
Thomas	4	15	3.8	14	0
Baker	3	32	10.7	14	0
Dawkins	3	21	7.0	14	0
Taylor	2	15	7.5	8	0
Stemrick	1	10	10.0	10	0
Oilers	227	2429	10.7	69	17
Opponents	173	2259	13.1	81	17

SACKS
Oilers 50.0, Opponents 39.0

TACKLES (Solo, Assists, Total)
records not available

BY PERIODS	1	2	3	4	OTPTS
Oilers	22	57	54	89	0 222
Opponents	35	79	64	95	0 273

SCORING	TD	RU	PA	RT	PAT	FG	S	TP
Butler	0	0	0	0	24/24	16/27	0	72
Burrough	7	0	7	0	0	0	0	42
Coleman	6	2	3	1	0	0	0	36
B. Johnson	4	0	4	0	0	0	0	24
Willis	3	2	1	0	0	0	0	18
Alston	1	0	1	0	0	0	0	6
Dawkins	1	1	0	0	0	0	0	6
Hardeman	1	1	0	0	0	0	0	6
Sawyer	1	0	1	0	0	0	0	6
Whittington	1	0	0	1	0	0	0	6
Oilers	25	6	17	2	24/24	16/27	0	222
Opponents	31	13	17	1	29/31	18/29	2	273

INTERCEPTIONS	NO	YDS	AVG	LG	TD
Whittington	5	103	20.6	50	0
Bingham	2	18	9.0	15	0
Moore	1	28	28.0	28	0
Reinfeldt	1	19	19.0	19	0
Brazile	1	8	8.0	8	0
Stemrick	1	0	0.0	0	0
Oilers	11	176	16.0	50	0
Opponents	19	197	10.4	39	0

USUAL STARTING LINEUP

OFFENSE
WR Ken Burrough (00)
LT Greg Sampson (73)
LG Kevin Hunt (72)
LC Conway Hayman (70)
C Carl Mauck (55)
RG Ed Fisher (60)
RT Elbert Drungo (75)
TE Mack Alston (82)
WR Billy Johnson (84)
QB Dan Pastorini (7)
RB John Hadl (21)
RB Ronnie Coleman (47)
FB Fred Willis (44)

PUNTING	NO	YDS	AVG	NET TB	IN LG B
Pastorini	70	2571	36.7	28.3	4 12 74 0
Hoopes LG	49	1849	37.7	25.6	7 8 57 2
Hoopes TM	7	221	31.6	27.9	0 38 1
Butler	11	370	33.6	25.6	0 39 0
Clark	10	355	35.5	27.3	0 47 0
Sawyer	1	32	32.0	35.0	0 1 32 0
Oilers	100	3529	35.3	27.9	4 13 74 1
Opponents	96	3717	38.7	31.8	8 13 78 1

DEFENSE
LE Tody Smith (85)
AI Burton (68)
NT Curley Culp (78)
RE Elvin Bethea (65)
OLB Ted Washington (59)
ILB Steve Kiner (57)
OLB Gregg Bingham (54)
ILB Robert Brazile (52)
LCB Willie Alexander (19)
RCB Zeke Moore (22)
SS Mike Reinfeldt (37)
SF C.L. Whittington (38)

PUNT RETURNS	NO	FC	YDS	AVG	LG	TD
B. Johnson	38	9	403	10.6	46	0
Coleman	7	2	91	13.0	69	1
Whittington	3	0	10	3.3	7	0
Moore	0	1	0	0.0	0	0
Oilers	48	12	504	10.5	69	1
Opponents	60	13	659	11.0	67	0

KICKOFF RETURNS	NO	YDS	AVG	LG	TD
B. Johnson	26	579	22.3	53	0
Taylor	15	302	20.1	32	0
A. Johnson	8	150	18.8	25	0
Hardeman	7	171	24.4	40	0
Baker TM	1	15	15.0	15	0
Beirne	1	12	12.0	12	0
Oilers	58	1229	21.2	53	0
Opponents	53	1125	21.2	41	0

PASSING	ATT	CMP	PCT	YARDS	YDS/ATT	TD	INT	LG	SK/YDS	RATING
Pastorini	309	167	54.0	1795	5.81	10	10	67	24/324	68.6
Hadl	113	60	53.1	634	5.61	7	8	69	15/123	60.9
Coleman	1	0	0.0	0	0.00	0	1	0	0/0	0.0
Oilers	423	227	53.7	2429	5.74	17	19	69	39/357	65.4
Opponents	345	173	50.1	2259	6.55	17	11	81	50/344	74.3

SPECIALISTS
K Skip Butler (2)
P Dan Pastorini (7)

Pro Bowl

GM/Head Coach: Bum Phillips
Asst. Coaches: King Hill (off. coord./QB), Ed Biles (def. coord.), Andy Bourgeois (off. backs), Ken McCullough (OL), Richie Petitbon (DB), Wade Phillips (LB), Fran Polsoot (WR), George Rice (DL), Walt Schlinkman (ST)

Head Coach: O.A. "Bum" Phillips Postseason: 0-0 Standings: 3rd AFC Central

DATE	OPPONENT	SCORE	WL	ATT
Sep.21	at New England	7-0	W	51,934
Sep.28	SAN DIEGO	33-17	W	33,765
Oct. 5	CINCINNATI	19-21	L	42,412
Oct.12	at Cleveland	40-10	W	46,531
Oct.19	WASHINGTON	13-10	W	49,566
Oct.26	DETROIT	24-8	W	46,904
Nov. 2	at Kansas City	17-13	W	62,989
Nov. 9	at Pittsburgh	17-24	L	49,460
Nov.16	MIAMI	20-19	W	48,892
Nov.24	PITTSBURGH	9-32	L	49,947
Nov.30	at Cincinnati	19-23	L	46,128
Dec. 7	at San Francisco	27-13	W	44,015
Dec.14	at Oakland	27-26	W	50,719
Dec.21	Cleveland	21-10	W	43,770

RUSHING	NO	YDS	AVG	LG	TD
Coleman	175	790	4.5	46t	5
Hardeman	166	648	3.9	39	5
Willis	118	420	3.6	23	2
Pastorini	23	97	4.2	19	1
Rodgers	18	55	3.1	8	1
Holmes	19	42	2.2	11	0
Johnson	5	17	3.4	19	0
Dickey	1	3	3.0	3	0
Edwards	1	-4	-4.0	-4	0
Oilers	526	2068	3.9	46t	14
Opponents	498	1680	3.4	36	13

FIELD GOALS	1-19	20-29	30-39	40-49	50+
Butler	0/0	8/9	4/8	6/12	0/1
Oilers	0/0	8/9	4/8	6/12	0/1
Opponents	0/0	2/3	8/10	3/6	0/4

Butler: (36N) (29G,24N,48N,38G) (37G) (43N,46G,33G,25G,21G,50N) (39N) (42G,37N) (43N,44G,46N) (48N,48G) (43G,25G) (44N,27G) (22G) (27G,30B,30G) (23G,47G) ()
 Opponents: (44N,46N) (53N,29G) () (39G) (32G,47N) (34G,37G,36B) (37G,37G) (22G,39N) () (30G) (33G) (42G,51N,41G,50N) (27N) (51N,42G)

RECEIVING	NO	YDS	AVG	LG	TD
Burrough	53	1063	20.1	77t	8
Johnson	37	393	10.6	30	1
Willis	20	104	5.2	20	0
Alston	18	165	9.2	26	4
Coleman	18	129	7.2	24	0
Sawyer	7	144	20.6	51	1
Hardeman	5	10	2.0	9	0
Edwards	2	22	11.0	18	0
Hawkins	1	32	32.0	32	0
Beime	1	15	15.0	15	0
Frazier	1	9	9.0	9	0
Parks	1	8	8.0	8	0
Holmes	1	5	5.0	5	0
Oilers	165	2099	12.7	77t	14
Opponents	235	2800	11.9	64	14

SACKS
 Oilers 45.0, Opponents 27.0

TACKLES (Solo, Assists, Total)
 records not available

	OILERS	OPP
TOTAL FIRST DOWNS	234	264
Rushing	121	104
Passing	90	137
Penalty	23	23
3rd Down: Made/Att	72/203	78/205
3rd Down Pct.	35.5	38.0
4th Down: Made/Att	--	--
4th Down Pct.	--	--
POSSESSION AVG.	34:17	21:26
TOTAL NET YARDS	3937	4137
Avg. Per Game	281.2	295.5
Total Plays	900	952
Avg. Per Play	4.4	4.3
NET YARDS RUSHING	2068	1680
Avg. Per Game	147.7	120.0
Total Rushes	526	498
NET YARDS PASSING	1869	2457
Avg. Per Game	133.5	175.5
Sacked/Yards Lost	27/230	45/343
Gross Yards	2099	2800
Att./Comp.	347/165	409/235
Completion Pct.	47.6	57.5
Had Intercepted	17	24
PUNTS/AVERAGE	74/39.3	73/41.0
NET PUNTING AVG.	74/32.3	73/30.5
PENALTIES/YARDS	100/849	90/871
FUMBLES/BALL LOST	28/17	38/19
TOUCHDOWNS	34	27
Rushing	14	13
Passing	14	14
Returns	6	0

INTERCEPTIONS	NO	YDS	AVG	LG	TD
Moore	5	137	27.4	74	0
Atkins	4	133	33.3	70	0
Bingham	4	57	14.3	26	0
Alexander	3	41	13.7	32	0
Washington	3	30	10.0	23	0
Germany	2	15	7.5	15	0
Kiner	2	7	3.5	7	0
Whittington	1	5	5.0	5	0
Oilers	24	425	17.7	74	0
Opponents	17	186	10.9	47	0

USUAL STARTING LINEUP

OFFENSE
 WR Ken Burrough (00)
 LT Greg Sampson (73)
 LG Ron Saul (64)
 C Carl Mauck (55)
 RG Ed Fisher (60)
 RT Elbert Drungo (75)
 TE Mack Alston (82)
 WR Billy Johnson (84)
 QB Dan Pastorini (7)
 RB Ronnie Coleman (47)
 FB Don Hardeman (30)

DEFENSE
 LE Tody Smith (85)
 NT Curley Culp (78)
 RE Elvin Bethea (65)
 OLB Ted Washington (59)
 ILB Steve Kiner (57)
 ILB Gregg Bingham (54)
 OLB Robert Brazile (52)
 LCB Willie Alexander (19)
 RCB Zeke Moore (22)
 SS Willie Germany (29)
 FS Bob Atkins (48)
 C.L.Whittington (38)

SPECIALISTS
 K Skip Butler (2)
 P Dan Pastorini (7)

Pro Bowl
 All-Pro

BY PERIODS	1	2	3	4	OTPTS	
Oilers	49	84	81	79	0	293
Opponents	37	100	25	64	0	226

SCORING	TD	RU	PA	RT	PAT	FG	S	TP
Butler	0	0	0	0	31/34	18/30	0	85
Burrough	8	0	8	0	0	0	0	48
Coleman	5	5	0	0	0	0	0	30
Hardeman	5	5	0	0	0	0	0	30
Johnson	5	0	1	4	0	0	0	30
Alston	4	0	4	0	0	0	0	24
Willis	2	2	0	0	0	0	0	12
Rodgers	1	1	0	0	0	0	1	8
Culp	1	0	0	1	0	0	0	6
Germany	1	0	0	1	0	0	0	6
Pastorini	1	1	0	0	0	0	0	6
Sawyer	1	0	1	0	0	0	0	6
Bethea	0	0	0	0	0	0	1	2
Oilers	34	14	14	6	31/34	18/30	0	229
Opponents	27	13	14	0	21/27	13/23	2	226

PASSING	ATT	CMP	PCT	YARDS	YDS/ATT	TD	INT	LG	SK/YDS	RATING
Pastorini	342	163	47.7	2053	6.00	14	16	77t	24/210	61.0
Dickey	4	2	50.0	46	11.50	0	1	28	3/20	52.1
Coleman	1	0	0.0	0	0.00	0	0	0	0/0	39.6
Oilers	347	165	47.6	2099	6.05	14	17	77t	27/230	59.9
Opponents	409	235	57.5	2800	6.85	14	24	64	45/343	65.4

GM/Head Coach: Bum Phillips
 Asst. Coaches: King Hill (off. coord./QB), Ed Biles (def. coord.), Sam Boghosian (OL), Andy Bourgeois (off. backs), Larry Peccatiello (LB), Richie Pettibon (DB), Fran Polstoft (WR), George Rice (DL), Joe Woolley (ST)

Front Office
 Coaching Staff
 Players
 Rookies
 2009 Season
 Records
 HISTORY
 Playoff History
 Sidelines

1974 SEASON [7-7]

Head Coach: Sid Gillman

Postseason: 0-0

Standings: 2nd AFC Central (tied)

DATE	OPPONENT	SCORE	WL	ATT
Sep.15	SAN DIEGO	21-14	W	25,317
Sep.22	at Cleveland	7-20	L	55,242
Sep.29	KANSAS CITY	7-17	L	28,538
Oct.6	PITTSBURGH	7-13	L	30,049
Oct.13	at Minnesota	10-51	L	48,006
Oct.20	ST. LOUIS	27-31	L	26,371
Oct.27	at Cincinnati	34-21	W	55,434
Nov.3	at NY Jets	27-22	W	47,218
Nov.10	at Buffalo	21-9	W	79,144
Nov.17	CINCINNATI	20-3	W	44,054
Nov.24	DALLAS	0-10	L	49,775
Dec.1	at Pittsburgh	13-10	L	41,135
Dec.8	at Denver	14-37	L	46,492
Dec.15	CLEVELAND	28-24	W	33,299

RUSHING	NO	YDS	AVG	LG	TD
Rodgers	122	413	3.4	20	5
V. Washington	74	281	3.8	23	2
Willis	74	239	3.2	18	3
Coleman	52	193	3.7	37	1
Amudson	59	138	2.3	11	4
B. Johnson	5	82	16.4	47	1
Dickey	3	7	2.3	7	0
Queen	2	7	3.5	4	0
Gresham	3	6	2.0	3	0
Beverly	1	4	4.0	4	0
Burrough	1	0	0.0	0	0
Alston	1	-3	-3.0	-3	0
Pastorini	24	-6	-3.3	7	0
Oilers	421	1361	3.2	47	16
Opponents	474	2050	4.3	53	15

GOALS	1-19	20-29	30-39	40-49	50+
Butler	0/0	4/7	2/4	3/7	0/1
Oilers	0/0	4/7	2/4	3/7	0/1
Opponents	0/0	7/7	5/7	4/9	0/0

Butler: (47N,37N,28N) () (26B) (26N) (29G,43N) (28G,24G) (21G,34G) (46N,45G, 46N,46G) () () (39N) (42G,34G) (50N) ()
 Opponents: (48N,38N,40N) (27G,41G) (35G) (37G,27G) (42G,32N) (25G) () (35G) (32G,28G,48N,22G) (28G,46N) (25G) (44G) (43G,45N) (37G)

SACKS
Oilers 40.0, Opponents 33.0

TACKLES (Solo, Assists, Total)
 records not available

	OILERS	OPP
TOTAL FIRST DOWNS	200	268
Rushing	76	124
Passing	103	129
Penalty	21	15
3rd Down: Made/Att	44/147	52/151
3rd Down Pct.	29.9	34.4
4th Down: Made/Att	1/1	1/2
4th Down Pct.	100.0	50.0
POSSESSION AVG.	36.26	23.34
TOTAL NET YARDS	3338	4425
Avg. Per Game	238.4	316.1
Total Plays	817	919
Avg. Per Play	4.1	4.8
NET YARDS RUSHING	1361	2050
Avg. Per Game	97.2	146.4
Total Rushes	421	474
NET YARDS PASSING	1977	2375
Avg. Per Game	141.2	169.6
Sacked/Yards Lost	33/298	40/349
Gross Yards	2275	2724
Att./Comp.	363/203	405/231
Completion Pct.	55.9	57.0
Had Intercepted	19	21
PUNTS/AVERAGE	79/39.2	70/39.1
NET PUNTING AVG.	79/32.4	70/30.0
PENALTIES/YARDS	90/749	94/872
FUMBLES/BALL LOST	26/14	26/15
TOUCHDOWNS	30	34
Rushing	16	15
Passing	12	19
Returns	2	0

RECEIVING	NO	YDS	AVG	LG	TD
Burrough	36	492	13.7	51	2
B. Johnson	29	388	13.4	44	2
Willis	25	130	5.2	21	1
Rodgers	24	153	6.4	24	0
Parks	20	330	16.5	59	1
Amudson	18	152	8.4	29	0
Alston	17	249	14.6	33	3
V. Washington	13	92	7.1	15	0
Montgomery	9	179	19.9	65	1
Coleman	4	9	2.3	7	0
Broadnax	3	69	23.0	42	0
Gresham	3	19	6.3	9	0
Wells	1	9	9.0	9	0
Queen	1	4	4.0	4	1
Oilers	203	2275	11.2	65	12
Opponents	231	2724	11.8	80	19

INTERCEPTIONS	NO	YDS	AVG	LG	TD
Atkins	6	85	14.2	36	0
Bingham	4	36	9.0	18	0
Alexander	2	56	28.0	29	0
Moore	2	38	19.0	22	1
Maxwell	2	30	15.0	15	0
Benson	2	0	0.0	5	0
Kiner	1	34	34.0	34	0
T. Smith	1	34	34.0	34	0
Severson	1	0	0.0	0	0
Oilers	21	313	14.9	36	1
Opponents	19	238	12.5	33	0

PUNTING	NO	YDS	AVG	NET	TB	IN	LG	B
Beverly	79	3100	39.2	32.4	2	0	69	0
Oilers	79	3100	39.2	32.4	2	0	69	0
Opponents	70	2738	39.1	30.0	7	0	64	1

PUNT RETURNS	NO	FC	YDS	AVG	LG	TD
B. Johnson	30	3	409	13.6	49	0
Severson	11	2	86	7.8	24	0
Oilers	41	5	495	12.1	49	0
Opponents	56	10	500	8.9	42	0

KICKOFF RETURNS	NO	YDS	AVG	LG	TD
B. Johnson	29	785	27.1	67	0
Gresham	9	180	20.0	40	0
V. Washington	7	177	25.3	40	0
Severson	6	108	18.0	28	0
Coleman	3	91	30.3	39	0
Whittington	3	37	12.3	19	0
Amudson	2	17	8.5	13	0
A. Johnson	1	14	14.0	14	0
Jones	1	0	0.0	0	0
Saul	1	10	10.0	10	0
Oilers	62	1419	22.9	67	0
Opponents	51	1111	21.8	61	0

USUAL STARTING LINEUP

OFFENSE	
WR	Ken Burrough (00)
LT	Greg Sampson (73)
LG	Harris Jones (61)
C	Ron Saul (64)
	Sid Smith (77)
RG	Fred Hoaglin (53)
RT	Brian Goodman (68)
TE	Elbert Drungo (75)
WR	Black Alston (82)
QB	Billy Parks (20)
QB	Dan Pastorini (7)
	Lynn Dickey (10)
RB	Vic Washington (23)
	Fred Willis (44)
FB	Willie Rodgers (34)

DEFENSE	
LE	Tody Smith (85)
LT	Curley Culp (78)
RT	Elvin Bethea (65)
RE	Al Cowlings (76)
	Duane Benson (52)
MLB	Gregg Bingham (64)
LLB	Steve Kiner (57)
RLB	Ted Washington (59)
LCB	Willie Alexander (19)
RCB	Zeke Moore (22)
SS	Al Johnson (25)
FS	Bob Atkins (48)

SPECIALISTS	
K	Skip Butler (2)
P	David Beverly (4)

Pro Bowl

BY PERIODS	1	2	3	4	OT	P	T
Oilers	72	37	62	65	0	236	
Opponents	66	81	55	80	0	282	

SCORING	TDR	PA	RT	PAT	FG	S	TP
Butler	0	0	0	0	29/29	9/19	0 56
Amudson	5	4	1	0	0	0	30
Rodgers	5	5	0	0	0	0	30
Willis	4	3	1	0	0	0	24
Alston	3	0	3	0	0	0	18
B. Johnson	3	1	2	0	0	0	18
Burrough	2	0	2	0	0	0	12
V. Washington	2	0	0	0	0	0	12
Bethea	1	0	1	0	0	0	6
Coleman	1	1	0	0	0	0	6
Montgomery	1	0	1	0	0	0	6
Moore	1	0	1	0	0	0	6
Parks	1	0	1	0	0	0	6
Queen	1	0	1	0	0	0	6
Oilers	30	16	12	2	29/29	9/19	0 236
Opponents	34	15	19	0	30/34	16/23	0 282

PASSING	ATT	CMP	PCT	YARDS	YDS/ATT	TD	INT	LG	SK	YDS	RATING
Pastorini	247	140	56.7	1571	6.36	10	10	65	23/225	72.4	
Dickey	113	63	55.8	704	6.23	2	8	59	10/73	50.9	
Coleman	2	0	0.0	0	0	0	0	0	0/0	39.6	
Amudson	1	0	0.0	0	0	0	1	0	0/0	0.0	
Oilers	363	203	55.9	2275	6.27	12	19	65	33/298	64.0	
Opponents	405	231	57.0	2724	6.73	19	21	80t	40/349	71.7	

GM/Head Coach: Sid Gillman

Asst. Coaches: Bum Phillips (def. coord./DL), Ed Biles (def. asst.), Sam Boghosian (ST), Andy Bourgeois (off. backs), Lew Carpenter (WR), King Hill (QB), Joe Madro (OL), Jerry Meins (strength), Larry Peccatiello (LB), Richie Pettibon (DB), Joe Woolley (off. asst.)

Head Coach: Bill Peterman (5 games) Postseason: 0-0
Sid Gillman (Last 9 games)

Standings: 4th AFC Central

DATE	OPPONENT	SCORE	WL	ATT	RUSHING	NO	YDS	AVG	LG	TD	FIELD GOALS	1-19	20-29	30-39	40-49	50+																																						
Sep. 16	at NY Giants	14-34	L	57,979	Willis	171	579	3.4	25	4	Butler	4/4	2/2	6/8	3/8	0/2																																						
Sep. 23	at Cincinnati	10-24	L	51,823	Gresham	104	400	3.8	52	2	Oilers	4/4	2/2	6/8	3/8	0/2																																						
Sep. 30	PITTSBURGH	17-16	L	39,331	Robinson	34	151	4.4	22	2	Opponents	5/5	6/8	6/11	8/15	0/3																																						
Oct. 7	LA RAMS	26-31	L	34,875	Pastorini	31	102	3.3	17	0	Butler: () (31N, 51N, 38G) () (8G, 35G, 37G, 36G) (8G, 35G, 37G, 36G) (20G, 49G) (9G, 31G) () (47N, 38G) (45N, 36N, 27G, 46G) () (43B)																																											
Oct. 14	DENVER	20-48	L	32,801	Amundson	15	56	3.7	10	0	Opponents: (40N, 48N, 44G, 11G) (39N, 51N, 27G) (37B, 20G, 47G, 26G) (26N, 17G) (32G, 12G) (36N) (42N, 37N) (50N, 38N, 22G, 36G) (47N, 41N, 30G, 22G, 45G) (38G) (26N, 51N, 48G, 36G, 46G) (9G) (44N, 45N, 49G, 31G, 20G, 42G) (11G, 40G)																																											
Oct. 21	at Cleveland	13-42	L	61,146	Thomas	10	39	3.9	17	0	SACKS																																											
Oct. 28	at Chicago	14-35	L	43,755	Burrough	5	38	7.6	34	1	Oilers 27.0, Opponents 43.0																																											
Nov. 4	at Baltimore	31-27	W	52,707	Alston	1	13	13.0	13	0	TACKLES (Solo, Assists, Total)																																											
Nov. 11	CLEVELAND	13-23	L	37,230	Dickey	6	9	1.5	6	0	records not available																																											
Nov. 18	at Kansas City	14-38	L	68,444	Jolley	7	6	0.9	3	0																																												
Nov. 25	NEW ENGLAND	0-32	L	27,344	Hinton	1	-2	-2.0	-2	0																																												
Dec. 2	OAKLAND	6-17	L	25,801	A. Johnson	1	-3	-3.0	-3	0																																												
Dec. 9	at Pittsburgh	7-33	L	38,004	Oilers	386	1388	3.6	52	9																																												
Dec. 16	CINCINNATI	24-27	L	21,955	Opponents	576	2410	4.2	53t	19																																												
OILERS					RECEIVING					INTERCEPTIONS																																												
TOTAL FIRST DOWNS	193	274			Willis	57	371	6.5	50	1	Roberts	4	55	13.8	27	0																																						
Rushing	89	138			B. Parks	43	581	13.5	66t	1	Severson	4	24	6.0	19	0																																						
Passing	93	114			Burrough	43	577	13.4	49t	2	Alexander	3	3	1.0	3	0																																						
Penalty	11	22			Gresham	28	244	8.7	62t	1	Blahak	2	120	60.0	87	0																																						
3rd Down: Made/Att	48/162	77/175			Alston	19	195	10.3	39t	4	Charles	2	74	37.0	39	0																																						
3rd Down Pct.	29.6	44.0			Hinton	13	202	15.5	34t	1	Bingham	2	22	11.0	18	0																																						
4th Down: Made/Att	0/3	1/2			Amundson	7	60	8.6	18	0	Oilers	17	298	17.5	87	0																																						
4th Down Pct.	0.0	50.0			Robinson	7	46	6.6	19	0	Opponents	27	357	13.2	86t	4																																						
POSSESSION AVG.	42:51	17:09			Jolley	3	56	18.7	48	0																																												
TOTAL NET YARDS	3307	4647			D. Parks	3	31	10.3	12	1																																												
Avg. Per Game	236.2	331.9			Thomas	1	4	4.0	4	0																																												
Total Plays	840	929			McNeill	1	3	3.0	3	0																																												
Avg. Per Play	3.9	5.0			Oilers	225	2370	10.5	66t	11																																												
NET YARDS RUSHING	1388	2410			Opponents	178	2466	13.9	77t	26																																												
Avg. Per Game	99.1	172.1																																																				
Total Rushes	386	576																																																				
NET YARDS PASSING	1919	2237																																																				
Avg. Per Game	137.1	159.8																																																				
Sacked/Yards Lost	43/451	27/229																																																				
Gross Yards	2370	2466																																																				
Att./Comp.	411/225	326/178																																																				
Completion Pct.	54.7	54.6																																																				
Had Intercepted	27	17																																																				
PTS/AVERAGE	85/38.8	62/39.6																																																				
NET PUNTING AVG.	85/33.8	62/33.4																																																				
PENALTIES/YARDS	95/880	90/811																																																				
FUMBLES/BALL LOST	43/25	29/10																																																				
TOUCHDOWNS	22	53																																																				
Rushing	9	19																																																				
Passing	11	26																																																				
Returns	2	8																																																				
BY PERIODS					PUNT RETURNS					KICKOFF RETURNS																																												
	1	2	3	4	OT	NO	FC	YDS	AVG	LG	TD	NO	YDS	AVG	LG	TD																																						
Oilers	37	50	50	62	0	199	16	2	126	7.9	74	0	28	703	25.1	47	0																																					
Opponents	87	138	101	121	0	447	14	6	101	7.2	44	0	Gresham	27	723	26.8	103t	1																																				
SCORING					PUNT RETURNS					KICKOFF RETURNS																																												
Butler	0	0	0	21	21/15/24	0	66	0	30	0	0	0	0	0	0	0	0																																					
Willis	5	4	1	0	0	30	0	0	0	0	0	0	Hinton	8	141	17.6	30	0																																				
Alston	4	0	4	0	0	24	0	0	0	0	0	0	Eaglin	3	76	25.3	39	0																																				
Gresham	4	2	1	1	0	24	0	0	0	0	0	0	Fanucci	3	40	13.3	14	0																																				
Burrough	3	1	2	0	0	18	0	0	0	0	0	0	Blahak	2	41	20.5	23	0																																				
Robinson	2	2	0	0	0	12	0	0	0	0	0	0	Jolley	2	21	10.5	21	0																																				
Eaglin	1	0	0	1	0	6	0	0	0	0	0	0	Rice TM	2	17	8.5	9	0																																				
Hinton	1	0	1	0	0	6	0	0	0	0	0	0	Severson	1	17	17.0	17	0																																				
D. Parks	1	0	1	0	0	6	0	0	0	0	0	0	Oilers	76	1799	23.7	103t	1																																				
B. Parks	1	0	1	0	0	6	0	0	0	0	0	0	Opponents	37	811	21.9	95t	1																																				
Dickey	0	0	0	0	0	1	0	0	0	0	0	0																																										
Oilers	22	9	11	2	21/21/15/24	0	199																																															
Opponents	53	19	26	8	52/53	25/42	1447																																															
PASSING					ATT					CMP					PCT					YARDS					YDS/ATT					TD					INT					LG					SK/YDS					RATING				
Pastorini	290	154	53.1	1482	5.11	5	17	50	30/313	49.0																																												
Dickey	120	71	59.2	888	7.40	6	10	66t	13/138	64.2																																												
Willis	1	0	0.0	0	0.0	0	0	0	0	39.6																																												
Oilers	411	225	54.7	2370	5.77	11	27	66t	43/451	53.3																																												
Opponents	326	178	54.6	2466	7.56	26	17	77t	27/229	84.0																																												

GM: Sid Gillman; Head Coach: Bill Peterman (first five games), Sid Gillman (last nine games)
Asst. Coaches: Bruce Beatty (DL), Andy Bourgeois (ST), Garland Boyette (special assignments), Lew Carpenter (WR), Earnel Durden (off backs), King Hill (QB), Joe Madro (OL), Burnie Miller (DB), Larry Peccatiello (LB)

Front Office
Coaching Staff
Players
Rookies
2009 Season
Records
HISTORY
Playoff History
Sidelines

1970 SEASON (3-10-1)

Head Coach: Wally Lemm

Postseason: 0-0

Standings: 4th AFC Central

DATE	OPPONENT	SCORE	WL	ATT
Sep. 20	at Pittsburgh	19-7	W	45,338
Sep. 27	MIAMI	10-20	L	39,840
Oct. 4	at Cincinnati	20-13	W	55,094
Oct. 11	BALTIMORE	20-24	L	48,050
Oct. 18	PITTSBURGH	3-7	L	42,799
Oct. 25	at San Diego	31-31	T	41,427
Nov. 1	at St. Louis	0-44	L	47,911
Nov. 8	at Kansas City	9-24	L	49,810
Nov. 15	SAN FRANCISCO	20-30	L	43,040
Nov. 22	at Cleveland	14-28	L	74,723
Nov. 29	DENVER	31-21	W	35,733
Dec. 7	CLEVELAND	10-21	L	50,582
Dec. 13	CINCINNATI	20-30	L	34,435
Dec. 20	at Dallas	10-82	L	50,504

RUSHING	NO	YDS	AVG	LG	TD
Dawkins	124	517	4.2	49	2
Richardson	103	368	3.6	34	2
Hopkins	57	207	3.6	12	3
Campbell	59	189	3.2	28	1
Granger	51	169	3.3	15	1
Rhyme	9	54	6.0	11	1
LeVias	7	37	5.3	24	0
Naponic	3	12	4.0	11	0
C. Johnson	5	3	0.6	9	0
Smiley	1	0	0.0	0	0
Oilers	419	1556	3.7	49	10
Opponents	466	1793	3.8	35	16

FIELD GOALS 1-19	20-29	30-39	40-49	50+	
Gerela	5/5	4/5	6/8	3/14	0/0
Oilers	5/5	4/5	6/8	3/14	0/0
Opponents	1/1	2/6	7/9	3/10	1/4

Gerela: (46N,8G) (10G) (28G,37G) (42N, 40B,48N,27G,9G) (40N,34G) (46N,48B, 49N,48N,18G) (32N) (27N,38B,18G,48G) (26G,26G) () (41N,33G) (43G) (47N,37B, 46G,31G) (37G)

Opponents: (27N) (40N,31G,42G) (23B, 51G,36G) (34N,45N,43G) (57N) (45G) (46N, 48N,32G,14G,38G) (44N,42B,39G) (52B, 52N) (33B,24N) (23N) (44N) (25G,25G,30G) (35G)

	OILERS	OPP
TOTAL FIRST DOWNS	232	227
Rushing	88	85
Passing	126	115
Penalty	18	27
3rd Down: Made/Att	91/225	78/200
3rd Down Pct.	40.4	39.0
4th Down: Made/Att	2/6	2/3
4th Down Pct.	33.3	66.7
POSSESSION AVG.	38:34	17:09
TOTAL NET YARDS	4062	4398
Avg. Per Game	290.1	314.1
Total Plays	922	840
Avg. Per Play	4.4	5.2
NET YARDS RUSHING	1556	1793
Avg. Per Game	111.1	128.1
Total Rushes	419	466
NET YARDS PASSING	2506	2605
Avg. Per Game	179.0	186.1
Sacked/Yards Lost	33/262	30/246
Gross Yards	2768	2851
Att./Comp.	470/238	344/164
Completion Pct.	50.6	47.7
Had Intercepted	23	18
PUNTS/AVERAGE	84/42.4	77/44.4
NET PUNTING AVG.	84/35.7	77/39.5
PENALTIES/YARDS	78/833	76/833
FUMBLES/BALL LOST	26/15	22/8
TOUCHDOWNS	23	44
Rushing	10	16
Passing	12	25
Returns	1	3

RECEIVING	NO	YDS	AVG	LG	TD
Reed	47	604	12.9	34	2
LeVias	41	529	12.9	63	5
Richardson	34	381	11.2	67	1
Joiner	28	416	14.9	87	3
Haik	17	190	11.2	35	0
Beirne	16	216	13.5	25	1
Dawkins	15	94	6.3	17	0
Campbell	15	78	5.2	10	0
Hopkins	14	142	10.1	43	0
Granger	11	118	10.7	22	0
Oilers	238	2768	11.6	87	12
Opponents	164	2851	17.4	80	25

SACKS
Oilers 30.0, Opponents 33.0

TACKLES (Solo, Assists, Total)
 records not available

BY PERIODS	1	2	3	4	OTPTS
Oilers	49	57	50	61	0 217
Opponents	51	92	89	120	0 352

INTERCEPTIONS	NO	YDS	AVG	LG	TD
Moore	6	85	14.2	32	0
Houston	3	32	10.7	9	0
Peacock	3	24	8.0	12	0
Mitchell	2	35	17.5	35	0
Pritchard	2	28	14.0	17	0
Boyette	1	18	18.0	18	0
Atkins	1	7	7.0	7	0
Domres	0	13	--	13	0
Oilers	18	242	13.4	35	0
Opponents	23	334	14.5	45	2

USUAL STARTING LINEUP

OFFENSE
 WR Charlie Joiner (18)
 Jim Beirne (81)
 LT Walt Suggs (76)
 LG Ken Gray (62)
 C Bobby Maples (50)
 RG Elbert Drungo (75)
 RT Glen Ray Hines (78)
 TE Alvin Reed (89)
 WR Jerry LeVias (23)
 QB Charley Johnson (12)
 WR Charley Johnson (12)
 Jerry Rhyme (17)
 RB Mike Richardson (24)
 RB Woody Campbell (35)
 FB Joe Dawkins (34)
 Hoyle Granger (32)

SCORING	TDR	PA	RT	PAT	FG	S	TP
Gerela	0	0	0	23/23	18/32	0	77
LeVias	5	0	5	0	0	0	30
Hopkins	3	3	0	0	0	0	18
Joiner	3	3	0	0	0	0	18
Richardson	3	2	1	0	0	0	18
Dawkins	2	2	0	0	0	0	12
Reed	2	2	0	0	0	0	12
Beirne	1	0	1	0	0	0	6
Campbell	1	1	0	0	0	0	6
Granger	1	1	0	0	0	0	6
Peacock	1	0	1	0	0	0	6
Rhyme	1	1	0	0	0	0	6
Pritchard	0	0	0	0	1	2	0
Oilers	23	10	12	1	23/23	18/32	1217
Opponents	44	16	25	3	44/44	14/30	1352

PUNTING	NO	YDS	AVG	NET	TB	IN	LG	B
Jones	84	3559	42.4	35.7	6	0	73	1
Oilers	84	3559	42.4	35.7	6	0	73	1
Opponents	77	3419	44.4	39.5	6	0	71	0

DEFENSE
 LE Pat Holmes (79)
 LT Willie Parker (74)
 RT Tom Domres (71)
 RE Elvin Bethea (65)
 LLB Olen Underwood (56)
 George Webster (90)
 MLB Garland Boyette (52)
 RLB Ron Pritchard (48)
 CLB Leroy Mitchell (51)
RCB Zeke Moore (22)
SS Ken Houston (29)
 FS Johnny Peacock (44)

PASSING	ATT	CMP	PCT	YARDS	YDS/ATT	TD	INT	LG	SK/YDS	RATING
C. Johnson	281	144	51.2	1652	5.88	7	12	63t	15/124	59.8
Rhyme	168	88	52.4	1031	6.14	5	8	87t	10/85	61.2
Naponic	20	6	30.0	85	4.25	0	2	21	8/53	52.4
LeVias	1	0	0.0	0	0.00	0	1	0	0/0	0.0
Oilers	470	238	50.6	2768	5.89	12	23	87t	33/262	56.9
Opponents	344	164	47.7	2851	8.29	25	18	80t	30/246	78.8

KICKOFF RETURNS	NO	YDS	AVG	LG	TD
LeVias	26	598	23.0	37	0
B. Johnson	15	320	21.3	40	0
Moore	7	190	27.1	45	0
Davis	2	0	0.0	0	0
Drungo	1	25	25.0	25	0
Granger	1	0	0.0	0	0
Hopkins	1	20	20.0	20	0
Lewis	1	15	15.0	15	0
Reed	1	0	0.0	0	0
Oilers	55	1168	21.2	45	0
Opponents	32	741	23.2	35	0

SPECIALISTS
 K Roy Gerela (3)
 P Spike Jones (11)

GM: (none); Head Coach: Wally Lemm
 Asst. Coaches: Joe Childress (off. backs), Hugh Devore (LB), F.A. Dry (OL), Bud McFadin (DL), Fran Polesoft (WR), Walt Schlinkman (DB)

Head Coach: Wally Lemm

Postseason: 0-1

Standings: 2nd AFL Eastern

DATE	OPPONENT	SCORE	WL	ATT
Sep.14	at Oakland	17-21	L	49,361
Sep.21	at Buffalo	17-3	W	40,146
Sep.28	MIAMI	22-10	W	41,086
Oct. 5	BUFFALO	28-14	W	46,485
Oct.12	at Kansas City	0-24	L	45,805
Oct.19	at New York	17-26	L	63,841
Oct.26	DENVER	24-21	W	45,348
Nov. 2	at Boston	0-24	L	39,006
Nov. 9	CINCINNATI	31-31	T	45,298
Nov. 16	at Denver	20-20	T	45,002
Nov. 23	at Miami	32-7	W	27,218
Nov.27	SAN DIEGO	17-21	L	40,065
Dec. 6	NEW YORK	26-34	L	51,923
Dec.14	BOSTON	27-23	W	39,215
Dec. 21	at Oakland	7-56	L	53,539

	OILERS	OPP
TOTAL FIRST DOWNS	256	183
Rushing	95	77
Passing	146	93
Penalty	15	13
3rd Down: Made/Att	--	--
3rd Down Pct.	--	--
4th Down: Made/Att	--	--
4th Down Pct.	--	--
POSSESSION AVG.	25.43	34.17
TOTAL NET YARDS	4531	3773
Avg. Per Game	323.6	269.5
Total Plays	965	833
Avg. Per Play	4.7	4.5
NET YARDS RUSHING	1706	1556
Avg. Per Game	121.9	111.1
Total Rushes	440	430
NET YARDS PASSING	2825	2217
Avg. Per Game	201.8	158.4
Sacked/Yards Lost	36/322	32/278
Gross Yards	3147	2495
Att./Comp.	489/239	371/167
Completion Pct.	48.9	45.0
Had Intercepted	31	23
PUNTS/AVERAGE	70/38.9	85/43.1
NET PUNTING AVG.	70/35.8	85/36.8
PENALTIES/YARDS	70/730	61/592
FUMBLES/BALL LOST	24/17	27/17
TOUCHDOWNS	31	33
Rushing	12	10
Passing	15	18
Returns	4	5

BY PERIODS	1	2	3	4	OTPTS
Oilers	28	84	58	108	0 278
Opponents	92	82	51	54	0 279

SCORING	TD	RU	PA	RT	PAT	FG	S	TP
Gerela	0	0	0	0	29/29	19/40	0	86
Hopkins	5	4	1	0	0	0	0	30
LeVias	5	0	5	0	0	0	0	30
Beirne	4	0	4	0	0	0	0	26
Granger	4	3	1	0	0	0	0	24
Beathard	2	3	2	0	0	0	0	12
Reed	2	2	0	0	0	0	0	12
Trull	2	2	0	0	0	0	0	12
Campbell	1	1	0	0	0	0	0	6
Dorres	1	0	1	0	0	0	0	6
Haik	1	0	1	0	0	0	0	6
Houston	1	0	1	0	0	0	0	6
Johnson	1	0	1	0	0	0	0	6
Moore	1	0	1	0	0	0	0	6
Peacock	1	0	1	0	0	0	0	6
Betha	0	0	0	0	0	1	2	
Richardson	0	0	0	0	0	0	2	
Oilers	31	12	15	0	29/29	19/40	0	1278
Opponents	33	10	18	5	33/33	16/30	0	279

2-point conversions: Beirne, Richardson
Oilers 2-2, Opponents 0-0

PASSING	ATT	CMP	PCT	YARDS	YDS/ATT	TD	INT	LG	SK	YDS	RATING
Beathard	370	180	48.6	2455	6.64	10	21	86t	22/205	55.6	
Trull	75	34	45.3	469	6.25	3	6	57	11/85	45.9	
Davis	42	25	59.5	223	5.31	2	4	22	3/32	50.1	
LeVias	2	0	0.0	0	0.00	0	0	0	0/0	39.6	
Oilers	489	239	48.9	3147	6.44	15	31	86t	36/322	53.4	
Opponents	371	167	45.0	2495	6.73	18	23	79t	32/278	58.0	

GM: Don Klosterman; Head Coach: Wally Lemm

Asst. Coaches: Joe Childress (off. backs), Hugh Devore (LB), F.A. Dry (OL), Bud McFadin (DL), Fran Polstoft (WR), Walt Schlinkman (DB)

RUSHING	NO	YDS	AVG	LG	TD
Granger	186	740	4.0	23	3
Hopkins	131	473	3.6	43	4
Burrell	41	147	3.6	19	0
Campbell	28	98	3.5	10	1
Beathard	19	89	4.7	16	2
Richardson	5	51	10.2	28	0
Johnson	11	42	3.8	9	0
Trull	8	25	3.1	7	2
Haik	2	21	10.5	11	0
LeVias	6	18	3.0	10	0
Davis	3	2	0.7	4	0
Oilers	440	1706	3.9	43t	12
Opponents	430	1556	3.6	56	10

RECEIVING	NO	YDS	AVG	LG	TD
Reed	51	664	13.0	43t	2
LeVias	42	696	16.6	86t	5
Beirne	42	540	12.9	37t	4
Hopkins	29	338	11.7	56	1
Haik	27	375	13.9	42	1
Granger	27	330	12.2	53	1
Campbell	7	82	11.7	37	0
Joiner	7	77	11.0	16	0
Burrell	5	28	5.6	8	0
Johnson	2	17	8.5	16	1
Oilers	239	3147	13.2	86t	15
Opponents	167	2495	14.9	79t	18

INTERCEPTIONS	NO	YDS	AVG	LG	TD
Farr	6	48	8.0	35	0
Houston	4	87	21.8	51t	1
Moore	4	71	17.8	51t	1
Hicks	4	36	9.0	20	0
Peacock	2	56	28.0	39	0
Webster	2	35	17.5	26	0
Underwood	1	2	2.0	2	0
Oilers	23	335	14.6	51t	2
Opponents	31	441	14.2	57t	3

PUNTING	NO	YDS	AVG	NET	TB	IN	LG	B
Gerela	41	1656	40.4	37.0	0	0	70	0
Burrell	29	1066	36.8	34.1	1	0	56	0
Oilers	70	2722	38.9	35.8	1	0	70	0
Opponents	85	3660	43.1	36.8	7	0	78	0

PUNT RETURNS	NO	FC	YDS	AVG	LG	TD
LeVias	35	11	292	8.3	46	0
Richardson	7	7	93	13.3	27	0
Burrell	1	0	6	6.0	6	0
Oilers	43	18	391	9.1	46	0
Opponents	37	14	196	5.3	34	0

KICKOFF RETURNS	NO	YDS	AVG	LG	TD
LeVias	38	940	24.7	87	0
Burrell	5	101	20.2	32	0
Joiner	3	73	24.3	28	0
Reed	3	0	0.0	0	0
Houston	0	27	--	20	0
Oilers	49	1141	23.3	87	0
Opponents	38	792	20.8	51	0

FIELD GOALS 1-19	20-29	30-39	40-49	50+	
Gerela	9/9	5/6	3/12	1/8	1/5
Oilers	9/9	5/6	3/12	1/8	1/5
Opponents	8/9	3/7	3/5	2/9	0/0

Gerela: (59N, 51N, 28G) (23N, 21G) (38G, 17G, 17G, 31G, 30G) (45N, 42N, 54N, 39N) (35N, 41N) (35N, 12G) (44N, 39N, 22G) (35N) (37B, 30B, 60N, 50G) (38N, 47N, 46N, 18G, 19G) (21G, 10G, 18G) (42G) (24G) (48N, 30N, 13G, 19G)
Opponents: (47N, 37N, 27N) (14G) (42B, 17G) (44N) (22N, 30G) (45N, 17G, 48G, 45G, 21G) (40N, 21N) (30N, 41N, 30G) (18G) (47N, 27G, 9G) (0) (25B) (10N, 10G, 38G) (10G, 19G, 27G)

SACKS
Oilers 32.0, Opponents 36.0

TACKLES (Solo, Assists, Total)
records not available

USUAL STARTING LINEUP

- OFFENSE**
WR Jim Beirne (81)
 LT Walt Suggs (76)
 LG Tom Regner (60)
 C Bobby Maples (50)
 RG Sonny Bishop (66)
RT Glen Ray Hines (78)
TE Alvin Reed (89)
WR Mac Haik (86)
JR Jerry LeVias (23)
 QB Pete Beathard (11)
 RB Roy Hopkins (36)
 FB Hoyle Granger (32)

- DEFENSE**
 LE Pat Holmes (79)
 LT Carel Stith (70)
 RT Tom Dorres (71)
RE Elvin Betha (65)
LLB George Webster (90)
MLB Garland Boyette (52)
 RLB Olen Underwood (56)
LCB Miller Farr (20)
RCB Zeke Moore (22)
SS Ken Houston (29)
 FS W.K. Hicks (33)
 Johnny Peacock (44)

- SPECIALISTS**
 K Roy Gerela (3)
 P Roy Gerela (3)
 Ode Burrell (25)

AFL ALL-STAR GAME
 ALL-AFL

Front Office

Coaching Staff

Players

Rookies

2009 Season

Records

HISTORY

Playoff History

Sidelines

1968 SEASON [7-7]

Head Coach: Wally Lemm

Postseason: 0-0

Standings: 2nd AFL Eastern

Front Office

Coaching Staff

Players

Rookies

2008 Season

Records

HISTORY

Playoff History

Sidelines

DATE	OPPONENT	SCORE	WL	ATT
Sep. 9	KANSAS CITY	21-26	L	45,083
Sep.14	at Miami	24-10	W	40,667
Sep.21	at San Diego	14-30	L	46,217
Sep.29	OAKLAND	15-24	L	46,098
Oct. 6	MIAMI	7-24	L	36,109
Oct.13	at Boston	16-0	W	32,502
Oct.20	NEW YORK	14-20	L	51,710
Oct.27	at Buffalo	30-7	W	34,339
Nov. 3	at Cincinnati	27-17	W	24,012
Nov.10	at New York	7-26	L	60,242
Nov.17	DENVER	38-17	W	36,075
Nov.28	at Kansas City	10-24	L	48,493
Dec. 7	BUFFALO	35-6	W	34,110
Dec.15	BOSTON	45-17	W	34,198

	OILERS	OPP
TOTAL FIRST DOWNS	240	198
Rushing	99	89
Passing	128	96
Penalty	13	13
3rd Down: Made/Att	--	--
3rd Down Pct.	--	--
4th Down: Made/Att	--	--
4th Down Pct.	--	--
POSSESSION AVG.	34:17	25:43
TOTAL NET YARDS	4352	3375
Avg. Per Game	310.9	241.1
Total Plays	905	854
Avg. Per Play	4.8	4.0
NET YARDS RUSHING	1804	1704
Avg. Per Game	128.9	121.7
Total Rushes	462	462
NET YARDS PASSING	2548	1671
Avg. Per Game	182.0	119.4
Sacked/Yards Lost	29/316	33/332
Gross Yards	2864	2003
Att./Comp.	414/191	359/158
Completion Pct.	46.1	44.0
Had Intercepted	25	20
PUNTS/AVERAGE	73/41.2	88/44.1
NET PUNTING AVG.	73/34.1	88/37.9
PENALTIES/YARDS	61/644	54/526
FUMBLES/BALL LOST	28/13	17/10
TOUCHDOWNS	38	26
Rushing	16	9
Passing	17	13
Returns	5	4

BY PERIODS	1	2	3	4	OTPTS
Oilers	65	81	55	102	0 303
Opponents	37	75	58	78	0 248

SCORING	TD	RU	P	RT	PAT	FG	S	TP
Walker	0	0	0	26/26	8/16	0	50	
Haik	8	0	8	0	0	0	48	
Granger	7	7	0	0	0	0	42	
Campbell	6	6	0	0	0	0	36	
Reed	5	0	5	0	0	0	30	
Beirne	4	0	4	0	0	0	24	
Wittenborn	0	0	0	11/11	4/13	0	23	
Beathard	2	2	0	0	0	0	12	
Farr	2	0	2	0	0	0	12	
Houston	2	0	2	0	0	0	12	
Carwell	1	0	1	0	0	0	6	
Davis	1	1	0	0	0	0	6	
Underwood	0	0	0	0	0	1	2	
Oilers	38	16	17	5	37/37	12/29	1 303	
Opponents	26	9	13	4	25/25	21/30	1 248	

2-point conversions: Oilers 0-1, Opponents 1-1

PASSING	ATT	CMP	PCT	YARDS	YDS/ATT	TD	INT	LG	SK/YDS	RATING
Beathard	223	105	47.1	1559	6.99	7	16	661	14/150	51.0
Trull	105	53	50.5	864	8.23	10	3	60	9/94	98.3
Davis	86	33	38.4	441	5.13	0	6	55	8/72	26.4
Oilers	414	191	46.1	2864	6.92	17	25	661	29/316	57.9
Opponents	359	158	44.0	2003	5.58	13	20	801	33/332	50.9

RUSHING	NO	YDS	AVG	LG	TD
Granger	202	848	4.2	471	7
Campbell	115	436	3.8	37	6
Blanks	63	169	2.7	10	0
Hopkins	31	104	3.4	18	0
Davis	15	91	6.1	20	1
Beathard	18	79	4.4	20	2
Trull	14	47	3.4	15	0
Norton	1	20	20.0	20	0
Haik	2	7	3.5	5	0
Beirne	1	3	3.0	3	0
Oilers	462	1804	3.9	471	16
Opponents	462	1704	3.7	38	9

RECEIVING	NO	YDS	AVG	LG	TD
Reed	46	747	16.2	60	5
Haik	32	584	18.3	591	8
Beirne	31	474	15.3	661	4
Granger	26	361	13.9	55	0
Campbell	21	234	11.1	39	0
Blanks	13	184	14.2	61	0
Frazier	9	123	13.7	19	0
Taylor	6	90	15.0	35	0
Hopkins	4	40	10.0	26	0
Burrell	2	35	17.5	33	0
Wittenborn	1	-8	-8.0	-8	0
Oilers	191	2864	15.0	661	17
Opponents	158	2003	12.7	801	13

INTERCEPTIONS	NO	YDS	AVG	LG	TD
Houston	5	160	32.0	661	2
Carwell	4	81	20.3	41	1
Farr	3	104	34.7	521	2
Hicks	3	42	14.0	28	0
Norton	2	0	0.0	0	0
Webster	1	9	9.0	9	0
Boyette	1	0	0.0	0	0
Underwood	1	0	0.0	0	0
Oilers	20	396	19.8	661	5
Opponents	25	326	13.0	36	2

PUNTING	NO	YDS	AVG	NET	TB	IN	LG	B
Norton	73	3008	41.2	34.1	7	0	64	2
Oilers	73	3008	41.2	34.1	7	0	64	2
Opponents	88	3882	44.1	37.9	5	0	70	0

PUNT RETURNS	NO	FC	YDS	AVG	LG	TD
Carwell	27	2	227	8.4	32	0
Blanks	22	6	179	8.1	39	0
Burrell	2	2	26	13.0	15	0
Moore	1	0	11	11.0	11	0
Oilers	52	10	443	8.5	39	0
Opponents	40	7	379	9.5	671	1

KICKOFF RETURNS	NO	YDS	AVG	LG	TD
Moore	32	787	24.6	45	0
Carwell	15	335	22.3	38	0
Burrell	2	70	35.0	40	0
Robertson	2	9	4.5	9	0
Hopkins	1	21	21.0	21	0
Houston	1	13	13.0	13	0
Oilers	53	1235	23.3	45	0
Opponents	58	1302	22.4	95	0

FIELD GOALS	1-19	20-29	30-39	40-49	50+
Walker	3/3	2/3	2/3	1/6	0/1
Wittenborn	1/2	1/2	1/3	1/4	0/2
Oilers	4/5	3/5	3/6	2/10	0/3
Opponents	4/5	8/10	7/8	2/6	0/1

Walker: () () () () () (21N) (44B,42N, 39G,22G,19G) (27G,41G) () (18G) (45N, 36G) (37N,47N) (54N,42N,16G)
 Wittenborn: (47N) (52N,32N,34G) (36N) (40N) (53N,22N) (13B,40B,44G,15G,25G) () () () () () ()
 Opponents: (27G,33G,26G,32G) (22G) (35G,23G,48G) () (34G) (29N,31G) (49N) (12G) (45N) (16N, 42N,28G) (20N,14G,32G, 28G,21G) (34N,12G) (50N,17G) (40N,28G, 36G) (22G)

SACKS
 Oilers 33.0, Opponents 29.0

TACKLES (Solo, Assists, Total)
 records not available

USUAL STARTING LINEUP

- OFFENSE**
 WR Jim Beirne (81)
 LT Walt Suggs (76)
 LG Tom Regner (60)
 C Bobby Maples (50)
 RG Sonny Bishop (66)
 RT Glen Ray Hines (78)
 TE Alvin Reed (89)
 WR Mac Haik (86)
 QB Pete Beathard (11)
 Don Trull (10)
 RB Sid Blanks (42)
 Woody Campbell (35)
FB Hoyle Granger (32)

- DEFENSE**
 LE Pat Holmes (79)
 LT Willie Parker (17)
 RT George Rice (72)
 RE Elvin Bethea (65)
LLB George Webster (90)
MLB Garland Boyette (52)
 RLB Olen Underwood (56)
LCB Miller Farr (20)
 RCB Larry Carwell (41)
SS Ken Houston (29)
 FS W.K. Hicks (33)

- SPECIALISTS**
 K Wayne Walker (15)
 John Wittenborn (67)
 P Jim Norton (43)

AFL ALL-STAR GAME
 ALL-AFL

GM: Don Klosterman; Head Coach: Wally Lemm
 Asst. Coaches: Joe Childress (off. backs), Hugh Devore (general coaching), FA. Dry (OL), Bud McFadin (DL), Fran Polsfoot (WR), Walt Schlinkman (DB)

Head Coach: Wally Lemm

Postseason: 0-1

Standings: 1st AFL Eastern

DATE	OPPONENT	SCORE	WL	ATT
Sep. 9	KANSAS CITY	20-25	L	28,003
Sep.17	at Buffalo	20-3	W	41,384
Sep.24	at San Diego	3-13	L	36,032
Oct. 1	DENVER	10-6	W	21,798
Oct.15	at New York	28-28	T	62,729
Oct.22	at Kansas City	24-19	W	46,365
Oct.29	BUFFALO	10-3	W	30,060
Nov. 5	at Boston	7-18	L	19,422
Nov.12	at Denver	20-18	W	30,392
Nov.26	BOSTON	27-6	W	28,044
Dec. 3	MIAMI	17-14	W	20,979
Dec.10	OAKLAND	7-19	L	36,375
Dec.16	SAN DIEGO	24-17	W	19,870
Dec.23	at Miami	41-10	W	25,982
Dec.31	at Oakland	7-40	L	53,330

OILERS		OPP	
TOTAL FIRST DOWNS	207	233	
Rushing	111	86	
Passing	86	126	
Penalty	10	21	
3rd Down: Made/Att	--	--	
3rd Down Pct.	--	--	
4th Down: Made/Att	--	--	
4th Down Pct.	--	--	
POSSESSION AVG.	34.17	25.43	
TOTAL NET YARDS	3503	4055	
Avg. Per Game	250.2	289.6	
Total Plays	828	910	
Avg. Per Play	4.2	4.5	
NET YARDS RUSHING	2122	1637	
Avg. Per Game	151.6	116.9	
Total Rushes	476	424	
NET YARDS PASSING	1381	2418	
Avg. Per Game	98.6	172.7	
Sacked/Yards Lost	20/151	25/201	
Gross Yards	1532	2619	
Att./Comp.	332/145	461/228	
Completion Pct.	43.1	49.5	
Had Intercepted	20	26	
PUNTS/AVERAGE	71/42.6	63/41.0	
NET PUNTING AVG.	71/35.5	63/35.0	
PENALTIES/YARDS	61/698	59/614	
FUMBLES/BALL LOST	17/7	29/13	
TOUCHDOWNS	31	18	
Rushing	12	7	
Passing	11	10	
Returns	8	1	

BY PERIODS	1	2	3	4	OTPTS
Oilers	40	89	65	64	0 258
Opponents	28	56	42	73	0 199

SCORING	TD	RU	PAT	PAT	FG	S	TP
Wittenborn	0	0	1	8	30/30	14/28	0 72
Granger	9	6	3	0	0	0	54
Campbell	6	4	2	0	0	0	36
Farr	3	0	0	3	0	0	18
Houston	3	0	0	3	0	0	18
Blanks	2	1	1	0	0	0	12
Bass	1	0	1	0	0	0	6
Beathard LG	1	1	0	0	0	0	6
Beathard TM	1	1	0	0	0	0	6
Frazier	1	1	0	0	0	0	6
Ledbetter TM	1	0	1	0	0	0	6
Moore	1	0	1	0	0	0	6
Norton	1	0	1	0	0	0	6
Reed	1	0	1	0	0	0	6
Taylor	1	0	1	0	0	0	6
Oilers	31	12	11	8	30/30	14/28	0 258
Opponents	18	7	10	1	14/14	23/42	1 199

PASSING	ATT	CMP	PCT	YARDS	YDS/ATT	TD	INT	LG	SK/YDS	RATING
Beathard LG	231	94	40.7	1114	4.82	9	14	43t	15/125	43.8
Beathard TM	229	94	41.0	1114	4.86	9	14	43t	14/111	44.2
Lee TM	72	36	50.0	309	4.29	2	4	53	2/12	47.7
Davis	19	9	47.4	71	3.74	0	2	17	2/10	17.5
Trull TM	11	4	36.4	38	3.45	0	0	16	2/18	46.8
Campbell	1	0	0.0	0	0.00	0	0	0	0/0	39.6
Oilers	332	143	43.1	1532	4.61	11	20	53	20/151	43.1
Opponents	461	228	49.5	2619	5.68	10	26	44t	25/201	50.7

2-point conversions: Oilers 0-1,
Opponents 3-4

RUSHING	NO	YDS	AVG	LG	TD
Granger	236	1194	5.1	67	6
Campbell	110	511	4.6	42	4
Blanks	66	206	3.1	16	1
Beathard LG	32	133	4.2	23	1
Beathard TM	32	133	4.2	23	1
Hopkins	13	42	3.2	19	0
Davis	5	23	4.6	10	0
Elkins	2	19	9.5	14	0
Lee TM	5	0	0.0	7	0
Burrell	3	-3	-1.0	2	0
Trull TM	3	-5	-1.7	7	0
Norton	1	-7	-7.0	-7	0
Oilers	476	2122	4.5	67	12
Opponents	424	1637	3.9	35	7

RECEIVING	NO	YDS	AVG	LG	TD
Granger	31	300	9.7	43t	3
Frazier	23	253	11.0	53	1
Taylor	18	233	12.9	23	1
Campbell	17	136	8.0	32	2
Burrell	12	193	16.1	39	0
Reed	11	144	13.1	20	1
Blanks	11	93	8.5	39t	1
Bass	5	42	8.4	15	1
Poole	4	55	13.8	18	0
Ledbetter TM	4	43	10.8	16	1
Elkins	3	32	10.7	16	0
Hopkins	3	9	3.0	7	0
Lee TM	1	-1	-1.0	-1	0
Oilers	143	1532	10.7	53	11
Opponents	228	2619	11.5	44t	10

INTERCEPTIONS	NO	YDS	AVG	LG	TD
Farr	10	264	26.4	67	3
Norton	6	73	12.2	26	1
Houston	4	151	37.8	78	2
Hicks	3	122	40.7	62	0
Webster	1	23	23.0	23	0
Underwood	1	8	8.0	8	0
Jancik	1	4	4.0	4	0
Carwell	0	31	--	0	0
Oilers	26	676	26.0	78	6
Opponents	20	156	7.8	32t	1

PUNTING	NO	YDS	AVG	NET	TB	IN	LG	B
Norton	71	3025	42.6	35.5	6	0	58	1
Oilers	71	3025	42.6	35.5	6	0	58	1
Opponents	63	2583	41.0	35.0	6	0	71	1

PUNT RETURNS	NO	FC	YDS	AVG	LG	TD
Carwell	9	4	154	17.1	54	0
Jancik	6	2	19	3.2	19	0
Moore	5	1	82	16.4	46	0
Blanks	0	2	0	--	0	0
Burrell	0	5	0	--	0	0
Oilers	20	14	255	12.8	54	0
Opponents	41	12	383	9.3	52	0

KICKOFF RETURNS	NO	YDS	AVG	LG	TD
Jancik	16	349	21.8	49	0
Moore	14	405	28.9	92t	1
Carwell	8	164	20.5	27	0
Houston	2	40	20.0	24	0
Campbell	1	19	19.0	19	0
Farr	1	17	17.0	17	0
Hopkins	1	26	26.0	26	0
Reed	1	0	0.0	0	0
Oilers	44	1020	23.2	92t	1
Opponents	51	950	18.6	37	0

FIELD GOALS 1-19 20-29 30-39 40-49 50+

Wittenborn	2/2	5/5	3/6	4/11	0/4
Oilers	2/2	5/5	3/6	4/11	0/4
Opponents	7/8	1/5	5/9	9/15	1/5

Wittenborn: () (22G, 42G) (31G, 52N) (31N, 46N, 16G) (42N, 52N) (45G) (25G) () (41G, 15G, 51N, 44B, 57N) (47G, 44N, 23G) (32N, 41N, 20G) (46N) (31G) (29G, 38N, 48N, 38G)
Opponents: (54G, 25B) (47G, 40N) (14G, 42G, 38N) (46N, 41B, 41N, 38G, 31G) (10G, 27G, 34B, 44N) (40G, 13G, 39B) (47G, 22N) (40G, 12G, 18G, 13B, 50N) (36N, 29N, 43G) (40G, 30G, 50N, 51N) (51N, 24N) (12G, 46N, 32G, 31G, 45G) (18G) (48G)

SACKS

Oilers 25.0, Opponents 20.0

TACKLES (Solo, Assists, Total)

records not available

USUAL STARTING LINEUP

OFFENSE	
WR	Charles Frazier (28)
LT	Walt Suggs (76)
LG	Bob Talamini (61)
C	Bobby Maples (50)
RG	Sonny Bishop (66)
RT	Glen Ray Hines (78)
TE	Alvin Reed (89)
WR	Ode Burrell (25)
QB	Pete Beathard (11)
RB	Woody Campbell (35)
FB	Hoyle Granger (32)
DEFENSE	
LE	Pat Holmes (79)
LT	Willie Parker (74)
RT	George Rice (72)
RE	Don Floyd (75)
LLB	George Webster (90)
MLB	Garland Boyette (52)
RLB	Olen Underwood (56)
LCB	Miller Farr (20)
RCB	W.K. Hicks (33)
SS	Ken Houston (29)
FS	Jim Norton (43)
SPECIALISTS	
K	John Wittenborn (67)
P	Jim Norton (43)

AFL ALL-STAR GAME
ALL-AFL

GM: Don Klosterman; Head Coach: Wally Lemm
Asst. Coaches: Joe Childress (off. backs), Hugh Devore (WR), F.A. Dry (OL), Bud McFadin (DL), Wayne Robinson (LB), Walt Schlinkman (DB)

Front Office
Coaching Staff
Players
Rookies
2009 Season
Records
History
Playoff History
Sidelines

1966 SEASON [3-11]

Front Office

Coaching Staff

Players

Rookies

2008 Season

Records

HISTORY

Playoff History

Sidelines

Head Coach: Wally Lemm

Postseason: 0-0

Standings: 4th AFL Eastern

DATE	OPPONENT	SCORE	W/L	ATT
Sep.3	DENVER	45-7	W	30,156
Sep.10	OAKLAND	31-0	W	31,763
Sep.18	at New York	13-52	L	54,681
Sep.25	at Buffalo	20-27	L	42,526
Oct. 2	at Denver	38-40	L	27,203
Oct.16	NEW YORK	24-0	W	30,823
Oct. 23	MIAMI	13-20	L	23,173
Oct. 30	at Kansas City	23-48	L	31,676
Nov. 6	at Oakland	23-38	L	34,102
Nov. 13	at Boston	21-27	L	23,426
Nov. 20	BUFFALO	20-42	L	27,312
Dec. 4	SAN DIEGO	22-28	L	17,569
Dec.11	BOSTON	14-38	L	17,100
Dec. 18	at Miami	28-29	L	20,045

	OILERS	OPP
TOTAL FIRST DOWNS	246	244
Rushing	76	88
Passing	144	131
Penalty	26	25
3rd Down: Made/Att	--	--
3rd Down Pct.	--	--
4th Down: Made/Att	--	--
4th Down Pct.	--	--
POSSESSION AVG.	--	--
TOTAL NET YARDS	4412	4995
Avg. Per Game	315.1	356.8
Total Plays	926	881
Avg. Per Play	4.8	5.7
NET YARDS RUSHING	1515	1833
Avg. Per Game	108.2	130.9
Total Rushes	413	422
NET YARDS PASSING	2897	3162
Avg. Per Game	206.9	225.9
Sacked/Yards Lost	28/271	21/228
Gross Yards	3168	3390
Att./Comp.	485/226	438/209
Completion Pct.	46.6	47.7
Had Intercepted	28	18
PUNTS/AVERAGE	69/42.1	68/40.0
NET PUNTING AVG.	69/37.4	68/35.3
PENALTIES/YARDS	71/682	69/725
FUMBLES/BALL LOST	19/12	25/13
TOUCHDOWNS	41	50
Rushing	11	10
Passing	29	35
Returns	1	5

BY PERIODS	1	2	3	4	OTPTS
Oilers	51	107	56	121	0 335
Opponents	54	156	93	93	0 396

SCORING	TDR	PA	RT	PAT	FG	S	TP
Blanda	0	0	0	0	39/40	16/30	0 87
Frazier	12	0	12	0	0	0	72
Trull	7	7	0	0	0	0	42
Burrell	5	0	5	0	0	0	30
Elkins	3	0	3	0	0	0	18
Hennigan	3	0	3	0	0	0	18
Johnson	3	0	3	0	0	0	18
McLeod	3	0	3	0	0	0	18
Blanks	2	0	2	0	0	0	12
Granger	2	1	1	0	0	0	12
Cline TM	1	0	0	1	0	0	6

Oilers	41	11	29	1	39/40	16/30	1355
Opponents	50	10	35	5	49/49	15/30	0 396

2-point conversion: Oilers 0-0, Opponents 1-1

PASSING	ATT	COMP	PCT	YARDS	YDS/ATT	TD	INT	LG	SK/YDS	RATING
Blanda	271	122	45.0	1764	6.51	17	21	79t	--	55.3
Trull	172	84	48.8	1200	6.98	10	5	62	--	79.1
Humphrey	32	15	46.9	168	5.25	2	1	32t	--	70.8
Lee	8	4	50.0	27	3.38	0	1	10	--	18.2
Burrell	1	1	100.0	9	9.00	0	0	9	--	104.2
Tolar	1	0	0.0	0	0.00	0	0	0	--	39.6
Oilers	485	226	46.6	3168	6.53	29	28	79t	28/271	64.0
Opponents	438	209	47.7	3390	7.74	35	18	80t	21/228	83.6

RUSHING	NO	YDS	AVG	LG	TD
Burrell	122	406	3.3	45	0
Granger	56	388	6.9	69t	1
Blanks	71	235	3.3	30	0
Johnson	70	226	3.2	28t	3
Trull	38	139	3.7	23t	7
Tolar	46	105	2.3	17	0
Stone	6	18	3.0	12	0
Blanda	3	1	0.3	1	0
Lee	1	-3	-3.0	-3	0
Oilers	413	1515	3.7	69t	11
Opponents	422	1833	4.3	77t	10

RECEIVING	NO	YDS	AVG	LG	TD
Frazier	57	1129	19.8	79t	12
Burrell	33	400	12.1	34	5
Hennigan	27	313	11.6	26	3
McLeod	23	339	14.7	41	3
Elkins	21	283	13.5	62	3
Blanks	19	234	12.3	42t	2
Tolar	13	68	5.2	14	0
Poole	12	131	10.9	19	0
Granger	12	104	8.7	27t	1
Johnson	8	150	18.8	53	0
Stone	1	17	17.0	17	0
Oilers	226	3168	14.0	79t	29
Opponents	209	3390	16.2	80t	35

INTERCEPTIONS	NO	YDS	AVG	LG	TD
Norton	4	125	31.3	56	0
Glick	4	57	14.3	41	0
Hicks	3	12	4.0	12	0
Jancik	2	36	18.0	35	0
Parrish	2	0	0.0	0	0
Cline TM	1	23	23.0	23	0
Caveness	1	6	6.0	6	0
Baker	1	0	0.0	0	0
Oilers	18	259	14.4	56	0
Opponents	28	448	16.0	66t	3

PUNTING	NO	YDS	AVG	NET	TB	IN	LG	B
Norton	69	2908	42.1	37.4	3	0	65	0
Oilers	69	2908	42.1	37.4	3	0	65	0
Opponents	68	2720	40.0	35.3	8	0	65	0

PUNT RETURNS	NO	FC	YDS	AVG	LG	TD
Jancik	10	6	62	6.2	28	0
Burrell	8	7	78	9.8	29	0
Trammel	5	3	19	3.8	8	0
Oilers	23	16	159	6.9	29	0
Opponents	37	10	269	7.3	42	0

KICKOFF RETURNS	NO	YDS	AVG	LG	TD
Jancik	34	875	25.7	53	0
Blanks	21	487	23.2	37	0
Boyette	3	42	14.0	18	0
Trammel	3	63	21.0	26	0
Hayes	2	31	15.5	16	0
Burrell	1	16	16.0	16	0
Oilers	64	1514	23.7	53	0
Opponents	60	1385	23.1	100t	2

FIELD GOALS	1-19	20-29	30-39	40-49	50+
Blanda	3/4	0/1	3/7	8/12	2/6
Oilers	3/4	0/1	3/7	8/12	2/6
Opponents	1/1	3/6	4/6	7/13	0/4

Blanda: (12N,45N,38G,39G,38N) (49N, 47G) (48G,50G) (55N,47G,35G) (49G) (8G) (44N,16G,43G) (48G,50N) (44G) (34N,48N) (49G,35G) (50N,35N,51G,23B,9G) (J) (53N)
Opponents: (J) (41N,48G) (32G) (50N, 47G,32G) (35G,31G,25N,46G,52N,46G) (27N,49N) (49N,43G,42G) (29G,47G) (48N,24G) (28G,44G,29N) (47B,50N) (33N) (13G,35N) (50N)

SACKS
Oilers 21.0, Opponents 28.0

TACKLES (Solo, Assists, Total)
records not available

USUAL STARTING LINEUP

OFFENSE

WR Charles Frazier (28)
 LT Walt Suggs (76)
 LG Bob Talamini (61)
 C Bobby Bishop (50)
 RG Sonny Bishop (66)
 RT Glen Ray Hines (78)
 TE Bob McLeod (81)
 WR Charles Hennigan (87)
 QB George Blanda (16)
 RB Ode Burrell (25)
 FB Sid Blanks (42)
 FB Charles Tolar (44)

DEFENSE

LE Gary Cutsinger (80)
 LT Pat Holmes (79)
 RT Ernie Ladd (99)
 RE Don Floyd (75)
 LLB Johnny Baker (84)
 MLB Doug Cline (31)
 RLB Ron Caveness (51)
 MLB John Meyer (54)
 LCB Theo Viltz (34)
 RCB W.K. Hicks (33)
 SS Fred Glick (27)
 FS Jim Norton (43)

SPECIALISTS

K George Blanda (16)
 P Jim Norton (43)

AFL ALL-STAR GAME

GM: Don Klosterman; Head Coach: Wally Lemm

Asst. Coaches: Joe Childress (off. backs), Hugh Devore (WR), F.A. Dry (OL), Bud McFadin (DL), Wayne Robinson (LB), Walt Schilnkman (DB)

Head Coach: Hugh "Bones" Taylor Postseason: 0-0 Standings: 4th AFL Eastern

DATE	OPPONENT	SCORE	WL	ATT
Sep.12	NEW YORK	27-21	W	52,680
Sep.19	BOSTON	31-10	W	32,445
Sep.26	at Oakland	17-21	L	18,166
Oct. 3	at San Diego	14-31	L	28,190
Oct. 17	at Denver	17-28	L	32,492
Oct. 24	KANSAS CITY	38-36	W	34,670
Oct.31	at Buffalo	19-17	W	44,267
Nov. 7	OAKLAND	21-33	L	35,729
Nov.14	DENVER	21-31	L	28,126
Nov.21	at New York	14-41	L	55,312
Nov. 28	at Kansas City	21-52	L	16,459
Dec. 5	BUFFALO	18-29	L	23,087
Dec.12	SAN DIEGO	26-37	L	24,120
Dec.18	at Boston	14-42	L	14,508

	OILERS	OPP
TOTAL FIRST DOWNS	227	266
Rushing	63	128
Passing	140	110
Penalty	24	28
3rd Down: Made/Att	--	--
3rd Down Pct.	--	--
4th Down: Made/Att	--	--
4th Down Pct.	--	--
POSSESSION A.V.G.	30:00	--
TOTAL NET YARDS	3991	--
Avg. Per Game	285.1	--
Total Plays	904	--
Avg. Per Play	4.4	--
NET YARDS RUSHING	1178	--
Avg. Per Game	84.1	--
Total Rushes	323	--
NET YARDS PASSING	2813	--
Avg. Per Game	200.9	--
Sacked/Yards Lost	31/257	--
Gross Yards	3070	--
Att./Comp.	550/224	--
Completion Pct.	40.7	--
Had Intercepted	35	--
PUNTS/AVERAGE	85/43.7	--
NET PUNTING A.V.G.	85/37.8	--
PENALTIES/YARDS	76/841	--
FUMBLES/BALL LOST	22/11	--
TOUCHDOWNS	37	--
Rushing	10	--
Passing	25	--
Returns	2	--

BY PERIODS	1	2	3	4	OTPTS.
Oilers	51	57	77	113	0 298
Opponents	88	115	65	161	0 429

SCORING	TDR	PA	RT	PAT	FG	S	TP
Blanda	0	0	0	0	28/28	11/21	0 61
Wi. Frazier	8	0	8	0			0 48
Burrell	7	3	4	0			0 46
C. Frazier	6	0	6	0			0 36
Spikes	3	3	0	6/6	1/2	0	27
Hennigan	4	0	4	0			0 24
Compton	2	0	2	0			0 12
Jackson	2	2	0	0			0 12
Trull	2	2	0	0			0 12
N. Evans	1	0	0	1			0 6
McLeod	1	0	1	0			0 6
Onesti	1	0	0	1			0 6
Oilers	37	10	25	2	34/34	12/23	1 298
Opponents	50	17	27	6	--	--	1 429

2-point conversions: Burrell 2, Oilers 2-3, Opponents 0-0

PASSING	ATT	CMP	PCT	YARDS	YDS/ATT	TD	INT	LG	SK/YDS	RATING
Blanda	442	186	42.1	2542	5.75	20	30	95t	--	47.9
Trull	107	38	35.5	528	4.93	5	5	57t	--	48.3
Tolar	1	0	0.0	0	0.00	0	0	0	0	39.6
Oilers	550	224	40.7	3070	5.58	25	35	95t	31/257	47.9

RUSHING	NO	YDS	AVG	LG	TD
Burrell	130	528	4.1	63t	3
Tolar	73	230	3.2	18	0
Spikes	47	173	3.7	20	3
Trull	29	145	5.0	18	2
Jackson	37	85	2.3	7	2
Dalton Hoffman	1	11	11.0	11	0
C. Frazier	1	10	10.0	8	0
Compton	1	2	2.0	2	0
Blanda	4	-6	-1.5	0	0
Oilers	323	1178	3.6	63t	10

RECEIVING	NO	YDS	AVG	LG	TD
Burrell	55	650	11.8	52t	4
Hennigan	41	578	14.1	53	4
C. Frazier	38	717	18.9	64t	6
Wi. Frazier	37	521	14.1	57t	8
Tolar	25	138	5.5	21	0
McLeod	15	226	15.1	49	1
Spikes	8	57	7.1	17	0
Compton	3	140	46.7	95t	2
Jackson	1	31	31.0	31	0
Weir	1	12	12.0	12	0
Oilers	224	3070	13.7	95t	25

INTERCEPTIONS	NO	YDS	AVG	LG	TD
Hicks	9	156	17.3	31	0
Norton	7	52	7.4	18	0
Jancik	4	90	22.5	36	0
Banfield	3	28	9.3	28	0
Glick	2	18	9.0	18	0
Cutsinger	1	72	72.0	72	0
Maples	1	0	0.0	0	0
Oilers	27	416	15.4	72	0

PUNTING	NO	YDS	AVG	NET TB	IN	LG	B
Norton	85	3711	43.7	43.7	0	0	65 1
Oilers	85	3711	43.7	43.7	0	0	65 1

PUNT RETURNS	NO	FC	YDS	AVG	LG	TD
Jancik	12	0	85	7.1	25	0
Glick	7	0	44	6.3	13	0
Jaquess	4	0	17	4.3	11	0
Burrell	3	0	39	13.0	33	0
Hicks	1	0	4	4.0	4	0
Weir	1	0	0	0.0	0	0
Oilers	28	0	189	6.8	33	0

KICKOFF RETURNS	NO	YDS	AVG	LG	TD
Jancik	18	430	23.9	43	0
Jaquess	13	280	21.5	69	0
Weir	10	215	21.5	33	0
Burrell	8	202	25.3	38	0
Hicks	7	181	25.9	40	0
Compton	4	68	17.0	30	0
Glick	4	84	21.0	24	0
Kinderman	4	72	18.0	29	0
Spikes	4	41	10.3	15	0
Jackson	2	39	19.5	25	0
Cheeks	1	19	19.0	19	0
Maples	1	15	15.0	15	0
Williams	1	23	23.0	23	0
Oilers	77	1699	21.7	69	0

FIELD GOALS	1-19	20-29	30-39	40-49	50+
Oilers	5-6	1-1	4-7	3-7	0-2

Blanda: (39G,8G) (36N,36B,45G) (44B, 10G) () (37G) (40N) (31G,30G,13G,8G) () ()(23N) (46N,48N) (31B,41G,52N) (51N, 40G) ()
 Spikes: () () () () (15G) (16N) () () () () () ()

SACKS
Oilers 22.0 Opponents 31.0

TACKLES (Solo, Assists, Total)
 records not available

USUAL STARTING LINEUP	
OFFENSE	
WR	Charles Frazier (28)
LT	Walt Suggs (76)
LG	Bob Talamini (61)
C	John Frongillo (55)
	Wayne Frazier (56)
RG	Sonny Bishop (66)
RT	Norm Evans (73)
TE	Willie Frazier (83)
WR	Charles Hennigan (87)
QB	George Blanda (16)
RB	Ode Burrell (25)
FB	Charles Tolar (44)
DEFENSE	
LE	Gary Cutsinger (80)
LT	Bud McFadin (64)
	Scott Appleton (80)
RT	Ed Husmann (87)
RE	Don Floyd (75)
LLB	Johnny Baker (84)
	Bobby Maples (50)
MLB	Doug Cline (31)
RLB	Danny Brabham (85)
LCB	Tony Banfield (40)
RCB	W.K. Hicks (33)
SS	Jim Norton (43)
FS	Fred Glick (27)
	Bobby Jancik (23)
SPECIALISTS	
K	George Blanda (16)
P	Jim Norton (43)
AFL ALL-STAR GAME	
ALL AFL	

GM: Carroll Martin; Head Coach: Hugh "Bones" Taylor
 Asst. Coaches: Sammy Baugh (off. backs), Lou Rymkus (OL), Walt Schlinkman (defense), Joe Spencer (DL)

1964 SEASON (4-10)

Head Coach: Sammy Baugh

Postseason: 0-0

Standings: 4th AFL Eastern

DATE	OPPONENT	SCORE	WL	ATT
Sep.12	at San Diego	21-27	L	22,632
Sep.19	OAKLAND	42-28	W	26,482
Sep.27	at Denver	38-17	W	22,651
Oct. 4	at Kansas City	7-28	L	22,727
Oct.11	BUFFALO	17-48	L	26,218
Oct.17	at New York	21-24	L	32,840
Oct.25	SAN DIEGO	17-20	L	21,671
Nov. 1	at Buffalo	10-24	L	40,119
Nov. 6	at Boston	24-25	L	28,161
Nov.15	at Oakland	10-20	L	16,375
Nov.22	KANSAS CITY	19-28	L	17,782
Nov.29	BOSTON	17-34	L	17,560
Dec.13	NEW YORK	33-17	W	16,225
Dec.20	DENVER	34-15	W	15,839

	OILERS	OPP
TOTAL FIRST DOWNS	284	274
Rushing	80	102
Passing	186	155
Penalty	18	17
3rd Down: Made/Att	--	--
3rd Down Pct.	--	--
4th Down: Made/Att	--	--
4th Down Pct.	--	--
POSSESSION AVG.	--	--
TOTAL NET YARDS	4874	--
Avg. Per Game	348.1	--
Total Plays	942	--
Avg. Per Play	5.2	--
NET YARDS RUSHING	1347	--
Avg. Per Game	96.2	--
Total Rushes	327	--
NET YARDS PASSING	3527	--
Avg. Per Game	251.9	--
Sacked/Yards Lost	23/207	--
Gross Yards	3734	--
Att./Comp.	592/299	--
Completion Pct.	50.5	--
Had Intercepted	29	--
PUNTS/AVERAGE	55/41.2	--
NET PUNTING AVG.	55/35.9	--
PENALTIES/YARDS	70/883	--
FUMBLES/BALL LOST	24/15	--
TOUCHDOWNS	39	--
Rushing	14	--
Passing	19	--
Returns	6	--

BY PERIODS	1	2	3	4	OTPTS
Oilers	96	80	73	61	0 310
Opponents	73	130	62	90	0 355

SCORING	TD	RU	P	AT	PAT	FG	S	TP
Blanda	0	0	0	0	37/38	13/29	0	76
Hennigan	8	0	0	0	0	0	48	
Blanks	7	6	1	0	0	0	42	
Dewveall	4	0	4	0	0	0	24	
Tolar	4	0	4	0	0	0	24	
Jackson TM	3	3	0	0	0	0	18	
W. Frazier	2	0	2	0	0	0	12	
McLeod	2	0	2	0	0	0	12	
Baker	1	0	0	1	0	0	6	
Burrell	1	0	0	1	0	0	6	
Craig	1	0	1	0	0	0	6	
Floyd	1	0	0	1	0	0	6	
C. Frazier	1	0	1	0	0	0	6	
Dalton Hoffman	1	0	0	1	0	0	6	
Jancik	1	0	0	1	0	0	6	
Jaquess	1	0	0	1	0	0	6	
Nelson	1	0	0	1	0	0	6	
Oilers	39	14	19	6	37/38	13/29	0 310	
Opponents	45	18	24	3	--	--	0 355	

2-point conversions: Oilers 0-1
Opponents 0-0

PASSING	ATT	CMP	PCT	YARDS	YDS/ATT	TD	INT	LG	SK/YDS	RATING
Blanda	505	262	51.9	3287	6.51	17	27	80t	--	61.4
Trull	86	36	41.9	439	5.10	1	2	36	--	52.4
Blanks	1	1	1.00	8	8.00	1	0	8t	--	139.6
Oilers	592	299	50.5	3734	6.31	19	29	80t	23/207	60.7

RUSHING	NO	YDS	AVG	LG	TD
Blanks	145	756	5.2	91t	6
Tolar	139	515	3.7	40t	4
Trull	12	42	3.5	15	0
Smith	8	16	2.0	8	0
Jackson TM	8	11	1.4	5	3
Burrell	8	10	1.3	5	0
Dalton Hoffman	2	3	1.5	2	1
Blanda	4	-2	-0.5	6	0
C. Frazier	1	-4	-4.0	-4	0
Oilers	327	1347	4.1	91t	14

RECEIVING	NO	YDS	AVG	LG	TD
Hennigan	101	1546	15.3	53t	8
Blanks	56	497	8.9	45	1
Dewveall	38	552	15.5	60t	4
Tolar	35	244	7.0	52	0
C. Frazier	29	404	13.9	46	1
W. Frazier	11	227	20.6	80t	2
McLeod	8	81	10.1	20	2
Smith	7	38	5.4	15	0
Burrell	5	73	14.6	36	0
Craig	4	46	11.5	25	1
Baker	2	18	9.0	10	0
Jancik	1	14	14.0	14	0
Dalton Hoffman	1	1	1.0	1	0
Bishop	1	0	0.0	0	0
Blanda	0	-7	--	-7	0
Oilers	299	3734	12.5	80t	19

INTERCEPTIONS	NO	YDS	AVG	LG	TD
Jaquess	8	141	17.6	98t	1
Hicks	5	89	17.8	62	0
Glick	5	54	10.8	27	0
Jancik	3	16	5.3	16	0
Norton	2	31	15.5	31	0
Odom	2	22	11.0	22	0
Appleton	2	11	5.5	11	0
Nelson	1	45	45.0	45t	1
Baker	1	17	17.0	17t	1
Rieves	1	3	3.0	3	0
Floyd	0	8	--	8	0
Oilers	30	437	14.6	98t	3

PUNTING	NO	YDS	AVG	NET	TB	IN	LG	B
Norton	55	2267	41.2	41.2	0	0	79	2
Oilers	55	2267	41.2	35.9	0	0	79	2

PUNT RETURNS	NO	FC	YDS	AVG	LG	TD
Jancik	12	0	220	18.3	82t	1
Glick	6	0	32	5.3	12	0
Burrell	1	0	0.0	0	0	0
Oilers	19	0	252	13.3	82t	1

KICKOFF RETURNS	NO	YDS	AVG	LG	TD
Jancik	21	488	23.2	42	0
Burrell	17	449	26.4	93t	1
Nelson	13	304	23.4	47	0
Blanks	9	207	23.0	32	0
Dalton Hoffman	2	52	26.0	30	0
Jackson TM	2	32	16.0	18	0
W. Frazier	1	0	0.0	0	0
Glick	1	27	27.0	27	0
Oilers	66	1559	23.6	93t	1

FIELD GOALS	1-19	20-29	30-39	40-49	50+
Oilers	3/4	3/7	3/4	4/12	0/2

Blanda: (45B) () (43G) () (16N,47G) () (26N,27N,36G) (49N,50N,37N,49G) (46N, 23N, 10G) (49N,21N,40B,11G) (21G,31G) (49N,41N,49G) (49N,20G,31G) (51N,26G, 18G)

SACKS
Oilers 25.0 Opponents 23.0

TACKLES (Solo, Assists, Total)
records not available

USUAL STARTING LINEUP

- OFFENSE**
WR Charles Frazier (28)
LT Walt Suggs (76)
LG **Bob Talami (61)**
C Tom Goode (68)
RG John Wittenborn (67)
RT Sonny Bishop (66)
TE Willard Dewveall (88)
WR Charles Hennigan (87)
QB George Blanda (16)
RB Sid Blanks (42)
FB Charles Tolar (44)

- DEFENSE**
LE Scott Appleton (70)
LT Bud McFadin (64)
RT Ed Husmann (82)
Scott Appleton (70)
RE Don Floyd (75)
LLB Danny Brabham (85)
MLB Doug Cline (31)
Larry Onesti (45)
RLB Johnny Baker (84)
LCB Pete Jaquess (47)
RCB Bobby Jancik (23)
SS W.K. Hicks (23)
FS **Fred Glick (27)**

- SPECIALISTS**
K George Blanda (16)
P Jim Norton (43)

AFL ALL-STAR GAME
ALL-AFL

GM: Carroll Martin; Head Coach: Sammy Baugh
Asst. Coaches: W.F. "Red" Conkright (ends), Joe Spencer (DL), John Steber (OL), Hugh "Bones" Taylor (DB)

Front Office
 Coaching Staff
 Players
 Rookies
 2008 Season
 Records
 HISTORY
 Playoff History
 Sidelines

Head Coach: Frank "Pop" Ivy

Postseason: 0-0

Standings: 3rd AFL Eastern

DATE	OPPONENT	SCORE	WL	ATT
Sep. 7	OAKLAND	13-24	L	24,749
Sep.14	DENVER	20-14	W	22,855
Sep.22	at New York	17-24	L	9,336
Sep.28	at Buffalo	31-20	W	32,340
Oct. 6	at Kansas City	7-28	L	27,801
Oct.13	at Denver	33-24	W	24,087
Oct.20	BUFFALO	28-14	W	23,948
Oct. 27	KANSAS CITY	28-7	W	26,331
Nov. 1	at Boston	3-45	L	31,185
Nov.10	NEW YORK	31-27	W	23,615
Dec. 1	at San Diego	0-27	L	31,713
Dec. 8	BOSTON	28-46	L	23,462
Dec.15	SAN DIEGO	14-20	L	18,540
Dec.22	at Oakland	49-52	L	17,401

	OILERS	OPP
TOTAL FIRST DOWNS	254	256
Rushing	68	117
Passing	169	121
Penalty	17	18
3rd Down: Made/Att	--	--
3rd Down Pct.	--	--
4th Down: Made/Att	--	--
4th Down Pct.	--	--
POSSESSION AVG.	--	--
TOTAL NET YARDS	4432	--
Avg. Per Game	316.6	--
Total Plays	870	--
Avg. Per Play	5.1	--
NET YARDS RUSHING	1210	--
Avg. Per Game	86.4	--
Total Rushes	341	--
NET YARDS PASSING	3222	--
Avg. Per Game	230.1	--
Sacked/Yards Lost	28/256	--
Gross Yards	3478	--
Att./Comp.	501/261	--
Completion Pct.	52.1	--
Had Intercepted	33	--
PUNTS/AVERAGE	65/43.0	--
NET PUNTING AVG.	65/43.0	--
PENALTIES/YARDS	58/565	--
FUMBLES/BALL LOST	35/24	--
TOUCHDOWNS	39	--
Rushing	11	--
Passing	26	--
Returns	2	--

BY PERIODS	1	2	3	4	OT PTS
Oilers	72	102	72	56	0 302
Opponents	79	138	61	94	0 372

SCORING	TD	RU	PA	RT	PAT	FG	S	P
Blanda	0	0	0	0	39/39	9/24	0	66
Hennigan	10	0	10	0	0	0	0	60
Dewveall	7	0	7	0	0	0	0	42
McLeod	5	0	5	0	0	0	0	30
Smith	5	3	2	0	0	0	0	30
Tobin	5	4	1	0	0	0	0	30
Tolar	3	3	0	0	0	0	0	18
Dickinson LG1	1	0	0	0	0	0	0	6
Dickinson TM1	1	0	0	0	0	0	0	6
Frazier	1	0	1	0	0	0	0	6
Glick	1	0	0	1	0	0	0	6
Johnston	1	0	0	1	0	0	0	6
Oilers	39	11	26	2	39/39	9/24	1	302
Opponents	47	12	24	11	--	--	--	1 372

2-point conversions: Oilers 0-0
Opponents 0-0

PASSING	ATT	CMP	PCT	YARDS	YDS/ATT	TD	INT	LG	SK/YDS	RATING
Blanda	423	224	53.0	3003	7.10	24	25	80t	--	70.1
Lee	75	37	49.3	475	6.33	2	8	38	--	38.9
Smith	2	0	0.0	0	0.0	0	0	0	--	39.6
Cannon	1	0	0.0	0	0.0	0	0	0	--	39.6
Oilers	501	261	52.1	3478	6.94	26	33	80t	28/256	64.3

RUSHING	NO	YDS	AVG	LG	TD
Tolar	194	659	3.4	33	3
Tobin	75	271	3.6	32	4
Smith	50	202	4.0	16	3
Cannon	13	45	3.5	12	0
Dickinson LG	6	32	5.3	13	1
Dickinson TM	1	1	1.0	11	1
Norton	1	15	15.0	15	0
Lee	2	9	4.5	8	0
Babb	1	7	7.0	7	0
Blanda	4	1	0.3	7	0
Oilers	341	1210	3.5	33	11

RECEIVING	NO	YDS	AVG	LG	TD
Hennigan	61	1051	17.2	68	10
Dewveall	58	752	13.0	35	7
Tolar	41	275	6.7	33	0
McLeod	33	530	16.1	38	5
Smith	24	270	11.3	36	2
Frazier	16	279	17.4	80t	1
Tobin	13	173	13.3	33t	1
Dickinson LG	6	57	9.5	18	0
Dickinson TM	5	48	9.6	18	0
Kerbow	5	61	12.2	30	0
Cannon	5	39	7.8	12	0
Oilers	261	3478	13.3	80t	26

INTERCEPTIONS	NO	YDS	AVG	LG	TD
Glick	12	180	15.0	45	1
Barfield	7	21	3.0	14	0
Norton	6	86	14.3	37	0
Jancik	3	31	10.3	19	0
Cline	3	16	5.3	9	0
Babb	2	24	12.0	18	0
Johnston	1	90	90.0	90t	1
Dukes	1	4	4.0	4	0
Brabham	1	1	1.0	1	0
Oilers	36	453	12.6	90t	2

PUNTING	NO	YDS	AVG	NET TB	LG	B
Norton	65	2792	43.0	43.0	0	0 68 0
Oilers	65	2792	43.0	43.0	0	0 68 0

PUNT RETURNS	NO	FC	YDS	AVG	LG	TD
Glick	19	0	171	9.0	22	0
Jancik	13	0	145	11.2	56	0
Oilers	32	0	316	9.9	56	0

KICKOFF RETURNS	NO	YDS	AVG	LG	TD
Jancik	45	1317	29.3	53	0
Glick	20	451	22.6	43	0
Cannon	2	39	19.5	20	0
Michael	1	3	3.0	3	0
Tobin	1	10	10.0	10	0
Tolar	1	4	4.0	4	0
Oilers	70	1824	26.1	53	0

FIELD GOALS	1-19	20-29	30-39	40-49	50+
Oilers	1/2	1/3	4/8	3/8	0/3

Blanda:(30G,46G,32N,42N)
(18G,48G,52N,51N,28N,52N) (44N,37G)
(28G) (37N) (38G,48B,12N) () (26N) (46G)
(47N,32G) (48B,37N) () (35N) ()
Opponents: records not available

TACKLES (Solo, Assists, Total)
records not available

USUAL STARTING LINEUP

- OFFENSE**
WR Willard Dewveall (88)
LT Walt Suggs (76)
LG Bob Talamini (61)
C Bob Schmidt (52)
RG Hogan Wharton (63)
RT Rich Michael (77)
TE Bob McLeod (81)
WR Charles Hennigan (87)
QB George Blanda (16)
RB Billy Cannon (20)
FB Charles Tolar (44)

- DEFENSE**
LE Gary Cutsinger (80)
LT Dudley Meredith (74)
RT Ed Husmann (82)
RE Don Floyd (75)
LLB Doug Cline (31)
MLB Gene Babb (33)
RLB Mike Dukes (30)
LCB Tony Banfield (40)
RCB Bobby Jancik (23)
SS Jim Norton (43)
FS Fred Glick (27)

- SPECIALISTS**
K George Blanda (16)
P Jim Norton (43)

AFL ALL-STAR GAME
ALL-AFL

GM/Head Coach: Frank "Pop" Ivy
Asst. Coaches: Neil Armstrong (defense), W.F. "Red" Conkright (ends), Walt Schlinkman (offense), Joe Spencer (line)

1962 SEASON [11-3]

Front Office

Coaching Staff

Players

Rookies

2008 Season

Records

HISTORY

Playoff History

Sidelines

Head Coach: Frank "Pop" Ivy

Postseason: 0-1

Standings: 1st AFL Eastern

DATE	OPPONENT	SCORE	W/L	ATT
Sep.9	at Buffalo	28-23	W	31,236
Sep.16	at Boston	21-34	L	32,276
Sep.23	at San Diego	42-17	W	28,061
Oct. 7	BUFFALO	17-14	W	26,350
Oct.14	NEW YORK	56-17	W	20,650
Oct.21	at Denver	10-20	L	34,496
Oct.28	DALLAS	7-31	L	31,750
Nov.4	at Dallas	14-6	W	29,017
Nov.11	at Oakland	28-20	W	11,000
Nov.18	BOSTON	21-17	W	35,250
Nov.25	SAN DIEGO	33-27	W	28,235
Dec.2	DENVER	34-17	W	30,650
Dec.9	OAKLAND	32-17	W	27,400
Dec.15	at New York	44-10	W	8,167
Dec. 23	DALLAS	17-20*	L	37,981

*Overtime

	OILERS	OPP
TOTAL FIRST DOWNS	266	217
Rushing	95	75
Passing	157	126
Penalty	14	16
3rd Down: Made/Att	--	--
3rd Down Pct.	--	--
4th Down: Made/Att	--	--
4th Down Pct.	--	--
POSSESSION AVG.	--	--
TOTAL NET YARDS	4971	--
Avg. Per Game	355.1	--
Total Plays	943	--
Avg. Per Play	5.3	--
NET YARDS RUSHING	1742	--
Avg. Per Game	124.4	--
Total Rushes	457	--
NET YARDS PASSING	3229	--
Avg. Per Game	230.6	--
Sacked/Yards Lost	11/94	--
Gross Yards	3323	--
Att./Comp.	475/227	--
Completion Pct.	47.8	--
Had Intercepted	48	--
PUNTS/AVERAGE	56/41.0	--
NET PUNTING AVG.	56/41.0	--
PENALTIES/YARDS	63/633	--
FUMBLES/BALL LOST	17/9	--
TOUCHDOWNS	50	--
Rushing	15	--
Passing	32	--
Returns	3	--

BY PERIODS	1	2	3	4	OT PTS
Oilers	93	119	98	77	0 387
Opponents	79	87	47	57	0 270

SCORING	TD	RU	PA	RT	PAT	FG	S	TP
Blanda	0	0	0	0	48/49	11/26	0	81
Cannon	13	7	6	0			0	80
Hennigan	8	0	8	0			0	48
Tolar	8	7	1	0			0	48
McLeod	6	0	6	0			0	36
Dewveall	5	0	5	0			0	30
Groman	3	0	3	0			0	18
Smith	3	1	2	0			0	18
Babb	1	0	0	1			0	6
Banfield	1	0	0	1			0	6
Floyd	1	0	0	1			0	6
Frazier	1	0	0	1			0	6
Oilers	50	15	32	3	48/49	11/26	2	387
Opponents	33	10	18	5	N/A	N/A	0	270

2-point conversions: Oilers 0-0
Opponents 0-0

PASSING	ATT	CMP	PCT	YARDS	YDS/ATT	TD	INT	LG	SK/YDS	RATING
Blanda	418	197	47.1	2810	6.72	27	42	78t	--	51.3
Lee	50	26	52.0	433	8.66	4	5	98t	--	68.6
Cannon	3	2	66.7	46	15.33	1	0	40t	--	149.3
Smith	3	2	66.7	34	11.33	0	0	19	--	104.9
Tolar	1	0	0.0	0	0.0	0	0	0	--	0.0
Oilers	475	227	47.8	3323	7.00	32	48	98t	11/94	53.9

RUSHING	NO	YDS	AVG	LG	TD
Tolar	244	1012	4.1	25	7
Cannon	147	474	3.2	64t	7
Smith	56	249	4.4	41	1
Blanda	3	6	2.0	10	0
Lee	4	1	0.3	4	0
Babb	3	0	0.0	2	0
Oilers	457	1742	3.8	64t	15

RECEIVING	NO	YDS	AVG	LG	TD
Hennigan	54	867	16.1	78t	8
McLeod	33	578	17.5	55t	6
Dewveall	33	576	17.5	98t	5
Cannon	32	451	14.1	60t	6
Tolar	30	251	8.4	35t	1
Groman	21	328	15.6	54t	3
Smith	17	117	6.9	29	2
Frazier	7	155	22.1	73t	1
Oilers	227	3323	14.6	98t	32

INTERCEPTIONS	NO	YDS	AVG	LG	TD
Norton	8	75	9.4	36	0
Banfield	6	17	2.8	11	0
Floyd	4	50	12.5	28t	1
Johnston	4	31	7.8	27	0
Glick	3	53	17.7	31	0
Jancik	2	33	16.5	33	0
Babb	2	31	15.5	31	0
Cline	2	14	7.0	14	0
Dukes	2	11	5.5	6	0
Suci	1	22	22.0	22	0
Cutsinger	1	3	3.0	3	0
Oilers	35	340	9.7	36	2

PUNTING	NO	YDS	AVG	NET TB	IN	LG	B
Norton	56	2298	41.0	41.0	0	64	1
Oilers	56	2298	41.0	41.0	0	64	1

PUNT RETURNS	NO	FC	YDS	AVG	LG	TD
Jancik	14	0	116	8.3	21	0
Click	12	0	79	6.6	17	0
Banfield	2	0	71	35.5	50t	1
Oilers	28	0	266	9.5	50t	1

KICKOFF RETURNS	NO	YDS	AVG	LG	TD
Jancik	24	726	30.3	61	0
Cannon	18	442	24.6	38	0
Smith	2	37	18.5	23	0
Tolar	2	18	9.0	18	0
Glick	1	22	22.0	22	0
McLeod	1	0	0.0	0	0
Oilers	48	1245	25.9	61	0

FIELD GOALS	1-19	20-29	30-39	40-49	50+
Oilers	5/7	2/4	2/4	1/7	1/4

Blanda: (29N,45N,48N) (51N,10N) (47N) (N,16G,37N) (47N) (18G) () (34N,47B) (50N) () (50N,42G,22G,39G,26N) (16G,20G) (54G,14G,11G) (30G,46N)

SACKS
Opponents 11.0

TACKLES (Solo, Assists, Total)
records not available

GM: Don Suman; Head Coach: Frank "Pop" Ivy
Asst. Coaches: Neill Armstrong (defense), Walt Schlinkman (offense), Joe Spencer (line)

1961 SEASON [10-3-1]

Head Coach: Lou Rymkus (5 games) **Postseason:** 1-0
Wally Lemm (Last 9 games)

Standings: 1st AFL Eastern

DATE	OPPONENT	SCORE	WL	ATT	RUSHING	NO	YDS	AVG	LG	TD	FIELD GOALS	1-19	20-29	30-39	40-49	50+
Sep. 9	OAKLAND	55-0	W	16,231	Cannon	200	948	4.7	61t	6	Oilers	6/7	6/8	1/2	1/6	2/6
Sep.24	at San Diego	24-34	L	29,210	Tolar	157	577	3.7	28	4	Blanda: (27G,14G) (28G) (41N,48N,14G, 46N,54N) (36N,51N,24G) (54N,53G,47N) (24N,45N) (48G,33G) (25G,19G) (N) (9G) (55G,23G,27N) (16G,27G,51N) (12G)					
Oct. 1	at Dallas	21-26	L	28,000	Smith	60	258	4.3	21	2						
Oct. 8	BUFFALO	12-22	L	22,761	King	12	50	4.2	17t	2						
Oct.13	at Boston	31-31	T	15,070	Lee	8	36	4.5	9	0						
Oct.22	DALLAS	38-7	W	21,237	Hall	7	13	1.9	9	0						
Oct.29	at Buffalo	28-16	W	23,228	Blanda	7	12	1.7	7	0						
Nov. 5	at Denver	55-14	W	11,564	Groman	1	2	2.0	2t	1						
Nov.12	BOSTON	27-15	W	35,649	Oilers	452	1896	4.2	61t	15						
Nov.19	NEW YORK	49-13	W	33,428	RECEIVING											
Nov.26	DENVER	45-14	W	27,864	Hennigan	82	1746	21.3	80t	12						
Dec. 3	SAN DIEGO	33-13	W	37,845	Groman	50	1175	23.5	80t	17						
Dec.10	at New York	48-21	W	9,462	Cannon	43	586	13.6	78t	9						
Dec.17	at Oakland	47-16	W	4,821	Tolar	24	219	9.1	32	1						
Dec.24	at San Diego	10-3	W	29,556	McLeod	14	172	12.3	18	2						
					White	13	238	18.3	49	1						
					Dewveall	12	200	16.7	66t	3						
					Smith	10	131	13.1	37	1						
					King	3	83	27.7	44t	1						
					Hall	1	20	20.0	20t	1						
					Spence	1	14	14.0	14	0						
					Blanda	1	-16	-16.0	-16	0						
					Oilers	254	4568	18.0	80t	48						
					INTERCEPTIONS											
					Norton	9	150	16.7	36	0						
					Banfield	8	136	17.0	58	0						
					Johnston	4	59	14.8	27	0						
					Glick	4	28	7.0	11	0						
					Milstead	2	25	12.5	22	0						
					Morris	1	31	31.0	31	0						
					Laraway	1	30	30.0	30	0						
					Cline	1	24	24.0	24	0						
					Spence	1	23	23.0	23	0						
					Trask	1	17	17.0	17	0						
					Dukes	1	5	5.0	5	0						
					Oilers	33	528	16.0	58	0						
					PUNTING											
					Norton	48	1952	40.7	40.7	0	63	0				
					Hall	8	238	29.8	29.8	0	50	0				
					Oilers	56	2190	39.1	39.1	0	63	0				
					PUNT RETURNS											
					Cannon	9	0	70	7.8	20	0					
					King	7	0	32	4.6	10	0					
					Hall	2	0	1	0.5	1	0					
					Smith	1	0	15	15.0	15	0					
					Oilers	19	0	118	6.2	20	0					
					KICKOFF RETURNS											
					Cannon	18	439	24.4	47	0						
					King	8	190	23.8	41	0						
					Hall	6	140	23.3	33	0						
					Dukes	4	57	14.3	23	0						
					Tolar	2	42	21.0	22	0						
					Cline	1	24	24.0	24	0						
					Laraway	1	22	22.0	22	0						
					McLeod	1	13	13.0	13	0						
					Smith	1	5	5.0	5	0						
					Wharton	1	8	8.0	8	0						
					Oilers	43	940	21.9	47	0						
					SCORING											
					Blanda	0	0	0	64/65	16/29	0	112				
					Groman	18	1	17	0	0	108					
					Cannon	15	6	9	0	0	90					
					Hennigan	12	0	12	0	0	72					
					Tolar	5	4	1	0	0	30					
					Dewveall	3	0	3	0	0	18					
					King	3	2	1	0	0	18					
					Smith	3	2	1	0	0	18					
					Cline	2	0	2	1	14						
					McLeod	2	0	2	0	12						
					Hall	1	0	1	0	6						
					Johnston	1	0	1	0	6						
					White	1	0	1	0	6						
					Milstead	0	0	0	1/1	0/0	0	1				
					Oilers	66	15	48	3	65/66	16/29	2513				
					Opponents	33	17	13	3	0/0	0/0	0242				
					2-point conversions:											
					Oilers 0-0 Opponents 0-0											
					PASSING											
					Blanda	362	187	51.7	3330	9.20	36	22	80t	--	91.3	
					Lee	127	66	52.0	1205	9.49	12	6	80t	--	96.7	
					Cannon	5	0	0.0	0	0.0	0	1	0	--	0.0	
					Smith	2	1	50.0	33	16.50	0	0	33	--	95.8	
					Groman	1	0	0.0	0	0.0	0	0	0	--	39.6	
					Tolar	1	0	0.0	0	0.0	0	0	0	--	39.6	
					Oilers	498	254	51.0	4568	9.17	48	29	80t	14/176	90.7	

Front Office
 Coaching Staff
 Players
 Rookies
 2008 Season
 Records
 HISTORY
 Playoff History
 Sidelines

GM: Don Suman; **Head Coach:** Lou Rymkus (five games), Wally Lemm (final nine games)
Asst. Coaches: Walt Schlinkman (off. backs), Mac Speedie (ends), Joe Spencer (line), Fred Wallner (defense)

1960 SEASON (10-4)

Head Coach: Lou Rymkus

Postseason: 1-0

Standings: 1st AFL Eastern

DATE	OPPONENT	SCORE	WL	ATT
Sep.11	at Oakland	37-22	W	12,703
Sep.18	LOS ANGELES	38-28	W	20,156
Sep.25	OAKLAND	13-14	L	16,421
Oct. 9	NEW YORK	27-21	W	16,151
Oct.16	DALLAS	20-10	W	19,026
Oct.23	at New York	42-28	W	21,000
Oct.30	at Buffalo	24-25	L	23,001
Nov. 6	at Denver	45-25	W	14,489
Nov.13	at Los Angeles	21-14	L	21,805
Nov.20	DENVER	20-20	W	20,778
Nov.25	at Boston	24-10	W	27,123
Dec. 4	at Dallas	0-24	L	20,000
Dec.11	BUFFALO	31-23	W	25,247
Dec.18	BOSTON	37-21	W	22,352
Jan. 1	LOS ANGELES	24-16	W	32,183

	OILERS	OPP
TOTAL FIRST DOWNS	262	282
Rushing	83	90
Passing	153	164
Penalty	26	28
3rd Down: Made/Att	--	--
3rd Down Pct.	--	--
4th Down: Made/Att	--	--
4th Down Pct.	--	--
POSSESSION AVG.	--	--
TOTAL NET YARDS	4936	--
Avg. Per Game	352.6	--
Total Plays	930	--
Avg. Per Play	5.3	--
NET YARDS RUSHING	1733	--
Avg. Per Game	123.8	--
Total Rushes	452	--
NET YARDS PASSING	3203	--
Avg. Per Game	228.8	--
Sacked/Yards Lost	22/168	--
Gross Yards	3371	--
Att./Comp.	456/218	--
Completion Pct.	47.8	--
Had Intercepted	28	--
PUNTS/AVERAGE	72/35.8	--
NET PUNTING AVG.	72/35.8	--
PENALTIES/YARDS	75/750	--
FUMBLES/BALL LOST	36/17	--
TOUCHDOWNS	48	--
Rushing	15	--
Passing	31	--
Returns	2	--

BY PERIODS	1	2	3	4	OTPTS
Oilers	93	106	91	89	0 379
Opponents	64	94	72	55	0 285

SCORING	TD	RU	PA	RT	PAT	FG	S	TP
Blanda	4	4	0	0	46/47	15/33	0	115
Groman	12	0	12	0	0	0	0	72
Cannon	7	1	5	1	0	0	0	42
Smith	7	5	2	0	0	0	0	42
Hennigan	6	0	6	0	0	0	0	36
Carson	4	0	4	0	0	0	0	24
Tolar	3	3	0	0	0	0	0	18
Cline	2	2	0	0	0	0	0	12
Atchason LG	1	0	1	0	0	0	0	6
Atchason TM	1	0	1	0	0	0	0	6
Hall	1	0	0	1	0	0	0	6
Witcher	1	0	1	0	0	0	0	6
Oilers	48	15	31	2	46/47	15/33	0	379
Opponents	36	6	28	2	0/0	0/0	0	285

2-point conversions: Oilers 0-0
Opponents 0-0

PASSING	ATT	CMP	PCT	YARDS	YDS/ATT	TD	INT	LG	SK/YDS	RATING
Blanda	363	169	46.6	2413	6.65	24	22	75	0/0	65.4
Lee	77	41	53.2	842	10.94	5	6	92t	0/0	81.2
Milstead	7	4	57.1	43	6.14	0	0	30	0/0	75.3
Smith	5	3	60.0	70	14.00	1	0	31	0/0	143.8
Cannon	3	0	0.0	0	0.00	0	0	0	0/0	39.6
Groman	1	1	100.0	3	3.00	1	0	3t	0/0	118.8
Oilers	456	218	47.8	3371	7.39	31	28	92t	22/168	69.8

RUSHING	NO	YDS	AVG	LG	TD
Cannon	152	644	4.2	39	1
Smith	154	643	4.2	65	5
Tolar	54	179	3.3	40t	3
Hall	30	118	3.9	16	0
Cline	37	105	2.8	19	2
Blanda	16	16	1.0	9	4
Talamini	0	14	--	14	0
Lee	6	11	1.8	10	0
Milstead	3	3	1.0	7	0
Oilers	452	1733	3.8	65	15

RECEIVING	NO	YDS	AVG	LG	TD
Groman	72	1473	20.5	92t	12
Carson	45	604	13.4	47	4
Hennigan	44	722	16.4	73t	6
Smith	22	216	9.8	40t	2
Cannon	15	187	12.5	53t	5
Tolar	7	71	10.1	21	0
Atchason LG	5	48	9.6	14	1
Atchason TM	3	26	8.7	12	1
Witcher	4	34	8.5	13	1
Cline	4	15	3.8	10	0
J. White	1	18	18.0	18	0
Norton	1	5	5.0	5	0
Oilers	218	3371	15.5	92t	31

INTERCEPTIONS	NO	YDS	AVG	LG	TD
Johnston	4	42	10.5	33	0
Morris	4	32	8.0	26	0
Spence	4	5	1.3	5	0
Gordon	3	45	15.0	20	0
Banfield	3	22	7.3	22	0
Dukes	2	34	17.0	29	0
Kendall	2	10	5.0	10	0
Allen	1	0	0.0	0	0
Norton	1	0	0.0	0	0
Witcher	1	0	0.0	0	0
Oilers	25	190	7.6	33	0

PUNTING	NO	YDS	AVG	NET	TB	IN	LG	B
Milstead	66	2365	35.8	35.8	0	0	54	0
Hall	6	210	35.0	35.0	0	0	41	0
Oilers	72	2575	35.8	35.8	0	0	54	0

PUNT RETURNS	NO	FC	YDS	AVG	LG	TD
Hall	6	0	72	12.0	26	0
Tolar	5	0	40	8.0	15	0
Cannon	4	0	96	24.0	51	0
Oilers	15	0	208	13.9	51	0

KICKOFF RETURNS	NO	YDS	AVG	LG	TD
Hall	19	594	31.3	104t	1
Tolar	13	249	19.2	35	0
Cannon	8	266	33.3	88t	1
Dukes	4	58	14.5	20	0
Cline	3	42	14.0	16	0
Jamison	1	5	5.0	5	0
J. White	0	11	--	11	0
Oilers	48	1225	25.5	104t	1

FIELD GOALS	1-19	20-29	30-39	40-49	50+
Oilers	6/14	3/5	3/5	1/6	2/3

Blanda: (18G.) (13G) (36G,17N,10G,28N)
(N, N, N, N,22G,36G) (19G,40N,23G,47N)
(N) (50G) (45N,44G,40N) (52N) (40N)
(3.5 N, 2.0 N, 3.2 N, 1.6 G) (1.8 N) (5.3 G)
(32G,26G,10G)

Opponents: records not available

TACKLES (Solo, Assists, Total)

records not available

USUAL STARTING LINEUP

OFFENSE

- WR Bill Groman (89)
- LT Al Jamison (70)
- LG Bob Talamini (61)
- C George Belotti (57)
- Hugh Pitts (53)
- RG Hogan Wharton (63)
- RT Rich Michael (77)
- TE John Carson (82)
- John White (86)
- WR Charles Hennigan (87)
- QB George Blanda (16)
- RB Billy Cannon (20)
- FB Dave Smith (32)

DEFENSE

- LE Dalva Allen (80)
- LT Orville Trask (79)
- RT Jerry Helluin (72)
- George Shirkey (74)
- RE Don Floyd (75)
- LLB Doug Cline (31)
- MLB Dennit Morris (50)
- RLB Mike Dukes (30)
- LCB Jim Norton (43)
- RCB Mark Johnston (41)
- SS Bobby Gordon (47)
- Charles Kendall (34)
- FS Julian Spence (24)

SPECIALISTS

- K George Blanda (16)
- P Charles Milstead (12)

ALLAFL

GM: (none); Head Coach: Lou Rymkus
Asst. Coaches: Wally Lemm, Walt Schlinkman, Mac Speedie, Fred Wallner

**George, McNair, Wycheck Inducted Into Titans/Oilers
Hall of Fame / Ring of Honor at LP Field**



Titans owner K.S. "Bud" Adams, Jr. (second, left) inducts franchise greats Eddie George (left), Steve McNair (second, right) and Frank Wycheck (right) into the Titans/Oilers Ring of Honor during halftime of the Monday Night Football game against the Indianapolis Colts last season at LP Field. The trio also was inducted into the Titans/Oilers Hall of Fame.



Four-time Pro Bowler Eddie George ended his eight-year (1996-03) tenure with the team as the franchise's all-time leading rusher with 10,009 yards and started every game in his time with the team.



Steve McNair (1995-2005) accumulated the most wins of any franchise quarterback with 76 victories, earning NFL co-MVP honors following the 2003 season. He led Tennessee to four playoff appearances and earned three Pro Bowl selections.



Three-time Pro Bowler Frank Wycheck (1995-2003) holds the franchise record for consecutive games with a reception (99, 1996-2002) and became only the fourth tight end in NFL history to record 500 receptions in a career.

Front Office

Coaching Staff

Players

Rookies

2008 Season

Records

HISTORY

Playoff History

Sidelines

PRESEASON RESULTS

Front Office

Coaching Staff

Playjets

Rookies

2008 Season

Records

HISTORY

Playoff History

Sidelines

<i>SITE</i>	<i>OPPONENT</i>	<i>TITANS</i>	<i>OPP</i>				
1960 (2-3)				St. Louis	St. Louis	14	16
Tulsa, Okla.	Dallas	10	27	Houston	Philadelphia	21	17
Los Angeles	Los Angeles	13	22	Houston	Dallas	20	28
Houston	Denver	42	3	Houston	Chicago	37	17
Mobile, Ala.	N.Y. Titans	30	14	New Orleans	New Orleans	24	17
Dallas	Dallas	3	24	1972 (2-3-1)			
1961 (3-2)				Dallas	Dallas	24	25
San Diego	San Diego	14	27	Chicago	Chicago	17	20
Honolulu, Hawaii	Oakland	35	17	Houston	Green Bay	20	3
Honolulu, Hawaii	San Diego	28	42	Houston	St. Louis	33	24
Greenville, S.C.	N.Y. Titans	30	20	Minnesota	Minnesota	14	26
Mobile, Ala.	Denver	42	20	Houston	New Orleans	14	14
1962 (4-1)				1973 (2-4)			
Houston	N.Y. Titans	33	27	Houston	N.Y. Jets	13	16
Atlanta	Denver	33	17	Houston	Chicago	7	34
New Orleans	Boston	20	10	Green Bay	Green Bay	14	33
Mobile, Ala.	Buffalo	14	21	Houston	Dallas	27	24
Miami	Dallas	34	31	Houston	Baltimore	20	9
1963 (3-2)				New Orleans	New Orleans	10	16
Denver	Denver	10	27	1974 (3-3)			
Shreveport, La.	N.Y. Jets	17	0	Houston	N.Y. Giants	16	7
Lowell, Mass.	Boston	21	20	Washington	Washington	48	3
Houston	San Diego	3	21	Dallas	Dallas	13	19
Wichita, Kan.	Kansas City	23	17	Houston	Atlanta	6	10
1964 (1-4)				Houston	Chicago	37	20
Boston	Boston	38	7	Houston	New Orleans	16	24
Little Rock, Ark.	San Diego	36	44	1975 (3-3)			
Houston	Denver	20	32	New Orleans	New Orleans	13	7
Las Vegas, Nev.	Oakland	20	34	Houston	Washington	24	13
Houston	Kansas City	17	27	Denver	Denver	21	27
1965 (5-0)				Houston	Dallas	14	17
Alexandria, Va.	N.Y. Jets	21	16	Houston	Baltimore	21	26
Buffalo	Buffalo	29	7	Chicago	Chicago	24	13
Houston	Boston	27	6	1976 (0-6)			
San Antonio, Texas	Denver	25	3	Kansas City	Kansas City (OT)	3	9
Little Rock, Ark.	San Diego	13	10	Houston	New Orleans	10	13
1966 (1-3)				Houston	N.Y. Giants	14	30
Houston	Oakland	26	17	Houston	N.Y. Jets	24	27
Birmingham, Ala.	N.Y. Jets	10	16	Houston	Miami	6	10
Little Rock, Ark.	Buffalo	16	2	Dallas	Dallas (OT)	20	26
Kansas City	Kansas City	20	31	1977 (2-4)			
1967 (0-4)				Oakland	Oakland	0	40
Houston	Kansas City	9	34	Houston	Baltimore	7	14
Oakland	Oakland	7	24	Houston	Chicago	10	14
Charlotte, N.C.	N.Y. Jets	7	13	Houston	San Francisco	17	3
Houston	Dallas	17	30	Houston	Dallas	23	14
1968 (4-1)				New Orleans	New Orleans	16	20
Houston	Washington	9	3	1978 (1-3)			
Houston	N.Y. Jets	28	14	Houston	Denver	12	17
Houston	New Orleans	24	23	Houston	Philadelphia	10	28
Tulsa, Okla.	Buffalo	37	7	Dallas	Dallas	27	13
Houston	Dallas	19	33	Houston	New Orleans	3	17
1969 (3-2)				1979 (1-3)			
Houston	Buffalo	24	7	Houston	N.Y. Jets	14	21
Houston	Baltimore	29	33	Houston	St. Louis	9	7
Houston	Chicago	19	17	Dallas	Dallas	13	16
Houston	Dallas	11	14	New Orleans	New Orleans	7	10
New Orleans	New Orleans	30	14	1980 (2-2)			
1970 (2-4)				Houston	Tampa Bay	7	21
Houston	Chicago	13	23	Houston	New Orleans	20	17
Houston	New Orleans	10	19	Dallas	Dallas	13	20
Houston	Minnesota	7	14	Houston	Buffalo	24	7
Houston	Dallas	37	21	1981 (1-3)			
Los Angeles	Los Angeles	3	20	Houston	Philadelphia	13	10
Miami	Philadelphia	27	7	New Orleans	New Orleans	7	27
1971 (4-3)				Tampa Bay	Tampa Bay	17	27
Canton, Ohio	Los Angeles	6	17	Dallas	Dallas	20	28
Houston	N.Y. Giants	35	6	1982 (2-2)			
				Houston	New Orleans	22	20

PRESEASON RESULTS

Houston	N.Y. Jets	16	33
Houston	Tampa Bay	21	6
Dallas	Dallas	14	20
1983 (0-4)			
Houston	Baltimore	0	15
Houston	Tampa Bay	17	23
New Orleans	New Orleans	13	20
Dallas	Dallas	31	34
1984 (1-3)			
Tampa Bay	Tampa Bay	17	30
Houston	N.Y. Jets	36	17
Houston	New Orleans	19	31
Dallas	Dallas	24	31
1985 (1-4)			
Canton, Ohio	N.Y. Giants	20	21
Los Angeles	L.A. Rams	3	7
New Orleans	New Orleans	23	20
Houston	Kansas City	19	24
Dallas	Dallas	10	20
1986 (4-0)			
Los Angeles	L.A. Rams	17	14
Houston	Buffalo	23	20
Houston	New Orleans	24	13
Dallas	Dallas	17	14
1987 (2-2)			
Houston	Kansas City	20	32
New Orleans	New Orleans	16	13
Indianapolis	Indianapolis	6	17
Dallas	Dallas	18	13
1988 (4-0)			
Houston	Buffalo	13	9
Memphis, Tenn.	New England	27	14
Los Angeles	L.A. Rams	20	17
Dallas	Dallas	54	10
1989 (2-2)			
Tampa Bay	Tampa Bay	23	41
Jacksonville, Fla.	Miami	26	10
Oakland	L.A. Raiders	23	21
Dallas	Dallas	28	30
1990 (1-3)			
Houston	Detroit	10	34
Houston	N.Y. Giants	10	13
Minnesota	Minnesota	21	22
Dallas	Dallas	27	6
1991 (2-2)			
San Diego	San Diego	29	31
Houston	Atlanta	7	36
Houston	Dallas	30	20
Memphis, Tenn.	L.A. Rams	16	13
1992 (4-1)			
Tokyo, Japan	Dallas	34	23
Detroit	Detroit	17	7
Dallas	Dallas	17	16
New Orleans	New Orleans	33	3
Los Angeles	L.A. Raiders	26	30
1993 (1-3)			
San Antonio, Texas	New Orleans	28	37
Houston	Detroit	20	24
San Antonio, Texas	Dallas	23	20
Houston	Seattle	10	20
1994 (2-3)			
Kansas City	Kansas City	17	24
San Antonio, Texas	San Diego	31	3
Mexico City	Dallas	6	0
San Antonio, Texas	Buffalo	16	18
Houston	L.A. Raiders	23	24
1995 (0-3)			
Houston	Arizona	13	16
Knoxville, Tenn.	Washington (OT)	13	16

Houston	San Diego	canceled	
San Antonio, Texas	Dallas	0	10
1996 (2-2)			
Jackson, Miss.	N.Y. Jets	31	13
Houston	Indianapolis	16	12
Houston	Detroit	23	34
Orlando, Fla.	Dallas	19	24
1997 (0-4)			
Memphis, Tenn.	New Orleans	12	21
Nashville	Washington	12	18
Nashville	San Diego	7	21
Dallas	Dallas	10	34
1998 (3-1)			
Atlanta	Atlanta	31	16
Nashville	Washington	24	27
New Orleans	New Orleans	26	24
Nashville	Denver	16	13
1999 (1-3)			
Kansas City	Kansas City	20	22
Phoenix	Arizona	17	27
Nashville	Atlanta	17	3
Nashville	New Orleans	11	12
2000 (3-1)			
Nashville	Kansas City	14	10
Nashville	St. Louis	30	3
Philadelphia	Philadelphia	32	34
Chicago	Chicago	34	28
2001 (3-1)			
Nashville	Chicago	27	24
St. Louis	St. Louis	23	10
Nashville	Philadelphia	14	20
Detroit	Detroit	28	25
2002 (2-2)			
Nashville	St. Louis	28	26
Nashville	Oakland	24	14
Minnesota	Minnesota	10	14
Green Bay	Green Bay	20	21
2003 (4-0)			
Nashville	Cleveland	10	6
Nashville	Buffalo	37	24
Cincinnati	Cincinnati	23	15
Green Bay	Green Bay	27	3
2004 (3-1)			
Nashville	Cleveland	24	3
Buffalo	Buffalo	16	15
Dallas	Dallas	17	20
Nashville	Green Bay	27	7
2005 (1-3)			
Nashville	Tampa Bay (OT)	10	17
Atlanta	Atlanta	24	21
San Francisco	San Francisco (OT)	13	16
Nashville	Green Bay	17	21
2006 (1-3)			
Nashville	New Orleans	16	19
Denver	Denver	10	35
Nashville	Atlanta	6	20
Green Bay	Green Bay	35	21
2007 (3-1)			
Nashville	Washington	6	14
New England	New England	27	24
Buffalo	Buffalo	28	17
Nashville	Green Bay	30	14
2008 (3-1)			
Nashville	St. Louis	34	13
Nashville	Oakland	17	16
Atlanta	Atlanta	3	17
Green Bay	Green Bay	23	21

Front Office

Coaching Staff

Players

Rookies

2008 Season

Records

HISTORY

Playoff History

Sidelines

PRESEASON SUMMARY

SUMMARY (1960-08)	WON	LOST	TIED		WON	LOST	TIED
Titans vs. Arizona	2	3	0	Titans vs. New England	6	0	0
Titans vs. Atlanta	3	4	0	Titans vs. New Orleans	11	14	1
Titans vs. Buffalo	9	3	0	Titans vs. N.Y. Giants	2	3	0
Titans vs. Chicago	6	4	0	Titans vs. N.Y. Jets	8	6	0
Titans vs. Cincinnati	1	0	0	Titans vs. Oakland	5	5	0
Titans vs. Cleveland	2	0	0	Titans vs. Philadelphia	3	3	0
Titans vs. Dallas	13	20	0	Titans vs. St. Louis	7	3	0
Titans vs. Denver	5	5	0	Titans vs. San Diego	2	7	0
Titans vs. Detroit	2	3	0	Titans vs. San Francisco	1	1	0
Titans vs. Green Bay	6	3	0	Titans vs. Seattle	0	1	0
Titans vs. Indianapolis	2	5	0	Titans vs. Tampa Bay	1	6	0
Titans vs. Kansas City	3	10	0	Titans vs. Washington	3	4	0
Titans vs. Miami	1	1	0	TOTALS:	104	118	1
Titans vs. Minnesota	0	4	0				

SERIES RESULTS SUMMARY

Totals include regular season and playoffs

OPPONENT	HOME W-L-T	AWAY W-L-T	TOTAL W-L-T	STREAK
Arizona	1-3-0	2-2-0	3-5-0	L1
Atlanta	5-1-0	2-4-0	7-5-0	W5
Baltimore	4-6-0	5-4-0	9-10-0	L1
Buffalo	13-6-0	12-10-0	25-16-0	W2
Carolina	1-1-0	1-0-0	2-1-0	W2
Chicago	2-3-0	3-2-0	5-5-0	W1
Cincinnati	22-12-1	17-20-0	39-32-1	W1
Cleveland	13-18-0	15-15-0	28-33-0	W1
Dallas	2-4-0	3-3-0	5-7-0	L2
Denver	14-5-0	7-10-1	21-15-1	L2
Detroit	4-2-0	3-1-0	7-3-0	W3
Green Bay	2-3-0	4-1-0	6-4-0	W3
Houston	6-1-0	5-2-0	11-3-0	L1
Indianapolis	6-6-0	7-10-0	13-16-0	L1
Jacksonville	7-7-0	10-5-0	17-12-0	W2
Kansas City	12-11-0	8-16-0	20-27-0	W2
Miami	7-7-0	7-10-0	14-17-0	L2
Minnesota	3-1-0	1-6-0	4-7-0	W1
New England	10-6-0	6-15-1	16-21-1	L3
New Orleans	2-2-1	5-2-0	7-4-1	W4
NY Giants	3-2-0	1-3-0	4-5-0	W4
NY Jets	16-6-0	6-10-1	22-16-1	L1
Oakland	14-11-0	4-16-0	18-27-0	W1
Philadelphia	1-3-0	2-3-0	3-6-0	W3
Pittsburgh	19-17-0	11-24-0	30-41-0	W1
St. Louis	2-4-0*	1-3-0	3-7-0*	L2*
San Diego	11-8-0	5-15-1	16-23-1	L6
San Francisco	2-4-0	2-3-0	4-7-0	W1
Seattle	4-3-0	1-6-0	5-9-0	L5
Tampa Bay	6-0-0	1-2-0	7-2-0	L1
Washington	3-1-0	3-3-0	6-4-0	W1

* Includes Super Bowl XXXIV loss in Atlanta, Ga.



The Titans own an 11-3 mark against the Houston Texans.



The Titans are 25-16 all-time against the Buffalo Bills.



Tennessee is 17-12 against the division-rival Jacksonville Jaguars.

ALL-TIME SERIES RESULTS

Oilers/Titans Home Stadium Dates
 1960-64: Jeppesen Stadium, Houston
 1965-67: Rice Stadium, Houston
 1968-96: Astrodome, Houston
 1997: Liberty Bowl, Memphis
 1998: Vanderbilt Stadium, Nashville
 1999-Present: LP Field, Nashville

a-AFL Championship game
 ad-AFL Divisional playoff game
 f-First round playoff game (Wild Card)
 d-Divisional playoff game
 c-AFC Championship game
 s-Super Bowl XXXIV

ARIZONA CARDINALS

Reg. Season: 3-5; Playoffs: 0-0
 Reg. Home: 1-3; Reg. Away: 2-2

Date	Site	Result	Score
11-1-70	St.L	L	0-44
10-20-74	Hou	L	27-31
10-7-79	Hou	L	17-24
10-27-85	St.L	W	20-10
11-20-88	Hou	W	38-20
12-4-94	Hou	L	12-30
10-26-97	Ariz	W	41-14
10-23-05	Ariz	L	10-20

Points: Titans 165, Cardinals 193
 Longest Win Streak: 2 (1985-88)
 Longest Losing Streak: 3 (1970-79)
 At LP Field: 0-0
 At Univ. of Phoenix Stadium: 0-0

ATLANTA FALCONS

Reg. Season: 7-5; Playoffs: 0-0
 Reg. Home: 5-1; Reg. Away: 2-4

Date	Site	Result	Score
12-3-72	Atl	L	10-20
11-28-76	Hou	W	20-14
9-3-78	Atl	L	14-20
11-29-81	Hou	L	27-31
9-23-84	Atl	L	10-42
10-25-87	Hou	W	37-33
9-9-90	Atl	L	27-47
12-5-93	Hou	W	33-17
10-13-96	Atl	W	23-13
12-19-99	Tenn	W	30-17
11-23-03	Atl	W	38-31
10-7-07	Tenn	W	20-13

Points: Titans 289, Falcons 298
 Longest Win Streak: 5 (1993-2007)
 Longest Losing Streak: 3 (1978-84)
 At LP Field: 2-0
 At Georgia Dome: 2-0

BALTIMORE RAVENS

Reg. Season: 8-8; Playoffs: 1-2
 Reg. Home: 4-4; Reg. Away: 4-4

Date	Site	Result	Score
9-15-96	Hou	W	29-13
12-22-96	Balt	W	24-21
9-21-97	Tenn	L	10-36
12-14-97	Balt	L	19-21
10-11-98	Balt	W	12-8
12-6-98	Tenn	W	16-14
10-10-99	Tenn	W	14-11
12-5-99	Balt	L	14-41
10-22-00	Balt	W	14-6
11-12-00	Tenn	L	23-24
1-7-01	d-Tenn	L	10-24
10-7-01	Balt	L	7-26
11-12-01	Tenn	L	10-16
11-24-02	Balt	L	12-13
1-3-04	f-Balt	W	20-17

9-18-05	Tenn	W	25-10
11-12-06	Tenn	L	26-27
10-05-08	Bal	W	13-10
1-10-09	d-Tenn	L	10-13

Points: Titans 308, Ravens 351
 Longest Win Streak: 3 (1998-99)
 Longest Losing Streak: 5 (2000-02)
 At LP Field: 2-5
 At M&T Bank Stadium: 4-3
 Sweeps: Titans (1996, 98); Ravens (1997, 2001)

BUFFALO BILLS

Reg. Season: 24-14; Playoffs: 1-2
 Reg. Home: 12-6; Reg. Away: 12-8

Date	Site	Result	Score
10-30-60	Buff	L	24-25
12-11-60	Hou	W	31-23
10-8-61	Hou	L	12-22
10-29-61	Buff	W	28-16
9-9-62	Buff	W	28-23
10-7-62	Hou	W	17-14
9-28-63	Buff	W	31-20
10-20-63	Hou	W	28-14
10-11-64	Hou	L	17-48
11-1-64	Buff	L	10-24
10-31-65	Buff	W	19-17
12-5-65	Hou	L	18-29
9-25-66	Buff	L	20-27
11-20-66	Hou	L	20-42
9-17-67	Buff	W	20-3
10-29-67	Hou	W	10-3
10-27-68	Buff	W	30-7
12-7-68	Hou	W	35-6
9-21-69	Buff	W	17-3
10-5-69	Hou	W	28-14
12-12-71	Buff	W	20-14
11-10-74	Buff	W	21-9
9-19-76	Buff	W	13-3
10-15-78	Hou	W	17-10
9-25-83	Buff	L	13-30
11-10-85	Buff	L	0-20
12-21-86	Hou	W	16-7
9-20-87	Buff	L	30-34
1-1-89	d-Buff	L	10-17
9-24-89	Hou	L (ot)	41-47
11-26-90	Hou	W	27-24
12-27-92	Hou	W	27-3
1-3-93	f-Buff	L (ot)	38-41
10-11-93	Buff	L	7-35
9-18-94	Hou	L	7-15
12-24-95	Buff	W	28-17
11-23-97	Tenn	W	31-14
1-8-00	f-Tenn	W	22-16
9-3-00	Buff	L	13-16
12-14-03	Tenn	W	28-26
12-24-06	Buff	W	30-29

Points: Titans 882, Bills 807
 Longest Win Streak: 10 (1967-78)
 Longest Losing Streak: 3 (last, 1993-94)
 At LP Field: 2-0 overall (1-0 post)
 At Ralph Wilson Stadium: 4-7 overall (0-2 post)
 Sweeps: Titans (1962,63,67,68,69); Bills (1964,66)

CAROLINA PANTHERS

Reg. Season: 2-1; Playoffs: 0-0
 Reg. Home: 1-1; Reg. Away: 1-0

Date	Site	Result	Score
11-24-96	Hou	L	6-31
10-19-03	Car	W	37-17
11-4-07	Tenn	W	20-7

Total Points: Titans 63, Panthers 55
 Longest Win Streak: 2 (2003-07)

Longest Losing Streak: 1 (1996)
 At LP Field: 1-0
 At Bank of America Stadium: 1-0

CHICAGO BEARS

Reg. Season: 5-5; Playoffs: 0-0
 Reg. Home: 2-3; Reg. Away: 3-2

Date	Site	Result	Score
10-28-73	Chi	L	14-35
11-6-77	Hou	W	47-0
11-16-80	Chi	W	10-6
10-12-86	Hou	L	7-20
10-15-89	Chi	W	33-28
12-7-92	Hou	W	24-7
10-22-95	Chi	L	32-35
10-25-98	Tenn	L	20-23
11-14-04	Tenn	L (ot)	17-19
11-9-08	Chi	W	21-14

Total Points: Titans 225, Bears 187
 Longest Win Streak: 2 (last 1989-92)
 Longest Losing Streak: 3 (1995-04)
 At LP Field: 0-1
 At Soldier Field: 3-2

CINCINNATI BENGALS

Reg. Season: 39-31-1; Playoffs: 0-1
 Reg. Home: 22-12-1; Reg. Away: 17-19

Date	Site	Result	Score
11-3-68	Cin	W	27-17
11-9-69	Hou	T	31-31
10-4-70	Cin	W	20-13
12-13-70	Hou	L	20-30
10-31-71	Hou	W	10-6
11-21-71	Cin	L	13-28
10-29-72	Cin	L	7-30
12-17-72	Hou	L	17-61
9-23-73	Cin	L	10-24
12-16-73	Hou	L	24-27
10-27-74	Cin	W	21-34
11-17-74	Hou	W	20-3
10-5-75	Hou	L	19-21
11-30-75	Cin	L	19-23
10-24-76	Hou	L	7-27
11-14-76	Cin	L	27-31
10-30-77	Cin	L (ot)	10-13
12-18-77	Hou	W	21-16
10-29-78	Cin	L	13-28
11-26-78	Hou	W	17-10
9-23-79	Cin	W (ot)	30-27
11-18-79	Hou	W	42-21
9-28-80	Cin	W	13-10
10-26-80	Hou	W	23-3
10-4-81	Hou	W	17-10
11-1-81	Cin	L	21-34
1-2-82	Cin	L	6-27
9-12-83	Hou	L	27-35
11-6-83	Hou	L	14-55
10-20-83	Cin	L	10-38
10-7-84	Cin	L	3-13
10-28-84	Hou	L	13-31
10-20-85	Hou	W	27-44
12-1-85	Cin	L	27-45
10-19-86	Cin	L	28-31
11-9-86	Hou	W	32-28
11-1-87	Cin	W	31-29
12-27-87	Hou	W	21-17
10-23-88	Cin	L	21-44
12-11-88	Hou	W	41-6
11-13-89	Hou	W	26-24
12-17-89	Cin	L	7-61
10-14-90	Hou	W	48-17
12-23-90	Cin	L	20-40
1-6-91	f-Cin	L	14-41
9-8-91	Cin	W	30-7
10-27-91	Hou	W	35-3
10-11-92	Cin	W	38-24

Front Office

Coaching Staff

Players

Rookies

2008 Season

Records

HISTORY

Playoff History

Sidelines

ALL-TIME SERIES RESULTS

Front Office

Coaching Staff

Players

Rookies

2008 Season

Records

HISTORY

Playoff History

Sidelines

10-25-92	... Hou	... W	... 26-10
10-24-93	... Hou	... W	... 28-12
11-14-93	... Cin	... W	... 38-3
9-25-94	... Hou	... W	... 20-13
11-13-94	... Cin	... L	... 31-34
9-24-95	... Cin	... W	... 38-28
11-12-95	... Hou	... L	... 25-32
10-6-96	... Cin	... W(ot)	... 30-27
12-15-96	... Hou	... L	... 13-21
10-12-97	... Tenn	... W	... 30-7
12-4-97	... Cin	... L	... 14-41
9-6-98	... Cin	... W	... 23-14
10-18-98	... Tenn	... W	... 44-14
9-12-99	... Tenn	... W	... 36-35
11-14-99	... Cin	... W	... 24-14
10-8-00	... Cin	... W	... 23-14
12-10-00	... Tenn	... W	... 35-3
11-18-01	... Cin	... W	... 20-7
1-6-02	... Tenn	... L	... 21-23
10-27-02	... Cin	... W	... 30-24
10-31-04	... Tenn	... W	... 27-20
10-16-05	... Tenn	... L	... 23-31
11-25-07	... Cin	... L	... 6-35
9-14-08	... Cin	... W	... 24-7

Total Points: Titans 1,677, Bengals 1,677
 Longest Win Streak: 7 (last 1998-01)
 Longest Losing Streak: 7 (1981-84)
 At LP Field: 3-2
 At Paul Brown Stadium: 4-1
 Sweeps: Titans (1974, 79, 80, 87, 91, 92, 93, 98, 99, 00); Bengals (1972, 73, 75, 76, 82, 83, 84)

CLEVELAND BROWNS

Reg. Season: 27-33; Playoffs: 1-0
 Reg. Home: 13-18; Reg. Away: 14-15

Date	Site	Result	Score
11-22-70	... Clev	... L	... 14-28
12-7-70	... Hou	... L	... 10-21
9-19-71	... Clev	... L	... 0-31
11-28-71	... Hou	... L	... 24-27
10-22-72	... Hou	... L	... 17-23
11-5-72	... Clev	... L	... 0-20
10-21-73	... Clev	... L	... 13-42
11-11-73	... Hou	... L	... 13-23
9-22-74	... Clev	... L	... 7-20
12-15-74	... Hou	... W	... 24-28
10-12-75	... Clev	... W	... 10-40
10-21-75	... Hou	... W	... 10-21
11-7-76	... Hou	... L	... 7-21
12-5-76	... Clev	... L	... 10-13
10-16-77	... Hou	... L	... 23-24
12-11-77	... Clev	... W	... 15-19
10-1-78	... Clev	... W	... 13-16
11-5-78	... Hou	... W	... 10-14
9-30-79	... Hou	... W	... 31-10
12-2-79	... Clev	... L	... 7-14
9-15-80	... Clev	... W	... 7-16
11-30-80	... Hou	... L	... 14-17
9-13-81	... Clev	... W	... 9-3
12-3-81	... Hou	... W	... 17-13
12-26-82	... Hou	... L	... 14-20
10-30-83	... Clev	... L(ot)	... 19-25
12-11-83	... Hou	... W	... 27-34
11-25-84	... Clev	... L	... 10-27
12-16-84	... Hou	... L	... 20-27
10-13-85	... Hou	... L	... 6-21
12-15-85	... Clev	... L	... 21-28
9-14-86	... Hou	... L	... 20-23
11-30-86	... Clev	... L(ot)	... 10-13
10-11-87	... Clev	... W	... 15-10
11-22-87	... Hou	... L	... 7-40
11-7-88	... Hou	... W	... 24-17
12-18-88	... Clev	... L	... 23-28
12-24-88	... f-Clev	... W	... 24-23
10-29-89	... Clev	... L	... 17-28
12-23-89	... Hou	... L	... 20-24

11-18-90	... Clev	... W	... 35-23
12-9-90	... Hou	... W	... 58-14
11-17-91	... Hou	... W	... 28-24
12-15-91	... Clev	... W	... 17-14
11-8-92	... Hou	... L	... 14-24
12-20-92	... Clev	... W	... 17-14
11-21-93	... Clev	... W	... 27-20
12-12-93	... Hou	... W	... 19-17
10-13-94	... Hou	... L	... 8-11
11-27-94	... Clev	... L	... 10-34
9-17-95	... Hou	... L	... 7-14
11-5-95	... Clev	... W	... 37-10
9-19-99	... Tenn	... W	... 26-9
11-28-99	... Clev	... W	... 33-21
11-19-00	... Tenn	... W	... 24-10
12-17-00	... Clev	... W	... 24-0
12-2-01	... Clev	... W	... 31-15
12-30-01	... Tenn	... L	... 38-41
9-22-02	... Tenn	... L(ot)	... 28-31
11-6-05	... Clev	... L	... 14-20
12-7-08	... Tenn	... W	... 28-9

Total Points: Titans 1,177, Browns 1,205
 Longest Win Streak: 6 (1995-01)
 Longest Losing Streak: 9 (1970-74)
 At LP Field: 3-2
 At Cleveland Browns Stadium: 3-1
 Sweeps: Titans (1975, 78, 81, 90, 91, 93, 99, 00)
 Browns (1970, 71, 72, 73, 76, 84, 85, 86, 89, 94)

DALLAS COWBOYS

Reg. Season: 5-7; Playoffs: 0-0
 Reg. Home: 2-4; Reg. Away: 3-3

Date	Site	Result	Score
12-20-70	... Dal	... L	... 10-52
11-24-74	... Hou	... L	... 0-10
11-22-79	... Dal	... W	... 30-24
12-13-82	... Hou	... L	... 7-37
9-29-85	... Hou	... L	... 10-17
11-24-88	... Dal	... W	... 25-17
11-10-91	... Hou	... W(ot)	... 26-23
9-11-94	... Dal	... L	... 17-20
11-27-97	... Dal	... W	... 27-14
12-25-00	... Tenn	... W	... 31-0
9-15-02	... Dal	... L	... 13-21
10-1-06	... Tenn	... L	... 14-45

Total Points: Titans 210, Cowboys 280
 Longest Win Streak: 2 (last, 1997-00)
 Longest Losing Streak: 2 (last, 2002-06)
 At LP Field: 1-1
 At Texas Stadium: 3-3

DENVER BRONCOS

Reg. Season: 20-13-1; Playoffs: 1-2
 Reg. Home: 13-5; Reg. Away: 7-8-1

Date	Site	Result	Score
11-6-60	... Den	... W	... 45-25
11-20-60	... Hou	... W	... 20-10
11-5-61	... Den	... W	... 55-13
11-26-61	... Hou	... W	... 45-14
10-21-62	... Den	... L	... 10-20
12-2-62	... Hou	... W	... 34-17
9-14-63	... Hou	... W	... 14-20
10-13-63	... Den	... W	... 33-24
9-27-64	... Den	... W	... 38-17
12-20-64	... Hou	... W	... 34-15
10-17-65	... Den	... L	... 17-28
11-14-65	... Hou	... L	... 21-31
9-3-66	... Hou	... W	... 45-7
10-2-66	... Den	... L	... 38-40
10-1-67	... Hou	... W	... 10-6
11-12-67	... Den	... W	... 20-18
11-17-68	... Hou	... W	... 38-17
10-26-69	... Hou	... W	... 24-21
11-16-69	... Den	... T	... 20-20

11-29-70	... Hou	... W	... 31-21
9-17-72	... Den	... L	... 17-30
10-14-73	... Hou	... L	... 20-48
12-8-74	... Den	... L	... 14-38
10-10-76	... Hou	... W	... 17-3
12-4-77	... Hou	... L	... 14-24
12-23-79	... f-Hou	... W	... 13-7
11-2-80	... Den	... W	... 20-16
10-9-83	... Hou	... L	... 14-26
10-6-85	... Den	... L	... 20-31
10-4-87	... Den	... W	... 40-10
1-10-87	... d-Den	... L	... 10-34
10-6-91	... Hou	... W	... 42-14
1-4-92	... d-Den	... L	... 24-26
10-18-92	... Den	... L	... 21-27
11-26-95	... Hou	... W	... 42-33
12-25-04	... Tenn	... L	... 16-37
11-19-07	... Den	... L	... 20-34

Total Points: Titans 962, Broncos 816
 Longest Win Streak: 5 (1962-65)
 Longest Losing Streak: 3 (1972-74)
 At LP Field: 0-1
 At Invesco Field: 0-1
 Sweeps: Titans (1960, 61, 63, 64, 67, 68); Broncos (1965)

DETROIT LIONS

Reg. Season: 7-3; Playoffs: 0-0
 Reg. Home: 4-2; Reg. Away: 3-1

Date	Site	Result	Score
10-17-71	... Hou	... L	... 7-31
10-26-75	... Hou	... W	... 24-8
11-13-83	... Hou	... W	... 27-17
10-5-86	... Det	... L	... 13-24
11-5-89	... Hou	... W	... 35-31
11-26-92	... Det	... W	... 24-21
12-10-95	... Hou	... L	... 17-24
10-21-01	... Det	... W	... 27-24
1-2-05	... Tenn	... W	... 24-19
11-27-08	... Det	... W	... 47-10

Total Points: Titans 245, Lions 209
 Longest Win Streak: 3 (last, 2001-08)
 Longest Losing Streak: 1 (last, 1995)
 At LP Field: 1-0
 At Ford Field: 1-0

GREEN BAY PACKERS

Reg. Season: 6-4; Playoffs: 0-0
 Reg. Home: 2-3; Reg. Away: 4-1

Date	Site	Result	Score
11-19-72	... Hou	... L	... 10-23
9-25-77	... GB	... W	... 16-10
12-14-80	... GB	... W	... 22-3
9-4-83	... Hou	... L(ot)	... 38-41
9-7-86	... GB	... W	... 31-3
12-13-92	... Hou	... L	... 14-16
12-20-98	... GB	... L	... 22-30
12-16-01	... Tenn	... W	... 26-20
10-11-04	... GB	... W	... 48-27
11-02-08	... Tenn	... W(ot)	... 19-16

Total Points: Titans 246, Packers 189
 Longest Win Streak: 3 (last, 2001-08)
 Longest Losing Streak: 2 (1992-98)
 At LP Field: 2-0
 At Lambeau Field: 4-1

HOUSTON TEXANS

Reg. Season: 11-3; Playoffs: 0-0
 Reg. Home: 6-1; Reg. Away: 5-2

Date	Site	Result	Score
11-10-02	... Tenn	... W	... 17-10
12-29-02	... Hou	... W	... 13-3
10-12-03	... Tenn	... W	... 38-17
12-21-03	... Hou	... W	... 27-24

ALL-TIME SERIES RESULTS

10-17-04	..Tenn	..L	..10-20
11-28-04	..Hou	..L	..21-31
10-9-05	..Hou	..W	..34-20
12-11-05	..Tenn	..W	..13-10
10-29-06	..Tenn	..W	..28-22
12-10-06	..Hou	..W(ot)	..26-20
10-21-07	..Hou	..W	..38-36
12-2-07	..Tenn	..W	..28-20
9-21-08	..Tenn	..W	..31-12
12-14-08	..Hou	..L	..12-13

Total Points: Titans 336, Texans 258
 Longest Win Streak: 7 (last, 2005-08)
 Longest Losing Streak: 2 (2004)
 At LP Field: 6-1
 At Reliant Stadium: 5-2
 Sweeps: Titans (2002, 03, 05, 06, 07); Texans (2004)

INDIANAPOLIS COLTS

Reg. Season: 12-16; Playoffs: 1-0
 Reg. Home: 6-6; Reg. Away: 6-10

Date	Site	Result	Score
10-11-70	..Hou	..L	..20-24
11-4-73	..Balt	..W	..31-27
11-1-76	..Balt	..L	..14-38
10-14-79	..Balt	..W	..28-16
9-21-80	..Hou	..W	..21-16
12-18-83	..Balt	..L	..10-20
9-9-84	..Hou	..L	..21-35
12-22-85	..Ind	..L	..16-34
11-23-86	..Hou	..W	..31-17
11-29-87	..Ind	..L	..27-51
9-4-88	..Ind	..W(ot)	..17-14
9-23-90	..Hou	..W	..24-10
11-13-92	..Ind	..W	..20-10
9-4-94	..Ind	..L	..21-45
1-16-00	..d-Ind	..W	..19-16
11-3-02	..Ind	..W	..23-15
12-8-02	..Tenn	..W	..27-17
11-9-03	..Ind	..L	..7-33
12-7-03	..Tenn	..L	..27-29
9-19-04	..Tenn	..L	..17-31
12-5-04	..Ind	..L	..24-51
10-2-05	..Tenn	..L	..10-31
12-4-05	..Ind	..L	..3-35
10-8-06	..Ind	..L	..13-14
12-3-06	..Tenn	..W	..20-17
9-16-07	..Tenn	..L	..20-22
12-30-07	..Ind	..W	..16-10
10-27-08	..Tenn	..W	..31-21
12-28-08	..Ind	..L	..0-23

Total Points: Titans 558, Colts 722
 Longest Win Streak: 3 (last, 1999-02)
 Longest Losing Streak: 7 (2003-06)
 At LP Field: 3-4
 At RCA Dome: 5-8
 Sweeps: Titans (2002); Colts (2003, 04, 05)

JACKSONVILLE JAGUARS

Reg. Season: 16-12; Playoffs: 1-0
 Reg. Home: 7-7; Reg. Away: 9-5

Date	Site	Result	Score
9-3-95	..Jax	..W	..10-3
10-1-95	..Hou	..L	..17-16
9-8-96	..Jax	..W	..34-27
12-8-96	..Hou	..L	..17-23
11-2-97	..Tenn	..L	..24-30
11-16-97	..Jax	..L	..9-17
9-27-98	..Tenn	..L	..22-27
12-13-98	..Jax	..W	..16-13
9-26-99	..Jax	..W	..20-19
12-16-99	..Tenn	..W	..41-14
1-23-00	..c-Jax	..W	..33-14
10-16-00	..Tenn	..W	..27-13

11-26-00	..Jax	..L	..13-16
9-23-01	..Jax	..L	..6-13
11-4-01	..Tenn	..W	..28-24
10-13-02	..Tenn	..W	..23-14
12-22-02	..Jax	..W	..28-10
10-28-03	..Jax	..W	..30-17
11-16-03	..Tenn	..W	..10-3
9-26-04	..Tenn	..L	..15-12
11-21-04	..Jax	..W	..18-15
11-20-05	..Tenn	..L	..28-31
1-1-06	..Jax	..L	..13-40
11-5-06	..Jax	..L	..7-37
12-17-06	..Tenn	..W	..24-17
9-9-07	..Jax	..W	..13-10
11-11-07	..Tenn	..L	..13-28
9-7-08	..Tenn	..W	..17-10
11-16-08	..Jax	..W	..24-14

Total Points: Titans 576, Jaguars 531
 Longest Win Streak: 5 (last, 2001-03)
 Longest Losing Streak: 4 (1996-98)
 At LP Field: 7-3
 At Jacksonville Municipal Stadium: 10-5
 Sweeps: Titans (1999, 02, 08);
 Jaguars (1997, 05)

KANSAS CITY CHIEFS

Reg. Season: 20-25; Playoffs: 0-2
 Reg. Home: 12-9; Reg. Away: 8-16

Date	Site	Result	Score
10-16-60	..Hou	..W	..20-10
12-4-60	..Dal	..L	..0-24
10-1-61	..Dal	..L	..21-26
10-22-61	..Hou	..W	..38-7
10-28-62	..Hou	..L	..7-31
11-4-62	..Dal	..W	..14-6
12-23-62	..a-Hou	..L(ot)	..17-20
10-6-63	..KC	..L	..7-28
10-27-63	..Hou	..W	..28-7
10-4-64	..KC	..L	..7-28
11-22-64	..Hou	..L	..19-28
10-24-65	..Hou	..W	..38-36
11-28-65	..KC	..L	..21-52
10-30-66	..KC	..L	..23-48
9-9-67	..Hou	..L	..20-25
10-22-67	..KC	..W	..24-19
9-9-68	..Hou	..L	..21-26
11-28-68	..KC	..L	..10-24
10-12-69	..KC	..L	..0-24
11-8-70	..KC	..L	..9-24
9-26-71	..Hou	..L	..16-20
11-18-73	..KC	..L	..14-38
9-29-74	..Hou	..L	..7-17
11-2-75	..KC	..W	..17-13
11-27-77	..Hou	..W	..34-20
9-10-78	..KC	..W	..20-17
9-16-79	..Hou	..W	..20-6
10-12-80	..KC	..L	..20-21
11-15-81	..KC	..L	..10-23
10-23-83	..Hou	..L	..10-13
11-11-84	..KC	..W	..16-17
11-3-85	..Hou	..W	..23-20
9-21-86	..KC	..L	..13-27
10-9-88	..Hou	..W	..7-6
11-26-89	..KC	..L	..0-34
12-16-90	..KC	..W	..27-10
9-16-91	..Hou	..W	..17-7
9-20-92	..Hou	..W(ot)	..23-20
12-9-93	..Hou	..W	..30-0
1-16-94	..d-Hou	..L	..20-28
12-18-94	..KC	..L	..9-31
11-19-95	..KC	..L	..13-20
9-1-96	..Hou	..L	..19-20
9-10-00	..Tenn	..W(ot)	..17-14
12-13-04	..Tenn	..L	..38-49
12-16-07	..KC	..W	..26-17
10-19-08	..KC	..W	..34-10

Total Points: Titans 845, Chiefs 1010
 Longest Win Streak: 4 (last, 1990-93)
 Longest Losing Streak: 7 (1968-74)
 At LP Field: 1-1
 At Arrowhead Stadium: 6-7
 Sweeps: Titans (0); Chiefs (1964, 68)

MIAMI DOLPHINS

Reg. Season: 13-17; Playoffs: 1-0
 Reg. Home: 7-7; Reg. Away: 6-10

Date	Site	Result	Score
10-23-66	..Hou	..L	..13-20
12-18-66	..Mia	..L	..28-29
12-3-67	..Hou	..W	..17-14
12-23-67	..Mia	..W	..41-10
9-14-68	..Mia	..W	..24-10
10-6-68	..Hou	..L	..7-24
9-28-69	..Hou	..W	..22-10
11-23-69	..Mia	..W	..32-7
9-27-70	..Hou	..L	..10-20
9-24-72	..Mia	..L	..13-34
11-16-75	..Hou	..W	..20-19
10-2-77	..Mia	..L	..7-27
11-20-78	..Hou	..W	..35-30
12-24-78	..f-Mia	..W	..17-9
11-5-79	..Mia	..W	..9-6
9-20-81	..Hou	..L	..10-16
12-4-83	..Hou	..L	..17-24
10-14-84	..Mia	..L	..10-28
9-8-85	..Hou	..W	..26-23
11-2-86	..Mia	..L	..7-28
10-1-89	..Hou	..W	..39-7
10-20-91	..Mia	..W	..17-13
11-22-92	..Mia	..L	..16-19
11-17-96	..Hou	..L	..20-23
9-7-97	..Mia	..L(ot)	..13-16
11-7-99	..Mia	..L	..0-17
9-9-01	..Tenn	..L	..23-31
11-9-03	..Tenn	..W	..31-7
9-11-04	..Mia	..W	..17-7
12-24-05	..Mia	..L	..10-24
9-24-06	..Mia	..L	..10-13

Total Points: Titans 561, Dolphins 565
 Longest Win Streak: 3 (1978-79)
 Longest Losing Streak: 5 (1992-01)
 At LP Field: 1-1
 At Dolphin Stadium: 2-5
 Sweeps: Titans (1967, 69);
 Dolphins (1966)

MINNESOTA VIKINGS

Reg. Season: 4-7; Playoffs: 0-0
 Reg. Home: 3-1; Reg. Away: 1-6

Date	Site	Result	Score
10-13-74	..Min	..L	..10-51
12-21-80	..Hou	..W	..20-16
10-16-83	..Min	..L	..14-34
12-14-86	..Hou	..W	..23-10
9-10-89	..Min	..L	..7-38
11-15-92	..Min	..W	..17-13
10-8-95	..Min	..L	..17-23
12-26-98	..Tenn	..L	..16-26
12-9-01	..Min	..L	..24-42
10-24-04	..Min	..L	..3-20
9-28-08	..Tenn	..W	..30-17

Total Points: Titans 181, Vikings 290
 Longest Win Streak: 1 (Last, 2008)
 Longest Losing Streak: 4 (1995-04)
 At LP Field: 1-0
 At Metrodome: 1-5

NEW ENGLAND PATRIOTS

Reg. Season: 15-20-1; Playoffs: 1-1
 Reg. Home: 10-6; Reg. Away: 5-14-1

Date	Site	Result	Score
11-25-60	..NE	..W	..24-10

Front Office

Coaching Staff

Players

Rookies

2008 Season

Records

HISTORY

Playoff History

Sidelines

ALL-TIME SERIES RESULTS

Front Office

Coaching Staff

Players

Rookies

2008 Season

Records

HISTORY

Playoff History

Sidelines

12-18-60	... Hou	... W	... 37-21
10-13-61	... NE	... T	... 31-31
11-12-61	... Hou	... W	... 27-15
9-16-62	... NE	... L	... 21-34
11-18-62	... Hou	... W	... 21-17
11-1-63	... NE	... L	... 3-45
12-8-63	... Hou	... L	... 28-46
11-6-64	... NE	... L	... 24-25
11-29-64	... Hou	... L	... 17-34
9-19-65	... Hou	... W	... 10-31
12-18-65	... NE	... L	... 14-42
9-25-66	... NE	... L	... 21-27
11-13-66	... Hou	... L	... 14-38
11-5-67	... NE	... L	... 7-18
11-26-67	... Hou	... W	... 27-6
10-13-68	... NE	... W	... 16-0
12-15-68	... Hou	... W	... 45-17
11-2-69	... NE	... L	... 0-24
12-14-69	... Hou	... W	... 23-27
11-7-71	... NE	... L	... 20-28
11-25-73	... Hou	... L	... 0-32
9-21-75	... NE	... W	... 7-0
11-12-78	... NE	... W	... 26-23
12-31-78	... d-NE	... W	... 31-14
11-10-80	... Hou	... W	... 38-34
10-18-81	... NE	... L	... 10-38
11-28-82	... NE	... L	... 21-29
10-18-87	... Hou	... L	... 7-21
9-25-88	... Hou	... W	... 31-6
10-8-89	... NE	... L	... 13-23
9-22-91	... NE	... L	... 20-24
10-17-93	... NE	... W	... 28-14
9-20-98	... NE	... L	... 16-27
12-16-02	... Tenn	... W	... 24-7
10-5-03	... d-NE	... L	... 30-38
1-10-04	... d-NE	... L	... 14-17
12-31-06	... Tenn	... L	... 23-40

Total Points: Titans 794, Patriots 898
 Longest Win Streak: 4 (1975-80)
 Longest Losing Streak: 4 (1965-67)
 At LP Field: 1-1
 At Gillette Stadium: 0-2
 Sweeps: Titans (1960, 68); Patriots (1963, 64, 66)

NEW ORLEANS SAINTS

Reg. Season: 7-4-1; Playoffs: 0-0
 Reg. Home: 2-2-1; Reg. Away: 5-2

Date	Site	Result	Score
10-3-71	... Hou	... T	... 13-13
10-3-76	... NO	... W	... 31-26
12-10-78	... NO	... W	... 17-12
11-22-81	... Hou	... L	... 24-27
9-30-84	... Hou	... L	... 10-27
12-13-87	... NO	... L	... 10-24
10-21-90	... Hou	... W	... 23-10
9-5-93	... NO	... L	... 21-33
11-10-96	... NO	... W	... 31-31
10-17-99	... NO	... W	... 24-21
9-21-03	... Tenn	... W	... 27-12
9-24-07	... NO	... W	... 31-14

Total Points: Titans 262, Saints 233
 Longest Win Streak: 4 (1996-07)
 Longest Losing Streak: 3 (1981-87)
 At LP Field: 1-0
 At Superdome: 5-2

NEW YORK GIANTS

Reg. Season: 4-5; Playoffs: 0-0
 Reg. Home: 3-2; Reg. Away: 1-3

Date	Site	Result	Score
9-16-73	... NY	... L	... 14-34
12-5-82	... NY	... L	... 14-17
12-8-85	... Hou	... L	... 14-35
12-21-91	... NY	... L	... 20-24
11-21-94	... Hou	... L	... 10-13
11-9-97	... Tenn	... W	... 10-6

10-1-00	... Tenn	... W	... 28-14
12-1-02	... NY	... W(ot)	... 32-29
11-26-06	... Tenn	... W	... 24-21

Total Points: Titans 166, Giants 193
 Longest Win Streak: 4 (1997-06)
 Longest Losing Streak: 5 (1973-94)
 At LP Field: 2-0
 At Giants Stadium: 1-2

NEW YORK JETS

Reg. Season: 21-16-1; Playoffs: 1-0
 Reg. Home: 15-5; Reg. Away: 6-11-1

Date	Site	Result	Score
10-9-60	... Hou	... W	... 27-21
10-23-60	... NY	... W	... 42-28
11-19-61	... Hou	... W	... 49-13
10-10-61	... NY	... W	... 48-21
10-14-62	... Hou	... W	... 56-17
12-15-62	... NY	... W	... 44-10
9-22-63	... NY	... L	... 17-24
11-10-63	... Hou	... W	... 31-27
10-17-64	... NY	... L	... 21-24
12-13-64	... Hou	... W	... 33-17
9-12-65	... Hou	... W	... 27-21
11-21-65	... NY	... L	... 14-41
9-18-66	... NY	... L	... 13-52
10-16-66	... Hou	... W	... 24-0
10-15-67	... NY	... T	... 28-28
10-20-68	... Hou	... L	... 14-20
11-10-68	... NY	... L	... 7-26
10-20-69	... NY	... L	... 17-26
12-6-69	... Hou	... L	... 26-34
10-1-72	... Hou	... W	... 26-20
11-3-74	... NY	... W	... 27-22
9-18-77	... Hou	... W	... 20-0
10-28-79	... Hou	... W	... 27-24
11-23-80	... NY	... L(ot)	... 28-31
9-27-81	... NY	... L	... 17-33
11-18-84	... Hou	... W	... 31-20
9-18-88	... NY	... L	... 3-45
10-28-90	... Hou	... L	... 12-17
10-13-91	... NY	... W	... 23-20
12-29-91	... f-Hou	... W	... 17-10
1-2-94	... Hou	... W	... 24-0
12-24-94	... Hou	... W	... 24-10
12-17-95	... Hou	... W	... 23-6
12-1-96	... NY	... W	... 35-10
11-22-98	... Tenn	... L	... 3-24
12-1-03	... NY	... L	... 17-24
9-10-06	... Tenn	... L	... 16-23
12-23-07	... Tenn	... W	... 10-6
11-23-08	... Tenn	... L	... 13-34

Total Points: Titans 934, Jets 829
 Longest Win Streak: 6 (last, 1991-96)
 Longest Losing Streak: 4 (1968-69)
 At LP Field: 1-2
 At Giants Stadium: 2-2
 Sweeps: Titans (1960, 61, 62); Jets (1968, 69)

OAKLAND RAIDERS

Reg. Season: 18-23; Playoffs: 0-4
 Reg. Home: 14-11; Reg. Away: 4-12

Date	Site	Result	Score
9-11-60	... Oak	... W	... 37-22
9-25-60	... Hou	... L	... 13-14
9-9-61	... Hou	... W	... 55-0
12-17-61	... Oak	... W	... 47-16
11-11-62	... Oak	... W	... 28-20
12-9-62	... Hou	... W	... 32-17
9-7-63	... Hou	... L	... 13-24
12-22-63	... Oak	... L	... 49-52
9-19-64	... Hou	... W	... 42-28
11-15-64	... Oak	... L	... 10-20
9-26-65	... Oak	... L	... 17-21
11-7-65	... Hou	... L	... 21-33
9-10-66	... Hou	... W	... 31-0

11-6-66	... Oak	... L	... 23-38
12-10-67	... Hou	... L	... 7-19
12-31-67	... a-Oak	... L	... 7-40
9-29-68	... Hou	... L	... 15-24
9-14-69	... Oak	... L	... 17-21
12-21-69	... ad-Oak	... L	... 7-56
11-14-71	... Oak	... L	... 21-41
10-9-72	... Hou	... L	... 0-34
12-2-73	... Hou	... L	... 6-17
12-14-75	... Hou	... W	... 27-26
9-26-76	... Hou	... L	... 13-14
11-13-77	... Oak	... L	... 29-34
10-8-78	... Oak	... L	... 17-21
11-11-79	... Hou	... W	... 31-17
12-28-80	... f-Oak	... L	... 7-27
11-8-81	... Hou	... W	... 17-16
9-11-83	... LA	... L	... 16-20
9-2-84	... Hou	... L	... 14-24
10-26-86	... Hou	... L	... 17-28
9-11-88	... Hou	... W	... 38-35
11-19-89	... Hou	... W	... 23-7
9-1-91	... Hou	... W	... 47-17
10-30-94	... LA	... L	... 14-17
8-31-97	... Tenn	... W(ot)	... 24-21
12-9-99	... Tenn	... W	... 21-14
12-22-01	... Oak	... W	... 13-10
9-29-02	... Oak	... L	... 25-52
1-19-03	... c-Oak	... L	... 24-41
9-7-03	... Tenn	... W	... 25-20
12-19-04	... Oak	... L	... 35-40
10-30-05	... Tenn	... L	... 25-34
10-28-07	... Tenn	... W	... 13-9

Total Points: Titans 1,003, Raiders 1,101
 Longest Win Streak: 4 (1961-62)
 Longest Losing Streak: 9 (1966-73)
 At LP Field: 3-1
 At Network Associates Coliseum: 1-11
 Sweeps: Titans (1961,62); Raiders (1963, 65)

PHILADELPHIA EAGLES

Reg. Season: 3-6; Playoffs: 0-0
 Reg. Home: 1-3; Reg. Away: 2-3

Date	Site	Result	Score
11-12-72	... Hou	... L	... 17-18
12-16-79	... Hou	... L	... 20-26
12-19-82	... Phil	... L	... 14-35
10-2-88	... Phil	... L	... 23-32
12-2-91	... Hou	... L	... 6-13
10-24-94	... Phil	... L	... 6-21
12-3-00	... Phil	... W	... 15-13
9-8-02	... Tenn	... W	... 27-24
11-19-06	... Phil	... W	... 31-13

Total Points: Titans 159, Eagles 195
 Longest Win Streak: 3 (2000-06)
 Longest Losing Streak: 6 (1972-94)
 At LP Field: 1-0
 At Lincoln Financial Field: 1-0

PITTSBURGH STEELERS

Reg. Season: 29-38; Playoffs: 1-3
 Reg. Home: 18-16; Reg. Away: 11-22

Date	Site	Result	Score
9-20-70	... Pitt	... W	... 19-7
10-18-70	... Hou	... L	... 3-7
10-24-71	... Pitt	... L	... 16-23
12-5-71	... Hou	... W	... 29-3
10-15-72	... Pitt	... L	... 7-24
12-10-72	... Hou	... L	... 3-9
9-30-73	... Hou	... L	... 7-36
12-9-73	... Pitt	... L	... 7-33
10-6-74	... Hou	... L	... 7-13
12-1-74	... Pitt	... W	... 13-10
11-9-75	... Pitt	... L	... 17-24
11-24-75	... Hou	... L	... 9-32

ALL-TIME SERIES RESULTS

11-21-76	...Pitt	...L	16-32
10-11-76	...Hou	...L	0-21
10-9-77	...Hou	...W	27-10
10-23-77	...Pitt	...L	10-27
10-23-78	...Pitt	...W	24-17
12-3-78	...Hou	...L	3-13
1-7-79	...c-Pitt	...L	5-34
9-9-79	...Pitt	...L	7-38
12-10-79	...Hou	...W	20-17
1-6-80	...c-Pitt	...L	13-27
9-7-80	...Pitt	...L	17-31
12-4-80	...Hou	...W	6-0
10-26-81	...Pitt	...L	13-26
12-20-81	...Hou	...W	21-20
11-21-82	...Hou	...L	10-24
9-18-83	...Hou	...L	28-40
10-2-83	...Pitt	...L	10-17
11-4-84	...Pitt	...L	7-35
12-2-84	...Hou	W(ot)	23-20
9-22-85	...Pitt	...L	0-20
11-17-85	...Hou	...L	7-30
9-28-86	...Hou	L(ot)	16-22
11-16-86	...Pitt	...L	10-21
11-15-87	...Pitt	...W	23-3
12-20-87	...Hou	...W	24-16
10-16-88	...Pitt	...W	34-14
12-4-88	...Hou	...L	34-37
10-22-89	...Hou	...W	27-0
12-3-89	...Pitt	...W	23-16
12-31-89	f-Hou	L(ot)	26-23
9-16-90	...Pitt	...L	9-20
12-30-90	...Hou	...W	34-14
11-24-91	...Pitt	...L	14-26
12-8-91	...Hou	...W	31-6
9-6-92	...Hou	...L	24-29
11-1-92	...Pitt	...L	20-21
11-28-93	...Hou	...W	23-3
12-19-93	...Pitt	...W	26-17
10-3-94	...Pitt	...L	14-30
11-6-94	...Hou	L(ot)	9-12
9-10-95	...Hou	...L	17-34
12-3-95	...Pitt	...L	7-21
9-29-96	...Pitt	...L	16-30
10-20-96	...Hou	...W	23-13
9-28-97	...Pitt	...L	24-37
12-21-97	...Tenn	...W	16-6
11-1-98	...Pitt	...W	41-31
11-15-98	...Tenn	...W	23-14
11-21-99	...Tenn	...W	16-10
1-2-00	...Pitt	...W	47-36
9-24-00	...Pitt	...W	23-20
11-5-00	...Tenn	...W	9-7
10-29-01	...Pitt	...L	7-34
11-25-01	...Tenn	...L	24-34
11-17-02	...Tenn	...W	31-23
1-11-03	d-Tenn	W(ot)	34-31
9-28-03	...Pitt	...W	30-13
9-11-05	...Pitt	...L	7-34
12-21-08	...Tenn	...W	31-14

Total Points: Titans 1,248, Steelers 1,495
 Longest Win Streak: 7 (1997-00)
 Longest Losing Streak: 5 (last, 1994-96)
 At LP Field: 5-1
 At Heinz Field: 1-2
 Sweeps: Titans (1987, 89, 93, 98, 99, 00); Steelers (1972, 73, 75, 76, 83, 85, 86, 92, 94, 95, 01)

ST. LOUIS RAMS

Reg. Season: 3-6; Playoffs: 0-1
 Reg. Home: 2-3; Reg. Away: 1-3

Date	Site	Result	Score
10-7-73	...Hou	...L	26-31
9-24-78	...Hou	...L	6-10
9-6-81	...LA	...W	27-20
12-9-84	...LA	...L	16-27

9-13-87	...Hou	...W	20-16
11-4-90	...LA	...L	13-17
9-26-93	...Hou	...L	28-13
10-31-99	...Tenn	...W	24-21
1-30-00	s-Atl	...L	16-23
9-25-05	...St.L	...L	27-31

Total Points: Titans 188, Rams 224
 Longest Win Streak: 1 (Last, 1999)
 Longest Losing Streak: 2 (last, 2000-05)
 At LP Field: 1-0
 At Edward Jones Dome: 0-1

SAN DIEGO CHARGERS

Reg. Season: 13-22-1; Playoffs: 3-1
 Reg. Home: 10-8; Reg. Away: 3-14-1

Date	Site	Result	Score
9-18-60	...Hou	...W	38-28
11-13-60	...LA	...L	21-24
1-1-61	a-Hou	...W	24-16
9-24-61	...SD	...L	24-34
12-3-61	...Hou	...W	33-13
12-24-61	a-SD	...W	10-3
9-23-62	...SD	...W	42-17
11-25-62	...Hou	...W	33-27
12-1-63	...SD	...L	0-27
12-15-63	...Hou	...L	14-20
9-12-64	...SD	...L	21-27
10-25-64	...Hou	...L	17-20
10-3-65	...SD	...L	14-31
12-12-65	...Hou	...L	26-37
12-4-66	...Hou	...L	22-28
9-24-67	...SD	...L	3-13
12-16-67	...Hou	...W	17-24
9-21-68	...SD	...L	14-30
11-27-69	...Hou	...L	17-21
10-25-70	...SD	T	31-31
12-19-71	...Hou	...W	49-33
11-26-72	...SD	...L	20-34
9-15-74	...Hou	...W	21-14
9-28-75	...Hou	...W	33-17
10-17-76	...SD	...L	27-30
12-17-78	...Hou	...L	24-45
12-29-79	d-SD	...W	17-14
9-16-84	...SD	...L	14-31
11-24-85	...Hou	...W	37-35
12-7-86	...SD	...L	0-27
12-6-87	...Hou	...W	33-18
9-17-89	...SD	...W	34-27
9-30-90	...SD	...W	17-7
9-27-92	...Hou	...W	27-0
9-19-93	...SD	...L	17-18
9-13-98	...Tenn	...L	7-13
10-3-04	...SD	...L	17-38
9-17-06	...SD	...L	7-40
12-9-07	...Tenn	L (ot)	17-23
1-6-08	f-SD	...L	6-17

Total Points: Titans 852, Chargers 945
 Longest Win Streak: 4 (1987-92)
 Longest Losing Streak: 8 (1963-67)
 At LP Field: 0-1
 At Qualcomm Stadium: 3-10-1
 Sweeps: Titans (1962); Chargers (1963, 64, 65)

SAN FRANCISCO 49ERS

Reg. Season: 4-7; Playoffs: 0-0
 Reg. Home: 2-4; Reg. Away: 2-3

Date	Site	Result	Score
11-15-70	...Hou	...L	20-30
12-7-75	...SF	...W	27-13
9-17-78	...Hou	...W	20-19
12-13-81	...SF	...L	6-28
10-21-84	...Hou	...L	21-34
11-8-87	...SF	...L	20-27

10-7-90	...Hou	...L	21-24
12-25-93	...SF	...W	10-7
10-27-96	...Hou	...L	9-10
10-3-99	...SF	...L	22-24
11-27-05	...Tenn	...W	33-22

Total Points: Titans 209, 49ers 238
 Longest Win Streak: 2 (1975-78)
 Longest Losing Streak: 4 (1981-90)
 At LP Field: 1-0
 At Monsther Park: 2-3

SEATTLE SEAHAWKS

Reg. Season: 4-9; Playoffs: 1-0
 Reg. Home: 3-3; Reg. Away: 1-6

Date	Site	Result	Score
11-20-77	...Sea	...W	22-10
10-21-79	...Sea	...L	14-34
10-5-80	...Hou	...L	7-26
10-11-81	...Hou	...W	35-17
9-19-82	...Hou	...W	23-21
1-3-88	f-Hou	W(ot)	23-20
11-13-88	...Sea	...L	24-27
12-2-90	...Sea	L(ot)	10-13
11-7-93	...Hou	...W	24-14
12-11-94	...Hou	...L	14-16
11-3-96	...Sea	...L	16-23
10-5-97	...Sea	...L	13-16
11-29-98	...Sea	...L	18-20
12-18-05	...Tenn	...L	24-28

Total Points: Titans 267, Seahawks 285
 Longest Win Streak: 3 (1981-87)
 Longest Losing Streak: 5 (1994-05)
 At LP Field: 0-1
 At Quest Field: 0-0

TAMPA BAY BUCCANEERS

Reg. Season: 7-2; Playoffs: 0-0
 Reg. Home: 6-0; Reg. Away: 1-2

Date	Site	Result	Score
9-12-76	...Hou	...W	20-0
10-19-80	...Hou	...W	20-14
11-27-83	...TB	...L	24-33
12-10-89	...Hou	...W	20-17
10-29-95	...Hou	...W	19-7
11-8-98	...TB	...W	31-22
10-14-01	...Tenn	W(ot)	31-28
12-28-03	...Tenn	...W	33-13
10-14-07	...TB	...L	10-13

Total Points: Titans 208, Buccaneers 147
 Longest Win Streak: 5 (1989-03)
 Longest Losing Streak: 1 (1983)
 At LP Field: 2-0
 At Raymond James Stadium: 1-1

WASHINGTON REDSKINS

Reg. Season: 6-4; Playoffs: 0-0
 Reg. Home: 3-1; Reg. Away: 3-3

Date	Site	Result	Score
10-10-71	...Wash	...L	13-22
10-19-75	...Hou	...W	13-10
9-2-79	...Wash	...W	29-27
9-15-85	...Wash	...L	16-13
10-30-88	...Hou	...W	41-17
11-3-91	...Wash	L(ot)	13-16
10-19-97	...Tenn	...W	28-14
10-30-00	...Wash	...W	27-21
10-6-02	...Tenn	...L	14-31
10-15-06	...Wash	...W	25-22

Total Points: Titans 216, Redskins 196
 Longest Win Streak: 2 (last, 1997-00)
 Longest Losing Streak: 1 (last, 2002)
 At LP Field: 0-1
 At Fedex Field: 2-0

Front Office

Coaching Staff

Players

Rookies

2008 Season

Records

HISTORY

Playoff History

Schedules

ALL-TIME DRAFT SELECTIONS

Front Office

Coaching Staff

Players

Rookies

2008 Season

Records

HISTORY

Playoff History

Sidelines

2009

Rd.	Pick	Player	Pos.	College
1	30	Kenny Britt	WR	Rutgers
2	62	Sen'Derrick Marks	DT	Auburn
3a	89	Jared Cook	TE	South Carolina
3b	94	Ryan Mouton	CB	Hawaii
4a	130	Gerald McRath	LB	Southern Miss
4b	135	Troy Kropog	T/G	Tulane
5a	166	(Traded to Dallas)		
5b	173	Javon Ringer	RB	Michigan State
6a	203	Jason McCourty	CB	Rutgers
6b	206	Dominique Edison	WR	Stephen F. Austin
7a	239	Ryan Durand	G	Syracuse
7b	242	Nick Schommer	S	North Dakota St.

Draft Notes

- 4b, 5b, 6b, 7b – Awarded as compensatory selections
- 3a – Pick acquired in trade with New England for second round pick in 2010
- 5a – Pick traded to Dallas (see 2008 4c)

2008

Rd.	Pick	Player	Pos.	College
1	24	Chris Johnson	RB	East Carolina
2	54	Jason Jones	DL	Eastern Michigan
3	85	Craig Stevens	TE	California
4a	103	William Hayes	DE	Winston-Salem St.
4b	124	(Traded to Washington)		
4c	126	Lavelle Hawkins	WR	California
4d	134	Stanford Kezlar	LB	Purdue
5	157	(Traded to Washington)		
6	189	(Traded to Seattle)		
7	229	Cary Williams	CB	Washburn

Draft Notes

- 4d – Awarded as compensatory selection
- 4a – Pick acquired in trade with Washington for fourth round pick (#124 overall) and fifth round pick (#157 overall).
- 4b – Traded to Washington (see 4a)
- 4c – Pick acquired in trade with Dallas for Pacman Jones
- 5 – Pick traded to Washington (see 4a)
- 6 – Pick traded to Seattle for Bryce Fisher

2007

Rd.	Pick	Player	Pos.	College
1	19	Michael Griffin	S	Texas
2	50	Chris Henry	RB	Arizona
3	80	Paul Williams	WR	Fresno State
4a	115	Leroy Harris	G/C	N.C. State
4b	128	Chris Davis	WR	Florida State
5	152	Antonio Johnson	DT	Mississippi State
5a	188	Joel Filani	WR	Texas Tech
6b	204	Jacob Ford	DE	Central Arkansas
6c	206	Ryan Smith	CB	Florida
7	223	Mike Otto	T	Purdue

Draft Notes

- 4b – Pick acquired in trade with Baltimore for Steve McNair in 2006.
- 6b – Pick acquired in trade with San Diego for Billy Volek in 2006.
- 6c – Pick acquired in trade with Indianapolis for seventh round pick (#238 overall) in 2006. That selection was originally obtained from Indianapolis for Rocky Calmus.

2006

Rd.	Pick	Player	Pos.	College
1	3	Vince Young	QB	Texas
2a	39	(Traded to Philadelphia)		
2b	45	LenDale White	RB	USC
3	70	(Traded to Buffalo)		
4a	102	Calvin Lowry	S	Penn St.
4b	116	Stephen Tulloch	LB	NC State
5a	137	Terna Nande	LB	Miami (OH)
5b	169	Jesse Mahelona	DT	Tennessee
6	172	Jonathan Orr	WR	Wisconsin
7a	215	Cortland Finnegan	CB	Samford
7b	238	(Traded to Indianapolis)		
7c	245	Spencer Toone	LB	Utah
7d	246	Quinton Ganther	RB	Utah

Draft Notes

- 5b, 7c and 7d – awarded as compensatory selections
- 2a – Pick traded to Philadelphia (see 2b)
- 2b – Pick acquired from Philadelphia along with 2006 fourth round pick (116 overall) for the Titans second round pick (39 overall)
- 3 – Pick traded to Buffalo for RB Travis Henry in 2005
- 7b – Pick acquired from Indianapolis for LB Rocky

Calmus in 2005 and traded back to Indianapolis for sixth round selection in 2007

2005

Rd.	Pick	Player	Pos.	College
1	6	Adam Jones	CB	West Virginia
2a	37	(Traded to Detroit)		
2b	41	Michael Roos	T	E. Washington
3a	68	Courtney Roby	WR	Indiana
3b	96	Brandon Jones	WR	Oklahoma
4a	108	Vincent Fuller	S	Virginia Tech
4b	113	David Stewart	T	Mississippi St.
4c	136	Roydell Williams	WR	Tulane
5a	142	Damien Nash	RB	Missouri
5b	150	Daniel Loper	T	Texas Tech
6	179	Bo Scaife	TE	Texas
7	218	Reynaldo Hill	CB	Florida

Draft Notes

- 3b and 4c – awarded as compensatory selections
- 2a – Pick traded to Detroit (see 2b)
- 2b – Pick acquired from Detroit along with 2005 fourth round pick (113 overall) for the Titans second round pick (37 overall)
- 4b – Pick acquired from Detroit (see 2b)
- 5b – Pick acquired from Kansas City for DE Carlos Hall

2004

Rd.	Pick	Player	Pos.	College
1	27	(Traded to Houston)		
2a	40	Ben Troupe	TE	Florida
2b	42	Travis LaBoy	DE	Hawaii
2c	57	Antwan Odum	DE	Alabama
3a	71	Randy Starks	DT	Maryland
3b	92	Rich Gardner	CB	Penn State
4a	103	Bo Schobel	DE	TCU
4b	124	Michael Waddell	CB	North Carolina
5a	138	Jacob Bell	G	Miami (OH)
5b	159	(Traded to Houston)		
5c	165	Robert Reynolds	LB	Ohio State
6	191	Troy Fleming	RB	Tennessee
7a	230	Jared Claus	DT	Iowa
7b	239	Eugene Amano	C	SE Missouri St.
7c	241	Sean McHugh	TE	Penn State

Draft Notes

- 5c, 7b, 7c – awarded as compensatory selections
- 1 – Pick traded to Houston (see 2a)
- 2a – Pick acquired from Houston along with 2004 third round pick (71 overall), fourth round pick (103 overall) and fifth round pick (138 overall) for the Titans 2004 first round pick (27 overall) and fifth round pick (159 overall)
- 2b – Pick acquired from New York Jets for WR Justin McCariens
- 3a – Pick acquired in Houston trade (see 2a)
- 4a – Pick acquired in Houston trade (see 2a)
- 5a – Pick acquired in Houston trade (see 2a)
- 5b – Pick traded to Houston (see 2a)

2003

Rd.	Pick	Player	Pos.	College
1	28	Andre Woolfolk	CB	Oklahoma
2	60	Tyrone Calico	WR	Middle TN St.
3	93	Chris Brown	RB	Colorado
4	126	Rien Long	DT	Washington St.
5a	154	Donnie Nickey	S	Ohio State
5b	164	(Traded to New England)		
6	201	(Traded to New England)		
7a	225	Todd Williams	T	Florida State
7b	243	(Traded to New England)		

Draft Notes

- 5a – Pick acquired from New England along with 2003 seventh round pick (225 overall) for the Titans 2003 fifth round pick (164 overall), sixth round pick (201 overall) and seventh round pick (243 overall)
- 5b – Pick traded to New England (see 5a)
- 6 – Pick traded to New England (see 5a)
- 7a – Pick acquired in New England trade (see 5a)
- 7b – Pick traded to New England (see 5a)

2002

Rd.	Pick	Player	Pos.	College
1a	14	(Traded to N.Y. Giants)		
1b	15	Albert Haynesworth	DT	Tennessee
2	45	Tank Williams	S	Stanford
3	77	Rocky Calmus	LB	Oklahoma
4a	110	Mike Echols	CB	Wisconsin
4b	115	Tony Beckham	CB	Wisconsin-Stout

ALL-TIME DRAFT SELECTIONS

4c	133	Rocky Boiman	LB	Notre Dame
5	151	Jake Schifino	WR	Akron
6	187	Justin Hartwig	G	Kansas
7a	225	Darrell Hill	WR	Northern Illinois
7b	240	Carlos Hall	DE	Arkansas

Draft Notes

- 4c – awarded as compensatory selection
- 1a – Pick traded to N.Y. Giants (see 1b)
- 1b – Pick acquired from the New York Giants along with 2002 fourth round pick (115 overall) for the Titans 2002 first round pick (14 overall)
- 4b – Pick acquired in Giants trade (see 1b)
- 7b – Pick acquired from Green Bay for DT Rod Walker

2001

Rd.	Pick	Player	Pos.	College
1	29	(Traded to St. Louis)		
2	60	Andre Dyson	CB	Utah
3	90	Shad Meier	TE	Kansas State
4	124	Justin McCareins	WR	Northern Illinois
5	159	Eddie Berlin	WR	Northern Iowa
6a	192	Dan Alexander	RB	Nebraska
6b	199	Adam Haayer	T	Minnesota
7a	229	(Traded to Oakland)		
7b	232	Keith Adams	LB	Clemson

Draft Notes

- 6b, 7b – awarded as compensatory selections
- 1 – Pick traded to St. Louis for DE Kevin Carter
- 7a – Pick traded to Oakland for C Gennaro DiNapoli

2000

Rd.	Pick	Player	Pos.	College
1	30	Keith Bulluck	LB	Syracuse
3a	68	Erron Kinney	TE	Florida
3b	93	Byron Frisch	DE	Brigham Young
4a	124	Bobby Myers	S	Wisconsin
4b	128	Peter Sirmion	LB	Oregon
5a	135	Aric Morris	S	Michigan State
5b	160	Frank Chamberlin	LB	Boston College
6	197	Robaire Smith	DE	Michigan State
7a	213	Mike Green	RB	Houston
7b	237	Wes Shivers	T	Mississippi State

Draft Notes

- 4b – awarded as compensatory selection
- 7a – Pick acquired from Chicago for LB Lemanski Hall

1999

Rd.	Pick	Player	Pos.	College
1	16	Jevon Kearse	DE	Florida
2a	46	(Traded to New England)		
2b	52	John Thornton	DT	West Virginia
3	81	Zach Piller	G	Florida
4a	114	Brad Ware	S	Auburn
4b	117	Donald Mitchell	CB	S. Methodist
5	151	Kevin Daft	QB	California-Davis
6	186	Darran Hall	WR	Colorado State
7	222	Phil Glover	LB	Utah

Draft Notes

- 2a – Pick traded to New England (see 2b)
- 2b – Pick acquired from New England along with 1999 fourth round pick (117 overall) for Titans 1999 second round pick (46 overall)
- 4b – Pick acquired in New England trade (see 2b)

1998

Rd.	Pick	Player	Pos.	College
1	16	Kevin Dyson	WR	Utah
2	46	Samari Rolle	CB	Florida State
3	77	Dainon Sidney	CB	Alabama-Birm.
4	107	Joe Salave'a	DT	Arizona
5	139	Benji Olson	G	Washington
6	168	Lee Wiggins	DB	South Carolina
7a	205	Jimmy Sprotte	LB	Arizona
7b	229	Kevin Long	C	Florida State

Draft Notes

- 7b – awarded as a compensatory selection

1997

Rd.	Pick	Player	Pos.	College
1a	13	(Traded to Kansas City)		
1b	18	Kenny Holmes	DE	Miami (FL)
2	46	Joey Kent	WR	Tennessee
3a	75	Denard Walker	CB	LSU
3b	81	Scott Sanderson	T	Washington State

4a	98	Derrick Mason	WR	Michigan State
4b	107	Pratt Lyons	DE	Troy State
4c	110	(Traded to Kansas City)		
4d	116	(Traded to New Orleans)		
5a	132	(Traded to Washington)		
5b	143	George McCullough	DB	Baylor
6a	165	(Traded to New Orleans)		
6b	179	(Traded to St. Louis)		
6c	181	Dennis Stallings	LB	Illinois
7	216	Armon Williams	DB	Arizona

Draft Notes

- 1a – Pick traded to Kansas City (see 1b)
- 1b – Pick acquired from Kansas City along with 1997 third round pick (81 overall), fourth round pick (116 overall) and sixth round pick (181 overall) for Oilers 1997 first round pick (15 overall) and fourth round pick (110 overall)
- 3b – Pick acquired from Kansas City (see 1b)
- 4a – Pick acquired from Atlanta along with 1997 sixth round pick (165 overall) for QB Chris Chandler
- 4b – Pick acquired from New Orleans for Oilers 1997 fourth round pick (116 overall) and sixth round pick (165 overall)
- 4c – Pick traded to Kansas City (see 1b)
- 4d – Pick acquired from Kansas City (see 1b) and traded to New Orleans (see 4b)
- 5a – Pick traded to Washington
- 6a – Pick acquired from Atlanta (see 4a) and traded to New Orleans (see 4b)
- 6b – Pick traded to St. Louis for DE Robert Young
- 6c – Pick acquired from Kansas City (see 1b)

1996

Rd.	Pick	Player	Pos.	College
1a	9	(Traded to Oakland)		
1b	14	Eddie George	RB	Ohio State
1c	17	(Traded to Seattle)		
2a	38	Bryant Mix	DE	Alcorn State
2b	48	Jason Layman	G	Tennessee
3	74	Terry Kilens	LB	Penn State
4a	107	Kendrick Burton	DE	Alabama
4b	109	Jon Runyan	T	Michigan
5	143	Rayna Stewart	DB	Northern Arizona
6	177	Anthony Dorsett	LB	Pittsburgh
7	218	Mike Archie	RB	Penn State

Draft Notes

- 1a – Pick traded to Oakland for Raiders 1996 first round pick (17 overall), second round pick (48 overall) and fourth round pick (109 overall)
- 1b – Pick acquired from Seattle for Oilers 1996 first round pick (17 overall) and Oilers DT Glenn Montgomery
- 1c – Pick acquired from Oakland (see 1a) and traded to Seattle (see 1b)
- 2b – Pick acquired in Oakland trade (see 1a)
- 4b – Pick acquired in Oakland trade (see 1a)

1995

Rd.	Pick	Player	Pos.	College
1	3	Steve McNair	QB	Alcorn State
2	35	Anthony Cook	DT	South Carolina St.
3a	67	Chris Sanders	WR	Ohio State
3b	89	Rodney Thomas	RB	Texas A&M
3c	95	Torey Hunter	DB	Washington State
4	101	Michael Roan	TE	Wisconsin
5a	137	(Awarded to Washington)		
5b	159	Gary Walker	DE	Auburn
6	174	Hicham El-Mashtoub	C	Arizona
7	211	C.J. Richardson	DB	Miami (FL)

Draft Notes

- 3c – awarded as a compensatory selection
- 3b – Pick acquired from Minnesota along with 1994 fourth round pick (119 overall) for QB Warren Moon
- 5a – Pick to Washington in Wilbur Marshall ruling
- 5b – Pick awarded as compensation from New England for restricted free agent DE Tim Roberts

1994

Rd.	Pick	Player	Pos.	College
1	26	Henry Ford	DE	Arkansas
2	60	Jeremy Nunley	DE	Alabama
3	97	(Awarded to Washington)		
3b	101	Malcolm Floyd (Seabron)	WR	Fresno State
4a	119	Mike Davis	DB	Cincinnati
4b	129	Sean Jackson	RB	Florida State

Front Office

Coaching Staff

Players

Rookies

2008 Season

Records

HISTORY

Playoff History

Sidelines

ALL-TIME DRAFT SELECTIONS

Front Office

Coaching Staff

Players

Rookies

2008 Season

Records

HISTORY

Playoff History

Sidelines

5a	157	Roderick Lewis	TE	Arizona
5b	161	Jim Reid	T	Virginia
6a	187	Lee Gissendaner	WR	Northwestern
6b	194	Barron Wortham	LB	UTEP
7	220	Lemanski Hall	LB	Alabama

Draft Notes

- 3b – awarded as a compensatory selection
- 3a – Pick to Washington in Wilber Marshall ruling
- 4a – Pick acquired from Minnesota along with 1995 third round pick (89 overall) for QB Warren Moon

1993

Rd.	Pick	Player	Pos.	College
1a	13	Brad Hopkins	T	Illinois
1b	19	(Traded to Philadelphia)		
2	47	Mike Barrow	LB	Miami (FL)
3	75	(Traded to Philadelphia)		
4	102	Travis Hannah	WR	USC
5	131	John Henry Mills	TE	Wake Forest
6	158	Chuck Bradley	T	Kentucky
7	187	Patrick Robinson	WR	Tennessee State
8	214	Blaine Bishop	DB	Ball State

Draft Notes

- 1a – Pick acquired from Philadelphia for Oilers 1993 first round pick (19 overall) and third round pick (75 overall)
- 1b – Pick traded to Philadelphia (see 1a)
- 3 – Pick traded to Philadelphia (see 1a)

1992

Rd.	Pick	Player	Pos.	College
1	23	(Traded to San Diego)		
2	50	Eddie Robinson	LB	Alabama State
3	77	Corey Harris	WR	Vanderbilt
4	108	Mike Mooney	T	Georgia Tech
5a	133	Joe Bowden	LB	Oklahoma
5b	135	Tony Brown	DB	Fresno State
5c	136	Tim Roberts	DT	Southern Miss
6	162	Mario Bailey	WR	Washington
7	189	Elbert Turner	WR	Illinois
8	220	Bucky Richardson	QB	Texas A&M
9	247	Bernard Dafney	T	Tennessee
10	274	Dion Johnson	WR	East Carolina
11	301	Anthony Davis	LB	Utah
12	332	Joe Wood	K	Air Force

Draft Notes

- 1 – Pick traded to San Diego along with WR Shawn Jefferson for Chargers DE Lee Williams in August of 1991
- 5a – Pick acquired from New Orleans for Oilers RB Allen Pinkett
- 5c – Pick acquired from Dallas along with 1991 second round pick (Minnesota's pick, 38 overall) for RB Alonzo Highsmith

1991

Rd.	Pick	Player	Pos.	College
1	17	(Traded to New England)		
2a	28	Mike Dumas	DB	Indiana
2b	38	Darryll Lewis	DB	Arizona
2c	44	John Flannery	C	Syracuse
3a	71	Steve Jackson	DB	Purdue
3b	79	Kevin Donnalley	T	North Carolina
4a	101	David Rocker	DT	Auburn
4b	102	Marcus Robertson	DB	Iowa State
5	129	Gary Wellman	WR	USC
6	157	(Pick traded to Philadelphia)		
7	183	Kyle Freeman	LB	Angelo State
8	214	Gary Brown	RB	Penn State
9	240	Shawn Jefferson	WR	Central Florida
10	267	Curtis Moore	LB	Kansas
11	294	Alex Smith	DB	Richmond
12	325	Alex Johnson	WR	Miami (FL)

Draft Notes

- 1 – Pick traded to New England for 1991 second round pick (28 overall) and fourth round pick (101 overall)
- 2a – Pick acquired in New England trade (see 1)
- 2b – Pick acquired from Dallas (originally Minnesota's selection) along with 1992 fourth round pick (136 overall) for RB Alonzo Highsmith
- 3b – Pick acquired from Miami for LB John Grimsley
- 4a – Pick acquired in New England trade (see 1)
- 6 – Pick traded to Philadelphia for QB Don McPherson in 1990

1990

Rd.	Pick	Player	Pos.	College
1	15	Lamar Lathon	LB	Houston
2	41	Jeff Alm	DT	Notre Dame
3	72	Willis Peguese	DE	Miami (FL)
4	99	Eric Still	G	Tennessee
5	126	Richard Newbill	LB	Miami (FL)
6	153	Tony Jones	WR	Texas
7	184	Andy Murray	RB	Kentucky
8	211	Brett Tucker	DB	Northern Illinois
9	237	Pat Coleman	WR	Tennessee
10	264	Dee Thomas	DB	Nicholls State
11	295	Joey Banas	T	Houston
12	321	Reggie Slack	QB	Auburn

Draft Notes

none

1989

Rd.	Pick	Player	Pos.	College
1	23	David Williams	T	Florida
2	50	Scott Kozak	LB	Oregon
3	77	Bubba McDowell	S	Miami (FL)
4	104	Rod Harris	WR	Texas A&M
5	131	Glenn Montgomery	DT	Houston
6	157	Bo Orlando	S	West Virginia
7	190	Tracy Rogers	LB	Fresno State
8	217	Alvoid Mays	CB	West Virginia
9	244	Bob Mrosko	TE	Penn State
10	271	Tracy Johnson	RB	Clemson
11	298	Brian Smarter	T	West Virginia
12	325	Chuck Hartlieb	QB	Iowa

Draft Notes

none

1988

Rd.	Pick	Player	Pos.	College
1a	9	(Traded to Raiders)		
1b	22	Lorenzo White	RB	Michigan State
2	48	Quintin Jones	DB	Pittsburgh
3a	72	Greg Montgomery	P	Michigan State
3b	74	(Traded to Raiders)		
4	102	(Traded to Raiders)		
5a	125	Cris Dishman	DB	Purdue
5b	130	Chris Verhulst	TE	Cal State-Chico
6	157	Kurt Crain	LB	Auburn
7	187	Tracey Eaton	DB	Portland State
8	214	David Viaene	C	Minnesota-Duluth
9	241	David Spradlin	LB	TCU
10	271	Marco Johnson	WR	Hawaii
11	298	Jethro Franklin	DE	Fresno State
12	325	John Brantley	LB	Georgia

Draft Notes

- 1a – Pick traded (originally L.A. Rams pick from 1987 trade) to L.A. Raiders along with 1988 third round pick (74 overall) and fourth round pick (102 Overall) for DE Sean Jones, 1988 second round pick (48 overall, Oilers original pick) and third round pick (60 overall)
- 2 – Pick reacquired from L.A. Raiders in trade (see 1a)
- 3a – Pick acquired from S.D. along with fifth round pick (125 overall) for the Oilers third round pick (60 overall)
- 3b – Pick traded to L.A. Raiders (see 1a)
- 4 – Pick traded to Raiders (see 1a)
- 5a – Pick acquired in San Diego trade (see 3a)

1987

Rd.	Pick	Player	Pos.	College
1a	3	Alonzo Highsmith	RB	Miami (FL)
1b	8	(Traded to Buffalo)		
1c	20	Haywood Jeffries	WR	North Carolina St.
2a	36	(Traded to Buffalo)		
2b	46	Walter Johnson	LB	Louisiana Tech
3	64	Cody Carlson	QB	Baylor
4a	91	(Traded to L.A. Rams)		
4b	105	Mark Dusbabek	LB	Minnesota
5a	120	(Traded to Washington)		
5b	133	Spencer Tillman	RB	Oklahoma
6a	147	Al Smith	LB	Utah State
6b	159	Toby Caston	LB	LSU
7	176	Robert Banks	DT	Notre Dame
8	202	Michel James	WR	Washington State
9	231	Wes Neighbors	C	Alabama
10	258	Curtis Duncan	WR	Northwestern
11	287	John Davis	G	Georgia Tech
12	314	Ira Valentine	RB	Texas A&M

Draft Notes

ALL-TIME DRAFT SELECTIONS

- 1a – Pick acquired from Buffalo for Oilers 1987 first round pick (8 overall) and second round pick (36 overall)
- 1b – Pick traded to Buffalo (see 1a)
- 1c – Pick acquired from L.A. Rams along with G Kent Hill, DE William Fuller, 1987 fifth round pick (133 overall) and 1988 first round pick (9 overall) for QB Jim Everett
- 2a – Pick acquired from Detroit for T Harvey Salem and traded to Buffalo (see 1a)
- 2b – Pick acquired from Kansas City along with 1987 fourth round pick (105 overall) for the Oilers second round pick (35 overall)
- 4a – Pick traded to L.A. Rams along with 1986 seventh round pick (172 overall) for WR Drew Hill in 1986.
- 4b – Pick acquired in Kansas City trade (see 2b)
- 5a – Pick traded to Washington (eventually to Chicago) for PK Tony Zendejas
- 5b – Pick acquired in L.A. Rams trade (see 1c)
- 6b – Pick acquired from Kansas City for RB Larry Moriaty

1986

Rd.	Pick	Player	Pos.	College
1	3	Jim Everett	QB	Purdue
2	34	Ernest Givins	WR	Louisville
3	61	Allen Pinkett	RB	Notre Dame
4	87	(Traded to Kansas City)		
5	114	Jeff Parks	TE	Auburn
6	145	Ray Wallace	RB	Purdue
7	172	(Traded to L.A. Rams)		
8	199	Larry Griffin	DB	North Carolina
9	225	Bob Sebring	LB	Illinois
10	256	Don Sommer	G	UTEP
11	283	Mark Cochran	T	Baylor
12	310	Chuck Banks	RB	W. Virginia Tech

Draft Notes

- 4 – Pick traded to Kansas City (see 1985, 5b)
- 7 – Pick traded to L.A. Rams along with 1987 fourth round pick (91 overall) for WR Drew Hill

1985

Rd.	Pick	Player	Pos.	College
1a	2	(Traded to Minnesota)		
1b	3	Ray Childress	DE	Texas A&M
1c	11	Richard Johnson	DB	Wisconsin
2a	31	(Traded to Denver)		
2b	36	Richard Byrd	DE	Southern Miss
3a	58	(Traded to N.Y. Giants)		
3b	80	(Traded to L.A. Raiders)		
3c	82	Mike Kelley	CB	Notre Dame
4	87	Tom Briehl	LB	Stanford
5a	114	(Traded to Dallas)		
5b	133	Frank Bush	LB	North Carolina St.
5c	138	Lee Johnson	K	Brigham Young
6a	143	(Traded to L.A. Raiders)		
6b	153	Joe Krakoski	LB	Washington
7	170	Mike Akui	WR	Hawaii
8	199	Chuck Thomas	C	Oklahoma
9	226	Steve Tasker	KR	Northwestern
10	255	Mike Golic	DL	Notre Dame
11	281	Willie Drewrey	WR	West Virginia
12	311	Mark Vonderhaar	DT	Minnesota

Draft Notes

- 1a – Pick traded to Minnesota
- 1b – Pick acquired from Minnesota
- 1c – Pick acquired from New Orleans for RB Earl Campbell
- 2a – Pick traded to Denver for second round pick (from Tampa Bay, 36 overall) and fifth round pick (138 overall)
- 2b – Pick acquired from Denver (see 2a)
- 3a – Pick traded to New York Giants for RB Butch Woolfolk
- 3b – Pick traded to L.A. Raiders along with sixth round pick (143 overall) for C Jim Romano
- 3c – Pick acquired from Denver for WR Butch Johnson
- 5a – Pick traded to Dallas (see 1984, 2b)
- 5b – Pick acquired from Kansas City along with sixth round pick (153 overall) for DE Bob Hamm and 1986 fourth round pick (87 overall)
- 5c – Pick acquired from Denver (see 2a)
- 6a – Pick traded to L.A. Raiders (see 3b)
- 6b – Pick acquired from Kansas City (see 5b)

1984

Rd.	Pick	Player	Pos.	College
1	2	Dean Steinkuhler	T	Nebraska
2a	29	Doug Smith	DE	Auburn

2b	40	(Traded to Dallas)		
2c	54	Bo Eason	DB	California-Davis
3	58	Johnny Meads	LB	Nicholls State
4a	85	Mark Studaway	DE	Tennessee
4b	100	Patrick Allen	DB	Utah State
4c	102	(Traded to Washington)		
5	114	Robert Lyles	LB	TCU
6a	141	John Grimsley	LB	Kentucky
6b	161	Eric Mullins	WR	Stanford
7	170	Willie Joyner	RB	Maryland
8	197	Kevin Baugh	WR	Penn State
9a	226	Jeff Donaldson	DB	Colorado
9b	227	Mike Johnson	DE	Illinois
9c	252	Mike Russell	LB	Toledo
10	253	(Traded to L.A. Rams)		
11	282	(Traded to L.A. Raiders)		
12	309	(Traded to L.A. Rams)		

Draft Notes

- 2b – Pick acquired from Minnesota (see 4b) and traded to Dallas along with 1985 fifth round pick (114 overall) and WR Mike Renfro for second round pick (54 overall) and WR Butch Johnson
- 2c – Pick acquired from Dallas (see 2b)
- 4b – Pick acquired from Minnesota along with second round pick (40 overall) for QB Archie Manning and TE Dave Casper
- 4c – Pick acquired from L.A. Rams and traded to Washington for 1985 third round pick (80 overall)
- 6b – Pick acquired from L.A. Rams (see 1983, 1a) and traded to Washington
- 9b – Pick acquired from N.Y. Giants (see 1983, 11)
- 9c – Pick acquired from L.A. Raiders for past considerations involving RB Tim Wilson for 11th round pick (282 overall)
- 10 – Pick traded to L.A. Rams for T Doug France
- 11 – Pick traded to L.A. Raiders (9c)
- 12 – Pick traded to L.A. Rams for past considerations

1983

Rd.	Pick	Player	Pos.	College
1a	2	(Pick traded to L.A. Rams)		
1b	9	Bruce Matthews	G	USC
2a	30	Harvey Salem	T	California
2b	42	Keith Bostic	DB	Michigan
3a	58	Tim Joiner	LB	LSU
3b	69	Chris Dressel	TE	Stanford
3c	76	(Traded to Miami)		
3d	83	Steve Brown	DB	Oregon
4a	86	Greg Hill	DB	Oklahoma State
4b	88	Mike McCloskey	TE	Penn State
5a	114	Larry Moriarty	RB	Notre Dame
5b	139	Jerome Foster	DT	Ohio State
6	142	Steve Haworth	DB	Oklahoma
7	170	Herkie Walls	WR	Texas
8	198	Robert Thompson	LB	Michigan
9	226	Kevin Potter	DB	Missouri
10	253	(Traded to Green Bay)		
11	281	(Traded to N.Y. Giants)		
12	309	(Traded to N.Y. Giants)		

Draft Notes

- 1a – Pick traded to L.A. Rams for first round pick (3 overall), fourth round pick (88 overall) and 1984 fourth round pick (102 overall)
- 1b – Pick acquired from Seattle along with second round pick (42 overall) and third round pick (69 overall) for Oilers first round pick (3 overall from L.A. Rams)
- 2b – Pick acquired from Seattle (see 1b)
- 3b – Pick acquired from Seattle (see 1b)
- 3c – Pick acquired from Green Bay and traded to Miami (see 3d)
- 3d – Pick acquired from Miami along with fifth round pick (139 overall) for third round pick (76 overall)
- 4b – Pick acquired from L.A. Rams (see 1a)
- 5b – Pick acquired from Miami (see 3d)
- 10 – Pick traded to Green Bay for T Mark Koncar
- 11 – Pick traded to N.Y. Giants along with 12th round pick (309 overall) for 1984 ninth round pick (228 overall)
- 12 – Pick traded to N.Y. Giants (see 11)

1982

Rd.	Pick	Player	Pos.	College
1	8	Mike Munchak	G	Penn State
2a	35	(Pick traded to Oakland)		
2b	44	Oliver Luck	QB	West Virginia
3a	67	(Pick traded to L.A. Rams)		
3b	72	Stan Edwards	RB	Michigan

Front Office

Coaching Staff

Players

Rookies

2008 Season

Records

HISTORY

Playoff History

Sidelines

ALL-TIME DRAFT SELECTIONS

Front Office

Coaching Staff

Players

Rookies

2008 Season

Records

HISTORY

Playoff History

Sidelines

3c	77	Robert Abraham	LB	North Carolina St.
4	94	Steve Bryant	WR	Purdue
5	121	Malcolm Taylor	DE	Tennessee State
6	148	Gary Allen	RB	Hawaii
7	175	(Traded to Detroit)		
8	207	(Traded to L.A. Rams)		
9	234	Matt Bradley	DB	Penn State
10	261	Ron Reeves	QB	Texas Tech
11	287	Jim Campbell	TE	Kentucky
12	314	Donnie Craft	RB	Louisville

Draft Notes

- 2a – Pick traded to Oakland (see 1981, 1)
- 2b – Pick acquired from L.A. Rams along with 1982 third round pick (77 overall) for TE Mike Barber and 1982 third round pick (67 overall)
- 3a – Pick traded to L.A. Rams (see 2b)
- 3b – Pick acquired from N.Y. Giants for RB Rob Carpenter
- 7 – Pick traded to Detroit for CB Luther Bradley
- 8 – Pick traded to L.A. Rams TE Lewis Gilbert

1981

Rd.	Pick	Player	Pos.	College
1	21	(Traded to Oakland)		
2	48	(Traded to Oakland)		
3	79	Mike Holston	WR	Morgan State
4	106	Nick Eyre	T	Brigham Young
5	133	Delbert Fowler	LB	West Virginia
6	159	Bill Kay	DB	Purdue
7a	186	(Traded to Seattle)		
7b	193	Don Washington	DB	TexasA&M-Kingsville
8	217	Willie Tullis	WR	Troy State
9	243	Avon Riley	LB	UCLA
10	270	Larry Jones	RB	Colorado State
11	297	Claude Mathews	G	Auburn
12	324	Bill Capece	K	Florida State

Draft Notes

- 1 – Pick traded to Oakland along with 1981 second round pick (48 overall) and 1982 second round pick (35 overall) for TE Dave Casper
- 2 – Pick traded to Oakland (see 1)
- 7a – Pick traded to Seattle along with 1980 10th round pick (274 overall) for LB Sammy Green
- 7b – Pick acquired from Oakland (see 1980, 7a)

1980

Rd.	Pick	Player	Pos.	College
1	25	(Traded to New England)		
2a	38	Angele Fields	T	Michigan State
2b	52	Daryle Skaustad	DT	California
3	79	Tim Smith	WR	Nebraska
4	106	Chris Combs	TE	New Mexico
5	134	John Corker	LB	Oklahoma State
6	160	(Traded to New England)		
7a	182	Craig Bradshaw	QB	Utah State
7b	190	(Traded to N.Y. Jets)		
8	217	Harold Bailey	QB/IE	Oklahoma State
9	244	Ed Harris	RB	Bishop
10	274	(Traded to Seattle)		
11	301	Eddie Preston	WR	Western Kentucky
12	328	Wiley Pitts	WR	Temple

Draft Notes

- 1 – Pick traded to New England along with sixth round pick (160 overall) for T Leon Gray
- 2a – Pick acquired from Kansas City for QB Steve Fuller
- 6 – Pick traded to New England (see 1)
- 7a – Pick acquired from Oakland along with 1981 seventh round pick (193 overall) for DB Jack Tatum
- 7b – Pick traded to N.Y. Jets for WR Rich Caster
- 10 – Pick traded to Seattle along with 1981 seventh round pick (186 overall) for LB Sammy Green

1979

Rd.	Pick	Player	Pos.	College
1	23	(Traded to Kansas City)		
2a	31	Mike Stensrud	DE	Iowa State
2b	50	Jesse Baker	DE	Jacksonville State
3a	69	(Traded to Baltimore)		
3b	72	Kenny King	RB	Oklahoma
3c	78	(Traded to Tampa Bay)		
4	104	(Traded to San Diego)		
5	133	(Traded to Tampa Bay)		
6a	143	Daryl Hunt	LB	Oklahoma
6b	159	Mike Murphy	LB	S.W. Missouri
7	171	Tim Ries	DB	S.W. Missouri
8	214	Carter Hartwig	DB	USC

9	243	Rich Ellender	WR	McNeese State
10	(Pick used in 1978 supplemental draft)			
11	298	Mike Taylor	T	Georgia Tech
12	324	Wayne Wilson	RB	Shepher

Draft Notes

- 1 – Pick traded to Kansas City for 1979 second round pick (31 overall) and 1980 second round pick (38 overall)
- 2a – Pick acquired in Kansas City trade (see 1)
- 3a – Pick traded to Baltimore for 1979 third round pick (72 overall) and seventh round pick (171 overall)
- 3b – Pick acquired in Baltimore trade (see 3a)
- 3c – Pick traded to Tampa Bay (see 1978, 1a)
- 4 – Pick traded to San Diego for QB Neal Jeffrey
- 5 – Pick traded to Tampa Bay (see 1978, 1a)
- 6a – Pick acquired from Buffalo for T Elbert Drungo
- 7 – Pick acquired in Baltimore trade (see 3a)
- 10 – Pick used on WR Johnnie Dirden (Sam Houston State) in 1978 supplemental draft

1978

Rd.	Pick	Player	Pos.	College
1a	1	Earl Campbell	RB	Texas
1b	17	(Traded to Tampa Bay)		
2	44	(Traded to Tampa Bay)		
3	73	Gifford Nielsen	QB	Brigham Young
4	98	Mike Renfro	WR	TCU
5	127	(Traded to Kansas City)		
6	154	Conrad Rucker	TE	Southern
7	183	(Traded to Buffalo)		
8	210	J.C. Wilson	DE	Pittsburgh
9	239	Jim Mol	DE	Morningside
10	266	Steve Young	TE	Wake Forest
11	295	Willie Thicken	WR	Alabama State
12	322	John Schuhmacher	G	USC

Draft Notes

- 1a – Pick acquired from Tampa Bay for 1978 first round pick (17 overall) and second round pick (44 overall), 1979 third round pick (78 overall) and fifth round pick (133 overall) and TE Jimmie Giles
- 1b – Pick traded to Tampa Bay (see 1a)
- 5 – Pick traded to Kansas City for WR Otis Taylor
- 7 – Pick traded to Buffalo for DE Jimmy Dean

1977

Rd.	Pick	Player	Pos.	College
1	11	Morris Towns	T	Missouri
2	38	George Reihner	G	Penn State
3a	65	(Traded to San Francisco)		
3b	66	Tim Wilson	RB	Maryland
3c	70	Jimmie Giles	TE	Alcorn State
3d	84	Rob Carpenter	RB	Miami (OH)
4a	95	(Traded to Kansas City)		
4b	98	Warren Anderson	WR	West Virginia St.
5		(Choice forfeited)		
6a	148	Gary Woolford	DB	Florida State
6b	165	David Carter	C	Western Kentucky
7	178	(Traded to New York Giants)		
8a	198	Steve Davis	WR	Georgia
8b	205	Eddie Foster	WR	Houston
9	232	Bill Currier	DB	South Carolina
10	262	Harvey Hull	LB	Mississippi State
11	289	Al Romano	LB	Pittsburgh
12	316	Ove Johansson	K	Abilene Christian

Draft Notes

- 3a – Pick traded to San Francisco along with 1976 first round pick (21 overall) for RB Vic Washington
- 3b – Pick acquired from Green Bay along QB John Hadl and DB Ken Ellis for QB Lynn Dickey
- 3c – Pick acquired from Miami along with fourth round pick (98 overall) for CB Ken Ellis
- 3d – Pick acquired from Oakland for WR Emmett Edwards
- 4a – Pick traded to Kansas City along with 1976 fifth round pick (144 overall) for WR Elmo Wright
- 4b – Pick acquired in Miami trade (see 3c)
- 6b – Pick acquired from New England
- 7 – Pick traded to N.Y. Giants for RB Joe Dawkins
- 8a – Pick acquired from Seattle for WR Steve Largent

ALL-TIME DRAFT SELECTIONS

1976

Rd.	Pick	Player	Pos.	College
1	21	(Traded to San Francisco)		
2	48	Mike Barber	TE	Louisiana Tech
3	79	(Traded to Kansas City)		
4a	113	(Traded to Oakland)		
4b	117	Steve Largent	WR	Tulsa
5	144	(Traded to Kansas City)		
6	173	Todd Simonsen	T	South Dakota St.
7a	197	Larry Harris	DT	Oklahoma State
7b	202	(Traded to New England)		
8	229	Bobby Simon	T	Grambling State
9	256	Art Stringer	LB	Ball State
10	284	Steve Kincannon	QB	Humboldt State
11	311	Skip Walker	RB	Texas A&M
12a	324	Larry Bell	T	E. Texas State
12b	337	(Traded to San Diego)		
13	368	Dan O'Rourke	WR	Colorado State
14	395	John Reimer	T	Wisconsin
15	422	Bobby Byars	DT	Cheyney
16	452	Claude Johnson	LB	Florida A&M
17	479	Allen Misher	WR	LSU

Draft Notes

- 1 – Pick traded to San Francisco along with 1977 third round pick (65 overall) for RB Vic Washington
- 3 – Pick traded to Kansas City
- 4a – Pick traded to Oakland along with 1975 fifth round pick (115 overall) for S Tommy Maxwell
- 4b – Pick acquired from L.A. Rams
- 5 – Pick traded to Kansas City along with 1977 fourth round pick (95 overall) for WR Elmo Wright
- 7a – Pick acquired from Denver for DE Jeff Severson
- 7b – Pick traded to New England for TE Bob Adams
- 12a – Pick acquired from Cleveland for WR Willie Miller
- 12b – Pick traded to San Diego for WR Jerry LeVias

1975

Rd.	Pick	Player	Pos.	College
1a	6	Robert Brazile	LB	Jackson State
1b	15	Don Hardeman	RB	TexasA&M-Kingsville
2	40	Emmett Edwards	WR	Kansas
3	65	(Traded to Atlanta)		
4	90	(Traded to Dallas)		
5	115	(Traded to Oakland)		
6	146	Jesse O'Neal	DE	Grambling State
7a	162	Mike Biehle	T	Miami (OH)
7b	171	Mark Conroy	DB	Cameron
8	196	Jerry Lawrence	DT	South Dakota St.
9	221	Bob Bruer	TE	Minn St.-Mankato
10	246	Alan Pringle	K	Rice
11	271	John Sawyer	TE	Southern Miss
12	302	Willie Miller	WR	Colorado State
13	327	Ricky Scales	WR	Virginia Tech
14	352	Jody Medford	G	Rice
15	377	Jack Holmes	RB	Texas Southern
16	402	Ken Lambert	DB	Virginia Tech
17	427	Ricky Seeker	C	Texas A&M

Draft Notes

- 1a – Pick acquired from Kansas City along with DT Curley Culp for DE John Matuszak
- 3 – Pick traded to Atlanta for LB Buane Benson
- 4 – Pick traded to Dallas for WR Mike Montgomery
- 5 – Pick traded to Oakland along with 1976 fourth round pick (113 overall) for S Tommy Maxwell
- 7a – Pick acquired from Kansas City for RB Bill Thomas

1974

Rd.	Pick	Player	Pos.	College
1	1	(Traded to Dallas)		
2	27	(Traded to Buffalo)		
3	53	(Traded to Dallas)		
4	79	Steve Manstedt	LB	Nebraska
5	105	(Traded to Washington)		
6a	131	(Traded to New Orleans)		
6b	154	Booker Brown	G	USC
7	157	Leonard Fairley	DB	Alcorn State
8	183	Mike McCoy	DB	Western Kentucky
9	209	(Traded to New England)		
10	235	(Traded to New Orleans)		
11	261	Steve Taylor	C	Auburn
12	287	Ricky Browne	LB	Florida
13	313	Dan Dixon	G	Boise State
14	339	(Traded to Buffalo)		
15	365	Billy Johnson	WR	Widener
16	391	Matthew Williams	RB	N.E. Louisiana
17	417	Bill Hedge	T	N.W. Missouri St.

Draft Notes

- 1 – Pick traded to Dallas along with 1974 third round pick (53 overall) for DE Tody Smith and WR Billy Parks
- 2 – Pick traded to Buffalo for LB Al Cowlings
- 3 – Pick traded to Dallas (see 1)
- 5 – Pick traded to Washington for S Alvin Haymond
- 6a – Pick traded to New Orleans along with 10th round pick (235 overall) for RB James Ford
- 6b – Pick acquired from L.A. Rams for DE Bob Crum
- 9 – Pick traded to New England for LB Steve Kiner
- 10 – Pick traded to New Orleans (see 6a)
- 14 – Pick traded to Buffalo for T Levert Carr

1973

Rd.	Pick	Player	Pos.	College
1a	1	John Matuszak	DE	Tampa
1b	14	George Amundson	RB	Iowa State
2	27	(Traded to Kansas City)		
3a	53	(Traded to New Orleans)		
3b	61	(Traded to Baltimore)		
4	79	Gregg Bingham	LB	Purdue
5	105	Edeseli Garrison	WR	USC
6	131	Ron Mayo	TE	Morgan State
7	157	Shelby Jordan	T	Washington (MO)
8	183	Joe Blahak	DB	Nebraska
9	209	Mark Williams	K	Rice
10	235	Darrell Vaughn	DT	Northern Colorado
11	261	Larry Eaglin	DB	Stephen F. Austin
12	287	Brad Lyman	WR	UCLA
13	313	Willie Martin	G	N.E. Oklahoma
14	339	Ron Lou	C	Arizona State
15	365	Roger Goree	LB	Baylor
16	391	Tim Dameron	WR	East Carolina
17	417	Randy Braband	LB	Texas

Draft Notes

- 1b – Pick acquired from Atlanta for DT Mike Tilleman
- 2 – Pick traded to Kansas City
- 3a – Pick traded along with 1972 second round pick (31 overall) for DT Mike Tilleman
- 3b – Pick acquired from Denver for QB Charley Johnson; Pick traded to Baltimore for C Bill Curry

1972

Rd.	Pick	Player	Pos.	College
1	6	Greg Sampson	DE	Stanford
2	31	(Traded to New Orleans)		
3a	56	Lewis Jolley	RB	North Carolina
3b	75	Solomon Freelon	G	Grambling State
4	84	(Traded to St. Louis)		
5	109	(Traded to Denver)		
6a	134	Joe Bullard	DB	Tulane
6b	136	Elmer Allen	LB	Mississippi
7	162	Eric Hutchinson	DB	Northwestern
8	187	Guy Roberts	LB	Maryland
9	212	Willie Postler	T	Montana
10a	240	Rhett Dawson	WR	Florida State
10b	259	Jimmy Butler	TE	Tulsa
11	264	Ron Evans	T	Baylor
12	290	Willie Rodgers	RB	Jackson St.
13	318	Willie Roberts	DB	Houston
14	343	Gary Crockett	C	Lamar
15	368	(Traded to Pittsburgh)		
16	396	Guy Murdoch	C	Michigan
17	421	Kelly Cochrane	QB	Miami (FL)

Draft Notes

- 2 – Pick traded along with 1973 third round pick (53 overall) for DT Mike Tilleman
- 3b – Pick acquired from Kansas City
- 4 – Pick traded to St. Louis for LB Dave Olerich
- 5 – Pick traded to Denver for Cleo Johnson
- 6b – Pick acquired from Denver
- 15 – Pick traded to Pittsburgh for Worthy McClure

1971

Rd.	Pick	Player	Pos.	College
1	3	Dan Pastorini	QB	Santa Clara
2	31	(Traded to New Orleans)		
3	56	Lynn Dickey	QB	Kansas State
4	81	Larron Jackson	T	Missouri
5	109	Willie Armstrong	RB	Grambling State
6	134	Willie Alexander	DB	Alcorn State
7a	159	Phil Croyle	LB	California
7b	174	Larry Watson	T	Morgan State
8	187	(Traded to Denver)		
9	212	Floyd Rice	TE	Alcorn State
10	237	Russ Price	DE	N. Carolina Central
11	265	Macon Hughes	WR	Rice

Front Office

Coaching Staff

Players

Rookies

2008 Season

Records

HISTORY

Playoff History

Sidelines

ALL-TIME DRAFT SELECTIONS

Front Office

Coaching Staff

Players

Rookies

2008 Season

Records

HISTORY

Playoff History

Sidelines

12	290	John Thompson	G	Minnesota
13	315	Joe Hoing	G	Arkansas Tech
14	343	Dick Adams	DB	Miami (OH)
15	368	Andy Hopkins	RB	Stephen F. Austin
16	393	Moses Denson	RB	Maryland-E. Shore
17	421	Calvin Fox	LB	Michigan State

Draft Notes

- 2 – Pick traded to New Orleans
- 7b – Pick acquired from New York Giants
- 8 – Pick traded to Denver

1970

Rd.	Pick	Player	Pos.	College
1	14	Doug Wilkerson	G	N. Carolina Central
2a	31	Leo Brooks	DT	Texas
2b	40	Bill Dusenberry	RB	Johnson Smith
3	66	(Traded to Cleveland)		
4	92	Spike Jones	P	Georgia
5a	110	Ron Saul	G	Michigan State
5b	118	Ed Duley	DT	Northern Arizona
6	144	Benny Johnson	DB	Johnson Smith
7	170	Charles Olson	DB	Concordia College
8	196	Mike McClish	T	Wisconsin
9	222	Charles Blossom	DE	Texas Southern
10	248	Joe Dawkins	RB	Wisconsin
11	274	Robert Morris	C	Duke
12	300	Richard Dawkins	TE	Johnson Smith
13	326	Jess Lewis	LB	Oregon State
14	352	Claire Rasmussen	G	Wisconsin-Oshkosh
15	378	Dave Sharp	T	Stanford
16		No choice		
17	430	Julian Fagan	P	Mississippi

Draft Notes

- 2a – Pick acquired from Boston
- 3 – Pick traded to Cleveland
- 5a – Pick acquired from Cincinnati
- 16 – Pick used on underclassman (WR Chris Myers, Kenyon)

1969

Rd.	Pick	Player	Pos.	College
1	15	Ron Pritchard	LB	Arizona State
2	40	Jerry LeVias	WR	SMU
3a	65	Elbert Drungo	T	Tennessee St.
3b	78	Rich Johnson	RB	Illinois
4a	93	Charlie Joiner	WR	Grambling
4b	96	Roy Gerela	K	New Mexico St.
5	118	Johnny Peacock	S	Houston
6	143	Willie Grate	WR	S. Carolina St.
7	171	Mike Richardson	RB	SMU
8	196	Glenn Woods	DT	Prairie View
9	221	Ed Watson	LB	Grambling
10a	249	Joe Pryor	TE	Boston College
10b	256	Bob Naponic	QB	Illinois
11	274	Terry May	DE	SMU
12	299	George Resley	DT	Texas A&M
13	327	Richard Pickens	RB	Tennessee
14	352	Roy Don Reeves	DB	South Carolina
15	377	John Tyszkiewicz	G	Chattanooga
16	405	Lloyd Wainscott	LB	Texas
17	430	Hank Autry	C	S. Mississippi

Draft Notes

- 3b – Pick acquired from New York Jets
- 4b – Pick acquired from San Diego
- 10b – Pick acquired from Oakland

1968

Rd.	Pick	Player	Pos.	College
1	22	(Traded to Kansas City)		
2	49	Mac Haik	WR	Mississippi
3	77	Elvin Bethea	DE	N.C. A&T
4	105	Jim Beirne	WR	Purdue
5	133	Bob Longo	TE	Pittsburgh
6	160	(Traded to Cincinnati)		
7	187	Paul Toscano	DB	Wyoming
8	214	(Traded to New York)		
9a	224	Bob Robertson	T	Illinois
9b	240	(Traded to Miami)		
10a	263	Joe Peace	LB	La. Tech
10b	268	Tom Domes	DT	Wisconsin
11	295	Bill Halley	TE	La Verne
12	322	Barry Lischner	RB	Missouri
13	349	Jim Doutsay	RB	LSU
14	376	Rich Stotter	LB	Houston
15	403	(Traded to San Diego)		
16	430	Bob Smith	S	Miami (OH)
17	457	Billy Alsbrook	DB	N.C. College

Draft Notes

- 1 – Pick traded to Kansas City along with QB Jacky Lee and DT Ernie Ladd for QB Pete Beathard
- 6 – Pick traded to Cincinnati
- 8 – Pick traded to New York Jets
- 9a – Pick acquired from Boston
- 9b – Pick traded to Miami
- 10a – Pick acquired from San Diego
- 15 – Pick traded to San Diego

1967

Rd.	Pick	Player	Pos.	College
1a	5	George Webster	LB	Michigan St.
1b	23	Tom Regner	G	Notre Dame
2a	30	Bob Davis	QB	Virginia
2b	49	Roy Hopkins	RB	Texas Southern
3	56	Larry Carwell	CB	Iowa State
4	86	Carol Stith	DT	Nebraska
5a	111	Pete Johns	S	Tulane
5b	118	Willie Parker	DT	Ark. AM&N
5c	127	Zeke Moore	CB	Lincoln
6	136	Pete Barnes	LB	Southern
7	164	Ed Carrington	TE	Virginia
8a	189	Johnny Brunson	RB	Benedict
8b	201	Sharon Washington	WR	NE Missouri
9	214	Ken Houston	S	Prairie View
10a	242	Woody Campbell	RB	Northwestern
10b	261	Tim Sheehan	C	Stanford
11	267	Harold Decker	DE	Kalamazoo
12	292	(Traded to Buffalo)		
13	319	(Traded to Buffalo)		
14	345	Henry Hailstock	G	Lincoln
15	370	Marvin McQueen	LB	Mississippi
16	398	Ray Keeling	K	Samford
17	423	Larry Lee	WR	Texas A&M

Draft Notes

- 1b – Pick acquired from Dallas along with second round pick (49 overall) and two fifth round picks (118 and 127 overall) for T Ralph Neely
- 2b – Pick acquired from Dallas (see 1b)
- 5b – Pick acquired from Dallas (see 1b)
- 5c – Pick acquired from Dallas (see 1b)
- 8b – Pick acquired from Oakland
- 10b – Pick acquired from Kansas City for C Wayne Frazier in 1966
- 12 – Pick traded to Buffalo
- 13 – Pick traded to Buffalo

1966 Redshirt Draft

Rd.	Pick	Player	Pos.	College
1		Tom Fisher	LB	Tennessee
2		Tim Van Galder	QB	Iowa State
3		Ralph Dunlop	T	Baylor
4		Bill Davis	QB	Lamar Tech
5		Richard Gover	T	Virginia State
6		John Gary	T	Grambling
7		Clyde Pettaway	T	N.C. A&T
8		Roger Marshall	QB	Baylor
9		Lee Garner	LB	Mississippi
10		Dan Goich	T	California
11		Charles Arkwright	T	Georgia

1966

Rd.	Pick	Player	Pos.	College
1		Tommy Nobis	LB	Texas
2		Stan Hindman	G	Mississippi
3		George Rice	DT	LSU
4		George Allen	W	Texas St.
5		Hoyle Granger	FB	Miss. State
6		Dave Long	E	Iowa
7		Hartwell Menefee	DB	New Mexico St.
8		Dan Bland	DB	Miss. State
9		Dick Suffell	DB	SW Texas St.
10		Wilbur Aylor	G	SW Texas St.
11		Monty Ledbetter	E	NW Louisiana
12		Harry Day	E	Memphis St.
13		Fred Zimmerman	LB	Toledo
14		Butch Lince	T	North Dakota
15		Tommy Dillard	T	Austin Peay
16		Steve Smith	E	Michigan
17		Lyle Loebach	T	Simonson
18		Ed Buzzell	QB	Ottawa
19		Frank Fuller	T	Drake
20		Dave Odegaard	T	Bemidji State

ALL-TIME DRAFT SELECTIONS

1965 Redshirt Draft

Rd.	Pick	Player	Pos.	College
1		Donny Anderson	HB	Texas Tech
2		Glen Ray Hines	T	Arkansas
3		Mike Shinn	E	Kansas
4		Ollie Cordill	QB	Memphis St.
5		Jerry Crumpler	T	Missouri
6		(Pick to Oakland)		
7		Leo Lowery	FB	Texas Tech
8		Len Sears	T	South Carolina
9		Tom Bleick	HB	Georgia Tech
10		George Hafner	QB	McNeese St.
11		Bill Anderson	QB	Tulsa
12		Harlan Lane	E	Baylor

1965

Rd.	Pick	Player	Pos.	College
1		Lawrence Elkins	E	Baylor
2a		Malcolm Walker	C	Rice
2b		Ralph Neely	T	Oklahoma
3		Ernie Koy	HB	Texas
4		Bobby Maples	LB	Baylor
5		Frank Molden	T	Jackson St.
6		Dennis Murphy	T	Florida St.
7		(Pick to Kansas City)		
8a		Ray Ogden	HB	Alabama
8b		Roy Hilton	LB	Lackson St.
9		George Kinney	DT	Wiley
10		Maxi Williams	G	SE Louisiana
11		(Pick to Oakland)		
12		Bob Reed	G	Tennessee St.
13		Bob Felts	HB	Florida A&M
14		Norman Evans	T	TCU
15		Tony Guillory	LB	Lamar Tech
16		Junior Coffey	RB	Washington
17		Jim Grisham	FB	Oklahoma
18a		Russ Mundy	FB	W. Texas St.
18b		Russell Wayt	LB	Rice
19		Frank Fox	T	Sam Houston St.
20		Gus Brezina	G	Houston

Draft Notes

- 2b – Pick acquired from Boston
- 7 – Pick traded to Kansas City
- 8b – Pick acquired from Oakland
- 11 – Pick traded to Oakland

1964

Rd.	Pick	Player	Pos.	College
1	6	Scott Appleton	DT	Texas
2a	9	Charley Taylor	HB	Arizona State
2b	14	Billy Truax	E	LSU
3	22	Bobby Crenshaw	G	Baylor
4	30	Ode Burrell	HB	Mississippi St.
5a	33	John Varnell	DT	West Texas St.
5b	38	Sid Blanks	HB	Texas A&I
6	46	Dave Wilcox	DE	Oregon
7	54	(Traded to Denver)		
8	62	Ezell Seals	HB	Prairie View
9	70	Jerry Burton	HB	NW Louisiana
10	78	Sammy Odeom	LB	NW Louisiana
11	86	Owen Dejanovich	G	Arizona State
12	94	Benny Nelson	DB	Alabama
13	102	(Traded to Kansas City)		
14	110	Ken Henson	C	TCU
15	118	Pat Crain	FB	Clemson
16	126	Bill Munson	QB	Utah State
17	134	Dick Leuwenburg	T	Stanford
18	142	Bob Nichols	T	Stanford
19	150	Carl Robinson	T	Prairie View
20	158	Pete Jaquess	DB	E. New Mexico
21	166	Jerry Cole	E	SW Texas St.
22	174	Ed Kessler	FB	North Carolina
23	182	Jim Whitehead	T	Georgia
24	190	John Garrett	LB	Oklahoma
25	198	Dick Bowe	T	Rice
26	206	Alex Zenko	T	Kent State

Draft Notes

- 2a – Pick acquired from Denver
- 5a – Pick acquired from Denver
- 7 – Pick traded to Denver
- 13 – Pick traded to Kansas City

1963

Rd.	Pick	Player	Pos.	College
1	6	Danny Brabham	LB	Arkansas
2	15	Don Estes	T	LSU
3	22	Jerry Cook	HB	Texas
4a	25	Lee Roy Caffey	LB	Texas A&M
4b	31	Jerry Hopkins	C	Texas A&M
5a	33	Homer Jones	RB	Texas Southern
5b	38	Don Chuy	T	Clemson
6	47	Lionel Aldridge	DE	Utah State
7	54	Johnny Baker	LB	Miss. State
8	63	Jim Burson	HB	Auburn
9	70	Ed Burke	T	Notre Dame
10	78	(Traded to Denver)		
11a	84	Tom Brown	G	Pittsburgh
11b	86	(Traded to Boston)		
12	95	(Traded to Oakland)		
13	102	(Traded to Oakland)		
14	111	Don Trull	QB	Baylor
15	118	No choice		
16	127	Rex Benson	T	Miami
17	134	Jerry Griffin	E	La. Tech
18	143	Paul Lea	HB	Oklahoma
19	150	Bob Hoover	HB	Florida
20	159	Wayne Lee	C	Oklahoma
21	166	Staley Faulkner	T	Texas
22	175	Sam Byer	LB	Texas A&M
23	182	Gene Raesz	E	Rice
24	191	Bob Burton	T	Grambling
25	198	Gary Kaltenbach	T	Pittsburgh
26	207	Dave Thesen	HB	Nebbraska
27	214	Al Hildebrand	T	Stanford
28	223	Tim Stein	C	Miami (OH)
29	230	Oliver Ross	T	W. Texas St.

Draft Notes

- 4a – Pick acquired from Oakland
- 5a – Pick acquired from Oakland
- 10 – Pick traded to Denver
- 11a – Pick acquired from Buffalo
- 11b – Pick traded to Boston
- 12 – Pick traded to Oakland
- 13 – Pick traded to Oakland
- 15 – Pick used on underclassman (HB Joe Don Looney, Oklahoma)

1962

Rd.	Pick	Player	Pos.	College
1	15	Ray Jacobs	DT	Howard Payne
2	15	Earl Gros	FB	LSU
3	23	Pete Case	T	Georgia
4a	30	Gary Cutsinger	DE	Oklahoma St.
4b	31	(Traded to San Diego)		
5	39	Bill Rice	E	Alabama
6	47	Ray Pinion	G	TCU
7	55	Gus Gonzales	G	Tulane
8	63	Clyde Brock	DT	Utah St.
9	71	Larry Onesti	LB	Northwestern
10	79	Bob Moses	E	Texas
11	87	John Thomas	G	McMurry
12	95	Jack Collins	HB	Texas
13	103	Royce Cassell	E	New Mexico St.
14	111	Glynn Griffing	QB	Mississippi
15	119	Ken Shaffer	T	Marquette
16	127	Bill Ray Adams	FB	Mississippi
17	135	Bill Miller	DT	N.M. Highlands
18	143	Art Perkins	HB	N. Texas St.
19	151	Bobby Jancik	DB	Lamar Tech
20	159	Joe Bob Isbell	G	Houston
21	167	Roland Jackson	FB	Rice
22	175	Ken Bolin	HB	Houston
23	183	Bill Van Buren	C	Iowa
24	191	Boyd Melvin	T	Northwestern
25	199	Bob Johnson	T	Rice
26	207	Harold Hays	G	Miss. Southern
27	215	Roger McFarland	HB	Kansas
28	223	Gary Henson	E	Colorado
29	231	Ron Osborne	T	Clemson
30	239	Bob Clement	HB	Pittsburgh
31	247	Al Kimbrough	HB	Northwestern
32	255	Bernard Wyatt	HB	Iowa
33	263	Al Lerderle	E	Georgia Tech
34	271	Don Talbert	T	Texas

Draft Notes

- 4a – Pick acquired from Boston
- 4b – Pick traded to San Diego

Front Office

Coaching Staff

Players

Rookies

2008 Season

Records

HISTORY

Playoff History

Sidelines

ALL-TIME DRAFT SELECTIONS

Front Office

Coaching Staff

Players

Rookies

2008 Season

Records

HISTORY

Playoff History

Sidelines

1961

Rd.	Pick	Player	Pos.	College
1		Mike Ditka	E	Pittsburgh
2		Tom Goode	C	Mississippi St.
3		Walter Suggs	T	Mississippi St.
4		Bobby Walden	HB	Georgia
5		Monte Lee	LB	Texas
6		Jake Gibbs	QB	Mississippi
7		Dick Reynolds	T	N.C. State
8		Houston Antwine	G	So. Illinois
9		Ralph White	T	Bowling Green
10		Charles Lee	C	Iowa
11		Robert Bird	G	Bowling Green
12		Bob McLeod	E	Abil. Christian
13		Gerald Hinton	G	La. Tech
14		Jimmy King	T	Clemson
15		Dennis Ferriter	C	Marquette
16		Larry Wood	HB	Northwestern
17		Sam Fewell	T	South Carolina
18		Mike Grimsley	HB	Michigan St.
19		Myron Pearson	HB	Colorado
20		Lewis Johnson	HB	Florida A&M
21		Ron Miller	QB	Wisconsin
22		Bob Kelly	E	New Mexico St.
23		James Anderson	FB	Mississippi
24		Ken Gregory	E	Whittier
25		Jack Kreider	HB	Tulsa
26		Don Fuell	QB	Miss. Southern
27		Boyd King	C	Rice
28		John Frongillo	C	Baylor
29a		Tom Lewis	E	Lake Forest
29b		Errol Linden	DE	Houston
30		Jim Stroud	T	Rice

Draft Notes

- 29a – Pick acquired from N.Y. Titans

1960

First Selections

Player	Pos.	College
Peter Arena	G	Northwestern
Dick Bass	HB	Pacific W.
William Bohler	T	St. Ambrose
Larry Cadwell	T	Louisville
Billy Cannon	HB	LSU
Doug Cline	LB	Clemson
DeJustice Coleman	HB	Illinois
Bob Crandall	HB	New Mexico
Cleatus Drinnon	C	Hardin-Simmons
John Gremer	G	Illinois

George Herring	T	N. Texas St.
Don Hitt	C	Oklahoma St.
Steve Johnson	QB	Pepperdine
John Lands	E	Montana
Jacky Lee	QB	Cincinnati
Bruce Maher	HB	Detroit
Don Mattson	T	USC
Mike McGee	G	Duke
Hugh McClinis	E	Mississippi St.
Max Messner	T	Cincinnati
George Mulholland	E	New Mexico St.
Gary O'Steen	HB	Alabama
Gene Prebola	E	Boston Univ.
Palmer Pyle	T	Michigan St.
William Roach	T	TCU
Christian Simms	E	Rutgers
Phillip Snowden	QB	Missouri
Don Underwood	T	McNeese St.
Duane Whetstone	FB	George Washington
Bob White	FB	Ohio State
Mauri Youmans	T	Syracuse

Second Selections

Player	Pos.	College
Clair Branch	RB	Texas
Dave Chamberlain	HB	Miami (OH)
Stan Fanning	DE	Idaho
Don Cochran	T	Alabama
Jim Glasgow	T	Jackson St.
Dave Graham	E	Virginia
Bob Haas	HB	Missouri
Lowell Hughes	QB	Kent State
Dale Johanson	T	Augustana
Jim Marshall	DT	Ohio State
Ron Morrison	T	New Mexico
Jerry Muennink	C	Texas
Paul Oglesby	T	UCLA
John Peppercorn	E	Kansas
Bob Peterson	C	Oregon
Bob Talamini	G	Kentucky
Bob Towns	E	Georgia
Bob Wasden	E	Auburn
Jim Welch	HB	SMU
Jim Wolff	HB	Panhandle A&M

FREE AGENCY HISTORY

1989

Plan B

Players Signed (7)

FB Carl Byrum (Buffalo)
DE Mark Garalczyk (Jets)
WR Kenny Jackson (Philadelphia)
TE Calvin Magee (Tampa Bay)
LB Matt Monger (Jets)
DE/TE Colin Scotts (Arizona)
C/G George Yarno (Atlanta)

Players Lost (13)

DE Robert Banks (Cleveland)
S Keith Bostic (Indianapolis)
LB Toby Caston (Detroit)
LB Kurt Crain (Green Bay)
T John Davis (Buffalo)
WR Willie Drewrey (Tampa Bay)
LB Mark Dusbabek (Minnesota)
QB Brent Pease (Miami)
RB Spencer Tillman (San Francisco)
T David Viaeane (New England)
FB Ray Wallace (Pittsburgh)
T Doug Williams (Seattle)
TE Jamie Williams (San Francisco)

1990

Plan B

Players Signed (8)

S David Arnold (Pittsburgh)
WR Bernard Ford (Dallas)
WR Carl Harry (Washington)
DE Ezra Johnson (Indianapolis)
S Terry Kinard (Giants)
S Leander Knight (Jets)
WR Geral McNeil (Cleveland)
G Tommy Robinson (Atlanta)

Players Lost (7)

S Jeff Donaldson (Chiefs)
S Tracey Eaton (Arizona)
FB Tracy Johnson (Atlanta)
TE Bob Mrosko (Giants)
DE Anthony Spears (Dallas)
TE Chris Verhulst (Denver)
C/G George Yarno (Green Bay)

1991

Plan B

Players Signed (7)

DE Robert Banks (Cleveland)
S Eric Bergeson (Atlanta)

LB Rick Graf (Miami)
S John Hagy (Buffalo)
WR Richard Johnson (Detroit)
WR Cedric Jones (New England)
RB Kerry Porter (Denver)

Players Lost (4)

CB Steve Brown (San Francisco)
RB Victor Jones (New England)
S Brett Tucker (Buffalo)
K Tony Zendejas (Los Angeles)

1992

Plan B

Players Signed (3)

CB Jerry Gray (Los Angeles)
WR Jeff Query (Green Bay)
RB Spencer Tillman (San Francisco)

Players Lost (4)

LB Eric Fairs (Buffalo)
WR Drew Hill (Atlanta)
WR Alex Johnson (New England)
WR Tony Jones (Atlanta)

1993

Players Signed (2)

WR Willie Drewrey (Tampa Bay)
LB Robert Lyles (Atlanta)

Players Lost (3)

LB Rick Graf (Washington)
CB Jerry Gray (Tampa Bay)
T Don Maggs (Denver)

1994

Players Signed (5)

TE Pat Carter (Rams)
P Rich Camarillo (Arizona)
QB Sean Salisbury (Minnesota)
DE Kenny Davidson (Pittsburgh)
RB Todd McNair (Kansas City)

Players Lost (3)

DE William Fuller (Philadelphia)
DE Sean Jones (Green Bay)
P Greg Montgomery (Detroit)

1995

Players Signed (5)

QB Chris Chandler (Rams)
KR Mel Gray (Detroit)
C Mark Stepnoski (Dallas)
T Irv Eatman (Atlanta)
WR Derek Russell (Denver)

Players Lost (5)

LB Lamar Lathon (Carolina)
S Bo Orlando (San Diego)
DE Tim Roberts (New England)
G Bill Schultz (Denver)
RB Lorenzo White (Cleveland)

1996

Players Signed (4)

WR Willie Davis (Kansas City)
RB Ronnie Harmon (San Diego)
S Rafael Robinson (Seattle)
P Reggie Roby (Tampa Bay)

Players Lost (1)

LB Eddie Robinson (Jacksonville)

1997

Players Signed (2)

QB Dave Krieg (Chicago)
LB Lonnie Marts (Tampa Bay)

Players Lost (2)

LB Michael Barrow (Carolina)
CB Cris Dishman (Washington)

1998

Players Signed (3)

TE Jackie Harris (Tampa Bay)
P Craig Henrich (Green Bay)
WR Yancey Thigpen (Pittsburgh)

Players Lost (1)

G Kevin Donnalley (Miami)

1999

Players Signed (5)

DT Jason Fisk (Minnesota)
DT Mike Jones (New England)
FB Lorenzo Neal (Tampa Bay)
QB Neil O'Donnell (Cincinnati)
DE Mike Frederick (Jets)

Players Lost (3)

DE Anthony Cook (Washington)
C Mark Stepnoski (Dallas)
DT Gary Walker (Jacksonville)

2000

Players Signed (2)

LB Randall Godfrey (Dallas)
T Fred Miller (St. Louis)

Players Lost (5)

LB Joe Bowden (Dallas)
LB Doug Colman (Oakland)
S Anthony Dorsett (Oakland)
TE Jackie Harris (Dallas)
T Jon Runyan (Philadelphia)

2001

Players Signed (2)

K Joe Nedney (Carolina)
CB DeRon Jenkins (San Diego)

Players Lost (2)

DE Kenny Holmes (N.Y. Giants)
CB Denard Walker (Denver)

2002

Players Signed (4)

S Lance Schulters (San Francisco)
FB Greg Comella (N.Y. Giants)
C Jeff Smith (Jacksonville)
RB Robert Holcombe (St. Louis)

Players Lost (4)

DT Jason Fisk (San Diego)
DT Josh Evans (N.Y. Jets)
LB Greg Favors (Indianapolis)
C Kevin Long (Jacksonville)

2003

Players Signed (0)

Players Lost (5)

WR Kevin Dyson (Carolina)
DT John Thornton (Cincinnati)
CB Dainon Sidney (Buffalo)
CB Donald Mitchell (Dallas)
S Rich Coady (Indianapolis)

2004

Players Signed (0)

Players Lost (2)

DE Jevon Kearse (Philadelphia)
DT Robaire Smith (Houston)

2005

Players Signed (1)

DE Kyle Vanden Bosch (Arizona)

Players Lost (4)

RB Antowain Smith (New Orleans)
WR Eddie Berlin (Chicago)
CB Andre Dyson (Seattle)
TE Shad Meier (New Orleans)

2006

Players Signed (4)

WR David Givens (New England)
S Chris Hope (Pittsburgh)
C Kevin Mawae (N.Y. Jets)
LB David Thornton (Indianapolis)

Players Lost (4)

LB Rocky Boiman (Dallas)
C Justin Hartwig (Carolina)
LB Brad Kassell (N.Y. Jets)
S Tank Williams (Minnesota)

2007

Players Signed (6)

LB Ryan Fowler (RFA-Dallas)
WR Justin Gage (Chicago)
CB Nick Harper (Indianapolis)
CB Kelly Herndon (Seattle)
QB Tim Rattay (Tampa Bay)
S Bryan Scott (New Orleans)

Players Lost (3)

WR Drew Bennett (St. Louis)
DT Robaire Smith (Cleveland)
WR Bobby Wade (Minnesota)

2008

Players Signed (7)

TE Dwayne Blakley (Atlanta)
CB Chris Carr (RFA-Oakland)
TE Al Crumpler (Atlanta)
DE Jevon Kearse (Philadelphia)
WR Justin McCareins (N.Y. Jets)
OT Jake Scott (Indianapolis)
LB Josh Stamer (Buffalo)

Players Lost (8)

G Jacob Bell (St. Louis)
RB Chris Brown (Houston)
LB Gilbert Gardner (Detroit)
TE Ben Hartsock (Atlanta)
DE Travis LaBoy (Arizona)
DE Antwan Odom (Cincinnati)
DT Randy Starks (Miami)
TE Ben Troupe (Tampa Bay)

2009

Players Signed (5)

CB DeMarcus Faggins (Houston)
DT Jovan Haye (Tampa Bay)
WR Mark Jones (Carolina)
QB Patrick Ramsey (Denver)
WR Nate Washington (Pittsburgh)

Players Lost (6)

CB Chris Carr (Baltimore)
DT Albert Haynesworth (Washington)
WR Brandon Jones (San Francisco)
CB Eric King (Detroit)
T Daniel Loper (Detroit)
QB Chris Simms (Denver)

ALL-TIME COACHES ROSTER

Front Office

Coaching Staff

Playoffs

Rookies

2008 Season

Records

HISTORY

Playoff History

Sidelines

Andrus, Bart1997-99, 2008
 #Armstrong, Neill1962-63
 Baggett, Charlie1993-94
 Baugh, Sammy1964-65
 Beatty, Bruce1973
 Beightol, Larry1995
 Bettis, Tom1986-87, '93-94
 #Biles, Ed1974-80, '81-83
 Boghosian, Sam1974-75
 Bourgeois, Andy1973-83
 Breaux, Don1972
 Brown, Greg1997-98
 Bugel, Joe1977-80
 Burke, Matt2006-08
 Bush, Frank1992-94
 Byner, Earnest2008-09
 Callahan, Ray1981-82
 Campbell, Hugh1984-85
 Carpenter, Lew1973-74
 #Cecil, Chuck2001-09
 Childress, Joe1966-70
 *Chow, Norm2005-07
 Conkright, W.F. "Red"1963-64
 *Coury, Dick1994-96
 Cunningham, Gunther2001-03
 *Dalton, O. Kay1983-84
 Devlin, John1984-85
 Devore, Hugh1966-70
 Dickson, George1971
 Dry, F.A.1966-70
 Durden, Earnel1973
 #Eddy, Jim1990-92
 Ettinger, John1964
 *Faraigalli, Joe1985
 \$Fisher, Jeff1994-09
 Gaines, Gene1984-85
 Galat, Joe1981
 Galbraith, Marty2005-09
 Gambold, Bob1978-82
 Gilbert, O'Neill1997-99
 *Gilbride, Kevin1989-94
 Gillman, Sid1973-74
 #Glanville, Jerry1984-89
 Graves, Fred2007-09
 Gray, Jerry1997-00
 Hauck, Tim2009
 *Heimerdinger, Mike 2000-04, '08-09

Helton, Kim1987-89
 Henning, Dan1972
 Henshaw, George1997-05
 *Hill, King1971-80
 Houston, Ken1982-85
 Huff, Gary1986
 Hughes, Ed1971
 Ivy, Frank "Pop"1962-63
 Jackson, Milt1986-88
 James, Ned2002-05
 *Jamieson, Dick1986-87
 Johnson, Craig2000-09
 Jones, June1987-88
 Jones, Ronnie1993
 Lemm, Wally1960-61, '66-70
 Lemmerman, Bruce1984-85
 Loggains, Dowell2008-09
 Lowry, Alan1996-09
 Madro, Joe1972-74
 McCalmon, Miller1986-87
 McCullough, Ken1976
 McFadin, "Bud" Lewis1966-70
 McGinnis, Dave2004-09
 Miller, Burnie1971-73
 Munchak, Mike1995-09
 #Nolan, Dick1981
 Norris, Rex1985-98
 Novak, Frank1989-94
 Padilla, Bob1984-85
 Palmer, Chris1990-92
 Pardee, Jack1990-94
 Peccatiello, Larry1972-75
 Pendergast, Clancy1995
 Perry, Rod1995-96
 Peterson, Bill1972-73
 Pettibon, Richie1974-77
 #Phillips, O.A. "Bum"1974-80
 Phillips, Wade1976-80
 Pritts, Elijah1981-83
 Polsfoot, Fran1968-71, 75-76
 Purnell, Russ1995-98
 Rapp, Vic1983
 Reese, Floyd1986-89
 *Rhome, Jerry1995-96
 Rice, George1975-76
 Roberts, Al1984-85
 Robertson, Marcus2007-09

Robinson, Wayne1966-67
 #Ryan, Buddy1993
 Rymkus, Lou1960-61, '65
 Saban, Nick1988-89
 #*Schlinkman, Walt1960-63,
 1965-71, 1976
 #Schwartz, Jim1999-08
 Selcer, Dick1981-82
 Sherman, Ray1988-89, 2005-06
 *Shipp, Ken1977-78
 Shively, Doug1986-89
 *Shofner, Jim1981-82
 #Sidwell, Steve1995-96
 Simmons, Warren1996
 Simpson, Jackie1972
 Smith, Jerry1972
 Smith, Richard1988-92
 Smith, Sherman1995-07
 Speedie, Mac1960-61
 Spencer, Joe1961-65
 Stanley, Jim1990-94
 Staub, Ralph1982-83
 Steber, John1964
 *Steckel, Les1995-99
 Rayna Stewart2009
 #Studley, Chuck1983
 Taylor, Hugh "Bones"1964-65
 Thomas, Pat1990-92
 Vinklark, Ronnie2000
 #Wallner, Fred1960-61
 Walsh, Bill1983-86
 Walters, Steve1999-05
 Washburn, Jim1999-09
 Watterson, Steve1988-09
 Wessman, Richie2009
 #Williams, Gregg1993-00
 Withers, Everett2001-06
 Woolley, Joe1973-75
 Young, Bob1990-94
 Young, John Paul1978-80
 Yowarsky, Walt1971
 Zernhelt, John2006-09
 Zwahlen, Ernie1971

*Indicates Offensive Coordinator
 # Indicates Defensive Coordinator
 \$ Indicates Head Coach

ALL-TIME HEAD COACHES SUMMARY

COACH	YEARS	WON	LOST	TIED	PCT.	PTS.	ALLOWED
Lou Rymkus*	1960-61	12	7	1	.625	546	414
Wally Lemm	1961, 1966-70	38	40	4	.487	1,785	1,702
Frank "Pop" Ivy	1962-63	17	12	0	.586	706	662
Sammy Baugh	1964	4	10	0	.285	310	355
Hugh "Bones" Taylor	1965	4	10	0	.285	298	429
Ed Hughes	1971	4	9	1	.321	251	330
Bill Peterson**	1972-73	1	18	0	.052	241	553
Sid Gillman	1973-74	8	15	0	.347	358	556
O.A. "Bum" Phillips	1975-80	59	38	0	.608	1,857	1,741
Ed Biles***	1981-83	8	23	0	.258	526	774
Chuck Studley	1983	2	8	0	.200	179	286
Hugh Campbell****	1984-85	8	22	0	.266	487	787
Jerry Glanville	1985-89	35	35	0	.500	1,535	1,637
Jack Pardee#	1990-94	44	35	0	.556	1,771	1,418
Jeff Fisher##	1994-2008	133	108	0	.552	5,162	4,978
TOTALS	1960-2008	377	390	6	.492	16,012	16,622
(includes postseason)							

* Released after five games in 1961
 ** Released after five games in 1973
 *** Resigned after six games in 1983

****Released after 14 games in 1985
 # Released after 10 games in 1994
 ## Took over after 10 games in 1994

A

56 **Abraham, Robert**, LB, N.C. State, 1982-87
 67 **Ackerman, Tom**, G, E. Washington, 2002-03
 86 **Akiu, Mike**, WR, Hawaii, 1985-86
 95/88 **Aldridge, Allen**, DE, Prairie View, 1971-72
 79 **Aldridge, Kevin**, DE/DT, S. Methodist, 2002
 36 **Aldridge, Melvin**, S, Murray State, 1993
 38 **Alexander, Dan**, RB/FB, Nebraska, 2001
 19 **Alexander, Willie**, CB, Alcorn A&M, 1971-79
 76/80 **Allen, Dalva**, DE, Houston, 1960-61
 31 **Allen, Gary**, RB, Hawaii, 1982
 73 **Allen, George**, DT, W. Texas State, 1966-67
 29 **Allen, Patrick**, CB, Utah State, 1985-90
 56 **Allred, Colin**, LB, Baylor, 2007-08
 76 **Alm, Jeff**, DT, Notre Dame, 1990-93
 84/82 **Alston, Mack**, TE, Maryland State, 1973-76
 54/64 **Amano, Eugene**, C, SE Missouri State, 2004-08
 12 **Amato, Ken**, LS, Montana State, 2003-08
 12 **Amundson, George**, RB, Iowa State, 1973-74
 14 **Anderson, Billy**, QB, Tulsa, 1967
 1 **Anderson, Gary**, K, Syracuse, 2003-04
 22 **Anderson, Herbie**, CB, Texas A&I, 1991
 83 **Anderson, Warren**, WR, W. Virginia St., 1978
 70 **Appleton, Scott**, DT, Texas, 1964-66
 22 **Archie, Mike**, RB, Penn State, 1996-98
 39 **Armstrong, Adger**, RB, Texas A&M, 1980-82
 86 **Arnold, Walt**, TE, New Mexico, 1982-83
Atchason, Jack, TE, W. Illinois, 1960
 48 **Atkins, Bob**, S, Grambling, 1970-75
 96 **Atkins, James**, DT, Virginia Union, 2002-03
 61 **Autry, Hank**, C, So. Mississippi, 1969-70
 42 **Avery, Steve**, FB, No. Michigan, 1989

B

33 **Babb, Gene**, LB, Austin College, 1962-63
 80/11 **Bailey, Harold**, WR, Oklahoma St., 1981-83
 82 **Bailey, Mario**, WR, Washington, 1992
 18 **Baker, Ed**, QB, Lafayette, 1972
 75 **Baker, Jesse**, DE, Jacksonville St. (AL), 1979-87
 84 **Baker, Johnny**, LB, Mississippi St., 1963-66
 12/18 **Baker, Melvin**, WR, Texas Southern, 1972
 98 **Ball, Dave**, DE, UCLA, 2008
 40 **Banfield, Tony**, CB, Oklahoma St., 1960-65
 36 **Banks, Chuck**, FB, W. Virginia Tech, 1987
 97 **Banks, Robert**, DE, Notre Dame, 1988
 49/86 **Barber, Mike**, TE, Louisiana Tech, 1976-81
 28 **Barclay, Chris**, RB, Wake Forest, 2007
 58 **Barnes, Pete**, LB, Southern, 1967-68
 22/32 **Barnes, Tomur**, CB, North Texas, 1994-97
 56/51 **Barrow, Micheal**, LB, Miami (FL), 1993-96
 27 **Bass, Glen**, WR, East Carolina, 1967-68
 63 **Baumgartner, Steve**, DE, Purdue, 1977-79
 11 **Beathard, Pete**, QB, USC, 1967-69
 78 **Beams, Byron**, DT, Notre Dame, 1961
 17 **Beck, Braden**, K, Stanford, 1971
 24 **Beckham, Tony**, CB, Wisconsin-Stout, 2002-05
 81/88 **Beirne, Jim**, WR, Purdue, 1968-73, 1975-76
 33 **Bell, Billy**, CB, Lamar, 1989
 60 **Bell, Jacob**, G/T, Miami (OH), 2004-07
 57 **Belotti, George**, C, USC, 1960-61
 13/19 **Bennett, Drew**, WR, UCLA, 2001-06
 52/50/51 **Benson, Duane**, LB, Hamline, 1974-76
 82 **Berlin, Eddie**, WR, N. Iowa, 2001-04
 83 **Bergey, Bruce**, DT, UCLA, 1971
 65 **Bethea, Elvin**, DE, N. Carolina A&T, 1968-83
 4 **Beverly, David**, P, Auburn, 1974
 82 **Billingsley, Ron**, DT, Wyoming, 1971-72
 54 **Bingham, Gregg**, LB, Purdue, 1973-84
 2 **Birdsong, Craig**, S, N. Texas State, 1987
 21 **Bironas, Rob**, K, Georgia Southern, 2005-08
 23 **Bishop, Blaine**, S, Ball State, 1993-01
 66/63 **Bishop, Sonny**, G, Fresno State, 1964-69
 27 **Blahak, Joe**, S, Nebraska, 1973

84 **Blakley, Dwayne**, TE, Missouri, 2008
 16 **Blanda, George**, QB, Kentucky, 1960-66
 42 **Blanks, Sid**, RB, Texas A&I, 1964-68
 52 **Bockwoldt, Colby**, LB, Brigham Young, 2006
 50 **Boiman, Rocky**, LB, Notre Dame, 2002-05
 33 **Booker, Michael**, CB, Nebraska, 2000-01
 25 **Bostic, Keith**, S, Michigan, 1983-88
 37 **Botchan, Ron**, LB, Occidental, 1961
 77 **Boucher, Scott**, G, N.E. Louisiana*, 1987
 58/59 **Bowden, Joe**, LB, Oklahoma, 1992-99
 52 **Boyette, Garland**, LB, Grambling, 1966-72
 85 **Brabham, Danny**, LB, Arkansas, 1963-67
 10 **Bradshaw, Craig**, QB, Utah State, 1980
 58 **Brantley, John**, LB, Georgia, 1989
 52 **Brazile, Robert**, LB, Jackson State, 1975-84
 21 **Brezina, Bobby**, RB, Houston, 1963
 92 **Briehl, Tom**, LB, Stanford, 1985-8
 83 **Broadnax, Jerry**, TE, Southern, 1974
 88 **Brooks, Billy**, WR, Oklahoma, 1981
 73 **Brooks, Leo**, DT, Texas-Austin, 1970-72
 29 **Brown, Chris**, RB, Colorado, 2003-07
 22 **Brown, Don**, RB, Houston, 1960
 31/33 **Brown, Gary**, RB, Penn State, 1991-95
 84 **Brown, Larry**, TE, Georgia, 1999-00
 17/89 **Brown, Reggie**, WR, Alabama State, 1993-94
 27 **Brown, Sonny**, S, Oklahoma, 1987
 24 **Brown, Steve**, CB, Oregon, 1983-90
 22 **Brown, Tony**, CB, Fresno State, 1992-93
 97 **Brown, Tony**, DT, Memphis, 2006-08
 38 **Bryant, Domingo**, S, Texas A&M, 1987-88
 81 **Bryant, Steve**, WR, Purdue, 1982-84
 53 **Bulluck, Keith**, LB, Syracuse, 2000-08
Burke, Edward, G, Notre Dame, 1964
 25 **Burrill, Ode**, RB, Mississippi State, 1964-69
 00 **Burrough, Ken**, WR, Texas Southern, 1971-81
 68 **Burton, Al**, DE, Bethune-Cookman, 1976
 94 **Burton, Kendrick**, DE, Alabama, 1996
 94 **Bush, Frank**, LB, N.C. State, 1985-86
 87 **Butler, Jim**, TE, Tulsa, 1972
 2 **Butler, Skip**, K, Texas-Arlington, 1972-77
 35 **Butts, Marion**, RB, Florida State, 1995
 83 **Byrd, Isaac**, WR, Kansas, 1997-99
 71 **Byrd, Richard**, DT, So. Mississippi, 1985-89

C

40 **Cain, Jeremy**, FB/LS, Massachusetts, 2007
 79 **Caldwell, Bryan**, DE, Arizona State, 1984
 87 **Calico, Tyron**, WR, Middle Tenn. St, 2003-05
 54 **Calmus, Rocky**, LB, Oklahoma, 2002-04
 16 **Camarillo, Rich**, P, Washington, 1994-95
 34 **Campbell, Earl**, RB, Texas, 1978-84
 35 **Campbell, Woody**, RB, Northwestern, 1967-71
 20 **Cannon, Billy**, RB, Louisiana State, 1960-63
 14 **Carlson, Cody**, QB, Baylor, 1987-94
 26 **Carpenter, Rob**, RB, Miami (OH), 1977-81
 29 **Carr, Chris**, DB, Boise State, 2008
 63 **Carr, Levert**, T, No. Central State, 1972-73
 53 **Carrell, John**, LB, Texas Tech, 1966
 88 **Carrington, Ed**, TE, Virginia, 1969
 63 **Carroll, Ronnie**, G/DT, Sam Houston St, 1974-75
 82 **Carson, John**, TE, Georgia, 1960
 63/58 **Carter, Kevin**, C, W. Kentucky, 1977-84
 93 **Carter, David**, DE, Florida, 2001-04
 46/85 **Carter, Pat**, TE, Florida State, 1994
 41 **Carwell, Larry**, CB, Iowa State, 1967-68
 87 **Casper, Dave**, TE, Notre Dame, 1980-83
 88 **Caster, Rich**, WR, Jackson State, 1978-80
 56/90 **Caston, Toby**, LB, Louisiana State, 1987-88
 51 **Caveness, Ron**, LB, Arkansas, 1966-68
 5 **Cecil, Chuck**, S, Arizona, 1995
 57 **Chamberlin, Frank**, LB, Boston College, 2000-02
Chancellor, Ken, C, Houston, 1964
 12 **Chandler, Chris**, QB, Washington, 1995-96

Front Office

Coaching Staff

Players

Rookies

2008 Season

Records

HISTORY

Playoff History

Sidelines

ALL-TIME PLAYER ROSTER

Front Office

Coaching Staff

Players

Rookies

2008 Season

Records

HISTORY

Playoff History

Sidelines

- 25 Charles, John, S. Purdue, 1971-74
 57 Cheek, Richard, G. Auburn, 1972
 Cheeks, B.W., RB, Texas Southern, 1965
 79 Childress, Ray, DL, Texas A&M, 1985-95
 55 Cindrich, Ralph, LB, Pittsburgh, 1973-75
 42 Clark, Boobie, RB, Bethune-Cookman, 1979-80
 96 Clauss, Jared, DT, Iowa, 2004-05
 31 Cline, Doug, LB, Clemson, 1960-66
 24 Clinton, Charles, CB, San Jose State*, 1987
 29 Coady, Rich, S. Texas A&M, 2002
 35 Cobble, Eric, RB, S.W. Texas State*, 1987
 16 Cochrane, Kelly, QB, Miami (FL), 1972
 39 Cole, Lee, CB, Arizona State, 1996
 87 Cole, Linzy, WR, TCU, 1971
 80 Coleman, Chris, WR, N.C. State, 2000-01
 59 Colman, Doug, LB, Nebraska, 1999
 87 Coleman, Pat, WR, Mississippi, 1990-94
 47 Coleman, Ronnie, RB, Alabama A&M, 1974-81
 5 Collins, Kerry, QB, Penn State, 2006-08
 33 Comella, Greg, FB, Stanford, 2002
 20 Compton, Dick, WR, McMurray, 1965
 77 Conover, Sean, DE, Bucknell, 2006-07
 78 Cook, Anthony, DE/DT, So. Carolina St, 1995-98
 98 Cooks, Rayford, DE, No. Texas State*, 1987
 8 Cooper, Joe, K, Cal-Berkeley, 1984
 51 Cordova, Jorge, LB, Nevada, 2007
 57 Corker, John, LB, Oklahoma State, 1980-82
 33 Cotney, Mark, S. Cameron State, 1975
 76 Cowlings, Al, LB, USC, 1973-74
 40 Craft, Donnie, RB, Louisville, 1982-83
 89 Craig, Dobie, WR, Howard Payne, 1964
 48 Cramer, Casey, TE, Dartmouth, 2006-08
 59 Croyle, Phil, LB, Cal-Berkeley, 1971-73
 83 Crumpler, Alge, TE, North Carolina, 2008
 78 Culp, Curley, DT, Arizona State, 1974-80
 78 Culpepper, Ed, DT, Alabama, 1962-63
 49 Cunningham, Dick, LB, Arkansas, 1973
 20 Currier, Bill, DB, South Carolina, 1977-79
 50 Curry, Bill, C. Georgia Tech, 1973
 80/53 Cutsinger, Gary, DE, Oklahoma St., 1962-68

D

- 13 Daft, Kevin, QB, California-Davis, 1999
 87 Darby, Al, WR, Florida, 1976
 85 Darrington, Chris, WR, Weber State*, 1987
 88 Daum, Mitch, TE, Wyoming, 1987
 66 Davidson, Greg, C, No. Texas, 1980-82
 90 Davidson, Kenny, DE, LSU, 1994-95
 Davidson, Pete, WR, Citadel, 1960
 12 Davis, Bob, QB, Virginia, 1967-69
 77 Davis, Bruce, T. UCLA, 1987-89
 17 Davis, Chris, WR, Florida State, 2007-08
 84 Davis, Donnie, TE, Southern, 1970
 73 Davis, John, G/C, Georgia Tech, 1987-88
 58 Davis, Marvin, LB, Southern, 1974
 20 Davis, Mike, CB, Cincinnati, 1994
 86/84 Davis, Willie, WR, Cent. Arkansas, 1996-98
 34/33 Dawkins, Joe, RB, Wisconsin, 1970-71, 1976
 66 Dawson, Doug, G, Texas, 1990-93
 20 Dawson, Rhett, WR, Florida State, 1972
 67 Dean, Jimmy, DE, Texas A&M, 1978
 3 Del Greco, Al, K, Auburn, 1991-00
 23 Dempsey, Tom, K, Palomar, J.C., 1977
 88 Dewveall, Willard, TE, SMU, 1961-64
 35 Dickenson, Bo, RB, Mississippi So., 1963
 10 Dickey, Lynn, QB, Kansas State, 1971-75
 9 Dietrich, John, K, Ball State*, 1987
 66/64 DiNapoli, Genaro, G, Virginia Tech, 2000-02
 81 Dirden, Johnnie, WR, Sam Houston, 1978
 28 Dishman, Chris, CB, Purdue, 1988-96
 64 Dixon, Joe, DT, Tulsa, 1987
 50 Dodge, Kirk, LB, Nevada-Las Vegas, 1986
 31 Donaldson, Jeff, S. Colorado, 1984-89

- 71 Domres, Tom, DT, Wisconsin, 1968-71
 77 Donnalley, Kevin, T/G, No. Carolina, 1991-97
 57 Dorenbos, Jon, LS, UTEP, 2005-06
 69 Dorris, Andy, DE, New Mexico St., 1977-81
 30/33 Dorsett, Anthony, CB, Pittsburgh, 1996-99
 21 Douglas, John, CB, Texas Southern, 1969-70
 88 Dressel, Chris, TE, Stanford, 1983-86
 82/85 Drewrey, Willie, WR, W. Virginia, 1985-88, '93
 75 Drungo, Elbert, T. Tennessee State, 1969-77
 30 Dukes, Mike, LB, Clemson, 1960-63
 38 Dumas, Mike, S. Indiana, 1991-93
 31 Duncan, Brian, RB, SMU, 1978
 80 Duncan, Curtis, WR, Northwestern, 1987-93
 11 Duniven, Tom, QB, Texas Tech, 1977-78
 91 Dunn, Anthony, DE, Northern Colorado, 2003
 22 Dyson, Andre, CB, Utah, 2001-04
 87 Dyson, Kevin, WR, Utah, 1998-02

E

- 26 Eaglin, Larry, CB, S.F. Austin, 1973
 82 Ealy, Biren, WR, Houston, 2007
 21 Eason, Bo, S. Cal-Davis, 1984-87
 75 Eatman, Irv, T. UCLA, 1995-96
 21 Eaton, Tracey, S. Portland St., 1988-89
 20/36 Echols, Mike, CB, Wisconsin, 2002-04
 87 Eccles, Scott, TE, E. New Mexico*, 1987
 87 Edwards, Emmett, WR, Kansas, 1975
 35/32 Edwards, Stan, RB, Michigan, 1982-86
 26 Elkins, Lawrence, WR, Baylor, 1965-68
 6 Elkins, Mike, QB, Wake Forest, 1992
 85 Ellender, Richard, WR, McNeese State, 1979
 8 Elling, Aaron, K, Wyoming, 2004
 60 El-Mashtoub, Hicham, C, Arizona, 1995-96
 96 Embray, Keith, DE, Utah, 2000-01
 52 Ena, Justin, LB, Brigham Young, 2004
 91 Evans, Josh, DT, Ala.-Birmingham, 1995-99, 2001
 86 Evans, Robert, E. Texas A&M, 1965
 73 Evans, Norman, T. TCU, 1965
 78 Eyre, Nick, T. BYU, 1981

F

- 29 Fairley, Leonard, S. Alcorn A&M, 1974
 51 Fairs, Eric, LB, Memphis State, 1986-91
 86 Fanning, Stan, DE, Idaho, 1964
 67 Fanucci, Mike, DE, Arizona State, 1973
 20 Farr, Miller, CB, Wichita State, 1967-69
 96/57 Faryniarz, Brett, LB, San Diego State, 1994
 71 Faulkner, Stanley, T. Texas, 1964
 51 Favors, Greg, LB, Mississippi State, 1999-01
 74 Ferguson, Gene, T. Norfolk State, 1971-72
 77 Fields, Angelo, T. Michigan State, 1980-81
 31 Finnegan, Cortland, CB, Samford, 2006-08
 94 Fisher, Bryce, DE, Air Force, 2007
 70/60 Fisher, Ed, G, Arizona State, 1974-82
 97 Fisk, Jason, DT, Stanford, 1999-01
 55 Flannery, John, G/C, Syracuse, 1991-94
 44 Fleming, Troy, FB, Tennessee, 2004-05
 75 Floyd, Don, DE, TCU, 1960-68
 83 Floyd (Seabron), Malcolm, WR, Fresno St, 1994-96
 11/13 Foote, James, QB, Delaware Valley, 1974, '76
 88 Ford, Bernard, WR, Central Florida, 1990
 92 Ford, Henry, DE, Arkansas, 1994-02
 78 Ford, Jacob, DE, Central Arkansas, 2007-08
 89 Foster, Eddie, WR, Houston 1977-78
 78 Foster, Jerome, DE, Ohio State, 83-84
 Fowler, Delbert, LB, West Virginia, 1981
 53 Fowler, Jerry, G, N.W. Louisiana, 1964
 52 Fowler, Ryan, LB, Duke, 2007-08
 59 Fox, Scott, LB, Austin Peay*, 1987
 77 Francis, Doug, T. Ohio State, 1983-84
 62 Franklin, Jerrell, G, Southern*, 1987
 28 Frazier, Charles, WR, Texas So., 1962-68
 56 Frazier, Wayne, C, Auburn, 1965

ALL-TIME PLAYER ROSTER

83/74 **Frazier, Willie**, TE, Ark. &M, 1964-65, '71, '75
 94 **Frederick, Mike**, DE, Virginia, 1999
 69 **Freelon, Solomon**, G, Grambling, 1972-74
 62 **Frey, Dick**, G, Texas A&M, 1961
 93 **Frisch, Byron**, DE, BYU, 2000
 16 **Fritsch, Toni**, K, None, 1977-81
 55 **Frongillo, John**, C, Baylor, 1962-66
 22 **Fuller, Vincent**, S, Virginia Tech, 2005-08
 95 **Fuller, William**, DE, No. Carolina, 1986-93
 66 **Funchess, Tom**, T, Jackson State, 1971-73
 17 **Furrer, Will**, QB, Virginia Tech, 1995

G

12 **Gage, Justin**, WR, Missouri, 2007-08
 35 **Ganther, Quinton**, RB, Utah, 2006-08
 8 **Garcia, Teddy**, K, N.E. Louisiana, 1990
 30 **Gardner, Rich**, CB, Penn State, 2004-05
 59 **Gardner, Gilbert**, LB, Purdue, 2007
 82 **Garrison, Gary**, WR, San Diego State, 1977
 38 **Gehring, Mark**, TE, E. Washington*, 1987
 73 **Geisinger, Justin**, C/G, Vanderbilt, 2006
 27 **George, Eddie**, RB, Ohio State, 1996-03
 35/26 **George, Spencer**, RB, Rice, 1997-99
 3 **Gerela, Roy**, K, New Mexico State, 1969-70
 29 **Germany, Willie**, S, Morgan State, 1975
 13 **Gesser, Jason**, QB, Washington State, 2003
 88 **Giles, Jimmie**, TE, Alcorn Univ., 1977
 87 **Givens, David**, WR, Notre Dame, 2006-07
 81 **Givins, Ernest**, WR, Louisville, 1986-94
 27 **Glick, Freddy**, S, Colorado State, 1961-66
 54 **Glover, Phil**, LB, Utah, 1999
 56 **Godfrey, Randall**, LB, Georgia, 2000-02
 68 **Golic, Mike**, DT, Notre Dame, 1985-87
 69/68 **Goode, Tom**, C, Mississippi State, 1962-65
 98 **Goodman, Brian**, G, UCLA, 1973-74
 69 **Gordon, Amon**, DT, Stanford, 2008
 47 **Gordon, Bobby**, S, Tennessee, 1960
 8 **Gossett, Jeff**, P, E. Illinois, 1987
 93 **Graf, Rick**, LB, Wisconsin, 1991-92
 32 **Granger, Hoyle**, RB, Mississippi St, 1966-70, '72
 62 **Grant, Ken**, G, Howard Payne, 1970
 60 **Graham, Aaron**, C, Nebraska, 2002
 21 **Gray, Jerry**, CB, Texas, 1992
 74 **Gray, Leon**, OT, Jackson St., 1979-81
 21 **Gray, Mel**, KR/WR, Purdue, 1995-97
 65 **Greaves, Gary**, DE, Miami (FL), 1960
 11 **Green, Dave**, P, Ohio, 1973
 20 **Green, Mike**, RB, Houston, 2000-02
 36 **Gresham, Bob**, RB, W. Virginia, 1973-74
 33 **Griffin, Michael**, S, Texas, 2007-08
 22 **Griffin, Larry**, DB, N. Carolina, 1986
 59 **Grimley, John**, LB, Kentucky, 1984-90
 89 **Groman, Bill**, Heidelberg, 1960-62, '66
 81 **Groth, Jeff**, WR, Bowling Green, 1979-80
 57 **Grunaisen, Sam**, C, Villanova, 1973
 85 **Guenther, Gregg**, TE, USC, 2005
Guy, Buzz, G, Duke, 1961
 46 **Guidry, Paul**, LB, McNeese, St., 1973
 43 **Guzik, John**, LB, Pittsburgh, 1961

H

70 **Haayer, Adam**, OT, Minnesota, 2001
 21 **Hadl, John**, QB, Kansas, 1976-77
Hadwood, Rickey, DE, So. Carolina*, 1987
 86 **Haik, Mac**, WR, Mississippi, 1968-71
 93 **Halapin, Mike**, DT, Pittsburgh, 1996-97
 45 **Hall, Ahmard**, FB, Texas, 2006-08
 61 **Hall, Barry**, OT, Middle TN State, 2001
 97 **Hall, Carlos**, DE, Arkansas, 2002-04
 21 **Hall, Ken**, RB, Texas A&M, 1960-61
 51 **Hall, Lemanski**, LB, Alabama, 1994-97
 90 **Hamm, Bob**, DE, Nevada-Reno, 1983-84
 82 **Hannah, Travis**, WR, USC, 1993-95
 30 **Hardeman, Don**, RB, Texas A&I, 1975-77

33 **Harmon, Ronnie**, RB, Iowa, 1996-97
 20 **Harper, Nick**, CB, Fort Valley State, 2007-08
 86 **Harris, Corey**, WR, Vanderbilt, 1992
 88 **Harris, Jackie**, TE, NE Louisiana, 1998-99
 61 **Harris, Larry**, G, Oklahoma State, 1978
 80/83 **Harris, Leonard**, WR, Texas Tech, 1987-93
 64 **Harris, Leroy**, G/C, N.C. State, 2007-08
 48 **Harris, Odie**, S/CB, Sam Houston St., 1995
 26 **Harris, Tuff**, DB, Montana, 2008
 88/47 **Hartsock, Ben**, TE, Ohio State, 2006-07
 36 **Hartwig, Carter**, DB, USC, 1979-84
 77 **Hartwig, Justin**, G, Kansas, 2002-05
 54/88 **Harvey, Claude**, LB, Prairie View, 1970-71
 70 **Harvey, Jim**, G, Mississippi, 1972
 21 **Hatchett, Derrick**, CB, Texas, 1983
 70 **Hatfield, Mark**, T, Bishop's (Que.), 1995
 56 **Havig, Dennis**, G, Colorado, 1976
 87 **Hawkins, Lavelle**, WR, California, 2008
 86 **Hawkins, Nat**, WR, Nevada-Las Vegas, 1975
 49 **Hayes, Chad**, TE, Maine, 2002
 62 **Hayes, Jim**, DT, Jackson State, 1965-66
 71 **Hayes, Melvin**, T, Mississippi State, 1996-97
 95 **Hayes, William**, DE, Winston-Salem, 2008
 70 **Hayman, Conway**, G, Delaware, 1975-80
 13 **Haymond, Alvin**, S, Southern, 1973
 92/91 **Haynesworth, Albert**, DT, Tennessee, 2002-08
 38 **Hebert, Jason**, S, Rice, 2002
 72 **Helluni, Jerry**, DT, Tulane, 1960
 53 **Henderson, Thomas**, LB, Langston, 1980
 44 **Hendrickson, Steve**, HB/F, California, 1995
 37/87 **Hennigan, Charles**, WR, N.W. La., 1960-66
 42 **Henry, Chris**, RB, Arizona, 2007-08
 20 **Henry, Travis**, RB, Tennessee, 2005-06
 15 **Hentrich, Craig**, P/K, Notre Dame, 1998-2008
 73 **Herchman, Bill**, DT, Texas Tech, 1962
 41 **Herndon, Kelly**, Toledo, 2007
 28 **Hicks, Dwone**, RB, Middle Tennessee St., 2003
 42 **Hicks, Skip**, RB, UCLA, 2001
 33 **Hicks, W.K.**, CB, Texas Southern, 1964-69
 32 **Highsmith, Alonzo**, FB, Miami (FL), 1987-89
 61 **Highsmith, Walter**, T, Florida A&M, 1972
 80 **Hill, Darrell**, WR, N. Illinois, 2002-04
 85 **Hill, Drew**, WR, Georgia Tech, 1985-91
 23 **Hill, Greg**, CB, Oklahoma State, 1983
 72 **Hill, Kent**, G, Georgia Tech, 1986-87
 21 **Hill, Reynaldo**, CB Florida, 2005-08
 78/70 **Hines, Glen Ray**, T, Arkansas, 1966-70
 87 **Hinton, Eddie**, WR, Oklahoma, 1973
 27 **Hoage, Terry**, S, Georgia, 1993
 53 **Hoaglin, Fred**, C, Pittsburgh, 1974-75
 36/34 **Hoffman, Dalton**, RB, Baylor, 1964
 35 **Holcombe, Robert**, RB, Illinois, 2002-04
Holigan, Henry, RB, Bishop College, 1963
 99 **Holmes, Kenny**, DE, Miami (FL), 1997-00
 79 **Holmes, Pat**, DE, Texas Tech, 1966-72
 39/36 **Holmes, Robert**, RB, Southern, 1971, 1975
 84 **Holston, Mike**, WR, Morgan State, 1981-84
 24 **Hope, Chris**, S, Florida State, 2006-08
 28 **Hopkins, Andy**, RB, S.F. Austin, 1971
 72 **Hopkins, Brad**, T, Illinois, 1993-05
 36 **Hopkins, Roy**, RB, Texas Southern, 1967-71
 29 **Houston, Ken**, S, Prairie View, 1967-72
 66 **Howell, Pat**, G, USC, 1983-85
 6 **Howfield, Ian**, K, Tennessee, 1991
 11 **Humphrey, Buddy**, QB, Baylor, 1966
 97/51 **Hunt, Calvin**, C, Baylor, 1972-73
 50 **Hunt, Daryl**, LB, Oklahoma, 1979-84
 72 **Hunt, Kevin**, T, Doane (NE), 1973-77
 61 **Hunt, Purvis**, G/T, Mississippi St., 1995-96
 30 **Hunter, Herman**, RB, Tennessee St., 1987
 25 **Hunter, Torey**, CB, Washington St., 1995
 82 **Husmann, Ed**, DT, Nebraska, 1961-65

Front Office

Coaching Staff

Players

Rookies

2008 Season

Records

HISTORY

Playoff History

Sidelines

ALL-TIME PLAYER ROSTER

Front Office

Coaching Staff

Players

Rookies

2008 Season

Records

HISTORY

Playoff History

Sidelines

- I**
- 28 **Iwuoma, Chidi**, CB, California, 2007
- J**
- 39 **Jackson, Andrew**, RB, Iowa State, 1987
 46 **Jackson, Bob**, RB, New Mexico State, 1964
 84 **Jackson, Chris**, WR, Washington State, 2000
 86 **Jackson, Kenny**, WR, Penn State, 1989
 33 **Jackson, Ray**, RB, Cincinnati, 2003
 41 **Jackson, Sean**, RB, Florida State, 1994
 24 **Jackson, Steve**, CB, Purdue, 1991-99
 84 **Jacobs, Ray**, DT, Howard Payne, 1963
 49 **James, Arrike**, TE, Delta State, 1987
 6 **James, John**, P, Florida, 1982-84
 70 **Jamison, Al**, T, Colgate, 1960-62
 23 **Jancik, Bobby**, S, Lamar Tech, 1962-67
 47 **Jaquess, Pete**, CB, New Mexico, 1964-65
 21 **Jefferson, Charles**, DB, McNeese St., 1979-80
 53 **Jefferson, Thad**, LB, Hawaii*, 1987
 84/80 **Jeffries, Haywood**, WR, N.C. State, 1987-95
 60 **Jenkins, Al**, G, Morris Brown, 1973
 25 **Jenkins, DeRon**, CB, Tennessee, 2001
 21 **Johns, Pete**, S, Tulane, 1967-69
 15 **Johnson, Al**, S, Cincinnati, 1972-78
 99 **Johnson, Antonio**, DT, Mississippi State, 2007
 86 **Johnson, Alex**, WR, Miami (FL), 1991
 33 **Johnson, Benny**, CB, J.C. Smith, 1970-73
 84 **Johnson, Billy**, WR/KR, Widener, 1974-80
 52 **Johnson, Byron**, LB, Baylor*, 1987
 12 **Johnson, Charley**, QB, New Mex. St., 1970-71
 28 **Johnson, Chris**, RB, East Carolina, 2008
 12 **Johnson, Doug**, QB, Florida, 2004
 90 **Johnson, Ezra**, DE, Morris Brown, 1990-91
 35 **Johnson, John H.**, RB, Arizona State, 1966
 22 **Johnson, Kenny**, S, Mississippi St., 1986-89
 11 **Johnson, Lee**, P, BYU, 1985-87
 97 **Johnson, Mike**, DE, Illinois, 1984-85
 38 **Johnson, Rich**, RB, Illinois, 1969
 23 **Johnson, Richard**, CB, Wisconsin, 1985-92
 45 **Johnson, Tracy**, FB, Clemson, 1989
 57 **Johnson, Walter**, LB, La Tech, 1987-88
 41 **Johnston, Mark**, CB, Northwestern, 1960-63
 40/18 **Joiner, Charlie**, WR, Grambling, 1969-72
 57 **Joiner, Tim**, LB, LSU, 1983-84
 40 **Jolley, Lewis**, RB, No. Carolina, 1972-73
 81 **Jones, Brandon**, WR, Oklahoma, 2005-08
 25 **Jones, Gene**, CB, Rice, 1961
 91 **Jones, Harris**, G, J.C. Smith, 1973-74
 61 **Jones, Jason**, DT, Eastern Michigan, 2008
 57 **Jones, Lenoy**, LB, TCU, 1996-98
 96 **Jones, Mike**, DT/DE, N.C. State, 1999
 32 **Jones, Pacman**, CB, West Virginia, 2005-06
 27/19 **Jones, Quintin**, S, Pittsburgh, 1989-90
 96 **Jones, Sean**, DE, Northeastern, 1988-93
 11 **Jones, Spike**, P, Georgia, 1970
 82 **Jones, Tony**, WR, Texas, 1990-91, 1993
 30 **Jones, Victor**, RB, LSU, 1990-91
 71 **Jones, Willie**, DE, Kansas State, 1967
 31 **Joyner, Larry**, S, Minnesota*, 1987
 38 **Joyner, Willie**, RB, Maryland, 1984
- K**
- 31 **Kafentzis, Kurt**, S, Hawaii*, 1987
 55 **Kassell, Brad**, LB, N. Texas State, 2002-05
 22 **Kay, Bill**, CB, Purdue, 1981-83
 90 **Kearse, Jevon**, DE, Florida, 1999-03, 2008
 59 **Keglar, Stanford**, LB, Purdue, 2008
 62 **Kellemeyer, Doug**, G, BYU*, 1987
 58 **Kelley, Mike**, C/G, Notre Dame, 1985-87
 73/72 **Kelly, Bob**, DT, New Mexico State, 1961-63
 4 **Kempf, Florian**, K, Pennsylvania, 1982-84
 34 **Kendall, Chuck**, S, UCLA, 1960
 67/71 **Kennard, Ken**, DE, Angelo State, 1977-83

- 27 **Kennedy, Mike**, DB, Toledo, 1984
 86 **Kent, Joey**, WR, Tennessee, 1997-99
 18 **Kerbow, Randy**, WR, Rice, 1963-64
 50/52 **Kidd, Billy**, C, Houston, 1987
 50 **Killens, Terry**, LB, Penn State, 1996-00
 27 **Kinard, Terry**, S, Clemson, 1990
 50/53/57 **Kiner, Steve**, LB, Tennessee, 1974-78
 46 **King, Claude**, RB, Houston, 1961
 30 **King, Eric**, CB, Wake Forest, 2006-08
 30 **King, Kenny**, RB, Oklahoma, 1979
 88 **Kinney, Erron**, TE, Florida, 2000-06
 89 **Kinney, George**, DE, Wylie, 1965
 79 **Kirk, Ernest**, DE, Howard Payne, 1977
 72 **Klotz, Jack**, T, Penn State, 1964
 21 **Knight, Leander**, S, Montclair State, 1990
 25 **Knoff, Kurt**, DB, Kansas, 1977-78
 99 **Kocurek, Kris**, DT, Texas Tech, 2001-02
 72 **Koncar, Mark**, T, Colorado, 1982
 56 **Kozak, Scott**, LB, Oregon, 1989-93
 57 **Kramer, Jordan**, LB, Idaho, 2003-04
 17 **Krieg, Dave**, QB, Milton (WI), 1997-98
 37 **Kush, Rod**, S, Nebraska-Omaha, 1985-86
- L**
- 91 **LaBoy, Travis**, DE, Hawaii, 2004-07
 99 **Ladd, Ernie**, DT, Grambling, 1966
 73/72 **Lanphear, Dan**, DE, Wisconsin, 1960, 1962
 34 **Laraway, Jack**, LB, Purdue, 1961
 72 **Larkin, Eric**, T, Miami (FL)*, 1987
 57 **Latham, Lamar**, LB, Houston, 1990-94
 66 **Layman, Jason**, T/G, Tennessee, 1996-99
 83 **Leach, Mike**, TE, William & Mary, 2000-01
 15 **Lee, Jackey**, QB, Cincinnati, 1960-63, 1966-67
 86 **Ledbetter, Monte**, WR, N.W. Louisiana, 1967
 62 **LeMoine, Jim**, G, Utah State, 1968-69
 23 **LeVias, Jerry**, WR, SMU, 1969-70
 29 **Lewis, Darryll**, CB, Arizona, 1991-98
 37/55 **Lewis, Jess**, LB, Oregon State, 1970
 55 **Lewis, Richard**, LB, Portland State, 1972
 49 **Lewis, Roderick**, TE, Arizona, 1994-97
 80 **Little, John**, DT, Oklahoma State, 1975-76
 36 **Little, Rafael**, RB, Kentucky, 2008
 58 **Logan, James**, LB, Memphis, 1995
 60 **Long, Kevin**, C, Florida State, 1998-01
 99 **Long, Rien**, DT, Washington State, 2003-06
 70 **Loper, Daniel**, OT, Texas Tech, 2005-08
 58/51/53 **Lou, Ron**, C, Arizona State, 1972-73, *76
 12 **Loveall, Calvin**, CB, Idaho, 1988
 37 **Lowry, Calvin**, S, Penn State, 2006-07
 10 **Luck, Oliver**, QB, W. Virginia, 1982-86
 32 **Lumpkin, Ron**, CB, Arizona State, 1975
 40 **Lundy, Dennis**, RB, Northwestern, 1995
 28 **Lyday, Allen**, S, Nebraska, 1984-87
 93 **Lyles, Robert**, LB, TCU, 1984-90
 98 **Lyons, Pratt**, DT/DE, Troy State (AL), 1997-98
- M**
- 98 **Madsen, Lynn**, DE, Washington, 1986
 78 **Maggs, Don**, T/G, Tulane, 1986-92
 94 **Mahelona, Jesse**, DT, Tennessee, 2006-07
 22 **Majors, Joe**, DB, Florida State, 1960
 8 **Manning, Archie**, QB, Mississippi, 1982-83
 50 **Maples, Bobby**, C, Baylor, 1965-70
 5 **Marcol, Chester**, K, Hillsdale, 1980
 62 **Marcontell, Ed**, G, Lamar Tech, 1967
 77 **Marshall, Rich**, DT, S.F. Austin, 1967-68
 58 **Marshall, Wilber**, LB, Florida, 1993
 94 **Martin, Charles**, DT, Livingston, 1987
 20 **Martin, Emanuel**, CB, Alabama State, 1993
 68 **Martin, Matt**, T, Kansas State, 2002-03
 56/51 **Marts, Lonnie**, LB, Tulane, 1997-98
 13/85 **Mason, Derrick**, WR, Michigan State, 1997-04

ALL-TIME PLAYER ROSTER

47 **Maston, Le'Shai**, RB, Baylor, 1993-94
 76 **Mathews, Jason**, T, Texas A&M, 1998-04
 74 **Matthews, Bruce**, G/C/T, USC, 1983-01
 11 **Matthews, Steve**, QB, Memphis State, 1998
 78 **Matuszak, John**, DT, Tampa, 1973
 55 **Mauck, Carl**, C, Southern Illinois, 1975-81
 8 **Mauck, Matt**, QB, LSU, 2005
 68 **Mawae, Kevin**, C, Louisiana State, 2006-08
 42 **Maxwell, Tommy**, S, Texas A&M, 1974
 77 **Mayes, Ben**, DT, Drake, 1969
 80 **Mayo, Ron**, TE, Morgan State, 1973
 86 **Mays, Damon**, WR, Missouri, 1992-93
 81 **McAddley, Jason**, WR, Alabama, 2004
 60 **McCantless, Jim**, G, Clemson, 1960
 78 **McCants, Keith**, DE, Alabama, 1993-94
 86/19 **McCareins, Justin**, WR, N. Illinois, 2001-03, 2008
 89 **McCloskey, Mike**, TE, Penn State, 1983-85
 71 **McCollum, Bubba**, DT, Kentucky, 1974
 59 **McConnell, Brian**, LB, Michigan, 1973
 28 **McCullough, George**, CB, Baylor, 1997-99
 29 **McDaniel, Wahoo**, LB, Oklahoma, 1960
 84 **McDole, Ron**, DE, Nebraska, 1962
 31 **McDonald, Keith**, WR, San Jose St.*, 1987
 25 **McDowell, Bubba**, S, Miami (FL), 1989-94
 64 **McFadin, Bud**, DT, Texas, 1964-65
 42 **McGarrahan, Scott**, S, New Mexico, 2003-04
 95 **McGhee, Kanavis**, DE, Colorado, 1995
 87 **McKeehan, James**, TE, Texas A&M, 1995-97
 81 **McLeod, Bob**, TE, Abilene Christian, 1961-65
 26 **McMillian, Audrey**, CB, Houston, 1985-87
 9 **McNair, Steve**, QB, Alcorn State, 1995-05
 37/48 **McNair, Todd**, RB/FB, Temple, 1994-95
 89 **McNeil, Gerald**, WR, Baylor, 1990
 86 **McNeil, Clifton**, WR, Grambling, 1973
 6 **McPherson, Don**, QB, Syracuse, 1990
 26 **Meadows, Darryl**, DB, Toledo, 1983-84
 91 **Meads, Johnny**, LB, Nicholls State, 1984-92
 84 **Meier, Shad**, TE, Kansas State, 2001-04
 74/76 **Meredith, Dudley**, DT, Lamar Tech, 1963, 1968
 29/12 **Merkens, Guido**, DB/WR, Sam Hou. St., 1978-80
 54 **Meyer, John**, LB, Notre Dame, 1966-67
 77 **Michael, Rich**, T, Ohio State, 1960-66
 76 **Mikolas, Doug**, NT, Portland State, 1988
 84 **Miller, Bill**, DT, N. Mexico Highlands, 1962
 66 **Miller, Clay**, T, Michigan*, 1987
 71 **Miller, Fred**, T, Baylor, 2000-04
 4 **Miller, Josh**, P, Arizona, 2007-08
 6 **Miller, Ralph**, G, Alabama State, 1972-73
 48/35/55 **Mills, John Henry**, TELB, Wake For., 1993-96
 12 **Milstead, Charles**, QB, Texas A&M, 1960-61
 16/89 **Miotke, Frank**, WR, Grand Valley St., 1990
 30 **Mitchell, Donald**, CB, Southern Method., 1999-02
 41 **Mitchell, Leroy**, CB, Texas Southern, 1969-70
 97 **Mix, Bryant**, DT, Alcorn State, 1996-97
 94 **Montgomery, Glenn**, DT, Houston, 1989-95
 9 **Montgomery, Greg**, P, Michigan St., 1988-93
 24 **Montgomery, Mike**, WR, Kansas State, 1974
 1 **Moon, Warren**, QB, Washington, 1984-93
 32 **Moore, Ricky**, FB, Alabama*, 1987
 22 **Moore, Zeke**, CB, Lincoln, 1967-77
 76 **Moran, Eric**, T, Washington, 1984-86
 67 **Morgan, Karl**, DT, UCLA, 1986
 6 **Moriarty, Larry**, FB, Notre Dame, 1983-86
 3 **Moroski, Mike**, QB, Cal-Davis, 1985
 28 **Morris, Aric**, S, Michigan St., 2000-02
 50 **Morris, Dennit**, LB, Oklahoma, 1960-61
Morrison, Ron, T, New Mexico, 1960
 11 **Moseley, Mark**, K, S.F. Austin, 1971-72
 83 **Moulds, Eric**, WR, Mississippi State, 2007
Mrosko, Bob, TE, Penn State, 1989
 80 **Mullins, Eric**, WR, Stanford, 1984-85
 63 **Munchak, Mike**, G, Penn State, 1982-93
 50/53 **Murdock, Guy**, C, Michigan, 1972
 56 **Murphy, Mike**, LB, S.W. Missouri State, 1979

77 **Musgrove, Spain**, DT, Utah State, 1970
 32 **Myers, Bobby**, S, Wisconsin, 2000-02

N

57 **Nande, Terna**, LB, Miami (OH), 2006
 14 **Naponic, Bob**, QB, Illinois, 1970
 42 **Nash, Damien**, RB, Missouri, 2005
 48 **Natkin, Brian**, TE, Texas El-Paso, 2001
 41 **Neal, Lorenzo**, FB, Fresno State, 1999-00
 6 **Nedney, Joe**, K, San Jose State, 2001-04
 75 **Neil, Kenny**, DE, Iowa State*, 1987
 22 **Nelson, Benny**, S, Alabama, 1964
 83 **Nery, Ron**, DE, Kansas State, 1963
 26 **Newsom, Tony**, CB, S.F. Austin, 1987
 46 **Nicholson, Oliver**, LB, Texas Southern, 1975
 23 **Nickey, Donnie**, S, Ohio State, 2003-08
 14 **Nielsen, Gifford**, QB, BYU, 1978-83
 14 **Nix, Kent**, QB, TCU, 1972
 64 **Norgard, Erik**, C/G, Colorado, 1990-98
 43 **Norton, Jim**, S, Idaho, 1960-68
 93 **Nunley, Jeremy**, DE, Alabama, 1994-95

O

98 **Odom, Antwan**, DE, Alabama, 2004-07
 52 **Odom, Sammy**, LB, N.W. Louisiana, 1964
 14 **O'Donnell, Neil**, QB, Maryland, 1999-03
 37 **Olerich, Dave**, LB, San Francisco, 1971
 39 **Oliver, Hubert**, FB, Arizona, 1987
 75 **Olson, Benji**, G, Washington, 1998-07
 45 **Onesti, Larry**, LB, Northwestern, 1962-65
 26 **Orlando, Bo**, S, West Virginia, 1990-94
 85 **Orr, Jonathan**, WR, Wisconsin, 2006
 67 **Otto, Bob**, DE, Idaho State*, 1987
 66 **Otto, Mike**, T, Purdue, 2007-08
 40 **Ours, Wes**, FB, West Virginia, 2001
 71 **Owens, Joe**, DE, Alcorn State, 1976

P

62 **Page, Craig**, C, Georgia Tech, 1999
 74 **Parker, Willie**, DT, Arkansas AM&N, 1967-70
 32/20 **Parks, Billy**, WR, Cal St.-L. Beach, 1973-75
 83 **Parks, Dave**, WR, Texas Tech, 1973
 89 **Parks, Jeff**, TE, Auburn, 1986-87
 30 **Parrish, Bernie**, CB, Florida, 1966
 18 **Parsley, Cliff**, P, Oklahoma State, 1977-82
 7 **Pastorini, Dan**, QB, Santa Clara, 1971-79
 33/4 **Payton, Jarrett**, RB, Miami, 2005
 7 **Patu, Saul**, DT, Oregon, 2001
 44 **Peacock, Johnny**, S, Houston, 1969-70
 10 **Pease, Brent**, QB, Montana, 1987-88
 72 **Peguese, Willis**, DE, Miami (FL), 1990-92
 52 **Pennison, Jay**, C, Nicholls State, 1986-90
 64 **Perkins, Willis**, G, Tex. Southern, 1961, 1963
 32 **Perry, Vernon**, S, Jackson State, 1979-82
 56 **Pero, Phil**, G, Maryland, 1960
 69 **Petersmark, Brett**, C, E. Michigan*, 1987
 85 **Petrowski, Jamie**, TE, Indiana State, 2007
 77 **Pettyjohn, Barry**, T, Pittsburgh, 1987
 35 **Phenix, Perry**, S, Southern Miss, 1998-01
 61 **Phillips, Wes**, T, Lenoir Rhyne, 1979
 86 **Pickens, Carl**, WR, Tennessee, 2000
 61 **Pilgrim, Evan**, G, Brigham Young, 1988
 69/71 **Piller, Zach**, G, Florida, 1999-06
 20 **Pinkett, Allen**, RB, Notre Dame, 1986-91
 53 **Pitts, Hugh**, C, TCU, 1960
 88 **Poole, Bob**, TE, Clemson, 1966-67
 39 **Poole, Larry**, RB, Kent State, 1978
 38 **Poole, Tyone**, CB, Fort Valley State, 2008
 44 **Porter, Daryl**, S, Boston College, 2001
 61 **Portis, Marico**, G, Alabama, 2004
 2 **Post, Dickie**, RB, Houston, 1971
 84 **Preston, Roell**, WR, Mississippi, 1999
 58 **Pritchard, Ron**, LB, Arizona State, 1969-72

Front Office

Coaching Staff

Players

Rookies

2008 Season

Records

HISTORY

Playoff History

Sidelines

ALL-TIME PLAYER ROSTER

Front Office

Coaching Staff

Players

Rookies

2008 Season

Records

HISTORY

Playoff History

Sidelines

Q
46 **Queen, Jeff**, TE, Morgan State, 1974
54 **Quinn, Steve**, C, Notre Dame, 1968

R
31 **Randall, Marcus**, S, LSU, 2005
68 **Randall, Tom**, G, Iowa State, 1979
21 **Randle, Tate**, DB, Texas Tech, 1982
12 **Ransom, Brian**, QB, Tennessee St., 1983-84
8 **Reaves, John**, QB, Florida, 1981
89 **Reed, Alvin**, TE, Prairie View, 1967-72
66 **Reed, Leo**, G, Colorado State, 1961
60 **Regner, Tom**, G, Notre Dame, 1967-72
67 **Reid, Jim**, T/G, Virginia, 1994-95
64 **Reihner, George**, G, Penn State, 1977-80, '82
37 **Reinfeldt, Mike**, S, Wis.-Milwaukee, 1976-83
82 **Renfro, Mike**, WR, TCU, 1978-83
51 **Reynolds, Robert**, LB, Ohio State, 2004-06
17 **Rhyme, Jerry**, QB, Tulsa, 1970
80 **Rice, Andy**, DT, Texas Southern, 1967
85 **Rice, Floyd**, LB, Alcorn A&M, 1971-73
72 **Rice, George**, DT, Louisiana State, 1966-70
7 **Richardson, Bucky**, QB, Texas A&M, 1992-94
24 **Richardson, Mike**, RB, SMU, 1969-71
30 **Rieves, Charles**, LB, Houston, 1964
53 **Riley, Avon**, LB, UCLA, 1981-86
16 **Ritchey, James**, QB, Stephen F. Austin, 1996
85 **Roaches, Carl**, KR, Texas A&M, 1980-84
80 **Roan, Michael**, TE, Wisconsin, 1995-99
90 **Roberson, James**, DE, Florida State, 1996-98
57/56 **Roberts, Guy**, LB, Maryland, 1972-75
68 **Roberts, Tim**, DT, So. Mississippi, 1992-94
73 **Roberts, Bob**, T, Illinois, 1968
31 **Robertson, Marcus**, S, Iowa St., 1991-00
50/55 **Robinson, Eddie**, LB, Ala. St., 1992-95, '98-01
18 **Robinson, Paul**, RB, Arizona, 1972-73
37 **Robinson, Rafael**, S, Wisconsin, 1996
82 **Roby, Courtney**, WR, Indiana, 2005-06
7 **Roby, Reggie**, P, Iowa, 1996-97
4 **Rodgers, Willie**, RB, Kentucky St., 72-75
61 **Rodriguez, Joel**, C, Miami, 2005
21 **Rolle, Samari**, CB, Florida State, 1998-04
65 **Romano, Jim**, C, Penn State, 1984-86
71 **Roos, Michael**, OT, E. Washington, 2005-08
58 **Rossovich, Tim**, LB, USC, 1976
33 **Rozier, Mike**, RB, Nebraska, 1985-90
87 **Rucker, Conrad**, TE, Southern, 1978-79
77 **Rudolph, Council**, DE, Kentucky St., 1972
69 **Runyan, Jon**, T, Michigan, 1996-99
55 **Rushing, Marion**, LB, So. Illinois, 1968
86 **Russell, Derek**, WR, Arkansas, 1995-97

S
95 **Salave'a, Joe**, DT, Arizona, 1998-01
73 **Salem, Harvey**, T, Cal-Berkeley, 1983-86
91/73 **Sampson, Greg**, T, Stanford, 1972-78
81 **Sanders, Chris**, WR, Ohio State, 1995-02
73 **Sanderson, Scott**, T, Washington St., 1997-00
40 **Sandy, Justin**, S, Northern Iowa, 2004-05
64 **Saul, Ron**, G, Michigan State, 1970-75
95 **Savage, Josh**, DE, Utah, 2006
81 **Sawyer, John**, TE, So. Mississippi, 1975-76
80 **Scaife, Bo**, TE, Texas, 2005-08
57 **Scanlon, Rich**, LB, Syracuse, 2007
81 **Schifino, Jake**, WR, Akron, 2002-04
52 **Schmidt, Bob**, C, Minnesota, 1961-63
95 **Schobel, Bo**, DE, TCU, 2004-05
62 **Schuhmacher, John**, G, USC, 78-85
31 **Schulters, Lance**, S, Hofstra, 2002-04
75 **Schultz, Bill**, G, USC, 1994
78 **Scott, DeQuincy**, DE/DT, Southern Miss., 2006
73 **Scott, Jake**, G, Idaho, 2008
53 **Seale, Eugene**, LB, Lamar, 1987-92

23/37 **Severson, Jeff**, S, Cal St.-Long Beach, 1973-74
74 **Shirkey, George**, DT, S.F. Austin, 1960-61
37 **Sidney, Dainon**, CB, Ala.-Birm., 1998-02
8 **Simerson, John**, G, Purdue, 1960
8 **Simms, Chris**, QB, Texas, 2008
96 **Simon, Corey**, DT, Florida State, 2007
45 **Simon, John**, RB, Louisiana Tech, 2002
71 **Simonsen, Todd**, T, So. Dakota State, 1976
59 **Sirmon, Peter**, LB, Oregon, 2000-06
90 **Skaugstad, Daryle**, DT, Cal-Berkeley, 1981-82
10 **Slack, Reggie**, QB, Auburn, 1990-91
89/84 **Slaughter, Webster**, WR, San Diego St, 1992-94
41 **Sledge, Leroy**, RB, Bakersfield J.C., 1971
27 **Small, Donovan**, S, Minnesota*, 1987
18 **Small, O.J.**, WR, Florida, 2005
39 **Smiley, Tom**, RB, Lamar Tech, 1970
54 **Smith, Al**, LB, Utah State, 1987-96
32 **Smith, Antowain**, RB, Houston, 2004
23 **Smith, Bob**, S, Miami (OH), 1968
77 **Smith, Bubba**, DE, Michigan State, 1975-76
32 **Smith, Dave**, RB, Ripon, 1960-64
87 **Smith, Dave**, WR, Indiana (PA), 1972
99 **Smith, Doug**, DT, Auburn, 1985-92
54 **Smith, Larry**, LB, Kentucky*, 1987
96/98 **Smith, Robaire**, DT, Michigan St., 2000-03, 2006
77 **Smith, Sid**, C, USC, 1974
83 **Smith, Tim**, WR, Nebraska, 1980-86
78/70/85 **Smith, Tody**, DE, USC, 1973-76
72 **Sochia, Brian**, DT, N.W. Oklahoma, 1983-85
29 **Sowell, Rich**, DB, Alcorn State, 1977
92 **Spears, Anthony**, DE, Portland State, 1989
24 **Spence, Julian**, S, Huston-Tillotson, 1960-61
56 **Spencer, Cody**, LB, North Texas, 2004-05
32 **Spikes, Jack**, RB/K, TCU, 1965
12 **Stabler, Ken**, QB, Alabama, 1980-81
56/59 **Stallings, Dennis**, LB, Illinois, 1997-98
27 **Stamer, Josh**, LB, South Dakota, 2008
90 **Starks, Randy**, DT, Maryland, 2004-07
69 **Steinfeld, Al**, G/T, C.W. Post, 1983
70 **Steinkuhler, Greg**, G/T, Nebraska, 1984-91
27 **Stenrick, Dean**, CB, Colorado St., 1975-82
67 **Stensrud, Mike**, DT, Iowa State, 1979-85
53 **Stepnoski, Mark**, C, Pittsburgh, 1995-98
88 **Stevens, Craig**, TE, California, 2008
76 **Stewart, David**, OT, Mississippi, 2005-08
26 **Stewart, Rayna**, S/CB, N. Arizona, 1996-97
70 **Stith, Carel**, DT, Nebraska, 1967-69
69 **Stoepel, Terry**, T, Tulsa, 1970
36 **Stone, Donnie**, RB, Arkansas, 1966
68 **Stotter, Rich**, LB, Houston, 1968
74 **Strahan, Arthur**, DE, Texas Southern, 1965
39/53 **Stringer, Art**, LB, Ball State, 1977-81
4 **Strong, Jasper**, WR, Illinois, 1995
68/75 **Stroth, Vince**, G, BYU, 1987-88
98 **Studdard, Mark**, DE, Tennessee, 1984
68 **Studdard, Les**, C, Texas, 1983
62 **Sturm, Jerry**, C, Illinois, 1971
22 **Suci, Bob**, S, Michigan State, 1962
76 **Suggs, Walt**, T, Mississippi State, 1962-71
7 **Sullivan, Kent**, P, Cal-Lutheran, 1991, 1993
8 **Superick, Steve**, P, West Virginia*, 1987
40 **Sutton, Mickey**, S, Auburn, 1966
93 **Sutton, Mike**, DE, LSU, 1998
64 **Swatland, Dick**, G, Notre Dame, 1968

T
61 **Talamini, Bob**, G, Kentucky, 1960-67
80 **Tasker, Steve**, WR, Northwestern, 1985-86
28 **Tatum, Jack**, DB, Ohio State, 1980
42 **Taylor, Altie**, RB, Utah State, 1976
83 **Taylor, Chris**, WR, Texas A&M, 2001
87 **Taylor, Lionel**, WR, N. Mexico Highlands, 1967-68
70 **Taylor, Malcolm**, DE, Tenn. St., 1982-83, '86
71 **Teeter, Mike**, DE, Michigan, 1993-94

ALL-TIME PLAYER ROSTER

82 **Thigpen, Yancey**, WR, Win.-Sal. St., 1998-00
 28 **Thomas, Bill**, RB, Boston College, 1973
 36 **Thomas, Dee**, CB, Nicholls State, 1990
 84 **Thomas, Earl**, WR, Houston, 1976
 94 **Thomas, Juqua**, DE, Oklahoma St., 2001-04
 74/77 **Thomas, Lee**, DE, Jackson State, 1975
 20 **Thomas, Rodney**, RB, Texas A&M, 1995-98
 16 **Thomas, Sloan**, WR, Texas, 2005
 70 **Thomas, Stan**, T, Texas, 1993-95
 28 **Thomaselli, Rich**, RB, W. Vir.-Wesleyan, 1981-82
 28 **Thompson, Emmuel**, CB, Texas A&I*, 1987
 28/37 **Thompson, Lamont**, S, Washington St., 2003-06
 51 **Thompson, Ted**, LB, SMU, 1975-84
 50 **Thornton, David**, LB, North Carolina, 2006-08
 44 **Thornton, James**, TE, Cal St.-Fullerton, 1995
 78 **Thornton, John**, DT, West Virginia, 1999-02
 18 **Thurman, Andrae**, WR, Southern Oregon, 2005
 58 **Thweatt, Byron**, LB, Virginia, 2001
 78 **Tillemann, Mike**, DT, Montana, 1971-72
 33/32 **Tilman, Spencer**, RB, Oklahoma, 1987-88, 1992-94
 47 **Tobin, Bill**, RB, Missouri, 1963
 44 **Tolar, Charles**, RB, N.W. Louisiana, 1960-66
 42 **Tolbert, Jim**, CB, Lincoln, 1972
 11 **Tolliver, Billy Joe**, QB, Texas Tech, 1994
 49 **Toone, Spencer**, LB, Utah, 2006
 76 **Towns, Morris**, T, Missouri, 1977-83
 47 **Trammell, Allen**, S, Florida, 1966
 79 **Trask, Orville**, DT, Rice, 1960-61
 84/86 **Troupe, Ben**, TE, Florida, 2004-07
 10 **Trull, Don**, QB, Baylor, 1964-69
 96 **Tuatagaloa, Natu**, DT/DE, California, 1995
 20 **Tullis, Willie**, DB, Troy State, 1981-84
 55 **Tulloch, Stephen**, LB, N.C. State, 2006-08
 95 **Turner, Dwain**, DT, Rice*, 1987

U

56 **Underwood, Olen**, LB, Texas, 1966-70

V

45 **Valentine, Ira**, RB, Texas A&M, 1987
 93 **Vanden Bosch, Kyle**, DE, Nebraska, 2005-08
 73 **Vanoy, Vernon**, DT, Kansas, 1973
 91 **Veal, Demetrin**, DT, Tennessee, 2007
 79 **Veasey, Craig**, DT/DE, Hou., 1992-93, 1995
 88 **Verhulst, Chris**, TE, Chico State, 1988-89
 96 **Vickerson, Kevin**, DT, Michigan State, 2007-08
 34 **Viltz, Theo**, CB, USC, 1966
 50 **Vogel, Paul**, LB, South Carolina*, 1987
 31 **Voight, Mike**, RB, No. Carolina, 1977
 7/12 **Volek, Billy**, QB, Fresno State, 2000-06

W

36 **Waddell, Michael**, CB, North Carolina, 2004-06
 19 **Wade, Bobby**, WR, Arizona, 2005-06
 53 **Wainscott, Lloyd**, LB, Texas, 1969-70
 25 **Walker, Denard**, CB, LSU, 1997-00
 96 **Walker, Gary**, DT, Auburn, 1995-98
 29 **Walker, Joe**, S, Nebraska, 2001
 77 **Walker, Rod**, DT, Troy St., 2000
 15 **Walker, Wayne**, K, N.W. Louisiana, 1968
 89 **Wallace, Cooper**, TE, Auburn, 2006
 35 **Wallace, Ray**, FB, Purdue, 1986-87
Wallner, Fred, G, Notre Dame, 1960
 82/86 **Walls, Herkie**, WR, Texas, 1983-84
 32 **Walsh, Ward**, RB, Colorado, 1971-72
 83 **Walters, Joey**, WR, Clemson, 1987
 93/77 **Walton, Sam**, T, East Texas State, 1971
 64 **Wand, Seth**, T, NW Missouri St., 2006
 53/59 **Washington, Ted**, LB, Miss. Valley, 1973-82
 23 **Washington, Vic**, RB, Wyoming, 1974
 57 **Watson, Ed**, LB, Grambling, 1969
 90 **Webster, George**, LB, Michigan St., 1967-72
 86 **Wegner, Bucky**, DT, Missouri, 1962-63

28/86 **Weger, Mike**, S, Bowling Green, 1976-77
 20 **Weir, Sammy**, WR, Arkansas State, 1965
 88 **Wellman, Gary**, WR, USC, 1991-94
 56 **Wells, Ray**, LB, Arizona, 2003
 70 **Wells, Robert**, T, J.C. Smith, 1972
 41 **Wells, Terence**, RB, So. Mississippi, 1974
 63 **Wharton, Hogan**, G, Houston, 1960-63
 33 **White, Bob**, RB, Ohio State, 1960
 79 **White, Jim**, DE, Colorado State, 1974-75
 86 **White, John**, TE, Texas Southern, 1960-61
 25 **White, LenDale**, RB, USC, 2006-08
 44 **White, Lorenzo**, RB, Michigan State, 1988-94
 79 **White, Marcus**, DT, Murray State, 2005
 29 **White, Robert**, CB, Lamar*, 1987
 79 **Whitley, Wilson**, DT, Houston, 1983
 38 **Whittington, C.L.**, FS, Prairie View, 1974-78
 63 **Wilkerson, Doug**, G, N.C. Central, 1970
 42 **Williams, Armon**, S/LB, Arizona, 1997
 41 **Williams, Cary**, CB, Washburn, 2008
 73 **Williams, David**, T, Florida, 1989-95
 69 **Williams, Doug**, T/G, Texas A&M, 1986-88
 87 **Williams, Jamie**, TE, Nebraska, 1984-88
 97 **Williams, Lee**, DE, Bethune-Cook., 1991-93
 78 **Williams, Maxie**, G, S.E. Louisiana, 1965
 18 **Williams, Mike**, WR, USC, 2007
 86 **Williams, Oliver**, WR, Illinois*, 1987
 11 **Williams, Paul**, WR, Fresno State, 2007-08
 68 **Williams, Ralph**, G, Southern, 1982
 35 **Williams, Richard**, RB, Memphis State, 1984
 86 **Williams, Roydell**, WR, Tulane, 2005-07
 49 **Williams, Sam**, CB, New Mexico Highlands, 1976
 25 **Williams, Tank**, S, Stanford, 2002-05
 78 **Williams, Todd**, G/T, Florida State, 2003-05
 10 **Williamson, Lee**, QB, Presbyterian (SC), 1994
 44 **Willis, Fred**, RB, Boston College, 1972-77
 33 **Wilson, J.C.**, DB, Pittsburgh, 1978-83
 82 **Wilson, Sheddric**, WR, LSU, 1996
 45 **Wilson, Tim**, RB/TE, Maryland, 1977-82
 79 **Winkler, Ulrich**, DE, None, 2008
 22 **Wisener, Gary**, CB, Baylor, 1961
 88 **Witcher, Albert**, S, Baylor, 1960
 12 **Witkowski, John**, QB, Columbia, 1986-87
 67 **Wittenborn, John**, G, S.E. Missouri, 1964-68
 80 **Woods, Glenn**, DT, Prairie View, 1969
 49 **Woods, LeVar**, LB, Iowa, 2006-07
 42 **Woods, Robert**, WR, Grambling, 1978
 26 **Woolfolk, Andre**, CB, Oklahoma, 2003-06
 40 **Woolfolk, Butch**, RB, Michigan, 1985-86
 52 **Wortham, Barron**, LB, UTEP, 1994-99
 17 **Wright, Elmo**, WR, Houston, 1975
 37 **Wright, Thomas**, S, Michigan State, 2003
 41/89 **Wycheck, Frank**, TE, Maryland, 1995-03

Y

84 **Yamini, Bashir**, WR, Iowa, 2000
 66 **Yarno, George**, C/G, Washington St., 1989
 80 **Yeats, James**, TE, Florida, 1960
 68 **Young, Almon**, G, Bethune-Cook*, 1987
 56 **Young, Bob**, G, Howad Payne, 1971-80
 77 **Young, James**, DE, Tex. Southern, 1977-79
 99 **Young, Robert**, DE, Mississippi St., 1996
 10 **Young, Vince**, QB, Texas, 2006-08

Z

87 **Zaeske, Paul**, WR, North Park, 1969-70
 7 **Zendejas, Tony**, K, Nevada-Reno, 1985-90

* played in replacement games only

Front Office

Coaching Staff

Players

Rookies

2008 Season

Records

HISTORY

Playoff History

Sidelines

ALL-TIME PRACTICE SQUAD

(Bold denotes promoted to active roster)

Front Office

Coaching Staff

Players

Rookies

2008 Season

Records

HISTORY

Playoff History

Sidelines

1989
Bell, Billy CB
Brantley, John LB
Hartlieb, Chuck QB
Norgard, Erik C
Orlando, Bo S
Rogers, Tracy LB
Spears, Anthony DE

1990
Banes, Joey T
Coleman, Pat WR
Friberg, Keith LB/DE
Hough, Scott T
Lloyd, Doug RB
Muecke, Tom QB
Slack, Reggie QB
Snyder, Brent QB

1991
Anderson, Herbie CB
Johnson, Ezra DE
Rocker, David DT
Slack, Reggie QB
Thomas, Scott T
Wellman, Gary WR

1992
Bailey, Mario WR
Brown, Reggie WR
Campbell, Joe RB
Davis, Anthony LB
Gisler, Mike G
Gray, Terry G
Green, Anthony WR
Mays, Damon WR
Pharms, Charles S

1993
Aldridge, Melvin S
Benton, Gerald WR
Martin, Emanuel CB
Maston, Le'Shai RB
Neal, Jeff G/T
Truitt, Leroy T
Williams, James DB
Williamson, Lee QB

1994
Bailey, Mario WR
Barnes, Tomur CB
Hall, Lemanski LB
Jennings, Willie DT
Williamson, Lee QB

1995
Brown, Charlie RB
Evans, Josh DT
Harden, Linc LB
Logan, James LB
Lundy, Dennis RB
Richardson, C.J. S
Strong, Jasper WR

1996
Cole, Lee CB
Florine, Ron T
Jones, Lenoy LB
Roberson, James DE
Running, Mitch WR
Sanders, Chris TE

1997
Adams, Louis LB
George, Spencer RB
McCullough, George CB
Mustafa, Isaiah WR
Scharf, Tim LB
Washington, T.J. T

1998

Bradley, Josh TE
George, Spencer RB
Gilbert, Lonnie G
Jackson, Brad LB
McElmurry, Blaine S
Priester, Raymond RB
Sprotte, Jimmy LB
Sutton, Mike DE
Ward, Chris DE

1999
Brown, Larry TE
Bryant, Aaron TE
Embray, Keith DE
Gould, Garrett FB
Jones, Chris LB
Page, Craig C
Rafferty, Ian G
Roberts, Cleve T
Walker, Rod DT
Ware, Brad S

2000
Coleman, Chris WR
Dearth, James TE
Gavadza, Jason TE
Jackson, Chris WR
Koch, Aaron G
Leach, Mike TE
McCullough, Andy WR
Page, Craig C
Rafferty, Ian G
Walker, Rod DT
Yamini, Bashir WR

2001
Alexander, Dan RB
Arp, Donovan DT
Chambers, Derrick DT
Combs, Derek RB
Costa, Dave G
Kocurek, Kris DT
Natkin, Brian TE
Patu, Saul DT
Taylor, Chris WR
Thomas, Tarlos T
Thweatt, Byron LB
White, Reggie RB

2002
Aldridge, Kevin DE
Atkins, James DT
Branch, Bruce CB
Fletcher, Bryan TE
Ford, Willie DB
Hayes, Chad TE
Hebert, Jason S
Kassell, Brad LB
Malano, Mike C
Martin, Matt T
Newson, Kendall WR
O'Leary, Dan TE
White, Greg DE
Whiting, Teag G

2003
Blakley, Dwayne TE
Drumm, Brandon FB
Dunn, Anthony DT
Franklin, Brad CB
Freeman, Rober' CB
Fryzel, Jimmy WR
Harden, Cedric DT
Jackson, Ray RB
Kramer, Jordan LB
Lewis, Jermaine WR
Lowe, Omare DB
Portis, Marico G
Powell, Jamal TE
Reid, Gabe CB
Smith, Steve CB
Walker, Marquise WR

2004
Cramer, Casey TE
Danielsen, Lane WR
Devoe, Todd WR
WY
Herring, Isaac T
Johnson, Shawn DE
Kramer, Jordan LB
LeJeune, Norman S
McCoy, Derek WR
Payton, Jarrett RB
Portis, Marico G
Sandy, Justin S
Spencer, Cody LB
Swaggert, Brent T

2005
Anderson, Jason WR
Bergeron, David LB
Douglas, Robert FB
Harris, Antoine DB
Leverette, Otis DE
Mauck, Matt QB
Newberry, Jared LB
Payton, Jarrett RB
Randall, Marcus S
Rodriguez, Joel C
Sandy, Justin S
Small, O.J. WR
Thomas, Sloan WR
Thurman, Andrae WR
White, Marcus DT

2006
Conover, Sean DE
Ganther, Quinton RB
Geisinger, Justin G
Harris, Antoine CB
Matua, Fred G
Mauck, Matt QB
Nande, Terna LB
Petrowski, Jamie TE
Ross, Richie WR
Snell, Isaac G
Toone, Spencer LB
Wallace, Cooper TE

2007
Allred, Colin LB
Birdine, Larry DE
Cain, Jeremy LB/DB
Campbell, Kurt LB
Cole, Marquice CB
Ealy, Biren WR
Ganther, Quinton RB
Martin, Ingle QB
Matua, Fred G
Murphy, Jason C
Otto, Mike T
Pakulak, Glenn P
Petrowski, Jamie TE
Snell, Isaac G
Vickerson, Kevin DT
Wallace, Cooper TE
Winkler, Ulrich DE

2008
Bennett, Charles DE
Datish, Doug C/G
Davis, Tanard CB
Ealy, Biren WR
Gordon, Amnon DT
Harris, Tuff DB
Johnson, Antonio DT
Jones, Derrick DT
Martin, Ingle QB
Mulligan, Matthew TE
Murphy, Jason C
Parsons, Preston QB
Petrowski, Jamie TE
Velasco, Fernando C/G
Williams, Cary CB

ALL-TIME NFL EUROPA PLAYERS

1998 - 2007

(Bold denotes played on Titans active roster)

1998			
McCullough, George	Pos. CB	Team Barcelona	
Mustafa, Isaiah	WR	Barcelona	
Ritchey, James	QB	Barcelona	
Williams, Armon	S	Barcelona	

1999			
Byrd, Israel	CB	Berlin	
Sutton, Mike	DE	Rhein	

2000			
Daft, Kevin	QB	Scotland	
Glover, Phil	LB	Scotland	
Ware, Brad	S	Barcelona	

2001			
Brown, Demario	RB	Rhein	
Coleman, Chris	WR	Amsterdam	
Davis, Wade	CB	Berlin	
Green, Mike	RB	Barcelona	

2002			
Carson, Elliott	TE	Scotland	
Cooper, Rafael	RB	Amsterdam	
Daft, Kevin	QB	Amsterdam	
Rafferty, Ian	G	Amsterdam	
Raynock, Chase	T	Amsterdam	
Snelling, Robbie	TE	Barcelona	
Thomas, Mark	TE	Rhein	
Witzcak, Jason	K	Rhein	

2003			
Aldridge, Kevin	DE	Barcelona	
Hayes, Chad	TE	Berlin	

2004			
Blakley, Dwayne	TE	Rhein	
Branch, Mario	T	Amsterdam	
Jackson, Ray	RB	Berlin	
Smith, Steve	CB	Cologne	
Washburn, Brady	T	Amsterdam	
Wright, Thomas	S	Scotland	

2005			
Herrell, Ben	T	Amsterdam	
LeJeune, Norman	S	Amsterdam	
Massey, Sam	CB	Berlin	
Payton, Jarrett	RB	Amsterdam	
Smith, Joe	RB	Rhein	
Strong, Derrick	DE	Rhein	
Swaggert, Brent	T	Cologne	

2006			
Anderson, Jason	WR	Frankfurt	
Erickson, Mike	G	Berlin	
Newberry, Jared	LB	Frankfurt	
Rodriguez, Joel	C	Berlin	
Sandy, Justin	S	Frankfurt	
Small, O.J.	WR	Amsterdam	

2007			
Adibi, Nathaniel	DE	Hamburg	
Douglas, Cody	G	Cologne	
Pakulak, Glenn	P	Amsterdam	
Petrowski, Jamie	TE	Frankfurt	
Ross, Richie	WR	Amsterdam	

ALL-TIME STARTING QUARTERBACKS

2008 (13-3)

Date	W-L	Opp.	Starter
Sept. 7	W	Jax	Young
Sept. 14	W	at Cin.	Collins
Sept. 21	W	Hou	Collins
Sept. 28	W	Min.	Collins
Oct. 5	W	at Bal.	Collins
Oct. 19	W	at K.C.	Collins
Oct. 27	W	Indy	Collins
Nov. 2	W	G.B.	Collins
Nov. 9	W	at Chi.	Collins
Nov. 16	W	at Jax	Collins
Nov. 23	L	NYJ	Collins
Nov. 27	W	at Det.	Collins
Dec. 7	W	Cle.	Collins
Dec. 14	L	at Hou	Collins
Dec. 21	W	Pitts.	Collins
Dec. 28	L	at Indy	Collins

Divisional

Jan. 10 L (P) Bal. Collins
Young (1-0), Collins (12-3, 0-1)

2007 (10-6)

Date	W-L	Opp.	Starter
Sept. 9	W	at Jax	Young
Sept. 16	L	Indy	Young
Sept. 24	W	at N.O.	Young
Oct. 7	W	Atlanta	Young
Oct. 14	L	at T.B.	Young
Oct. 21	W	at Hou.	Collins
Oct. 28	W	Oak.	Young
Nov. 4	W	Car.	Young
Nov. 11	L	Jax	Young
Nov. 19	L	at Den.	Young
Nov. 25	L	at Cin.	Young
Dec. 2	W	Hou.	Young
Dec. 9	L	S.D.	Young
Dec. 16	W	at K.C.	Young
Dec. 23	W	N.Y. Jets	Young
Dec. 30	W	at Indy	Young

Wild Card

Jan. 6 L (P) at S.D. Young
Young (9-6, 0-1), Collins (1-0)

2006 (8-8)

Date	W-L	Opp.	Starter
Sept. 10	L	N.Y. Jets	Collins
Sept. 17	L	at S.D.	Collins
Sept. 24	L	at Mia.	Collins
Oct. 1	L	Dal.	Young
Oct. 8	L	at Indy	Young
Oct. 15	W	at Wash.	Young
Oct. 29	W	Hou.	Young
Nov. 5	L	at Jax	Young
Nov. 12	L	Balt.	Young
Nov. 19	W	at Phil.	Young
Nov. 26	W	N.Y. Giants	Young
Dec. 3	W	Indy	Young
Dec. 10	W	at Hou.	Young
Dec. 17	W	Jax	Young
Dec. 24	W	at Buff.	Young
Dec. 31	L	N.E.	Young

Young (8-5), Collins (0-3)

2005 (4-12)

Date	W-L	Opp.	Starter
Sept. 11	L	at Pitts.	McNair
Sept. 18	W	Balt.	McNair
Sept. 25	L	at St. L.	McNair
Oct. 2	L	Indy	McNair
Oct. 9	W	at Hou.	McNair
Oct. 16	L	Cin.	McNair
Oct. 23	L	at Ariz.	Volek
Oct. 30	L	Oak.	McNair
Nov. 6	L	at Clev.	McNair
Nov. 20	L	Jax	McNair
Nov. 27	W	S.F.	McNair
Dec. 4	L	at Indy	McNair
Dec. 11	W	Hou.	McNair
Dec. 18	L	Sea.	McNair
Dec. 24	L	at Mia.	McNair
Jan. 1	L	at Jax	Mauck

McNair (4-10), Volek (0-1), Mauck (0-1)

Front Office

Coaching Staff

Players

Rookies

2008 Season

Records

HISTORY

Playoff History

Sidelines

ALL-TIME STARTING QUARTERBACKS

Front Office

Coaching Staff

Players

Rookies

2008 Season

Records

HISTORY

Playoff History

Sidelines

2004 (5-11)

Date	W-L	Oppon.	Starter
Sept. 11	W	at Mia.	McNair
Sept. 19	L	Indy	McNair
Sept. 26	L	Jax	McNair
Oct. 3	L	at S.D.	Volek
Oct. 11	W	at G.B.	McNair
Oct. 17	L	Hou.	McNair
Oct. 24	L	at Minn.	McNair
Oct. 31	W	Cin.	Volek
Nov. 14	L	Chi.	Volek
Nov. 21	W	at Jax	McNair
Nov. 28	L	at Hou.	McNair
Dec. 5	L	at Indy	Volek
Dec. 13	L	K.C.	Volek
Dec. 19	L	at Oak.	Volek
Dec. 25	L	Den.	Volek
Jan. 2	W	Det.	Volek

Volek (2-6), McNair (3-5)

2003 (12-4)

Date	W-L	Oppon.	Starter
Sept. 7	W	Oak.	McNair
Sept. 14	L	at Indy	McNair
Sept. 21	W	N.O.	McNair
Sept. 28	W	at Pitts.	McNair
Oct. 5	L	at N.E.	McNair
Oct. 12	W	Hou.	McNair
Oct. 19	W	at Car.	McNair
Oct. 26	W	at Jax	McNair
Nov. 9	W	Mia.	McNair
Nov. 16	W	Jax.	McNair
Nov. 23	W	at Atl.	McNair
Dec. 1	L	at N.Y.J	McNair
Dec. 7	L	at Indy	McNair
Dec. 14	W	Buff.	Volek
Dec. 21	W	at Hou.	McNair
Dec. 28	W	T.B.	O'Donnell

Wild Card

Jan. 3	W (P)	at Balt.	McNair
--------	-------	----------	--------

Divisional

Jan. 10	L (P)	at N.E.	McNair
---------	-------	---------	--------

McNair (10-4, 1-1), Volek (1-0), O'Donnell (1-0)

2002 (11-5)

Date	W-L	Oppon.	Starter
Sept. 8	W	Phil.	McNair
Sept. 15	L	at Dall.	McNair
Sept. 22	L	Clev.	McNair
Sept. 28	L	at Oak.	McNair
Oct. 6	L	Wash.	McNair
Oct. 13	W	Jax.	McNair
Oct. 27	W	at Cin.	McNair
Nov. 3	W	at Indy	McNair
Nov. 10	W	Hou.	McNair
Nov. 17	W	Pitts.	McNair
Nov. 24	L	at Balt.	McNair
Dec. 1	W	at N.Y.G	McNair
Dec. 8	W	Indy	McNair
Dec. 16	W	N.E.	McNair
Dec. 22	W	at Jax.	McNair
Dec. 29	W	at Hou.	McNair

Divisional

Jan. 11	W (P)	Pitts.	McNair
---------	-------	--------	--------

AFC Championship

Jan. 19	L (P)	at Oak.	McNair
---------	-------	---------	--------

McNair (11-5, 1-1)

2001 (7-9)

Date	W-L	Oppon.	Starter
Sept. 9	L	Mia.	McNair
Sept. 23	L	at Jax.	O'Donnell
Oct. 7	L	at Balt.	McNair
Oct. 14	W	T.B.	McNair
Oct. 21	W	at Det.	McNair
Oct. 29	L	at Pitts.	McNair

Nov. 4	W	Jax.	McNair
Nov. 12	L	Balt.	McNair
Nov. 18	W	at Cin.	McNair
Nov. 25	L	Pitts.	McNair
Dec. 2	W	at Clev.	McNair
Dec. 9	L	at Minn.	McNair
Dec. 16	W	G.B.	McNair
Dec. 22	W	at Oak.	McNair
Dec. 30	L	Clev.	McNair
Jan. 6	L	Cin.	McNair

McNair (7-8), O'Donnell (0-1)

2000 (13-3)

Date	W-L	Oppon.	Starter
Sept. 3	L	at Buff.	McNair
Sept. 10	W	K.C.	McNair
Sept. 24	W	at Pitts.	O'Donnell
Oct. 1	W	N.Y. G	McNair
Oct. 8	W	at Cin.	McNair
Oct. 16	W	Jax.	McNair
Oct. 22	W	at Balt.	McNair
Oct. 30	W	at Wash.	McNair
Nov. 5	W	Pitts.	McNair
Nov. 12	L	Balt.	McNair
Nov. 19	W	Clev.	McNair
Nov. 26	L	at Jax.	McNair
Dec. 3	W	at Phil.	McNair
Dec. 10	W	Cin.	McNair
Dec. 17	W	at Clev.	McNair
Dec. 25	W	Dall.	McNair

Divisional

Jan. 7	L (P)	Balt.	McNair
--------	-------	-------	--------

McNair (12-3, 0-1), O'Donnell (1-0)

1999 (13-3)

Date	W-L	Oppon.	Starter
Sept. 12	W	Cin.	McNair
Sept. 19	W	Clev.	O'Donnell
Sept. 26	W	at Jax.	O'Donnell
Oct. 3	L	at S.F.	O'Donnell
Oct. 10	W	Balt.	O'Donnell
Oct. 17	W	at N.O.	O'Donnell
Oct. 31	W	St.L.	McNair
Nov. 7	L	at Mia.	McNair
Nov. 14	W	at Cin.	McNair
Nov. 21	W	Pitts.	McNair
Nov. 28	W	at Clev.	McNair
Dec. 5	L	at Balt.	McNair
Dec. 9	W	Oak.	McNair
Dec. 19	W	Atl.	McNair
Dec. 26	W	Jax.	McNair
Jan. 2	W	at Pitts.	McNair

Wild Card

Jan. 8	W (P)	Buff.	McNair
--------	-------	-------	--------

Divisional

Jan. 16	W (P)	at Indy	McNair
---------	-------	---------	--------

AFC Championship

Jan. 23	W (P)	at Jax.	McNair
---------	-------	---------	--------

Super Bowl XXXIV

Jan. 30	L (P)	St.L.	McNair
---------	-------	-------	--------

McNair (9-2, 3-1), O'Donnell (4-1)

1998 (8-8)

Date	W-L	Oppon.	Starter
Sept. 6	W	at Cin.	McNair
Sept. 13	L	S.D.	McNair
Sept. 20	L	at N.E.	McNair
Sept. 27	L	Jax	McNair
Oct. 11	W	at Balt.	McNair
Oct. 18	W	Cin.	McNair
Oct. 25	L	Chi.	McNair
Nov. 1	W	at Pitts.	McNair
Nov. 8	W	at T.B.	McNair
Nov. 15	W	Pitts.	McNair
Nov. 22	L	N.Y.J	McNair
Nov. 29	L	at Sea.	McNair

ALL-TIME STARTING QUARTERBACKS

Dec. 6	W	Balt.	McNair
Dec. 13	W	at Jax.	McNair
Dec. 20	L	at G.B.	McNair
Dec. 26	L	Minn.	McNair

McNair (8-8)

1997 (8-8)

Date	W-L	Oppon.	Starter
Aug. 31	W	Oak.	McNair
Sept. 7	L	at Mia.	McNair
Sept. 21	L	Balt.	McNair
Sept. 28	L	at Pitts.	McNair
Oct. 5	L	at Sea.	McNair
Oct. 12	W	Cin.	McNair
Oct. 19	W	Wash.	McNair
Oct. 26	W	at Ariz.	McNair
Nov. 2	L	Jax.	McNair
Nov. 9	W	N.Y.G.	McNair
Nov. 16	L	at Jax.	McNair
Nov. 23	W	Buff.	McNair
Nov. 27	W	at Dall.	McNair
Dec. 4	L	at Cin.	McNair
Dec. 14	L	at Bal.	McNair
Dec. 21	W	Pitts.	McNair

McNair (8-8)

1996 (8-8)

Date	W-L	Oppon.	Starter
Sept. 1	L	K.C.	Chandler
Sept. 8	W	at Jax.	Chandler
Sept. 15	W	Balt.	Chandler
Sept. 29	L	at Pitts.	Chandler
Oct. 6	W	at Cin.	Chandler
Oct. 13	W	at Atl.	Chandler
Oct. 20	W	Pitts.	Chandler
Oct. 27	L	S.F.	Chandler
Nov. 3	L	at Sea.	McNair
Nov. 10	W	at N.O.	Chandler
Nov. 17	L	Mia.	Chandler
Nov. 24	L	Car.	Chandler
Dec. 1	W	N.Y.J.	McNair
Dec. 8	L	Jax.	McNair
Dec. 15	L	Cin.	Chandler
Dec. 22	W	at Balt.	McNair

Chandler (6-6), McNair (2-2)

1995 (7-9)

Date	W-L	Oppon.	Starter
Sept. 3	W	at Jax.	Chandler
Sept. 10	L	Pitts.	Chandler
Sept. 17	L	Clev.	Furrer
Sept. 24	W	at Cin.	Chandler
Oct. 1	L	Jax.	Chandler
Oct. 8	L	at Minn.	Chandler
Oct. 22	L	at Chi.	Chandler
Oct. 29	W	T.B.	Chandler
Nov. 5	W	at Clev.	Chandler
Nov. 12	L	Cin.	Chandler
Nov. 19	L	at K.C.	Chandler
Nov. 26	W	Den.	Chandler
Dec. 3	L	at Pitts.	Chandler
Dec. 10	L	Det.	Chandler
Dec. 17	W	N.Y.J.	McNair
Dec. 24	W	Buff.	McNair

Chandler (5-8), McNair (2-0), Furrer (0-1)

1994 (2-14)

Date	W-L	Oppon.	Starter
Sept. 4	L	at Indy	Carlson
Sept. 11	L	at Dall.	Richardson
Sept. 18	L	Buff.	Richardson
Sept. 25	W	Cin.	Carlson
Oct. 3	L	at Pitts.	Carlson
Oct. 13	L	Clev.	Richardson
Oct. 24	L	at Phil.	Carlson
Oct. 30	L	at LAR	Tolliver

Nov. 6	L	Pitts.	Carlson
Nov. 13	L	at Cin.	Tolliver
Nov. 21	L	N.Y.G.	Tolliver
Nov. 27	L	at Clev.	Tolliver
Dec. 4	L	Ari.	Tolliver
Dec. 11	L	Sea.	Tolliver
Dec. 18	L	at K.C.	Tolliver
Dec. 24	W	N.Y.J.	Richardson

Tolliver (0-7), Carlson (1-4), Richardson (1-3)

1993 (12-4)

Date	W-L	Oppon.	Starter
Sept. 5	L	at N.O.	Moon
Sept. 12	W	K.C.	Moon
Sept. 19	L	at S.D.	Moon
Sept. 26	L	L.A.Rams	Moon
Oct. 11	L	at Buff.	Moon
Oct. 17	W	at N.E.	Carlson
Oct. 24	W	Cin.	Moon
Nov. 7	W	Sea.	Moon
Nov. 14	W	at Cin.	Moon
Nov. 21	W	at Clev.	Moon
Nov. 28	W	Pitts.	Moon
Dec. 5	W	Atl.	Moon
Dec. 12	W	Clev.	Moon
Dec. 19	W	at Pitts.	Moon
Dec. 25	W	at S.F.	Moon
Jan. 2	W	N.Y.J.	Carlson

Divisional

Jan. 16	L (P)	K.C.	Moon
---------	-------	------	------

Moon (10-4, 0-1), Carlson (2-0)

1992 (10-6)

Date	W-L	Oppon.	Starter
Sept. 6	L	Pitts.	Moon
Sept. 13	W	at Indy	Moon
Sept. 20	W	K.C.	Moon
Sept. 27	W	S.D.	Moon
Oct. 11	W	at Cin.	Moon
Oct. 18	L	at Den.	Moon
Oct. 25	W	Cin.	Moon
Nov. 1	L	at Pitts.	Moon
Nov. 8	L	Clev.	Moon
Nov. 15	W	at Minn.	Moon
Nov. 22	L	at Mia.	Carlson
Nov. 26	W	at Det.	Carlson
Dec. 7	W	Chi.	Carlson
Dec. 13	L	G.B.	Carlson
Dec. 20	W	at Clev.	Carlson
Dec. 27	W	Buff.	Carlson

Wild Card

Jan. 5	L (P)	at Buff.	Moon
--------	-------	----------	------

Moon (6-4, 0-1), Carlson (4-2)

1991 (11-5)

Date	W-L	Oppon.	Starter
Sept. 1	W	L.A.Raid.	Moon
Sept. 8	W	at Cin.	Moon
Sept. 16	W	K.C.	Moon
Sept. 22	L	at N.E.	Moon
Oct. 6	W	Den.	Moon
Oct. 13	W	at N.Y.J.	Moon
Oct. 20	W	at Mia.	Moon
Oct. 27	W	Cin.	Moon
Nov. 3	L	at Wash.	Moon
Nov. 10	W	Dall.	Moon
Nov. 17	L	Clev.	Moon
Nov. 24	W	at Pitts.	Moon
Dec. 2	L	Phil.	Moon
Dec. 8	W	Pitts.	Moon
Dec. 15	W	at Clev.	Moon
Dec. 21	L	at N.Y.G.	Moon

Wild Card

Dec. 29	W (P)	N.Y.J.	Moon
---------	-------	--------	------

Divisional

Jan. 4	L (P)	at Den.	Moon
--------	-------	---------	------

Moon (11-5, 1-1)

Front Office

Coaching Staff

Players

Rookies

2008 Season

Records

HISTORY

Playoff History

Schedules

ALL-TIME STARTING QUARTERBACKS

Front Office

Coaching Staff

Players

Rookies

2008 Season

Records

HISTORY

Playoff History

Sidelines

1990 (9-7)

Date	W-L	Oppon.	Starter
Sept. 9	L	at Atl.	Moon
Sept. 16	L	at Pitts.	Moon
Sept. 23	W	Indy	Moon
Sept. 30	W	at S.D.	Moon
Oct. 7	L	S.F.	Moon
Oct. 14	W	Cin.	Moon
Oct. 21	W	N.O.	Moon
Oct. 28	L	N.Y.J.	Moon
Nov. 4	L	at LA Rams	Moon
Nov. 18	W	at Clev.	Moon
Nov. 25	W	Buff.	Moon
Dec. 2	L	at Sea.	Moon
Dec. 9	W	Clev.	Moon
Dec. 16	W	at K.C.	Moon
Dec. 23	L	at Cin.	Moon
Dec. 30	W	Pitts.	Carlson

Wild Card

Jan. 6	L (P)	at Cin.	Carlson
--------	-------	---------	---------

Moon (8-7), Carlson (1-0, 0-1)

1989 (9-7)

Date	W-L	Oppon.	Starter
Sept. 10	L	at Minn.	Moon
Sept. 17	W	at S.D.	Moon
Sept. 24	L	Buff.	Moon
Oct. 1	W	Mia.	Moon
Oct. 8	L	at N.E.	Moon
Oct. 15	W	at Chi.	Moon
Oct. 22	W	Pitts.	Moon
Oct. 29	L	at Clev.	Moon
Nov. 5	W	Det.	Moon
Nov. 13	W	Cin.	Moon
Nov. 19	W	L.A. Raid.	Moon
Nov. 26	L	at K.C.	Moon
Dec. 3	W	at Pitts.	Moon
Dec. 10	W	T.B.	Moon
Dec. 17	L	at Cin.	Moon
Dec. 23	L	Clev.	Moon

Wild Card

Dec. 31	L (P)	Pitts.	Moon
---------	-------	--------	------

Moon (9-7, 0-1)

1988 (10-6)

Date	W-L	Oppon.	Starter
Sept. 4	W	at Indy	Moon
Sept. 11	W	L.A. Raid.	Carlson
Sept. 18	L	at N.Y.J.	Carlson
Sept. 25	W	N.E.	Carlson
Oct. 2	L	at Phil.	Carlson
Oct. 9	W	K.C.	Carlson
Oct. 16	W	at Pitts.	Moon
Oct. 23	L	at Cin.	Moon
Oct. 30	W	Wash.	Moon
Nov. 7	W	Clev.	Moon
Nov. 13	L	at Sea.	Moon
Nov. 20	W	Phx.	Moon
Nov. 24	W	at Dall.	Moon
Dec. 4	L	Pitts.	Moon
Dec. 11	W	Cin.	Moon
Dec. 18	L	at Clev.	Moon

Wild Card

Dec. 24	W (P)	at Clev.	Moon
---------	-------	----------	------

Divisional

Jan. 1	L (P)	at Buff.	Moon
--------	-------	----------	------

Moon (7-4, 1-1), Carlson (3-2)

1987 (9-6)

Date	W-L	Oppon.	Starter
Sept. 13	W	L.A.Rams	Moon
Sept. 20	L	at Buff.	Moon
Oct. 4	W	at Den.	Pease
Oct. 11	W	at Clev.	Pease
Oct. 18	L	N.E.	Pease

Oct. 25	W	Atl.	Moon
Nov. 1	W	at Cin.	Moon
Nov. 8	L	at S.F.	Moon
Nov. 15	W	at Pitts.	Moon
Nov. 22	L	Clev.	Moon
Nov. 29	L	at Indy	Moon
Dec. 6	W	S.D.	Moon
Dec. 13	L	at N.O.	Moon
Dec. 20	W	Pitts.	Moon
Dec. 27	W	Cin.	Moon

Wild Card

Jan. 3	W (P)	Sea.	Moon
--------	-------	------	------

Divisional

Jan. 10	L (P)	at Den.	Moon
---------	-------	---------	------

Moon (7-5, 1-1), Pease (2-1)

1986 (5-11)

Date	W-L	Oppon.	Starter
Sept. 7	W	at G.B.	Moon
Sept. 14	L	Clev.	Moon
Sept. 21	L	at K.C.	Moon
Sept. 28	L	Pitts.	Moon
Oct. 5	L	at Det.	Moon
Oct. 12	L	Chi.	Moon
Oct. 19	L	at Cin.	Moon
Oct. 26	L	L.A.Raid.	Moon
Nov. 2	L	at Mia.	Moon
Nov. 9	W	Cin.	Moon
Nov. 16	L	at Pitts.	Moon
Nov. 23	W	Indy	Moon
Nov. 30	L	at Clev.	Moon
Dec. 7	L	at S.D.	Luck
Dec. 14	W	Minn.	Moon
Dec. 21	W	Buff.	Moon

Moon (5-10), Luck (0-1)

1985 (5-11)

Date	W-L	Oppon.	Starter
Sept. 8	W	Mia.	Moon
Sept. 15	L	at Wash.	Moon
Sept. 22	L	at Pitts.	Moon
Sept. 29	L	Dall.	Moon
Oct. 6	L	at Den.	Moon
Oct. 13	L	Clev.	Moon
Oct. 20	W	Cin.	Moon
Oct. 27	W	at St.L.	Moon
Nov. 3	W	K.C.	Moon
Nov. 10	L	at Buff.	Moon
Nov. 17	L	Pitts.	Moon
Nov. 24	W	S.D.	Luck
Dec. 1	L	at Cin.	Luck
Dec. 8	L	N.Y.G.	Moon
Dec. 15	L	at Clev.	Moon
Dec. 22	L	at Indy	Moon

Moon (4-10), Luck (1-1)

1984 (3-13)

Date	W-L	Oppon.	Starter
Sept. 2	L	L.A.Raid.	Moon
Sept. 9	L	Indy	Moon
Sept. 16	L	at S.D.	Moon
Sept. 23	L	at Atl.	Moon
Sept. 30	L	N.O.	Moon
Oct. 7	L	at Cin.	Moon
Oct. 14	L	at Mia.	Moon
Oct. 21	L	S.F.	Moon
Oct. 28	L	Cin.	Moon
Nov. 4	L	at Pitts.	Moon
Nov. 11	W	at K.C.	Moon
Nov. 18	W	N.Y.J.	Moon
Nov. 25	L	at Clev.	Moon
Dec. 2	W	Pitts.	Moon
Dec. 9	L	at L.A.Rams	Moon
Dec. 16	L	Clev.	Moon

Moon (3-13)

ALL-TIME STARTING QUARTERBACKS

1983 (2-14)

Date	W-L	Oppon.	Starter
Sept. 4	L	G.B.	Manning
Sept. 11	L	at L.A.Raid.	Manning
Sept. 18	L	Pitts.	Manning
Sept. 25	L	at Buff.	Nielsen
Oct. 2	L	at Pitts.	Nielsen
Oct. 9	L	Den.	Nielsen
Oct. 16	L	at Minn.	Nielsen
Oct. 23	L	K.C.	Nielsen
Oct. 30	L	at Clev.	Nielsen
Nov. 6	L	Cin.	Nielsen
Nov. 13	W	Det.	Luck
Nov. 20	L	at Cin.	Luck
Nov. 27	L	at T.B.	Luck
Dec. 4	L	Mia.	Luck
Dec. 11	W	Clev.	Luck
Dec. 18	L	at Balt.	Luck

Nielsen (0-7), Luck (2-4), Manning (0-3)

1982 (1-8)

Date	W-L	Oppon.	Starter
Sept. 12	L	at Cin.	Nielsen
Sept. 19	W	Sea.	Nielsen
Nov. 21	L	Pitts.	Nielsen
Nov. 28	L	at N.E.	Manning
Dec. 5	L	at N.Y.G	Manning
Dec. 13	L	Dall.	Manning
Dec. 19	L	at Phil.	Manning
Dec. 26	L	Clev.	Manning
Jan. 2	L	Cin.	Nielsen

Nielsen (1-3), Manning (0-5)

1981 (7-9)

Date	W-L	Oppon.	Starter
Sept. 6	W	at L.A.Rams	Stabler
Sept. 13	W	at Clev.	Stabler
Sept. 20	L	Mia.	Stabler
Sept. 27	L	at N.Y.J	Stabler
Oct. 4	W	Cin.	Stabler
Oct. 11	W	Sea.	Stabler
Oct. 18	L	at N.E.	Stabler
Oct. 26	L	at Pitts.	Stabler
Nov. 1	L	at Cin.	Stabler
Nov. 8	W	Oak.	Reaves
Nov. 15	L	at K.C.	Reaves
Nov. 22	L	N.O.	Stabler
Nov. 29	L	Atl.	Stabler
Dec. 3	W	Clev.	Stabler
Dec. 13	L	at S.F.	Nielsen
Dec. 20	W	Pitts.	Nielsen

Stabler (5-7), Reaves (1-1), Nielsen (1-1)

1980 (11-5)

Date	W-L	Oppon.	Starter
Sept. 7	L	at Pitts.	Stabler
Sept. 15	W	at Clev.	Stabler
Sept. 21	W	Balt.	Stabler
Sept. 28	W	at Cin.	Stabler
Oct. 5	L	Sea.	Stabler
Oct. 12	L	at K.C.	Stabler
Oct. 19	W	T.B.	Stabler
Oct. 26	W	Cin.	Stabler
Nov. 2	W	at Den.	Stabler
Nov. 10	W	N.E.	Stabler
Nov. 16	W	at Chi.	Stabler
Nov. 23	L	at N.Y.J	Stabler
Nov. 30	L	Clev.	Stabler
Dec. 4	W	Pitts.	Stabler
Dec. 14	W	at G.B.	Stabler
Dec. 21	W	Minn.	Stabler

Wild Card

Dec. 28 L (P) at Oak. Stabler

Stabler (11-5, 0-1)

1979 (11-5)

Date	W-L	Oppon.	Starter
Sept. 2	W	at Wash.	Pastorini
Sept. 9	L	at Pitts.	Pastorini
Sept. 16	W	K.C.	Nielsen
Sept. 23	W	at Cin.	Pastorini
Sept. 30	W	Clev.	Pastorini
Oct. 7	L	St.L.	Pastorini
Oct. 14	W	at Balt.	Pastorini
Oct. 21	L	at Sea.	Pastorini
Oct. 28	W	N.Y.J	Pastorini
Nov. 5	W	at Mia.	Pastorini
Nov. 11	W	Oak.	Pastorini
Nov. 18	W	Cin.	Pastorini
Nov. 22	W	at Dall.	Pastorini
Dec. 2	L	at Clev.	Pastorini
Dec. 10	W	Pitts.	Pastorini
Dec. 16	L	Phil.	Pastorini

Wild Card

Dec. 23 W (P) Den. Pastorini

Divisional

Dec. 29 W (P) at S.D. Nielsen

AFC Champ.

Jan. 6 L (P) at Pitts. Pastorini

Pastorini (10-5, 1-1), Nielsen (1-0, 1-0)

1978 (10-6)

Date	W-L	Oppon.	Starter
Sept. 3	L	at Atl.	Pastorini
Sept. 10	W	at K.C.	Pastorini
Sept. 17	W	S.F.	Pastorini
Sept. 24	L	L.A.Rams	Pastorini
Oct. 1	W	at Clev.	Pastorini
Oct. 8	L	at Oak.	Pastorini
Oct. 15	W	Buff.	Pastorini
Oct. 23	W	at Pitts.	Pastorini
Oct. 29	L	at Cin.	Pastorini
Nov. 5	W	Clev.	Pastorini
Nov. 12	W	at N.E.	Pastorini
Nov. 20	W	Mia.	Pastorini
Nov. 26	W	Cin.	Pastorini
Dec. 3	L	Pitts.	Pastorini
Dec. 10	W	at N.O.	Pastorini
Dec. 17	L	S.D.	Pastorini

Wild Card

Dec. 24 W (P) at Mia. Pastorini

Divisional

Dec. 31 W (P) at N.E. Pastorini

AFC Champ.

Jan. 7 L (P) at Pitts. Pastorini

Pastorini (10-6, 2-1)

1977 (8-6)

Date	W-L	Oppon.	Starter
Sept. 18	W	N.Y.J	Pastorini
Sept. 25	W	at G.B.	Pastorini
Oct. 2	L	at Mia.	Pastorini
Oct. 9	W	Pitts.	Pastorini
Oct. 16	L	Clev.	Hadl
Oct. 23	L	at Pitts.	Pastorini
Oct. 30	L	at Cin.	Hadl
Nov. 6	W	Chi.	Pastorini
Nov. 13	L	at Oak.	Pastorini
Nov. 20	W	at Sea.	Pastorini
Nov. 27	W	K.C.	Pastorini
Dec. 4	L	Den.	Pastorini
Dec. 11	W	at Clev.	Pastorini
Dec. 18	W	Cin.	Pastorini

Pastorini (8-4), Hadl (0-2)

1976 (5-9)

Date	W-L	Oppon.	Starter
Sept. 12	W	T.B.	Pastorini
Sept. 19	W	at Buff.	Pastorini
Sept. 26	L	Oak.	Pastorini
Oct. 3	W	at N.O.	Pastorini

Front Office

Coaching Staff

Players

Rookies

2009 Season

Records

HISTORY

Playoff History

Sidelines

ALL-TIME STARTING QUARTERBACKS

Front Office

Coaching Staff

Players

Rookies

2008 Season

Records

HISTORY

Playoff History

Sidelines

Oct. 10	W	Den.	Pastorini
Oct. 17	L	at S.D.	Pastorini
Oct. 24	L	Cin.	Pastorini
Nov. 1	L	at Balt.	Pastorini
Nov. 7	L	Clev.	Pastorini
Nov. 14	L	at Cin.	Hadl
Nov. 21	L	at Pitts.	Hadl
Nov. 28	W	Atl.	Hadl
Dec. 5	L	at Clev.	Hadl
Dec. 11	L	Pitts.	Pastorini

Pastorini (4-6), Hadl (1-3)

1975 (10-4)

Date	W-L	Oppon.	Starter
Sept. 21	W	at N.E.	Pastorini
Sept. 28	W	S.D.	Pastorini
Oct. 5	L	Cin.	Pastorini
Oct. 12	W	at Clev.	Pastorini
Oct. 19	W	Wash.	Pastorini
Oct. 26	W	Det.	Pastorini
Nov. 2	W	at K.C.	Pastorini
Nov. 9	L	at Pitts.	Pastorini
Nov. 16	W	Mia.	Pastorini
Nov. 24	L	Pitts.	Pastorini
Nov. 30	L	at Cin.	Pastorini
Dec. 7	W	at S.F.	Pastorini
Dec. 14	W	at Oak.	Pastorini
Dec. 21	W	Clev.	Pastorini

Pastorini (10-4)

1974 (7-7)

Date	W-L	Oppon.	Starter
Sept. 15	W	S.D.	Dickey
Sept. 22	L	at Clev.	Dickey
Sept. 29	L	K.C.	Dickey
Oct. 6	L	Pitts.	Dickey
Oct. 13	L	at Minn.	Pastorini
Oct. 20	L	St.L.	Pastorini
Oct. 27	W	at Cin.	Pastorini
Nov. 3	W	at N.Y.J	Pastorini
Nov. 10	W	at Buff.	Pastorini
Nov. 17	W	Cin.	Pastorini
Nov. 24	L	Dall.	Pastorini
Dec. 1	W	at Pitts.	Pastorini
Dec. 8	L	at Den.	Pastorini
Dec. 15	W	Clev.	Pastorini

Pastorini (6-4), Dickey (1-3)

1973 (1-13)

Date	W-L	Oppon.	Starter
Sept. 16	L	at N.Y.G	Pastorini
Sept. 23	L	at Cin.	Pastorini
Sept. 30	L	Pitts.	Pastorini
Oct. 7	L	L.A.Rams	Pastorini
Oct. 14	L	Den.	Pastorini
Oct. 21	L	at Clev.	Pastorini
Oct. 28	L	at Chi.	Pastorini
Nov. 4	W	at Balt.	Dickey
Nov. 11	L	Clev.	Dickey
Nov. 18	L	at K.C.	Dickey
Nov. 25	L	N.E.	Dickey
Dec. 2	L	Oak.	Pastorini
Dec. 9	L	at Pitts.	Pastorini
Dec. 16	L	Cin.	Pastorini

Pastorini (0-10), Dickey (1-3)

1972 (1-13)

Date	W-L	Oppon.	Starter
Sept. 17	L	at Den.	Pastorini
Sept. 24	L	at Mia.	Pastorini
Oct. 1	W	N.Y.J	Pastorini
Oct. 9	L	Oak.	Pastorini
Oct. 15	L	at Pitts.	Pastorini
Oct. 22	L	Clev.	Pastorini
Oct. 29	L	at Cin.	Pastorini
Nov. 5	L	at Cle.	Pastorini
Nov. 12	L	Phil.	Pastorini

Nov. 19	L	G.B.	Pastorini
Nov. 26	L	at S.D.	Pastorini
Dec. 3	L	at Atl.	Pastorini
Dec. 10	L	Pitts.	Pastorini
Dec. 17	L	Cin.	Nix

Pastorini (1-12), Nix (0-1)

1971 (4-9-1)

Date	W-L	Oppon.	Starter
Sept. 19	L	at Clev.	Johnson
Sept. 26	L	K.C.	Johnson
Oct. 3	T	N.O.	Dickey
Oct. 10	L	at Wash.	Johnson
Oct. 17	L	Det.	Pastorini
Oct. 24	L	at Pitts.	Pastorini
Oct. 31	W	Cin.	Pastorini
Nov. 7	L	at N.E.	Pastorini
Nov. 14	L	at Oak.	Dickey
Nov. 21	L	at Cin.	Pastorini
Nov. 28	L	Clev.	Johnson
Dec. 5	W	Pitts.	Pastorini
Dec. 12	W	at Buff.	Pastorini
Dec. 19	W	S.D.	Pastorini

Johnson (0-4), Pastorini (4-4), Dickey (0-1-1)

1970 (3-10-1)

Date	W-L	Oppon.	Starter
Sept. 20	W	at Pitts.	Johnson
Sept. 27	L	Mia.	Johnson
Oct. 4	W	at Cin.	Johnson
Oct. 11	L	Balt.	Johnson
Oct. 18	L	Pitts.	Johnson
Oct. 25	T	at S.D.	Hadl
Nov. 1	L	at St.L.	Rhome
Nov. 8	L	at K.C.	Johnson
Nov. 15	L	S.F.	Johnson
Nov. 22	L	at Clev.	Johnson
Nov. 29	W	Den.	Johnson
Dec. 7	L	Clev.	Johnson
Dec. 13	L	Cin.	Rhome
Dec. 20	L	at Dall.	Rhome

Johnson (3-7), Rhome (0-3), Hadl (0-0-1)

1969 (6-6-2)

Date	W-L	Oppon.	Starter
Sept. 14	L	at Oak.	Beathard
Sept. 21	W	at Buff.	Beathard
Sept. 28	W	Mia.	Beathard
Oct. 5	W	Buff.	Beathard
Oct. 12	L	at K.C.	Beathard
Oct. 20	L	at N.Y.	Beathard
Oct. 26	W	Den.	Beathard
Nov. 2	L	at Bos.	Beathard
Nov. 9	T	Cin.	Trull
Nov. 16	T	at Den.	Trull
Nov. 23	W	at Mia.	Beathard
Nov. 27	L	S.D.	Beathard
Dec. 6	L	N.Y.	Trull
Dec. 14	W	Bos.	Beathard

Playoff

Dec. 21	L (P)	at Oak.	Beathard
---------	-------	---------	----------

Beathard (6-5, 0-1), Trull (0-1-2)

1968 (7-7)

Date	W-L	Oppon.	Starter
Sept. 9	L	K.C.	Beathard
Sept. 14	W	at Mia.	Beathard
Sept. 21	L	at S.D.	Beathard
Sept. 29	L	Oak.	Beathard
Oct. 6	L	Mia.	Davis
Oct. 13	W	at Bos.	Davis
Oct. 20	L	N.Y.	Davis
Oct. 27	W	at Buf.	Trull
Nov. 3	W	at Cin.	Trull
Nov. 10	L	at N.Y.	Trull
Nov. 17	W	Den.	Beathard
Nov. 28	L	at K.C.	Beathard

ALL-TIME STARTING QUARTERBACKS

Dec. 7	W	Buf.	Beathard
Dec. 15	W	Bos.	Trull

Beathard (3-4), Trull (3-1), Davis (1-2)

1967 (9-4-1)

Date	W-L	Oppon.	Starter
Sept. 9	L	K.C.	Lee
Sept. 17	W	at Buf.	Lee
Sept. 24	L	at S.D.	Lee
Oct. 1	W	Den.	Beathard
Oct. 15	T	at N.Y.	Davis
Oct. 22	W	at K.C.	Davis
Oct. 29	W	Buf.	Beathard
Nov. 5	L	at Bos.	Beathard
Nov. 12	W	at Den.	Beathard
Nov. 26	W	Bos.	Beathard
Dec. 3	W	Mia.	Beathard
Dec. 10	L	Oak.	Beathard
Dec. 16	W	S.D.	Beathard
Dec. 23	W	at Mia.	Beathard

AFL Championship

Dec. 31	L (P)	at Oak.	Beathard
---------	-------	---------	----------

Beathard (7-2, 0-1), Lee (1-2), Davis (1-0-1)

1966 (3-11)

Date	W-L	Oppon.	Starter
Sept. 3	W	Den.	Blanda
Sept. 10	W	Oak.	Blanda
Sept. 18	L	at N.Y.	Blanda
Sept. 25	L	at Buf.	Blanda
Oct. 2	L	at Den.	Blanda
Oct. 16	W	N.Y.	Blanda
Oct. 23	L	Mia.	Blanda
Oct. 30	L	at K.C.	Blanda
Nov. 6	L	at Oak.	Trull
Nov. 13	L	at Bos.	Trull
Nov. 20	L	Buf.	Trull
Dec. 4	L	S.D.	Trull
Dec. 11	L	Bos.	Humphrey
Dec. 18	L	at Mia.	Trull

Blanda (3-5), Trull (0-5), Humphrey (0-1)

1965 (4-10)

Date	W-L	Oppon.	Starter
Sept. 12	W	N.Y.	Blanda
Sept. 19	W	Bos.	Blanda
Sept. 26	L	at Oak.	Blanda
Oct. 3	L	at S.D.	Blanda
Oct. 17	L	at Den.	Blanda
Oct. 24	W	K.C.	Trull
Oct. 31	W	at Buf.	Trull
Nov. 7	L	Oak.	Blanda
Nov. 14	L	Den.	Blanda
Nov. 21	L	at N.Y.	Blanda
Nov. 28	L	at K.C.	Blanda
Dec. 5	L	Buf.	Blanda
Dec. 12	L	S.D.	Trull
Dec. 18	L	at Bos.	Blanda

Blanda (2-9), Trull (2-1)

1964 (4-10)

Date	W-L	Oppon.	Starter
Sept. 12	L	at S.D.	Blanda
Sept. 19	W	Oak	Blanda
Sept. 27	W	at Den	Blanda
Oct. 4	L	at KC	Blanda
Oct. 11	L	Buf	Blanda
Oct. 17	L	at NY	Blanda
Oct. 25	L	SD	Blanda
Nov. 1	L	at Buf	Blanda
Nov. 6	L	at Bos	Blanda
Nov. 15	L	at Oak	Blanda
Nov. 22	L	KC	Trull
Nov. 29	L	Bos	Blanda
Dec. 13	W	NY	Blanda
Dec. 20	W	DEN	Blanda

Blanda (4-9), Trull (0-1)

1963 (6-8)

Date	W-L	Oppon.	Starter
Sept. 7	L	Oak.	Blanda
Sept. 14	W	Den.	Blanda
Sept. 22	L	at N.Y.	Blanda
Sept. 28	W	Buf.	Blanda
Oct. 6	L	K. C.	Blanda
Oct. 13	W	Den.	Blanda
Oct. 20	W	Buf.	Blanda
Oct. 27	W	K. C.	Blanda
Nov. 1	L	at Bos.	Blanda
Nov. 10	W	N.Y.	Blanda
Dec. 1	L	at S.D.	Blanda
Dec. 8	L	Bos.	Blanda
Dec. 15	L	S.D.	Lee
Dec. 22	L	at Oak.	Blanda

Blanda (6-7), Lee (0-1)

1962 (11-3)

Date	W-L	Oppon.	Starter
Sept. 9	W	at Buf.	Blanda
Sept. 16	L	at Bos.	Blanda
Sept. 23	W	at S.D.	Blanda
Oct. 7	W	Buf.	Blanda
Oct. 14	W	N.Y.	Blanda
Oct. 21	L	at Den.	Blanda
Oct. 28	L	Dal.	Blanda
Nov. 4	W	at Dal.	Blanda
Nov. 11	W	at Oak.	Blanda
Nov. 18	W	Bos.	Blanda
Nov. 25	W	S.D.	Blanda
Dec. 2	W	Den.	Blanda
Dec. 9	W	Oak.	Blanda
Dec. 15	W	at N.Y.	Blanda
Dec. 23	L (P)	Dal.	Blanda

Blanda (11-3, 0-1)

1961 (10-3-1)

Date	W-L	Oppon.	Starter
Sept. 9	W	Oak.	Blanda
Sept. 24	L	at S.D.	Blanda
Oct. 1	L	at Dal.	Blanda
Oct. 8	L	Buf.	Lee
Oct. 13	T	at Bos.	Lee
Oct. 22	W	Dal.	Lee
Oct. 29	W	at Buf.	Blanda
Nov. 5	W	at Den.	Blanda
Nov. 12	W	Bos.	Blanda
Nov. 19	W	N.Y.	Blanda
Nov. 26	W	Den.	Blanda
Dec. 3	W	S.D.	Blanda
Dec. 10	W	at N.Y.	Blanda
Dec. 17	W	at Oak.	Blanda
Dec. 24	W (P)	at S.D.	Blanda

Blanda (9-2, 1-0), Lee (1-1-1)

1960 (10-4)

Date	W-L	Oppon.	Starter
Sept. 11	W	at Oak.	Blanda
Sept. 18	W	L.A.	Blanda
Sept. 25	L	Oak.	Blanda
Oct. 9	W	N.Y.	Blanda
Oct. 16	W	Dal.	Blanda
Oct. 23	W	at N.Y.	Blanda
Oct. 30	L	at Buf.	Blanda
Nov. 6	W	at Den.	Blanda
Nov. 13	L	at L.A.	Blanda
Nov. 20	W	Den.	Lee
Nov. 25	W	at Bos.	Lee
Dec. 4	L	at Dal.	Lee
Dec. 11	W	Buf.	Blanda
Dec. 18	W	Bos.	Blanda
Jan. 1	W (P)	L.A.	Blanda

Blanda (8-3, 1-0), Lee (2-1)

Front Office

Coaching Staff

Players

Rookies

2008 Season

Records

HISTORY

Playoff History

Schedules

ALL-TIME HONORS

AFL ALL-PRO

- 1960** George Blanda, QB (Honorable Mention, UPI)
 Billy Cannon, RB (Second Team, UPI, OF)
 Mike Dukes, LB (First Team, UPI)
 Don Floyd, DE (Honorable Mention, UPI)
 Bill Groman, E (First Team, UPI, OF)
 Charles Hennigan, RB (Honorable Mention, UPI)
 Al Jamison, T (First Team, AP, Second Team OF)
 Mark Johnston, S (First Team, AP, Second Team, UPI, OF)
 Rich Michael, T (First Team, UPI, OF)
 Dennit Morris, LB (Second Team OF, Honorable Mention, UPI)
 Jim Norton, S (Honorable Mention, UPI)
 Hugh Pitts, LB (Honorable Mention, UPI)
 Dave Smith, (First Team, AP, UPI, OF)
 Julian Spence, CB (First Team, UPI)
 Orville Trask, DT (Second Team, UPI, OF)
 Fred Wallner, T (Honorable Mention, UPI)
- 1961** Tony Banfield, CB (First Team, AP, UPI, OF, SN, Second Team, NY)
 George Blanda, QB (First Team, AP, UPI, OF, SN, NY)
 Billy Cannon, HB (First Team, AP, UPI, OF, SN, NY)
 Don Floyd, DE (First Team, OF)
 Bill Groman, E (First Team, AP, SN, Second Team, UPI, NY)
 Charles Hennigan, E (First Team, AP, UPI, OF, SN, NY)
 Ed Husmann, DT (Second Team, UPI, NY)
 Al Jamison, T (First Team, AP, UPI, OF, SN, NY)
 Mark Johnston, S (First Team, NY)
 Jim Norton, S (Second Team, UPI, NY)
 Bob Schmidt, C (Second Team, OF)
 Bob Talamini, G (Second Team, OF, UPI)
 Charley Tolar, FB (Second Team, UPI, OF)
- 1962** Tony Banfield, CB, (First Team, AP, UPI, OF)
 George Blanda, QB (Second Team, AP, UPI)
 Doug Cline, OLB (Second Team, AP UPI)
 Don Floyd, DE (First Team, AP, UPI, OF)
 Charles Hennigan, E (First Team, AP, UPI, OF)
 Ed Husmann, DT (First Team AP, UPI)
 Al Jamison, T (First Team, AP, UPI)
 Jim Norton, S (First Team, UPI, Second Team, AP)
 Bob Schmidt, C (Second Team, AP, UPI)
 Bob Talamini, G (First Team UPI, OF)
 Charley Tolar, FB (Second Team, AP, UPI)
- 1963** Tony Banfield, CB (First Team, AP, UPI, OF, PF)
 George Blanda, QB (Second Team, AP, NY)
 Doug Cline, OLB (Second Team, AP, NY, UPI)
 Don Floyd, DE (Second Team, NY)
 Fred Glick, S (First Team, AP, UPI, OF, NEA, NY)
 Charles Hennigan, E (Second Team, NEA, NY, Honorable Mention, AP)
 Ed Husmann, DT (Second Team, UPI)
 Bobby Jancik, S (Second Team, NY, Honorable Mention, AP, UPI)
 Rich Michael, T (Honorable Mention, UPI)
 Bob Schmidt, C (Second Team, UPI, NEA)
 Bob Talamini, G (First Team, AP, OF, NEA, NY, Second Team, UPI)
 Hogan Wharton, G (Honorable Mention, AP)
- 1964** Sonny Bishop, T (Second Team, UPI)
 Sid Blanks, T (Second Team, UPI)
 Don Floyd, DE (Second Team, UPI)
 Fred Glick, S (First Team, OF, Second Team, NEA)
 Charles Hennigan, E (First Team, AP, UPI, NEA, OF, NY)

LEGEND

- AP** - Associated Press
CP - College & Pro Football Newsweekly
DMN Dallas Morning News
DB - Dick Butkus Football Network
DE - Detroit News
DH - Don Heinrich (Pro Football Scouts)
DP - Diet Pepsi Rookie Rookie of the Year
DZ - Paul Zimmerman (N.Y. Post, 1969 -78; Sports Ill., 1979-present)
FD - Football Digest
FI - NFL Films
FN - Football News
FO - Gordon Forbes, USA Today
FW - Pro Football Weekly
FX - Larry Fox, N.Y. Daily News
GN - Gannett News Service
HF - Pro Football Hall of Fame
JT - Joe Theismann
NA - The National
NBC -NBC Sports.com
NEA - Newspaper Enterprise Association
NY - New York Daily News
OA - Bob Oates, L.A. Times
OF - Official AFL Team
PF - Pro Football Digest
PK - Peter King, Sports Illust.
RS - Pamela Robbins Scott
SI - Sports Illustrated
SN - The Sporting News
TP - Topps All-Pro Team
UPI - United Press International
USA - USA Today
WA - Pro Football Writers of America



Charles Hennigan



George Blanda

Front Office

Coaching Staff

Players

Rookies

2008 Season

Records

HISTORY


Playoff History

Sidelines

- Pete Jaquess, CB (Second Team, AP)
 Bob Talamini, G (First Team, NEA, OF, Second Team, AP, UPI, NY)
- 1965** Sonny Bishop, G (Second Team, NY)
 Ode Burrell, RB (Second Team, NY)
 Willie Frazier, TE (First Team, AP, UPI, OF, NEA, NY)
 W.K. Hicks, CB (Second Team, AP, UPI, NY)
 Bob Talamini, G (First Team, AP, UPI, OF, NY)
- 1966** Johnny Baker, OLB (Second Team, NEA)
 George Blanda, K (Second Team, NY)
 Walter Suggs, T (Second Team, UPI, NEA)
 Bob Talamini, G (First Team, OF, Second Team, UPI, NEA, NY)
- 1967** Miller Farr, CB (First Team, AP, UPI, NEA, SN, FN, NY, DE)
 Hoyle Granger, RB (Second Team, AP, UPI, NEA)
 Pat Holmes, DE (First Team, AP, UPI, NEA, FN, DE, Second Team, SN, NY)
 Bobby Maples, C (Second Team, AP, UPI, NY)
 Jim Norton, S (First Team, FN, DE, Second Team, AP, UPI, NY)
 Walter Suggs, T (First Team, SN, FN, Second Team, AP, UPI, NEA)
 Bob Talamini, G (First Team, AP, UPI, NEA, SN, FN, DE)
 George Webster, OL (First Team, AP, UPI, NEA, SN, FN, NY, DE)
- 1968** Miller Farr, CB (First Team, PF, AP, UPI, NEA, SN, FN, NY, FW)
 Hoyle Granger, RB (Second Team, FN)
 Ken Houston, S (Second Team, SN, NEA)
 Alvin Reed, TE (First Team, SN, FN, NY, Second Team, AP, UPI)
 Walter Suggs, T (First Team, SN, Second Team, AP, UPI, NEA, FN)
 George Webster, OLB (First Team, PF, WA, AP, UPI, NEA, SN, FN, NY, FW)
- 1969** Elvin Bethea, DE (Second Team, UPI)
 Sonny Bishop, G (Second Team, SN, Honorable Mention, UPI)
 Garland Boyette, MLB (Honorable Mention, UPI)
 Miller Farr, CB (First Team, SN, Second Team, AP, UPI, NEA, NY, SI)
 Hoyle Granger, RB (Second Team, SI, Honorable Mention, UPI, PF)
 Ken Houston, S (First Team, NY, SI, Second Team, AP, UPI, SN, FN)
 Alvin Reed, TE (First Team, SN, Second Team, AP, UPI, NEA, NY, SI, PF)
 Tom Regner, G (Honorable Mention, UPI)
 George Webster, OLB (First Team, WA, AP, UPI, NEA, SN, NY, SI, PF, Second Team, HF, NEA)
 Walter Suggs, T (Second Team, AP, UPI, NEA, NY)

NFL ALL-PRO

- 1970** Ken Houston, S (Second Team, NEA)
- 1971** Ken Houston, S (First Team, DZ, TP, FW, Second Team, WA, NEA, FN)
- 1972** Ken Houston, S (Second Team, WA, NEA)
- 1973** Elvin Bethea, DE (Second Team, NEA)
- 1975** Elvin Bethea, DE (First Team, FN, CP, Second Team, AP, NEA)
 Robert Brazile, OLB (First Team, DZ)
 Curley Culp, DT (First Team, AP, WA, NEA, NY, FW)
 Billy Johnson, KR (First Team, FW, Second Team, FN)
- 1976** Robert Brazile, OLB (First Team, WA, FN, NY, Second Team, AP)
- 1977** Robert Brazile, OLB (First Team, NEA, Second Team, AP)
 Ken Burrough, WR (Second Team, AP, NEA)
 Curley Culp, DT (Second Team, NEA)
 Billy Johnson, KR (First Team, AP, WA, TP, NY, FX, CP, RS, FW)
- 1978** Elvin Bethea, DE (Second Team, NEA)
 Robert Brazile, OLB (First Team, AP, WA, NEA, CP, FW)
 Earl Campbell, RB (First Team, AP, WA, NEA, CP, DZ, NY, FX, FW)
 Curley Culp, DT (Second Team, AP, NEA)
- 1979** Elvin Bethea, DE (Second Team, AP)
 Robert Brazile, OLB (First Team, AP, FW, NEA, WA)
 Earl Campbell, RB (First Team, AP, SN, FW, NEA, WA)
 Curly Culp, DT (Second Team, AP)
 Toni Fritsch, PK (First Team, AP, WA, NEA, DZ)
 Leon Gray, T (First Team, AP, WA, NEA, CP, FW)
 Vernon Perry, S (First Team, DZ)




Ken Houston



Robert Brazile



Curley Culp



Earl Campbell

Front Office

Coaching Staff

Players

Rookies

2008 Season

Records

HISTORY

Playoff History

Sidelines

ALL-TIME HONORS

Front Office

Coaching Staff

Players

Rookies

2008 Season

Records

HISTORY

Playoff History

Sidelines

- 1980** Mike Reinfeldt, S (First Team, AP, WA, NEA, CP, NY, FX, FW)
 Gregg Bingham, ILB (First Team, FX)
 Robert Brazile, OLB (First Team, WA, NEA, SN, CP, FD, FX, FW, Second Team, AP)
 Earl Campbell, RB (First Team, AP, WA, NEA, SN, CP, FD, DZ, NY, FX, FW)
 Leon Gray, T (First Team, AP, WA, SN, FD, FW, Second Team, NEA)
 Bob Young, G (First Team, FD)
- 1981** Gregg Bingham, ILB (Honorable Mention, DH)
 Robert Brazile, OLB (Second Team, AP, DH)
 Earl Campbell, RB (First Team, CP, Second Team, DH)
 Dave Casper, TE (Honorable Mention, DH)
 Vernon Perry, S (First Team, CP, Honorable Mention, DH)
- 1982** Earl Campbell, RB (Honorable Mention, DH)
 Dave Casper, TE (Honorable Mention, OA)
- 1983** Earl Campbell, RB (Honorable Mention, DH)
 Mike Munchak, G (Second Team, NEA)
- 1984** Mike Munchak, G (Second Team, NEA, DH)
- 1985** Bo Eason, S (Second Team, NEA)
 Bruce Matthews, T (Honorable Mention, DH)
 Mike Munchak, T (First Team, FD, Second Team, AP, NEA, DH)
- 1986** Bruce Matthews, T (Third Team, GN)
- 1987** Keith Bostic, S (First Team, NEA, FD, FI, Second Team, AP, DH)
 Ray Childress, DE (Honorable Mention, DH)
 Ernest Givins, WR (Honorable Mention, DH)
 Warren Moon, QB (Honorable Mention, DH)
 Mike Munchak, G (First Team, AP, WA, NEA, SN, FO, FD, TP, DH)
 Mike Rozier, RB (Honorable Mention, DH)
- 1988** Patrick Allen, CB (Honorable Mention, AP)
 Keith Bostic, S (Honorable Mention, AP)
 Ray Childress, DE (Second Team, AP, NEA, CP, FD, Honorable Mention, DH)
 Jeff Donaldson, S (Second Team, CP, Honorable Mention, AP, DH)
 Drew Hill, WR (First Team, DH, Honorable Mention, AP)
 Bruce Matthews, G (First Team, AP, WA, SN, FO, FD, DZ, DH, FW, Second Team, NEA, CP)
 Warren Moon, QB (Honorable Mention, DH)
 Mike Munchak, G (First Team, WA, NEA, FO, FW, Second Team, AP)
- 1989** Ray Childress, DE (Second Team, AP, Honorable Mention, DH)
 Bruce Matthews, G (First Team, AP, SN, DZ, FD, FI, FW, Second Team, NEA, CP)
 Greg Montgomery, P (First Team, NEA, Honorable Mention, DH)
 Warren Moon, QB (Honorable Mention, DH)
 Mike Munchak, G (First Team, NEA, FO, Second Team, AP)
 Eugene Seale, ST (First Team, FW)
- 1990** Ray Childress, DE (First Team, WA, CP, FO, DZ, SN, DH, Second Team, AP, NEA, NA, Honorable Mention, PK)
 Ernest Givins, WR (Second Team, AP, Honorable Mention, DH, PK)
 Drew Hill, WR (Honorable Mention, AP, DH)
 Haywood Jeffires, WR (Second Team, CP, NA, Honorable Mention, DH)
 Richard Johnson, CB (Second Team, CP, Honorable Mention, AP)
 Terry Kinard, S (Honorable Mention, AP)
 Bruce Matthews, G (First Team, AP, WA, NEA, CP, FO, SN, FI, DH, FW, Second Team, PK)
 Bubba McDowell, S (Honorable Mention, AP, DH)
 Greg Montgomery, P (Honorable Mention, AP, DH)
 Warren Moon, QB (First Team, SN, FI, Second Team, AP, DH, Honorable Mention, FD, PK)
 Mike Munchak, G (Second Team, AP, DH)
- 1991** Ray Childress, DT (First Team, NEA, CP, FO, FD, FI, DH, Honorable Mention, AP)
 Cris Dishman, CB (First Team, AP, FO, FD, FI, DH, FW, Second Team, CP)
 William Fuller, DE (Honorable Mention, AP, DH)
 Haywood Jeffires, WR (First Team, AP, WA, FD, FI, Second Team, NEA, CP, DH)
 Bruce Matthews, C (First Team, NEA, FD, FI, FW, Second Team, AP, CP)




Mike Munchak



Greg Montgomery



Warren Moon



Bruce Matthews

- Bubba McDowell, S (Second Team, AP, CP, DH)
 Warren Moon, QB (Honorable Mention, AP, DH)
 Mike Munchak, G (First Team, AP, WA, FW, CP, FD, Second Team, NEA, Honorable Mention, DH)
 Bo Orlando, S (Honorable Mention, AP)
 Al Smith, MLB (First Team, WA, FW, Second Team, CP, DH, Honorable Mention, AP)
- 1992**
 Ray Childress, DT (First Team, AP, WA, NEA, CP, FO, DZ, FI, JT)
 Cris Dishman, S (Honorable Mention, AP)
 William Fuller, DE (Honorable Mention, AP, JT)
 Ernest Givins, WR (Honorable Mention, JT)
 Haywood Jeffires, WR (Honorable Mention, AP, JT)
 Bruce Matthews, C (First Team, AP, WA, NEA, SN, FD, JT, Second Team, CP)
 Bubba McDowell, S (First Team, JT, Honorable Mention, AP)
 Greg Montgomery, P (Honorable Mention, AP, JT)
 Mike Munchak, G (Second Team, AP, CP, JT)
 Al Smith, MLB (First Team, AP, FD, Second Team, NEA, CP, FO, Honorable Mention, JT)
 Lorenzo White, RB (Honorable Mention, AP, JT)
- 1993**
 Ray Childress, DT (First Team, FO, Second Team, AP, CP, FD, Honorable Mention, JT)
 Al Del Greco, K (Second Team, FD, Honorable Mention, AP)
 Cris Dishman, CB (Honorable Mention, AP, JT)
 Sean Jones, DE (Honorable Mention, AP, JT)
 Bruce Matthews, C (First Team, WA, SN, CP, FD, FI, Second Team, AP)
 Greg Montgomery, P (First Team, AP, WA, SN, CP, FD, FI, Honorable Mention, JT)
 Warren Moon, QB (Honorable Mention, AP, JT)
 Mike Munchak, G (First Team, FD, FI, Second Team, AP, CP)
 Bo Orlando, S (Honorable Mention, AP)
 Marcus Robertson, S (First Team, AP, SN, JT, Second Team, CP)
 Webster Slaughter, WR (Honorable Mention, AP)
 Al Smith, MLB (Honorable Mention, AP)
- 1994**
 Rich Camarillo, P (Honorable Mention, AP)
 Bruce Matthews, C (Honorable Mention, AP)
- 1995**
 Michael Barrow, MLB (First Team, DZ)
 Blaine Bishop, S (First Team, DZ, Second Team, FD, Honorable Mention, AP)
 Darryll Lewis, CB (First Team, FD, TJ, Honorable Mention, AP)
 Bruce Matthews, G (Second Team, BM, Honorable Mention, AP)
 Mark Stepnoski, C (Honorable Mention, AP)
- 1996**
 Blaine Bishop, S (Honorable Mention, AP)
 Al Del Greco, K (Honorable Mention, AP)
 Cris Dishman, CB (Honorable Mention, AP)
 Mel Gray, KR (Honorable Mention, AP)
 Bruce Matthews, G, (First Team, DB, Second Team, AP, FD)
 John Henry Mills, ST (Second Team, FI)
 Mark Stepnoski, C (Second Team, AP, FD)
- 1997**
 Blaine Bishop, S (Honorable Mention, AP)
 Brad Hopkins, T (First Team, DZ, Honorable Mention, AP)
 Bruce Matthews, G (Honorable Mention, AP)
 Marcus Robertson, S (First Team, DZ, Honorable Mention, AP)
- 1998**
 Craig Hentrich, P (First Team, AP, WA, CP, SN, FD, USA)
 Bruce Matthews, G (First Team, AP, WA, SN, USA, Second Team, FD)
 Frank Wycheck, TE (First Team, DZ, Second Team, CP, FD)
- 1999**
 Eddie George, RB (Second Team, AP, CP, FD)
 Jevon Kearse, DE (First Team, AP, DZ, CP, SN, FD, FW, WA)
 Bruce Matthews, G (First Team, AP, FD, FW, WA)
 Jon Runyan, T (Second Team, AP, FD)
- 2000**
 Blaine Bishop, S (First Team, FD, Second Team, AP)
 Keith Bulluck, ST (Second Team, FD)
 Eddie George, RB (First Team, AP, CP, FD, FW, WA)
 Jevon Kearse, DE (First Team, FO)
 Derrick Mason, KR (First Team, AP, CP, DZ, FO, FW, SN, WA,




Mark Stepnoski



Al Del Greco



Frank Wycheck



Derrick Mason

Front Office

Coaching Staff

Players

Rookies

2008 Season

Records

HISTORY

Playoff History

Sidelines

ALL-TIME HONORS

Front Office

Coaching Staff

Players

Rookies

2008 Season

Records

HISTORY

Playoff History

Sidelines

Second Team, FD)

Bruce Matthews, G (First Team, AP, FW, SN, FD, WA)

Samari Rolle, CB (First Team, AP, CP, FD, FW, SN, WA)

2001 Frank Wycheck, TE (Second Team, AP)

2002 Keith Bulluck, LB (Second Team, AP)

2003 Keith Bulluck, LB (First Team, AP, DZ, FW, WA, PK)

Steve McNair, QB (Second Team, AP, FD, First Team, DZ)

Craig Hentrich, P (First Team, PD)

2004 Keith Bulluck, LB (First Team, DZ)

2007 Albert Haynesworth, DT (First Team, AP, DZ, FW, WA)

Rob Bironas, K (First Team, AP, SN, SI)

2008 Albert Haynesworth, DT (First Team, AP, SN, SI, NBC, DMN)

Cortland Finnegan, CB (First Team, AP, SN, SI, NBC, DMN)

Kevin Mawae, C (First Team, AP, NBC)

Michael Roos, OT (First Team, AP, SN, SI, DMN)

David Stewart, OT (Second Team, AP)

ALL-AFC

1970 Elvin Bethea, DE (Honorable Mention, UPI)

Glen Ray Hines, T (Honorable Mention, UPI)

Ken Houston, S (First Team, FW, Second Team, UPI)

Jerry LeVias, WR (Honorable Mention, UPI)

Zeke Moore, CB (Honorable Mention, UPI)

Ron Pritchard, OLB (Second Team, UPI)

Alvin Reed, TE (First Team, UPI, FW)

Walter Suggs, T (Honorable Mention, UPI)

1971 Elvin Bethea, DE (First Team, FW, Second Team, UPI)

Ken Houston, S (First Team, UPI, SN, FW)

Ron Pritchard, OLB (Second Team, UPI)

1972 Elvin Bethea, DE (First Team, SN, Second Team, UPI)

Ken Houston, S (Second Team, UPI)

Guy Murdock, C (All-Rookie)

Mike Tilleman, DT (Honorable Mention, UPI)

1973 Gregg Bingham, LB (All-Rookie)

Elvin Bethea, DE (Second Team, UPI)

John Matuszak, DT (All-Rookie)

1974 Elvin Bethea, DE (First Team, FW, TP, Second Team, UPI)

Gregg Bingham, MLB (Honorable Mention, UPI)

Ken Burrough, WR (Honorable Mention, UPI)

1975 Elvin Bethea, DE (First Team, NY)

Robert Brazile, OLB (Second Team, UPI, All-Rookie)

Curley Culp, DT (First Team, AP, UPI, SN, FW, NY, TP)

Billy Johnson, KR (First Team, FW, TP)

1976 Elvin Bethea, DE (Honorable Mention, UPI)

Robert Brazile, OLB (First Team, UPI, SN, FW, NY, TP, PB)

Curley Culp, DT (First Team, SN, FW, TP, PB, Second Team, UPI)

1977 Elvin Bethea, DE (Honorable Mention, UPI)

Robert Brazile, OLB (Second Team, UPI)

Ken Burrough, WR (Second Team, UPI)

Rob Carpenter, RB (All-Rookie)

Curley Culp, DT (First Team, FW, Honorable Mention, UPI)

Bill Currier, DB (All-Rookie)

Billy Johnson, KR (First Team, FW, NY)

George Reihner, G (All-Rookie)

1978 Elvin Bethea, DE (First Team, UPI, FW, NY, FX)

Robert Brazile, OLB (First Team, UPI, SN, FW, FX, TP)

Earl Campbell, RB (First Team, UPI, SN, FW, NY, FX, TP, All-Rookie)


Curley Culp, DT (Second Team, UPI)

Greg Sampson, T (Second Team, UPI)

1979 Jesse Baker, DE (All-Rookie)

Robert Brazile, OLB (First, UPI, SN, FW)

Earl Campbell, RB (First Team, UPI, SN, FW, NY, FX, TP)



Albert Haynesworth



Rob Bironas



Elvin Bethea



Ken Burrough



Billy Johnson



Mike Munchak

- Curley Culp, DT (Second Team, UPI)
 Toni Fritsch, PK (First Team, UPI, SN, FW, NY, FX, TP)
 Leon Gray, T (First Team, UPI, SN, FW)
 Carl Mauck, C (Second Team, UPI)
 Vernon Perry, S (All-Rookie)
 Mike Reinfeldt, S (First Team, UPI, SN, FW, NY, FX, TP)
- 1980** Gregg Bingham, ILB (First Team, FX)
 Robert Brazile, OLB (First Team, UPI, FW, NY, FX, TP, PB)
 Earl Campbell, RB (First Team, UPI, FW, NY, FX, TP, PB)
 Leon Gray, T (First Team, UPI, FW, TP)
 Carl Mauck, C (First Team, FX, Honorable Mention, UPI)
 Vernon Perry, S (Second Team, UPI)
 Mike Reinfeldt, S (Second Team, UPI)
 Carl Roaches, KR (All-Rookie)
 Greg Stemrick, CB (Second Team, UPI)
- 1981** Robert Brazile, OLB (First Team, TP, Second Team, UPI)
 Earl Campbell, RB (First Team, FX, NY, Second Team, UPI)
 Leon Gray, T (Second Team, UPI)
 Vernon Perry, S (First Team, FX)
 Carl Roaches, KR (First Team, FW, TP)
- 1982** Robert Brazile, OLB (First Team, UPI)
- 1983** Steve Brown, CB (All-Rookie)
 Bruce Matthews, T (All-Rookie)
 Harvey Salem, T (All-Rookie)
 Tim Smith, WR (First Team, FW)
 Brian Sochia, DT (All-Rookie)
- 1984** Warren Moon (All-Rookie)
 Mike Munchak, G (First Team, FW, Second Team, UPI)
 Dean Steinkuhler, T (All-Rookie)
- 1985** Ray Childress, DE (All-Rookie, WA)
 Mike Munchak, G (First Team, FN, Second Team, FN, UPI)
- 1986** Ray Childress, DE (First Team, FN)
 Ernest Givins, WR (All-Rookie, FW, WA)
- 1987** Keith Bostic, S (First Team, UPI, FW)
 Mike Munchak, G (First Team, UPI, FW, FN)
 Mike Rozier, RB (Second Team, UPI)
- 1988** Ray Childress, DE (First Team, UPI, FW)
 Drew Hill, WR (Second Team, UPI)
 Bruce Matthews, G (First Team, UPI, FW, FN)
 Warren Moon, QB (Second Team, UPI)
 Mike Munchak, G (First Team, FW, Second Team, UPI)
 Eugene Seale, ST (First Team, FW)
- 1989** Ray Childress, DE (Second Team, UPI)
 John Grimsley, ILB (Second Team, UPI)
 Bruce Matthews, G (First Team, UPI, FW, FN)
 Bubba McDowell, CB (All-Rookie, FW, WA)
 Greg Montgomery, P (First Team, UPI, FW)
 Warren Moon, QB (First Team, UPI, FN)
 Mike Munchak, G (First Team, UPI, FW)
 Tony Zendejas, K (Second Team, UPI)
- 1990** Ray Childress, DT (First Team, FN, Second Team, UPI)
 Ernest Givins, WR (First Team, UPI)
 Drew Hill, WR (First Team, FN, Second Team, UPI)
 Bruce Matthews, G (First Team, UPI, FW, FN)
 Warren Moon, QB (First Team, UPI, FW, FN)
 Mike Munchak, G (First Team, FN, Second Team, UPI)
- 1991** Ray Childress, DT (First Team, UPI, FW)
 Cris Dishman, CB (First Team, UPI, FW, FN)
 John Flannery, G/C (All-Rookie, FW, WA)
 William Fuller, DE (First Team, UPI, FW, FN)
 Haywood Jeffires, WR (First Team, UPI, FW, FN)



Mike Reinfeldt



Bruce Matthews



Drew Hill



Warren Moon



Ray Childress



Warren Moon

Front Office

Coaching Staff

Players

Rookies

2008 Season

Records

HISTORY

Playoff History

Sidelines

ALL-TIME HONORS

Front Office

Coaching Staff

Players

Rookies

2008 Season

Records

HISTORY

Playoff History

Sidelines

- Bruce Matthews, C (First Team, FW)
 Mike Munchak, G (First Team, UPI, FW, FN)
 Al Smith, (First Team, UPI, FW, FN)
- 1992**
 Ray Childress, DT (First Team, FW)
 Haywood Jeffires, WR (First Team, UPI, FW, FN)
 Bruce Matthews, C (First Team, UPI, FW, FN)
 Greg Montgomery, P (First Team, UPI)
 Mike Munchak, G (First Team, UPI, FW, FN)
 Eddie Robinson, LB (All-Rookie, FW, WA)
 Al Smith, MLB (First Team, FW, FN)
- 1993**
 Ray Childress, DT (First Team, UPI, FW, FN)
 Brad Hopkins, T (All-Rookie, FW, WA)
 Bruce Matthews, C (First Team, UPI, FW, FN)
 Greg Montgomery, P (First Team, UPI, FW, FN)
 Mike Munchak, G (First Team, UPI, FW, FN)
- 1995**
 Blaine Bishop, S (First Team, UPI, FW, FN)
 Darryll Lewis, CB (First Team, FN, Second Team, UPI)
 Bruce Matthews, G (First Team, UPI, FW, FN)
 Marcus Robertson, S (First Team, UPI, FW)
 Chris Sanders, WR (All-Rookie, FW, WA)
 Gary Walker, DT (All-Rookie, FW, WA)
- 1996**
 Blaine Bishop, S (Second Team, UPI)
 Al Del Greco, K (Second Team, UPI)
 Eddie George, RB (Second Team, UPI, All-Rookie, FW, WA)
 Bruce Matthews, G (First Team, UPI, FW, FN)
 John Henry Mills, ST (First Team, FW)
 Mark Stepnoski, C (Second Team, UPI)
- 1997**
 Kenny Holmes, DE (All-Rookie, FW, WA)
 Bruce Matthews, G (First Team, FW, FN)
- 1998**
 Craig Hentrich, P (First Team, FW, FN)
 Kevin Long, C (All-Rookie, FW, WA)
 Bruce Matthews, G (First Team, FW, FN)
- 1999**
 Eddie George, RB (First Team, FW)
 Jevon Kearse, DE (First Team, FW, FN, All-Rookie, FW, WA)
 Bruce Matthews, G (First Team, FW, FN)
 John Thornton, DT (All-Rookie, FW, WA)
- 2000**
 Blaine Bishop, S (First Team, FN)
 Eddie George, RB (First Team, FN, FW)
 Brad Hopkins, T (First Team, FW)
 Derrick Mason, KR (First Team, FN, FW), PR (First Team, FW)
 Bruce Matthews, G (First Team, FN, FW)
 Samari Rolle, CB (First Team, FW, FN)
- 2002**
 Jeff Fisher (Coach of the Year, FD)
 Steve McNair, QB (First Team, SI) (3rd in MVP voting, AP)
 Carlos Hall, DE (All-Rookie, FW, WA)
 Keith Bulluck, LB (First Team, FW, FD) (Second Team All-Pro, AP)
 Lance Schulters, S (First Team, FW)
 Kevin Carter, DE (Second Team, FD)
- 2003**
 Keith Bulluck, LB (First Team, FW)
 Craig Hentrich, P (First Team, FW)
- 2004**
 Jacob Bell, G (All-Rookie, FW, WA)
- 2005**
 Pacman Jones, CB/PR/KR (All-Rookie, CP, FW, WA)
- 2006**
 Vince Young, QB (All-Rookie, PF, WA)
- 2007**
 Kevin Mawae, C (First Team, PK)
- 2008**
 Cortland Finnegan, CB (First Team, WA)
 Chris Johnson, RB (First Team, WA)
 Kevin Mawae, C (First Team, WA)



Brad Hopkins



Blaine Bishop



Eddie George



Keith Bulluck



Kevin Mawae

(Year reflects season in which player was selected)
AFL ALL-STAR



George Blanda

- 1961 Tony Banfield, CB (1)
George Blanda, QB (1)
Billy Cannon, HB
Don Floyd, DE (1)
Charles Hennigan, E (1)
Ed Husmann, DT (1)
Al Jamison, T (1)
Mark Johnston, S
Bob McLeod, E
Dennit Morris, LB
Bob Schmidt, C
Charley Tolar, FB (1)
- 1962 Tony Banfield, CB (2)
George Blanda, QB (2)
Willard Dewveall, E
Don Floyd, DE (2)
Fred Glick, S (1)
Charles Hennigan, E (2)
Ed Husmann, DT (2)
Al Jamison, T (2)
Rich Michael, T (1)
Jim Norton, S (1)
Bob Schmidt, C (2)
Bob Talamini, G (1)
Charley Tolar, FB (2)
- 1963 Tony Banfield, CB (3)
George Blanda, QB (3)
Fred Glick, S (2)
Charles Hennigan, E (3)
Ed Husmann, DT (3)
Rich Michael, T (2)
Jim Norton, S (2)
Bob Schmidt, C (3)
Bob Talamini, G (2)
- 1964 Sid Blanks, RB
Don Floyd, DE (3)
Fred Glick, S (3)
Charles Hennigan, E (4)
Pete Jaquess, CB
Bob Talamini, G (3)
Ode Burrell, RB (2)
Willie Frazier, TE
Charles Hennigan, E (5)
Bob Talamini, G (4)
Charles Frazier, E
- 1966 W.K. Hicks, CB
Bob Talamini, G (5)
- 1967 Woody Campbell, RB
Miller Farr, CB (1)
Hoyle Granger, RB (1)
Pat Holmes, DE (1)
Jim Norton, S (3)
Walter Suggs, T (1)
Bob Talamini, G (6)
George Webster, LB (1)
- 1968 Sonny Bishop, G
Garland Boyette, MLB (1)
Miller Farr, CB (2)
Hoyle Granger, RB (2)
Glen Ray Hines, T (1)
Pat Holmes, DE (2)
Bobby Maples, C

- 1969 Alvin Reed, TE (1)
Walter Suggs, T (2)
George Webster, LB (2)
Jim Beirne, WR
Elvin Bethea, DE (1)
Garland Boyette, MLB (2)
Miller Farr, CB (3)
Glen Ray Hines, T (2)
Ken Houston, S (2)
Jerry LeVias, WR
Zeke Moore, CB (1)
Alvin Reed, TE (2)
George Webster, LB (3)

AFC PRO BOWL

- 1970 Ken Houston, S (3)
Zeke Moore, CB (2)
- 1971 Elvin Bethea, DE (2)
Ken Houston, S (4)
- 1972 Elvin Bethea, DE (3)
Ken Houston, S (5)
- 1973 Elvin Bethea, DE (4)
- 1974 Elvin Bethea, DE (5)
- 1975 Elvin Bethea, DE (6)
Ken Burrough, WR (1)
Curley Culp, DT (1)
Billy Johnson, KR (1)
Dan Pastorini, QB
Robert Brazile, OLB (1)
Curley Culp, DT (2)
- 1976 Robert Brazile, OLB (2)
Curley Culp, DT (3)
Billy Johnson, KR (2)
- 1977 Robert Brazile, OLB (2)
Ken Burrough, WR (2)
Curley Culp, DT (3)
Billy Johnson, KR (2)



Earl Campbell

- 1978 Elvin Bethea, DE (7)
Robert Brazile, OLB (3)
Earl Campbell, RB (1)
Curley Culp, DT (4)
Elvin Bethea, DE (8)
Robert Brazile, OLB (4)
Earl Campbell, RB (2)
Toni Fritsch, K
Leon Gray, T (1)
Mike Reinfeldt, S
- 1979 Robert Brazile, OLB (5)
Dave Casper, TE
Earl Campbell, RB (3)
Greg Sternrick, CB
- 1981 Robert Brazile, OLB (6)
Earl Campbell, RB (4)
Leon Gray, T (2)
Carl Roaches, KR
Robert Brazile, OLB (7)
- 1982 Earl Campbell, RB (5)
- 1983 Mike Munchak, G (1)
- 1985 Mike Munchak, G (2)
- 1987 Keith Bostic, S (1)
Mike Munchak, G (3)
Mike Rozier, RB (1)
Keith Bostic, S (2)
Ray Childress, DE (1)
John Grimsley, ILB
Drew Hill, WR (1)
Bruce Matthews, G (1)
Warren Moon, QB (1)

- 1989 Mike Munchak, G (4)
Mike Rozier, RB (2)
Bruce Matthews, G (2)
Warren Moon, QB (2)
Mike Munchak, G (5)
Ray Childress, DT (2)
- 1990 Ernest Givins, WR (1)
Drew Hill, WR (2)
Bruce Matthews, G (3)
Warren Moon, QB (3)
Mike Munchak, G (6)
Ray Childress, DT (3)
Cris Dishman, CB
William Fuller, DE
Haywood Jeffires, WR (1)
Bruce Matthews, C (4)
Warren Moon, QB (4)
Mike Munchak, G (7)
Al Smith, MLB (1)
- 1991 Ray Childress, DT (4)
Curtis Duncan, WR
Ernest Givins, WR (2)
Haywood Jeffires, WR (2)
Bruce Matthews, C (5)
Warren Moon, QB (5)
Mike Munchak, G (8)
Al Smith, MLB (2)
Lorenzo White, RB
- 1993 Ray Childress, DT (5)
Haywood Jeffires, WR (3)
Sean Jones, DE
Bruce Matthews, C (6)
Greg Montgomery, P
Warren Moon, QB (6)
Mike Munchak, G (9)
Webster Slaughter, WR (2,1)
- 1994 Bruce Matthews, C (7)
- 1995 Blaine Bishop, S (1)
Darryll Lewis, CB
Bruce Matthews, C (8)
Mark Stepnoski, C (4, 1)
- 1996 Blaine Bishop, S (2)
Bruce Matthews, G (9)
John Henry Mills, ST
Mark Stepnoski, C (5, 2)
- 1997 Blaine Bishop, S (3)
Eddie George, RB (1)
Bruce Matthews, G (10)
- 1998 Eddie George, RB (2)
Craig Henrich, P
Bruce Matthews, G (11)
Frank Wycheck, TE
Eddie George, RB (3)
- 1999 Jevon Kearse, DE
Frank Wycheck, TE (2)
Bruce Matthews, G (12)
Blaine Bishop, S (4)
Eddie George, RB (4)
Brad Hopkins, T (1)
Jevon Kearse, DE (2)
Derrick Mason, KR (1)
Bruce Matthews, G (13)
Steve McNair, QB (1)
Samari Rolle, CB (1)
Frank Wycheck, TE (3)
- 2000



Samari Rolle

Front Office

Coaching Staff

Players

Rookies

2008 Season

Records

HISTORY

Playoff History

Sidelines

ALL-TIME HONORS

Front Office

Coaching Staff

Players

Rookies

2008 Season

Records

HISTORY

Playoff History

Sidelines

- 2001 Bruce Matthews, G (14)
- 2002 Jevon Kearse, DE (3)
- 2003 Kevin Carter, DE (2)
- 2003 Steve McNair, QB (2)
- 2003 Keith Bulluck, LB (1)
- 2003 Brad Hopkins, OT (2)
- 2003 Craig Henrich, P (2)
- 2003 Derrick Mason, WR (2)
- 2005 Steve McNair, QB (3)
- 2005 Kyle Vanden Bosch, DE (1)
- 2006 Vince Young, QB (1)
- 2007 Rob Bironas, K (1)
- 2008 Albert Haynesworth, DT (1)
- 2008 Kyle Vanden Bosch, DE (2)
- 2008 Cortland Finnegan, CB (1)
- 2008 Albert Haynesworth, DT (2)
- 2008 Kevin Mawae, C (7)
- 2008 Chris Hope, S (1)
- 2008 Chris Johnson, RB (1)
- 2008 Michael Roos, OT (1)
- 2008 Kerry Collins, QB (2)
- 2008 Michael Griffin, S (1)

ASSOCIATED PRESS NFL MVP

- 1979 Earl Campbell, RB
- 2003 Steve McNair, QB



Steve McNair

BERT BELL TROPHY

(NFL Most Valuable Player presented by Philadelphia Maxwell Club)

- 1979 Earl Campbell, RB

BERT BELL ROOKIE OF THE YEAR

(NFL Rookie Most Valuable Player presented by Philadelphia Maxwell Club)

- 1996 Eddie George, RB

AFL PLAYER OF THE YEAR

- 1961 George Blanda, QB (UPL, SN)
- 1967 George Blanda, QB (SN)

AFL DEF. ROOKIE OF THE YEAR

- 1967 George Webster, LB (SN)

NFL PLAYER OF THE YEAR

- 1978 Earl Campbell, RB (NEA, WA, FD, NY)
- 1979 Earl Campbell, RB (NEA, WA)
- 1980 Earl Campbell, RB (NEA, NY, CP)
- 2003 Steve McNair, QB (DZ)

NFL OFF. PLAYER OF THE YEAR

- 1978 Earl Campbell, RB (AP)
- 1979 Earl Campbell, RB (AP, FW)
- 1980 Earl Campbell, RB (AP)

NFL DEF. PLAYER OF THE YEAR

- 1975 Curley Culp, DT (NEA)
- 1979 Jesse Baker, DT (FW)

NFL ROOKIE OF THE YEAR

- 1978 Earl Campbell, RB (AP)
- 1979 Jesse Baker, DT (FW)
- 1996 Eddie George, RB (SN, FW, SI)
- 2006 Vince Young, QB (SI, DP)

NFL OFF. ROOKIE OF THE YEAR

- 1978 Earl Campbell, RB (FW)
- 1996 Eddie George, RB (AP, FW, FD, CP)
- 2006 Vince Young, QB (AP, PF, WA)

NFL DEF. ROOKIE OF THE YEAR

- 1975 Robert Brazile, LB (AP)
- 1979 Jesse Baker, DT (FW)
- 1999 Jevon Kearse, DE (AP, FN, FW, CP, FD)

AFC PLAYER OF THE YEAR

- 1978 Earl Campbell, RB (SN, NY)
- 2000 Eddie George, RB (FN)

AFC OFF. PLAYER OF THE YEAR

- 1978 Earl Campbell, RB (UPL, KC)
- 1990 Warren Moon, QB (UPI)

AFC DEF. PLAYER OF THE YEAR

- 1975 Robert Brazile, LB (SN)
- 1979 Jesse Baker, DT (FW)
- Mike Reinfeldt, S (KC)

DIET PEPSI ROOKIE OF THE YEAR

- 2006 Vince Young, QB

ED BLOCK COURAGE AWARD

(nominee from each NFL team for courage in battling injuries)

- 1984 Bob Hamm
- 1985 Pat Howell
- 1986 Dean Steinkuhler
- 1987 Kent Hill
- 1988 Alonzo Highsmith
- 1989 Doug Smith
- 1990 Mike Munchak
- 1991 Bubba McDowell
- 1992 Warren Moon
- 1993 Curtis Duncan
- 1994 Marcus Robertson
- 1995 Barron Wortham
- 1996 Blaine Bishop
- 1997 Bruce Matthews
- 1998 Steve Jackson
- 1999 Steve McNair
- 2000 Kenny Holmes
- 2001 Kevin Dyson
- 2002 Eddie George
- 2003 Kevin Carter
- 2004 Keith Bulluck
- 2005 Tank Williams
- 2006 Brandon Jones
- 2007 David Thornton
- 2008 Chris Hope

TITANS MAN OF THE YEAR

(nominee from each NFL team for Walter

Payton NFL Man of the Year)

- 1996 Marcus Robertson
- 1997 Al Del Greco
- 1998 Al Del Greco
- 1999 Chris Sanders
- 2000 Kenny Holmes
- 2001 Jason Fisk
- 2002 Kevin Carter
- 2003 Kevin Carter
- 2004 Kevin Carter
- 2005 Steve McNair
- 2006 Keith Bulluck
- 2007 Keith Bulluck
- 2008 David Thornton

NFL PLAYER OF THE WEEK

- 1984 Larry Moriarty, RB, Week 11 (AFC Offensive)
- 1985 Steve Brown, CB, Week 1 (AFC Defensive)
- Bo Eason, S, Week 12 (AFC Defensive)
- 1987 Eugene Seale, LB, Week 4 (AFC Defensive)
- 1988 Ray Childress, DT, Week 1 (AFC Defensive)
- Allen Pinkett, RB, Week 4 (AFC Offensive)
- 1978 Earl Campbell, RB (SN, NY)
- Drew Hill, WR, Week 9 (AFC Offensive)
- 1989 Warren Moon, QB, Week 6 (AFC Offensive)
- 1990 Warren Moon, QB, Week 6 (AFC Offensive)
- Johnny Meads, LB, Week 7 (AFC Defensive)
- Warren Moon, QB, Week 11 (AFC Offensive)
- Lorenzo White, RB, Week 12 (AFC Offensive)
- Warren Moon, QB, Week 15 (AFC Offensive)
- Cody Carlson, QB, Week 17 (AFC Offensive)
- 1991 Lamar Lathon, LB, Week 2 (AFC Defensive)
- Ernest Givins, WR, Week 6 (AFC Offensive)
- Haywood Jeffires, WR, Week 7 (AFC Offensive)
- Warren Moon, QB, Week 12 (AFC Offensive)
- Ray Childress, DT, Week 15 (AFC Defensive)
- William Fuller, DE, Week 16 (AFC Defensive)
- 1992 Cody Carlson, QB, Week 13 (AFC Offensive)
- Lorenzo White, RB, Week 16 (AFC Offensive)
- Ray Childress, DT, Week 17 (AFC Defensive)
- 1993 Marcus Robertson, S, Week 2 (AFC Defensive)
- Greg Montgomery, P, Week 7 (AFC Special Teams)
- Warren Moon, QB, Week 8 (AFC Offensive)
- Gary Brown, RB, Week 11 (AFC Offensive)
- Marcus Robertson, S, Week 12 (AFC Defensive)
- William Fuller, DE, Week 13 (AFC Defensive)
- Steve Jackson, CB, Week 14 (AFC Defensive)
- Gary Brown, RB, Week 16 (AFC Offensive)
- Blaine Bishop, S, Week 17 (AFC Defensive)
- Ray Childress, DT, Week 18 (AFC Defensive)
- 1995 Chris Chandler, QB, Week 4 (AFC Offensive)
- John Henry Mills, LB, Week 4 (AFC Special Teams)
- Cris Dishman, CB, Week 9 (AFC Defensive)
- 1996 Eddie George, RB, Week 2 (AFC Offensive)

- Mel Gray, KR, Week 6
(AFC Defensive)
- 1997 Eddie George, RB, Week 1
(AFC Offensive)
- M. Robertson, FS, Wk. 14
(AFC Defensive)
- 1998 Blaine Bishop, SS, Week 6
(AFC Defensive)
- Mike Archie, RB, Week 7
(AFC Special Teams)
- Eddie George, RB, Week 10
(AFC Offensive)
- Craig Hentrich, P, Week 10
(AFC Special Teams)
- 1999 Al Del Greco, K, Div. playoff
(AFC Special Teams)
- Steve McNair, QB, Week 8, 16,
AFC Champ.
(AFC Offensive)
- Derrick Mason, WR/KR,
Week 12, AFC Champ.
(AFC Special Teams)
- Eddie Robinson, LB, Week 14
(AFC Defensive)
- Kevin Dyson, Frank Wycheck,
Wildcard Game
(AFC Special Teams)
- 2000 Derrick Mason, KR/PR, Week 4
(AFC Special Teams)
- Randall Godfrey, LB, Week 8, 17
(AFC Defensive)
- Samari Rolle, CB, Week 9
(AFC Defensive)
- Al Del Greco, K, Week 14
(AFC Special Teams)
- Eddie Robinson, LB, Week 14
(AFC Defensive)
- Eddie George, RB, Week 16
(AFC Offensive)
- 2001 Joe Nedney, K, Week 5
(AFC Special Teams)
- Joe Nedney, K, Week 6
(AFC Special Teams)
- Steve McNair, QB, Week 8
(AFC Offensive)
- Derrick Mason, WR, Week 10
(AFC Special Teams)
- Steve McNair, QB, Week 12
(AFC Offensive)
- 2002 Carlos Hall, DE, Week 1
(AFC Defensive)
- Steve McNair, QB, Week 9
(AFC Offensive)
- Frank Wycheck, TE, AFC
Div. Playoff
(NFL Offensive)
- 2003 Craig Hentrich, P, Week 1
(AFC Special Teams)
- Rocky Boiman, LB, Week 4
(AFC Defensive)
- Jevon Kearse, DE, Week 7
(AFC Defensive)
- Justin McCareins, WR, Week 12
(AFC Special Teams)
- Craig Hentrich, P, Week 16
(AFC Special Teams)
- Gary Anderson, K, Week 17
(AFC Special Teams)
- Gary Anderson, K, AFC
Wild Card
(AFC Special Teams)
- 2004 Chris Brown, RB, Week 5
(AFC Offensive)
- 2005 Pacman Jones, CB, Week 14
(AFC Special Teams)

- 2006 Vince Young, QB, Week 16
(AFC Offensive)
- Casey Cramer, TE, Week 6
(AFC Special Teams)
- Rob Bironas, K, Week 13
(AFC Special Teams)
- 2007 Chris Brown, RB, Week 1
(AFC Offensive)
- Keith Bulluck, LB, Week 3
(AFC Defensive)
- Kyle Vanden Bosch, DE, Week 16
(AFC Defensive)
- Rob Bironas, K, Week 7
(AFC Special Teams)
- Rob Bironas, K, Week 17
(AFC Special Teams)
- 2008 Cortland Finnegan, Week 1
(AFC Defensive)
- Keith Bulluck, LB, Week 2
(AFC Special Teams)
- Craig Hentrich, P, Week 10
(AFC Special Teams)
- Chris Hope, S, Week 8)
(AFC Defensive)
- NFL.COM ALL-HEART
PLAYER OF THE WEEK**
- 2000 Eddie George, RB, Week 6
Bruce Matthews, G, Week 7
- NFL PLAYER OF THE MONTH**
- 1988 Drew Hill, WR, September
(AFC Offensive)
- 1990 Warren Moon, QB, November
(AFC Offensive)
- 1991 Cris Dishman, CB, October
(AFC Defensive)
- 1992 Lorenzo White, RB, December
(AFC Offensive)
- 1993 Gary Brown, RB, November
(AFC Offensive)
- Al Del Greco, K, November
(AFC Special Teams)
- Cris Dishman, CB, December
(AFC Defensive)
- 1996 Al Del Greco, K, October
(AFC Special Teams)
- 1998 Craig Hentrich, P, November
(AFC Special Teams)
- 1999 Jevon Kearse, DE, December
(AFC Defensive)
- 2000 Derrick Mason, KR/PR, October
(AFC Special Teams)
- 2002 Steve McNair, QB, December
(AFC Offensive)
- 2003 Steve McNair, QB, October
(AFC Offensive)
- 2007 Rob Bironas, K, October
(AFC Special Teams)
- 2008 Albert Haynesworth, DT, Sept.
(AFC Defensive)
- FEDEX GROUND PLAYER OF
THE WEEK**
- 2004 Chris Brown, RB, Week 5
- 2007 Chris Brown, RB, Week 1
- NFL ROOKIE OF THE MONTH**
- 1996 Eddie George, RB, Sept.
- 1999 Jevon Kearse, DE, Sept., Nov., Dec.
- 2008 Chris Johnson, RB, Sept.
- AFC OFFENSIVE
ROOKIE OF THE YEAR**

- 1996 Eddie George, RB (PF, FD, CP)
- 2006 Vince Young, QB (AP, PF, WA)

**AFC DEFENSIVE
ROOKIE OF THE YEAR**

- 1999 Jevon Kearse, DE
(AP,PF,W,FN,CP,W)



Jevon Kearse

AFL ALL-ROOKIE

- 1967 George Webster, LB

NFL ALL-ROOKIE

- 1972 Guy Murock, C
- 1973 Gregg Bingham, LB
- John Matuszak, DT
- 1975 Robert Brazile, LB
- 1977 Rob Carpenter, RB
- Bill Currier, DB
- George Reihner, G
- 1978 Earl Campbell, RB
- 1979 Jesse Baker, DT
- Vernon Perry, S
- 1980 Carl Roaches, KR
- 1983 Steve Brown, CB
- Bruce Matthews, T
- Harvey Salem, T
- Brian Sochia, DT
- 1984 Warren Moon, QB
- Dean Steinkuhler, T
- 1985 Ray Childress, DT
- 1986 Ernest Givins, WR
- 1989 Bubba McDowell, S
- 1991 John Flannery, C
- 1992 Eddie Robinson, LB
- 1993 Brad Hopkins, T
- 1995 Chris Sanders, WR
- Gary Walker, DT
- 1996 Eddie George, RB
- 1997 Kenny Holmes, DE
- 1998 Kevin Long, C
- 1999 Jevon Kearse, DE
- John Thornton, DT
- 2002 Carlos Hall, DE
- 2004 Jacob Bell, G
- 2005 Pacman Jones, CB/PR/KR
- 2006 Vince Young, QB
- 2008 Chris Johnson, RB

PRO BOWL PLAYER OF THE GAME

- 1976 Billy Johnson, PR

NFL 75th ANNIVERSARY TEAM

- Ken Houston, S
- Billy Johnson, PR

NFL ALL-DECADE TEAM

- 1970's Ken Houston, S
- 1980's Billy Johnson, PR

NFL ALUMNI

- 1999 Jevon Kearse, DE
(Pass Rusher of the Year)
- 2000 Bruce Matthews, G
(Offensive Lineman of the Year)

Front Office

Coaching Staff

Players

Rookies

2008 Season

Records

HISTORY

Playoff History

Sidelines

Front Office

Coaching Staff

Players

Rookies

2008 Season

Records

HISTORY

Playoff History

Sidelines



Quarterback/Kicker

GEORGE Blanda



Height6'2" NFL seasons26
 Weight.....215 lbs. With Oilers7
 Born.....9.27.27 Years With Oilers1960-66
 CollegeKentucky Career GP.....340
 Hometown.....Youngwood, Pa. Hall of Fame Induction ..1981

George Blanda, who came out of retirement with the emergence of the American Football League in 1960, was the offensive catalyst for the explosive Oiler squads of the early 1960s. He played quarterback and handled the placekicking chores in Columbia blue for seven of his NFL-record 26 seasons in the league. Blanda was the team's leading passer and scorer in each of those seven seasons and still owns franchise records for most extra points (299), most touchdown passes in a season

(36) and most touchdown passes in a game (7). He is also second in points scored with 596. The 36 scoring tosses stood as an NFL record for an astounding 23 years. Blanda's NFL career records included most games (340), most points (2,002) and most extra points (943). He also passed for 236 touchdowns. But, perhaps most importantly to Oilers fans, Blanda captained the Oilers to two consecutive AFL titles in 1960 and 1961, earning



AFL Player of the Year honors in 1961. Blanda's career was divided into three distinct parts, 10 years with the Chicago Bears, seven seasons with the Houston Oilers and nine years with the Oakland

Raiders. In 1970, he became the oldest quarterback to play in a title game. He was just a month shy of his 49th birthday when he retired before the 1976 season.



BLANDA'S CAREER STATISTICS

Year	Team	G	Passing					Rushing				
			Att.	Com.	Yds.	TD	INT	Rating	No.	Yds.	Avg.	TD
1949-58	Chicago	116	988	445	5,936	48	70	51.3	91	312	3.4	5
1960-66	Houston	98	2,784	1,347	19,149	165	189	73.8	41	28	-0.6	4
1967-75	Oakland	126	235	119	1,835	23	18	69.4	3	4	1.3	0
Totals		340	4,007	1,911	26,920	236	277	60.6	135	344	2.5	9

Year	Team	G	Kicking				
			FGs	FGA	Pct.	PATs	Pts
1949-58	Chicago	116	82	201	40.8	247	541
1960-66	Houston	98	91	187	48.6	301	598
1967-75	Oakland	126	162	249	65.1	395	863
Totals		340	335	637	52.6	943	2,002



Safety


KEN Houston



Height	6'3"	NFL seasons	14
Weight.....	197 lbs.	With Oilers	6
Born.....	11.12.44	Years With Oilers	1967-72
College	Prairie View A&M	Career GP.....	196
Hometown.....	Lufkin, Texas	Hall of Fame Induction ..	1986

Considered one of the best safeties in football history, Ken Houston picked off 49 passes (898 yards), recovered 21 fumbles and scored 12 touchdowns over his 14-season NFL career, earning Pro Bowl honors 12 consecutive times (1968-69 AFL, 1970-79 NFL). Houston returned an NFL-record nine interceptions for a touchdown in his six seasons as an Oiler. Four of those scores came in 1971, tying an NFL record. He returned two in one game against San Diego in the 1971 season finale, which also ties an NFL mark. His other three touchdowns came on a punt return, a fumble return and a

blocked field goal return. Houston also holds the Oilers record for most career interception return yards with 650. With a long, fluid stride, Houston had excellent speed and quickness. His 6-3, 197-pound frame made him an ideal pass defender. Yet his lean, muscular body helped him to become a punishing tackler. Originally a ninth-round draft choice out of Prairie View A&M, Houston earned a starter's role by the third game of his rookie season. Two weeks later in a game against the New York Jets, he scored two touchdowns,



one on a 71-yard blocked field goal attempt, and the other on a 43-yard interception return. After excelling for six years with the Oilers, Ken was traded to the Redskins for five veteran players in 1973. The Redskins once referred to Houston as "pro football's most underrated superstar," but his capabilities were widely recognized. He won all-

league acclaim with the Oilers in 1969 and 1971, and then was either All-Pro or All-NFC with the Redskins every year from 1973 to 1979. He was selected for either the AFL All-Star game or the AFC-NFC Pro Bowl 12 straight seasons from 1968 through 1979. He played in 183 consecutive games before suffering a broken arm against the New York Giants Nov. 25, 1979.

HOUSTON'S CAREER STATISTICS

Year	Team	G	INT	Yds	Avg.	TD	FR	TD
1967-72	Houston	84	25	650	26.0	9	11	1
1973-80	Washington	112	24	248	10.3	0	10	0
Totals		196	49	898	18.3	9	21	1

Additional Career Statistics: Punt Returns: 51-333, 1 TD; Kickoff Returns: 3-80

Front Office

Coaching Staff

Players

Rookies

2009 Season

Records

HISTORY

Playoff History

Sidelines

Front Office

Coaching Staff

Players

Rookies

2008 Season

Records

HISTORY

Playoff History

Sidelines



Running Back

EARL Campbell



34

Height5'11" NFL seasons8
 Weight.....232 lbs. With Oilers7
 Born.....3.29.55 Years With Oilers1978-84
 CollegeTexas Career GP.....115
 HometownTyler, Texas Hall of Fame Induction ..1991

Earl Campbell, a 5-11, 232-pound ball-carrying dynamo from the University of Texas, joined the Houston Oilers as the first player taken in the 1978 National Football League Draft. The first player to earn All-Southwest Conference honors four years, Campbell was a consensus All-America and the Heisman Trophy winner in 1977. Campbell took the NFL by storm from the outset. In 1978, he was named the NFL's Most Valuable Player, All-Pro, and Rookie of the Year. He won the league rushing championship with a club-record 1,450 yards and was named to the AFC Pro Bowl squad. It was more of the same the next two years with NFL rushing titles, MVP honors, and consensus All-Pro acclaim each season. He followed his rookie campaign with 1,697 yards in 1979, but his finest year came in 1980 when he rushed for 1,934

yards, which at the time was second only to O. J. Simpson's 2,003 yards gained in 1973. That year, Campbell gained over 200 yards in four games. In 1981, he won his fourth straight AFC rushing title with 1,376 yards. A sensational runner, Campbell was picked for the Pro Bowl five of his first six NFL seasons (1978-81, 1983). In his eight-year career, which finished in New Orleans, Campbell rushed 2,187 times for 9,407 yards, and 74 touchdowns, retiring as the NFL's seventh all-time leading rusher. He also gained 806 yards on 121 receptions to bring his career combined net yards total to 10,213. He set Oilers records for most career yards (8,574), most career attempts (1,979), most touchdown runs (73) and most consecutive games with a rushing touchdown (5). His most famous performance came in a Monday night game against Miami in his rookie season. That night, he rushed for 199 yards and four touchdowns to lead the Oilers to a spectacular 35-30 victory. In spite of the constant pounding he




took from opposing defenders, Earl missed only six games out of 115 because of injuries. Midway into his seventh season, he was traded by the Oilers to the New Orleans Saints for a first-round draft pick. He played a season and a half with the Saints before retiring after the 1985 campaign. Campbell is one of just four people officially designated a Texas Legend by the Texas State Legislature. The others are Davy Crockett, Sam Houston and Stephen F. Austin. Campbell was the only designee of the 20th century.

CAMPBELL'S CAREER STATISTICS

Years	Team	G	Rushing					Receiving				
			Att.	Yds.	Avg.	TD	Rec.	Yds.	Avg.	LG	TD	
1978-84	Houston	91	1,979	8,574	4.3	73	115	718	6.2	66	0	
1984-85	N.O.	24	208	833	4.0	1	6	88	14.7	39	0	
Totals		115	2,187	9,407	4.3	74	121	806	6.7	66	0	

Additional Career Statistics: Passing: 3-1-57, 1 TD, 1 INT



Wide Receiver

CHARLIE Joiner



Height5'11" NFL seasons18
 Weight.....188 lbs. With Oilers4
 Born.....10.14.47 Years With Oilers1969-72
 College.....Grambling Career GP.....239
 HometownMany, La. Hall of Fame Induction ..1996

Charlie Joiner played 18 seasons in the NFL, including his first four with the Houston Oilers. One of the league's most prolific receivers, he amassed 750 career receptions for 12,146 yards and 65 touchdowns, ranking as the league's leading receiver of all-time when he retired at the age of 39 in 1986. His 18 seasons played were longer than any other wide receiver in history at the time of his retirement. The Oilers originally targeted Joiner for the defensive backfield when they picked the 5-11, 180-pounder from Grambling in the fourth round of the 1969 AFL-NFL Draft. Joiner played briefly on defense and the kickoff return team but soon became established as a premier pass catcher. Joiner caught 82 of his 750 career passes as an Oiler, totaling 1,480 yards and 12 touchdowns. He paced

the squad with 681 yards and seven touchdown grabs in 1971. In his fourth season in 1972, Houston sent him to the Cincinnati Bengals in a four-player swap. Four years later in 1976, he was traded to San Diego. With the Chargers, Joiner blossomed into superstardom. He and quarterback Dan Fouts formed a lethal pass-catch team that accounted for the preponderance of his 586 receptions as a Charger. During his 11 years in San Diego, Joiner caught 50 or more passes seven times and had 70 or more receptions three seasons. Injuries cut into his playing time at the beginning, but in a 193-game span over his final 13 seasons, Joiner missed only one game. He was an All-NFL pick in 1980 and a Pro Bowl choice three times. In the 1980 AFC title game, he led the Chargers with six receptions for 130 yards and two touchdowns. Blessed with excellent speed and



tantalizing moves, Joiner averaged 16.2 yards per catch and accounted for 12,146 yards and 65 touchdowns. When he was inducted into the Pro Football Hall of Fame in 1996, Joiner ranked fifth in receptions and sixth in receiving yardage on the NFL's all-time list. Joiner was once described by San Francisco 49ers coaching great Bill Walsh as "the most intelligent, the smartest, the most calculating receiver the game has ever known."



JOINER'S CAREER STATISTICS

Years	Team	Receiving				TD
		G	Rec.	Yds.	Avg.	
1969-72	Houston	48	106	1919	18.1	14
1972-75	Cincinnati	39	82	1463	17.8	6
1976-86	San Diego	152	562	8764	15.6	45
Totals		239	750	12,146	16.2	65

Additional Career Statistics: Passing 1-0;
 Rushing 8-22; Kickoff Returns 10-94

Front Office

Coaching Staff

Players

Rookies

2008 Season

Records

HISTORY

Playoff History

Sidelines

Front Office

Coaching Staff

Players

Rookies

2008 Season

Records

HISTORY

Playoff History

Sidelines



GUARD

MIKE Munchak



Height	6'3"	NFL seasons	12
Weight.....	281 lbs.	With Oilers	12
Born	3.5.60	Years With Oilers	1982-93
College	Penn State	Career GP	159
Hometown	Scranton, Pa.	Hall of Fame Induction ..	2001

Mike Munchak was the eighth player overall and the first offensive lineman chosen in the 1982 National Football League draft. Selected by the Oilers, the former Penn State standout was an immediate success with the Houston club, earning the starting left guard spot in his first training camp. The 6-3, 281-pound lineman wasted little time establishing himself as one of the premier guards in the NFL. In 1984, in just his third year in the league, he was named to the first of seven All-AFC teams. That same year he received the first of nine Pro Bowl invitations.

Not coincidentally, the Oilers' on-field successes increased as Munchak's development and experience increased. From their dismal 1-8 record in the strike-shortened 1982

season, the Oilers improved nearly every year that Munchak played. Along the way, the team advanced to the playoffs seven consecutive years (1987-1993) and captured the 1991 and 1993 AFC Central Divisional crowns. Munchak was a devastating blocker and considered the key to an offensive line that kept the Oilers at or near the top of the NFL's offensive statistical categories. In 1988 he led the Oilers' offensive line that gave up just 24 quarterback sacks which was third in the NFL. It was also the fewest sacks allowed by the team in 10 seasons.

The following season the offensive line held opponents to no sacks in six games. In 1991, the Oilers offensive line finished second in the AFC and fourth in the NFL in the fewest quarterback sacks allowed. Behind the Munchak-led line, Houston led the NFL in total offense in 1990 and passing offense in 1990 and 1991. The Oilers finished second in points scored in 1990 and second in total offense in 1991. Equally effective as a run blocker,



Munchak led the Oilers offensive charge in 1993 as the team finished fourth in the NFL in both average gain per rushing play (4.4) and average gain per offensive play (5.3). Although he suffered from chronic knee problems, Munchak played in 159 regular season games. His 12 seasons with the Oilers tied him for second longest in the franchise's history at the time of his retirement. He became the first player inducted into the Hall of Fame who played his entire career with the Oilers. Long-time teammate Bruce Matthews presented Munchak for induction.



MUNCHAK'S CAREER STATISTICS

Years: 1982-93; Team: Houston Oilers; Games Played: 159; Additional Statistics: 1 TD (fumble recovery)



Defensive End ELVIN Bethea



Height	6'2"	NFL seasons	16
Weight.....	260 lbs.	With Oilers	16
Born	3.1.46	Years With Oilers	1968-83
College.....	North Carolina A&T	Career GP	210
Hometown	Trenton, N.J.	Hall of Fame Induction ..	2003

Defensive end Elvin Bethea, an eight-time Pro Bowl selection who played in 210 games during his outstanding career with the Houston Oilers, was named to the five-man class of the 2003 Pro Football Hall of Fame that included running back Marcus Allen, guard Joe DeLamielleure, wide receiver James Lofton, and coach Hank Stram. A third-round draft pick in 1968 (77th player overall) Bethea played in 210 games over 16 seasons, never missing a game until breaking his arm on Nov. 13, 1977. He was considered a "steal" in a draft class that produced three future Hall of

Fame players in Larry Csonka, Art Shell, and Ron Yary. When he retired, he held three team records relating to career service: most seasons (16), most career regular season games played (210), and most consecutive regular season games played (135). Having led the team in sacks in six seasons, Bethea's unofficial 105-career sack total still ranks first in franchise history, including his team-best 17 sacks in 1973. He recorded four sacks and a fumble recovery in his best single game performance vs. San Diego in 1976. He played in eight playoff games



and posted 691 career tackles. Bethea also played in eight Pro Bowls (1970, 1972-1976, 1979, 1980) and earned All-Pro second-team honors in 1973, 1975, 1978, and 1979. More than just a pass rusher, Bethea was also effective against the run. Even though 1974 was the first year such statistics were compiled by the Oilers, his 691-career tackles, are still among the best in franchise history, even excluding the first six years of his career. "When people ask me who the best guy I ever played against was I

always tell them Elvin Bethea and Lyle Alzado because both of them were complete ballplayers," said Art Shell, Hall of Fame member of the Oakland Raiders. "Elvin was one of the quickest guys I've ever been around. We always had to double-team him. There were times when I was supposed to block him when he would get by me so quick. And then Gene Upshaw was supposed to pick him up and he also got by him so quick that we would get back to the huddle and Upshaw would say, 'did you see that?' and I'd say, 'yeah, I saw that. He just beat the heck out of me too!' Elvin was just a great player."

BETHEA'S CAREER STATISTICS

Years	Team	GP	Tackles	Sacks	FR	INT	Yds	TD
1968-83	Houston	210	691	105	16	0	0	1
Totals		210	691	105	16	0	0	1

Additional Career Statistics: Safeties 2, Fumble Return for TD 1

Front Office

Coaching Staff

Players

Rookies

2008 Season

Records

HISTORY

Playoff History

Sidelines

Front Office

Coaching Staff

Players

Rookies

2008 Season

Records

HISTORY

Playoff History

Sidelines



Quarterback

WARREN Moon



Height6'3" NFL seasons17
 Weight.....212 lbs. With Oilers10
 Born.....11.18.56 Years With Oilers ..1984-1993
 CollegeWashington Career GP.....208
 Hometown Los Angeles, Calif. Hall of Fame Induction ..2006

Warren Moon, the fourth leading passer in NFL history, was inducted into the 2006 class of the Pro Football Hall of Fame. Moon played 10 years (1984-93) with the Oilers/Titans organization and holds the franchise records for passing yards (33,685) and touchdowns (196), while leading the Oilers to seven consecutive playoff appearances from 1987-93. During a 17-year NFL career, Moon played for the Houston Oilers, Minnesota Vikings, Seattle Seahawks and Kansas City Chiefs and amassed 49,325 passing yards, 291 touchdowns and 102 wins. He earned nine Pro Bowl invitations (tied for the most by a quarterback with John Elway and Dan Marino), posted nine 3,000 yard seasons, 49 300-yard games and led his team to nine playoff appearances. His eight consecutive playoff berths matched a feat accomplished by Terry Bradshaw and Joe Montana. At the time of his retirement, he held the single-season passing yardage record for three different


franchises: Oilers (4,367 in 1991), Vikings (4,364 in 1994) and Seahawks (3,678 in 1997). Moon tallied many accomplishments during his Oiler career. His finest season came in 1990, throwing for 4,689 yards (363 for 584) and 33 touchdowns in only 15 games. He earned AP NFL Offensive Player of the Year for his efforts and his third of nine Pro Bowl invitations. Against Kansas City in 1990, Moon threw for 527 yards, which ranks as the second highest single-game total in NFL history (Norm Van Brocklin, 554 yards in 1951). In 1991, he surpassed the previous season's yardage total with 4,690 yards and became just the third player (Marino, Fouts) in NFL history to produce consecutive 4,000 yard passing seasons. Moon joined the Oilers and the NFL in 1984, after six seasons in the Canadian Football League, where he led his team to five Grey Cups (League Champions). In the CFL, Moon threw for 21,228 yards



and 144 touchdowns. Moon was driven to play in the CFL after drawing little interest from the NFL as a starting quarterback following his senior season at the University of Washington. Moon became the first African-American quarterback to be inducted into the Pro Football Hall of Fame and his legacy as a minority quarterback cannot be underestimated. At the time of his arrival in the NFL only two black quarterbacks had been significant starters for their NFL teams (Shack Harris, Rams; Doug Williams, Tampa Bay).

MOON'S CAREER STATISTICS

Year	Team	G	Att.	Com.	Passing				Rushing			
					Yds.	TD	INT	Rating	No.	Yds.	Avg.	TD
1978-83	Edmonton	96	2,382	1,369	21,228	144	77	93.8	330	1,700	5.2	16
1984-1993	Houston	141	4,546	2,632	33,685	196	166	80.3	439	1,461	3.3	21
1994-96	Minnesota	39	1,454	882	10,102	58	42	80.0	69	143	2.1	0
1997-98	Seattle	25	786	458	5,310	36	24	80.2	33	50	1.5	1
1999-00	Kansas City	3	37	16	228	1	1	59.8	2	2	1	0
CFL Totals		96	2,382	1,369	21,228	144	77	93.8	330	1,700	5.2	16
NFL Totals		208	6,823	3,988	49,325	291	233	80.9	543	1,736	3.2	22
Career Totals		304	9,205	4,157	70,553	435	310	87.4	873	3,436	4.2	38



Guard/Tackle/Center

BRUCE Matthews



74

Height	6'5"	NFL seasons	19
Weight.....	305 lbs.	With Oilers/Titans	19
Born.....	8.8.61	Years With Oilers/Titans	1983-01
College	Southern California	Career GP/GS	296/292
Hometown	Arcadia, Calif.	Hall of Fame Induction ..	2007

Arguably one of the best offensive linemen to ever play the game, Bruce Matthews became the first Tennessee Titan to be inducted into the Pro Football Hall of Fame. At the time of his retirement, Matthews played in more NFL games (296) than any non-kicker in the league's history. Longevity and durability were his hallmarks, but that coupled with his unparalleled play, earning a league record 14 consecutive Pro Bowl (9 at guard and 6 at center) selections (tied with Merlin Olsen) and seven times named AP All-Pro, made him one of the all-time greats. He rose to the challenges presented to him in starting at every position on the offensive line during his NFL career (87 C, 99 LG, 67 RG, 22 RT, 17 LT). He becomes the first Hall of Fame offensive lineman to play significant time at all five offensive line positions. A constant for the Oilers/Titans franchise, Matthews started in a team record 229 consecutive games (streak started at Indianapolis, Nov. 29, 1987) and never missed a game because of injury. His 19 seasons also are a team record and he ranks second in NFL

history for years with one team behind Jackie Slater, who spent 20 seasons with the Rams. Matthews and G Randall McDaniel (Vikings) were the only two NFL players to play in every game during the decade of the 90's. Matthews was a part of nearly one-half of the franchise's first 42-years of history and helped the team win 146 games, make the playoffs nine times, earn the only three AFC Central titles in team history, earn an AFC Championship and the franchise's only Super Bowl appearance. He blocked for 15 quarterbacks and 27 running backs, including five different 1,000-yard rushers (Earl Campbell, Mike Rozier, Lorenzo White, Gary Brown and Eddie George). During his career, he played in offenses that produced nine 1,000-yard rushing seasons and eight 3,000-yard passers. Additionally, he played in 42 different stadiums during his NFL career. During his career, Matthews blocked on a line that helped produce 65 100-yard rushing performances and 48 300-yard passing performances. Originally drafted by the Houston Oilers in the first round (ninth overall) of the



1983 NFL Draft, Matthews earned All-America honors at the University of Southern California. Matthews and his brother, Clay, each played 19 NFL seasons and the duo set an NFL record for games played by a pair of brothers with 574 games. Clay Matthews played in 278 games during his NFL career. Matthews had his number 74 jersey retired by the team and was inducted into the organization's Hall of Fame during a December, 2002 ceremony. Matthews joined a 2007 Hall of Fame class that included Dallas Cowboys WR Michael Irvin, Buffalo Bills RB Thurman Thomas, Detroit Lions TE Charlie Sanders, Cleveland Browns G Gene Hickerson, and St. Louis CB Roger Wehrli.

MATTHEWS' CAREER STATISTICS

Games Played/Started: Games/Starts (Playoffs): 1983: 16/15, 1984: 16/16, 1985: 16/16, 1986: 16/16, 1987: 8/5 (2/2), 1988: 16/16 (2/2), 1989: 16/16 (1/1), 1990: 16/16 (1/1), 1991: 16/16 (2/2), 1992: 16/16 (1/1), 1993: 16/16 (1/1), 1994: 16/16, 1995: 16/16, 1996: 16/16, 1997: 16/16, 1998: 16/16, 1999: 16/16 (4/4), 2000: 16/16 (1/1), 2001: 16/16 Totals: 296/292 (15/15).

Starts Breakdown by Position: 1983, RG 15; 1984, C 9, RG 1, RT 6; 1985, RT 16; 1986, LT 16; 1987, RG 5; 1988, RG 16; 1989, RG 15, C 1; 1990, RG 15, C 1; 1991, C 16; 1992, C 16; 1993, C 16; 1994, C 15, LT 1; 1995, LG 16; 1996, LG 16; 1997, LG 16; 1998, LG 16; 1999, LG 12, C 4; 2000, LG 16; 2001, LG 7, C 9; **Totals:** 87 C, 99 LG, 67 RG, 22 RT, 17 LT.

RETIRED JERSEY NUMBERS

In the 49-year history of the Oilers/Titans franchise, only six players have had the distinction of having their jersey number retired — **Jim Norton** (No. 43), **Elvin Bethea** (No. 65), **Earl Campbell** (No. 34), **Mike Munchak** (No. 63), **Bruce Matthews** (No. 74), and **Warren Moon** (No. 1).

43

Norton played nine seasons for the Oilers (1960-68) as a safety and as a punter, establishing team records at both positions. As a rookie from the University of Idaho, Norton was a member of the Oilers' 1960 AFL Championship team. A four-time league all-star, he holds the club record for most interceptions in a career with 45. Also an accomplished punter, Norton was tops in club history with 519 career punts for a 42.3-yard career average and a long kick of 79 yards (11/22/64 vs. Kansas City).

65

Bethea joined the Oilers in 1968 after an outstanding career at North Carolina A&T. He started at defensive end in the 1968 season opener and didn't miss a game until breaking his arm in November 1977. That streak of 135 consecutive games played stands third in team history. An eight-time Pro Bowler (1970, 1972-76, 1978-80), Bethea ranks second for most seasons played (16, 1968-83), while his 210 games played (1968-83) also stands second behind Bruce Matthews. Bethea led the team in sacks six times, including a career-best mark of 17 in 1973. The Oilers honored him with an "Elvin Bethea Appreciation Night" on Aug. 4, 1983. He became the sixth player in franchise history to be inducted into the Pro Football Hall of Fame on Aug. 3, 2003.

34

Campbell, the franchise's second leading rusher and a member of the Pro Football Hall of Fame, was honored by having his number retired at ceremonies on Aug. 13, 1987. He set a single-season club record with a league-leading 1,450 yards his rookie season. Campbell followed that performance with 1,697 yards in 1979 and an astounding 1,934 yards in 1980. Both those totals led the NFL and the latter was second only to O.J. Simpson's 2,003 yards in 1973. Campbell was selected to five Pro Bowls (1978-81, 1983) and retired as the NFL's seventh all-time leading rusher (9,407). He ranks second in franchise history in career rushing yards (8,574) and attempts (1,979), first in touchdown runs (73) and first in most consecutive games with a rushing touchdown (5).

63

Munchak joined the Oilers as a first-round draft pick in 1982 out of Penn State. He was the first offensive lineman selected in the draft and the eighth overall selection. Munchak won the starting left guard position as a rookie and went on to play in 12 campaigns (1982-93) and 159 games (156 starts) for the Oilers. He is tied for third on the team's all-time list for seasons played and ranks fifth in games played. Munchak became a fixture on an offensive line that helped the Oilers to seven consecutive playoff appearances (1987-93). One of the premier guards in the National Football League, Munchak was selected to NFL's "Team of the Decade" for the 1980s and was chosen in 1989 to Oilers' 30th Anniversary "Dream Team." He ranks second in club annals with nine Pro Bowl selections, seven as a starter. Munchak announced his retirement on July 21, 1994, and on the same day, K.S. "Bud" Adams, Jr., announced that jersey No. 63 would be retired on "Mike Munchak Appreciation Day" on Nov. 6, 1994.

74

Matthews played in more games (296) than any non-kicker in NFL history. Longevity and durability were his hallmark. And that, coupled with his unparalleled play, in which he tied a league record with 14 Pro Bowl selections (tied with Merlin Olsen) and earned All-Pro honors six times, made him one of the all-time greats. He rose to the challenges presented to him in playing every position on the offensive line during his NFL career (87 at center, 99 at left guard, 67 at right guard, 22 at right tackle, and 17 at left tackle). His number was retired during a halftime ceremony in Nashville on Dec. 8, 2002.

1

Moon, the fourth leading passer in NFL history, played 10 years (1984-93) with the organization and holds the franchise records for passing yards (33,685) and touchdowns (196), while leading the Oilers to seven consecutive playoff appearances from 1987-93. Moon's finest season came in 1990, throwing for 4,689 yards (363-for-584) and 33 touchdowns in only 15 games and becoming the third player in NFL history to produce consecutive 4,000-yard passing seasons. He earned AP NFL Offensive Player of the Year for his efforts and his third Pro Bowl berth. His jersey was retired in a halftime ceremony in Nashville on Oct. 1, 2006.

Front Office

Coaching Staff

Players

Rookies

2008 Season

Records

HISTORY

Playoff History

Sidelines

TITANS/OILERS HALL OF FAME


In recognition of the 40th season of the Houston Oilers/Tennessee Titans organization, team owner K.S. "Bud" Adams, Jr. created an official team Hall of Fame, featuring players and staff from the past, while creating a special place for Titans stars of the future to be recognized. To date, nine individuals have been named to the franchise's Hall of Fame.



<u>NAME</u>	<u>POSITION</u>	<u>YEARS WITH FRANCHISE</u>	<u>INDUCTED</u>
K.S. "Bud" Adams, Jr.	Team Owner/Founder	1959 - present	Sept. 7, 2008
Elvin Bethea	Defensive End	1968-83	Dec. 9, 1999
George Blanda	Quarterback/Kicker	1960-66	Dec. 9, 1999
Earl Campbell	Running Back	1978-84	Dec. 9, 1999
Eddie George	Running Back	1996-2003	Oct. 27, 2008
Mike Holovak	General Manager	1989-93	Dec. 9, 1999
Ken Houston	Safety	1967-72	Dec. 9, 1999
Bruce Matthews	Offensive Lineman	1983-2002	Dec. 8, 2002
Steve McNair	Quarterback	1995-2005	Oct. 27, 2008
Warren Moon	Quarterback	1984-93	Oct. 1, 2006
Mike Munchak	Guard	1982-93	Dec. 9, 1999
Jim Norton	Punter	1960-68	Dec. 9, 1999
Frank Wycheck	Tight End	1995-2003	Oct. 27, 2008



Bud Adams




Elvin Bethea



George Blanda



Earl Campbell




Eddie George




Mike Holovak



Ken Houston



Bruce Matthews




Steve McNair



Warren Moon



Mike Munchak



Jim Norton



Frank Wycheck



Warren Moon is inducted into the Titans/Oilers Hall of Fame on Oct. 1, 2006.

Front Office

Coaching Staff

Players

Rookies

2008 Season

Records

HISTORY

Playoff History

Sidelines

OILERS LOGO HISTORY

The original Oilers helmet, circa 1960, was blue with a white stripe down the middle. The oil derrick logo was also white. Although the derrick itself remained, many subtle changes were made to the helmets over the years. In 1964, two red stripes were added to the white striping on top of the helmet. Two years later, the helmet color was changed to silver with red and blue striping. The derrick, meanwhile, was changed to blue with a red outline and white background. In 1972, the helmet color was switched back to blue with red and white striping, while the derrick was changed to white with a red outline. Three years later, the helmet color was changed to its familiar white with red



The original Houston Oilers helmet from 1960-65 was blue with a white stripe down the middle.

and blue striping. The derrick was then switched to blue with a red outline. The helmets boasted a gray facemask. In 1981, the facemask was switched to red. In 1997, the Oilers added the Tennessee logo to the back of their helmet upon their relocation to Nashville. In 1999, the franchise unveiled a new logo as the team was renamed the Tennessee Titans.

Helmet History



1960-1965, 1994
Throwback Games
(Red Stripe added in 1964)



1966-1970



1971
(Additional silver stripe apparent on some games; gap between the blue and red stripe pictured)



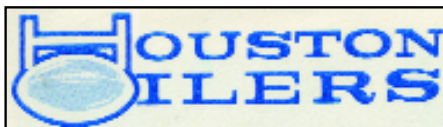


1972-1974



1975-1980



1981-1998



JEPPESEN STADIUM — Houston**Years Played**1960-64**Record**26-11**First Game**9/18/60 — Oilers 38, Los Angeles Chargers 28 (20,156)**Last Game**12/20/64 — Oilers 34, Denver 15 (15,839)


Highlights: Oilers capture inaugural AFL Championship with a 24-16 win over the San Diego Chargers at Jeppesen Stadium (1/1/61)...Oilers defend that title the following year with a 10-3 win at San Diego...Jeppesen record crowd of 37,981 watches Dallas nip Oilers 20-17 in overtime in the 1962 AFL Championship Game (12/23/62).

**RICE STADIUM — Houston****Years Played**1965-67**Record**11-10**First Game**9/12/65 — Oilers 27, New York Jets 21 (52,680)**Last Game**12/16/67 — Oilers 24, San Diego 17 (19,870)

Highlights: Oilers wallop Denver 45-7 (9/3/66), setting an AFL record by not allowing a Broncos first down...after four straight losing seasons, Oilers clinch Eastern Division title with 24-17 win over Chargers (12/17/67)...in 1967, Oilers become first team to go from last in the division to first in one season.

**ASTRODOME — Houston****Years Played**1968-96**Record**116-105-2**First Game**9/9/68 — Kansas City 26, Oilers 21 (45,083)**Last Game**12/15/96 — Cincinnati 21, Oilers 13 (15,131)

Highlights: Astrodome was the first domed stadium in the NFL...Oilers 3-2 in playoff games at Astrodome...Oilers appeared in 16 "Monday Night Football" telecasts, going 10-6...in 1980 season finale against Minnesota (12/21/80), Earl Campbell sets NFL record with his fourth 200-yard rushing game of the season...Campbell finishes with 1,934 yards, then the second-highest total in league history...Oilers set team record for points in a game with 58-14 drubbing of Cleveland (12/9/90)...Oilers beat Steelers 31-6 to win first-ever undisputed AFC Central Division title (12/8/91)...Oilers win club-record 11th consecutive game with 24-0 win over the New York Jets (1/2/94)...three former Oilers — Elvin Bethea (No. 65), Campbell (No. 34) and Mike Munchak (No. 63) — have their numbers retired.

**LIBERTY BOWL — Memphis****Year Played**1997**Record**6-2**First Game**8/31/97 — Oilers 24, Oakland 21, OT (30,171)**Last Game**12/21/97 — Oilers 16, Pittsburgh 6 (50,677)

Highlights: The Oilers played their first season in Tennessee at the Liberty Bowl in Memphis...Eddie George ties a franchise record with 216 yards rushing as the Tennessee Oilers win their inaugural game in Tennessee, a 24-21 overtime win over Oakland in Memphis...Oilers close out season with 16-6 win over division-winner Pittsburgh.



Front Office

Coaching Staff

Players

Rookies

2008 Season

Records

HISTORY

Playoff History

Sidelines

FRANCHISE HOMES

DUDLEY FIELD (VANDERBILT STADIUM) — Nashville

Year Played.....1998

Record.....3-5

First Game.....9/13/98 — San Diego 13, Oilers 7 (41,089)

Last Game.....12/26/98 — Minnesota 26, Oilers 16 (41,121)

Highlights: Frank Wycheck catches pass from Steve McNair to score club's first touchdown in Nashville (9/13)...Oilers pummel Cincinnati 44-14 for first win in Nashville (10/18)...Al Del Greco kicks game-winning field goal to secure season sweep of Pittsburgh (11/15).



LP FIELD — Nashville

Years Played1999-Present

Record52-28 (regular season) 2-2 (playoffs)

First Game9/12/99 — Tennessee 36, Cincinnati 35 (65,272)

Highlights: The Tennessee Titans have recorded a 54-30 home record, including an undefeated 9-0 home mark in 1999 and a 2-2 playoff record. Adelphia Coliseum, as the stadium was first named, opened its doors in the national spotlight with a preseason victory over the Atlanta Falcons on Aug. 27, 1999, in which country music star Faith Hill sang the National Anthem. Tennessee opened the regular season with a come-from-behind 36-35 victory over Cincinnati. But the most memorable victory of the season came in a 22-16 Wild Card victory over Buffalo on Jan. 8, 2000. In that game, Kevin Dyson fielded a lateral pass from Frank Wycheck with 16 seconds left and raced 75 yards down the sideline for the winning score. That play, which propelled Tennessee into an AFC Divisional showdown at Indianapolis the following week, was immediately dubbed "The Music City Miracle" and will go down as one of the most memorable moments in NFL history. The Titans won 12 consecutive games to open their new stadium, breaking the NFL record. The Coliseum changed its name to LP Field on June 6, 2006, when the Titans reached a 10-year stadium naming rights agreement with Louisiana-Pacific Corporation.



Front Office

Coaching Staff

Players

Rookies

2008 Season

Records

HISTORY

Playoff History

Sidelines

Titans/Oilers Franchise Celebrates 50th Season in 2009



A year after celebrating the 10th season as the Tennessee Titans, the team will mark another special occasion in 2009 — the 50th anniversary of the founding of the team and the formation of the American Football League.

In 1959, after failing to acquire

NFL franchises through expansion or purchase, Lamar Hunt and K.S. “Bud” Adams, Jr. resolved to form a new, competing professional football league. Hunt and Adams recruited other owners, who like themselves were looking to enter the world of football ownership but had been rebuffed. The eight original teams, whose owners would later be dubbed the “Foolish Club” for taking on the NFL, were: the Houston Oilers (later to be known as the Tennessee Titans), Dallas Texans (Kansas City Chiefs), Denver Broncos, New York Titans (New York Jets), Los Angeles Chargers (San Diego Chargers), Buffalo Bills, Boston Patriots (New England Patriots) and Oakland Raiders.



Oakland received a franchise after Minnesota, initially in the AFL group, and was awarded an NFL expansion team.

The AFL played its first games in 1960, and Adams’ Oilers went on to win the first two AFL Championships. The Cincinnati Bengals and Miami Dolphins were added to the league later in the decade, and in 1970, the AFL and NFL were officially merged, becoming the American Football Conference and the National Football Conference.

The NFL will celebrate the 50th anniversary of the AFL in 2009 with a logo and uniform patch. Additionally, the original AFL clubs will wear special throwback uniforms for select games. The Titans play five games against former AFL opponents (Bills, Chargers, Dolphins, Patriots and Jets).

Historic dates in the founding of the Houston Oilers and formation of the American Football League:

- August 3, 1959: K.S. “Bud” Adams, Jr. announces Houston’s entry into the American Football League.
- August 15, 1959: The AFL is formally organized with six cities: Los Angeles, New York, Denver, Dallas, Houston and Minneapolis-St Paul (Minneapolis-St. Paul later replaced by Oakland). Buffalo and Boston are added as the seventh and eighth teams later in 1959.
- October 31, 1959: Adams names the team the “Oilers” for “for sentimental and social reasons.”
- November 22, 1959: In the first AFL player draft, which lasts 33 rounds, the Oilers select Heisman Trophy winner Billy Cannon of LSU.
- September 11, 1960: The Oilers defeat the Oakland Raiders 37-22 in their first regular season game.
- January 1, 1961: The Oilers win the first AFL Championship by defeating the Los Angeles Chargers 24-16.



Quarterback George Blanda led the Houston Oilers to their first AFL title following the 1960 season. He completed 16-of-32 passes for 301 yards and three touchdowns in the championship game, earning MVP honors.

Front Office

Coaching Staff

Players

Rookies

2009 Season

Records

HISTORY

Playoff History

Sidelines

HISTORICAL HIGHLIGHTS

(1959-94 available at www.titansonline.com)

1995

January 5—Oilers announce that Jeff Fisher will remain as head coach, officially becoming the 15th head coach in franchise history.

January 17—As his first hire, Fisher brings in Jerry Rhome under the title of Offensive Coordinator.

March 3—The Oilers jump into the free-agent pool and sign the NFL's all-time leading kickoff returner, Mel Gray. Gray joins the Oilers after successful stints with the Detroit Lions and New Orleans Saints.

March 7—The team announces five-year contract with KHTV/Channel 39 to broadcast Oilers' preseason games. The pact reunites the team and KHTV, which carried Oilers preseason action in '89.

March 23—Houston lures in one of the most coveted unrestricted free agents by signing C Mark Stepnoski from the Dallas Cowboys.

March 28—The Oilers sign veteran QB Chris Chandler from the Rams.

April 22—With the third overall choice in the draft, Houston selects Alcorn State QB Steve McNair.

July 25—QB Steve McNair signs contract at press conference held at Oilers' training camp.

August 11—Tennessee newspaper reports that Nashville Mayor Phil Bredesen is meeting with Oiler officials. Nashville is willing to build new stadium if it will attract a professional team. K.S. "Bud" Adams, Jr. and Bredesen execute an agreement that gives the City of Nashville a 70-day exclusive negotiating period with the Houston Oilers to build a stadium and relocate the team.

August 19—Oilers-Chargers preseason game is canceled by NFL after field is deemed unplayable for safety reasons.

September 3—The Oilers travel to Jacksonville and defeat the Jaguars 10-3 in the expansion team's inaugural game.

September 24—QB Chris Chandler connects on 23 of 26 passes for 352 yards and four touchdowns, leading Oilers to a 38-28 win over the Bengals at Riverfront Stadium. Chandler's 88.46 completion percentage misses the NFL record by one completion. Chandler, who hooked up with rookie WR Chris Sanders on touchdown passes of 58 and 46 yards, is named AFC Offensive Player of the Week.

November 2—Oilers' long-time equipment assistant Bill "Mojo" Lackey passes away after a massive stroke.

November 5—Oilers win 37-10 over Browns and dedicate game to "Mojo" and his family. The win marks the Oilers' largest margin of victory at Cleveland since a 40-10 decision on Oct. 12, 1975.

November 12—K.S. "Bud" Adams, Jr. and the Oilers announce the establishment of the Bill "Mojo" Lackey Memorial Award, which would be given to the player, coach or front office staff member that best exemplifies the qualities of the former equipment assistant. A \$10,000

McNAIR AND GEORGE

First round draft picks in consecutive years, QB Steve McNair (drafted in 1995) and RB Eddie George (drafted in 1996) became the centerpieces of a team that advanced to the playoffs in four of five years (1999, 2000, 2002, 2003). From 1997, McNair's first season as a starter, until Eddie George's final season as a Titan in 2003, the two combined to pull the franchise to new heights, including the team's first Super Bowl appearance (XXXIV). The duo started in the same backfield 107 times during their seven seasons together and posted a 67-40 record (.626 winning percentage) in those games, and 5-4 in postseason. The 2003 season would be memorable for both as McNair was named Co-MVP of the NFL, becoming only the franchise's second player to garner the honor (Campbell in 1979) and George became the franchise's all-time leading rusher, passing Earl Campbell and becoming only the 17th running back to reach 10,000 career rushing yards. Each player personified toughness with legendary stories told of McNair returning from injuries to lead his team to victory and George never missing a start in his eight year franchise career - 128 games - which represented the most consecutive starts in NFL history for a running back to start a career.

check is given to the winner to be awarded to charity in his or her name.

November 16—K.S. "Bud" Adams, Jr. and Nashville Mayor Phil Bredesen sign a relocation agreement to move the Oilers the Tennessee.

December 14—G Bruce Matthews, S Blaine Bishop, CB Darryll Lewis and C Mark Stepnoski are selected to the Pro Bowl. Matthews sets the Oiler mark for consecutive selections with his eighth consecutive Pro Bowl honor.

December 17—Paul "Hoss" Noska, equipment assistant, is honored with the first Bill "Mojo" Lackey Memorial Award.

1996

March 26—Oilers sign veteran WR Willie Davis from the Kansas City Chiefs.

April 20—After trading down in the first round

(from 9th to 17th) to acquire extra picks from Oakland, General Manager Floyd Reese and Head Coach Jeff Fisher execute a trade with the Seattle Seahawks to move back up to the 14th spot in the 1996 draft to select



Oilers draft Eddie George

Heisman Trophy winner Eddie George from Ohio State. Sent to the Seahawks in the trade was DT Glenn Montgomery.

April 30—The National Football League approves the team's relocation to Nashville in a special owner's meeting held in Atlanta, Ga.

May 3—Adding more weapons to the offense, the Oilers agree to terms with RB Ronnie Harmon from the San Diego Chargers.

May 7—Voters of Davidson County in Nashville, Tenn., overwhelmingly approve a referendum held to decide on the use of public funding for a new downtown stadium.

October 20—With a 22-yard field goal, K Al Del Greco sets the club record for most career field goals, surpassing K Tony Zendejas (117).

October 27—Del Greco kicks the longest field goal in team history with a 56-yarder at the end of the first half versus the 49ers.

November 17—In a clash with the Miami Dolphins, G Bruce Matthews becomes the Oilers' all-time leader in games played with his 211th contests, breaking Elvin Bethea's mark of 210. Matthews would go on to also set the team marks for most consecutive games played and started.

December 12 – G Bruce Matthews, S Blaine Bishop, C Mark Stepnoski and ST player John Henry Mills are selected to the Pro Bowl. Matthews extends the Oiler mark for consecutive selections (9) and ties G Mike Munchak for most overall selections (9).

December 15 – Oilers play their final game in Houston with a 21-13 loss to the Cincinnati Bengals in the Astrodome.

December 22 – RB Eddie George finishes the 1996 season with 1,368 yards rushing en route to Rookie of the Year accolades. In addition,

George's ground totals were only 82 yards shy of RB Earl Campbell's rookie record of 1,450. On this day, George would also help the Oilers to a 24-21 win over the Baltimore Ravens for a franchise-best 6-2 road record.



George's record game vs. Oakland

1997

January 1—The team promotes linebackers coach Gregg Williams to defensive coordinator.

January 3—After relieving Jerry Rhome of his duties, the Oilers make wide receivers

HOUSTON OILERS TO TENNESSEE TITANS

After trying unsuccessfully for many years to construct a deal with the city of Houston for a new football or multi-use stadium, Oilers owner K.S. "Bud" Adams, Jr. decided that moving his franchise to another city might be the only solution left to keep the team financially competitive. In the spring of 1995, research was completed and several cities were identified as desirable for relocation and at the top of the list was Nashville, Tenn. In the summer of 1995, Adams contacted Nashville's mayor, Phil Bredesen, to see if the city would be interested in having the team relocate to the region. A 70-day exclusive negotiating period was agreed to and in November the two had signed a relocation agreement that would bring the Oilers to Nashville. In April of 1996, the NFL approved the team's relocation and on May 7th, the voters of Davidson County approved a referendum on using public funding for the new downtown stadium. Dec. 15, 1996 would mark the Oilers final home game at the Astrodome in Houston – a 21-13 loss to Cincinnati in front of 15,131 fans. In May of 1997, the team reached a settlement with the Astrodome that let them escape the final year of the contract and allowing the team to play the 1997 season in Tennessee. With the new stadium in Nashville still two years from completion, the team decided to play at Memphis' Liberty Bowl until the stadium was complete. The Tennessee Oilers opened their inaugural season in the state of Tennessee with a 24-21 overtime win over the Oakland Raiders at the Liberty Bowl in front only 30,000 fans. The Oilers struggled with low attendance throughout the 1997 season and by March of 1998, the Oilers reached an agreement to play the 1998 season at Vanderbilt Stadium in Nashville. Crowds at Vanderbilt Stadium were an improvement from the previous year, but the team could only muster a 3-5 home mark. During the 1998 season, Adams announced the Oilers name would be retired and the team would be renamed the Titans as they entered their new stadium for the 1999 season. In April of 1999, the team unveiled their new Titans uniforms and in August the team played its first game at the new Adelphia Coliseum (in 2002 Adelphia's name is removed and in 2006 it is named LP Field). The 1999 season ends with the franchise's first Super Bowl berth in the team's 40-year history. A total of 20 players endured the entire odyssey of playing in Houston in 1996, Memphis in 1997, Vanderbilt in 1998 and LP Field in 1999.



Adams presents Mayor Bredesen a jersey

HISTORICAL HIGHLIGHTS

Front Office

Coaching Staff

Players

Rookies

2008 Season

Records

HISTORY

Playoff History

Sidelines

coach Les Steckel the team's offensive coordinator/quarterbacks coach.

February 24—Oilers trade QB Chris Chandler to the Atlanta Falcons for two 1997 draft choices (4th and 6th).

May 3—City of Nashville holds groundbreaking ceremonies for the team's downtown stadium.

May 8—After formulating an agreement earlier with Harris County (Houston), K.S. "Bud" Adams, Jr. and AstroDome USA owner Drayton McLane, Jr. reach a settlement for the final year of Oilers' lease at the AstroDome. Under appointed mediator Alice Oliver Parrott, the two sides clear the biggest step in the team's ability to play games in Tennessee for the 1997 season.

June 5—Oilers reach agreement with Memphis Sports Authority, clearing the way for the team to play its games in the Liberty Bowl.

June 12—Oilers hold press conference in Nashville to formally announce the club's intention to play the 1997 season in Tennessee, and introduce an inaugural patch and logo which merges the Oilers traditional "Oil derrick" with the Tennessee state flag.

July 18 – Oilers players report to Tennessee State University for their first training camp in the state of Tennessee. Also, Oilers sign DE Kenny Holmes, 1997 first-round selection, to a four-year contract.

July 19 – Oilers sign GM Floyd Reese to a four-year extension running through 2001 season.

August 2 – Oilers play first preseason game of 1997 season at Liberty Bowl in Memphis, falling to the New Orleans Saints 21-12.

August 9 – Oilers play their first ever game at Vanderbilt Stadium, an 18-12 preseason loss to the Washington Redskins.

August 15 – Oilers move into their temporary training facility in Bellevue.

August 23 – Oilers promote Don MacLachlan to Executive Vice President of Marketing, Broadcasting, and Ticketing.

August 27 – Oilers sign free agent SS Blaine Bishop.

August 31 – Oilers open their inaugural season in the state of Tennessee with a 24-21 overtime win over the Oakland Raiders at Liberty Bowl. RB Eddie George ties Billy Cannon's franchise record for rushing yards in a game with 216 yards on 35 carries. With the game-winning field goal in overtime, PK Al Del Greco becomes the Oilers all-time points leader, surpassing George Blanda's total of 596 points.

October 27 – In their first-ever trip to Arizona, the Oilers defeat the Cardinals 41-14.

November 27 – Oilers defeat Dallas 27-14 on Thanksgiving Day in front of a national-television audience. It marked the first regular season game in Texas for the Oilers since their move to Tennessee.

December 11 – G Bruce Matthews, RB Eddie George, and SS Blaine Bishop are selected to the Pro Bowl. Matthews extends the mark for

consecutive selections (10) and surpasses G Mike Munchak for most overall selections (9).

December 14 – Oilers fall to the Baltimore Ravens 21-19 in the final game at Baltimore's Memorial Stadium. It marked the second time the Oilers closed the stadium, because on Dec. 18, 1983, the Oilers played at the Baltimore Colts in what would be their final game in Baltimore.

December 21 – Oilers close their inaugural season in Tennessee with an 8-8 record after a 16-6 win over Pittsburgh in Memphis.

1998

February 14 – Oilers agree to terms with free agent WR Yancey Thigpen from Pittsburgh.

February 19 – Oilers agree to terms with free agent P/K Craig Hentrich from Green Bay.

February 24 – Oilers reach agreement with Shelby County Sports Authority and Memphis Park Commission to be released from the final year of their lease at the Liberty Bowl.

March 4 – Oilers and Vanderbilt University reach tentative agreement for the Oilers to play at Vanderbilt Stadium for the 1998 season.

March 11 – Oilers agree to terms with free agent TE Jackie Harris from Tampa Bay.

April 16 – A tornado rips through Nashville, damaging three cranes and 10 portable trailers at the Oilers East Bank Stadium construction site.

April 18 – In the franchise's first draft as the Tennessee Oilers, the club selects WR Kevin Dyson from Utah with its first-round selection (16th overall) in the NFL Draft.

April 23 – Oilers finalize deal to play at Vanderbilt Stadium for the 1998 season.

May 15 – Oilers finalize deal to acquire land in MetroCenter for a permanent practice facility to be finished in the summer of 1999.

May 28 – Oilers reach agreement with Tennessee State University to hold the Oilers 1998 Training Camp on TSU's campus. It marks the first time in club history that the Oilers have had consecutive training camps outside the state of Texas.

July 29 – Owner K.S. "Bud" Adams, Jr., listens to the Tennessee fans and announces that he will change the name of the team. An advisory council is later formed to research names and a "Guess the Name" contest is introduced to fans to gain additional feedback.

Oct. 18 – Oilers win first home game in Nashville, a 44-14 victory over Cincinnati.

Oct. 29 – Former Oiler and nine-time Pro Bowl Guard Mike Munchak is announced among 76 nominees for the Pro Football Hall of Fame.



Adams announces name change

Sept. 12 – Oilers play first regular season home game in Nashville vs. San Diego Chargers.

Nov. 4 – First Oilers coach, Lou Rymkus, passes away at 78.

Nov. 14 – Oilers owner K.S. “Bud” Adams, Jr., announces that the Oilers will become the “Tennessee Titans” beginning in 1999. “We wanted a new nickname to reflect strength, leadership and other heroic qualities,” Adams said.

Dec. 22 – Oilers owner K.S. “Bud” Adams, Jr., unveils new Tennessee Titans logo and colors, featuring the fire of the Titans and exemplifying power, strength, knowledge and excellence. “I feel we have developed a logo that fans throughout the state of Tennessee and around the country will embrace for years to come,” Adams said.

Dec. 26 – Oilers era comes to end against Minnesota Vikings.



Adams unveils Titans logo

1999

January 1 – G Bruce Matthews and P Craig Hentrich earn All-Pro honors.

February 8 – G Bruce Matthews, P Craig Hentrich, RB Eddie George & TE Frank Wycheck represent AFC in Pro Bowl.

February 26 – Steve Walters (WR’s) and Jim Washburn (DL) added to coaching staff.

April 13 – Titans unveil new uniforms and helmets before packed crowd at the new stadium.



Titans Uniforms Unveiled

April 17 – Titans make Florida DE Jevon Kearse their first selection in the 1999 NFL Draft.

May 3 – Veteran players tour stadium and practice facility. Mr. Adams presents pair of tickets to each stadium worker in appreciation of their hard work.

May 3 – George Henshaw promoted to Assistant Head Coach/Running game. Jim Schwartz added to staff as Defensive Assistant/Quality Control Coach.

May 8 – Final auditions determine first ever Titans

cheerleading squad.

May 13 – 11-time Pro Bowl offensive lineman Bruce Matthews re-signs with team.

May 14 – Stadium lights turned on for 100-hour test.

May 17 – Titans announce that 1999 training camp will be held at Baptist Sports Park in Bellevue.

May 18 – Stadium sod is laid down.

July 8 – Adelphia Coliseum name and logo are unveiled at a downtown ceremony.

July 23 – Titans name former Minnesota Senior Vice President Jeff Diamond President and Chief Operating Officer, and agree to terms with former Pittsburgh Pro Bowl quarterback Neil O’Donnell.

July 27 – The Titans sign their first-round draft selection, Florida DE Jevon Kearse, to a multi-year contract.

August 15 – The Tennessee franchise plays its first preseason game under the name Titans, a 22-20 loss at Kansas City. The game is the first in franchise history played in a uniform other than the Oilers.

August 27 – Titans defeat Atlanta, 17-3, in the first preseason game at Adelphia Coliseum.

September 2 – Owner K.S.

“Bud” Adams, Jr. and his wife,

Nancy, announce the creation of the Tennessee Titans Foundation, an organization established to serve the charitable interests of the state of Tennessee by providing financial support and other resources to non-profit organizations, enriching and strengthening communities throughout the state. Adams donates \$500,000 to start the foundation.

September 5 – Cornerback Darryll Lewis, the team leader in interceptions in each of the past five seasons, is released.

September 12 – Al Del Greco kicks a 33-yard field goal to lift the Titans to a 36-35 win over Cincinnati in the first regular season game and victory at Adelphia Coliseum. The win, in front of 65,272 fans, is the team’s first as the Titans, and quarterback Steve McNair passes for a career-high 341 yards in the victory.

September 26 – The team wins its first road contest as the Titans, a 20-19 victory at Jacksonville sealed by a Samari Rolle interception in the end zone with under a minute remaining.

October 31 – Steve McNair returns after missing five games because of a back injury to lead the Titans to defeat the previously-unbeaten St. Louis Rams, 24-21 at Adelphia Coliseum. McNair is named Miller Lite NFL Player of the Week for his performance in the victory.

December 19 – Tennessee clinches the franchise’s first playoff berth since 1993 with a



First game in new stadium

HISTORICAL HIGHLIGHTS

Front Office

Coaching Staff

Players

Rookies

2008 Season

Records

HISTORY

Playoff History

Sidelines

30-17 win over Atlanta at Adelphia Coliseum.

December 22 - G Bruce Matthews, RB Eddie George, DE Jevon Kearse and TE Frank Wycheck are named to the AFC team for the Pro Bowl. Matthews extends his franchise records for consecutive and overall selections (12), and Kearse becomes the first rookie defensive end selected to the Pro Bowl in AFC history and the first in the NFL since 1978. for consecutive and overall selections (12), and Kearse becomes the first rookie defensive end selected to the Pro Bowl in AFC history and the first in the NFL since 1978.

December 26 - Tennessee defeats Jacksonville for the fourth consecutive time, a 41-14 victory in which Steve McNair throws five touchdown passes. McNair earns his first AFC Offensive Player of the Week and his second Miller Lite NFL Player of the Week honor this season for his efforts. The win completes the first unbeaten home regular season in club history.

2000

January 8 - In a play known as the "Music City Miracle," Kevin Dyson returns a Frank Wycheck lateral on a kickoff return 75 yards for a touchdown, lifting the Titans to a 22-16 victory in the AFC Wild Card playoff game over the Buffalo Bills. The improbable play, which occurred with just 16 seconds remaining in the game, gives the franchise its first playoff win in Tennessee in addition to its first since 1993.



Music City Miracle

January 16 - Eddie George rushes for 162 yards, including a 68-yard touchdown run, as the Titans defeat the Indianapolis Colts, 19-16, in an AFC Divisional Playoff game at the RCA Dome.

January 23 - The Titans beat Jacksonville for the third time of the season and fifth consecutive time, using 23 second-half points en route to a 33-14 win at Alltel Stadium in Jacksonville.



AFC Championship victory

Steve McNair runs for two touchdowns and Derrick Mason returns a kickoff 80 yards in the win. The winsend Tennessee to its first Super Bowl in franchise history and its first AFC/AFL Championship since 1961.

HOME SWEET HOME

The newly-named Tennessee Titans opened their new stadium, Adelphia Coliseum (later to be named LP Field) with the regular season opener on Sept. 12, 1999 against the Cincinnati Bengals. The back and forth game would end with the Titans hanging on for a 36-35 win. The win would start a historic streak of 12 consecutive wins to open the new stadium. The 12 consecutive wins were the most in the modern era for a new stadium (Texas Stadium, 9 wins in 1971) and one short of the all-time record by the Buffalo Americans in 1920. The Titans first loss in their new home would come against the Baltimore Ravens on Nov. 12, 2000. The winning streak actually began in the spring of 1998, when a devastating tornado ripped through Nashville, but only gave a glancing blow to the under construction stadium and sparing it from destruction.

January 30 - The Titans fall short in their quest to win Super Bowl XXXIV, as Kevin Dyson is stopped one yard short of the end zone on the final play of the game in a 23-16 St. Louis Rams victory.



Super Bowl XXXIV in Atlanta

February 16 - The Titans sign unrestricted free agents LB Randall Godfrey (Dallas) and T Fred Miller (St. Louis).

March 7 - Mike Heimerdinger is named offensive coordinator, replacing Les Steckel.

March 13 - Craig Johnson (quality control/offense) and Ronnie Vincklarek (quality control/defense) are added to the coaching staff, while Jim Schwartz is promoted to linebackers coach.

June 15 - The Titans extend the contract of Head Coach Jeff Fisher and expand his title to Executive Vice President.

July 19 - The Titans extend the contract of RB Eddie George.

August 14 - The Titans host Monday Night Football for the first time since moving to Tennessee. A sell-out crowd of 68,072 at Adelphia Coliseum watch the Titans defeat St. Louis, 30-3, in a preseason Super Bowl XXXIV

rematch.

October 16 – The Titans host their first regular season Monday Night Football game at Adelphia Coliseum, a 27-13 victory over the Jacksonville Jaguars.

November 12 – Tennessee's NFL record of 12 consecutive victories to open a new stadium ends in a 24-23 loss to the Baltimore Ravens.

December 14 – S Blaine Bishop, RB Eddie George, T Brad Hopkins, DE Jevon Kearse, KR Derrick Mason, G Bruce Matthews, CB Samari Rolle and TE Frank Wycheck are named to the AFC team for the Pro Bowl. QB Steve McNair is added as an alternate, giving the Titans nine players on the Pro Bowl roster, the most for the franchise since nine players were selected in 1992.

December 17 – At Cleveland, Bruce Matthews passes brother Clay on NFL games played list at 279 games. Both are honored in pre-game ceremony.

December 25 – The Titans clinch the AFC Central Division Championship with a 31-0 victory against the Dallas Cowboys, earning a 13-3 record for the second-consecutive season and home-field advantage throughout the playoffs. The defensive unit finishes the season ranked first overall in the NFL.

2001

January 7 – Baltimore defeats the Titans, 24-10, in an AFC Divisional Playoff game at Adelphia Coliseum.

February 1 – Defensive coordinator Gregg Williams is hired as head coach of the Buffalo Bills.

February 2 – Jim Schwartz is promoted to defensive coordinator.

February 6 – Gunther Cunningham, former Kansas City Chiefs head coach, is named assistant head coach defense/linebackers.

February 22 – Everett Withers is named defensive backs coach.

March 2 – The Titans re-sign unrestricted free agent WR/KR Derrick Mason, who set an NFL record in 2000 with 2,690 all-purpose yards.

March 7 – The Titans agree to terms with unrestricted free agent K Joe Nedney from the Carolina Panthers.

March 8 – Former Pro Bowl safety Chuck Cecil is hired as defensive quality control coach.

March 28 – The Titans agree to trade their first pick (29th overall) in the 2001 NFL Draft to the St. Louis Rams for defensive end Kevin Carter.

April 21 – The Titans select DB Andre Dyson with their first selection (2nd round/60th

overall) in the 2001 NFL Draft.

May 22 – The NFL announces its plans to realign divisions beginning in 2002, placing the Titans in the new AFC South with the Jacksonville Jaguars, Indianapolis Colts and expansion Houston Texans.

August 4 – Mike Munchak, Titans offensive line coach and former Houston Oilers guard, is inducted in the Pro Football Hall of Fame after being selected for enshrinement on Jan. 27.

September 25 – Former Nashville Kats (Arena Football League) Head Coach Pat Sperduto is hired as director of arena football league operations.

October 7 – Starting at center in Baltimore, Bruce Matthews plays in his 283rd NFL game and surpasses Jim Marshall for first place on league's all-time list for games played among non-kickers.

December 30 – Eddie George records a season-high 130 yards rushing against Cleveland, marking the 30th 100-yard game of his career. Additionally, George becomes the first RB in franchise history to post 200 career pass receptions.

2002

January 2 – Bruce Matthews is named to his 14th consecutive Pro Bowl, tying him with Merlin Olsen for the most Pro Bowl selections in league history. Jevon Kearse also is selected for the third consecutive year.

April 5 – The team begins its fifth annual Tennessee Titans Caravan. With 16 players plus staff participating, Titans Caravan V goes on to make 64 stops, including 27 schools, in Tennessee, Kentucky and Alabama over a two-week period.

April 20 – The Titans select DT Albert Haynesworth with their first pick (15th overall) in the 2002 NFL Draft.

April 30 – Titans owner K.S. "Bud" Adams announces that he has purchased an expansion Arena Football League team that will begin play in Nashville in 2004. The team will keep the name of the previous AFL team that played in Nashville, the Nashville Kats.

May 15 – The Titans reach an agreement with Citadel Communications to move the Titans' flagship radio station to Nashville's 103 WKDF (103.3 FM).

May 30 – Craig Johnson is promoted to quarterbacks coach. Ned James is hired as offensive assistant.

June 4 – The Titans reach a tentative agreement with Adelphia Business Solutions to have Adelphia's name removed from the coliseum, pending court approval.

July 15 – Offensive lineman Bruce Matthews officially announces his NFL retirement from the offices of Titans owner K.S. "Bud" Adams, Jr., in Houston, Tex.

September 7 – Titans owner Bud Adams unveils his team's PSL Founder's Club display at Coliseum.

December 1 – RB Eddie George becomes



Receptions leader Derrick Mason

HISTORICAL HIGHLIGHTS

Front Office

Coaching Staff

Players

Rookies

2008 Season

Records

HISTORY

Playoff History

Sidelines

franchise's all-time leading rusher, passing Earl Campbell, in victory at New York Giants.

December 8 – Former Titans/Oilers offensive lineman Bruce Matthews is inducted into Titans' Hall of Fame and has his jersey retired during special halftime ceremony during Colts game.

December 22 – Titans clinch inaugural AFC South Division with 28-10 victory at Jacksonville.

December 29 – Titans go undefeated in inaugural AFC South division with 13-3 victory at Houston, securing a first-round bye in playoffs. The Titans become NFL's third team to advance to playoffs after starting their season 1-4.

2003

January 1 – QB Steve McNair finishes third in league MVP voting behind Rich Gannon and Brett Favre.

January 11 – Titans defeat Steelers 34-31 in bruising AFC Divisional Playoff Game.

January 19 – Titans play in franchise's fourth AFC Championship Game, but fall short at Oakland, 41-24.

January 25 – Former Houston Oilers DE Elvin Bethea named to the Pro Football Hall of Fame's 2003 class.

February 3 – Head coach Jeff Fisher coaches the AFC to a 45-20 victory in Pro Bowl.

February 7 – Titans president Jeff Diamond signs a new one-year contract.

April 26 – Titans select CB Andre Woolfolk with their first pick (28th overall) in the 2003 NFL Draft.

June 25 – Head coach Jeff Fisher agrees to terms on a long-term contract extension.

December 7 – Frank Wycheck becomes the fourth tight end in NFL history to record 500 career receptions in Tennessee's 29-27 loss at home to Indianapolis.

December 7 – WR Derrick Mason catches six passes for 64 yards at home vs. Indianapolis to record his third consecutive 1,000-yard receiving season.

December 18 – The NFL announces that four Titans are going to the 2004 Pro Bowl – QB Steve McNair (named the starter), along with LB Keith Bulluck, WR Derrick Mason, and P Craig Hentrich. OT Brad Hopkins would later be named to the Pro Bowl as a reserve.

December 21 – QB Steve McNair leads a miraculous comeback at Houston, throwing the game-winning touchdown to Drew Bennett with 17 seconds left in Tennessee's 27-24 victory on the road. In the process, McNair surpasses 3,000 passing yards for the season, joining

Warren Moon as only the second QB in franchise history to do so four times.

December 28 – Recently re-signed QB Neil O'Donnell starts following injuries to Steve McNair and Billy Volek. He threw for 232 yards and a pair of touchdowns in Tennessee's season-ending 33-13 victory over the defending Super Bowl Champion Tampa Bay Buccaneers. It marked O'Donnell's last NFL game as he would announce his retirement following the season.

Eddie George becomes the 17th running back in NFL history to record 10,000 rushing yards in the team's victory over the Bucs. George rushes for 87 yards to push him over the 1,000-yard rushing mark for the seventh time in his eight NFL seasons. It marked the final regular season game and the final home game for George as a Titan.



George's final home game as a Titan.

2004

January 2 – QB Steve McNair named NFL's co-MVP along with Colts QB Peyton Manning. Each player receives 16 votes from a national panel of 50 journalists, along with Colts QB Peyton Manning.

Each player receives 16 votes from a national panel of 50 journalists.

January 3 – Titans defeat Ravens 20-17 in AFC Wild Card Playoff Game in Baltimore.

January 10 – Titans fall at New England in AFC Divisional Playoff Game, the coldest playoff game in franchise history (four degrees, minus 10 wind chill).

January 11 – K Gary Anderson, the NFL's all-time leading scorer (2,346 points), announces his retirement after 22 seasons.

January 20 – Titans owner K.S. "Bud" Adams re-assumes team president role after Jeff Diamond's contract expires.

January 23 – TE Frank Wycheck announces his retirement from the NFL after 11 seasons in the league.

April 24 – Titans select a league-high 13 players in the 2004 NFL Draft, including three



McNair named NFL co-MVP



Anderson FG tops Baltimore



Nedney FG beats Steelers

players in the second round (the team traded its first-round pick) – TE Ben Troupe, DE Travis LaBoy and DE Antwan Odom.

July 22 – Titans release RB Eddie George.

September 11 – The Titans season opener at Miami is played on Saturday instead of Sunday due to impending Hurricane Ivan. Titans running back Chris Brown rushes for 100 yards in his first NFL start en route to the team's 17-7 victory.

October 11 – On Monday Night Football, Steve McNair quarterbacked the Titans to a 48-27 victory over Green Bay to give him 71 career wins as a starter, surpassing Warren Moon's previous franchise record of 70 victories. The 48 points set a Lambeau Field record for a visiting team. Also in the game, running back Chris Brown carries 27 times for 148 yards and two touchdowns, joining Stump Mitchell (St. Louis Cardinals) and Don Calhoun (New England Patriots) to become the third player in NFL history to gain 100 or more rushing yards in four of his first five NFL starts.

December 13 – Running back Chris Brown totals 91 yards against Kansas City to become the franchise's eighth player to eclipse 1,000 season rushing yards. He finishes the season with 1,067 yards on 220 carries.

December 19 – Titans quarterback Billy Volek becomes fourth quarterback in NFL history to pass for 400 or more yards in two consecutive games after passing for 426 yards against Kansas City (12/13) and 492 yards at Oakland (12/19). The 918-yard total is the second-best two-game total in NFL history behind Phil Simms' record of 945 yards (1985).

2005

January 28 – The Arena Football League's Nashville Kats begin play under owner K.S. "Bud" Adams, Jr., winning 47-38 at the Columbus Destroyers.

February 9 – University of Southern California assistant Norm Chow is hired as Titans offensive coordinator after a 32-year career in college football.

February 21 – Titans part ways with six veterans – K Joe Nedney, DE Kevin Carter, CB Samari Rolle, RB/FB Robert Holcombe, T Fred Miller and WR Derrick Mason – due to salary cap concerns.

April 23 – Titans select West Virginia cornerback Adam "Pacman" Jones with the sixth overall pick in the 2005 NFL Draft.

May 6 – Titans owner K.S. "Bud" Adams, Jr. pledges \$600,000 over three years for scholarship program that provides money for



Wycheck announces retirement

college for one student-athlete from every high school in Tennessee.


September 6 – Through his foundation, quarterback Steve McNair organizes a relief drive for victims of Hurricane Katrina. Titans fans respond in droves, arriving at LP Field to fill over 20 tractor trailers worth of goods to be sent to the Gulf Coast region.

September 18 – Titans General Manager Floyd Reese becomes the first GM in team history to record 100 wins as the Titans defeat the Ravens by a score of 25-10.

October 9 – Head Coach Jeff Fisher becomes the 34th coach in NFL history and the first in franchise history to notch 100 wins as the Titans win at Houston by a score of 34-20. Also in the game, quarterback Steve McNair became the 49th player in NFL history and second player in franchise history to reach 25,000 career passing yards.

2006

February 12 – Titans defensive end Kyle Vanden Bosch plays in his first career Pro Bowl. In his first season with the Titans, Vanden Bosch finished fourth in the NFL with 12.5 sacks, the most by a team member since 1999.



Vanden Bosch posts 12.5 sacks

February 24 – K.S. "Bud" Adams, Jr. is inducted into the Tennessee Sports Hall of Fame.

March 13-15 – After a delay to the start of the NFL year due to collective bargaining talks between the league and the NFL Players Association, the Titans strike quickly in the initial days of free agency. They agree to terms with four veteran unrestricted free agents – linebacker David Thornton (Indianapolis), wide receiver David Givens (New England), center Kevin Mawae (N.Y. Jets) and safety Chris Hope (Pittsburgh) – within a three day span.

April 29 – Titans select quarterback Vince Young out of the University of Texas with the third overall pick in the 2006 NFL Draft.

June 6 – Titans and Louisiana Pacific Corporation reach an agreement on a new naming rights sponsorship that calls for the team's home stadium to be named LP Field. LP obtains the naming rights for 10 years.

June 9 – Titans trade quarterback Steve McNair to the Baltimore Ravens in exchange for a fourth-round draft choice in 2007.

June 14 – Offensive tackle Brad Hopkins announces his retirement from the NFL. Hopkins retires after playing in 194 games, the third-most in franchise history at the time (Matthews, Bethea). His 188 starts were the second-most in team history for an offensive

Front Office

Coaching Staff

Players

Rookies

2008 Season

Records

HISTORY

Playoff History

Sidelines

HISTORICAL HIGHLIGHTS

Front Office

Coaching Staff

Players

Rookies

2008 Season

Records

HISTORY

Playoff History

Sidelines

lineman (Matthews).

July 29 – Titans sign first-round pick, QB Vince Young.

August 26 – Steve Underwood promoted to Senior Executive Vice President/Chief Operating Officer.

September 3 – Titans bring back Robaire Smith after the defensive tackle was waived by Houston.

September 20 – Titans trade QB Billy Volek to the San Diego Chargers for a 2007 draft selection.

August 5 – Former Houston Oilers QB Warren Moon is inducted into the Pro Football Hall of Fame.

November 26 – Trailing 21-0 entering the fourth quarter, Vince Young leads the Titans to 24 unanswered points, posting the largest comeback by a rookie QB in NFL history. Rob Bironas' 49-yard field goal caps the stunning victory over the Giants at LP Field.

December 3 – Rob

Bironas kicks franchise-long 60-yard field goal to beat the Colts, 20-17, at LP Field. The 60-yarder tied Steve Cox and Morten Andersen for the fourth-longest field goal in NFL history.

December 10 – Vince Young returns to his hometown and runs for a 39-yard touchdown in overtime to defeat the Texans, 26-20, at Reliant Stadium.

December 31 – Titans exercise 2007 option on head coach Jeff Fisher's contract.



Bironas' 60-yard FG tops Colts

2007

January 3 – Vince Young named the Associated Press Offensive Rookie of the Year.

January 5 – After 13 seasons at the helm, Floyd Reese resigns as general manager of the Titans.

February 1 – Vince Young named Diet Pepsi NFL Rookie of the Year.

February 3 – Former offensive lineman Bruce Matthews becomes the first franchise player that wore the Titans uniform to be voted into the Pro Football Hall of Fame.

February 10 – Vince Young becomes the first rookie quarterback in NFL history to play in the Pro Bowl.

February 12 – Titans name former Oilers safety Mike Reinfeldt the team's new General



Vince Young becomes first rookie QB to play in Pro Bowl

2008

Manager.

February 28 – Vincent Marino hired from NFL office as Senior Director of Football Administration.

March 9 – Chuck Cecil is promoted to Secondary Coach; Marcus Robertson named Assistant Secondary Coach.

March 12 – Titans agree to terms with Cowboys linebacker Ryan Fowler.

March 13 – Titans agree to terms with Colts cornerback Nick Harper.

March 16 – Titans agree to terms with Bears wide receiver Justin Gage.

March 19 – Titans name Fred Graves Wide Receivers Coach.

April 10 – NFL suspends Adam "Pacman" Jones for 2007 season.

April 23 – Titans hire Lake Dawson as Director of Pro Personnel.

April 28 – Titans select Texas DB Michael Griffin with the 19th overall pick in the NFL Draft.

May 3 – Titans announce they will conduct 2007 training camp at Baptist Sports Park.

August 4 – Bruce Matthews inducted into Pro Football Hall of Fame.

August 4 – NFL Commissioner Roger Goodell visits Titans training camp.

September 11 – Acquired DE Bryce Fisher from the Seattle Seahawks for a 2008 sixth-round draft pick.

September

24 – Keith Bulluck intercepts a career-high three passes as the Titans cruise to a 31-14 victory at New Orleans on Monday Night Football.

October 21 – Rob Bironas kicks an NFL-record eight field goals, including a game-winning 29-yarder, as the Titans defeat the Houston Texans 38-36 at Reliant Stadium.

December 30 – Titans win last three regular season games, including a 16-10 victory at Indianapolis in the season finale to clinch the AFC's final playoff spot and the team's first postseason berth since 2003.



Keith Bulluck intercepts three passes at New Orleans on MNF

January 6 – Vince Young becomes the youngest quarterback in franchise history to start in playoffs as the Titans fall 17-6 at San Diego in an AFC Wild Card game.

January 15 – Titans release offensive coordinator Norm Chow of his duties.

January 17 – Titans hire Mike Heimerdinger as offensive coordinator.

February 10 – Albert Haynesworth, Kyle Vanden Bosch and Rob Bironas play in Pro Bowl.

February 15 – Sherman Smith accepts job as offensive coordinator with Washington Redskins.

February 20 – Titans use franchise tag on DT Albert Haynesworth.

February 27 – Titans agree to terms with WR Justin Gage to long-term contract.

March 3 – Titans sign former Falcons TE Alge Crumpler as an unrestricted free agent.

March 6 – Titans sign former Eagles DE Jevon Kearse as unrestricted free agent.

March 10 – Titans name Earnest Byner running backs coach.

March 10 – Titans sign former Colts G Jake Scott as an unrestricted free agent.

March 12 – Titans sign former Jets WR Justin McCareins as an unrestricted free agent.

March 18 – Titans sign former Falcons TE Dwayne Blakley as an unrestricted free agent.

March 27 – Veteran guard Benji Olson announces retirement after 10 NFL seasons.

April 5 – Titans unveil new logo to celebrate team's 10th anniversary.

April 5 – Titans sign former Raiders CB/KR Chris Carr as a restricted free agent.

April 17 – Titans hold press conference honoring retirement of former franchise QB Steve McNair.

April 26 – Titans select East Carolina RB Chris Johnson with first pick (24th overall) in NFL Draft.

April 26 – Titans trade CB Pacman Jones to Dallas Cowboys for fourth-round draft pick and additional considerations (resulted in 4th-round pick in 2009 from Titans to Cowboys).

July 25 – The Titans reach a one-year contract agreement with franchised free agent defensive tackle Albert Haynesworth.

September 7 – On the same day Titans owner K.S. "Bud" Adams, Jr. is added to the Titans/Oilers Hall of Fame, he unveils a Titans/Oilers Ring of Honor at LP Field during the season opener against Jacksonville. The initial members of the Ring of Honor include Adams, Elvin Bethea, George Blanda, Earl Campbell, Mike Holovak, Ken Houston, Mike Munchak, Jim Norton, Warren Moon and Bruce Matthews.

September 21 – Cornerback Cortland Finnegan sets a club record with a 99-yard INT return for a TD in an win against the Houston Texans.

September 28 – A 30-17 victory over the Minnesota Vikings at LP Field gives the Titans four consecutive wins to open the season for the first time in franchise history.

October 19 – In a 34-10 victory at Kansas City, the Titans set a franchise rushing record with 332 rushing yards, including 168 yards by Chris Johnson and 149 yards by LenDale White.

October 27 – At halftime of a Monday night game against the Colts at LP Field, the Titans induct Steve McNair, Eddie George and Frank Wycheck to the Titans/Oilers Hall of Fame and the Ring of Honor.

November 2 – On a day in which the Titans win

in overtime against the Green Bay Packers, the club celebrates its 100th consecutive sellout at LP Field, including every preseason, regular season and playoff game from the time the stadium opened in 1999.

November 16 – With a 24-14 win at Jacksonville, the Titans win their 10th consecutive game to open the 2008 season and their 13th



The Titans start the season with a franchise-best 10-0 record.

consecutive regular season game dating back to the last three regular season games of 2007.

November 27 – At Detroit on Thanksgiving, the Titans defeat the Lions 47-10, the team's seventh-highest margin of victory of all-time and Detroit's highest margin of defeat on Thanksgiving.

December 7 – The Titans clinch the AFC South title with a 28-9 victory over the Cleveland Browns at LP Field. It is the ninth division crown in club history.

December 16 – Six Titans are selected to the Pro Bowl – center Kevin Mawae, left tackle Michael Roos, running back Chris Johnson, defensive tackle Albert Haynesworth, safety Chris Hope and cornerback Cortland Finnegan. Additionally, quarterback Kerry Collins and safety Michael Griffin are named to the roster at a later date as alternates.

December 31 – The Titans defeat the Pittsburgh Steelers 31-14 to secure home-field advantage throughout the AFC Playoffs and tie the franchise record for most regular season wins (13).

2009

February 1 – Nancy Adams, co-owner, vice chairman of the board and wife of K.S. "Bud" Adams, Jr., passes away in Houston at the age of 84.

February 12 – Chuck Cecil is elevated from secondary coach to defensive coordinator, replacing Jim Schwartz, who was hired as head coach by the Detroit Lions.

February 27 – The Titans re-sign unrestricted free agent quarterback Kerry Collins.

April 1 – The Titans unveil a new logo to celebrate the club's 50th season, incorporating the Oilers' oil derrick logo with the fireball logo and the number 50.

March 2 – The Titans sign unrestricted free agent defensive tackle Jovan Haye from the Tampa Bay Buccaneers and unrestricted free agent wide receiver Nate Washington from the Pittsburgh Steelers.

April 25 – The Titans select Rutgers WR Kenny Britt with the 24th overall selection in the 2009 NFL Draft, the first of 11 Titans draft choices.

HOME/AWAY RECORDS

HOME RECORD

ROAD RECORD

<u>Year</u>	<u>W</u>	<u>L</u>	<u>T</u>	<u>Pct.</u>	<u>Year</u>	<u>W</u>	<u>L</u>	<u>T</u>	<u>Pct.</u>
1960	6	1	0	.857	1960	4	3	0	.571
1961	6	1	0	.857	1961	4	2	1	.643
1962	6	1	0	.857	1962	5	2	0	.714
1963	4	3	0	.571	1963	2	5	0	.286
1964	3	4	0	.429	1964	1	6	0	.143
1965	3	4	0	.429	1965	1	6	0	.143
1966	3	4	0	.429	1966	0	7	0	.000
1967	5	2	0	.714	1967	4	2	1	.643
1968	3	4	0	.429	1968	4	3	0	.571
1969	4	2	1	.643	1969	2	4	1	.357
1970	1	6	0	.143	1970	2	4	1	.357
1971	3	3	1	.500	1971	1	6	0	.143
1972	1	6	0	.143	1972	0	7	0	.000
1973	0	7	0	.000	1973	1	6	0	.143
1974	3	4	0	.429	1974	4	3	0	.571
1975	5	2	0	.714	1975	5	2	0	.714
1976	3	4	0	.429	1976	2	5	0	.286
1977	5	2	0	.714	1977	3	4	0	.429
1978	5	3	0	.625	1978	5	3	0	.625
1979	6	2	0	.750	1979	5	3	0	.625
1980	6	2	0	.750	1980	5	3	0	.625
1981	5	3	0	.625	1981	2	6	0	.250
1982	1	4	0	.200	1982	0	4	0	.000
1983	2	6	0	.250	1983	0	8	0	.000
1984	2	6	0	.250	1984	1	7	0	.125
1985	4	4	0	.500	1985	1	7	0	.125
1986	4	4	0	.500	1986	1	7	0	.125
1987	5	2	0	.714	1987	4	4	0	.500
1988	7	1	0	.875	1988	3	5	0	.375
1989	6	2	0	.750	1989	3	5	0	.375
1990	6	2	0	.750	1990	3	5	0	.375
1991	7	1	0	.875	1991	4	4	0	.500
1992	5	3	0	.625	1992	5	3	0	.625
1993	7	1	0	.875	1993	5	3	0	.625
1994	2	6	0	.250	1994	0	8	0	.000
1995	3	5	0	.375	1995	4	4	0	.500
1996	2	6	0	.250	1996	6	2	0	.750
1997	6	2	0	.750	1997	2	6	0	.250
1998	3	5	0	.375	1998	5	3	0	.625
1999	8	0	0	1.000	1999	5	3	0	.625
2000	7	1	0	.875	2000	6	2	0	.750
2001	3	5	0	.375	2001	4	4	0	.500
2002	6	2	0	.750	2002	5	3	0	.625
2003	7	1	0	.875	2003	5	3	0	.625
2004	2	6	0	.250	2004	3	5	0	.375
2005	3	5	0	.375	2005	1	7	0	.125
2006	4	4	0	.500	2006	4	4	0	.500
2007	5	3	0	.625	2007	5	3	0	.625
2008	7	1	0	.875	2008	6	2	0	.750

49-YEAR TOTALS

(Regular Season Only)

	<u>W</u>	<u>L</u>	<u>T</u>	<u>Pct.</u>
Home Games:	210	158	2	.571
Road Games:	153	213	4	.418
Totals:	363	371	6	.495

MONTH-BY-MONTH RECORDS

YEAR	AUG.	SEPT.	OCT.	NOV.	DEC.	JAN.	RECORD
1960	0-0	2-1	3-1	3-1	2-1	0-0	10-4
1961	0-0	1-1	2-2-1	4-0	3-0	0-0	10-3-1
1962	0-0	2-1	2-2	4-0	3-0	0-0	11-3
1963	0-0	2-2	3-1	1-2	0-3	0-0	6-8
1964	0-0	2-1	0-4	0-5	2-0	0-0	4-10
1965	0-0	2-1	2-2	0-4	0-3	0-0	4-10
1966	0-0	2-2	1-3	0-3	0-3	0-0	3-11
1967	0-0	1-2	3-0-1	2-1	3-1	0-0	9-4-1
1968	0-0	1-3	2-2	2-2	2-0	0-0	7-7
1969	0-0	2-1	2-2	1-2-2	1-1	0-0	6-6-2
1970	0-0	1-1	1-2-1	1-4	0-3	0-0	3-10-1
1971	0-0	0-2	1-3-1	0-4	3-0	0-0	4-9-1
1972	0-0	0-2	1-4	0-4	0-3	0-0	1-13
1973	0-0	0-3	0-4	1-3	0-3	0-0	1-13
1974	0-0	1-2	1-3	3-1	2-1	0-0	7-7
1975	0-0	2-0	3-1	2-3	3-0	0-0	10-4
1976	0-0	2-1	2-2	1-4	0-2	0-0	5-9
1977	0-0	2-0	1-4	3-1	2-1	0-0	8-6
1978	0-0	2-2	3-2	4-0	1-2	0-0	10-6
1979	0-0	4-1	2-2	4-0	1-2	0-0	11-5
1980	0-0	3-1	2-2	3-2	3-0	0-0	11-5
1981	0-0	2-2	2-2	1-4	2-1	0-0	7-9
1982	0-0	1-1	0-0	0-2	0-4	0-1	1-8
1983	0-0	0-4	0-5	1-3	1-2	0-0	2-14
1984	0-0	0-5	0-4	2-2	1-2	0-0	3-13
1985	0-0	1-3	2-2	2-2	0-4	0-0	5-11
1986	0-0	1-3	0-4	2-3	2-1	0-0	5-11
1987	0-0	1-1	3-1	2-3	3-1	0-0	9-6
1988	0-0	3-1	3-2	3-1	1-2	0-0	10-6
1989	0-0	1-2	3-2	3-1	2-2	0-0	9-7
1990	0-0	2-2	2-2	2-1	3-2	0-0	9-7
1991	0-0	3-1	4-0	2-2	2-2	0-0	11-5
1992	0-0	3-1	2-1	2-3	3-1	0-0	10-6
1993	0-0	1-3	2-1	4-0	4-0	1-0	12-4
1994	0-0	1-3	0-4	0-4	1-3	0-0	2-14
1995	0-0	2-2	1-3	2-2	2-2	0-0	7-9
1996	0-0	2-2	3-1	1-3	2-2	0-0	8-8
1997	1-0	0-3	3-1	3-2	1-2	0-0	8-8
1998	0-0	1-3	2-1	3-2	2-2	0-0	8-8
1999	0-0	3-0	3-1	3-1	3-1	1-0	13-3
2000	0-0	2-1	5-0	2-2	4-0	0-0	13-3
2001	0-0	0-2	2-2	2-2	3-2	0-1	7-9
2002	0-0	1-3	2-1	3-1	5-0	0-0	11-5
2003	0-0	3-1	3-1	3-0	3-2	0-0	12-4
2004	0-0	1-2	2-3	1-2	0-4	1-0	5-11
2005	0-0	1-2	1-4	1-2	1-3	0-1	4-12
2006	0-0	0-3	2-2	2-2	4-1	0-0	8-8
2007	0-0	2-1	3-1	1-3	4-1	0-0	10-6
2008	0-0	4-0	3-0	4-1	2-2	0-0	13-3
TOTALS	1-0	76-87	95-99-4	96-102-2	92-80	3-3	363-371-6

HOTTEST/COLDEST GAMES

Five Hottest Games

DATE	OPPONENT	SCORE	WEATHER
9/11/83	at L.A. Raiders	6-20 (L)	96°, clear
9/9/90	at Atlanta	27-47 (L)	94°, partly cloudy
10/7/62	BUFFALO	17-14 (W)	93°, showers
9/14/65	N.Y. JETS	27-21 (W)	93°, sunny
10/6/63	at Kansas City	7-28 (L)	92°, sunny

Five Coldest Games

DATE	OPPONENT	SCORE	WEATHER
*1/10/04	at New England	14-17 (L)	4°, clear
12/11/77	at Cleveland	19-15 (W)	7°, clear
12/17/89	at Cincinnati	7-61 (L)	7°, overcast
12/17/00	at Cleveland	24-0 (W)	7°, snowing
12/14/80	at Green Bay	22-3 (W)	20°, clear

* Playoff game

OVERTIME GAMES

Front Office

Coaching Staff

Playoffs

Rookies

2008 Season

Records

HISTORY

Playoff History

Sidelines

***December 23, 1962 - Dallas 20, at Houston 17:**

Texans win the toss but elect to kick. Each team gets three cracks at winning the game in the first overtime before K Tommy Brooker's championship-winning 25-yard field goal at 12:06 of the second OT.

October 30, 1977 - at Cincinnati 13, Houston 10:

Bengals win the toss. QB Ken Anderson's 17-yard completion to WR Billy Brooks is the long play prior to K Chris Bahr's winning 22-yard field goal at 5:51 of OT.

September 23, 1979 - Houston 30, at Cincinnati 27:

Oilers win the toss. On opening series, Bengals force Cliff Parsley punt. Cincinnati drives to Oilers' 14-yard line, but K Chris Bahr misses a 32-yard field goal attempt. Houston again has to punt on its ensuing series. The Oiler defense then forces a punt by the Bengals' Pat McNally. Houston takes over on the Cincinnati 42. RB Earl Campbell's 15-yard run is the long play prior to K Toni Fritsch's winning 29-yard field goal at 14:28 of OT.

October 28, 1979 - at Houston 27, N.Y. Jets 24:

Oilers win the toss. QB Dan Pastorini's 22-yard completion to FB Rob Carpenter is the long play as Oilers drive 58 yards. K Toni Fritsch kicks the winning 35-yard field goal at 5:10 of OT.

November 23, 1980 - at N.Y. Jets 31, Houston 28:

Jets win the toss. A personal foul on Houston's Guido Merkens on the kickoff gives New York possession at the Jets' 40-yard line. QB Richard Todd's 17-yard screen pass to RB Bobby Harper is the long play prior to K Pat Leahy's winning 38-yard field goal at 3:58 of OT.

September 4, 1983 - Green Bay 41, at Houston 38:

Packers win the toss. RB Eddie Lee Ivery's 12-yard run is the long play as Packers drive 59 yards. K Jan Stenerud kicks the winning 42-yard field goal at 5:55 of OT.

October 23, 1983 - Kansas City 13, at Houston 10:

Chiefs win the toss. QB Bill Kenney's 20-yard completion to WR Stephone Paige is the long play as Chiefs drive 60 yards. K Nick Lowery kicks the winning 41-yard field goal at 7:41 of OT.

October 30, 1983 - at Cleveland 25, Houston 19:

Oilers win the toss. Browns' defense forces a John James punt. Houston defense does the same to Cleveland as Jeff Gossett punts on ensuing series. Oiler QB Gifford Nielsen's pass is intercepted by Cleveland S Mike Whitwell and returned 15 yards to the Houston 20-yard line. On the next play, RB Boyce Green scores a touchdown on a 20-yard run at 6:34 of OT.

December 2, 1984 - at Houston 23, Pittsburgh 20:

Oilers win the toss. QB Warren Moon's 19-yard completion to WR Steve Bryant is the long play as Oilers drive 63 yards. K Joe Cooper kicks the winning 30-yard field goal at 5:53 of OT.

September 28, 1986 - Pittsburgh 22, at Houston 16:

Oilers win the toss. Steelers' defense forces a Lee Johnson punt that is returned 41 yards to the Oilers' 15-yard line by Pittsburgh's Rick Woods. Two plays later, RB Walter Abercrombie runs three yards for winning touchdown at 2:35 of OT.

November 30, 1986 - at Cleveland 13, Houston 10:

Oilers win the toss but elect to kickoff (18-25 MPH winds). Oilers' defense forces a Jeff Gossett punt. QB Oliver Luck, replacing an injured Warren Moon, leads the Oilers to the Cleveland 31-yard line, but then is intercepted by CB Frank Minnifield at the Browns' 21. Again Houston's defense puts the Browns in a punting situation. Once again, Minnifield picks off a Luck pass, returning it to the Oilers' 37. FB Kevin Mack's seven-yard run and QB Bernie Kosar's seven-yard pass to WR Brian Brennan are the long plays prior to K Mark Moseley's winning 29-yard field goal at 14:44 of OT.

****January 3, 1988 - at Houston 23, Seattle 20:**

Seahawks win the toss. Oilers' defense forces a Ruben Rodriguez punt. QB Warren Moon's 15-yard pass to WR Drew Hill is the long play as the Oilers drive 61 yards. K Tony Zendejas kicks the winning 42-yard field goal at 8:05 of OT.

September 4, 1988 - Houston 17, at Indianapolis 14:

Colts win the toss. On the opening series, QB Gary Hogeboom completes a screen pass to RB Eric Dickerson, but Oiler LB John Grimsley forces a fumble which is recovered by LB Robert Lyles on the Colts' 42-yard line. QB Cody Carlson, subbing for injured Warren Moon, completes a 21-yard pass to WR Ernest Givins for the long play prior to K Tony Zendejas' 35-yard field goal at 3:51 of OT.

September 24, 1989 - Buffalo 47, at Houston 41:

Oilers win the toss. Houston takes over on its own 19-yard line and advances to the Buffalo 20 thanks to QB Warren Moon's 32-yard completion to FB Alonzo Highsmith, plus a 17-yard run by Moon and an 11-yarder by Highsmith. K Tony Zendejas attempts a 37-yard field goal, but it is wide left. The Bills assume possession on their own 20 and move 80 yards in seven plays. A 21-yard QB Jim Kelly-to-TE Pete Metzelaars pass precedes the game-winning 28-yard TD catch by WR Andre Reed at 8:42 of OT.

****December 31, 1989 - Pittsburgh 26, at Houston 23:**

Steelers win the toss. Oilers' defense forces a Harry Newsome punt as Houston takes over on its own 45-yard line. Oiler RB Lorenzo White fumbles on the first play as CB Rod Woodson recovers for the Steelers on the Houston 46. RB Merrill Hoge's 11-yard run helps Pittsburgh advance to the Oiler 33 before Gary Anderson kicks a 50-yard field goal (his 4th of the game) to win the game at 3:26 of OT.

December 2, 1990 - at Seattle 13, Houston 10:

Seahawks win the toss. Oilers' defense forces a Rick Donnelly punt as Houston takes over on its own 23-yard line. Oiler WR Bernard Ford fumbles on the first play as LB David Wyman recovers for the Seahawks on the Houston 27. Seattle FB John L. Williams rushes

twice for a total of three yards before Norm Johnson kicks a 42-yard field goal to win the game at 4:25 of OT.

November 3, 1991 - at Washington 16, Houston 13: Redskins win the toss. Oilers' defense forces a Kelly Goodburn punt as Houston takes over on its own 31-yard line. Oiler QB Warren Moon is intercepted on the second play by CB Darrell Green with Washington taking over on Houston's 33. RB Earnest Byner carries three times for a total of nine yards before Chip Lohmiller kicks a 41-yard field goal to win the game at 4:01 of OT.

November 10, 1991 - at Houston 26, Dallas 23: Oilers win the toss. Cowboys' defense forces a Greg Montgomery punt as Dallas takes over on its own 24-yard line. The Cowboys move to the Oiler 24-yard line where they have a first down following a Houston holding penalty. Dallas RB Emmitt Smith gains seven yards but fumbles after a hit by LB Lamar Lathon, with Oiler S Bo Orlando recovering at the Houston 15. The Oilers then embark on an 11-play, 80-yard drive in which QB Warren Moon completes all seven of his passes for 70 yards. On second down, K Al Del Greco kicks a 23-yard field goal at 14:31 of OT.

September 20, 1992 - at Houston 23, Kansas City 20: Chiefs win the toss. On the third play of OT, Kansas City WR J.J. Birden fumbles after a hit by Houston CB Cris Dishman with DT Doug Smith recovering the ball at the Chief's 23-yard line. Oiler RB Lorenzo White runs once for two yards before K Al Del Greco boots the game-winning 39-yard field goal at 1:55 of OT.

****January 3, 1993 - at Buffalo 41, Houston 38:** Oilers win the toss. On third-and-three from Houston's 27-yard line, QB Warren Moon is intercepted by Buffalo CB Nate Odomes, who returns the ball to the Oiler 35. On the return, Houston WR Haywood Jeffires is penalized for a face mask infraction, which moves the ball to the Oilers' 20. After a pair of Kenneth Davis runs net six yards, K Steve Christie kicks a 32-yard field goal to win the game at 3:06 of OT.

November 6, 1994 - Pittsburgh 12, at Houston 9: Steelers win the toss. Both teams exchange five punts before the Oilers gain possession on their 12-yard line with 4:30 left in the extra period. On the first play from scrimmage, RB Gary Brown scoots up the middle for 8 yards before being hit by CB Rod Woodson. He fumbles and the Steelers take over at the Oilers 22-yard line. Two plays later, K Gary Anderson hits from 40 yards out for the winning score at 3:36 of OT.

October 8, 1995 - at Minnesota 23, Houston 17: Vikings win the toss. The Vikings move the ball to their 38-yard line but are forced to punt. Minnesota P Mike Saxton then pins the Oilers in at their 8-yard line with a 54-yard boot. On his third carry of overtime, RB Rodney Thomas scampers 27 yards to give the Oilers a first down at their 35. QB Will Furrer, who replaced Chris Chandler after he injured his shoulder while being sacked on the Oilers' last offensive series in the

fourth quarter, is intercepted on his second pass attempt by CB Dewayne Washington (25-yard return). RB Robert Smith takes his third consecutive carry of OT 20 yards for the winning score with 7:10 gone in the extra stanza.

October 6, 1996 - Houston 30, at Cincinnati 27: Bengals win the toss. The Bengals go three-and-out and are forced to punt, giving the Oilers the ball inside their own 20-yard line. On second down at the Oilers' 16-yard line, QB Chris Chandler connects with WR Willie Davis on a 37-yard pass to move into Cincinnati territory. Six plays later, K Al Del Greco hits from 49 yards out for the winning score at 4:22 of OT.

August 31, 1997 - at Tennessee 24, Oakland 21: Oilers win the toss. Oilers go three-and-out and are forced to punt, giving the Raiders the ball at their own 33-yard line. The Raiders also go three-and-out and punt the ball to the Oilers. Tennessee takes over the ball at its own 35-yard line. On second-and-eight, QB Steve McNair connects with Frank Wycheck for 21 yards to the Raiders 42-yard line. Again on second down, McNair finds Wycheck, this time for 10 yards to the Raiders 32-yard line. On the next play, McNair scrambles for an 11-yard gain. RB Eddie George gains six yards before Al Del Greco hits the game-winner from 33 yards away with 8:03 left on the clock in overtime. The win is the Oilers first since relocating to Tennessee from Houston.

September 7, 1997 - at Miami 16, Tennessee 13: Dolphins win the toss. The Oilers kick to Dolphin return man Irving Spikes, who returns the kickoff 48 yards to the Oilers 45-yard line. On second down, Dan Marino hits RB Bernie Parmalee for a 16-yard gain. Again on second down, Marino connects with Fred Barnett for a 9-yard gain. On the play, Oiler DB Tomur Barnes was flagged for an unnecessary roughness penalty which moved the ball to the Oilers 11-yard line. On the next play, Olindo Mare knocks home a 29-yard field goal with 12:45 remaining in overtime.

September 10, 2000 - at Tennessee 17, Kansas City 14: Titans win the toss. The Chiefs kick to Derrick Mason, who returns the kick 28 yards to the Tennessee 29-yard line. A face mask penalty moves the ball to the 34-yard line. On third-and-eight, QB Neil O'Donnell passes to Kevin Dyson for 27 yards. A 26-yard pass to Frank Wycheck on the next play is negated by a holding penalty. Eddie George then rushes 29 yards to the Kansas City 18-yard line. On the next play, Al Del Greco kicks a 36-yard field goal with 12:02 remaining in overtime.

October 14, 2001 - at Tennessee 31, Tampa Bay 28: Buccaneers win the toss. Tennessee's defense forces a punt. Tampa Bay kicks to Joe Walker, who returns the kick eight yards to Tampa Bay's 46. Steve McNair passes to Drew Bennett for 14 yards. Eddie George rushes for one yard. McNair pass is incomplete to Kevin Dyson. George rushes up middle for minus one yard. Joe Nedney kicks a 49-yard field goal with 13:08 remaining in overtime.

OVERTIME GAMES

Front Office

Coaching Staff

Playoffs

Rookies

2008 Season

Records

HISTORY

Playoff History

Sidelines

September 22, 2002 - at Tennessee 28, Cleveland 31: Browns win the toss. Joe Nedney kicks ball into end zone for touchback. Jamel White rushes for six yards to Cleveland 26. Tim Couch passes to Jamel White for -1 yard to Cleveland 25. Couch passes for 10 yards to Quincy Morgan to Cleveland 35. White rushes off-tackle for 12 yards to Cleveland 47. Couch passes to Andre Davis for 31 yards to Tennessee 22. White rushes off tackle for five yards, then off left guard for two yards to Tennessee 15. Phil Dawson kicks a 33-yard field goal with 10:51 remaining in overtime.

December 1, 2002 - Tennessee 32 at N.Y. Giants 29: Giants win toss. Joe Nedney kicks off to Delvin Joyce, who returns the kickoff 38 yards to the New York 40. Kerry Collins passes to Ron Dixon for 14 yards to Tennessee 46. Tiki Barber rushes around the left side for two yards to Tennessee 44. Collins passes for 12 yards to Tennessee 32, but offensive pass interference is called on Amani Toomer, placing ball at New York 46. Collins passes incomplete to Barber. Collins sacked by Carlos Hall at New York 46. Matt Allen punts 34 yards to Tennessee 20. Steve McNair passes for 12 yards to Drew Bennett to Tennessee 32. McNair passes incomplete to Derrick Mason. McNair passes 23 yards to John Simon to New York 45. McNair passes 12 yards to Mason to New York 33. Robert Holcombe runs off right guard for 14 yards to New York 19. Holcombe rushes off left guard for minus 1 yard. Joe Nedney kicks 38-yard field goal with 10:00 remaining in overtime.

*****January 11, 2003 - at Tennessee 34, Pittsburgh 31:** Titans win the toss. Jeff Reed kicks off to John Simon, who returns kickoff 21 yards to Tennessee 31. Steve McNair passes incomplete to Robert Holcombe. McNair passes for 31 yards to Justin McCareins to Pittsburgh 38. McNair passes for 22 yards to Justin McCareins to Pittsburgh 16. Holcombe rushes up the middle for three yards to Pittsburgh 13. Joe Nedney connects on 31-yard field goal, but Pittsburgh calls timeout just before ball is snapped, so play does not count. Nedney then misses 31-yard field goal wide-right, but Dewayne Washington is flagged for roughing the kicker. Nedney makes good on 26-yard field goal with 12:49 remaining in overtime.

November 14, 2004 - at Tennessee 17, Chicago 19: Bears win the toss and control the ball at their own 26-yard line. They advance to the Chicago 48 before punting to the Tennessee 9. Billy Volek, who started at quarterback for an injured Steve McNair (sternum), throws an incomplete pass and then is sacked for a four-yard loss. On third down, Volek is sacked in the end zone by Adefawale Ogunleye and fumbles. The ball is recovered in the end zone by Titans right tackle Fred Miller, who is tackled in the end zone for a safety. It is the first overtime game to end in a safety since Nov. 5, 1989, when Minnesota beat the L.A. Rams, 23-21.

December 10, 2006 - Tennessee 26 at Houston 20: Titans win the toss. Kris Brown kicks off to Pacman Jones, who returns it 36 yards to Tennessee's 43. Travis Henry rushes for one yard to Tennessee 44. Vince Young passes incomplete to Drew Bennett, but

Houston is penalized for defensive holding, giving Titans a first down at the Tennessee 49. Chris Brown rushes up the middle for 16 yards to Houston's 35-yard line. Chris Brown is stopped for no gain, but Tennessee is penalized for offensive holding, moving ball to Houston's 45. Chris Brown rushes for five yards to Houston's 40. Vince Young passes to Ahmad Hall for one yard to Houston's 39. On 3rd-and-14, Vince Young drops back, then scrambles up the middle 39 yards for the game-winning touchdown with 11:24 remaining in overtime.

December 9, 2007 - Tennessee 17, San Diego 23: Chargers win the toss. Rob Bironas kicks off into end zone for touchback. Chargers drive to their own 47-yard line. M. Scifres punts 51 yards to Tennessee 2. LenDale White carries for 3 and 5 yards, but an incomplete on third down forces a punt. Craig Hentrich punts 57 yards to San Diego 38. After consecutive Tomlinson carries, Rivers passes for 11 yards to Antonio Gates to Tennessee 31. Tomlinson runs three yards to Tennessee 28. Rivers passes for 12 yards to Vincent Jackson to Tennessee 16. Tomlinson runs for game-winning 16-yard touchdown with 7:35 remaining in overtime.

November 2, 2008 - at Tennessee 19, Green Bay 16: Tennessee wins the toss. Mason Crosby kicks off to Chris Carr, who returns the kickoff 23 yards to the Tennessee 22. On third-and-six from the Tennessee 26, Kerry Collins passes to Chris Johnson for 16 yards. Johnson then gains 14 yards on a carry. On third-and-four from the Green Bay 38, LenDale White rushes for seven yards. After consecutive rushes by Johnson of five and three yards to the Green Bay 23, Rob Bironas kicks a game-winning 41-yard field goal on third down.

* AFL Championship Game

** Wild Card Playoff Game

*** AFC Divisional Playoff Game

TOTALS—Won/Loss Record: 15-19 (10-10 home, 5-9 road)
Coin Toss Record: 14-20 (9-11 home, 5-9 road)

TITANS WON-LOSS RECORD (Regular Season)

vs. AFC Teams:	290-299-5 Home: 175-125-1; Away: 115-174-4
vs. AFC South Teams:	25-17-0 Home: 12-9-0; Away: 13-8-0
vs. AFC North/Central Teams:	110-117-1 Home: 60-54-1; Away: 50-63
vs. AFC East Teams:	80-74-2 Home: 47-27; Away: 33-47-2
vs. AFC West Teams:	75-91-2 Home: 52-36; Away: 23-55-2
vs. NFC Teams:	73-72-1 Home: 39-34-1; Away: 34-38
vs. NFC South Teams:	7-1-0 Home: 4-0-0; Away: 3-1-0
vs. NFC North/Central Teams:	28-20 Home: 16-9; Away: 12-11
vs. NFC East Teams:	21-26 Home: 10-13; Away: 11-13
vs. NFC West Teams:	17-25-1 Home: 9-12-1; Away: 8-13
Monday Night Football:	18-16 Home: 12-8; Away: 6-8
Week After MNF:	14-20 (Home: 9-8; Away: 5-12)
Sunday Night Football:	11-8 (ESPN 8-6; TNT 2-2; NBC 1-0) Home: 8-3; Away: 3-5
Thursday Night Football:	3-2 (ABC 2-0; ESPN 1-1; TNT 0-1) Home: 3-1; Away: 0-1
Saturday Night Football:	1-2 (ABC 1-0, ESPN 0-2) Home: 0-2; Away 1-0
Overtime:	14-16 Home: 9-8; Away 5-8
Season Openers:	26-23 Home: 14-9; Away: 12-14
Domes:	132-126-2 Astrodome (Houston): 113-103-2 Edward Jones Dome (St. Louis): 0-1 Ford Field (Detroit): (1-0) Georgia Dome (Atlanta): 2-0 Kingdome (Seattle): 1-6 Lucas Oil Stadium (Indianapolis): 0-1 Metrodome (Minneapolis): 1-5 Reliant Stadium (closed) (Houston): 3-0 RCA Dome (Indianapolis): 4-7 Silverdome (Detroit): 2-1 Superdome (New Orleans): 5-2

Front Office

Coaching Staff

Players

Rookies

2008 Season

Records

HISTORY

Playoff History

Sidelines

2008 ATTENDANCE

Front Office

Coaching Staff

Players

Rookies

2008 Season

Records

HISTORY

Playoff History

Sidelines

PRESEASON

Home

St.Louis Rams	69,143
Oakland Raiders	69,143
Total:	138,286

Away

@ Atlanta Falcons	47,318
@ Green Bay Packers	69,744
Total:	117,062

REGULAR SEASON

Home

Jacksonville Jaguars	69,143
Houston Texans	69,143
Minnesota Vikings	69,143
Indianapolis Colts	69,143
Green Bay Packers	69,143
New York Jets	69,143
Cleveland Browns	69,143
Pittsburgh Steelers	69,143
Regular Season Total:	553,144
Regular Season Average:	69,143
Divisional vs Baltimore:	69,143

Away

@ Cincinnati Bengals	64,540
@ Baltimore Ravens	71,131
@ Kansas City Chiefs	74,200
@ Chicago Bears	62,124
@ Jacksonville Jaguars	65,258
@ Detroit Lions	60,112
@ Houston Texans	70,831
@ Indianapolis Colts	66,721
Regular Season Total:	534,917
Regular Season Average:	66,865

Total Attendance (21 games) – 1,412,552Average – 67,264
Regular Season Total (16 games) – 1,088,061Average – 68,003
Home Game Totals (11 games) – 760,573Average – 69,143

ATTENDANCE RECORDS

Regular Season

1,098,921 (2007 – 16 games)
1,097,073 (2006 – 16 games)
1,097,039 (2000 – 16 games)
1,089,472 (2001 – 16 games)
1,088,061 (2008 – 16 games)
1,087,279 (2003 – 16 games)
1,059,178 (2005 – 16 games)
1,051,730 (2004 – 16 games)
1,050,989 (2002 – 16 games)
1,017,727 (1999 – 16 games)

Away Game

88,550 (at Washington, 2006)

Post-season Game

80,023 (at Buffalo, 1989)

Largest LP Field Attendance

69,149 – eight games in 2005

Largest Vanderbilt Stadium Attendance

41,121 (vs. Minnesota, 1998)

Largest Liberty Bowl Att. (Memphis)

50,677 (vs. Pittsburgh, 1997)

Largest Astrodome Att. (Houston)

64,934 (vs. Pittsburgh, 1992)
64,184 (vs. Kansas City, 1994)**

Largest Rice Stadium Att. (Houston)

52,580 (vs. N.Y. Jets, 1965)
36,375 (vs. Oakland, 1967)

Largest Jeppesen Stadium Att. (Houston)

37,981 (vs. Dallas Texans, 1962)***
37,854 (vs. San Diego, 1961)

*AFC Wild Card Game

**AFC Divisional Playoff

***AFL Championship Game

Home Regular Season

553,192 (2005 – 8 games)
553,144 (2008 – 8 games)
553,144 (2007 – 8 games)
553,144 (2006 – 8 games)
551,210 (2004 – 8 games)
550,472 (2003 – 8 games)
550,437 (2002 – 8 games)
550,393 (2001 – 8 games)
547,524 (2000 – 8 games)
528,890 (1999 – 8 games)
482,726 (1991 – 8 games)
479,428 (1992 – 8 games)

Regular Season Home Game

69,149 – eight games in 2005

ALL-TIME ATTENDANCE (REGULAR SEASON)

<i>Yearly Totals</i>				<i>Home Totals</i>				<i>Away Totals</i>			
Yr.	Att	Games	Avg.	Yr.	Att	Games	Avg.	Yr.	Att	Games	Avg.
1960	272,940	14	19,496	1960	140,136	7	20,019	1960	132,804	7	18,972
1961	316,379	14	22,599	1961	195,024	7	27,861	1961	121,355	7	17,336
1962	295,108	14	21,079	1962	200,285	7	28,612	1962	94,823	7	13,546
1963	337,235	14	24,088	1963	163,372	7	23,339	1963	173,863	7	24,838
1964	327,284	14	23,377	1964	141,777	7	20,254	1964	185,507	7	26,501
1965	450,249	14	32,161	1965	240,857	7	34,408	1965	209,392	7	29,913
1966	411,555	14	29,397	1966	177,896	7	25,414	1966	233,659	7	33,380
1967	447,385	14	31,956	1967	185,129	7	26,447	1967	262,256	7	37,465
1968	569,255	14	40,661	1968	283,383	7	40,483	1968	285,872	7	40,839
1969	599,862	14	42,847	1969	309,420	7	44,203	1969	290,442	7	41,492
1970	659,432	14	47,102	1970	294,425	7	42,061	1970	365,007	7	52,144
1971	658,611	14	47,044	1971	289,954	7	41,422	1971	368,657	7	52,665
1972	684,790	14	48,914	1972	285,851	7	40,836	1972	398,939	7	56,991
1973	593,244	14	42,375	1973	219,386	7	31,341	1973	373,858	7	53,408
1974	614,609	14	43,901	1974	237,403	7	33,915	1974	377,206	7	53,887
1975	718,775	14	51,341	1975	336,458	7	48,065	1975	382,317	7	54,617
1976	713,217	14	50,944	1976	331,895	7	47,414	1976	381,322	7	54,475
1977	721,334	14	51,524	1977	345,820	7	49,403	1977	375,514	7	53,645
1978	872,727	16	54,545	1978	411,652	8	51,457	1978	461,075	8	57,634
1979	855,514	16	53,470	1979	396,580	8	49,573	1979	458,934	8	57,367
1980	898,625	16	56,164	1980	398,699	8	49,837	1980	499,926	8	62,491
1981	845,112	16	52,280	1981	355,259	8	44,407	1981	489,853	8	61,232
1982	402,513	9	44,724	1982	200,340	5	40,068	1982	202,173	4	50,543
1983	707,215	16	44,201	1983	321,440	8	40,180	1983	385,775	8	48,222
1984	707,644	16	44,228	1984	323,533	8	40,442	1984	384,111	8	48,014
1985	734,041	16	45,878	1985	329,445	8	41,181	1985	404,596	8	50,575
1986	693,294	16	43,331	1986	303,786	8	37,973	1986	389,508	8	48,689
1987	685,703	15	45,714	1987	259,875	7	37,125	1987	425,828	8	53,229
1988	845,396	16	52,838	1988	365,981	8	45,748	1988	479,415	8	59,927
1989	889,424	16	55,589	1989	451,027	8	56,378	1989	438,397	8	54,800
1990	917,819	16	57,364	1990	449,275	8	56,159	1990	468,544	8	58,568
1991	921,346	16	57,584	1991	482,726	8	60,341	1991	438,620	8	54,828
1992	965,366	16	60,335	1992	479,428	8	59,928	1992	485,938	8	60,743
1993	944,071	16	59,004	1993	452,522	8	56,565	1993	491,549	8	61,444
1994	822,738	16	51,421	1994	353,514	8	44,189	1994	469,224	8	58,653
1995	764,253	16	47,766	1995	288,860	8	36,108	1995	475,393	8	59,424
1996	604,633	16	37,790	1996	254,600	8	31,825	1996	350,033	8	43,754
1997	683,765	16	42,735	1997	224,757	8	28,095	1997	459,008	8	57,376
1998	791,806	16	49,487	1998	299,555	8	37,444	1998	492,251	8	61,531
1999	1,017,727	16	63,608	1999	528,890	8	66,111	1999	488,837	8	61,105
2000	1,097,039	16	68,565	2000	547,524	8	68,441	2000	549,515	8	68,689
2001	1,089,472	16	68,092	2001	550,393	8	68,799	2001	539,079	8	67,385
2002	1,050,989	16	65,687	2002	550,437	8	68,805	2002	500,552	8	62,569
2003	1,087,279	16	67,955	2003	550,472	8	68,809	2003	536,807	8	67,101
2004	1,051,730	16	65,733	2004	551,210	8	68,901	2004	500,520	8	62,565
2005	1,059,178	16	66,199	2005	553,192	8	69,149	2005	505,986	8	63,248
2006	1,097,073	16	68,567	2006	553,144	8	69,143	2006	543,929	8	67,991
2007	1,098,921	16	68,683	2007	553,144	8	69,143	2007	545,777	8	68,222
2008	1,088,061	16	68,004	2008	553,144	8	69,143	2008	534,917	8	66,865
Totals	36,687,738	740	49,578	Totals	17,372,875	370	46,954	Totals	19,408,863	370	52,456

Front Office

Coaching Staff

Players

Rookies

2008 Season

Records

HISTORY

Playoff History

Sidelines

PRIMETIME RESULTS

Front Office

Coaching Staff

Playoffs

Rookies

2008 Season

Records

HISTORY

Playoff History

Sidelines

YR	DATE	OPPONENT	SCORE	W/L
1970	Mon., Dec. 7	CLEVELAND (ABC)	10-21	L
1972	Mon., Oct. 9	OAKLAND (ABC)	0-34	L
1975	Mon., Nov. 24	PITTSBURGH (ABC)	9-32	L
1976	Mon., Nov. 1	at Baltimore (ABC)	14-38	L
1978	Mon., Oct. 23	at Pittsburgh (ABC)	24-17	W
1978	Mon., Nov. 20	MIAMI (ABC)	35-30	W
1979	Mon., Nov. 5	at Miami (ABC)	9-6	W
1979	Mon., Dec. 10	PITTSBURGH (ABC)	20-17	W
1980	Mon., Sept. 15	at Cleveland (ABC)	16-7	W
1980	Mon., Nov. 10	NEW ENGLAND (ABC)	38-34	W
1980	Thur., Dec. 4	PITTSBURGH (ABC)	6-0	W
1981	Mon., Oct. 26	at Pittsburgh (ABC)	13-26	L
1981	Thur., Dec. 3	CLEVELAND (ABC)	17-13	W
1982	Mon., Dec. 13	DALLAS (ABC)	7-37	L
1988	Sun., Oct. 30	WASHINGTON (ESPN)	41-17	W
1988	Mon., Nov. 7	CLEVELAND (ABC)	24-17	W
1988	Sun., Dec. 4	PITTSBURGH (ESPN)	34-37	L
1989	Mon., Nov. 13	CINCINNATI (ABC)	26-24	W
1989	Sat., Dec. 23	CLEVELAND (ESPN)	20-24	L
1990	Sun., Sept. 16	at Pittsburgh (TNT)	9-20	L
1990	Mon., Nov. 26	BUFFALO (ABC)	27-24	W
1990	Sun., Dec. 30	PITTSBURGH (ESPN)	34-14	W
1991	Sun., Sept. 8	at Cincinnati (TNT)	30-7	W
1991	Mon., Sept. 16	KANSAS CITY (ABC)	17-7	W
1991	Sun., Nov. 17	CLEVELAND (ESPN)	28-24	W
1991	Mon., Dec. 2	PHILADELPHIA (ABC)	6-13	L
1992	Mon., Dec. 7	CHICAGO (ABC)	24-7	W
1992	Sun., Dec. 13	GREEN BAY (ESPN)	14-16	L
1992	Sun., Dec. 27	BUFFALO (ESPN)	27-3	W
1993	Sun., Sept. 5	at New Orleans (TNT)	21-33	L
1993	Mon., Oct. 11	at Buffalo (ABC)	7-35	L
1993	Sun., Nov. 28	PITTSBURGH (ESPN)	23-3	W
1994	Sun., Jan. 2	N.Y. JETS (ESPN)	24-0	W
1994	Mon., Oct. 3	at Pittsburgh (ABC)	14-30	L
1994	Thurs., Oct. 13	CLEVELAND (TNT)	8-11	L
1994	Mon., Oct. 24	at Philadelphia (ABC)	6-21	L
1994	Mon., Nov. 21	N.Y. GIANTS (ABC)	10-13	L
1995	Sun., Nov. 19	at Kansas City (ESPN)	13-20	L
1996	Sun., Oct. 6	at Cincinnati (TNT)	30-27	W*
1997	Thurs., Dec. 4	at Cincinnati (ESPN)	14-41	L
1998	Sun., Nov. 8	at Tampa Bay (ESPN)	31-22	W
1999	Sun., Nov. 7	at Miami (ESPN)	0-17	L
1999	Thurs., Dec. 9	OAKLAND (ESPN)	21-14	W
2000	Sun., Sept. 3	at Buffalo (ESPN)	13-16	L
2000	Mon., Oct. 16	JACKSONVILLE (ABC)	27-13	W
2000	Mon., Oct. 30	at Washington (ABC)	27-21	W
2000	Mon., Dec. 25	DALLAS (ABC)	31-0	W
2001	Sun., Sept. 9	MIAMI (ESPN)	23-31	L
2001	Mon., Oct. 29	at Pittsburgh (ABC)	7-34	L
2001	Mon., Nov. 12	BALTIMORE (ABC)	10-16	L
2001	Sat., Dec. 22	at Oakland (ABC)	13-10	W
2002	Mon., Dec. 16	NEW ENGLAND (ABC)	24-7	W
2003	Sun., Sept. 7	OAKLAND (ESPN)	25-20	W
2003	Mon., Dec. 1	at New York Jets (ABC)	17-24	L
2004	Mon., Oct. 11	at Green Bay (ABC)	48-27	W
2004	Mon., Dec. 13	KANSAS CITY (ABC)	38-49	L
2004	Sat., Dec. 25	DENVER (ESPN)	16-37	L
2007	Mon., Sept. 24	at New Orleans (ESPN)	31-14	W
2007	Mon., Nov. 19	at Denver (ESPN)	20-34	L
2007	Sun., Dec. 30	at Indianapolis (NBC)	16-10	W
2008	Mon., Oct. 27	INDIANAPOLIS (ESPN)	31-21	W

MONDAY NIGHT FOOTBALL (18-16)

YR	DATE	OPPONENT	SCORE	W/L
1970	Dec. 7	CLEVELAND (ABC)	10-21	L
1972	Oct. 9	OAKLAND (ABC)	0-34	L
1975	Nov. 24	PITTSBURGH (ABC)	9-32	L
1976	Nov. 1	at Baltimore (ABC)	14-38	L
1978	Oct. 23	at Pittsburgh (ABC)	24-17	W
1978	Nov. 20	MIAMI (ABC)	35-30	W
1979	Nov. 5	at Miami (ABC)	9-6	W
1979	Dec. 10	PITTSBURGH (ABC)	20-17	W
1980	Sept. 15	at Cleveland (ABC)	16-7	W
1980	Nov. 10	NEW ENGLAND (ABC)	38-34	W
1981	Oct. 26	at Pittsburgh (ABC)	13-26	L
1982	Dec. 13	DALLAS (ABC)	7-37	L
1988	Nov. 7	CLEVELAND (ABC)	24-17	W
1989	Nov. 13	CINCINNATI (ABC)	26-24	W
1990	Nov. 26	BUFFALO (ABC)	27-24	W
1991	Sept. 16	KANSAS CITY (ABC)	17-7	W
1991	Dec. 2	PHILADELPHIA (ABC)	6-13	L
1992	Dec. 7	CHICAGO (ABC)	24-7	W
1993	Oct. 11	at Buffalo (ABC)	7-35	L
1994	Oct. 3	at Pittsburgh (ABC)	14-30	L
1994	Oct. 24	at Philadelphia (ABC)	6-21	L
1994	Nov. 21	N.Y. GIANTS (ABC)	10-13	L
2000	Oct. 16	JACKSONVILLE (ABC)	27-13	W
2000	Oct. 30	at Washington (ABC)	27-21	W
2000	Dec. 25	DALLAS (ABC)	31-0	W
2001	Oct. 29	at Pittsburgh (ABC)	7-34	L
2001	Nov. 12	BALTIMORE (ABC)	10-16	L
2002	Dec. 16	NEW ENGLAND (ABC)	24-7	W
2003	Dec. 1	at New York Jets (ABC)	17-24	L
2004	Oct. 11	at Green Bay (ABC)	48-27	W
2004	Dec. 13	KANSAS CITY (ABC)	38-49	L
2007	Sept. 24	at New Orleans (ESPN)	31-14	W
2007	Nov. 19	at Denver (ESPN)	20-34	L
2008	Oct. 27	INDIANAPOLIS	31-21	W

SATURDAY NIGHT GAMES (1-2)

1989	Dec. 23	CLEVELAND (ESPN)	20-24	L
2001	Dec. 22	at Oakland (ABC)	13-10	W
2004	Dec. 25	DENVER (ESPN)	16-37	L

SUNDAY NIGHT GAMES (11-8)

1988	Oct. 30	WASHINGTON (ESPN)	41-17	W
1988	Dec. 4	PITTSBURGH (ESPN)	34-37	L
1990	Sept. 16	at Pittsburgh (TNT)	9-20	L
1990	Dec. 30	PITTSBURGH (ESPN)	34-14	W
1991	Sept. 8	at Cincinnati (TNT)	30-7	W
1991	Nov. 17	CLEVELAND (ESPN)	28-24	W
1992	Dec. 13	GREEN BAY (ESPN)	14-16	L
1992	Dec. 27	BUFFALO (ESPN)	27-3	W
1993	Sept. 5	at New Orleans (TNT)	21-33	L
1993	Nov. 28	PITTSBURGH (ESPN)	23-3	W
1994	Jan. 2	N.Y. JETS (ESPN)	24-0	W
1995	Nov. 19	at Kansas City (ESPN)	13-20	L
1996	Oct. 6	at Cincinnati (TNT)	30-27	W*
1998	Nov. 8	at Tampa Bay (ESPN)	31-22	W
1999	Nov. 7	at Miami (ESPN)	0-17	L
2000	Sept. 3	at Buffalo (ESPN)	13-16	L
2001	Sept. 9	MIAMI (ESPN)	23-31	L
2003	Sept. 7	OAKLAND (ESPN)	25-20	W
2007	Dec. 30	at Indianapolis (NBC)	16-10	W

THURSDAY NIGHT GAMES (3-2)

1980	Dec. 4	PITTSBURGH (ABC)	6-0	W
1981	Dec. 3	CLEVELAND (ABC)	17-13	W
1994	Oct. 13	CLEVELAND (TNT)	8-11	L
1997	Dec. 4	at Cincinnati (ESPN)	14-41	L
1999	Dec. 9	OAKLAND (ESPN)	21-14	W

TOTALS:	18-16	Monday Night (12-8 home, 6-8 road)
	3-2	Thursday Night (3-1 home, 0-1 road)
	1-2	Saturday Night (0-2 home, 1-0 road)
	11-8	Sunday Night (8-3 home, 3-5 road)
		* Overtime



Front Office

Coaching Staff

Players

Rookies

2008 Season

Records

History

PLAYOFF HISTORY

Sidelines

POSTSEASON RESULTS

<i>DATE</i>	<i>ROUND</i>	<i>OPPONENT</i>	<i>W/L</i>	<i>SCORE</i>	<i>ATT.</i>
1/1/61	AFL Championship	L.A. CHARGERS	W	24-16	32,183
12/24/61	AFL Championship	at San Diego	W	10-3	29,556
12/23/62	AFL Championship	DALLAS	L	17-20 (OT)	37,981
12/31/67	AFL Championship	at Oakland	L	7-40	53,330
12/21/69	Divisional	at Oakland	L	7-56	53,539
12/24/78	Wild Card	at Miami	W	17-9	70,036
12/31/78	Divisional	at New England	W	31-14	61,297
1/7/79	AFC Championship	at Pittsburgh	L	5-34	49,417
12/23/79	Wild Card	DENVER	W	13-7	48,776
12/29/79	Divisional	at San Diego	W	17-14	51,192
1/6/80	AFC Championship	at Pittsburgh	L	13-27	50,475
12/28/80	Wild Card	at Oakland	L	7-27	52,762
1/3/88	Wild Card	SEATTLE	W	23-20 (OT)	49,622
1/10/88	Divisional	at Denver	L	10-34	75,968
12/24/88	Wild Card	at Cleveland	W	24-23	74,977
1/19/89	Divisional	at Buffalo	L	10-17	79,532
12/31/89	Wild Card	PITTSBURGH	L	23-26 (OT)	58,306
1/6/91	Wild Card	at Cincinnati	L	14-41	60,012
12/29/91	Wild Card	N.Y. JETS	W	17-10	61,485
1/4/92	Divisional	at Denver	L	24-26	75,301
1/3/93	Wild Card	at Buffalo	L	38-41 (OT)	75,141
1/16/94	Divisional	KANSAS CITY	L	20-28	64,011
1/8/00	Wild Card	BUFFALO	W	22-16	66,782
1/16/00	Divisional	at Indianapolis	W	19-16	57,087
1/23/00	AFC Championship	at Jacksonville	W	33-14	75,206
1/30/00	Super Bowl XXXIV	ST. LOUIS	L	16-23	72,625
1/7/01	Divisional	BALTIMORE	L	10-24	68,527
1/11/03	Divisional	PITTSBURGH	W	34-31 (OT)	68,809
1/19/03	AFC Championship	at Oakland	L	24-41	62,544
1/3/04	Wild Card	at Baltimore	W	20-17	69,452
1/10/04	Divisional	at New England	L	14-17	68,436
1/6/08	Wild Card	at San Diego	L	6-17	65,640
1/10/09	Divisional	BALTIMORE	L	10-13	69,143

ALL-TIME PLAYOFF LEADERS

RUSHING

G	Att.	Yds.	Avg.	TD	
Eddie George	9	206	776	3.8	5
Earl Campbell	8	135	420	3.1	4
Steve McNair	9	54	349	6.5	6
Lorenzo White	7	76	264	3.5	0
Allen Pinkett	6	47	219	4.7	1

RECEIVING

G	No.	Yds.	Avg.	TD	
Ernest Givins	8	60	774	12.9	8
Haywood Jeffires	7	41	513	12.5	3
Drew Hill	7	38	513	13.5	1
Derrick Mason	9	29	312	10.8	1

PASSING

G	Att.	Comp.	Pct.	Yds.	TD	INT.	OB Rating	
Warren Moon	9	351	230	65.5	2,578	15	12	87.3
Steve McNair	9	282	166	58.9	1,591	6	9	68.4
Dan Pastorini	5	116	71	61.2	954	4	8	72.3

SCORING

G	TD	PAT	FG	Total	
Al Del Greco	9	0	21	14	63
Ernest Givins	8	8	0	0	48
Toni Fritsch	6	0	11	8	35

FIELD GOALS

G	Att.	Made	Pct.	Long	
Al Del Greco	9	22	14	63.6	53
Tony Zendejas	5	14	9	64.3	49
Toni Fritsch	7	9	7	77.8	31

PUNTING

G	No.	Avg.	Long	
Greg Montgomery	8	27	42.6	59
Ode Burrell	7	11	42.3	57
Craig Henrich	11	51	41.0	66

KICKOFF RETURNS

G	No.	Yds.	Avg.	TD	
Derrick Mason	7	17	492	28.9	1
Bobby Jancik	2	9	239	26.6	0
Allen Pinkett	6	13	221	17.0	0

PUNT RETURNS

G	No.	Yds.	Avg.	TD	
Derrick Mason	9	21	173	8.2	0
Richard Ellender	3	9	75	8.3	0
Kenny Johnson	2	5	27	5.4	0

INTERCEPTIONS

G	No.	Yds.	Avg.	TD	
Vernon Perry	4	5	75	15.0	1
Mike Reinfeldt	7	4	35	8.8	0
Bubba McDowell	6	3	90	30.0	1

TACKLES (since 1974)

Career	Player	Game	Player
55	Al Smith	13	Art Stringer (1/6/80 at Pittsburgh)
48	Keith Bulluck	12	Gregg Bingham (1/6/80 at Pittsburgh)
45	Gregg Bingham		Terry Kinard (1/6/91 at Cincinnati)
41	John Grimsley		Peter Sirmon (1/10/04 at N. England)

SACKS (since 1970)

Career	Player	Game	Player
5	Elvin Bethea	3	Andy Dorris (12/23/79 vs. Denver)
	Andy Dorris	2	Jevon Kearse (1/9/00 vs. Buf.)
3.5	Jason Fisk		Curley Culp (12/23/79 vs. Denver)
3	William Fuller		William Fuller (1/3/93 at Buffalo)




RB Eddie George



K Al Del Greco



P Craig Henrich



WR Derrick Mason

Front Office

Coaching Staff

Players

Rookies

2008 Season

Records

History

PLAYOFF HISTORY

Sidelines

INDIVIDUAL PLAYOFF RECORDS

Front Office

Coaching Staff

Players

Rookies

2008 Season

Records

History

PLAYOFF HISTORY

Sidelines

SERVICE

Most Games, Head Coach

- 11 Jeff Fisher, 1999-08
- 7 O.A. "Bum" Phillips, 1978-80
- 5 Jerry Glanville, 1987-89
- 5 Jack Pardee, 1990-93

Most Games Won, Head Coach

- 5 Jeff Fisher, 1999-08
- 4 O.A. "Bum" Phillips, 1978-80
- 2 Jerry Glanville, 1987-89

Most Games Lost, Head Coach

- 6 Jeff Fisher, 1999-08
- 4 Jack Pardee, 1990-93
- 3 Jerry Glanville, 1987-89
- 3 O.A. "Bum" Phillips, 1978-80

SCORING

Most Points, Career

- 63 Al Del Greco, (21 PAT, 14 FG)
- 48 Ernest Givins, (8 TD)
- 36 Steve McNair, (6 TD)
- 35 Toni Fritsch, (11 PAT, 8 FG)
- 33 Tony Zendejas, (9 PAT, 8 FG)

Most Points, Game

- 13 Al Del Greco, @ Indianapolis, 1/16/00
- 12 Mike Barber, @ New England, 12/31/78
- 12 Allen Pinkett, @ Cleveland, 12/24/88
- 12 Ernest Givins, vs. Pittsburgh, 12/31/89
- 12 Ernest Givins, @ Cincinnati, 1/6/91
- 12 Ernest Givins, vs. NY Jets, 12/29/91
- 12 Haywood Jeffires, @ Buffalo, 1/3/93
- 12 Steve McNair, @ Jacksonville, 1/23/00
- 12 Steve McNair, @ Oakland, 1/19/03

Most Points, Opponent, Game

- 18 Andre Reed, @ Buffalo, 1/3/93
- 16 George Blanda, @ Oakland, 12/31/67
- 14 Gary Anderson, vs. Pittsburgh, 12/31/89

TOUCHDOWNS

Most Touchdowns, Career

- 8 Ernest Givins, (8 receiving)
- 6 Steve McNair, (6 rushing)
- 5 Eddie George, (5 rushing)
- 4 Earl Campbell, (4 rushing)
- 3 Haywood Jeffires, (3 receiving)

Most Touchdowns, Game

- 2 Mike Barber, @ New England, 12/31/78
- 2 Allen Pinkett, @ Cleveland, 12/24/88
- 2 Ernest Givins, vs. Pittsburgh, 12/31/89
- 2 Ernest Givins, @ Cincinnati, 1/6/91
- 2 Ernest Givins, vs. NY Jets, 12/29/93
- 2 Haywood Jeffires, @ Buffalo, 1/3/93
- 2 Steve McNair, @ Jacksonville, 1/23/00
- 2 Eddie George, vs. St. Louis, 1/30/00
- 2 Steve McNair, @ Oakland, 1/19/03

Most Touchdowns, Opponent, Game

- 3 Andre Reed, @ Buffalo, 1/3/91

Most Consecutive Games Scoring Touchdown

- 3 Ernest Givins, 1989-91
- 3 Eddie George, 1999-02
- 2 6 times, last by Steve McNair, 2002

POINTS AFTER TOUCHDOWN

Most Attempts, Career

- 21 Al Del Greco, 1991-93, 99-00
- 11 Toni Fritsch, 1979-80
- 9 Tony Zendejas, 1987-89

Most Attempts, Game

- 5 Al Del Greco, @ Buffalo, 1/3/93
- 4 Toni Fritsch, @ New England, 12/31/78
- 4 Al Del Greco, @ Jacksonville, 1/23/00
- 4 Joe Nedney, vs. Pittsburgh, 1/11/03

Most Made, Career

- 21 Al Del Greco, 1991-93, 99-00
- 11 Toni Fritsch, 1978-80
- 9 Tony Zendejas, 1987-89

Most Made, Game

- 5 Al Del Greco, @ Buffalo, 1/3/93
- 4 Al Del Greco, @ Indianapolis, 1/16/00
- 4 Toni Fritsch, @ New England, 12/31/78
- 4 Al Del Greco, @ Jacksonville, 1/23/00
- 4 Joe Nedney, vs. Pittsburgh, 1/11/03

Most Made, Opponent, Game

- 8 George Blanda, @ Oakland, 12/21/69
- 5 Jim Breech, @ Cincinnati, 1/6/91
- 5 Steve Christie, @ Buffalo, 1/3/93
- 5 Sebastian Janikowski, @ Oakland, 1/19/03

Most Made, No Misses, Career

- 21 Al Del Greco, 1991-93, 99-00
- 11 Toni Fritsch, 1978-80
- 9 Tony Zendejas, 1987-89

FIELD GOALS

Most Attempted, Career

- 22 Al Del Greco, 1991-93, 99-00
- 14 Tony Zendejas, 1987-89
- 9 Toni Fritsch, 1978-80

Most Attempted, Game

- 5 Tony Zendejas, vs. Seattle, 1/3/89
- 4 Al Del Greco, @ Indianapolis, 1/16/00
- 4 Al Del Greco, vs. Baltimore, 1/7/01
- 4 Tony Zendejas, vs. Pittsburgh, 12/31/88
- 4 Jeff Reed, vs. Pittsburgh, 1/11/03

Most Attempted, Opponent, Game

- 4 Jeff Wilkins, vs. St. Louis, 1/30/00
- 4 Roy Gerela, @ Pittsburgh, 1/7/79
- 4 Gary Anderson, vs. Pittsburgh, 12/31/89

Most Made, Career

- 14 Al Del Greco, 1991-93, 99-00
- 9 Tony Zendejas, 1987-89
- 7 Toni Fritsch, 1978-80

Most Made, Game

- 4 Al Del Greco, @ Indianapolis, 1/16/00
- 3 Al Del Greco, vs. Buffalo, 1/8/00
- 3 Tony Zendejas, vs. Seattle, 1/3/88
- 3 Tony Zendejas, vs. Pittsburgh, 12/31/89

Most Made, Opponent, Game

- 4 Roy Gerela, @ Pittsburgh, 1/7/79
- 3 Mike Vanderjagt, @ Indianapolis, 1/16/00
- 3 Jeff Wilkins, vs. St. Louis, 1/30/00
- 3 Ben Agajanian, vs. LA Chargers, 1/1/61
- 3 Matt Bahr, @ Cleveland, 12/24/88
- 3 Jeff Reed, vs. Pittsburgh, 1/11/03

Most Consecutive Games Made

- 9 Al Del Greco, 1991-93, 99-00
- 6 Toni Fritsch, 1978-80
- 5 Tony Zendejas, 1987-89

Longest Field Goal

- 53 Al Del Greco, vs. NY Jets, 12/29/91
- 49 Al Del Greco, @ Indianapolis, 1/16/00
- 49 Tony Zendejas, vs. Seattle, 1/3/88
- 49 Tony Zendejas, @ Cleveland, 12/24/88
- 49 Al Del Greco, vs. Kansas City, 1/16/94

Highest Field Goal Percentage (5 attempts)

- 77.8 Toni Fritsch, 6 games (7-9)
- 64.3 Tony Zendejas, 5 games (9-14)
- 63.6 Al Del Greco, 9 games (14-22)

SAFETIES

Most, Career

- 1 Jevon Kearse, 1999
- 1 Ted Washington, 1979

Most, Game

- 1 Jevon Kearse, vs. Buffalo, 1/8/00
- 1 Ted Washington, @ Pittsburgh, 1/7/79

RUSHING

Most Attempts, Career

- 206 Eddie George, 9 games
- 135 Earl Campbell, 8 games
- 76 Lorenzo White, 7 games
- 54 Steve McNair, 9 games

Most Attempts, Game

- 29 Eddie George, vs. Buffalo, 1/8/00
- 28 Eddie George, vs. St. Louis, 1/30/00
- 27 Earl Campbell, @ New England, 12/31/78
- 27 Earl Campbell, @ Oakland, 12/23/80
- 27 Eddie George, vs. Baltimore, 1/7/01
- 25 Eddie George, @ Baltimore, 1/3/04

Most Yards Gained, Career

- 776 Eddie George, 9 games
- 420 Earl Campbell, 8 games
- 349 Steve McNair, 9 games
- 264 Lorenzo White, 7 games
- 219 Allen Pinkett, 6 games

Most Yards Gained, Game

- 162 Eddie George, @ Indianapolis, 1/16/00
- 118 Earl Campbell, @ New England, 12/31/78
- 106 Eddie George, vs. Buffalo, 1/8/00

Longest Run From Scrimmage

- 68t Eddie George, @ Indianapolis, 1/16/00
- 51 Steve McNair, @ Jacksonville, 1/23/00
- 35 Earl Campbell, @ New England, 12/31/78

Highest Average Gain, Career (40 carries)

- 6.46 Steve McNair, 9 games (54-349)
- 4.66 Allen Pinkett, 6 games (47-219)
- 3.77 Eddie George, 9 games (206-776)
- 3.47 Lorenzo White, 5 games (76-264)
- 3.11 Earl Campbell, 8 games (135-420)

Highest Average Gain, Game (10 carries)

- 6.5 Chris Johnson, vs. Baltimore, 1/10/09 (11-72)
- 6.23 Eddie George, @ Indianapolis, 1/16/00 (26-162)
- 4.37 Earl Campbell, @ New England, 12/31/78 (27-118)

Most Touchdowns, Career

- 6 Steve McNair, 9 games
- 5 Eddie George, 9 games
- 4 Earl Campbell, 8 games
- 2 Mike Rozier, 4 games

Most Touchdowns, Game

- 2 Eddie George, vs. St. Louis, 1/30/00
- 2 Steve McNair, @ Jacksonville, 1/23/00
- 2 Steve McNair, @ Oakland, 1/19/03
- 1 18 times, last by Chris Johnson vs. Bal., 1/10/09

Most Consecutive Games Rushing for TD's

- 3 Eddie George, 1999-02
- 2 Chris Brown, 2004
- 2 Steve McNair, 2002
- 2 Earl Campbell, 1978

PASSING

Passer Rating (100 attempts)

- 87.3 Warren Moon, 9 games
- 72.3 Dan Pastorini, 5 games
- 68.4 Steve McNair, 9 games

ATTEMPTS

Most Passes Attempted, Career

- 351 Warren Moon, 9 games
- 282 Steve McNair, 9 games
- 117 George Blanda, 3 games
- 116 Dan Pastorini, 5 games

Most Passes Attempted, Game

- 50 Warren Moon, @ Buffalo, 1/3/93
- 48 Warren Moon, vs. Pittsburgh, 12/31/89
- 46 George Blanda, vs. Dallas Texans, 12/23/62
- 46 Pete Beathard, @ Oakland, 12/21/69
- 46 Steve McNair, vs. Baltimore, 1/7/01

COMPLETIONS

Most Completions, Career

- 230 Warren Moon, 9 games
- 166 Steve McNair, 9 games
- 71 Dan Pastorini, 5 games
- 57 George Blanda, 3 games

Most Completions, Game

- 36 Warren Moon, @ Buffalo, 1/3/93
- 32 Warren Moon, vs. Kansas City, 1/16/94
- 29 Warren Moon, vs. Pittsburgh, 12/31/89

COMPLETION PERCENTAGE

Highest Completion Percentage, Career (100 att)

- 65.5 Warren Moon, 9 games
- 61.2 Dan Pastorini, 5 games
- 58.9 Steve McNair, 9 games

Highest Completion Percentage, Game (10 att)

- 80.0 Dan Pastorini, @ New England, 12/31/78 (12-15)
- 75.0 Warren Moon, @ Denver, 1/4/92 (27-36)
- 74.4 Warren Moon, vs. Kansas City, 1/16/94 (32-43)

YARDS GAINED

Most Yards Gained, Career

- 2,578 Warren Moon, 9 games
- 1,591 Steve McNair, 9 games
- 954 Dan Pastorini, 5 games
- 722 George Blanda, 3 games

Most Yards Gained, Game

- 371 Warren Moon, @ Buffalo, 1/3/93
- 338 Steve McNair, vs. Pittsburgh, 1/11/03
- 325 Warren Moon, @ Denver, 1/4/92
- 315 Warren Moon, vs. Pittsburgh, 12/31/89

Most Games, 300 or More Yards Passing, Career

- 4 Warren Moon, 9 games

Most Consec. Games, 300 or More Yards Passing

- 3 Warren Moon, 1991-93

Longest Pass Completion

- 88t George Blanda (to Billy Cannon), vs. LA Chargers, 1/1/61
- 71t Dan Pastorini (to Ken Burrough), @ N.E., 12/31/78
- 55 Dan Pastorini (to Mike Barber), @ Miami, 12/24/78
- 49t Steve McNair (to Justin McCareins), @ Balt., 1/3/04

Highest Average Gain, Career (100 attempts)

- 8.22 Dan Pastorini, 5 games (116-954)
- 7.31 Warren Moon, 9 games (351-2578)
- 6.17 George Blanda, 3 games (117-722)

Highest Average Gain, Game (20 attempts)

- 10.55 Dan Pastorini, @ New England, 12/31/78
- 9.03 Warren Moon, @ Denver, 1/4/92
- 8.53 Warren Moon, vs. Seattle, 1/3/88

TOUCHDOWNS

Most Touchdown Passes, Career

- 15 Warren Moon, 9 games
- 6 Steve McNair, 9 games
- 5 George Blanda, 3 games
- 4 Dan Pastorini, 5 games

Most Touchdown Passes, Game

- 4 Warren Moon, @ Buffalo, 1/3/93
- 3 George Blanda, vs. LA Chargers, 1/1/61
- 3 Dan Pastorini, @ New England, 12/31/78
- 3 Warren Moon, @ Denver, 1/4/92

Most Consecutive Games Touchdown Pass

- 4 Steve McNair, 2002-03
- 4 Warren Moon, 1991-93
- 3 George Blanda, 1960-62
- 3 Warren Moon, 1987-88

HAD INTERCEPTED

Lowest Percentage, Passes Had Intercepted, Career (100 attempts)

- 3.19 Steve McNair, 9 games (282-9)
- 3.42 Warren Moon, 9 games (351-12)
- 6.90 Dan Pastorini, 5 games (116-8)
- 8.54 George Blanda, 3 games (117-10)

Front Office

Coaching Staff

Players

Rookies

2009 Season

Records

History

PLAYOFF HISTORY

Sidelines

INDIVIDUAL PLAYOFF RECORDS

Front Office

Coaching Staff

Players

Rookies

2008 Season

Records

History

PLAYOFF HISTORY

Sidelines

Most Attempts Without Interception, Game

- 48 Warren Moon, vs. Pittsburgh, 12/31/89
- 36 Steve McNair, vs. St. Louis, 1/30/99
- 36 Steve McNair, @ Oakland, 1/19/03
- 29 Dan Pastorini, @ Miami, 12/24/78

Most Passes Had Intercepted, Career

- 12 Warren Moon, 9 games
- 10 George Blanda, 3 games
- 9 Steve McNair, 9 games
- 8 Dan Pastorini, 5 games

Most Passes Had Intercepted, Game

- 5 George Blanda, @ San Diego, 12/25/61
- 5 George Blanda, vs. Dallas Texans, 12/23/62
- 5 Dan Pastorini, @ Pittsburgh, 1/7/79

PASS RECEIVING

RECEPTIONS

Most Receptions, Career

- 60 Ernest Givins, 1987-93
- 41 Haywood Jeffries, 1988-93
- 38 Drew Hill, 1987-91
- 29 Derrick Mason, 1997-03

Most Receptions, Game

- 11 Ernest Givins, vs. Pittsburgh, 12/31/89
- 10 Frank Wycheck, vs. Pittsburgh, 1/11/03
- 10 Justin Gage, vs. Baltimore, 1/10/09
- 9 Drew Hill, vs. NY Jets, 12/29/91
- 9 Ernest Givins, @ Buffalo, 1/3/93
- 9 Haywood Jeffries, vs. Kansas City, 1/16/94

Most Consecutive Games, Pass Receptions

- 8 Haywood Jeffries, 1988-93
- 7 Frank Wycheck, 1999-2002
- 6 Ernest Givins, 1989-93
- 6 Derrick Mason, 1999-2003

YARDS GAINED

Most Yards Gained, Career

- 774 Ernest Givins, 8 games
- 513 Drew Hill, 7 games
- 513 Haywood Jeffries, 7 games
- 312 Derrick Mason, 9 games

Most Yards Gained, Game

- 136 Ernest Givins, vs. Pittsburgh, 12/31/89
- 135 Justin Gage, vs. Baltimore, 1/10/09
- 128 Billy Cannon, vs. L.A., 1/1/61
- 123 Frank Wycheck, vs. Pittsburgh, 1/11/03
- 117 Ernest Givins, @ Buffalo, 1/3/93

Most Games, 100 or More Receiving Yards, Career

- 3 Ernest Givins
- 1 Ken Burrough
- 1 Mike Barber
- 1 Frank Wycheck

Most Consecutive Games, 100 or More Receiving Yards

- 2 Ernest Givins

Longest Reception

- 88t Billy Cannon, vs. LA Chargers, 1/1/61
- 71t Ken Burrough, @ Miami, 12/24/78
- 55 Mike Barber, @ New England, 12/31/78
- 49t Justin McCareins, @ Baltimore, 1/3/04

AVERAGE GAIN

Highest Average Gain, Career (14 receptions)

- 22.1 Mike Barber, (14-309)
- 13.5 Drew Hill, (38-513)
- 12.9 Ernest Givins, (60-774)

Highest Average Gain, Game (5 receptions)

- 18.6 Drew Hill, @ Denver, 1/10/88 (5-93)
- 18.5 Ernest Givins, @ Denver, 1/4/92 (6-111)
- 17.2 Ken Burrough, @ Miami, 12/24/78 (6-103)

TOUCHDOWNS

Most Touchdowns, Career

- 8 Ernest Givins, 8 games
- 3 Haywood Jeffries, 7 games

- 2 Billy Cannon, 2 games

- 2 Mike Barber, 2 games
- 2 Curtis Duncan, 5 games

Most Touchdowns, Game

- 2 5 times, last by Haywood Jeffries @ Buff 1/3/93

Most Consecutive Games, Touchdown Receptions

- 3 Ernest Givins, 1989-91
- 2 Billy Cannon, 1960-61
- 2 Curtis Duncan, 1991-92
- 2 Haywood Jeffries, 1991-92

INTERCEPTIONS

Most Interceptions, Career

- 5 Vernon Perry, 4 games
- 4 Mike Reinfeldt, 7 games
- 3 Bubba McDowell, 6 games
- 2 Samari Rolle, 9 games

Most Interceptions, Game

- 4* Vernon Perry, @ San Diego, 12/29/79
- 2 Mike Reinfeldt, @ New England, 12/31/78
- 2 Bubba McDowell, vs. NY Jets, 12/29/91

Most Yards Gained, Career

- 90 Bubba McDowell, 6 games
- 75 Vernon Perry, 4 games
- 35 Mike Reinfeldt, 7 games

Most Yards Gained, Game

- 75t Vernon Perry, @ Pittsburgh, 1/6/80
- 58t Bubba McDowell, @ Buffalo, 1/3/93
- 32 Bubba McDowell, vs. NY Jets, 12/29/92

Longest Run

- 75t Vernon Perry, @ Pittsburgh, 1/6/80
- 58t Bubba McDowell, @ Buffalo, 1/3/93
- 31 Bubba McDowell, vs. NY Jets, 12/29/92

Most Touchdowns, Career

- 1 Vernon Perry, 1980
- 1 Bubba McDowell, 1993

Most Touchdowns, Game

- 1 Vernon Perry, @ Pittsburgh, 1/6/80
- 1 Bubba McDowell, @ Buffalo, 1/3/93

PUNTING

Most Punts, Career

- 51 Craig Henrich, 11 games
- 31 Cliff Parsley, 7 games
- 27 Greg Montgomery, 8 games

Most Punts, Game

- 11 Jim Norton, @ Oakland, 12/31/67
- 11 Ode Burrell, @ Oakland, 12/21/69
- 7 Craig Henrich, vs. Buffalo, 1/8/00
- 6 Cliff Parsley, @ New England, 12/31/78
- 6 Cliff Parsley, @ San Diego, 12/29/79
- 6 Greg Montgomery, @ Cincinnati, 1/6/91
- 6 Craig Henrich, @ Baltimore, 1/3/04

Longest Punt

- 66 Craig Henrich, vs. Baltimore, 1/10/09
- 63 Craig Henrich, @ Baltimore, 1/3/04
- 59 Greg Montgomery, vs. Kansas City, 1/6/94
- 57 Craig Henrich, @ Indianapolis, 1/16/00
- 57 Ode Burrell, @ Oakland, 12/21/69

Highest Average Yardage, Career (10 punts)

- 42.6 Greg Montgomery (27-1149)
- 42.3 Ode Burrell (11-465)

Highest Average Yardage, Game (5 punts)

- 52.0 Craig Henrich, @ Indianapolis, 1/16/00, (5-260)
- 48.6 Greg Montgomery, vs. Kansas City, 1/16/94 (5-243)
- 44.7 Craig Henrich, @ Baltimore, 1/3/04 (6-268)
- 44.6 Greg Montgomery, @ Buffalo, 1/1/89 (5-223)

PUNT RETURNS

Most Punt Returns, Career

- 21 Derrick Mason, 9 games
- 9 Richard Ellender, 3 games

INDIVIDUAL PLAYOFF RECORDS

- 5 Kenny Johnson, 2 games
- 5 Robert Woods, 2 games
- Most Punt Returns, Game**
- 6 Derrick Mason, @ Baltimore, 1/3/04
- 5 Derrick Mason, vs. Buffalo, 1/8/00
- 5 Richard Ellender, @ Denver, 12/23/79
- 4 Kenny Johnson, vs. Seattle, 1/3/88

Most Yards Gained, Career

- 173 Derrick Mason, 9 games
- 75 Richard Ellender, 3 games
- 27 Kenny Johnson, 2 games
- 27 Bobby Gordon, 1 game

Most Yards Gained, Game

- 70 Derrick Mason, @ Baltimore, 1/3/04
- 49 Derrick Mason, @ Indianapolis, 1/16/00
- 42 Richard Ellender, @ Denver, 12/23/79
- 27 Bobby Gordon, vs. LA Chargers, 1/1/61
- 27 Kenny Johnson, vs. Seattle, 1/3/88

Longest Return

- 27 Bobby Gordon, vs. LA Chargers, 1/1/61
- 25 Richard Ellender, @ San Diego, 12/29/79
- 19 Derrick Mason, @ Indianapolis, 1/16/00
- 19 Gerald McNeil, @ Cincinnati, 1/6/91

Highest Average Gain, Career (5 returns)

- 8.3 Richard Ellender (9-75)
- 8.2 Derrick Mason (21-173)
- 5.4 Kenny Johnson (5-27)

Highest Average Gain, Game (3 returns)

- 16.3 Derrick Mason, @ Indianapolis, 1/16/00 (3-49)
- 11.7 Derrick Mason, @ Baltimore, 1/3/04 (6-70)
- 8.5 Richard Ellender, @ Denver, 12/23/79 (5-42)
- 6.8 Kenny Johnson, vs. Seattle, 1/3/88 (4-27)

KICKOFF RETURNS

Most Kickoff Returns, Career

- 17 Derrick Mason, 7 games
- 13 Allen Pinkett, 8 games
- 9 Bobby Jancik, 3 games
- 9 John Simon, 2 games
- 8 Justin McCareins, 4 games
- 7 Lorenzo White, 6 games

Most Kickoff Returns, Game

- 5 Derrick Mason, vs. St. Louis, 1/30/00
- 5 Bobby Jancik, vs. Dallas Texans, 12/23/62
- 5 John Simon, @ Oakland, 1/19/03

YARDS GAINED

Most Yards Gained, Career

- 492 Derrick Mason, 7 games
- 239 Bobby Jancik, 2 games
- 221 Allen Pinkett, 6 games

Most Yards Gained, Game

- 174 Derrick Mason, @ Jacksonville, 1/23/00
- 122 Derrick Mason, vs. St. Louis, 1/30/00
- 115 John Simon, @ Oakland, 1/19/03
- 100 Bobby Jancik, @ Oakland, 12/31/67

Longest Return

- 80t Derrick Mason, @ Jacksonville, 1/23/00
- 48 Bobby Jancik, vs. Dallas Texans, 12/23/62
- 47 Derrick Mason, @ Indianapolis, 1/16/00

Highest Average Gain, Career (5 returns)

- 28.9 Derrick Mason, 7 games
- 26.6 Bobby Jancik, 2 games
- 22.3 John Simon, 2 games
- 20.8 Robert Woods, 3 games

Highest Average Gain, Game (3 returns)

- 43.5 Derrick Mason, @ Jacksonville, 1/23/00 (4-174)
- 31.3 Derrick Mason, vs. Buffalo, 1/8/2000 (3-94)
- 29.0 Zeke Moore @ Oakland 12/31/67 (3-87)

* denotes NFL record

TEAM PLAYOFF RECORDS

SCORING

Most Points

- 38 @ Buffalo, 1/3/93 (Buffalo 41, Oilers 38)
- 34 vs. Pittsburgh, 1/11/03 (Titans 34, Steelers 31, OT)
- 33 @ Jacksonville, 1/23/00 (Titans 33, Jac 14)
- 31 @ N.E., 12/31/78 (Oilers 31, New England 14)

Most Points, Opponent

- 56 @ Oakland, 12/21/69 (Oakland 56, Oilers 7)
- 41 @ Buffalo, 1/3/93 (Buffalo 41, Oilers 38 OT)
- 41 @ Cincinnati, 1/6/91 (Cincinnati 41, Oilers 14)
- 41 @ Oakland, 1/19/03 (Raiders 41, Titans 24)

Fewest Points

- 5 @ Pittsburgh, 1/7/79 (Pittsburgh 34, Oilers 5)
- 6 @ San Diego, 1/6/08 (SD 17, Titans 6)
- 7 3 times, last @ Oakland, 12/28/80 (Oakland 27, Oilers 7)

Fewest Points, Opponent

- 3 @ San Diego, 12/24/61 (Oilers 10, San Diego 3)
- 7 vs. Denver, 12/23/79 (Oilers 13, Denver 7)
- 9 @ Miami, 12/24/78 (Oilers 17, Miami 9)

Most Decisive Win

- 19 @ Jacksonville, 1/23/00 (Titans 33, Jacksonville 14)
- 17 @ New England, 12/31/78 (Oilers 31, N.E. 14)
- 8 @ Miami, 12/24/78 (Oilers 17, Miami 9)
- 8 vs. LA Chargers, 1/1/61 (Oilers 24, LA Chargers 16)

Most Decisive Loss

- 49 @ Oakland, 12/21/69 (Oakland 56, Oilers 7)
- 33 @ Oakland, 12/31/67 (Oakland 40, Oilers 7)
- 29 @ Pittsburgh, 1/7/79 (Pittsburgh 34, Oilers 5)

Most Points, Both Teams

- 79 @ Buffalo, 1/3/93 (Buffalo 41, Oilers 38 OT)

- 65 @ Oakland, 1/19/03 (Raiders 41, Titans 24)
- 65 vs. Pittsburgh, 1/11/03 (Titans 34, Steelers 31)
- 63 @ Oakland, 12/21/69 (Oakland 56, Oilers 7)
- 55 @ Cincinnati, 1/6/91 (Cincinnati 41, Oilers 14)

Most Points Each Half

- 1st 28, @ Buffalo, 1/3/93
- 2nd 23, @ Jacksonville, 1/23/00

Most Points Each Half, Opponent

- 1st 35, @ Oakland, 12/21/69
- 2nd 35, @ Buffalo, 1/3/93

Most Points Each Quarter

- 1st 14, @ Denver, 1/4/92, vs. Pittsburgh, 1/11/03
- 2nd 21, @ Buffalo, 1/3/93
- 21, @ New England, 12/31/78
- 3rd 16, @ Jacksonville, 1/23/00
- 4th 14, vs Pittsburgh, 12/31/89
- OT 3, vs. Pittsburgh, 1/11/03

Most Points Each Quarter, Opponent

- 1st 28 @ Oakland, 12/21/69
- 2nd 17, @ Pittsburgh, 1/7/79
- 3rd 28, @ Buffalo, 1/3/93
- 4th 21, vs Kansas City, 1/16/94

TOUCHDOWNS

Most Touchdowns

- 5 @ Buffalo, 1/3/93

Most Touchdowns, Opponent

- 8 @ Oakland, 12/21/69

Most Touchdowns, Both Teams

- 10 @ Buffalo, 1/3/93 (Buffalo 5, Oilers 5)

Fewest Touchdowns, Both Teams

- 1 @ San Diego, 12/21/61 (Oilers 1, San Diego 0)

Front Office

Coaching Staff

Players

Rookies

2008 Season

Records

History

FLAYOFF HISTORY

Sidelines

TEAM PLAYOFF RECORDS

FIRST DOWNS

Most First Downs

- 29 vs. Pittsburgh, 1/11/03
- 28 @ Oakland, 1/19/03
- 27 vs. St. Louis, 1/30/00
- 27 @ Buffalo, 1/3/93
- 27 vs. Seattle, 1/3/88

Most First Downs, Opponent

- 26 @ Denver, 1/4/92
- 25 @ San Diego, 12/29/79
- 25 @ Oakland, 1/19/03
- 24 @ Cincinnati, 1/6/91

Most First Downs, Both Teams

- 53 @ Oakland, 1/19/03 (Titans 28, Raiders 25)
- 50 vs. St. Louis, 1/30/00 (Titans 27, St. Louis 23)
- 50 vs. Pittsburgh, 1/11/03 (Titans 29, Steelers 21)
- 49 @ Denver, 1/4/92 (Denver 26, Oilers 23)
- 46 @ Buffalo, 1/3/93 (Oilers 27, Buffalo 19)

Fewest First Downs

- 10 @ Pittsburgh, 1/7/79
- 11 @ Pittsburgh, 1/6/80
- 11 @ Oakland, 12/31/67

Fewest First Downs, Opponent

- 6 vs. Baltimore, 1/7/01
- 9 vs. Baltimore, 1/10/09
- 11 vs. Seattle, 1/3/88
- 12 @ Oakland, 12/28/80

Fewest First Downs, Both Teams

- 28 @ Oakland, 12/31/67 (Oakland 18, Oilers 10)
- 28 @ Baltimore, 1/3/04 (Titans 16, Ravens 12)
- 29 vs. Baltimore, 1/7/01 (Titans 23, Ravens 6)
- 29 vs. Buffalo, 1/8/00 (Titans 16, Bills 13)
- 30 vs. Baltimore, 1/10/09 (Titans 21, Ravens 9)

Most First Downs, Rushing

- 12 vs. St. Louis, 1/30/00

Most First Downs, Rushing, Opponent

- 15 @ Cincinnati, 1/6/91

Most First Downs, Rushing, Both Teams

- 19 @ Cincinnati, 1/6/91 (Cincinnati 15, Oilers 4)

Fewest First Downs, Rushing

- 1 @ Oakland, 12/21/69

Fewest First Downs, Rushing, Opponent

- 1 @ Baltimore, 1/3/04
- 1 vs. St. Louis, 1/30/00
- 1 vs. Seattle, 1/3/88

Fewest First Downs, Rushing, Both Teams

- 6 @ Oakland, 12/21/69 (Oakland 5, Oilers 1)

Most First Downs, Passing

- 18 @ Buffalo, 1/3/93
- 18 vs. Pittsburgh, 12/31/89
- 18 vs. Seattle, 1/3/88
- 18 vs. Pittsburgh, 1/11/03

Most First Downs, Passing, Opponent

- 18 vs. St. Louis, 1/30/00
- 17 @ San Diego, 12/29/79

Most First Downs, Passing, Both Teams

- 31 vs. St. Louis, 1/30/00 (St. Louis 18, Titans 13)
- 31 @ Buffalo, 1/3/93 (Oilers 18, Buffalo 13)

Fewest First Downs, Passing

- 3 @ Pittsburgh, 1/7/79

Fewest First Downs, Passing, Opponent

- 4 vs. Baltimore, 1/7/01
- 5 vs. Dallas Texans, 12/23/62
- 5 vs. Baltimore, 1/10/09

Fewest First Downs, Passing, Both Teams

- 11 vs. Buffalo, 1/8/00 (Buffalo 6, Titans 5)
- 11 @ Oakland, 12/31/67 (Oakland 6, Oilers 5)

Most First Downs, Penalty

- 7 @ Oakland, 1/19/03
- 4 @ San Diego, 12/24/61

Most First Downs, Penalty, Opponent

- 5 vs. Pittsburgh, 1/11/03
- 4 vs. St. Louis, 1/30/00
- 4 @ Cleveland, 12/24/88
- 4 vs. Dallas Texans, 12/23/62

Most First Downs, Penalty, Both Teams

- 10 @ Oakland, 1/19/03 (Titans 7, Raiders 3)
- 6 vs. St. Louis, 1/30/00 (St. Louis 4, Titans 2)
- 6 vs. Pittsburgh, 1/11/03 (Steelers 5, Titans 1)
- 5 @ Buffalo, 1/1/89 (Buffalo 3, Oilers 2)
- 5 @ San Diego, 12/23/61 (Oilers 4, San Diego 1)

Fewest First Downs, Penalty, Both Teams

- 0 vs. Seattle, 1/3/88
- 0 @ Baltimore, 1/3/04

NET YARDS GAINED RUSHING AND PASSING

Most Yards Gained

- 437 vs. Seattle, 1/3/88
- 430 vs. Pittsburgh, 1/11/03
- 429 @ Buffalo, 1/3/93
- 422 @ Denver, 1/4/92

Most Yards Gained, Opponent

- 436 vs. St. Louis, 1/30/00
- 418 @ Denver, 1/4/92
- 412 @ Oakland, 12/21/69

Most Yards Gained, Both Teams

- 840 @ Denver, 1/4/92
- 803 vs. St. Louis, 1/30/00
- 795 @ Buffalo, 1/3/93

Fewest Yards Gained

- 142 @ Pittsburgh, 1/7/79
- 146 @ Oakland, 12/31/67
- 197 @ Oakland, 12/21/69

Fewest Yards Gained, Opponent

- 134 vs. Baltimore, 1/7/01
- 209 @ Miami, 12/24/78
- 211 vs. Baltimore, 1/10/09
- 216 vs. Denver, 12/23/79

Fewest Yards Gained, Both Teams

- 413 vs. Buffalo, 1/8/00
- 451 vs. Baltimore, 1/7/01
- 498 vs. Denver, 12/23/79
- 510 @ Oakland, 12/31/67

RUSHING

Most Rushing Attempts

- 54 @ New England, 12/31/78
- 50 vs. Seattle, 1/3/88
- 45 @ Miami, 12/24/78

Most Rushing Attempts, Opponent

- 54 vs. Dallas Texans, 12/23/62
- 48 @ Oakland, 12/31/67
- 47 @ Pittsburgh, 1/7/79

Fewest Rushing Attempts

- 13 @ Cincinnati, 1/6/91
- 19 @ Denver, 1/4/92
- 19 @ Oakland, 12/21/69

Fewest Rushing Attempts, Opponent

- 11 vs. Seattle, 1/3/88
- 13 vs. St. Louis, 1/30/00
- 16 @ Baltimore, 1/3/04
- 17 @ Oakland, 1/19/03
- 19 @ San Diego, 12/29/79
- 19 @ San Diego, 12/24/61

YARDS

Most Yards Gained Rushing

- 197 @ Indianapolis, 1/16/00
- 178 vs. Seattle, 1/3/88
- 177 @ Jacksonville, 1/23/00
- 165 @ Baltimore, 1/3/04

Most Yards Gained Rushing, Opponent

- 263 @ Oakland, 12/31/67
- 199 vs. Dallas Texans, 12/23/62
- 187 @ Cincinnati, 1/6/91

Most Yards Gained Rushing, Both Teams

- 321 @ Jacksonville, 1/23/00 (Titans 177, Jaguars 144)

301 @ Oakland, 12/31/67 (Oakland 263, Oilers 38)
 297 vs. Dallas Texans, 12/23/62 (Dallas 199, Oilers 98)

Fewest Yards Gained Rushing

24 @ Pittsburgh, 1/6/80
 28 @ Oakland, 12/21/69
 38 @ Oakland, 12/31/67

Fewest Yards Gained Rushing, Opponent

29 vs. St. Louis, 1/30/00
 29 vs. Seattle, 1/3/88
 49 vs. Baltimore, 1/7/01
 50 vs. Baltimore, 1/10/09
 54 @ Baltimore, 1/3/04
 61 @ Denver, 1/10/88

Fewest Yards Gained Rushing, Both Teams

110 vs. Kansas City, 1/16/94 (K.C. 71, Oilers 39)
 134 @ Denver, 1/10/88 (Oilers 73, Denver 61)
 138 @ Oakland, 12/21/69 (Oakland 37, Oilers 19)

Highest Average Gain

6.0 @ Indianapolis, 1/16/00
 5.2 @ Cincinnati, 1/6/91

Highest Average Gain, Opponent

6.3 vs. Jacksonville, 1/23/00
 5.9 vs. Pittsburgh, 12/31/89

Lowest Average Gain

1.1 @ Pittsburgh, 1/6/80

Lowest Average Gain, Opponent

1.7 vs. Baltimore, 1/10/09
 2.1 vs. Baltimore, 1/7/01
 2.1 @ Denver, 1/10/88
 2.1 @ San Diego, 1/6/08

PASSING

ATTEMPTS

Most Passes Attempted

50 @ Buffalo, 1/3/93
 47 vs. Baltimore, 1/7/01
 46 @ Oakland, 12/21/69
 46 vs. Dallas Texans, 12/23/62

Most Passes Attempted, Opponent

47 @ San Diego, 12/29/79
 45 vs. St. Louis, 1/30/00
 43 @ Indianapolis, 1/16/00

Most Passes Attempted, Both Teams

87 vs. Pittsburgh, 1/11/03 (Titans 45, Steelers 42)
 84 @ Buffalo, 1/3/93 (Oilers 50, Buffalo 34)
 81 vs. St. Louis, 1/30/00 (St. Louis 45, Titans 36)
 81 vs. Kansas City, 1/16/94 (Oilers 43, K.C. 38)
 81 vs. Pittsburgh, 12/31/89 (Oilers 48, Pitt 33)

Fewest Passes Attempted

15 @ New England, 12/31/78
 19 @ San Diego, 12/29/79
 22 vs. Denver, 12/23/79
 23 @ Baltimore, 1/3/04

Fewest Passes Attempted, Opponent

14 vs. Dallas Texans, 12/23/62
 17 vs. Baltimore, 1/7/01
 19 @ Pittsburgh, 1/7/79
 22 @ Oakland, 12/21/69
 22 vs. Baltimore, 1/10/09

Fewest Passes Attempted, Both Teams

45 @ Pittsburgh, 1/7/79 (Oilers 26, Pittsburgh 19)
 46 vs. Buffalo, 1/8/00 (Titans 24, Buffalo 22)
 49 vs. Denver, 12/23/79 (Denver 27, Oilers 22)

COMPLETIONS

Most Passes Completed

36 @ Buffalo, 1/3/93
 32 vs. Kansas City, 1/16/94
 29 vs. Pittsburgh, 12/31/89

Most Passes Completed, Opponent

29 @ Oakland, 1/19/03
 25 @ San Diego, 12/29/79
 24 vs. St. Louis, 1/30/00
 22 vs. Kansas City, 1/16/94

Most Passes Completed, Both Teams

57 @ Buffalo, 1/3/93 (Oilers 36, Buffalo 21)
 54 vs. Kansas City, 1/16/94 (Oilers 32, K.C. 22)
 50 @ Oakland, 1/19/03 (Raiders 29, Titans 21)
 49 vs. NY Jets, 12/29/91 (Oilers 28, NY Jets 21)

Fewest Passes Completed

10 @ San Diego, 12/29/79
 10 vs. Denver, 12/23/79
 12 2 times, last @ Pittsburgh, 1/7/79

Fewest Passes Completed, Opponent

5 vs. Baltimore, 1/7/01
 8 @ Oakland, 12/28/80
 9 vs. Dallas Texans, 12/23/62
 10 vs. Buffalo, 1/8/00
 10 @ Oakland, 12/31/67

Fewest Passes Completed, Both Teams

23 vs. Buffalo, 1/8/00 (Titans 13, Buffalo 10)
 23 @ Oakland, 12/28/80 (Oilers 15, Oakland 8)
 23 @ Pittsburgh, 1/7/79 (Oilers 12, Pittsburgh 11)
 24 vs. Denver, 12/23/79 (Denver 14, Oilers 10)

Highest Completion Percentage (20 attempts)

75.0 @ Denver, 1/4/92

Highest Completion Percentage, Opponent (20 att.)

70.7 @ Oakland, 1/19/03
 67.9 @ Cleveland, 12/24/88

Lowest Completion Percentage (20 attempts)

39.1 @ Oakland, 12/21/69

Lowest Completion Percentage, Opponent (20 att.)

34.5 @ Oakland, 12/28/80

YARDS

Most Yards Gained, Passing

347 @ Buffalo, 1/3/93
 338 @ Pittsburgh, 1/11/03
 325 vs. Denver, 1/4/92
 315 vs. Pittsburgh, 12/31/89

Most Yards Gained, Passing, Opponent

407 vs. St. Louis, 1/30/00
 349 @ San Diego, 12/29/79
 317 vs. Denver, 12/23/79

Fewest Yards Gained, Passing

55 vs. Buffalo, 1/8/00
 70 @ Pittsburgh, 1/7/79
 108 @ Oakland, 12/31/67

Fewest Yards Gained, Passing, Opponent

38 vs. Dallas Texans, 12/23/62
 96 vs. Buffalo, 1/8/00
 101 @ Oakland, 12/31/67
Fewest Yards Gained, Passing, Both Teams
 151 vs. Buffalo, 1/8/00 (Buffalo 96, Titans 55)
 209 @ Oakland, 12/31/67 (Oilers 108, Oakland 101)
 251 vs. Denver, 12/23/79 (Oilers 147, Denver 104)

SACKS

Most Sacks

9 vs. Kansas City, 1/16/94

Most Sacks, Opponent

6 vs. Denver, 12/23/79
 6 vs. Dallas Texans, 12/23/62
 6 @ San Diego, 12/24/61

Most Sacks, Both Team

11 vs. Kansas City, 1/16/94 (Oilers 9, Kansas City 2)
 10 @ San Diego, 12/24/61 (Oilers 6, San Diego 4)
 7 @ Pittsburgh, 1/7/79 (Oilers 5, Pittsburgh 2)

Fewest Sacks, Both Teams

0 @ Denver, 1/4/92

PUNTING

Most Punts

11 @ Oakland, 12/21/69
 11 @ Oakland, 12/31/67
 9 @ Oakland, 12/28/80

TEAM PLAYOFF RECORDS

Front Office

Coaching Staff

Players

Rookies

2008 Season

Records

History

PLAYOFF HISTORY

Sidelines

Most Punts, Opponent

- 9 @ Oakland, 12/28/80
- 8 vs. Baltimore, 1/10/09
- 8 @ Baltimore, 1/3/04
- 8 vs. Baltimore, 1/7/01
- 8 vs. Buffalo, 1/8/00
- 8 vs. Dallas Texans, 12/23/62
- 7 @ Indianapolis, 1/16/00
- 7 vs. Seattle, 1/3/88

Most Punts, Both Teams

- 18 @ Oakland, 12/28/80 (Oilers 9, Oakland 9)
- 16 @ Oakland, 12/21/69 (Oilers 11, Oakland 5)
- 15 vs. Buffalo, 1/8/00 (Buffalo 8, Titans 7)
- 15 @ Oakland, 12/31/67 (Oilers 11, Oakland 4)
- 14 @ Baltimore, 1/3/04 (Titans 6, Ravens 8)

AVERAGE YARDAGE

Highest Average Distance (4 Punts)

- 53.3 vs. Baltimore, 1/10/09
- 52.0 @ Indianapolis, 1/16/00
- 44.3 @ Baltimore, 1/3/04
- 44.0 @ Oakland, 12/28/80

Highest Average Distance, Opponent

- 48.8 @ Baltimore, 1/3/04
- 48.6 @ Indianapolis, 1/16/00
- 45.3 @ Jacksonville, 1/23/00
- 45.2 vs. Denver, 12/23/79

INTERCEPTIONS

Most Interceptions

- 6 @ San Diego, 12/24/61
- 5 @ Pittsburgh, 1/7/79
- 5 vs. Dallas Texans, 12/23/62

Most Interceptions, Opponent

- 5 @ San Diego, 12/29/79
- 4 @ San Diego, 12/24/61
- 3 5 times, last @ Baltimore, 1/3/04

Most Interceptions, Both Teams

- 10 @ San Diego, 12/24/61 (Oilers 6, San Diego 4)
- 7 @ Pittsburgh, 1/7/79 (Oilers 5, Pittsburgh 2)
- 6 2 times, last @ San Diego, 12/29/79 (San Diego 5, Oilers 1)
- 5 @ Baltimore, 1/3/04 (Titans 3, Ravens 2)

Fewest Interceptions

- 0 Nine times, last vs. Baltimore, 1/10/09

Fewest Interceptions, Opponents

- 0 Nine times, last @ New England, 1/10/04

Fewest Interceptions, Both Teams

- 0 Four times, last @ Oakland, 1/19/03
- 1 6 times, last vs. Baltimore (Titans 0, Ravens 1)

FUMBLES

Most Fumbles

- 7 vs. Kansas City, 1/16/94
- 6 @ Pittsburgh, 1/7/79
- 5 Four times, last vs. Baltimore, 1/10/09

Most Fumbles, Opponent

- 6 @ Pittsburgh, 1/7/79
- 5 @ Jacksonville, 1/23/00
- 3 @ Denver, 1/4/92
- 3 @ Oakland, 12/21/69
- 3 @ Oakland, 1/19/03

Most Fumbles, Both Teams

- 12 @ Pittsburgh, 1/7/79 (Oilers 6, Pittsburgh 6)
- 10 @ Jacksonville, 1/23/00 (Titans 5, Jacksonville 5)
- 7 vs. Baltimore, 1/10/09 (Titans 5, Baltimore 2)
- 7 vs. Kansas City, 1/16/94 (Oilers 7, Kansas City 0)
- 7 vs. San Diego, 12/24/61 (Oilers 5, San Diego 2)

FUMBLES LOST

Most Fumbles Lost

- 4 @ Pittsburgh, 1/7/79
- 3 @ Jacksonville, 1/23/00
- 2 9 times, last vs. Baltimore, 1/10/09

Most Fumbles Lost, Opponent

- 4 @ Jacksonville, 1/23/00
- 3 @ Pittsburgh, 1/7/79
- 2 @ Miami, 12/24/78
- 2 vs. San Diego, 12/24/61

Most Fumbles Lost, Both Teams

- 7 @ Pittsburgh, 1/7/79 (Oilers 4, Pittsburgh 3)
- 7 @ Jacksonville, 1/23/00 (Jacksonville 4, Titans 3)
- 3 6 times, last @ Oakland, 1/19/03

PENALTIES

Most Penalties

- 13 @ Denver, 1/4/92
- 12 vs. Baltimore, 1/10/09
- 11 @ Cleveland, 12/24/88

Most Penalties, Opponent

- 14 @ Oakland, 12/28/80
- 14 @ Oakland, 1/19/03
- 10 vs. Buffalo, 1/8/00
- 10 @ San Diego, 12/24/61

Most Penalties, Both Teams

- 22 @ Oakland, 12/28/80 (Oakland 14, Oilers 8)
- 21 @ Oakland, 1/19/03 (Oakland 14, Titans 7)
- 20 @ Cleveland, 12/24/88 (Oilers 11, Cleveland 9)
- 20 vs. Baltimore, 1/10/09 (Titans 12, Baltimore 8)

Fewest Penalties

- 2 vs. Buffalo, 1/8/00
- 2 @ Pittsburgh, 1/6/80
- 2 vs. Denver, 12/23/79
- 2 @ New England, 12/31/78

Fewest Penalties, Opponent

- 1 @ Miami, 12/24/78
- 2 @ New England, 1/10/04
- 3 vs. Seattle, 1/3/88
- 3 vs. LA Chargers, 1/1/61

Fewest Penalties, Both Teams

- 6 @ Miami, 12/24/78 (Oilers 5, Miami 1)
- 7 3 times, last vs. Seattle, 1/3/88 (Oilers 4, Seattle 3)

YARDS PENALIZED

Most Yards Penalized

- 118 @ Cleveland, 12/24/88
- 92 vs. Pittsburgh, 1/11/03
- 89 vs. Baltimore, 1/10/09
- 85 @ Denver, 1/4/92

Most Yards Penalized, Opponent

- 127 @ Oakland, 1/19/03
- 106 @ San Diego, 12/24/61
- 100 @ Jacksonville, 1/23/00
- 92 @ New England, 12/24/78

Most Yards Penalized, Both Teams

- 193 @ Cleveland, 12/24/88 (Oilers 118, Cleveland 75)
- 187 @ Oakland, 1/19/03 (Raiders 127, Titans 60)
- 174 @ San Diego, 12/24/61 (San Diego 106, Oilers 68)
- 155 2 times, last @ Denver, 1/4/92 (Oilers 85, Den. 70)

Fewest Yards Penalized

- 10 @ Pittsburgh, 1/6/80
- 12 vs. Buffalo, 1/8/00
- 19 vs. Denver, 12/23/79

Fewest Yards Penalized, Opp.

- 5 @ Miami, 12/24/78
- 14 @ New England, 1/10/04
- 15 vs. LA Chargers, 1/1/61
- 20 vs. Seattle, 1/3/88

Fewest Yards Penalized, Both Teams

- 42 @ Miami, 12/24/78 (Oilers 37, Miami 5)
- 44 @ Pittsburgh, 1/6/80 (Pittsburgh 34, Oilers 10)
- 45 vs. Seattle, 1/3/88 (Oilers 25, Seattle 20)

RUSHING

162	Eddie George @ Indianapolis	Jan. 16, 2000	(26 carries)
118	Earl Campbell @ New England	Dec. 31, 1978	(27 carries)
106	Eddie George vs. Buffalo	Jan. 8, 2000	(29 carries)

PASSING

371	Warren Moon @ Buffalo	Jan. 3, 1993	(36 of 50)
338	Steve McNair vs. Pittsburgh	Jan. 11, 2003	(27 of 44)
325	Warren Moon @ Denver	Jan. 4, 1992	(27 of 36)
315	Warren Moon vs. Pittsburgh	Dec. 31, 1989	(29 of 48)
306	Dan Pastorini @ Miami	Dec. 24, 1978	(20 of 29)
306	Warren Moon vs. Kansas City	Jan. 16, 1994	(32 of 43)
301	George Blanda vs. Los Angeles	Jan. 1, 1961	(16 of 32)

RECEIVING

136	Ernest Givins vs. Pittsburgh	Dec. 31, 1989	(11 receptions)
135	Justin Gage vs. Baltimore	Jan. 10, 2009	(10 receptions)
128	Billy Cannon vs. Los Angeles	Jan. 1, 1961	(3 receptions)
123	Frank Wycheck vs. Pittsburgh	Jan. 11, 2003	(10 receptions)
117	Ernest Givins @ Buffalo	Jan. 3, 1993	(9 receptions)
111	Ernest Givins @ Denver	Jan. 4, 1992	(6 receptions)

**CAREER 100-YARD
RUSHING PLAYOFF GAMES**

NO.	Player	W-L
2	Eddie George	2-0
1	Earl Campbell	1-0

**CAREER 300-YARD
PASSING PLAYOFF GAMES**

NO.	Player	W-L
4	Warren Moon	0-4
1	George Blanda	1-0
1	Dan Pastorini	1-0
1	Steve McNair	1-0

**CAREER 100-YARD
RECEIVING PLAYOFF GAMES**

NO.	Player	W-L
3	Ernest Givins	0-3
1	Billy Cannon	1-0
1	Justin Gage	0-1
1	Frank Wycheck	1-0



Front Office

Coaching Staff

Players

Rookies

2008 Season

Records

History

PLAYOFF HISTORY

Stidlines

PLAYOFF SUMMARIES

Front Office

Coaching Staff

Players

Rookies

2008 Season

Records

History

PLAYOFF HISTORY

Sidelines

AFL CHAMPIONSHIP GAME – 1960 Houston 24, Los Angeles Chargers 16 January 1, 1961 • Jeppesen Stadium

One sensational play by rookie halfback Billy Cannon, the previous season's Heisman Trophy winner, was the difference, as the Houston Oilers defeated the Los Angeles Chargers 24-16 in the first AFL Championship game. The Chargers took the early lead on two field goals by Ben Agajanian, but QB George Blanda brought the Oilers back, throwing a 17-yard touchdown pass to Dave Smith and kicking an 18-yard field goal, which put Houston ahead 10-9 at halftime. The teams exchanged touchdowns in the third quarter, with Blanda throwing a seven-yard scoring pass to Bill Groman and Chargers halfback Paul Lowe pounding over from the 2.

Protecting a one-point lead in the fourth quarter and facing a third-and-nine at the Houston 12, Blanda threw a short pass to Cannon, who broke a tackle and outran the Chargers' secondary to complete an 88-yard scoring play. In the final minute of the game, the Chargers drove down the field, reaching the Houston 22.

However, the Oilers held on fourth down for the title.

Los Angeles	... 6	3	7	0	16
Houston 0	10	7	7	24

TEAM SCORING PLAY QTR-INTO

Chargers Agajanian 38 yd. field goal	1-10:58
Chargers Agajanian 22 yd. field goal	1-6:44
Oilers Smith 17 yd. pass from Blanda (Blanda, kick)	2-11:09
Oilers Blanda 18 yd. field goal	2-5:15
Chargers Agajanian 27 yd. field goal	2-0:09
Oilers Groman 7 yd. pass from Blanda (Blanda, kick)	3-N/A
Chargers Lowe 2 yd. run (Agajanian, kick)	3-N/A
Oilers Cannon 88 yd. pass from Blanda (Blanda, kick)	4-N/A

Missed FG: N/A
Attendance: 32,183

	Chargers	Oilers
First downs	21	17
Total yards	333	401
Rushing yards	162	100
Passing yards	171	301
Passes-comp.-Int.	41-21-2	32-16-0
Punts-avg.	4-41.0	5-34.0
Punt return yards	2-42	0-0
Kickoff return yards	5-123	5-128
Fumbles-lost	2-0	0-0
Penalties-yards	3-15	4-54

OILERS		Att	Yds	Lg	TD	CHARGERS		Att	Yds	Lg	TD
Cannon	18	50	N/A	0	Lowe	21	165	N/A	1		
Smith	19	45	N/A	0	Kemp	6	19	N/A	0		
Hall	3	5	N/A	0	Ferguson	4	14	N/A	0		
					Ford	2	5	N/A	0		
TOTALS	40	100	N/A	0	TOTALS	35	162	N/A	1		

OILERS		Att	Comp	Yds	TD	CHARGERS		Att	Comp	Yds	TD
Blanda	31	16	301	3-0	Kemp	41	21	171	0-2		
Cannon	1	0	0	0-0							
TOTALS	32	16	301	3-0	TOTALS	41	21	171	0-2		

OILERS		Rec	Yds	Lg	TD	CHARGERS		Rec	Yds	Lg	TD
Smith	5	52	N/A	1	Norton	6	55	N/A	0		
Cannon	3	128	N/A	1	Lowe	3	35	N/A	0		
Carson	1	13	N/A	0	Womble	6	23	N/A	0		
Hennigan	4	71	N/A	0	Kocourek	3	57	N/A	0		
Groman	3	37	N/A	1	Ferguson	2	29	N/A	0		
					Flowers	1	6	N/A	0		
TOTALS	16	301	N/A	3	TOTALS	21	171	N/A	0		

* Some game summaries in this section from Total Football and NFL Record & Fact Book.

AFL CHAMPIONSHIP GAME – 1961 Houston 10, San Diego Chargers 3 Dec. 24, 1961 • Balboa Stadium

The Houston Oilers defeated the San Diego Chargers 10-3 to win their second consecutive AFL title. In a game marked by turnovers, Houston had seven and San Diego six. The only score of the first half came on a 46-yard field goal by George Blanda, which followed a nine-yard San Diego punt. In the third quarter, the Oilers put together the only sustained drive of the game, moving 80 yards. With a third-and-five at the San Diego 35, Blanda rolled to his right and found Billy Cannon open at the 17. Cannon jumped to make the catch, shrugged off a would-be tackler, and motored into the end zone for a touchdown that put Houston up 10-0. The Chargers scored early in the fourth quarter on a 12-yard field goal by George Blair, but they could not get on the scoreboard again.

San Diego	... 0	0	0	3	3
Houston 0	3	7	0	10

TEAM SCORING PLAY QTR

Oilers Blanda 46 yd. field goal	2
Oilers Cannon 35 yd. pass from Blanda (Blanda, kick)	3
Chargers Blair 12 yd. field goal	4

Missed FG: N/A
Attendance: 29,556

	Chargers	Oilers
First downs	15	18
Total yards	482	416
Rushing yards	79	96
Passing yards	177	160
Passes-comp.-Int.	31-17-4	41-18-6
Punts-avg.	6-33.3	4-41.5
Punt return yards	1-16	0-0
Kickoff return yards	2-50	0-0
Fumbles-lost	2-2	5-1
Penalties-yards	10-106	5-68
Field goals made-att	1-1	1-1

OILERS		Att	Yds	Lg	TD	CHARGERS		Att	Yds	Lg	TD
Cannon	15	48	22	0	Lincoln	3	7	4	0		
Tolar	16	52	20	0	Lowe	5	30	12	0		
Blanda	2	4	1	0	Roberson	8	37	23	0		
					Kemp	4	5	17	0		
TOTALS	33	96	22	0	TOTALS	20	79	23	0		

OILERS		Att	Comp	Yds	TD	CHARGERS		Att	Comp	Yds	TD
Blanda	40	18	160	1-5	Kemp	32	17	226	0-4		
Groman	1	0	0	0-1							
TOTALS	41	18	160	1-6	TOTALS	32	17	226	0-4		

OILERS		Rec	Yds	Lg	TD	CHARGERS		Rec	Yds	Lg	TD
Cannon	5	53	35	1	Lincoln	1	3	3	0		
Tolar	2	2	8	0	Roberson	1	11	11	0		
Groman	3	32	19	0	Kocourek	7	123	40	0		
Hennigan	5	43	14	0	Norton	3	48	28	0		
Dewveall	2	10	11	0	Flowers	2	17	9	0		
McLeod	1	20	20	0	Scarpitto	1	9	9	0		
					Hayes	1	5	5	0		
TOTALS	18	160	35	1	TOTALS	17	226	40	0		

AFL CHAMPIONSHIP GAME – 1962
Dallas 20, Houston 17 (2 OT)
Dec. 23, 1962 • Jeppesen Stadium

In what was at the time the longest game in the history of professional football, the Dallas Texans dethroned the two-time defending AFL champion Houston Oilers when Tommy Brooker kicked a 25-yard field goal after 2:54 of the sixth quarter, or 17:54 of sudden-death overtime. The Texans led 17-0 after two quarters, but the Oilers, tied it up with 17 second-half points. The overtime started with a potentially damaging gaffe by Dallas captain Abner Haynes, who had already scored twice, but who won the toss and then elected to 'kick to the clock'. What Haynes wanted was the strong wind behind his team, but, by saying kick first, it gave the Oilers the chance to decide which end to take, and, needless to say, chose to have the wind behind them. As it turned out, it didn't matter. After an interception near the end of the first overtime period, the Texans took over. Two big plays by fullback Jack Spikes put the ball at the Houston 19, and, on fourth-and-nine, Brooker ended the contest.

Dallas 3 14 0 0 0 3 20
 Houston 0 0 7 10 0 0 17

TEAM	SCORING PLAY	QTR-INTO
Dallas	Brooker 16 yd. field goal	1-4:21
Dallas	Haynes 28 yd. pass from Dawson (Brooker, kick)	2-14:31
Dallas	Haynes 2 yd. run (Brooker, kick)	2-3:31
Houston	Dewveall 15 yd. pass from Blanda (Blanda, kick)	3-11:51
Houston	Blanda 31 yd. field goal	4-11:09
Houston	Tolar 1 yd. run (Blanda, kick)	4-5:51
Dallas	Brooker 25 yd. field goal	6-12:05

Attendance: 37,081

	Texans	Oilers
First downs	19	21
Total yards	287	359
Rushing yards	199	98
Passing yards	88	261
Passes-comp.-Int.	14-9-0	46-23-5
Punts-avg.	8-31.2	3-39.3
Punt return yards	1-0	1-0
Kickoff return yards	4-86	5-139
Fumbles-lost	1-1	1-1
Penalties-yards	10-73	5-47
Field goals made-at	2-1	0-0

RUSHING												
OILERS	Att	Yds	Lg	TD	TEXANS	Att	Yds	Lg	TD			
Tolar	17	58	12	1	Spikes	17	77	33	0			
Cannon	11	37	7	0	McClinton	24	70	8	0			
Smith	2	3	4	0	Dawson	5	26	11	0			
					Haynes	14	26	14	0			
TOTALS	30	98	23	1	TOTALS	54	199	66	0			

PASSING												
OILERS	Att	Comp	Yds	TD-1	TEXANS	Att	Comp	Yds	TD-1			
Blanda	46	23	261	1-5	Dawson	14	9	88	1-0			
TOTALS	46	23	261	1-5	TOTALS	14	9	88	1-0			

RECEIVING												
OILERS	Rec	Yds	Lg	TD	TEXANS	Rec	Yds	Lg	TD			
Hennigan	3	37	19	0	Haynes	3	45	28	1			
Tolar	1	8	8	0	Spikes	2	24	14	0			
McLeod	5	70	21	0	Arbanas	2	21	12	0			
Cannon	6	54	21	0	Bishop	1	0	0	0			
Dewveall	6	95	24	1	McClinton	1	4	4	0			
Jamison	1	9	9	0								
Smith	1	6	6	0								
TOTALS	23	261	24	1	TOTALS	9	88	28	1			

AFL CHAMPIONSHIP GAME – 1967
Oakland 40, Houston 7
Dec. 31, 1967 • Alameda County Coliseum

Big plays before and after halftime broke open a tight game, as the Raiders won their first AFL title with a 40-7 victory against Houston. The Raiders led 10-0 in the final minutes of the half, the big play a 69-yard touchdown run by Hewritt Dixon. The Raiders lined up for a field goal attempt from the Houston 17, but instead quarterback Daryle Lamonica took the snap and threw to a wide open Dave Kocourek for a touchdown with 18 seconds remaining to build the lead to 17-0. The Oilers hoped for a big play to open the second half, and they got it, but it was in favor of the Raiders. Zeke Moore fumbled the kickoff and Oakland recovered deep in Houston territory, leading to Lamonica's one-yard quarterback sneak. In the next two quarters, George Blanda kicked three field goals, to give him 16 points for the day, and Lamonica threw a touchdown pass to Bill Miller.

Oakland 3 14 10 13 40
 Houston 0 0 0 7 7

TEAM	SCORING PLAY	QTR
Oakland	Blanda 37 yd. field goal	1
Oakland	Dixon 69 yd. run (Blanda, kick)	2
Oakland	Kocourek 17 yd. pass from Lamonica (Blanda, kick)	2
Oakland	Lamonica 1 yd. run (Blanda, kick)	3
Oakland	Blanda 40 yd field goal	3
Oakland	Blanda 42 yd. field goal	4
Houston	Frazier 5 yd. pass from Beathard (Wittenborn, kick)	4
Oakland	Blanda 36 yd. field goal	4
Oakland	Miller 12 yd. pass from Lamonica (Blanda, kick)	4

Attendance: 53,330

	Raiders	Oilers
First downs	18	11
Total yards	364	146
Rushing yards	263	38
Passing yards	101	108
Passes-comp.-Int.	26-10-0	35-15-1
Punts-avg.	4-44.3	11-38.6
Fumbles-lost	0-0	4-2
Penalties-yards	4-69	7-45

RUSHING												
OILERS	Att	Yds	Lg	TD	RAIDERS	Att	Yds	Lg	TD			
Granger	14	19	NA	0	Dixon	21	144	NA	1			
Campbell	6	15	NA	0	Banaszak	15	116	NA	0			
Blanks	1	6	6	0	Lamonica	5	22	NA	1			
Beathard	1	-2	-2	0	Hagberg	2	-1	NA	0			
TOTALS	22	38	NA	0	TOTALS	43	281	NA	2			

PASSING												
OILERS	Att	Comp	Yds	TD-1	RAIDERS	Att	Comp	Yds	TD-1			
Beathard	35	15	142	1-1	Lamonica	24	10	111	2-0			
					Blanda	2	0	0	0-0			
TOTALS	35	15	142	1-1	TOTALS	26	10	111	2-0			

RECEIVING												
OILERS	Rec	Yds	Lg	TD	RAIDERS	Rec	Yds	Lg	TD			
Frazier	7	81	NA	1	Miller	3	32	NA	1			
Reed	4	60	NA	0	Cannon	2	31	NA	0			
Campbell	2	5	NA	0	Biletnikoff	2	19	NA	0			
Taylor	1	6	NA	0	Kocourek	1	17	17	1			
TOTALS	14	151	NA	1	TOTALS	8	99	17	2			

Front Office

Coaching Staff

Players

Rookies

2008 Season

Records

History

FLAVOR HISTORY

Sidelines

PLAYOFF SUMMARIES

Front Office

Coaching Staff

Players

Rookies

2008 Season

Records

History

PLAYOFF HISTORY

Sidelines

AFL PLAYOFF GAME – 1969 Oakland 56, Houston 7 Dec. 21, 1969 • Alameda County Coliseum

Oakland scored four touchdowns in 4:22 of the first quarter, as the Raiders jumped to a quick 28-0 lead on the way to a 56-7 victory over the Oilers. The key figure was quarterback Daryle Lamonica, who threw six touchdown passes. On their second possession, the Raiders moved 50 yards in five plays, with Lamonica throwing a 13-yard scoring pass to Fred Biletnikoff. On the first play after the kickoff, George Atkinson intercepted Pete Beathard's pass and returned it 57 yards for a score. The Oilers again lost the ball the first play after the kickoff, as Hoyle Granger fumbled and Carleton Oats recovered at the Houston 24. On first down, Lamonica hit Rod Sherman for a touchdown. Following the next kickoff, Houston again fumbled - this time by Beathard on the fourth play - and Tom Keating recovered. Again it took the Raiders one play to score, Lamonica finding Biletnikoff for the touchdown.

Oakland25	7	14	7	56
Houston0	0	0	7	7

TEAM	SCORING PLAY	QTR-INTO
Raiders	Biletnikoff 13 yd. pass from Lamonica (Blanda, kick)1-6:33	
Raiders	Atkinson 57 yd. interception return (Blanda, kick)	1-7:26
Raiders	Sherman 24 yd. pass from Lamonica (Blanda, kick)1-8:32	
Raiders	Biletnikoff 31 yd. pass from Lamonica (Blanda, kick)1-10:55	
Raiders	Smith 60 yd. pass from Lamonica (Blanda, kick)	2-9:12
Raiders	Sherman 23 yd. pass from Lamonica (Blanda, kick)3-9:49	
Raiders	Cannon 3 yd. pass from Lamonica (Blanda, kick)	3-14:49
Oilers	Reed 8 yd. pass from Beathard (Gerela, kick)	4-6:17
Raiders	Hubbard 4 yd. run (Blanda, kick)	4-12:35

Missed FG: None
Attendance: 53,539

	Raiders	Oilers
First downs	17	14
Total yards	412	197
Rushing yards	110	28
Passing yards	302	169
Passes-comp.-Int.	22-14-3	46-18-3
Punts-avg.	5-42.0	11-41.4
Punt return yards	3-27	2-4
Kickoff return yards	2-64	7-130
Fumbles-lost	3-1	3-2
Penalties-yards	7-63	3-48

RUSHING											
OILERS	Att	Yds	Lg	TD	RAIDERS	Att	Yds	Lg	TD		
Granger	14	29	9	0	Dixon	13	48	17	0		
Campbell	1	0	0	0	Smith	8	3	3	0		
Levias	1	4	4	0	Hubbard	6	19	5	1		
Beathard	3	-5	3	0	Todd	8	31	30	0		
					Hasberg	2	9	5	0		
TOTALS	19	28	9	0	TOTALS	37	110	30	1		

PASSING											
OILERS	Att	Comp	Yds	TD-I	RAIDERS	Att	Comp	Yds	TD-I		
Beathard	46	18	209	1-3	Lamonica	17	13	276	6-1		
					Blanda	5	1	33	0-2		
TOTALS	46	18	209	1-3	TOTALS	22	14	309	6-3		

RECEIVING											
OILERS	Rec	Yds	Lg	TD	RAIDERS	Rec	Yds	Lg	TD		
Bierne	5	48	12	0	Biletnikoff	3	70	31	2		
Reed	7	81	18	1	Sherman	4	60	24	2		
Granger	3	31	24	0	Smith	4	103	60	1		
Haik	2	42	29	0	Todd	1	40	40	0		
Levias	1	7	7	0	Hubbard	1	33	33	0		
					Cannon	1	3	3	1		
TOTALS	18	209	29	1	TOTALS	14	309	60	6		

AFC WILD CARD GAME – 1978 Houston 17, Miami 9 Dec. 24, 1978 • Orange Bowl

The Oilers, making their first postseason appearance since 1969, advanced to the divisional playoffs on a brilliant passing performance by Dan Pastorini, who completed 20 of 29 passes for 306 yards and one touchdown. The two AFC wild card teams were locked in a 7-7 tie until midway through the fourth quarter. But Pastorini then completed all four of his passes in a 53-yard drive that set up Toni Fritsch's 35-yard field goal for a 10-7 lead with 7:25 left. One play after the ensuing kickoff, Gregg Bingham intercepted a Bob Griese pass and the Oilers drove 50 yards in 10 plays (9 on the ground) for Earl Campbell's clinching touchdown from the one-yard line. Griese completed 11 of 28 passes. Campbell, the NFL's leading rusher during regular season with 1,450 yards, gained 84 yards on 26 carries.

Miami7	0	0	2	9
Houston7	0	0	10	17

TEAM	SCORING PLAY	QTR-INTO
Dolphins	Tollman 13 yd. pass from Griese (Yepremian, kick)1-9:58	
Oilers	Wilson 13 yd. pass from Pastorini (Fritsch, kick)1-14:57	
Oilers	Fritsch 27 yd. field goal	4-5:18
Oilers	Campbell 1 yd. run (Fritsch, kick)	4-5:10
Dolphins	Safety	4-14:49

Missed FG: Yepremian missed FG, Bokamper FG blocked
Attendance: 70,036

	Dolphins	Oilers
First downs	14	23
3rd-down conversion-att	5-12-42%	8-16-50%
Total yards	209	455
Rushing yards	91	160
Passing yards	118	295
Passes-comp.-Int.	30-12-3	30-20-0
Punts-avg.	5-48.6	5-44.0
Punt return yards	1-24	3-11
Kickoff return yards	5-109	2-55
Fumbles-lost	2-2	3-1
Penalties-yards	1-5	5-37
Field goals made-att	0-1	1-2
Time of possession	24:17	35:43

RUSHING											
OILERS	Att	Yds	Lg	TD	DOLPHINS	Att	Yds	Lg	TD		
Campbell	26	84	20	1	Williams	13	41	9	0		
Wilson	14	76	21	0	Harris	9	43	9	0		
Coleman	1	2	2	0	Bulaich	2	0	0	0		
Poole	1	12	12	0	Moore	1	7	7	0		
Pastorini	3	-9	-3	0							
TOTALS	45	165	21	1	TOTALS	25	91	9	0		

PASSING											
OILERS	Att	Comp	Yds	TD-I	DOLPHINS	Att	Comp	Yds	TD-I		
Pastorini	29	20	306	1-0	Griese	28	1	114	1-2		
Barber	1	0	0	0-0	Strock	2	1	23	0-1		
TOTALS	30	20	306	1-0	TOTALS	30	12	137	1-3		

RECEIVING											
OILERS	Rec	Yds	Lg	TD	DOLPHINS	Rec	Yds	Lg	TD		
Wilson	5	40	13	1	Harris	4	42	19	0		
Caster	1	11	11	0	Williams	1	8	8	0		
Barber	4	112	55	0	Tillman	2	24	13	1		
Burrough	6	103	53	0	Harris	1	21	21	0		
Coleman	1	5	5	0	Bulaich	2	14	9	0		
Woods	2	22	16	0	Moore	2	28	23	0		
Campbell	1	13	13	0							
TOTALS	20	306	55	1	TOTALS	12	137	23	1		

INDIVIDUAL DEFENSE (press box stats)
OILERS – Leading Tackler: Currier 6-2-8, Kiner 5-3-8.
Sacks: Washington 1, Bethea 1. **Int.:** Sternick 1, Reinfeldt 1, Bingham 1. **FR:** Washington 1.
DOLPHINS – Leading Tackler: Babb 7-4-11,
 Baumhower 8-3-11. **Sacks:** Bokamper 2. **Int.:** None. **FR:** Rhone 1.

AFC DIVISIONAL PLAYOFF GAME – 1978
Houston 31, New England 14
December 31, 1978 • Schaefer Stadium

Houston captured its second straight postseason road victory and advanced into its first AFC championship game with an impressive win over New England, the AFC East champion. Houston quarterback Dan Pastorini completed 10 of 13 passes for 184 yards and three touchdowns as the Oilers jumped to a 21-0 halftime lead. After a scoreless first period, Pastorini hit wide receiver Ken Burrough on a 71-yard touchdown pass and connected with tight end Mike Barber on 19- and 13-yard touchdown strikes. New England narrowed the gap to 24-14 early in the final quarter on two scoring passes: a 24-yard option toss from running back Andy Johnson to wide receiver Harold Jackson and another 24-yard pass from backup quarterback Tom Owen to tight end Russ Francis. Linebacker Gregg Bingham's 19-yard interception return to New England's 18-yard line with 5:07 remaining stopped the Patriots' rally and set up running back Earl Campbell's two-yard touchdown run three plays later.

New England	.0	0	7	7	14
Houston0	21	3	7	31

TEAM SCORING PLAY		QTR-INTO
Oilers	Burrough 71 yd. pass from Pastorini (Fritsch, kick)	2-1:35
Oilers	Barber 19 yd. pass from Pastorini (Fritsch, kick)	2-8:12
Oilers	Barber 13 yd. pass from Pastorini (Fritsch, kick)	2-14:35
Oilers	Fritsch 30 yd. field goal	3-7:56
Patriots	Jackson 24 yd. pass from Johnson (Posey, kick)	3-14:43
Patriots	Francis 24 yd. pass from Owen (Posey, kick)	4-5:43
Oilers	Campbell 2 yd. run (Fritsch, kick)	4-11:19

Missed FG: Posey 43WR
Attendance: 60,881

	Patriots	Oilers
First downs	15	21
3rd-down conversion-att	6-13-46%	11-17-65%
Total yards	263	344
Rushing yards	83	174
Passing yards	180	170
Passes-comp.-Int.	35-16-3	15-12-1
Punts-avg.	4-43.3	5-34.8
Punt return yards	3-6	3-6
Kickoff return yards	5-136	3-53
Fumbles-lost	2-0	1-0
Penalties-yards	8-92	2-25
Field goals made-att	0-1	1-1
Time of possession	26:04	33:06

RUSHING									
OILERS	Att	Yds	Lg	TD	PATRIOTS	Att	Yds	Lg	TD
Campbell	27	118	35	1	Cunningham	10	42	8	0
Wilson	14	26	8	0	Grogan	1	16	16	0
Coleman	7	19	12	0	Johnson	6	14	4	0
Duncan	2	7	5	0	Ivory	3	11	6	0
Poole	3	7	4	0					
Nielson	1	-3	7	0					
TOTALS	54	174	35	1	TOTALS	20	83	16	0

PASSING									
OILERS	Att	Comp	Yds	TD	PATRIOTS	Att	Comp	Yds	TD
Pastorini	15	12	200	3-1	Grogan	12	3	38	0-2
					Owen	22	12	144	1-1
					Johnson	1	1	24	1-0
TOTALS	15	12	200	3-1	TOTALS	35	16	206	2-3

RECEIVING									
OILERS	Rec	Yds	Lg	TD	PATRIOTS	Rec	Yds	Lg	TD
Barber	5	83	22	2	Francis	8	101	24	1
Burrough	3	91	71	1	Cunningham	3	28	15	0
Carter	2	12	7	0	Morgan	2	37	19	0
Campbell	1	10	10	0	Johnson	2	16	11	0
Woods	1	4	4	0	Jackson	1	24	24	1
TOTALS	12	200	71	3	TOTALS	16	206	24	2

INDIVIDUAL DEFENSE (press box stats)
OILERS – Leading Tackler: Bingham 6-2-8. **Sacks:** Brazile 1, Washington 1, Bethea 1, Young 1. **Int.:** Reinfeldt 2, Bingham 1.
FR: Pastorini 1.
PATRIOTS – Leading Tackler: Beaudoin 8-7-15. **Sacks:** Beaudoin 1.0, Bishop 1.0, Zabel 0.5. **Int.:** Fox 1.
FR: Gray 1, Westbrook 1.

AFC CHAMPIONSHIP GAME – 1978
Pittsburgh 34, Houston 5
January 7, 1979 • Three Rivers Stadium

Playing in their first championship game since 1962, the Oilers were unable to unseat a strong Pittsburgh team, dropping a 34-5 contest at Three Rivers Stadium. The Steelers, striking through cold, steady rain for 31 first half points, won their third AFC championship in five years behind their usual solid defense and spectacular performances by Terry Bradshaw and Lynn Swann. Seventeen of the points, came during a 48-second span in the last minute of the half as Pittsburgh capitalized on two fumbles by Ronnie Coleman and one by Johnnie Dirden. Despite the playing conditions that contributed to a postseason record 12 fumbles, Bradshaw completed 11 of 19 passes for 200 yards and touchdowns to John Stallworth and Swann, who caught four passes for 98 yards. Both touchdown passes and one of Roy Gerela's two field goals made up the 17-point burst between 14:08 and 14:56 of the second quarter after Pittsburgh had built a 14-3 lead on scoring runs by Franco Harris and Rocky Bleier.

Pittsburgh14	17	3	0	34
Houston0	3	2	0	5

TEAM SCORING PLAY		QTR-INTO
Steelers	Harris 7 yd. run (Gerela, kick)	1-4:58
Steelers	Bleier 17 yd. run (Gerela, kick)	1-13:51
Oilers	Fritsch 19 yd. field goal	2-5:21
Steelers	Swan 29 yd. pass from Bradshaw (Gerela, kick)	2-14:08
Steelers	Stallworth 17 yd. pass from Bradshaw (Gerela, kick)	2-14:27
Steelers	Gerela 37 yd. field goal	2-14:56
Steelers	Gerela 22 yd. field goal	3-7:14
Oilers	Washington safety	3-11:10

Missed FG: Gerela 40, 40
Attendance: 49,417

	Steelers	Oilers
First downs	21	10
3rd-down conversion-att	1-9-11%	1-11-9%
Total yards	379	142
Rushing yards	179	72
Passing yards	200	70
Passes-comp.-Int.	19-11-2	26-12-5
Punts-avg.	1-53.0	6-39.5
Punt return yards	6-91	0-0
Kickoff return yards	2-36	8-179
Fumbles-lost	6-3	6-4
Penalties-yards	4-32	5-48
Field goals made-att	2-4	1-1
Time of possession	33:10	18:15

RUSHING									
OILERS	Att	Yds	Lg	TD	STEELERS	Att	Yds	Lg	TD
Campbell	22	62	11	0	Harris	20	51	9	1
Woods	1	9	9	0	Bleier	10	45	15	1
Coleman	1	-5	-5	0	Bradshaw	7	29	13	0
Wilson	2	6	4	0	Delphaine	3	28	23	0
					Thurston	3	22	14	0
					Moser	3	7	5	0
					Kruczek	1	-3	-3	0
TOTALS	26	72	11	0	TOTALS	47	179	23	2

PASSING									
OILERS	Att	Comp	Yds	TD	STEELERS	Att	Comp	Yds	TD
Pastorini	26	12	96	0-5	Bradshaw	19	11	200	2-2
					Kruczek	0	0	0	0-0
TOTALS	26	12	96	0-5	TOTALS	19	11	200	2-2

RECEIVING									
OILERS	Rec	Yds	Lg	TD	STEELERS	Rec	Yds	Lg	TD
Caster	5	44	21	0	Swann	4	98	34	1
Wilson	5	33	8	0	Grossman	2	43	29	0
Coleman	1	15	15	0	Bleier	4	42	16	0
Campbell	1	4	4	0	Stallworth	1	17	17	1
TOTALS	12	96	21	0	TOTALS	11	200	34	2

INDIVIDUAL DEFENSE (press box stats)
OILERS – Leading Tackler: Knoff 9-1-10. **Sacks:** None.
Int.: Knoff 1. **FR:** Pastorini 1.
STEELERS – Leading Tackler: Lambert 15-5-20.
Sacks: None. **Int.:** None. **FR:** Shell 1, Davis 1, Pinney 1.

Front Office
Coaching Staff
Players
Rookies
2008 Season
Records
History
PLAYOFF HISTORY
Sidelines

PLAYOFF SUMMARIES

Front Office

Coaching Staff

Players

Rookies

2008 Season

Records

History

PLAYOFF HISTORY

Sidelines

AFC WILD CARD PLAYOFF GAME – 1979 Houston 13, Denver 7 December 23, 1979 • Astrodome

The Oilers, playing a postseason game at home for the first time in 17 years, advanced to the divisional playoffs by shutting out the Broncos over the last three quarters of play. Denver marched 80 yards for a touchdown and a 7-3 lead on its first possession, but Earl Campbell's three-yard scoring run gave Houston a 10-7 halftime margin. Campbell and Oilers quarterback Dan Pastorini both missed second half action with groin injuries but Rob Carpenter and second year quarterback Gifford Nielsen played well in relief during their initial NFL playoff competition. Linebacker Gregg Bingham's 15-yard interception return set up Toni Fritsch's second field goal- a 20-yarder with 4:18 remaining to give Houston a 13-7 edge. The Oilers' defense, which recorded six sacks overall, held the Broncos on the final two series with Curley Culp's third-down sack and Vernon Perry's fourth-down pass deflection the key plays.

Denver7	0	0	0	7
Houston3	7	0	3	13

TEAM	SCORING PLAY	QTR-INTO
Oilers	Fritsch 31 yd. field goal	1-4:58
Broncos	Preston 7 yd. pass from Morton (Turner, kick)	1-11:33
Oilers	Campbell 3 yd. run (Fritsch, kick)	2-14:14
Oilers	Fritsch 20 yd. field goal	4-10:42

Missed FG: Steinfort 50
Attendance: 48,776

	Broncos	Oilers
First downs	17	15
3rd-down conversion-att	4-13-31%	7-17-40%
Total yards	216	282
Rushing yards	112	135
Passing yards	104	147
Passes-comp.-Int.	27-14-1	22-10-2
Punts-avg.	5-45.2	5-43.2
Punt return yards	2-25	5-42
Kickoff return yards	4-83	1-26
Fumbles-lost	1-0	0-0
Penalties-yards	7-70	2-19
Field goals made-att	0-1	2-2
Time of possession	27:38	32:22

RUSHING											
OILERS	Att	Yds	Lg	TD	BRONCOS	Att	Yds	Lg	TD		
Campbell	16	50	9	1	Armstrong	12	51	15	0		
Wilson	8	21	5	0	Preston	9	24	7	0		
Coleman	2	5	4	0	Jensen	4	5	3	0		
Carpenter	16	59	9	0	Canada	4	29	13	0		
					Upchurch	1	3	3	0		
					Morton	2	0	0	0		
TOTALS	42	135	9	1	TOTALS	32	112	15	0		

PASSING											
OILERS	Att	Comp	Yds	TD-I	BRONCOS	Att	Comp	Yds	TD-I		
Pastorini	18	8	149	0-1	Morton	27	14	144	1-1		
Nielsen	4	2	9	0-1							
TOTALS	22	10	158	0-2	TOTALS	27	14	144	1-1		

RECEIVING											
OILERS	Rec	Yds	Lg	TD	BRONCOS	Rec	Yds	Lg	TD		
Coleman	1	41	41	0	Armstrong	2	22	13	0		
Carpenter	3	26	13	0	Egloff	1	17	17	0		
Barber	1	31	31	0	Preston	4	40	12	1		
Wilson	4	53	20	0	Moses	3	47	25	0		
Campbell	1	7	7	0	Jensen	1	11	11	0		
					Canada	1	4	4	0		
					Odom	2	3	3	0		
TOTALS	10	158	41	0	TOTALS	14	144	25	0		

INDIVIDUAL DEFENSE (press box stats)
OILERS – Leading Tackler: Bingham 7-3-10. **Sacks:** Dorris 3, Culp 2, Kennard 1. **Int.:** Bingham 1. **FR:** None.
BRONCOS – Leading Tackler: Gradisher 12-1-13. **Sacks:** Chavous 1. **Int.:** Thompson 1. **FR:** None.

AFC DIVISIONAL PLAYOFF GAME – 1979 Houston 17, San Diego 14 December 29, 1979 • San Diego Stadium

The Oilers advanced into their second consecutive AFC Championship Game on the strength of an opportunistic defense and a near-flawless performance by the offensive unit. First-year strong safety Vernon Perry set up 10 of the Oilers' 17 points with a postseason game record of four interceptions in addition to a 57-yard blocked field goal return. Second-year quarterback Gifford Nielsen and third-year running back Rob Carpenter started for regulars Dan Pastorini and Earl Campbell, who were sidelined with groin injuries. The Oilers intercepted AFC passing leader Dan Fouts five times. Nielsen, making his first NFL postseason start, completed a 47-yard scoring pass to Mike Renfro with 12:55 elapsed in the third period to provide the winning margin.

San Diego7	0	7	0	14
Houston0	10	7	0	17

TEAM	SCORING PLAY	QTR-INTO
Chargers	C. Williams 1 yd. run (Wood, kick)	1-10:11
Oilers	Fritsch 26 yd. field goal	2-10:58
Oilers	Clark 1 yd. run (Fritsch, kick)	2-14:41
Chargers	Mitchell 8 yd. run (Wood, kick)	3-1:52
Oilers	Renfro 47 yd. pass from Nielsen (Fritsch, kick)3-12:55	

Missed FG: Wood 26 blocked
Attendance: 51,192

	Chargers	Oilers
First downs	25	15
3rd-down conversion-att	7-13-54%	8-16-50%
Total yards	380	259
Rushing yards	19	40
Passing yards	317	111
Passes-comp.-Int.	47-25-5	19-10-1
Punts-avg.	4-42.0	6-40.7
Punt return yards	2-25	1-25
Kickoff return yards	5-88	3-53
Fumbles-lost	0-0	0-0
Penalties-yards	6-30	5-45
Field goals made-att	0-1	2-2
Time of possession	29:54	30:06

RUSHING											
OILERS	Att	Yds	Lg	TD	CHARGERS	Att	Yds	Lg	TD		
Wilson	11	39	14	0	Mitchell	8	33	8	1		
Carpenter	18	67	11	0	Williams	11	30	8	1		
Clark	9	30	11	1							
Nielsen	2	12	14	0							
TOTALS	40	148	14	1	TOTALS	19	63	8	2		

PASSING											
OILERS	Att	Comp	Yds	TD-I	CHARGERS	Att	Comp	Yds	TD-I		
Nielsen	19	10	111	1-1	Fouts	47	25	333	0-5		
TOTALS	19	10	111	1-1	TOTALS	47	25	333	0-5		

RECEIVING											
OILERS	Rec	Yds	Lg	TD	CHARGERS	Rec	Yds	Lg	TD		
Barber	1	12	12	0	Mitchell	4	26	9	0		
Carpenter	4	23	7	0	McCrary	1	34	34	0		
Wilson	3	16	10	0	Jefferson	4	70	21	0		
Renfro	1	47	47	1	Williams	4	30	12	0		
Coleman	1	13	13	0	Joiner	4	81	30	0		
					Floyd	3	51	23	0		
					Klein	5	41	16	0		
TOTALS	10	111	47	1	TOTALS	25	333	34	0		

INDIVIDUAL DEFENSE (press box stats)
OILERS – Leading Tackler: Perry 6-2-8. **Sacks:** Bethea 1, Dorris 1. **Int.:** Perry 4, Wilson 1. **FR:** None.
CHARGERS – Leading Tackler: Johnson 4-6-10, Fuller 8-2-10. **Sacks:** None. **Int.:** Williams 1. **FR:** None.

AFC CHAMPIONSHIP GAME – 1979
Pittsburgh 27, Houston 13
January 6, 1980 • Three Rivers Stadium

The Steelers held the Oilers to only 24 rushing yards but were also aided by a controversial non-touchdown call to come away with a 27-13 win. Houston jumped to a 7-0 lead just 2:30 into the game when Vernon Perry returned an interception 75 yards for a touchdown. Then after both teams exchanged field goals, Terry Bradshaw completed two touchdown passes, a 16-yarder to tight end Billy Cunningham and a 20-yard score to wide receiver John Stallworth. With the Steelers leading 17-10, the controversial play occurred during the last seconds of the third quarter. Quarterback Dan Pastorini threw a pass to Mike Renfro at the back of the end zone, and Renfro appeared to have caught it for a touchdown with both feet in bounds before he fell out of the end zone. However, the officials ruled the pass incomplete. Although the Oilers protested, and replays would later show that it was inconclusive, they had to settle for a 23-yard field goal. The Steelers would then score 10 unanswered points in the fourth quarter to clinch the victory.

Pittsburgh	3	14	0	10	27
Houston	7	3	0	3	13

TEAM	SCORING PLAY	QTR-INTO
Oilers	Perry 75 yd. interception return (Fritsch, kick)	1-2:30
Steelers	Bahr 21 yd. field goal	1-11:05
Oilers	Fritsch 27 yd. field goal	2-0:48
Steelers	Cunningham 16 yd. pass from Bradshaw (Bahr, kick)	2-5:27
Steelers	Stallworth 20 yd. pass from Bradshaw (Bahr, kick)	2-12:26
Oilers	Fritsch 23 yd. field goal	4-0:03
Steelers	Bahr 39 yd. field goal	4-5:10
Steelers	Bleier 4 yd. run (Bahr, kick)	4-14:06

Missed FG: Bahr 40WL
Attendance: 50,475

	Steelers	Oilers
First downs	22	11
3rd-down conversion-att	13-19-68%	3-11-27%
Total yards	358	227
Rushing yards	161	24
Passing yards	197	203
Passes-comp.-Int.	30-18-1	29-20-1
Punts-avg.	3-51	4-30
Punt return yards	3-8	2-8
Kickoff return yards	4-82	6-64
Fumbles-lost	1-1	4-2
Penalties-yards	5-34	2-10
Field goals made-att	2-3	2-2
Time of possession	32:56	27:04

RUSHING											
OILERS	Att	Yds	Lg	TD	STEELERS	Att	Yds	Lg	TD		
Campbell	17	15	7	0	Harris	21	85	13	0		
Wilson	4	9	3	0	Bleier	13	52	8	1		
Caster	1	0	0	0	Bradshaw	1	25	25	0		
					Thornton	1	-1	-1	0		
TOTALS	22	24	7	0	TOTALS	36	161	25	1		

PASSING											
OILERS	Att	Comp	Yds	TD	STEELERS	Att	Comp	Yds	TD		
Pastorini	28	19	203	0-1	Bradshaw	30	18	219	2-1		
Nielsen	1	1	9	0-0							
TOTALS	29	20	212	0-1	TOTALS	30	18	219	2-1		

RECEIVING											
OILERS	Rec	Yds	Lg	TD	STEELERS	Rec	Yds	Lg	TD		
Wilson	7	60	41	0	Stallworth	3	52	20	1		
Coleman	2	46	32	0	Swann	4	64	21	0		
Carpenter	5	23	14	0	Harris	6	50	15	0		
Renfro	3	52	19	0	Bleier	3	39	20	0		
Campbell	1	11	11	0	Cunningham	2	14	16	1		
Merkens	1	12	12	0							
Barber	1	8	8	0							
TOTALS	20	212	41	0	TOTALS	18	219	21	2		

INDIVIDUAL DEFENSE (press box stats)
OILERS – Leading Tackler: Stringer 11-2-13. **Sacks:** Bethea 1, Stensrud 1, Dorris 1. **Int.:** Perry 1. **FR:** Carter 1, Renfro 1.
STEELERS – Leading Tackler: Lambert 7-4-11.
Sacks: Greenwood 1. **Int.:** Woodruff 1. **FR:** Shell 1, Blount 1.

AFC WILD CARD GAME – 1980
Oakland 27, Houston 7
December 28, 1980 • Alameda County Coliseum

The Raiders advanced to the divisional playoffs by shutting out the Oilers over the final three quarters. Oakland converted Earl Campbell's fumble on the first play of the game into Chris Bahr's 47-yard field goal, but Campbell came back to score on a one-yard plunge to give Houston a 7-3 lead. Jim Plunkett's one-yard touchdown pass to Todd Christensen early in the second quarter put the Raiders ahead to stay 10-7. Plunkett added another touchdown on a 44-yard pass to Arthur Whittington on the first play of the final period. Kenny King's 31-yard run set up Bahr's 37-yard field goal that gave Oakland a 20-7 edge. Lester Hayes added two interceptions to his NFL-leading 13 during the regular season. He picked off Ken Stabler's pass in the end zone to end a Houston scoring threat in the third period. In the fourth quarter Hayes' 20-yard interception return capped the Raiders' scoring.

Oakland	3	7	0	17	27
Houston	7	0	0	0	7

TEAM	SCORING PLAY	QTR-INTO
Raiders	Bahr 47 yd. field goal	1-1:45
Oilers	Campbell 1 yd. run (Fritsch, kick)	1-13:15
Raiders	Christensen 1 yd. pass from Plunkett (Bahr, kick)	2-9:25
Raiders	Whittington 44 yd. pass from Plunkett (Bahr, kick)	4-0:07
Raiders	Bahr 37 yd. field goal	4-8:35
Raiders	Hayes 20 yd. interception return (Bahr, kick)	4-9:31

Missed FG: Fritsch 45 short, 37 blocked
Attendance: N/A

	Raiders	Oilers
First downs	12	18
3rd-down conversion-att	3-15-20%	2-15-13%
Total yards	250	275
Rushing yards	111	97
Passing yards	139	178
Passes-comp.-Int.	23-8-1	21-15-2
Punts-avg.	9-51.1	9-44.0
Punt return yards	6-29	7-64
Kickoff return yards	2-47	6-118
Fumbles-lost	2-0	1-1
Penalties-yards	14-91	8-64
Field goals made-att	2-2	0-2
Time of possession	27:56	32:04

RUSHING											
OILERS	Att	Yds	Lg	TD	RAIDERS	Att	Yds	Lg	TD		
Campbell	27	91	14	1	King	13	55	27	0		
Carpenter	5	9	4	0	Van Eeghen	14	46	9	0		
Wilson	1	-3	-3	0	Whittington	5	11	7	0		
					Jensen	2	0	0	0		
					Plunkett	1	-1	-1	0		
TOTALS	29	97	22	0	TOTALS	13	14	13	0		

PASSING											
OILERS	Att	Comp	Yds	TD	RAIDERS	Att	Comp	Yds	TD		
Stabler	26	15	243	0-2	Plunkett	23	8	168	2-1		
Campbell	1	0	0	0-0							
TOTALS	27	15	243	0-2	TOTALS	23	8	168	2-1		

RECEIVING											
OILERS	Rec	Yds	Lg	TD	RAIDERS	Rec	Yds	Lg	TD		
Barber	4	83	33	0	Whittington	2	64	44	1		
Renfro	3	69	39	0	Chester	2	12	10	0		
Casper	3	31	12	0	King	1	37	37	0		
Carpenter	3	26	14	0	Branch	1	33	33	0		
Coleman	1	23	23	0	Van Eeghen	1	21	21	0		
B. Johnson	1	11	11	0	Christensen	1	1	1	1		
TOTALS	15	243	39	0	TOTALS	8	168	44	2		

INDIVIDUAL DEFENSE (press box stats)
OILERS – Leading Tackler: Brazile 9-2-11.
Sacks: Bethea 2.0, Bingham 1.0. **Int.:** Perry 1. **FR:** None.
RAIDERS – Leading Tackler: Kinlaw 8-2-10.
Sacks: Davis 2.0, Hayes 2.0, Browning 1.0, Hendricks 1.0, Jones 1.0. **Int.:** Hayes 2. **FR:** McKinney 1, Davis 1.

Front Office

Coaching Staff

Players

Rookies

2008 Season

Records

History

FLAVOR HISTORY

Sidelines

PLAYOFF SUMMARIES

Front Office

Coaching Staff

Players

Rookies

2008 Season

Records

History

PLAYOFF HISTORY

Sidelines

AFC WILD CARD PLAYOFF GAME – 1987 Houston 23, Seattle 20 (OT) January 3, 1988 • Astrodome

Oilers kicker Tony Zendejas atoned for a fourth-quarter 29-yard field goal miss by converting a 42-yarder 8:05 into overtime to help Houston advance to the divisional playoffs for the first time since 1980. Quarterback Warren Moon completed 21 of 32 passes for 273 yards and one touchdown in his initial NFL playoff game. Drew Hill and Ernest Givins combined for 13 catches for 173 yards, including six for 71 on third downs. Wide receiver Willie Drewrey's first NFL touchdown catch, a 29-yarder, gave the Oilers a 20-13 lead in the third quarter. However, Seattle quarterback Dave Krieg hit wide receiver Steve Largent on a 12-yard scoring pass in the final 1:47 to tie the score and send the game into overtime. Houston held a 47:44 to 20:21 time-of-possession advantage over Seattle and outgained the Seahawks 437 yards to 250.

Seattle7	3	3	7	0	20
Houston3	10	7	0	3	23

TEAM	SCORING PLAY	QTR-INTO
Seahawks	Largent 20 yd. pass from Krieg (Johnson, kick)	1-3:16
Oilers	Zendejas 47 yd. field goal	1-10:16
Oilers	Rozier 1 yd. run (Zendejas, kick)	2-1:43
Oilers	Zendejas 49 yd. field goal	2-8:11
Seahawks	Johnson 33 yd. field goal	2-11:50
Seahawks	Johnson 41 yd. field goal	3-6:37
Oilers	Drewrey 29 yd. pass from Moon (Zendejas, kick)	3-12:26
Seahawks	Largent 12 yd. pass from Krieg (Johnson, kick)	4-14:34
Oilers	Zendejas 42 yd. field goal	5-8:05

Missed FG: Zendejas 52R, 29L
Attendance: 49,622

	Seahawks	Oilers
First downs	11	27
3rd-down conversion-att	2-12-16%	10-18-55%
4th-down conversion-att	1-1-100%	0-0-0%
Total yards	250	437
Rushing yards	29	178
Passing yards	221	259
Passes-comp.-Int.	39-16-0	32-21-1
Punts-avg.	7-44.3	3-35.0
Punt return yards	2-66	4-27
Kickoff return yards	6-132	4-65
Fumbles-lost	1-1	2-1
Penalties-yards	3-20	4-25
Field goals made-att	2-2	3-5
Time of possession	20:21	47:44

RUSHING												
OILERS	Att	Yds	Lg	TD	SEAHAWKS	Att	Yds	Lg	TD			
Rozier	21	66	11	1	Williams	7	27	10	0			
Highsmith	12	74	16	0	Morris	4	2	4	0			
Pinkett	11	29	5	0								
Moon	4	-2	0	0								
Wallace	2	11	9	0								
TOTALS	50	178	16	1	TOTALS	11	29	10	0			

PASSING												
OILERS	Att	Comp	Yds	TD-I	SEAHAWKS	Att	Comp	Yds	TD-I			
Moon	32	21	273	1-1	Krieg	38	16	237	2-0			
					Williams	1	0	0	0-0			
TOTALS	32	21	273	1-1	TOTALS	39	16	237	2-0			

RECEIVING												
OILERS	Rec	Yds	Lg	TD	SEAHAWKS	Rec	Yds	Lg	TD			
Rozier	1	7	7	0	Largent	7	132	33	2			
Hill	6	84	15	0	Butler	3	73	32	0			
Givins	7	89	19	0	Williams	2	5	3	0			
Pinkett	1	3	3	0	Skansi	2	13	7	0			
Highsmith	2	17	11	0	Morris	1	6	6	0			
Drewrey	3	62	29	1	Tice	1	8	8	0			
Wallace	1	11	11	0								
TOTALS	21	273	29	1	TOTALS	16	237	33	2			

INDIVIDUAL DEFENSE (press box stats)
OILERS – Leading Tackler: Bostic 2-3-5. **Sacks:** Childress 1.0, Meads 0.5, Lyles 0.5. **Int.:** Brown 1. **FR:** Bostic 1, Fuller 1.
SEAHAWKS – Leading Tackler: Bosworth 9-8-17. **Sacks:** Gaines 1, Bryant 1. **Int.:** Jenkins 1. **FR:** Young 1.

AFC DIVISIONAL PLAYOFF GAME – 1987 Denver 34, Houston 10 January 10, 1988 • Mile High Stadium

John Elway passed for two touchdowns and ran for a third as the Broncos defeated the Oilers 34-10 to become the first AFC West team since the San Diego Chargers of 1980 and 1981 to play in consecutive AFC Championship Games. Denver capitalized on two Houston turnovers to take a 14-0 first quarter lead. Safety Steve Wilson recovered Warren Moon's lateral to Mike Rozier at the Oilers' 1-yard line to set up Gene Lang's one-yard run. Karl Mecklenburg's interception on Houston's next possession led to Elway's first touchdown pass, a 27-yarder to Clarence Kay. Kay also caught a one-yarder in the second quarter for the first two-touchdown game of his four-year career. Elway, who completed 14 of 25 passes for 259 yards, scored on a three-yard run with 4:23 remaining to seal the win.

Denver14	10	3	7	34
Houston0	3	0	7	10

TEAM	SCORING PLAY	QTR-INTO
Broncos	Lang 1 yd. run (Karlis, kick)	1-6:19
Broncos	Kay 27 yd. pass from Elway (Karlis, kick)	1-13:34
Broncos	Karlis 43 yd. field goal	2-3:20
Oilers	Zendejas 46 yd. field goal	2-9:03
Broncos	Kay 1 yd. pass from Elway (Karlis, kick)	2-13:08
Broncos	Karlis 23 yd. field goal	3-2:29
Oilers	Givins 19 yd. pass from Moon (Zendejas, kick)	4-6:38
Broncos	Elway 3 yd. run (Karlis, kick)	4-10:33

Missed FG: None
Attendance: 75,968

	Broncos	Oilers
First downs	19	20
3rd-down conversion-att	4-9-44%	8-16-50%
4th-down conversion-att	2-4-50%	1-1-100%
Total yards	316	337
Rushing yards	61	377
Passing yards	255	264
Passes-comp.-Int.	25-14-1	43-24-2
Punts-avg.	2-46.0	3-44.7
Punt return yards	2-15	0-0
Kickoff return yards	2-28	3-62
Fumbles-lost	0-0	2-1
Penalties-yards	4-35	10-73
Field goals made-att	2-2	1-1
Time of possession	47:27	32:33

RUSHING												
OILERS	Att	Yds	Lg	TD	BRONCOS	Att	Yds	Lg	TD			
Rozier	9	25	8	0	Winder	13	46	8	0			
Pinkett	6	20	8	0	Sewell	5	9	5	0			
Moon	5	15	7	0	Elway	4	8	4	1			
Highsmith	5	13	11	0	Bell	2	7	5	0			
Givins	1	0	0	0	Kubiak	2	-3	-1	0			
					Lang	3	-6	1	0			
TOTALS	26	73	11	0	TOTALS	29	61	8	2			

PASSING												
OILERS	Att	Comp	Yds	TD-I	BRONCOS	Att	Comp	Yds	TD-I			
Moon	43	24	264	1-2	Elway	25	14	259	2-1			
TOTALS	43	24	264	1-2	TOTALS	25	14	259	2-1			

RECEIVING												
OILERS	Rec	Yds	Lg	TD	BRONCOS	Rec	Yds	Lg	TD			
Hill	5	93	24	0	Johnson	4	105	55	0			
Givins	6	84	19	1	Kay	3	57	29	2			
Duncan	4	32	13	0	Sewell	3	41	25	0			
Highsmith	4	20	16	0	Lang	1	25	25	0			
Drewrey	2	17	9	0	Boddie	1	15	15	0			
Williams	1	7	7	0	Mobley	1	9	9	0			
Rozier	1	6	6	0	Nattiel	1	7	7	0			
Pinkett	1	5	5	0								
TOTALS	24	264	24	1	TOTALS	14	259	55	2			

INDIVIDUAL DEFENSE (press box stats)
OILERS – Leading Tackler: Donaldson 7-1-8. **Sacks:** Martin 1. **Int.:** Allen 1. **FR:** None.
BRONCOS – Leading Tackler: Dennison 6-2-8. **Sacks:** None. **Int.:** Haynes 1, Mecklenburg 1. **FR:** Wilson 1.

AFC WILD CARD PLAYOFF GAME – 1988
Houston 24, Cleveland 23
December 24, 1988 • Cleveland Stadium

The Oilers advanced to the AFC divisional round of the playoffs for the second straight year with a 24-23 win over the Browns. Allen Pinkett scored two touchdowns within a 15-second span of the second quarter, and Warren Moon rallied Houston with 10 fourth-quarter points for the win. Moon's 14-yard scoring pass to Pinkett seven seconds into the second quarter capped a 17-play, 91-yard drive and gave Houston a 7-3 lead. Nose tackle Richard Byrd recovered Don Strock's fumble on the Browns' next play from scrimmage, and Pinkett scored one play later on a 16-yard run for a 14-9 halftime lead. Mike Pagel replaced the injured Strock and completed a 14-yard touchdown pass to Webster Slaughter late in the third quarter for Cleveland's last lead of the day 16-14. Moon directed a 76-yard drive capped by Lorenzo White's one-yard run as Houston regained the lead 21-16. Richard Johnson's interception on the Browns' next possession led to Tony Zendejas's game-winning 49-yard field goal with 1:54 to play.

Cleveland3	6	7	7	23
Houston7	7	0	10	24

TEAM	SCORING PLAY	QTR-INTO
Browns	Bahr 33 yd. field goal	1-5:17
Oilers	Pinkett 14 yd. pass from Moon (Zendejas, kick)	2-0:07
Oilers	Pinkett 16 yd. run (Zendejas, kick)	2-0:22
Browns	Bahr 26 yd. field goal	2-6:27
Browns	Bahr 28 yd. field goal	2-11:41
Browns	Slaughter 14 yd. pass from Pagel (Bahr, kick)	3-12:24
Oilers	White 1 yd. run (Zendejas, kick)	4-2:35
Oilers	Zendejas 49 yd. field goal	4-13:06
Browns	Slaughter 2 yd. pass from Pagel (Bahr, kick)	4-14:29

Missed FG: None
Attendance: 74,977

	Browns	Oilers
First downs	19	19
3rd-down conversion-att	5-12-41%	8-14-57%
4th-down conversion-att	0-0-0%	0-0-0%
Total yards	260	334
Rushing yards	68	129
Passing yards	192	205
Passes-comp.-Int.	28-19-1	26-16-3
Punts-avg.	3-35.3	3-37.7
Punt return yards	3-27	0-0
Kickoff return yards	3-75	5-72
Fumbles-lost	1-1	2-0
Penalties-yards	9-75	13-118
Field goals made-att	3-3	1-1
Time of possession	26:36	33:24

RUSHING									
OILERS	Att	Yds	Lg	TD	BROWNS	Att	Yds	Lg	TD
Pinkett	14	82	27	1	Mack	12	14	7	0
Highsmith	2	3	3	0	Byner	9	57	16	0
White	12	30	5	1	Strock	1	0	0	0
Moon	6	16	12	0	Pagel	1	1	-1	0
Givins	1	-2	-2	0	Fonteno	3	-2	5	0
TOTALS	35	129	27	2	TOTALS	26	68	16	0

PASSING									
OILERS	Att	Comp	Yds	TD-I	BROWNS	Att	Comp	Yds	TD-I
Moon	26	16	213	1-3	Strock	3	2	13	0-0
					Pagel	25	17	179	2-1
TOTALS	26	16	213	1-3	TOTALS	28	19	192	2-1

RECEIVING									
OILERS	Rec	Yds	Lg	TD	BROWNS	Rec	Yds	Lg	TD
Pinkett	2	24	14	1	Mack	1	6	6	0
White	1	1	1	0	Slaughter	5	58	18	2
Hill	5	73	22	0	Byner	3	10	8	0
Highsmith	1	8	8	0	Langhorne	6	57	17	0
Duncan	2	33	18	0	Weathers	2	27	18	0
Jeffries	3	52	35	0	Brennan	2	34	25	0
Givins	1	8	8	0					
Williams	1	14	14	0					
TOTALS	16	213	35	1	TOTALS	19	192	25	2

INDIVIDUAL DEFENSE (press box stats)

OILERS – Leading Tackler: Allen 7-1-8. **Sacks:** None.
Int.: Johnson 1. **FR:** Byrd 1.
BROWNS – Leading Tackler: Golic 5-4-9.
Sacks: Johnson 1.0. **Int.:** Wright 2, Harper 1. **FR:** None.

AFC DIVISIONAL PLAYOFF GAME – 1988
Buffalo 17, Houston 10
January 1, 1989 • Rich Stadium

Buffalo's special teams blocked a punt and a field goal, and the defense registered an interception and a fumble recovery in the fourth quarter, as the Bills advanced to their first-ever AFC Championship Game. Quarterback Jim Kelley completed a team-playoff record 19 of 33 passes for 244 yards with one interception. Rookie running back Thurman Thomas led all rushers with 75 yards on seven carries, including an 11-yard touchdown run that gave Buffalo a 14-3 lead in the third quarter. Robb Riddick's one-yard scoring run followed a blocked punt by safety Leonard Smith. Safety Mark Kelso intercepted a Warren Moon pass on the Oilers' second play of the fourth quarter. Derrick Burroughs's fumble recovery on Houston's next possession helped Buffalo preserve the win in their first-ever playoff game at Rich Stadium.

Buffalo0	7	7	3	17
Houston0	3	0	7	10

TEAM	SCORING PLAY	QTR-INTO
Bills	Riddick 1 yd. run (Norwood, kick)	2-4:25
Oilers	Zendejas 35 yd. field goal	2-10:28
Bills	Thomas 11 yd. run (Norwood, kick)	3-12:02
Bills	Norwood 27 yd. field goal	4-3:25
Oilers	Rozier 1 yd. run (Zendejas, kick)	4-9:48

Missed FG: Zendejas 37 blocked, 31WL, Norwood 50, 36WL
Attendance: 79,532

	Bills	Oilers
First downs	18	20
3rd-down conversion-att	3-14-21%	3-12-25%
4th-down conversion-att	0-2-0%	0-0-0%
Total yards	372	351
Rushing yards	135	125
Passing yards	237	226
Passes-comp.-Int.	33-19-1	33-17-1
Punts-avg.	4-39.3	6-37.2
Punt return yards	4-56	1-6
Kickoff return yards	3-57	4-48
Fumbles-lost	1-0	5-2
Penalties-yards	8-57	8-60
Field goals made-att	1-3	1-3
Time of possession	28:53	31:07

RUSHING									
OILERS	Att	Yds	Lg	TD	BILLS	Att	Yds	Lg	TD
Highsmith	5	57	31	0	Thomas	7	75	40	1
Rozier	13	44	8	0	Mueller	7	24	14	0
Moon	5	11	5	0	Kelley	3	18	10	0
Pinkett	3	13	10	0	Riddick	9	12	5	1
					Reed	1	-1	-1	0
					Harmon	1	7	7	0
					Byrum	1	0	0	0
TOTALS	26	125	31	1	TOTALS	29	135	40	2

PASSING									
OILERS	Att	Comp	Yds	TD-I	BILLS	Att	Comp	Yds	TD-I
Moon	33	17	240	0-1	Kelley	33	19	244	0-1
TOTALS	33	17	240	0-1	TOTALS	33	19	244	0-1

RECEIVING									
OILERS	Rec	Yds	Lg	TD	BILLS	Rec	Yds	Lg	TD
Hill	4	62	21	0	Reed	6	91	53	0
Highsmith	2	3	7	0	Metzelaars	1	7	7	0
Jeffries	5	78	27	0	Burkett	3	55	26	0
Givins	1	23	23	0	Johnson	3	31	18	0
Duncan	1	9	9	0	Harmon	5	58	17	0
Pinkett	2	21	15	0	Mueller	1	2	2	0
Harris	2	44	29	0					
TOTALS	17	244	29	0	TOTALS	19	244	53	0

INDIVIDUAL DEFENSE (press box stats)

OILERS – Leading Tackler: Brown 8-1-9, Grimsley 9-0-9.
Sacks: Childress 1. **Int.:** Eaton 1. **FR:** Highsmith 1, Pinkett 1.
BILLS – Leading Tackler: Talley 7-0-7, Still 5-2-7.
Sacks: Talley 1, Smith 1. **Int.:** Kelso 1. **FR:** Smith 1, Bennett 1.

Front Office

Coaching Staff

Players

Rookies

2008 Season

Records

History

FLAVOR HISTORY

Sidelines

PLAYOFF SUMMARIES

Front Office

Coaching Staff

Players

Rookies

2008 Season

Records

History

PLAYOFF HISTORY

Sidelines

AFC WILD CARD PLAYOFF GAME – 1989 Pittsburgh 26, Houston 23 (OT) December 31, 1989 • Astrodome

Gary Anderson kicked a 50-yard field goal 3:26 into overtime to cap Pittsburgh's 26-23 comeback win over the Oilers and earn its first playoff victory since 1984. The Steelers, despite being outgained by Houston 380 to 289 total yards, led the game for more than three quarters. Rookie running back Tim Worley converted a fourth-and-one play into a nine-yard touchdown run and Anderson kicked field goals of 25, 30, and 48 yards for a 16-9 fourth-quarter lead. Warren Moon tied the score with an 18-yard touchdown pass to Ernest Givins and gave the Oilers their only lead, 23-16, when he found Givins on a nine-yard scoring pass with six minutes to play. Pittsburgh's Buddy Brister countered with an 82-yard, 11-play drive capped by Merrill Hoge's one-yard touchdown plunge with 46 seconds remaining. Anderson's extra point tied the score and sent the game into overtime. Rod Woodson recovered Lorenzo White's fumble on the Oilers' first play in overtime to set up Anderson's decisive field goal.

Pittsburgh7	3	3	10	3	26
Houston0	6	3	14	0	23

TEAM	SCORING PLAY	QTR-INTO
Steelers	Worley 9 yd. run (Anderson, kick)	1-12:07
Oilers	Zendejas 26 yd. field goal	2-5:53
Oilers	Zendejas 35 yd. field goal	2-8:50
Steelers	Anderson 25 yd. field goal	2-13:03
Oilers	Zendejas 26 yd. field goal	3-3:30
Steelers	Anderson 30 yd. field goal	3-11:55
Oilers	Givins 48 yd. field goal	4-0:30
Oilers	Givins 18 yd. pass from Moon (Zendejas, kick)	4-5:46
Oilers	Givins 9 yd. pass from Moon (Zendejas, kick)	4-8:58
Steelers	Hoge 2 yd. run (Anderson, kick)	4-14:14
Steelers	Anderson 50 yd. field goal	5-3:26

Missed FG: Zendejas 55 Short
Attendance: 58,306

	Steelers	Oilers
First downs	17	22
3rd-down conversion-att	3-14-21%	8-18-44%
4th-down conversion-att	1-1-100%	0-0-0%
Total yards	289	380
Rushing yards	177	65
Passing yards	112	315
Passes-comp.-Int.	33-15-0	48-29-0
Punts-avg.	6-25.3	4-33.0
Punt return yards	2-20	1-0
Kickoff return yards	6-99	2-27
Fumbles-lost	1-1	3-2
Penalties-yards	5-40	8-45
Field goals made-att	4-4	3-4
Time of possession	27:42	35:44

RUSHING												
OILERS	Att	Yds	Lg	TD	STEELERS	Att	Yds	Lg	TD			
Highsmith	2	2	4	0	Hoge	17	100	49	1			
Rozier	5	12	3	0	Worley	11	54	12	1			
White	7	13	5	0	Brister	1	1	0				
Pinkett	8	26	6	0	Stone	1	22	22	0			
Moon	3	12	5	0								
TOTALS	25	65	6	0	TOTALS	30	177	49	2			

PASSING												
OILERS	Att	Comp	Yds	TD-I	STEELERS	Att	Comp	Yds	TD-I			
Moon	48	29	315	2-0	Brister	33	15	127	0-0			
TOTALS	48	29	315	2-0	TOTALS	33	15	127	0-0			

RECEIVING												
OILERS	Rec	Yds	Lg	TD	STEELERS	Rec	Yds	Lg	TD			
Givins	11	136	30	2	Mularkey	3	40	20	0			
Hill	6	96	32	0	Stock	1	7	7	0			
Rozier	1	5	0	0	Worley	4	23	10	0			
Jeffries	3	16	7	0	Hoge	3	26	17	0			
Pinkett	3	24	12	0	Lipps	3	24	10	0			
Duncan	2	15	9	0	Hill	1	7	7	0			
Highsmith	3	21	11	0								
TOTALS	29	315	32	2	TOTALS	15	127	20	0			

INDIVIDUAL DEFENSE (press box stats)

OILERS – Leading Tackler: Meads 6-4-10. **Sacks:** Fairs 1.0
Int.: None. FF: Brown 1. FR: McDowell 1, Moon 1
STEELERS – Leading Tackler: Woodson 6-2-8, Lake 4-4-8.
Sacks: None. Int.: None. FF: Woodson 1, Stone 1.
FR: Woodson1, Stock 1, Stone 1.

AFC WILD CARD PLAYOFF GAME – 1990 Cincinnati 41, Houston 14 January 6, 1991 • Riverfront Stadium

Boomer Esiason completed two touchdown passes and ran for a third in the Bengals' victory over the Oilers. Cincinnati built a 20-0 halftime lead as Ickey Woods ran one yard for a touchdown. Esiason flipped a two-yard scoring pass to Harold Green, and Jim Breech kicked two field goals (27 and 30 yards) in the first half. Cincinnati increased its lead to 34-0 in the third quarter when Eric Ball ran three yards for a touchdown and Esiason scored on a 10-yard keeper following James Francis's fumble recovery at Houston's 10-yard line. The Oilers scored on two touchdown passes from Cody Carlson to Ernest Givins (16 and 5 yards). Cincinnati held a 39:45 to 20:15 time-of-possession advantage.

Cincinnati10	10	14	7	41
Houston0	0	7	7	14

TEAM	SCORING PLAY	QTR-INTO
Bengals	Woods 1 yd. run (Breech, kick)	1-6:24
Bengals	Breech 27 yd. field goal	1-11:50
Bengals	Green 2 yd. pass from Esiason (Breech, kick)	2-5:42
Bengals	Breech 30 yd. field goal	2-14:17
Bengals	Ball 3 yd. run (Breech, kick)	3-3:26
Bengals	Esiason 10 yd. run (Breech, kick)	3-3:51
Oilers	Givins 16 yd. pass from Carlson (Garcia, kick)	3-9:45
Bengals	Kattus 9 yd. pass from Esiason (Breech, kick)	4-0:51
Oilers	Givins 5 yd. pass from Carlson (Garcia, kick)	4-8:01

Missed FG: None
Attendance: 60,012

	Bengals	Oilers
First downs	24	13
3rd-down conversion-att	4-13-30%	2-9-22%
4th-down conversion-att	2-2-100%	0-0-0%
Total yards	249	226
Rushing yards	187	67
Passing yards	162	165
Passes-comp.-Int.	25-15-1	33-16-1
Punts-avg.	3-45.0	6-42.6
Punt return yards	3-42	1-19
Kickoff return yards	3-58	6-114
Fumbles-lost	1-0	2-1
Penalties-yards	4-40	5-33
Field goals made-att	2-2	0-0
Time of possession	39:45	20:15

RUSHING												
OILERS	Att	Yds	Lg	TD	BENGALS	Att	Yds	Lg	TD			
White	4	2	5	0	Woods	6	11	4	1			
Carlson	4	22	12	0	Brooks	6	17	14	0			
Pinkett	5	43	16	0	Esiason	5	57	14	1			
					Ball	7	33	14	1			
					Green	11	55	12	0			
					Jennings	6	16	10	0			
					Wilhelm	3	-2	0	0			
TOTALS	13	67	16	0	TOTALS	44	187	14	3			

PASSING												
OILERS	Att	Comp	Yds	TD-I	BENGALS	Att	Comp	Yds	TD-I			
Carlson	33	16	165	2-1	Esiason	20	14	150	2-0			
					Wilhelm	5	1	12	0-0			
TOTALS	33	16	165	2-1	TOTALS	25	15	162	2-0			

RECEIVING												
OILERS	Rec	Yds	Lg	TD	BENGALS	Rec	Yds	Lg	TD			
White	1	5	5	0	Jennings	2	15	12	0			
Hill	1	5	0	0	Holman	2	51	46	0			
Jeffries	2	33	23	0	Woods	2	13	9	0			
Duncan	1	15	15	0	McGee	2	23	19	0			
Harris	4	37	17	0	Green	2	15	13	1			
Givins	6	60	16	2	Brown	2	14	9	0			
Pinkett	1	10	10	0	Kattus	2	19	10	1			
					Barber	1	12	12	0			
TOTALS	16	165	23	2	TOTALS	12	152	46	2			

INDIVIDUAL DEFENSE (press box stats)

OILERS – Leading Tackler: Kinard 8-4-12. **Sacks:** None.
Int.: None. FF: None. FR: None.
BENGALS – Leading Tackler: Thomas 6-1-7.
Sacks: None. Int.: Fulcher 1. FF: None. FR: Francis 1, Jennings 1.

AFC WILD CARD PLAYOFF GAME – 1991
Houston 17, N.Y. Jets 10
December 29, 1991 • Astrodome

Warren Moon threw a pair of touchdown passes to Ernest Givins and the Oilers' defense stopped the Jets inside Houston's 5-yard line twice in the second half to preserve the victory. The Oilers led 14-10 entering the third quarter, when the Jets took the second-half kickoff and consumed more than eight minutes while driving to the Houston 8-yard line. On third down, Ken O'Brien's pass was intercepted by safety Bubba McDowell at the 2. After Al Del Greco's 53-yard field goal put the Oilers ahead 17-10 early in the fourth quarter, New York drove to the Houston 3. But on third down, Al Smith stopped Brad Baxter for no gain. The Jets had one more chance after recovering Moon's fumble at the Oilers' 26 with 4:59 left in the game, but New York could not convert a first down. For Houston, Moon completed 28 of 40 passes for 271 yards, and Drew Hill had nine catches for 77 yards.

New York0	10	0	0	10
Houston7	7	0	3	17

TEAM	SCORING PLAY	QTR-INTO
Oilers	E. Givins 5 yd. pass from Moon (Del Greco, kick)	1-9:16
Jets	A. Toon 10 yd. pass from O'Brien (Allegrè, kick)	2-2:44
Oilers	E. Givins 20 yd. pass from Moon (Del Greco, kick)	2-11:04
Jets	Allegrè 33 yd. field goal	2-14:56
Oilers	Del Greco 53 yd. field goal	4-1:31

Missed FG: Greco 46W/R
Attendance: 61,485

	Jets	Oilers
First downs	18	21
3rd-down conversion-att	6-12-50%	8-14-57%
4th-down conversion-att	0-2-0%	0-0-0%
Total yards	285	303
Rushing yards	71	71
Passing yards	214	232
Passes-comp.-Int.	31-21-3	40-28-1
Punts-avg.	2-36	2-44.5
Punt return yards	0-0	0-0
Kickoff return yards	3-54	1-0
Fumbles-lost	0-0	3-1
Penalties-yards	5-45	8-55
Field goals made-att	1-1	1-2
Time of possession	26:20	33:40

RUSHING									
OILERS	Att	Yds	Lg	TD	JETS	Att	Yds	Lg	TD
L. White	17	65	12	0	J. Hector	11	43	8	0
W. Moon	3	6	7	0	B. Baxter	5	14	5	0
					K. O'Brien	2	10	8	0
					F. McNeil	5	4	5	0
TOTALS	20	71	12	0	TOTALS	23	71	8	0

PASSING									
OILERS	Att	Comp	Yds	TD	JETS	Att	Comp	Yds	TD
W. Moon	40	28	271	2-1	K. O'Brien	31	21	221	1-3
TOTALS	40	28	271	2-1	TOTALS	31	21	221	1-3

RECEIVING									
OILERS	Rec	Yds	Lg	TD	JETS	Rec	Yds	Lg	TD
E. Givins	6	83	35	2	A. Toon	8	96	22	1
D. Hill	9	77	20	0	R. Moore	4	70	31	0
H. Jeffries	4	49	24	0	F. McNeil	4	23	10	0
L. White	4	31	17	0	M. Boyer	3	20	11	0
C. Duncan	4	24	8	0	T. Mathis	2	12	6	0
L. Harris	1	7	7	0					
TOTALS	28	271	35	2	TOTALS	21	221	31	1

INDIVIDUAL DEFENSE (press box stats)
OILERS – Leading Tackler: Lathon 4-7-11.
Sacks: Williams 1. Int.: McDowell 2, Orlando 1. FF: None. FR: Moon 2.
JETS – Leading Tackler: Clifton 5-6-11, Stargell 8-3-11.
Sacks: Lewis 2.0, Lageman 1.0, Young 1.0. Int.: McMillan 1. FF: Young 1, Lageman 1. FR: Stargell 1.

AFC DIVISIONAL PLAYOFF GAME – 1991
Denver 26, Houston 24
January 4, 1992 • Mile High Stadium

David Treadwell's 28-yard field goal with 16 seconds remaining capped a dramatic 87-yard drive in the closing moments to lift the Broncos over the Oilers. Treadwell's winning kick came shortly after John Elway's 44-yard completion to Vance Johnson on fourth-and-10 from the Denver 35-yard line. Earlier on the drive, Elway scrambled seven yards for a first down on fourth-and-6 from the 28. And it was Elway's 22-yard completion to Michael Young that got the Broncos out of a hole at their own 2-yard line. Denver started the winning drive there with no time outs left after Houston's Greg Montgomery dropped his punt out of bounds with 2:07 left in the game. Warren Moon passed for three touchdowns as Houston built first half leads of 14-0 and 21-6. But the Broncos defense stiffened, allowing only a field goal in the second half.

Denver6	7	3	10	26
Houston14	7	0	3	24

TEAM	SCORING PLAY	QTR-INTO
Oilers	H. Jeffries 15 yd. pass from Moon (Del Greco, kick)	1-1:46
Oilers	D. Hill 9 yd. pass from Moon (Del Greco, kick)	1-9:44
Broncos V. Johnson	10 yd. pass from Elway (kick, no good)	1-13:43
Oilers	C. Duncan 6 yd. pass from Moon (Del Greco, kick)	2-4:05
Broncos G. Lewis	1 yd. run (Treadwell, kick)	2-14:21
Broncos D. Treadwell	49 yd. field goal	3-13:02
Oilers	A. Del Greco 25 yd. field goal	4-1:35
Broncos G. Lewis	1 yd. run (Treadwell, kick)	4-8:07
Broncos D. Treadwell	28 yd. field goal	4-14:44

Missed FG: Del Greco 33W/R
Attendance: 75,301

	Broncos	Oilers
First downs	26	23
3rd-down conversion-att	5-11-45%	5-8-63%
4th-down conversion-att	3-3-100%	0-0-0%
Total yards	418	422
Rushing yards	151	97
Passing yards	267	325
Passes-comp.-Int.	34-20-1	36-27-1
Punts-avg.	2-40.5	1-44
Punt return yards	0-0	0-0
Kickoff return yards	4-88	6-82
Fumbles-lost	3-0	0-0
Penalties-yards	6-70	13-85
Field goals made-att	2-2	1-2
Time of possession	29:34	30:26

RUSHING									
OILERS	Att	Yds	Lg	TD	BRONCOS	Att	Yds	Lg	TD
L. White	17	79	10	0	G. Green	17	59	14	0
W. Moon	2	18	15	0	J. Elway	6	39	15	0
					R. Rivers	1	3	3	0
					G. Lewis	3	2	1	2
					S. Sewell	4	48	19	0
TOTALS	19	97	15	0	TOTALS	31	151	19	2

PASSING									
OILERS	Att	Comp	Yds	TD	BRONCOS	Att	Comp	Yds	TD
W. Moon	36	27	325	3-1	J. Elway	33	19	257	1-1
					S. Sewell	1	1	10	0-0
TOTALS	36	27	325	3-1	TOTALS	34	20	267	1-1

RECEIVING									
OILERS	Rec	Yds	Lg	TD	BRONCOS	Rec	Yds	Lg	TD
H. Jeffries	7	99	49	1	C. Kay	1	8	8	0
L. White	5	35	10	0	V. Johnson	5	78	44	1
E. Givins	6	111	29	0	D. Russell	1	20	20	0
D. Hill	2	21	12	1	S. Sharpe	3	20	7	0
C. Duncan	6	40	11	1	M. Young	4	85	32	0
T. Jones	1	19	19	0	R. Nattiel	2	27	23	0
					S. Sewell	3	28	16	0
					G. Green	1	1	1	0
TOTALS	27	325	49	3	TOTALS	20	267	44	1

INDIVIDUAL DEFENSE (press box stats)
OILERS – Leading Tackler: A. Smith 6-1-7, L. Lathon 6-1-7.
Sacks: None. Int.: R. Johnson 1. FF: B. Orlando 1, A. Smith 1. FR: None.
BRONCOS – Leading Tackler: C. Dimry 9-0-9, M. Brooks 7-2-9.
Sacks: None. Int.: S. Atwater 1. FF: None. FR: J. Davidson 1.

PLAYOFF SUMMARIES

AFC WILD CARD PLAYOFF GAME – 1992 Buffalo 41, Houston 38 (OT) January 3, 1993 • Rich Stadium

Warren Moon threw for 220 yards and four touchdowns in the first half as Houston jumped out to a 28-3 lead. Early in the third quarter, Oilers defensive back Bubba McDowell intercepted Frank Reich's first pass of the second half and returned it 58 yards for a touchdown as the Oilers took a commanding 32-point lead, 35-3. Then, Buffalo started the comeback, advancing 50 yards to score on Davis' 1-yard touchdown run to cut the deficit to 35-10. After a recovered onside kick by the Bills which led to a touchdown, and a 26-yard touchdown pass to wide receiver Andre Reed, the lead was trimmed to 35-24. On the Oilers' ensuing possession, Bills safety Henry Jones intercepted a pass from Moon which led to another touchdown pass from Reich to Reed. Kicker Al Del Greco attempted a field goal to increase the Oilers' lead, but the snap was fumbled. The Bills then scored on a 17-yard touchdown pass, taking the lead 38-35 with three minutes remaining in the game. A last minute drive ending in a 26-yard field goal from Del Greco would send the game into overtime. Early in overtime, Bills defensive back Nate Odomes intercepted a pass from Moon, setting up Steve Christie's 32-yard game-winning field goal.

Buffalo3	0	28	7	3	41
Houston7	21	7	3	0	38

TEAM	SCORING PLAY	QTR-LEFT
Oilers	H. Jeffries 3 pass from W. Moon (A. Del Greco kick)	1-5:51
Bills	S. Christie 36 field goal	1-1:24
Oilers	W. Slaughter 7 pass from W. Moon (A. Del Greco kick)	2-8:59
Oilers	C. Duncan 26 pass from W. Moon (A. Del Greco kick)	2-4:09
Oilers	H. Jeffries 27 pass from W. Moon (A. Del Greco kick)	2-0:14
Oilers	B. McDowell 58 INT return (A. Del Greco kick)	3-13:19
Bills	K. Davis 1 run (D. Christie, kick)	3-8:52
Bills	D. Beebe 38 pass from F. Reich (D. Christie, kick)	3-7:56
Bills	A. Reed 26 pass from F. Reich (D. Christie, kick)	3-4:21
Bills	A. Reed 18 pass from F. Reich (D. Christie, kick)	3-2:00
Bills	A. Reed 17 pass from F. Reich (D. Christie, kick)	4-3:08
Oilers	A. Del Greco 26 field goal	4-0:12
Bills	D. Christie 32 field goal	5-11:54

Missed FG: None
Attendance: 75,141

	Bills	Oilers
First downs	19	27
3rd-down conversion-att	8-15-53%	6-14-43%
4th-down conversion-att	2-3-67%	2-3-67%
Total yards	366	429
Rushing yards	98	82
Passing yards	268	347
Passes-comp.-int.	34-21-1	50-36-2
Punts-avg.	2-35	2-24.5
Punt return yards	0-0	1-7
Kickoff return yards	5-55	4-27
Fumbles-lost	0-0	2-0
Penalties-yards	4-30	4-30
Field goals made-att	2-2	1-1
Time of possession	25:27	37:39

RUSHING												
OILERS	Att	Yds	Lg	TD	BILLS	Att	Yds	Lg	TD			
W. Moon	2	7	5	0	T. Thomas	11	26	6	0			
L. White	19	75	14	0	K. Davis	13	68	35	1			
Montgomery	1	0	0	0	C. Gardner	1	5	5	0			
					F. Reich	1	-1	-1	0			
TOTALS	22	82	14	0	TOTALS	26	98	35	1			

PASSING												
OILERS	Att	Comp	Yds	TD	BILLS	Att	Comp	Yds	TD			
W. Moon	50	36	371	4-2	F. Reich	34	21	289	4-1			
TOTALS	50	36	371	4-2	TOTALS	34	21	289	4-1			

RECEIVING												
OILERS	Rec	Yds	Lg	TD	BILLS	Rec	Yds	Lg	TD			
C. Duncan	8	57	26	1	P. Metzelaars	3	43	2	0			
W. Slaughter	8	73	18	1	A. Reed	8	136	27	3			
H. Jeffries	8	98	32	2	T. Thomas	2	-3	1	0			
E. Givins	9	117	27	0	D. Beebe	4	64	38	1			
L. Harris	2	15	9	0	J. Lofton	2	24	18	0			
L. White	1	11	11	0	K. Davis	2	25	19	0			
TOTALS	36	371	32	4	TOTALS	21	289	38	4			

INDIVIDUAL DEFENSE (press box stats)
OILERS – Leading Tackler: A. Smith 4-3-7. **Sacks:** W. Fuller 2.0, S. Jones 1.0. **Int.:** B. McDowell 1. **FF:** None. **FR:** None.
BILLS – Leading Tackler: P. Hansen 10-0-10. **Sacks:** J. Wright 2.0, P. Hansen 1.0, D. Talley 1.0. **Int.:** H. Jones 1, N. Odomes 1. **FF:** D. Talley 1. **FR:** None.

AFC DIVISIONAL PLAYOFF GAME – 1993 Kansas City 28, Houston 20 January 16, 1994 • Astrodome

Joe Montana threw three second-half touchdown passes, including two just 54 seconds apart in the fourth quarter, to rally the Chiefs past the Oilers. Houston, which entered the game with an 11-game winning streak, jumped out to a 10-0 lead in the opening quarter and still led 13-7 after Al Del Greco's 43-yard field goal with 9:37 remaining in the fourth quarter. But Kansas City marched 71 yards in only 59 seconds, the key play a 38-yard pass interference penalty against Oilers cornerback Kris Dishman, to take the lead for the first time on Montana's 11-yard touchdown pass to J.J. Birden. On the next play from scrimmage, Chiefs linebacker Derrick Thomas sacked Warren Moon, forcing a fumble that defensive tackle Dan Saleaumua recovered at the Oilers' 12-yard line. On third down, Montana's 18-yard touchdown pass to Willie Davis put Kansas City ahead 21-13 with 7:44 left. Houston drove 80 yards to a touchdown to pull within one point with 3:45 to go, but Marcus Allen's 21-yard touchdown run at the 1:55 mark sealed the Oilers' fate.

Kansas City	...0	0	7	21	28
Houston10	0	0	10	20

TEAM	SCORING PLAY	QTR-LEFT
Oilers	A. Del Greco 49 field goal	1-11:10
Oilers	C. Brown 2 run (A. Del Greco kick)	1-1:59
Chiefs	K. Cash 7 pass from J. Montana (N. Lowery kick)	3-10:19
Oilers	A. Del Greco 43 field goal	4-9:37
Chiefs	J. Birden 11 pass from J. Montana (N. Lowery kick)	4-8:38
Chiefs	W. Davis 18 pass from J. Montana (N. Lowery kick)	4-7:44
Oilers	E. Givins 7 pass from W. Moon (A. Del Greco kick)	4-3:35
Chiefs	M. Allen 21 run (N. Lowery kick)	4-1:55

Missed FG: None
Attendance: 64,011

	Chiefs	Oilers
First downs	18	19
3rd-down conversion-att	6-12-50%	7-15-47%
4th-down conversion-att	0-1-0%	0-1-0%
Total yards	354	277
Rushing yards	71	39
Passing yards	283	238
Passes-comp.-int.	38-22-2	43-32-1
Punts-avg.	3-45	5-48.6
Punt return yards	4-44	1-12
Kickoff return yards	2-38	3-50
Fumbles-lost	0-0	7-2
Penalties-yards	7-51	3-63
Field goals made-att	0-0	2-2
Time of possession	24:18	35:42

RUSHING												
OILERS	Att	Yds	Lg	TD	CHIEFS	Att	Yds	Lg	TD			
W. Moon	3	22	17	0	M. Allen	14	74	21	1			
G. Brown	11	17	5	1	D. Kriegel	2	-2	-1	0			
					K. Anders	1	0	0	0			
					J. Montana	1	-1	-1	0			
TOTALS	14	39	17	1	TOTALS	18	71	21	1			

PASSING												
OILERS	Att	Comp	Yds	TD	CHIEFS	Att	Comp	Yds	TD			
W. Moon	43	32	306	1-1	J. Montana	38	22	299	3-2			
TOTALS	43	32	306	1-1	TOTALS	38	22	299	3-2			

RECEIVING												
OILERS	Rec	Yds	Lg	TD	CHIEFS	Rec	Yds	Lg	TD			
H. Jeffries	9	88	28	0	M. Allen	6	60	14	1			
E. Givins	7	63	15	1	W. Davis	5	96	36	1			
G. Wellman	6	80	30	0	K. Cash	4	80	41	1			
C. Duncan	6	49	14	0	T. Barnett	2	24	14	0			
G. Brown	4	26	12	0	T. McNair	2	9	9	0			
					M. Allen	1	12	12	0			
					J. Hayes	1	9	9	0			
					F. Jones	1	9	9	0			
TOTALS	32	306	30	1	TOTALS	22	299	41	3			

INDIVIDUAL DEFENSE (press box stats)
OILERS – Leading Tackler: B. Orlando 8-2-10. **Sacks:** W. Fuller 1.0, L. Lathon 1.0. **Int.:** S. Jackson 1, T. Hoage 1. **FF:** None. **FR:** None.
CHIEFS – Leading Tackler: A. Lewis 8-0-8, M. Bayless 6-2-8, C. Mincy 6-2-8. **Sacks:** A. Lewis 2.0, D. Thomas 2.0, B. Thompson 2.0, N. Smith 1.0, J. Phillips 1.0. **Int.:** C. Mincy 1. **FF:** None. **FR:** Saleaumua 1.

Front Office

Coaching Staff

Players

Rookies

2008 Season

Records

History

PLAYOFF HISTORY

Sidelines

AFC WILD CARD PLAYOFF GAME – 1999
Tennessee 22, Buffalo 16
January 8, 2000 • Adelphia Coliseum

One of the most memorable finishes in NFL playoff history gave the Titans the franchise's first playoff win since 1991, a 22-16 stunner over the visiting Buffalo Bills. After Steve Christie kicked a 41-yard field goal to give Buffalo a 16-15 lead with 16 seconds remaining, Kevin Dyson returned a Frank Wycheck lateral on the ensuing kickoff 75 yards for a touchdown with three seconds left in the game. The play, quickly dubbed as the "Music City Miracle," gave Tennessee a 22-16 lead that turned into a victory after Buffalo's last-ditch hopes for a matching return touchdown were thwarted. Eddie George paced Tennessee's offense with a 29-carry, 106-yard performance. The victory, in front of a franchise-record crowd at Adelphia Coliseum, allowed the franchise to advance to the AFC Divisional Playoffs for the first time since 1993. The Titans took a 12-0 lead into intermission, but the Bills stormed back behind two touchdowns from Antowain Smith that gave Buffalo a 13-12 lead with 11:08 remaining. Al Del Greco's 36-yard field goal gave the Titans a 15-13 lead with 1:48 remaining, setting up the game's final dramatic moments.

Buffalo0	0	7	9	16
Tennessee0	12	0	10	22

TEAM	SCORING PLAY	QTR	LEFT
Titans	R. Johnson sacked by J. Kearse for safety	2-11:19	
Titans	S. McNair 1 run (A. Del Greco, kick)	2-7:55	
Titans	A. Del Greco 40 field goal	2-0:00	
Bills	A. Smith 4 run (S. Christie, kick)	3-12:28	
Bills	A. Smith 1 run (Two-pt. attempt failed)	4-11:08	
Titans	A. Del Greco 36 field goal	4-1:48	
Bills	S. Christie 41 field goal	4-0:16	
Titans	K. Dyson 75 kickoff return (A. Del Greco, kick)	4-0:03	

Missed FG: A. Del Greco 43WV
Attendance: 66,782

	Bills	Titans
First downs	13	16
3rd-down conversion-att	5-13-38%	4-16-25%
4th-down conversion-att	0-0-0%	0-0-0%
Total Yards	219	194
Rushing yards	123	139
Passing yards	96	55
Passes-comp.-Int.	22-10-0	24-13-0
Punts-avg.	8-38.5	7-41
Punt return yards	3-10	6-32
Kickoff return yards	4-73	5-192
Fumbles-lost	2-2	2-1
Penalties-yards	10-59	2-12
Field goals made-att	1-2	2-2
Time of possession	24:54	35:06

RUSHING									
TITANS	Att	Yds	Lg	TD	BILLS	Att	Yds	Lg	TD
E. George	29	106	9	0	A. Smith	14	79	44	2
S. McNair	6	19	10	1	J. Linton	5	25	12	0
R. Thomas	4	14	13	0	T. Thomas	5	10	9	0
					R. Johnson	3	9	4	0
TOTALS	39	139	13	1	TOTALS	27	123	44	2

PASSING									
TITANS	Att	Comp	Yds	TD	BILLS	Att	Comp	Yds	TD
S. McNair	24	13	76	0-1	R. Johnson	22	10	131	0-0
TOTALS	24	13	76	0-1	TOTALS	22	10	131	0-0

RECEIVING									
TITANS	Rec	Yds	Lg	TD	BILLS	Rec	Yds	Lg	TD
F. Wycheck	4	29	14	0	P. Price	5	62	15	0
J. Harris	4	20	10	0	E. Moulds	3	62	37	0
E. George	2	4	3	0	S. Gash	1	6	6	0
C. Sanders	1	11	11	0	B. Collins	1	1	1	0
Y. Thigpen	1	8	8	0					
K. Dyson	1	4	4	0					
TOTALS	13	76	14	0	TOTALS	10	131	37	0

INDIVIDUAL DEFENSE (press box stats)
TITANS – Leading Tackler: B. Bishop 6-1-7.
Sacks: J. Kearse 2.0, J. Fisk 1.0, S. Rolle 1.0, J. Evans 1.0, K. Holmes 1.0. **Int.:** None. **FF:** J. Kearse 1. **FR:** B. Wortham 1.
BILLS – Leading Tackler: J. Holeczek 10-3-13. **Sacks:** B. Smith 2.5, P. Hansen 0.5. **Int.:** A. Winfield 1. **FF:** K. Schulz 1. **FR:** P. Hansen 1.

AFC DIVISIONAL PLAYOFF GAME – 1999
Tennessee 19, Indianapolis 16
January 16, 2000 • RCA Dome

Eddie George ran for a franchise play-off-record 162 yards and a touchdown as the Tennessee Titans advanced to their first AFC Championship Game since 1979 with a 19-16 victory over the Indianapolis Colts at the RCA Dome. George's 68-yard touchdown run on the first drive of the third quarter gave the Titans the lead for good, and Tennessee's defense held rookie standout Edgerrin James to only 56 yards rushing on 20 carries. Al Del Greco set franchise post-season records for field goals in a game and a career, kicking two of his four field goals in each half to give him 11 for his career. Indiana native Blaine Bishop led the inspired Tennessee defense with 11 tackles and two passes defended, and the defensive unit as a whole held Peyton Manning in check, with the second-year signal caller completing only 19 of 43 passes for 227 yards in the loss. The Colts pulled within three points with 1:51 remaining on Manning's 15-yard TD run, but Yancey Thigpen sealed Tennessee's victory by recovering Danny Knight's ensuing onside kick.

Indianapolis	...3	6	0	7	16
Tennessee	...0	6	7	6	19

TEAM	SCORING PLAY	QTR	LEFT
Colts	M. Vanderjagt 40 field goal	1-7:13	
Titans	A. Del Greco 49 field goal	2-14:56	
Colts	M. Vanderjagt 40 field goal	2-5:38	
Titans	A. De lGreco 37 field goal	2-3:15	
Colts	M.Vanderjagt 34 field goal	2-0:01	
Titans	E. George 68 run (A. Del Greco, kick)	3-13:19	
Titans	A. Del Greco 25 field goal	4-12:57	
Titans	A. Del Greco 43 field goal	4-4:19	
Colts	P. Manning 15 run (M. Vanderjagt, kick)	4-1:51	

Missed FG: None
Attendance: 57,097

	Colts	Titans
First downs	19	13
3rd-down conversion-att	5-15-33%	3-14-21%
4th-down conversion-att	0-1-0%	0-0-0%
Total yards	305	309
Rushing yards	78	197
Passing yards	227	112
Passes-comp.-Int.	43-19-0	24-13-0
Punts-avg.	7-48.6	5-52
Punt return yards	2-24	3-49
Kickoff return yards	6-87	2-47
Fumbles-lost	1-0	1-1
Penalties-yards	7-60	9-78
Field goals made-att	3-3	4-4
Time of possession	28:55	31:05

RUSHING									
TITANS	Att	Yds	Lg	TD	COLTS	Att	Yds	Lg	TD
E. George	26	162	68	1	E. James	20	56	14	0
S. McNair	7	35	29	0	P. Manning	2	22	15	1
TOTALS	33	197	68	1	TOTALS	22	78	15	1

PASSING									
TITANS	Att	Comp	Yds	TD	COLTS	Att	Comp	Yds	TD
S. McNair	24	13	112	0-0	P. Manning	43	19	227	0-0
TOTALS	24	13	112	0-0	TOTALS	43	19	227	0-0

RECEIVING									
TITANS	Rec	Yds	Lg	TD	COLTS	Rec	Yds	Lg	TD
Y. Thigpen	3	19	7	0	M. Harrison	5	65	25	0
F. Wycheck	3	16	6	0	J. Pathon	5	44	13	0
E. George	3	14	6	0	T. Wilkins	4	55	23	0
C. Sanders	2	38	26	0	K. Dilger	2	12	7	0
K. Dyson	2	25	15	0	E.G. Green	1	33	33	0
					M. Pollard	1	10	10	0
					E. James	1	8	8	0
TOTALS	13	112	26	0	TOTALS	19	227	33	0

INDIVIDUAL DEFENSE (press box stats)
TITANS – Leading Tackler: B. Bishop 6-1-7. **Sacks:** None.
Int.: None. **FF:** D. Sidney 1. **FR:** None.
COLTS – Leading Tackler: M. Barber 9-1-10. **Sacks:** None.
Int.: None. **FF:** None. **FR:** M. Thomas 1.

Front Office

Coaching Staff

Players

Rookies

2008 Season

Records

History

FLAVOR HISTORY

Sidelines

PLAYOFF SUMMARIES

Front Office

Coaching Staff

Players

Rookies

2008 Season

Records

History

PLAYOFF HISTORY

Sidelines

AFC CHAMPIONSHIP GAME – 1999 Tennessee 33, Jacksonville 14 January 23, 2000 • Alltel Stadium

The Titans advanced to the Super Bowl for the first time in franchise history by defeating the Jacksonville Jaguars for the third time in the same season, 33-14, at Alltel Stadium. Steve McNair ran for 91 yards and two second-half touchdowns, combining with Eddie George for 177 yards rushing on the afternoon. The Titans' defense turned in a dominant performance, forcing six Jacksonville turnovers, including two fumbles and two interceptions from Mark Brunell. Jacksonville led 14-7 on a 33-yard TD run by James Stewart. But the Titans then scored 26 unanswered points, including an Al Del Greco 34-yard field goal that cut the Jaguar lead to 14-10 at halftime. McNair scored on a 1-yard run with 9:24 remaining in the third quarter, and after Mark Brunell was dropped for a safety, Derrick Mason ran the ensuing free kick 80 yards for a touchdown. McNair scored his second touchdown of the game with seven minutes remaining, sealing the 33-14 outcome. The win gave the Titans their first AFC Championship since the AFL-NFL merger, and advanced them to Super Bowl XXXIV against St. Louis.

Jacksonville	... 7	7	0	0	14
Tennessee	... 7	3	16	7	33

TEAM	SCORING PLAY	QTR-LEFT
Jaguars	K. Brady 7 pass from M. Brunell (M. Hollis, kick)	1-11:20
Titans	Y. Thigpen 9 pass from S. McNair (Del Greco kick)	1-5:30
Jaguars	J. Stewart 33 run (M. Hollis, kick)	2-4:36
Titans	A. Del Greco 34 field goal	2-0:20
Titans	S. McNair 1 run (Del Greco, kick)	3-9:24
Titans	M. Brunell sacked by J. Evans & J. Fisk for safety	3-5:13
Titans	D. Mason 80 kickoff return (Del Greco, kick)	3-4:56
Titans	S. McNair 1 run (Del Greco, kick)	4-6:59

Missed FG: None
Attendance: 75,206

	Jaguars	Titans
First downs	20	17
3rd-down conversion-att	3-10-30%	3-10-30%
4th-down conversion-att	0-2-0%	0-0-0%
Total yards	360	289
Rushing yards	144	177
Passing yards	216	112
Passes-comp.-Int.	38-19-2	23-14-1
Punts-avg.	3-45.3	5-39.8
Punt return yards	3-2	2-14
Kickoff return yards	6-80	4-174
Fumbles-lost	5-4	5-3
Penalties-yards	9-100	5-39
Field goals made-att	0-0	1-1
Time of possession	28:24	31:36

RUSHING											
TITANS	Att	Yds	Lg	TD	JAGUARS	Att	Yds	Lg	TD		
S. McNair	9	91	51	2	F. Taylor	19	110	31	0		
E. George	25	86	20	0	J. Stewart	3	35	33	1		
					M. Brunell	1	-1	-1	0		
TOTALS	34	177	51	2	TOTALS	23	144	33	1		

PASSING											
TITANS	Att	Comp	Yds	TD-I	JAGUARS	Att	Comp	Yds	TD-I		
S. McNair	23	14	112	1-1	M. Brunell	38	19	226	1-2		
TOTALS	23	14	112	1-1	TOTALS	38	19	226	1-2		

RECEIVING											
TITANS	Rec	Yds	Lg	TD	JAGUARS	Rec	Yds	Lg	TD		
J. Harris	3	33	15	0	K. McCardell	6	67	18	0		
E. George	3	19	15	0	J. Smith	5	92	37	0		
I. Byrd	2	19	11	0	K. Brady	5	44	17	1		
Y. Thigpen	2	16	9	1	F. Taylor	2	16	9	0		
F. Wycheck	2	12	9	0	D. Jones	1	7	7	0		
K. Dyson	1	12	1	0							
L. Neal	1	1	1	0							
TOTALS	14	112	15	1	TOTALS	19	226	37	1		

INDIVIDUAL DEFENSE (press box stats)

TITANS – Leading Tackler: E. Robinson 6-1-7.
Sacks: B. Bishop 1.0, K. Holmes 1.0, J. Evans 0.5, J. Fisk 0.5.
Int.: M. Robertson 1, D. Mitchell 1, FF: E. Robinson 2, B. Bishop 1, K. Holmes 1, FR: D. Walker 1, J. Kearse 1, J. Fisk 1.
JAGUARS – Leading Tackler: K. Hardy 6-4-10.
Sacks: T. Brackens 1.0, Int.: F. Bryant 1, FF: T. Brackens 1, L. Marts 1, K. Hardy 1, FR: L. Marts 1, T. Brackens 1.

SUPER BOWL XXXIV – 1999 St. Louis 23, Tennessee 16 January 30, 2000 • Georgia Dome

The Titans' magical season ended at the Georgia Dome, as receiver Kevin Dyson was stopped just short of the goal line on the game's last play by Rams linebacker Mike Jones in a 23-16 St. Louis victory. The play ended an inspired two-minute drive led by Steve McNair, who broke Super Bowl records for rushing yards by a quarterback in both one game and one play for the Titans. The Rams held a 9-0 lead at halftime, extending their lead to 16-0 on a nine yard TD reception by Torry Holt with 7:20 left in the third quarter. The Titans charged back on two touchdowns runs by Eddie George, and tied the score at 16 on a 43-yard Al Del Greco field goal with 2:12 remaining. On the first play of the ensuing drive, Isaac Bruce broke free and scored on a 73-yard touchdown pass from Kurt Warner, giving the Rams a seven-point advantage. McNair then led a 12-play, 87-yard drive that culminated in the completion to Dyson. McNair's prolific day included 64 yards rushing. George, meanwhile, rushed for 95 yards to become the Titans' career playoff rushing leader.

St. Louis 3	6	7	7	23
Tennessee	... 0	0	6	10	16

TEAM	SCORING PLAY	QTR-LEFT
Rams	J. Wilkins 27 yd. field goal	1-3:00
Rams	J. Wilkins 29 yd. field goal	2-4:16
Rams	J. Wilkins 28 yd. field goal	2-0:15
Rams	T. Holt 9 yd. pass from K. Warner (J. Wilkins, kick)	3-7:20
Titans	E. George 1 yd. run (two-pt. attempt failed)	3-0:14
Titans	E. George 2 yd. run (Del Greco, kick)	4-7:21
Titans	Del Greco 43 yd. field goal	4-2:12
Rams	I. Bruce 73 yd. pass from K. Warner (J. Wilkins, kick)	4-1:54

Missed FG: J. Wilkins 34WR, A. Del Greco 47WL, 47B
Attendance: 72,625

	Rams	Titans
First downs	23	27
3rd-down conversion-att	5-12-42%	6-13-46%
4th-down conversion-att	0-1-0%	1-1-100%
Total yards	436	367
Rushing yards	29	159
Passing yards	407	208
Passes-comp.-Int.	45-24-0	36-22-0
Punts-avg.	2-38.2	3-43
Punt return yards	2-8	1-1
Kickoff return yards	4-55	5-122
Fumbles-lost	2-0	2-0
Penalties-yards	8-60	7-45
Field goals made-att	3-4	1-3
Time of possession	23:34	36:26

RUSHING											
TITANS	Att	Yds	Lg	TD	RAMS	Att	Yds	Lg	TD		
E. George	28	95	13	2	M. Faulk	10	17	4	0		
S. McNair	8	64	23	0	R. Holcombe	1	11	11	0		
					K. Warner	1	1	1	0		
					M. Horan	1	0	0	0		
TOTALS	36	159	23	2	TOTALS	13	29	11	0		

PASSING											
TITANS	Att	Comp	Yds	TD-I	RAMS	Att	Comp	Yds	TD-I		
S. McNair	36	22	214	0-0	K. Warner	45	24	414	2-0		
TOTALS	36	22	214	0-0	TOTALS	45	24	414	2-0		

RECEIVING											
TITANS	Rec	Yds	Lg	TD	RAMS	Rec	Yds	Lg	TD		
J. Harris	7	64	21	0	T. Holt	7	109	32	0		
F. Wycheck	5	35	13	0	I. Bruce	6	162	73	1		
K. Dyson	4	41	16	0	M. Faulk	5	90	52	0		
E. George	2	35	32	0	A. Hakim	1	17	17	0		
I. Byrd	2	21	21	0	E. Conwell	1	16	16	0		
D. Mason	2	18	9	0	R. Proehl	1	11	11	0		
					R. Williams	1	9	9	0		
					R. Holcombe	1	1	1	0		
					F. Miller	1	-1	-1	0		
TOTALS	22	214	32	0	TOTALS	24	414	73	2		

INDIVIDUAL DEFENSE (press box stats)

TITANS – Leading Tackler: B. Bishop 4-1-5, A. Dorsett 1-4-5.
Sacks: J. Fisk 1.0, Int.: None, FF: None, FR: None.
RAMS – Leading Tackler: B. Jenkins 9-3-12.
Sacks: K. Carter 1. Int.: None, FF: B. Jenkins 1, FR: None.

AFC DIVISIONAL PLAYOFF GAME – 2000
 Baltimore 24, Tennessee 10
 January 7, 2001 • Adelphia Coliseum

The Baltimore Ravens used big plays on defense and special teams to advance to the AFC Championship Game with a 24-10 victory over the Tennessee Titans at Adelphia Coliseum. Anthony Mitchell returned a blocked Al Del Greco field goal attempt 90 yards for a touchdown to break a 10-10 tie, and NFL Defensive Player of the Year Ray Lewis returned an interception 50 yards for a touchdown to seal Baltimore's win with 6:41 remaining in the fourth quarter. The Titans took control of the game early, as Eddie George capped off an opening drive that spanned 11 plays and 58 yards with a two-yard touchdown run. Regardless of the final score, it was a dominant performance by the Tennessee defense, as they held the Ravens to six first downs, 134 total yards, and only five completions by Baltimore quarterback Trent Dilfer. Offensively, the Titans dominated Baltimore in first downs (23 to 6), rushing yards (126 to 49) and passing yards (191 to 85), but Baltimore's big plays were ultimately too much to overcome. The loss ended the Titans' reign as AFC Champions and their season at 13-4.

Baltimore0	7	3	14	24
Tennessee7	0	3	0	10

TEAM	SCORING PLAY	QTR	LEFT
Titans	E. George 2 run (A. Del Greco, kick)	1	7-43
Ravens	Ja. Lewis 1 run (M. Stover, kick)	2	9-46
Titans	A. Del Greco 21 field goal	3	8-14
Ravens	M. Stover 38 field goal	3	3-05
Ravens	A. Mitchell 90 field goal return (M. Stover, kick)	4	12-12
Ravens	R. Lewis 50 interception return (M. Stover, kick)	4	6-41

Missed FG: A. Del Greco 45B, 31LU, 37B
Attendance: 68,527

	Ravens	Titans
First downs	6	23
3rd-down conversion-att	2-11-18%	5-16-31%
4th-down conversion-att	0-0-0%	0-2-0%
Total yards	134	317
Rushing yards	49	126
Passing yards	85	191
Passes-comp.-Int.	17-5-0	47-25-1
Punts-avg.	8-27.6	5-37.8
Punt return yards	1-4	2-5
Kickoff return yards	3-69	4-55
Fumbles-lost	0-0	0-0
Penalties-yards	7-50	6-55
Field goals made-att	1-1	1-4
Time of possession	19:31	40:29

RUSHING									
TITANS	Att	Yds	Lg	TD	RAVENS	Att	Yds	Lg	TD
E. George	27	91	15	1	Ja. Lewis	17	47	14	1
S. McNair	5	31	11	0	T. Diller	4	1	4	0
R. Thomas	1	4	4	0	Je. Lewis	1	1	1	0
					S. Gash	1	0	0	0
TOTALS	33	126	15	1	TOTALS	23	49	14	1

PASSING									
TITANS	Att	Comp	Yds	TD-I	RAVENS	Att	Comp	Yds	TD-I
S. McNair	46	24	176	0-1	T. Diller	16	5	117	0-0
N. O'Donnell	1	1	19	0-0	T. Banks	1	0	0	0-0
TOTALS	47	25	195	0-1	TOTALS	17	5	117	0-0

RECEIVING									
TITANS	Rec	Yds	Lg	TD	RAVENS	Rec	Yds	Lg	TD
E. George	8	5	10	0	Q. Ismail	3	53	33	0
D. Mason	7	88	19	0	S. Sharpe	1	56	56	0
F. Wycheck	5	31	13	0	B. Stokley	1	8	8	0
Y. Thigpen	3	25	11	0					
E. Kinney	1	9	9	0					
S. McNair	1	-10	-10	0					
TOTALS	25	195	19	0	TOTALS	5	117	56	0

INDIVIDUAL DEFENSE (press box stats)
TITANS – Leading Tackler: R. Godfrey 7-2-9.
Sacks: R. Godfrey 1.0, J. Fisk 1.0, H. Ford 1.0. **Int.:** None. **FF:** None. **FR:** None.
RAVENS – Leading Tackler: R. Lewis 9-3-12.
Sacks: S. Adams 1.0. **Int.:** R. Lewis 1. **FF:** None. **FR:** None.

AFC DIVISIONAL PLAYOFF GAME – 2002
 Tennessee 34, Pittsburgh 31 (OT)
 January 11, 2003 • Adelphia Coliseum

Joe Nedney got a chance for redemption and made a 26-yard field goal 2:15 into overtime that gave the Titans a bruising 34-31 playoff victory over the Pittsburgh Steelers. The kick was the result of a penalty on the previous play by cornerback Dewayne Washington. He drew a 5-yard flag for running into Nedney, giving the kicker another chance after he hooked a 31-yard attempt wide right. Titans quarterback Steve McNair passed for 338 yards and two touchdowns in the game, while tight end Frank Wycheck set a career high with 123 yards on 10 receptions. The Titans scored the game's first 14 points on McNair and Eddie George runs before the Steelers responded with 20 unanswered points. Wycheck and Erron Kinney each caught touchdown passes in the second half. Nedney's game-winner gave the Titans their first victory in four playoff games against Pittsburgh and propelled them into the AFC Championship Game at Oakland.

Pittsburgh0	13	7	11	0	31
Tennessee	..14	0	14	3	3	34

TEAM	SCORING PLAY	QTR	LEFT
Titans	S. McNair 8 run (J. Nedney, kick)	1	11-01
Titans	E. George 1 run (J. Nedney, kick)	1	0-17
Steelers	H. Ward 8 pass from T. Maddox (J. Reed, kick)	2	9-29
Steelers	J. Reed 30 field goal	2	6-47
Steelers	J. Reed 39 field goal	2	0-00
Steelers	A. Zereoue 31 run (J. Reed, kick)	3	14-37
Titans	F. Wycheck 7 pass from S. McNair (Nedney, kick)	3	9-37
Titans	E. Kinney 2 pass from S. McNair (Nedney, kick)	3	3-38
Steelers	H. Ward 21 pass from T. Maddox (Ward-Burress pass)	4	10-09
Steelers	J. Reed 40 yd. field goal	4	8-30
Titans	J. Nedney 42 yd. field goal	4	4-50
Titans	J. Nedney 26 yd. field goal	4	5-12:45

Missed FG: J. Reed 44WL, J. Nedney 48WR
Attendance: 68,809

	Steelers	Titans
First downs	21	29
3rd-down conversion-att	4-14-29%	12-18-67%
4th-down conversion-att	0-0-0%	1-1-100%
Total yards	324	430
Rushing yards	67	99
Passing yards	257	331
Passes-comp.-Int.	42-21-1	45-27-2
Punts-avg.	6-31.8	4-28.8
Punt return yards	2-14	1-9
Kickoff return yards	6-138	7-116
Fumbles-lost	0-0	2-2
Penalties-yards	6-41	8-92
Field goals made-att	3-4	2-3
Time of possession	24:43	37:32

RUSHING									
TITANS	Att	Yds	Lg	TD	STEELERS	Att	Yds	Lg	TD
E. George	15	33	9	1	A. Zereoue	14	49	31	1
S. McNair	8	29	8	1	A. Randle	1	11	11	0
D. Mason	2	20	16	0	J. Bettis	3	6	4	0
R. Holcombe	11	17	11	0	H. Ward	2	1	1	0
TOTALS	36	99	16	2	TOTALS	20	67	31	1

PASSING									
TITANS	Att	Comp	Yds	TD-I	STEELERS	Att	Comp	Yds	TD-I
S. McNair	44	27	338	2-2	T. Maddox	41	21	266	2-1
N. O'Donnell	1	0	0	0-0	A. Randle	1	0	0	0-0
TOTALS	45	27	338	2-2	TOTALS	42	21	266	2-1

RECEIVING									
TITANS	Rec	Yds	Lg	TD	STEELERS	Rec	Yds	Lg	TD
F. Wycheck	10	123	39	1	H. Ward	7	82	21	2
D. Bennett	7	85	20	0	A. Randle	4	53	30	0
D. Mason	5	47	18	0	T. Mathis	3	40	22	0
J. McCareins	2	53	31	0	P. Burress	2	62	40	0
E. Kinney	2	20	18	1	D. Kraidler	2	14	8	0
R. Holcombe	1	10	10	0	A. Zereoue	2	10	6	0
					C. Mafafala	1	5	5	0
TOTALS	27	338	39	2	TOTALS	21	266	40	2

INDIVIDUAL DEFENSE (press box stats)
TITANS – Leading Tackler: K. Bulluck 5-4-9.
Sacks: D. Mitchell 1.0. **Int.:** S. Rolle 1. **FF:** None. **FR:** None.
STEELERS – Leading Tackler: L. Flowers 9-2-11,
 L. Foote 7-4-11. **Sacks:** K. Von Oelhoffen 1.0. **Int.:** D. Townsend 1,
 C. Scott 1. **FF:** C. Hampton 1. **FR:** L. Flowers 1, A. Smith 1.

PLAYOFF SUMMARIES

Front Office

Coaching Staff

Players

Rookies

2008 Season

Records

History

PLAYOFF HISTORY

Sidelines

AFC CHAMPIONSHIP GAME – 2002

Oakland 41, Tennessee 24

January 19, 2003 • Network Associates Stadium

The Raiders scored 14 unanswered points in the fourth quarter, closing out the Titans 41-24 to advance to Super Bowl XXXVII against Tampa Bay. Steve McNair's second rushing touchdown of the game pulled Tennessee within 27-24 at the end of the third quarter, but Rich Gannon scored on a 2-yard run and Zack Crockett added a 7-yard scoring run, ending a drive that consumed 6:29 on the clock late in the contest. The game's momentum changed before halftime when Oakland turned back-to-back fumbles by Tennessee into 10 points to close out the first half, taking a 24-17 lead at intermission. The Titans had scored 10 unanswered points to take their first lead of the game, 17-14, on McNair's 9-yard rushing touchdown. But a fumble by Robert Holcombe turned into a 1-yard touchdown pass from Gannon to Doug Jolley two plays later. Then John Simon fumbled the ensuing kickoff which Sebastian Janikowski turned into a 43-yard field goal as time expired at intermission.

Tennessee	...	7	10	7	0	24
Oakland	...	14	10	3	14	41

TEAM	SCORING PLAY	QTR-LEFT
Raiders	J. Porter 3 pass from R. Gannon (Janikowski, kick)	1-10:59
Titans	D. Bennett 33 pass from S. McNair (Nedhey, kick)	1-5:59
Raiders	C. Garner 12 pass from R. Gannon (S. Janikowski, kick)	1-2:47
Titans	J. Nedhey 29 field goal	2-12:39
Titans	S. McNair 9 run (Nedhey, kick)	2-2:47
Raiders	S. Jolley 1 pass from R. Gannon (Janikowski, kick)	2-1:00
Raiders	S. Janikowski 43 field goal	2-0:00
Raiders	S. Janikowski 32 field goal	3-4:29
Titans	S. McNair 13 run (C. Hentrich, kick)	3-0:31
Raiders	R. Gannon 2 run (Janikowski, kick)	4-11:27
Raiders	Z. Crockett 7 run (Janikowski, kick)	4-3:25

Missed FG: None
Attendance: 62,544

	Raiders	Titans
First downs	25	28
3rd-down conversion-att	4-9-44%	6-12-50%
4th-down conversion-att	0-0-0%	0-2-0%
Total yards	375	312
Rushing yards	89	138
Passing yards	286	174
Passes-comp.-Int.	41-29-0	36-21-0
Punts-avg.	3-40	3-32.0
Punt return yards	0-0	1-11
Kickoff return yards	5-143	7-131
Fumbles-lost	3-1	2-2
Penalties-yards	14-127	7-60
Field goals made-att	2-2	1-1
Time of possession	26:25	33:35

RUSHING									
TITANS	Att	Yds	Lg	TD	RAIDERS	Att	Yds	Lg	TD
E. George	15	67	17	0	R. Gannon	8	41	14	1
S. McNair	5	53	16	2	C. Garner	7	36	18	0
R. Holcombe	9	24	7	0	Z. Crockett	1	7	7	1
C. Hentrich	1	-6	-6	0	T. Wheatley	1	5	5	0
TOTALS	30	138	17	2	TOTALS	17	89	18	2

PASSING									
TITANS	Att	Comp	Yds	TD-I	RAIDERS	Att	Comp	Yds	TD-I
S. McNair	36	21	194	1-3	R. Gannon	41	29	286	3-0
TOTALS	36	21	194	1-3	TOTALS	41	29	286	3-0

RECEIVING									
TITANS	Rec	Yds	Lg	TD	RAIDERS	Rec	Yds	Lg	TD
D. Mason	5	41	14	0	T. Brown	9	73	14	0
R. Holcombe	5	25	9	0	C. Garner	7	55	17	1
F. Wycheck	4	41	18	0	J. Rice	5	79	29	0
D. Bennett	3	58	33	1	J. Porter	4	52	31	1
E. Kinney	2	15	14	0	D. Jolley	3	13	7	1
E. George	1	9	9	0	J. Ritchie	1	14	14	0
E. Berlin	1	5	5	0					
TOTALS	21	194	33	1	TOTALS	29	286	31	3

INDIVIDUAL DEFENSE (press box stats)

TITANS – Leading Tackler: D. Mitchell 7-1-8. **Sacks:** None.
Int.: None. **FF:** T. Williams 1, K. Carter 1, FR: S. Rolle 1.
RAIDERS – Leading Tackler: E. Barton 7-1-8.
C. Woodson 5-3-8. **Sacks:** N. Harris 1, J. Parrella 1. **Int.:** None.
FF: E. Barton 1. **FR:** A. Dorsett 1.

AFC WILD CARD PLAYOFF GAME – 2003

Tennessee 20, Baltimore 17

January 3, 2004 – M&T Bank Stadium

NFL career scoring leader Gary Anderson kicked a 46-yard field goal with 29 seconds left after a courageous effort by a limping Steve McNair, giving the Titans a 20-17 victory in the first-round AFC Wild Card playoff game. McNair, named the league's co-MVP just 24 hours before kickoff, engineered an eight-play, 35-yard drive to set up the winning kick, and Eddie George finished with 88 yards on 25 carries, despite playing with a dislocated shoulder in the second half. In the process, Tennessee snapped a five-game losing streak against the Ravens. The Titans held 2003 NFL rushing champion Jamal Lewis to a season-low 35 yards. The Titans got the better of Ravens linebacker Ray Lewis, the AP NFL Defensive Player of the Year. George ran repeatedly at him all game, dispelling any myth that Lewis owned the 1-on-1 battle. The Titans took a 14-10 lead in the third quarter when McNair threw a 49-yard touchdown pass to Justin McCareins. Tennessee took a 7-0 lead in the first quarter on Chris Brown's first career touchdown from six yards out. The Titans held Lewis to 12 yards rushing on seven carries in the first half and outgained Baltimore 108-15 in the first quarter.

Tennessee	...	7	0	7	6	20
Baltimore	...	7	3	0	7	17

TEAM	SCORING PLAY	QTR-LEFT
Titans	C. Brown 6 run (G. Anderson, kick)	1-8:54
Ravens	W. Demps 56 interception return (M. Stover, kick)	1-6:12
Ravens	M. Stover 43 field goal	2-1:55
Titans	J. McCareins 49 pass from S. McNair (G. Anderson, kick)	3-7:59
Ravens	G. Anderson 45 field goal	4-9:13
Titans	T. Heap 35 pass from A. Wright (M. Stover, kick)	4-4:30
Ravens	G. Anderson 46 field goal	4-0:29

Missed FG: None
Attendance: 69,452

	Ravens	Titans
First downs	12	16
3rd-down conversion-att	3-12-25%	6-15-40%
4th-down conversion-att	0-0-0%	0-0-0%
Total yards	255	324
Rushing yards	54	165
Passing yards	201	159
Passes-comp.-Int.	37-20-2	23-14-3
Punts-avg.	8-48.8	6-44.7
Punt return yards	2-2	6-70
Kickoff return yards	4-79	4-61
Fumbles-lost	1-0	0-0
Penalties-yards	8-70	6-55
Field goals made-att	1-1	2-2
Time of possession	24:52	35:08

RUSHING									
TITANS	Att	Yds	Lg	TD	RAVENS	Att	Yds	Lg	TD
E. George	25	88	13	0	J. Lewis	14	35	8	0
C. Brown	11	61	16	1	A. Wright	2	19	11	0
S. McNair	4	16	9	0					
TOTALS	40	165	16	1	TOTALS	16	54	11	0

PASSING									
TITANS	Att	Comp	Yds	TD-I	RAVENS	Att	Comp	Yds	TD-I
S. McNair	23	14	159	1-3	A. Wright	37	20	214	1-2
TOTALS	23	12	159	1-3	TOTALS	37	20	214	1-2

RECEIVING									
TITANS	Rec	Yds	Lg	TD	RAVENS	Rec	Yds	Lg	TD
D. Mason	3	28	12	0	T. Taylor	7	82	30	0
J. McCareins	2	62	49	1	T. Heap	6	80	35	1
F. Wycheck	2	17	14	0	C. Taylor	2	19	16	0
E. Kinney	2	12	6	0	T. Jones	2	16	9	0
E. George	2	9	6	0	J. Lewis	2	4	6	0
D. Bennett	1	17	17	0	M. Robinson	1	13	13	0
T. Calico	1	12	12	0					
C. Brown	1	2	2	0					
TOTALS	14	159	49	1	TOTALS	20	214	35	1

INDIVIDUAL DEFENSE (press box stats)

TITANS – Leading Tackler: K. Bulluck 8-0-8.
Sacks: A. Haynesworth 1.0, K. Carter 1. **Int.:** S. Rolle 1, A. Dyson 1.
FF: None. **FR:** None.
RAVENS – Leading Tackler: R. Lewis 11-6-17. **Sacks:** None.
Int.: W. Demps 1, C. McAllister 1, E. Reed 1. **FF:** None. **FR:** None.

AFC DIVISIONAL PLAYOFF GAME – 2003
New England 17, Tennessee 14
January 10, 2004 – Gillette Stadium

NFL co-MVP Steve McNair almost single-handedly took Tennessee downfield in the final minutes. But the man playing with a cracked bone spur in his left ankle saw his final pass fall in and out of the hands of Drew Bennett with 1:45 remaining in a 17-14 playoff loss to the eventual Super Bowl champion New England Patriots. The Titans (13-5) were trying to return to the AFC Championship for the third time in five seasons, and McNair nearly got them there. He tied the game with an 11-yard touchdown pass to Derrick Mason in the third quarter on a drive in which he was a perfect five of five for 59 yards. But the Titans came up just short on the final drive that included a pair of controversial calls against Tennessee. The game-time temperature at kickoff was four degrees with a wind-chill of minus 10. Winds were blowing at 10 mph. It marked the coldest game in both Patriots and Titans history. Rookie running back Chris Brown scored his second career touchdown – and second of the post-season – when he crossed the end zone from five yards out to tie the game at 7 in the first quarter.

Tennessee	. . . 7	0	7	0	14
New England	. . 7	7	0	3	17

TEAM	SCORING PLAY	QTR-LEFT
Patriots	B. Johnson 41 pass from T. Brady (Vinatieri,kick)	1-10:59
Titans	C. Brown 5 run (G. Anderson, kick)	1-7:31
Patriots	A. Smith 1 run (A. Vinatieri, kick)	2-13:46
Titans	D. Mason 11 pass from S. McNair (G. Anderson, kick)	3-4:14
Patriots	A. Vinatieri 46 yd. field goal	4-4:06

Missed FG: G. Anderson 31B, A. Vinatieri 44WL
Attendance: 68,436

	Patriots	Titans
First downs	18	16
3rd-down conversion-att	7-16-44%	7-13-54%
4th-down conversion-att	2-3-67%	0-1-0%
Total yards	297	284
Rushing yards	96	84
Passing yards	201	200
Passes-comp.-Int.	41-21-0	26-18-1
Punts-avg.	4-27.0	4-34.0
Punt return yards	1-9	0-0
Kickoff return yards	3-48	4-92
Fumbles-lost	1-1	0-0
Penalties-yards	2-14	9-55
Field goals made-att	1-2	0-1
Time of possession	28:02	31:58

RUSHING

TITANS	Att	Yds	Lg	TD	PATRIOTS	Att	Yds	Lg	TD
E. George	16	48	9	0	A. Smith	16	69	17	1
C. Brown	7	35	13	1	K. Faulk	5	22	8	0
S. McNair	2	11	12	0	T. Brady	5	5	5	0
F. Wycheck	1	-10	-10	0	L. Centers	1	0	0	0
TOTALS	26	84	13	1	TOTALS	27	96	17	1

PASSING

TITANS	Att	Comp	Yds	TD-I	PATRIOTS	Att	Comp	Yds	TD-I
S. McNair	26	18	210	1-1	T. Brady	41	21	201	1-0
TOTALS	26	18	210	1-1	TOTALS	41	21	201	1-0

RECEIVING

TITANS	Rec	Yds	Lg	TD	PATRIOTS	Rec	Yds	Lg	TD
D. Mason	7	90	28	1	D. Givens	4	26	8	0
D. Bennett	3	48	24	0	C. Fauria	3	42	19	0
J. McCareins	2	21	11	0	K. Faulk	3	31	19	0
F. Wycheck	2	9	6	0	D. Branch	3	10	6	0
E. George	2	7	4	0	B. Johnson	2	55	41	1
T. Calico	1	30	30	0	T. Brown	2	11	7	0
E. Kinney	1	5	5	0	A. Smith	1	1	1	0
					L. Centers	1	4	4	0
					D. Ward	1	22	22	0
					A. Smith	1	-1	-1	0
					D. Graham	1	-1	-1	0
TOTALS	18	210	30	1	TOTALS	21	201	41	1

INDIVIDUAL DEFENSE (press box stats)

TITANS – Leading Tackler: P. Simon 9-3-12. **Sacks:** None .
Int.: None. **FF:** K. Carter 1. **FR:** C. Hall 1.
PATRIOTS – Leading Tackler: T. Bruschi 5-4-9.
Sacks: W. McGinest 2.0, M. Vrabel 1.0. **Int.:** R. Harrison 1. **FF:** None.
FR: None.

AFC WILD CARD – 2007
Chargers 17, Titans 6
January 6, 2008 – Qualcomm Stadium

A pair of Rob Bironas field goals and a defense that held San Diego to 94 first-half yards enabled the Titans to take a 6-0 halftime lead in their first playoff game in four years. But San Diego scored 17 unanswered points in the second half, exploding for 256 yards, in a 17-6 victory at Qualcomm Stadium. Running back LaDainian Tomlinson was held to 42 yards, but got to celebrate the first playoff victory in three tries in his brilliant career. The Titans bottled up Tomlinson, the two-time NFL rushing champion, and dared quarterback Philip Rivers to beat them. The second-year starter did just that, throwing a 25-yard touchdown pass to Vincent Jackson late in the third quarter that gave San Diego its first lead at 10-6. Tomlinson finally found the end zone midway through the fourth quarter on a fourth-down leap over the pile from inside the 1-yard line that survived a video replay. Tennessee's defense dominated in the first half, holding San Diego to just 10 total yards and without a first down in the first quarter.

Tennessee	. . . 3	3	0	0	6
San Diego	. . . 0	0	10	7	17

TEAM	SCORING PLAY	QTR-LEFT
Titans	R. Bironas 30 field goal	1- 9:37
Titans	R. Bironas 44 field goal	2- 0:00
Chargers	N. Kaeding 20 field goal	3- 9:41
Chargers	V. Jackson 25 pass from P. Rivers (N. Kaeding kick)	3- 2:35
Chargers	L. Tomlinson 1 run (N. Kaeding Kick)	4- 8:45

Missed FG: Kaeding, SD (45WR); Bironas, Tenn. (38WL)
Attendance: 65,640

	Titans	Chargers
First downs	15	17
3rd-down conversion-att	9-16-56%	8-15-53%
4th-down conversion-att	0-0-0%	1-1-100%
Total yards	248	350
Rushing yards	119	68
Passing yards	129	282
Passes-comp.-Int.	29-16-1	30-19-1
Sacked-yards	3-9	1-10
Punts-avg.	5-39.6	4-40.8
Punt return yards	2-15	2-12
Kickoff return yards	4-71	2-40
Fumbles-lost	1-1	1-0
Penalties-yards	6-38	5-53
Field goals made-att	2-3	1-2
Time of possession	27:41	32:19

RUSHING

TITANS	Att	Yds	Lg	TD	CHARGERS	Att	Yds	Lg	TD
L. White	19	69	13	0	L. Tomlinson	21	42	12	1
A. Hall	3	14	11	0	M. Turner	9	28	11	0
C. Brown	4	13	5	0	P. Rivers	2	-2	-1	0
V. Young	2	12	9	0					
C. Davis	1	11	11	0					
C. Henry	1	0	0	0					
TOTALS	30	119	13	0	TOTALS	32	68	12	1

PASSING

TITANS	Att	Comp	Yds	TD-I	CHARGERS	Att	Comp	Yds	TD-I
V. Young	29	16	138	0-1	P. Rivers	30	19	292	1-1
TOTALS	29	16	138	0-1	TOTALS	30	19	292	1-1

RECEIVING

TITANS	Rec	Yds	Lg	TD	CHARGERS	Rec	Yds	Lg	TD
B. Troupe	3	44	26	0	C. Chambers	6	121	39	0
E. Moulds	3	18	10	0	V. Jackson	5	114	34	1
B. Hartsock	3	16	6	0	L. Tomlinson	3	19	9	0
B. Ealy	2	17	9	0	B. Matuszewska	2	18	9	0
C. Davis	2	11	7	0	A. Gates	2	15	16	0
J. Gage	1	19	19	0	C. Davis	1	5	5	0
A. Hall	1	16	16	0					
L. White	1	-3	-3	0					
TOTALS	16	138	26	0	TOTALS	19	292	39	1

INDIVIDUAL DEFENSE

(Opponents - press box stats; Titans - coaching stats)
TITANS – Leading Tackler: K. Bulluck 10-8-2. **Sacks:** C. Finnegan 1-10. **Int.:** C. Finnegan 1. **FF:** C. Finnegan 1. **FR:** None.
CHARGERS – Leading Tackler: S. Phillips 10-9-1. **Sacks:** S. Merriman 1-4, J. Cesaire 1-3, L. Castillo 1-2. **Int.:** D. Florence 1. **FF:** S. Merriman 1. **FR:** S. Phillips 1.

Front Office

Coaching Staff

Players

Rookies

2008 Season

Records

History

FLAVOR HISTORY

Sidelines

PLAYOFF SUMMARIES

AFC DIVISIONAL GAME - 2008 Titans 10, Ravens 13 Saturday, Jan. 10, 2009 • LP Field

Matt Stover connected on a 43-yard field goal with under a minute to play that proved to be the difference as the Ravens defeated the Titans 13-10 in a Divisional Round playoff game at LP Field. Despite being outgained 391-211 in total yards and gaining nine first downs to Tennessee's 21, Baltimore forced three turnovers, all as the Titans were driving inside the Ravens' 30-yard line. Receiver Justin Gage caught a career-high 10 balls for 135 yards, second in his career only to his 147-yard effort in Jacksonville earlier in the season. The Titans were held without a sack for the first time since Week 8. It marked only the third time all season that the Titans did not force a turnover. Defensively, Tennessee held a Baltimore rushing attack averaging four yards-per-carry to 50 yards on 30 carries. Chris Johnson rushed for 72 yards in the first quarter before leaving the game with an injured ankle.

Baltimore	7	0	0	6	13
Tennessee.....	7	0	0	3	10

TEAM	SCORING PLAY	QTR-LEFT
Titans	C. Johnson 8 run (R. Bironas kick)	1- 4:38
Ravens	D. Mason 48 pass from J. Flacco (M. Stover kick)	1- 1:20
Ravens	M. Stover 21 field goal	4-14:10
Titans	R. Bironas 27 field goal	4- 4:23
Ravens	M. Stover 43 field goal	4- 0:53

Missed FG: R. Bironas, Tenn. (51WL)
Attendance: 69,143

	Ravens	Titans
First downs	9	21
3rd-down conversion-att	3-13-23%	4-14-29%
4th-down conversion-att	0-0-0%	0-2-0%
Total yards	211	391
Rushing yards	50	116
Passing yards	161	275
Passes-comp.-int.	22-11-0	42-26-1
Sacked-yards	0-0	1-6
Punts-avg.	8-42.8	4-53.3
Punt return yards	1-29	3-8
Kickoff return yards	1-15	4-104
Fumbles-lost	0-0	5-2
Penalties-yards	8-40	12-89
Field goals made-att	2-2	1-2
Time of possession	25:53	34:07

RUSHING									
RAVENS	Att	Yds	Lg	TD	TITANS	Att	Yds	Lg	TD
W. McGahee	12	32	11	0	C. Johnson	11	72	32	1
L. McClain	12	12	8	0	L. White	15	45	12	0
J. Flacco	5	5	3	0	K. Collins	1	0	0	0
L. Neal	1	1	1	0	G. Ganther	1	-1	-1	0
TOTALS	30	50	11	0	TOTALS	28	116	32	1

PASSING									
RAVENS	Att	Com	Yd	TD-I	TITANS	Att	Com	Yd	TD-I
J. Flacco	22	11	161	1-0	K. Collins	42	26	281	0-1
TOTALS	22	11	161	1-0	TOTALS	42	26	281	0-1

RECEIVING									
RAVENS	Rec	Yds	Lg	TD	TITANS	Rec	Yds	Lg	TD
D. Mason	5	78	48	1	J. Gage	10	135	24	0
M. Clayton	2	45	37	0	L. White	4	35	19	0
T. Heap	1	23	23	0	B. Scalfie	4	23	14	0
L. Neal	1	7	7	0	J. McCarains	2	24	17	0
D. Wilcox	1	4	4	0	B. Jones	2	16	11	0
W. McGahee	1	4	4	0	A. Crumpler	2	9	7	0
					C. Johnson	1	28	28	0
					A. Hall	1	11	11	0
TOTALS	11	161	48	1	TOTALS	26	281	28	0

INDIVIDUAL DEFENSE

(Titans - Coaching Stats; Opponents - Press Box Stats)



TITANS - Leading Tacklers: Bulluck 8-5-3. **Sacks:** None. **Int.:**

None. **FF:** None. **FR:** None.

RAVENS - Leading Tacklers: R. Lewis 11-8-3, B. Scott 11-9-2.

Sacks: T. Suggs 1. **Int.:** S. Rolle 1. **FF:** Johnson 1, Leonhard 1, Lewis 1. **FR:** Leonhard 1, Washington 1.

1999 PLAYOFF RUN



Front Office

Coaching Staff

Players

Rookies

2008 Season

Records

History

PLAYOFF HISTORY

Sidelines



Front Office

Coaching

Staff

Players

Rookies

2008 Season

Records

History

Playoff

LP FIELD

Coaching

Players

Rookies

2008 Season

Records

History

History

Playoff

SIDELINES



The Titans play in one of the NFL's premier stadiums with a 69,143-seat, open-air, natural-grass facility located on 105 acres on the east bank of the Cumberland River overlooking downtown Nashville. It was built by HOK Sports Facilities Group of Kansas City, Mo, the same group that has designed many of the NFL's new stadiums, including ones for the Cleveland Browns and Cincinnati Bengals. HOK also built stadiums for the Jaguars, Panthers, and Dolphins, among other sports facilities and arenas.

Among the features:

- Open-air, natural grass
- 175 corporate suites
- Two 25,000-square foot club lounges with access to high-quality food and beverage services, sit-down eating areas, closed circuit TV's and sound systems
- 12,000 club seats
- 60 concession stands throughout stadium
- Three locker rooms
- Two scoreboards with new state-of-the-art video screens located on north and south ends of stadium
- 4 suite elevators
- More than 2,000 trees planted within the 105 acres
- 7,500 parking spaces available on-site with more than 20,000 existing parking spaces nearby
- Space for 400 wheelchair patrons and associated companion seats
- 90 parking spaces for disabled
- Bermuda sod
- Sophisticated field irrigation and drainage system
- State-of-the-art press box
- 10-year naming rights agreement with Louisiana Pacific announced in 2006.



One Titans Way
Nashville, TN 37213
615-565-4300

Media Information

- Media Will Call/Entrance: Gate 6
- Taxi Service: 615-256-0101



BAPTIST SPORTS PARK

On May 15, 1998, Titans owner K.S. "Bud" Adams, Jr., selected a 31-acre site at the MetroCenter complex in Nashville as the team's permanent practice location. Since that time, a beautiful multi-million dollar facility has been built by Nashville-based Powell Building Group on the property, located just north of downtown Nashville about five miles from LP Field.

The team moved into the facility on Aug. 26, 1999, the day after training camp completed and the day before the first preseason game at LP Field. The 80,000-square-foot, state-of-the-art building contains lockers, weight rooms, meeting rooms and offices for coaches, players and administrative staff. The building also features an auditorium with seating for 125 people, as well as other meeting rooms.

Designed to exceed the standards of all previous training and practice facilities, the weight training center and rehabilitation treatment facility sets the model for all professional sports. The facility boasts three outdoor practice fields with natural grass, plus an enclosed field with Field Turf. Logistically, each field is identical to the game field at LP Field, from the 100-yard length, to the geographic orientation. The longitudinal center of each field is 24 degrees west of north, just like the field at LP Field, enabling the Titans to practice in the same slanting sunlight they face on Sundays.

The site, selected from more than 60 sites reviewed, was purchased from MetroCenter properties. The facility occupies a peninsula that joins into the lake across from the Fountain Square commercial development. Among the leading builders in middle Tennessee, Powell was chosen for its state-of-the-art construction planning and building techniques.



Located just minutes from downtown Nashville, Baptist Sports Park is a state-of-the-art facility that also contains offices for team's administrative staff. The Titans have conducted training camp at the facility since it opened in 1999.

TRAINING CAMP LOCATIONS

1960	University of Houston, Houston, Texas
1961-62	Ellington Air Force Base, Webster, Texas
1963	Air Force Academy, Colorado Springs, Colorado
1964-66	Oilers Training Facility, Houston, Texas
1967-73	Schreiner Institute, Kerrville, Texas
1974-76	Sam Houston State University, Huntsville, TX
1977	Stephen F. Austin State University, Nacogdoches, Texas
1978-87	San Angelo State University, San Angelo, Texas
1988-90	Southwest Texas State University, San Marcos, Texas
1991-96	Trinity University, San Antonio, Texas
1997-98	Tennessee State University, Nashville, Tennessee
1999	Baptist Sports Park, Nashville, TN (Bellevue)
2000-05	Baptist Sports Park, Nashville, TN (MetroCenter)
2006	Austin Peay State University, Clarksville, TN/Baptist Sports Park
2007-09	Baptist Sports Park (MetroCenter)

Front Office

Coaching

Staff

Players

Rookies

2008 Season

Records

History

Playoff

TITANS RADIO

Titans Radio



Mike
Keith



Frank
Wycheck



Larry
Stone

Exciting moments. Spectacular players. Edge-of-your-seat experiences. Unparalleled coverage. This is Titans Football. This is Titans Radio.

The award-winning Titans Radio team begins the 2009 season with an experienced team in place. "That experience helps us to tell the stories that develop during a game," the "Voice of the Titans" Mike Keith said.

Keith's connection with pro football across the Mid South dates back to 1996, a year before the Tennessee Oilers arrived. Since becoming the "Voice of the Titans" in 1999, Keith has been recognized as one of the premiere play-by-play announcers in professional sports as well as serving as the team's connection with its fans across the region.

On the air, Keith's preparation and excitement in delivering Titans Football led to his selection as Tennessee's Sportscaster of the Year for a fourth consecutive year. Off the air, Keith spends hundreds of hours on the road each off-season speaking to civic clubs, visiting with Titans Radio partners and working with young people as he spreads the excitement about Titans Football.

Titans Radio's experience also shows in color analyst Frank Wycheck, who begins his fourth season behind the microphone. Just as Wycheck's football savvy and knowledge of the game paid off in his reception achievements that rank among the NFL's all-time best, those same traits now benefit fans who listen to Titans Radio. "He's played so many offensive positions and spent so many hours understanding the game, he helps you understand why the big play happened," Titans Radio Executive Producer/Gameday Host Larry Stone said.

Stone, beginning his 13th season heading up Titans Radio's operation, sets the tone for the broadcast using writing, audio, music and high production values to bring the listener inside the game. The two-time finalist for Sportscaster of the Year also works closely with the more than 70 stations across the region that broadcast Titans games, assisting them with programming, sales and promotional ideas.

The experience that really sets Titans Radio apart comes from those who work tirelessly to develop the ideas, report on the stories, and provide a quality broadcast. Network Producer Jonathan Hutton, a Middle Tennessee State University and Titans Radio Internship Program graduate, conducts hundreds of interviews to provide fans the real story about their favorite players. Titans Radio Sideline Reporter Cody Allison has spent 11 years working the huddles to deliver timely information on injuries, as well as in-game adjustments. His work consistently gains the eye and ear of other reporters who work Allison for the stories.

Titans Radio Spotter Jon Justice's involvement with Titans Radio dates back to the 1997 season when he helped laid the foundation for the network's coverage. Today, he provides much of the audio fans hear after every game. Former Titans Radio Intern David Reed lends his experience to fans by mixing the sounds of every game, using a comprehensive package of equipment to deliver the feel of the game. Sideline audio, directed by Phillip Noel gives fans the feeling of being in the huddle.

Titans Radio coverage begins one hour before kickoff with the award-winning "Titans Countdown" and continues 45 minutes after each game with the "Locker Room Report." The network also broadcasts the Tuesday night Jeff Fisher Show and twice-daily Titans Reports. In addition, the award-winning titansradio.com website delivers Titans Radio audio and Titans news as it happens, 24-7, in-season and off-season.

Across the Mid South, every game, every highlight, every instance --- you won't forget. This is Titans Football. This is Titans Radio.

TITANS RADIO / TITANS ALL-ACCESS

2009 Titans Radio Affiliates

Arab	AL	WAFN	FM 92.7	Fayetteville	TN	WYTM	FM 105.5	McKenzie	TN	WHDM	AM 1440
Ashland City	TN	WQSV	AM 790	Florence	AL	WQLT	FM 107.3	McMinville	TN	WOWC	FM 105.3
Birmingham	AL	WJOX	FM 94.5	Franklin	TN	WAKM	AM 950	Memphis	TN	WXMV	FM 98.1
Bowling Green	KY	WTPQ	FM 103.7	Henderson	KY	WSON	AM 860	Morristown	TN	WCRK	AM 1150
		WWKU	AM 1450	Jackson	TN	WZDQ	FM 102.3	Murray	KY	WFGS	FM 103.7
Cadiz	KY	WKDZ	FM 106.5	Jackson	MS	WPBQ	AM 1240	Nashville	TN	WKDF	FM 103.3
Calvert City	KY	WCKK	FM 95.7	Knoxville	TN	WNOX	FM 100.3	Paducah	KY	WKYX	AM 570
Camden	TN	WFWL	AM 1220	La Follette	TN	WTNQ	FM 104.9			WPAD	AM 1560
		WRJB	FM 95.9	Lawrenceburg	TN	WDXE	AM 1370	Paris	TN	WMUF	AM 1000
Campbellville	KY	WTCO	AM 1450			WDXE	FM 106.7			WMUF	FM 104.7
Carthage	TN	WUCZ	FM 104.1	Lebanon	TN	WANT	FM 98.9	Parsons	TN	WKJQ	FM 97.3
Centerville	TN	WNKK	FM 96.7			WCOR	AM 1490	Portland	TN	WQKR	AM 1270
Chattanooga	TN	WGOW	AM 1150	Leitchfield	KY	WMTL	AM 870	Princeton	KY	WAVJ	FM 104.9
		WGOW	FM 102.3			WKHG	FM 104.9	Pulaski	TN	WKSJ	FM 98.3
Clarksville	TN	WJZM	AM 1400	Lewisburg	TN	WAXO	AM 1220	Scottsboro	AL	WWIC	AM 1050
Columbia	TN	WMCP	AM 1280	Madisonville	KY	WWKY	FM 97.7	Shelbyville	TN	WZNG	AM 1400
Cookeville	TN	WBXE	FM 93.7	Manchester	TN	WMSR	AM 1320	Tri Cities	TN	WXSM	AM 640
Crossville	TN	WPBX	FM 99.3	Martin	TN	WCMT	AM 1410	Union City	TN	WQAK	FM 105.7
Elizabethtown	KY	WIEL	AM 1400	Mayfield	KY	WNGO	AM 1320	Waverly	TN	WQMV	AM 1060
Dyersburg	TN	WASL	AM 100.1					Winchester	TN	WCDT	AM 1340

Titans All-Access Returns for Seventh Season



Mike Keith



Mike Reinfeldt

"Titans All Access," the team's official magazine-style TV show, returns for its seventh season in 2009. Starting in mid-August, the 30-minute program airs for 20 weeks and is co-hosted by "The Voice of the Titans" Mike Keith and Titans general manager Mike Reinfeldt.

Titans All Access is produced by Nashville's Fox 17 and airs on the station each Saturday night at 9:30 p.m. It also airs in Nashville on CW 58 Fridays at 9:30 p.m. and on MyTV 30 Saturdays right after SEC Football (approximately 2:30 p.m.). The show has a gain been picked up by affiliates in Memphis, Knoxville, Chattanooga, Jackson, Tri-Cities, Huntsville, Paducah and Birmingham.



With award-winning Fox 17 producer Dean McCondichie at the helm, TAA features a wide variety of long-form stories each week. Fans enjoy on- and off-field stories about players and their families, hear players and coaches "wired for sound" and enjoy Keith's weekly one-on-one chats with Titans players.

Titans fans also welcome exclusive insights from Reinfeldt.

"We are very proud of Titans All Access. It is fast-paced, informative and exciting," said Don MacLachlan, executive vice president of administration for the Titans. "If you really want to know what is going on inside the Tennessee Titans, you watch Titans All Access."

In 2006, Titans All Access won its first Emmy, capturing the honor for an outstanding feature entitled "Real Men of Genius." In 2004, TAA won a national award for Best Sports Story from the highly-respected National Sportscasters and Sportswriters Association. The feature chosen as the country's best for 2003 was about the famed "Music City Miracle" play.

"Titans All Access" Affiliates

NASHVILLE

- FOX 17
- MyTV 30
- CW 58

BIRMINGHAM

- My 68

CHATTANOOGA

- CBS 12

HUNTSVILLE

- FOX 54

JACKSON

- E+ TV 6

KNOXVILLE

- CBS 8

- MYVLT 2

MEMPHIS

- MY 50

PADUCAH

- MYTV 49

TRI-CITIES

- FOX 39

2009 NFL SCHEDULE

THURSDAY, SEPTEMBER 10 (FIRST WEEKEND) **LOCAL**
TENNESSEE TITANS AT PITTSBURGH STEELERS 8:30p

SUNDAY, SEPTEMBER 13

MIAMI DOLPHINS AT ATLANTA FALCONS 1:00p
 KANSAS CITY CHIEFS AT BALTIMORE RAVENS 1:00p
 PHILADELPHIA EAGLES AT CAROLINA PANTHERS 1:00p
 DENVER BRONCOS AT CINCINNATI BENGALS 1:00p
 MINNESOTA VIKINGS AT CLEVELAND BROWNS 1:00p
 N.Y. JETS AT HOUSTON TEXANS 12:00p
 JACKSONVILLE JAGUARS AT INDIANAPOLIS COLTS 1:00p
 DETROIT LIONS AT NEW ORLEANS SAINTS 12:00p
 DALLAS COWBOYS AT TAMPA BAY BUCCANEERS 1:00p
 SAN FRANCISCO 49ERS AT ARIZONA CARDINALS 1:15p
 WASHINGTON REDSKINS AT N.Y. GIANTS 4:15p
 ST. LOUIS RAMS AT SEATTLE SEAHAWKS 1:15p
 CHICAGO BEARS AT GREEN BAY PACKERS 7:20p

MONDAY, SEPTEMBER 14

BUFFALO BILLS AT NEW ENGLAND PATRIOTS 7:00p
 SAN DIEGO CHARGERS AT OAKLAND RAIDERS 7:15p

SUNDAY, SEPTEMBER 20 (SECOND WEEKEND)

CAROLINA PANTHERS AT ATLANTA FALCONS 1:00p
 MINNESOTA VIKINGS AT DETROIT LIONS 1:00p
 CINCINNATI BENGALS AT GREEN BAY PACKERS 12:00p
 ARIZONA CARDINALS AT JACKSONVILLE JAGUARS 1:00p
 OAKLAND RAIDERS AT KANSAS CITY CHIEFS 12:00p
 NEW ENGLAND PATRIOTS AT N.Y. JETS 1:00p
 NEW ORLEANS SAINTS AT PHILADELPHIA EAGLES 1:00p
HOUSTON TEXANS AT TENNESSEE TITANS 12:00p
 ST. LOUIS RAMS AT WASHINGTON REDSKINS 1:00p
 TAMPA BAY BUCCANEERS AT BUFFALO BILLS 4:05p
 SEATTLE SEAHAWKS AT SAN FRANCISCO 49ERS 1:05p
 PITTSBURGH STEELERS AT CHICAGO BEARS 3:15p
 CLEVELAND BROWNS AT DENVER BRONCOS 2:15p
 BALTIMORE RAVENS AT SAN DIEGO CHARGERS 1:15p
 N.Y. GIANTS AT DALLAS COWBOYS 7:20p

MONDAY, SEPTEMBER 21

INDIANAPOLIS COLTS AT MIAMI DOLPHINS 8:30p

SUNDAY, SEPTEMBER 27 (THIRD WEEKEND)

CLEVELAND BROWNS AT BALTIMORE RAVENS 1:00p
 PITTSBURGH STEELERS AT CINCINNATI BENGALS 1:00p
 WASHINGTON REDSKINS AT DETROIT LIONS 1:00p
 JACKSONVILLE JAGUARS AT HOUSTON TEXANS 12:00p
 SAN FRANCISCO 49ERS AT MINNESOTA VIKINGS 12:00p
 ATLANTA FALCONS AT NEW ENGLAND PATRIOTS 1:00p
 KANSAS CITY CHIEFS AT PHILADELPHIA EAGLES 1:00p
 GREEN BAY PACKERS AT ST. LOUIS RAMS 12:00p
 N.Y. GIANTS AT TAMPA BAY BUCCANEERS 1:00p
 NEW ORLEANS SAINTS AT BUFFALO BILLS 4:05p
 CHICAGO BEARS AT SEATTLE SEAHAWKS 1:05p
TENNESSEE TITANS AT N.Y. JETS 4:15p
 DENVER BRONCOS AT OAKLAND RAIDERS 1:15p
 MIAMI DOLPHINS AT SAN DIEGO CHARGERS 1:15p
 INDIANAPOLIS COLTS AT ARIZONA CARDINALS 5:20p

MONDAY, SEPTEMBER 28

CAROLINA PANTHERS AT DALLAS COWBOYS 7:30p

SUNDAY, OCTOBER 4 (FOURTH WEEKEND)

(BYES: ARIZONA, ATLANTA, CAROLINA, PHILADELPHIA)
 DETROIT LIONS AT CHICAGO BEARS 12:00p
 CINCINNATI BENGALS AT CLEVELAND BROWNS 1:00p
 OAKLAND RAIDERS AT HOUSTON TEXANS 12:00p
 SEATTLE SEAHAWKS AT INDIANAPOLIS COLTS 1:00p
TENNESSEE TITANS AT JACKSONVILLE JAGUARS 1:00p
 N.Y. GIANTS AT KANSAS CITY CHIEFS 12:00p

Coaching

Players

Rookies

2008 Season

Records

History

History

Playoff

SIDELINES

2009 NFL SCHEDULE

BALTIMORE RAVENS AT NEW ENGLAND PATRIOTS	1:00p
TAMPA BAY BUCCANEERS AT WASHINGTON REDSKINS	1:00p
BUFFALO BILLS AT MIAMI DOLPHINS	4:05p
N.Y. JETS AT NEW ORLEANS SAINTS	3:05p
DALLAS COWBOYS AT DENVER BRONCOS	2:15p
ST. LOUIS RAMS AT SAN FRANCISCO 49ERS	1:15p
SAN DIEGO CHARGERS AT PITTSBURGH STEELERS	8:20p

MONDAY, OCTOBER 5

GREEN BAY PACKERS AT MINNESOTA VIKINGS	7:30p
--	-------

SUNDAY, OCTOBER 11 (FIFTH WEEKEND)

(BYES: CHICAGO, GREEN BAY, NEW ORLEANS, SAN DIEGO)

CINCINNATI BENGALS AT BALTIMORE RAVENS	1:00p
CLEVELAND BROWNS AT BUFFALO BILLS	1:00p
WASHINGTON REDSKINS AT CAROLINA PANTHERS	1:00p
PITTSBURGH STEELERS AT DETROIT LIONS	1:00p
DALLAS COWBOYS AT KANSAS CITY CHIEFS	12:00p
OAKLAND RAIDERS AT N.Y. GIANTS	1:00p
TAMPA BAY BUCCANEERS AT PHILADELPHIA EAGLES	1:00p
MINNESOTA VIKINGS AT ST. LOUIS RAMS	12:00p
ATLANTA FALCONS AT SAN FRANCISCO 49ERS	1:05p
HOUSTON TEXANS AT ARIZONA CARDINALS	1:15p
NEW ENGLAND PATRIOTS AT DENVER BRONCOS	2:15p
JACKSONVILLE JAGUARS AT SEATTLE SEAHAWKS	1:15p
INDIANAPOLIS COLTS AT TENNESSEE TITANS	7:20p

MONDAY, OCTOBER 12

N.Y. JETS AT MIAMI DOLPHINS	8:30p
-----------------------------	-------

SUNDAY, OCTOBER 18 (SIXTH WEEKEND)

(BYES: DALLAS, INDIANAPOLIS, MIAMI, SAN FRANCISCO)

HOUSTON TEXANS AT CINCINNATI BENGALS	1:00p
DETROIT LIONS AT GREEN BAY PACKERS	12:00p
ST. LOUIS RAMS AT JACKSONVILLE JAGUARS	1:00p
BALTIMORE RAVENS AT MINNESOTA VIKINGS	12:00p
N.Y. GIANTS AT NEW ORLEANS SAINTS	12:00p
CLEVELAND BROWNS AT PITTSBURGH STEELERS	1:00p
CAROLINA PANTHERS AT TAMPA BAY BUCCANEERS	1:00p
KANSAS CITY CHIEFS AT WASHINGTON REDSKINS	1:00p
PHILADELPHIA EAGLES AT OAKLAND RAIDERS	1:05p
ARIZONA CARDINALS AT SEATTLE SEAHAWKS	1:05p
TENNESSEE TITANS AT NEW ENGLAND PATRIOTS	4:15p
BUFFALO BILLS AT N.Y. JETS	4:15p
CHICAGO BEARS AT ATLANTA FALCONS	8:20p

MONDAY, OCTOBER 19

DENVER BRONCOS AT SAN DIEGO CHARGERS	5:30p
--------------------------------------	-------

SUNDAY, OCTOBER 25 (SEVENTH WEEKEND)

(BYES: BALTIMORE, DENVER, DETROIT, JACKSONVILLE, SEATTLE, TENNESSEE)

CHICAGO BEARS AT CINCINNATI BENGALS	1:00p
GREEN BAY PACKERS AT CLEVELAND BROWNS	1:00p
SAN FRANCISCO 49ERS AT HOUSTON TEXANS	12:00p
SAN DIEGO CHARGERS AT KANSAS CITY CHIEFS	12:00p
MINNESOTA VIKINGS AT PITTSBURGH STEELERS	1:00p
INDIANAPOLIS COLTS AT ST. LOUIS RAMS	12:00p
NEW ENGLAND PATRIOTS AT TAMPA BAY BUCCANEERS (LONDON)	5:00p
BUFFALO BILLS AT CAROLINA PANTHERS	4:05p
N.Y. JETS AT OAKLAND RAIDERS	1:05p
ATLANTA FALCONS AT DALLAS COWBOYS	3:15p
NEW ORLEANS SAINTS AT MIAMI DOLPHINS	4:15p
ARIZONA CARDINALS AT N.Y. GIANTS	8:20p

MONDAY, OCTOBER 26

PHILADELPHIA EAGLES AT WASHINGTON REDSKINS	8:30p
--	-------

SUNDAY, NOVEMBER 1 (EIGHTH WEEKEND)

(BYES: CINCINNATI, KANSAS CITY, NEW ENGLAND, PITTSBURGH, TAMPA BAY, WASHINGTON)

DENVER BRONCOS AT BALTIMORE RAVENS	1:00p
------------------------------------	-------

Front Office

Coaching

Staff

Players

Rookies

2008 Season

Records

History

Playoff

2009 NFL SCHEDULE

Coaching

Players

Rookies

2008 Season

Records

History

History

Playoff

SIDELINES

HOUSTON TEXANS AT BUFFALO BILLS	1:00p
CLEVELAND BROWNS AT CHICAGO BEARS	12:00p
SEATTLE SEAHAWKS AT DALLAS COWBOYS	12:00p
ST. LOUIS RAMS AT DETROIT LIONS	1:00p
MINNESOTA VIKINGS AT GREEN BAY PACKERS	12:00p
SAN FRANCISCO 49ERS AT INDIANAPOLIS COLTS	1:00p
MIAMI DOLPHINS AT N.Y. JETS	1:00p
OAKLAND RAIDERS AT SAN DIEGO CHARGERS	1:05p
JACKSONVILLE JAGUARS AT TENNESSEE TITANS	3:05p
CAROLINA PANTHERS AT ARIZONA CARDINALS	2:15p
N.Y. GIANTS AT PHILADELPHIA EAGLES	4:15p

MONDAY, NOVEMBER 2

ATLANTA FALCONS AT NEW ORLEANS SAINTS	7:30p
---------------------------------------	-------

SUNDAY, NOVEMBER 8 (NINTH WEEKEND)

<i>(BYES: BUFFALO, CLEVELAND, MINNESOTA, NY JETS, OAKLAND, ST. LOUIS)</i>	
WASHINGTON REDSKINS AT ATLANTA FALCONS	1:00p
ARIZONA CARDINALS AT CHICAGO BEARS	12:00p
BALTIMORE RAVENS AT CINCINNATI BENGALS	1:00p
HOUSTON TEXANS AT INDIANAPOLIS COLTS	1:00p
KANSAS CITY CHIEFS AT JACKSONVILLE JAGUARS	1:00p
MIAMI DOLPHINS AT NEW ENGLAND PATRIOTS	1:00p
GREEN BAY PACKERS AT TAMPA BAY BUCCANEERS	1:00p
CAROLINA PANTHERS AT NEW ORLEANS SAINTS	3:05p
DETROIT LIONS AT SEATTLE SEAHAWKS	1:05p
SAN DIEGO CHARGERS AT N.Y. GIANTS	4:15p
TENNESSEE TITANS AT SAN FRANCISCO 49ERS	1:15p
DALLAS COWBOYS AT PHILADELPHIA EAGLES	8:20p

MONDAY, NOVEMBER 9

PITTSBURGH STEELERS AT DENVER BRONCOS	6:30p
---------------------------------------	-------

THURSDAY, NOVEMBER 12 (TENTH WEEKEND)

<i>(BYES: HOUSTON, NY GIANTS)</i>	
CHICAGO BEARS AT SAN FRANCISCO 49ERS	5:20p

SUNDAY, NOVEMBER 15

ATLANTA FALCONS AT CAROLINA PANTHERS	1:00p
TAMPA BAY BUCCANEERS AT MIAMI DOLPHINS	1:00p
DETROIT LIONS AT MINNESOTA VIKINGS	12:00p
JACKSONVILLE JAGUARS AT N.Y. JETS	1:00p
CINCINNATI BENGALS AT PITTSBURGH STEELERS	1:00p
NEW ORLEANS SAINTS AT ST. LOUIS RAMS	12:00p
BUFFALO BILLS AT TENNESSEE TITANS	12:00p
DENVER BRONCOS AT WASHINGTON REDSKINS	1:00p
KANSAS CITY CHIEFS AT OAKLAND RAIDERS	1:05p
SEATTLE SEAHAWKS AT ARIZONA CARDINALS	2:15p
DALLAS COWBOYS AT GREEN BAY PACKERS	3:15p
PHILADELPHIA EAGLES AT SAN DIEGO CHARGERS	1:15p
NEW ENGLAND PATRIOTS AT INDIANAPOLIS COLTS	8:20p

MONDAY, NOVEMBER 16

BALTIMORE RAVENS AT CLEVELAND BROWNS	8:30p
--------------------------------------	-------

THURSDAY, NOVEMBER 19 (ELEVENTH WEEKEND)

MIAMI DOLPHINS AT CAROLINA PANTHERS	8:20p
-------------------------------------	-------

SUNDAY, NOVEMBER 22

INDIANAPOLIS COLTS AT BALTIMORE RAVENS	1:00p
WASHINGTON REDSKINS AT DALLAS COWBOYS	12:00p
CLEVELAND BROWNS AT DETROIT LIONS	1:00p
SAN FRANCISCO 49ERS AT GREEN BAY PACKERS	12:00p
BUFFALO BILLS AT JACKSONVILLE JAGUARS	1:00p
PITTSBURGH STEELERS AT KANSAS CITY CHIEFS	12:00p
SEATTLE SEAHAWKS AT MINNESOTA VIKINGS	12:00p
ATLANTA FALCONS AT N.Y. GIANTS	1:00p
NEW ORLEANS SAINTS AT TAMPA BAY BUCCANEERS	1:00p
ARIZONA CARDINALS AT ST. LOUIS RAMS	3:05p
SAN DIEGO CHARGERS AT DENVER BRONCOS	2:15p

2009 NFL SCHEDULE

N.Y. JETS AT NEW ENGLAND PATRIOTS	4:15p
CINCINNATI BENGALS AT OAKLAND RAIDERS	1:15p
PHILADELPHIA EAGLES AT CHICAGO BEARS *	7:20p

MONDAY, NOVEMBER 23

TENNESSEE TITANS AT HOUSTON TEXANS	7:30p
---	--------------

THURSDAY, NOVEMBER 26 (TWELFTH WEEKEND)

GREEN BAY PACKERS AT DETROIT LIONS	12:30p
OAKLAND RAIDERS AT DALLAS COWBOYS	3:15p
N.Y. GIANTS AT DENVER BRONCOS	6:20p

SUNDAY, NOVEMBER 29

TAMPA BAY BUCCANEERS AT ATLANTA FALCONS	1:00p
MIAMI DOLPHINS AT BUFFALO BILLS	1:00p
CLEVELAND BROWNS AT CINCINNATI BENGALS	1:00p
INDIANAPOLIS COLTS AT HOUSTON TEXANS	12:00p
CHICAGO BEARS AT MINNESOTA VIKINGS	12:00p
CAROLINA PANTHERS AT N.Y. JETS	1:00p
WASHINGTON REDSKINS AT PHILADELPHIA EAGLES	1:00p
SEATTLE SEAHAWKS AT ST. LOUIS RAMS	12:00p
ARIZONA CARDINALS AT TENNESSEE TITANS	12:00p
KANSAS CITY CHIEFS AT SAN DIEGO CHARGERS	1:05p
JACKSONVILLE JAGUARS AT SAN FRANCISCO 49ERS	1:05p
PITTSBURGH STEELERS AT BALTIMORE RAVENS *	8:20p

MONDAY, NOVEMBER 30

NEW ENGLAND PATRIOTS AT NEW ORLEANS SAINTS	7:30p
--	-------

THURSDAY, DECEMBER 3 (THIRTEENTH WEEKEND)

N.Y. JETS AT BUFFALO BILLS (TORONTO)	8:20p
--------------------------------------	-------

SUNDAY, DECEMBER 6

PHILADELPHIA EAGLES AT ATLANTA FALCONS	1:00p
TAMPA BAY BUCCANEERS AT CAROLINA PANTHERS	1:00p
ST. LOUIS RAMS AT CHICAGO BEARS	12:00p
DETROIT LIONS AT CINCINNATI BENGALS	1:00p
TENNESSEE TITANS AT INDIANAPOLIS COLTS	1:00p
HOUSTON TEXANS AT JACKSONVILLE JAGUARS	1:00p
DENVER BRONCOS AT KANSAS CITY CHIEFS	12:00p
OAKLAND RAIDERS AT PITTSBURGH STEELERS	1:00p
NEW ORLEANS SAINTS AT WASHINGTON REDSKINS	1:00p
SAN DIEGO CHARGERS AT CLEVELAND BROWNS	4:05p
MINNESOTA VIKINGS AT ARIZONA CARDINALS	2:15p
DALLAS COWBOYS AT N.Y. GIANTS	4:15p
SAN FRANCISCO 49ERS AT SEATTLE SEAHAWKS	1:15p
NEW ENGLAND PATRIOTS AT MIAMI DOLPHINS *	8:20p

MONDAY, DECEMBER 7

BALTIMORE RAVENS AT GREEN BAY PACKERS	7:30p
---------------------------------------	-------

THURSDAY, DECEMBER 10 (FOURTEENTH WEEKEND)

PITTSBURGH STEELERS AT CLEVELAND BROWNS	8:20p
---	-------

SUNDAY, DECEMBER 13

NEW ORLEANS SAINTS AT ATLANTA FALCONS	1:00p
DETROIT LIONS AT BALTIMORE RAVENS	1:00p
GREEN BAY PACKERS AT CHICAGO BEARS	12:00p
SEATTLE SEAHAWKS AT HOUSTON TEXANS	12:00p
DENVER BRONCOS AT INDIANAPOLIS COLTS	1:00p
MIAMI DOLPHINS AT JACKSONVILLE JAGUARS	1:00p
BUFFALO BILLS AT KANSAS CITY CHIEFS	12:00p
CINCINNATI BENGALS AT MINNESOTA VIKINGS	12:00p
CAROLINA PANTHERS AT NEW ENGLAND PATRIOTS	1:00p
N.Y. JETS AT TAMPA BAY BUCCANEERS	1:00p
ST. LOUIS RAMS AT TENNESSEE TITANS	12:00p
WASHINGTON REDSKINS AT OAKLAND RAIDERS	1:05p
SAN DIEGO CHARGERS AT DALLAS COWBOYS	3:15p
PHILADELPHIA EAGLES AT N.Y. GIANTS *	8:20p

Front Office

Coaching

Staff

Players

Rookies

2008 Season

Records

History

Playoff

2009 NFL SCHEDULE

MONDAY, DECEMBER 14

ARIZONA CARDINALS AT SAN FRANCISCO 49ERS 5:30p

THURSDAY, DECEMBER 17 (FIFTEENTH WEEKEND)

INDIANAPOLIS COLTS AT JACKSONVILLE JAGUARS 8:20p

SATURDAY, DECEMBER 19

DALLAS COWBOYS AT NEW ORLEANS SAINTS 7:20p

SUNDAY, DECEMBER 20

CHICAGO BEARS AT BALTIMORE RAVENS 1:00p
 NEW ENGLAND PATRIOTS AT BUFFALO BILLS 1:00p
 ARIZONA CARDINALS AT DETROIT LIONS 1:00p
 CLEVELAND BROWNS AT KANSAS CITY CHIEFS 12:00p
 ATLANTA FALCONS AT N.Y. JETS 1:00p
 SAN FRANCISCO 49ERS AT PHILADELPHIA EAGLES 1:00p
 GREEN BAY PACKERS AT PITTSBURGH STEELERS 1:00p
 HOUSTON TEXANS AT ST. LOUIS RAMS 12:00p
MIAMI DOLPHINS AT TENNESSEE TITANS 12:00p
 OAKLAND RAIDERS AT DENVER BRONCOS 2:05p
 CINCINNATI BENGALS AT SAN DIEGO CHARGERS 1:05p
 TAMPA BAY BUCCANEERS AT SEATTLE SEAHAWKS 1:15p
 MINNESOTA VIKINGS AT CAROLINA PANTHERS * 8:20p

MONDAY, DECEMBER 21

N.Y. GIANTS AT WASHINGTON REDSKINS 8:30p

FRIDAY, DECEMBER 25 (SIXTEENTH WEEKEND)

SAN DIEGO CHARGERS AT TENNESSEE TITANS 6:30p

SUNDAY, DECEMBER 27

BUFFALO BILLS AT ATLANTA FALCONS 1:00p
 KANSAS CITY CHIEFS AT CINCINNATI BENGALS 1:00p
 OAKLAND RAIDERS AT CLEVELAND BROWNS 1:00p
 SEATTLE SEAHAWKS AT GREEN BAY PACKERS 12:00p
 HOUSTON TEXANS AT MIAMI DOLPHINS 1:00p
 CAROLINA PANTHERS AT N.Y. GIANTS 1:00p
 JACKSONVILLE JAGUARS AT NEW ENGLAND PATRIOTS 1:00p
 TAMPA BAY BUCCANEERS AT NEW ORLEANS SAINTS 12:00p
 DENVER BRONCOS AT PHILADELPHIA EAGLES 1:00p
 BALTIMORE RAVENS AT PITTSBURGH STEELERS 1:00p
 ST. LOUIS RAMS AT ARIZONA CARDINALS 2:05p
 DETROIT LIONS AT SAN FRANCISCO 49ERS 1:05p
 N.Y. JETS AT INDIANAPOLIS COLTS 4:15p
 DALLAS COWBOYS AT WASHINGTON REDSKINS * 8:20p

MONDAY, DECEMBER 28

MINNESOTA VIKINGS AT CHICAGO BEARS 7:30p

SUNDAY, JANUARY 3 (SEVENTEENTH WEEKEND)

INDIANAPOLIS COLTS AT BUFFALO BILLS 1:00p
 NEW ORLEANS SAINTS AT CAROLINA PANTHERS 1:00p
 JACKSONVILLE JAGUARS AT CLEVELAND BROWNS 1:00p
 PHILADELPHIA EAGLES AT DALLAS COWBOYS 12:00p
 CHICAGO BEARS AT DETROIT LIONS 1:00p
 NEW ENGLAND PATRIOTS AT HOUSTON TEXANS 12:00p
 PITTSBURGH STEELERS AT MIAMI DOLPHINS 1:00p
 N.Y. GIANTS AT MINNESOTA VIKINGS 12:00p
 CINCINNATI BENGALS AT N.Y. JETS 1:00p
 SAN FRANCISCO 49ERS AT ST. LOUIS RAMS 12:00p
 ATLANTA FALCONS AT TAMPA BAY BUCCANEERS 1:00p
 GREEN BAY PACKERS AT ARIZONA CARDINALS 2:15p
 KANSAS CITY CHIEFS AT DENVER BRONCOS 2:15p
 BALTIMORE RAVENS AT OAKLAND RAIDERS 1:15p
 WASHINGTON REDSKINS AT SAN DIEGO CHARGERS 1:15p
TENNESSEE TITANS AT SEATTLE SEAHAWKS 1:15p

* - Sunday night games in Weeks 11-16 subject to change. Sunday night game in Week 17 TBD

Coaching

Players

Rookies

2008 Season

Records

History

History

Playoff

SIDELINES