

RB CHRIS JOHNSON
2,006 RUSHING YARDS
OFFENSIVE PLAYER OF THE YEAR



TENNESSEE TITANS
2010 MEDIA GUIDE

2010 TENNESSEE TITANS MEDIA GUIDE

FINGERTIP INFORMATION

BAPTIST SPORTS PARK

Tennessee Titans
460 Great Circle Rd.
Nashville, TN 37228
615-565-4000
(same for training camp)



TRAINING CAMP

- Baptist Sports Park

LP FIELD/TICKET OPERATIONS

Tennessee Titans
One Titans Way
Nashville, TN 37213
615-565-4200 (Ticket Dept.)
615-565-4300 (LP Field Administration)
(69,149 capacity)

TITANS' OFFICIAL WEB SITE

www.titansonline.com

TITANS COLORS

Titans Blue (Pantone 279), Titans Navy (282), Titans Red (186), Titans Silver (877 metallic)

DIVISION/CONF./LEAGUE TITLES

- Two AFL Championships (1960, 1961)
- One AFC Championship (1999)
- Four AFL Eastern Division Championships (1960, 1961, 1962, 1967)
- Two AFC South Division Championships (2002, 2008)
- Three AFC Central Division Championships (1991, 1993, 2000)
- Four AFL Championship Game Appearances (1960, 1961, 1962, 1967)
- Four AFC Championship Game Appearances (1978, 1979, 1999, 2002)
- One Super Bowl Appearance (XXXIV)
- 21 Playoff Appearances (1960, 1961, 1962, 1967, 1969, 1978, 1979, 1980, 1987, 1988, 1989, 1990, 1991, 1992, 1993, 1999, 2000, 2002, 2003, 2007, 2008)

FRANCHISE TIMELINE

1960-1996 Houston Oilers
1997 Team Relocates from Houston to Nashville
1997 Tennessee Oilers (Liberty Bowl, Memphis)
1998 Tennessee Oilers (Vanderbilt Stadium, Nashville)
1999-Present Tennessee Titans (LP Field, Nashville)

TITANS/OILERS ALL-TIME RECORD

Regular Season: 371-379-6

Home: 215-161-2
Road: 156-218-4
As Titans: 104-72-0
As Oilers: 267-307-6

Postseason: 14-19

Home: 6-5
Road: 8-13
Super Bowl (XXXIV): 0-1

2010 TITANS SCHEDULE

PRESEASON

Day	Date	Opponent	Kickoff	TV
Sat.	Aug. 14	at Seattle	9:00 p.m.	WKRN
Mon.	Aug. 23	ARIZONA	7:00 p.m.	ESPN
Sat.	Aug. 28	at Carolina	7:00 p.m.	WKRN
Thu.	Sept. 2	NEW ORLEANS	7:00 p.m.	WKRN

REGULAR SEASON

Day	Date	Opponent	Kickoff	TV
Sun.	Sept. 12	OAKLAND	Noon	CBS
Sun.	Sept. 19	PITTSBURGH	Noon	CBS
Sun.	Sept. 26	at N.Y. Giants	Noon	CBS
Sun.	Oct. 3	DENVER	Noon	CBS
Sun.	Oct. 10	at Dallas	3:15 p.m.	CBS
Mon.	Oct. 18	at Jacksonville	7:30 p.m.	ESPN
Sun.	Oct. 24	PHILADELPHIA	Noon	FOX
Sun.	Oct. 31	at San Diego	3:05 p.m.	CBS
Sun.	Nov. 7	BYE		
Sun.	Nov. 14	at Miami	Noon	CBS
Sun.	Nov. 21	WASHINGTON	Noon*	FOX
Sun.	Nov. 28	at Houston	Noon*	CBS
Sun.	Dec. 5	JACKSONVILLE	Noon*	CBS
Thu.	Dec. 9	INDIANAPOLIS	7:30 p.m.	NFLN
Sun.	Dec. 19	HOUSTON	Noon*	CBS
Sun.	Dec. 26	at Kansas City	Noon*	CBS
Sun.	Jan. 2	at Indianapolis	Noon*	CBS

All kickoff times Central

* Times subject to change

FRANCHISE RECORD HOLDERS/CAREER

Rushing Yards	Eddie George (1996-03)	10,009
Passing Yards	Warren Moon (1984-1993)	33,685
Receiving Yards	Ernest Givins (1986-1994)	7,935
Receptions	Ernest Givins (1986-1994)	542
Interceptions	Jim Norton (1960-1968)	45
Field Goals	Al Del Greco (1991-2000)	246
Points	Al Del Greco (1991-2000)	1,060
Touchdowns	Eddie George (1996-2003)	74
Wins (Coach)	Jeff Fisher (1994-Present)	141
Wins (QB)	Steve McNair (1995-2005)	81

FRANCHISE RECORD HOLDERS/SEASON

Rushing Yards	Chris Johnson (2009)	2,006
Passing Yards	Warren Moon (1991)	4,690
Receiving Yards	Charles Hennigan (1961)	1,746
Receptions	Charles Hennigan (1964)	101
Interceptions	Fred Glick (1963)	12
	Mike Reinfeldt (1979)	12
Field Goals	Al Del Greco (1998)	36
Points	Al Del Greco (1998)	136
Touchdowns	Earl Campbell (1979)	19

TITANS STAFF DIRECTORY

Executives

K.S. Adams, Jr. Founder, Owner, Chairman of the Board, President and CEO

Executives - Executive Vice President

Steve Underwood Senior Executive Vice President; General Counsel, and Executive Assistant to Chairman of the Board

Jeff Fisher Executive Vice President and Head Coach

Don MacLachlan Executive Vice President of Administration and Facilities

Mike Reinfeldt Executive Vice President and General Manager

Executives - Vice Presidents

Elza Bullock Vice President/Assistant General Counsel

Bob Hyde Vice President of Community Relations

Jenneen Kaufman Vice President/CFO

Ralph Ockenfels Vice President of Marketing

Stuart Spears Vice President of Business Operations and Sales

Ruston Webster Vice President of Player Personnel

Coaching Staff

Mike Heimerdinger Offensive Coordinator

Chuck Cecil Defensive Coordinator

Dave McGinnis Assistant Head Coach/Linebackers

Steve Watterson Assistant Head Coach/Strength & Conditioning

Marty Galbraith Assistant Special Teams

Fred Graves Wide Receivers

Tim Hauck Assistant Secondary

Craig Johnson Quarterbacks

Dowell Loggains Offensive Quality Control

Alan Lowry Special Teams

Mike Munchak Offensive Line

Marcus Robertson Secondary

Rayna Stewart Defensive Assistant/Quality Control

Jim Washburn Defensive Line

Richie Wessman Offensive Assistant

John Zernhelt Tight Ends

Football Operations

Vincent Marino Senior Director of Football Administration

Tina Tuggle Director of Player Development

Paul Noska Equipment Manager

Joey Barranco Assistant Equipment Manager

Matt Thompson Equipment Assistant

Anthony Pastrana Video Director

Craig Patterson Assistant Video Director

Sharon Rhome Executive Assistant to EVP and Head Coach

Alesia Schulz Executive Assistant to EVP, General Manager

Desiree Maxwell Administrative Assistant/Coaching

Kenneth S. Adams, IV Administrative Assistant to Senior EVP, General Counsel

Jason Novak Assistant to Strength & Conditioning Coach

Football Operations - Medical Staff

Brad Brown Head Athletic Trainer

Don Moseley Assistant Athletic Trainer

Casey Carter Assistant Athletic Trainer

Dr. Thomas Byrd Team Physician

Dr. Burton F. Elrod Team Physician

Dr. Craig Rutland Team Physician

Dr. John Williams Team Physician

Football Operations - Player Personnel

Lake Dawson Director of Pro Scouting

C.O. Brocato National Supervisor of College Scouting

Blake Beddingfield Scouting Coordinator

Ray Biggs College Scout

Johnny Meads College Scout

Phil Neri College Scout

Cole Proctor College Scout

Jon Salge College Scout

Richard Shelton College Scout

Marvin Sunderland College Scout

Trey Koziol Pro Personnel Assistant

Brandon Taylor Pro Personnel Assistant

Lauren Pedde Administrative Assistant/Scouting

Administration

Brent Akers Operations Manager

Brad McClanahan Marketing Manager

Lynne McCracken Executive Assistant to EVP of Administration and Facilities

Mike Keith Director of Broadcasting

Russ Hudson Director of Information Systems

Craig Pelat Assistant Director of Information Systems

Gary Glenn Director of Internet Operations/Publications

Jeff Harding Internet Coordinator

Jerry Blessing Community Relations Coordinator

Tresa Halbrooks Manager of Community Relations

Joshua Love Community Relations Assistant

Rhonda Smith Senior Accountant

Blu Whipple Assistant General Counsel

Steve Berk Director of Security

Stacie Kinder Director of Cheerleaders

Pete Nelson Mascot Coordinator

T-Rac Team Mascot

Administration - Media Relations

Robbie Bohren Director of Media Relations

Dwight Spradlin Assistant Director of Media Relations

Jared Puffer Media Relations Assistant

Administration - Tickets

Marty Collins Senior Director of Ticketing

Tim Zenner Assistant Director of Ticket Operations

Josh Ward Assistant Ticket Manager

Christa Roberts Ticket Office Assistant

Anthony Hall Ticketing / Hospitality Club Member Manager

Bill Wainwright Director of Suite Sales and Services

Front Office Staff

Gwen Hernandez Accounting Services

Shannon McPeters Payroll/Accounting Services

Linda Bell Executive Assistant to the Owner/Chairman/President/CEO

Brenda Saradjian Executive Assistant to the Owner/Chairman/President/CEO

Jorene Martin Assistant to Senior EVP and General Counsel

Cindy Zermeno Assistant to VP/Assistant General Counsel

LP Field & Baptist Sports Park Management

Walter Overton General Manager/LP Field

Terry Porch Head Groundskeeper

Dempsey Henderson Facilities Manager

Mark Brant Facilities Coordinator

James Bohling Operations Technician

Jose Medrano Maintenance Technician

Jose Reyes Maintenance Technician

George Sargent Engineering Manager

Jay Goerhing Groundskeeper

Derek Amelunke Audio/Visual Technician

Lorena Hollingsworth Operations Assistant

Pat Walden Receptionist



2010 MEDIA GUIDE

Executive Bios

K.S. “BUD” ADAMS, JR.

Founder, Owner, Chairman of the Board, President and CEO



Entering his 51st year as Founder, Owner, Chairman of the Board, President and CEO of the Titans/Oilers franchise, K.S. “Bud” Adams, Jr. is an enduring figure in the NFL. As one of the original team owners in the American Football League, he has guided his franchise to new heights since relocating to Nashville in 1997, posting six playoff appearances, including an AFC Championship (1999), AFC Central title (2000), two AFC South titles (2002 & 2008), AFC Championship appearance (2002) and Wild Card teams in 2003 and 2007. He is one of only four current NFL owners to reach the 350-win plateau – Adams, Ralph Wilson (Buffalo), Dan Rooney (Pittsburgh) and Al Davis (Oakland/Los Angeles). Consistently fielding winning teams, the franchise has earned 21 playoff appearances in 50 seasons, a total that ranks fifth among NFL teams since 1960.

A native of Bartlesville, Okla., Adams’ interest in sports was first displayed while at Culver Military Academy where he earned letters in football, basketball and baseball. Upon graduation from Culver in 1940, Adams attended Menlo College (California), lettering in both rugby and football. Adams then transferred to the engineering school at the University of Kansas where he also lettered in football for the Jayhawks. During his days at KU, Adams met his future wife Nancy Neville and began his loyal affiliation with Sigma Chi Fraternity.

In 1942, while still in school at KU, Adams joined the U.S. Naval Reserve. In July 1943, he was called to active duty in the Navy’s V-12 college program, which allowed him to continue in school. In early 1944, he received orders to report to Midshipman Officer Specialty School at Notre Dame where he earned his Navy ensign commission in an accelerated 60-day program. He was sent overseas and was assigned to a PAC-Fleet carrier unit, where he served as an aviation engineering officer. He returned to the U.S. in December 1945. Lt. j.g. Adams served as an aide in the U.S. Navy’s Congressional Liaison Office in Washington, D.C. prior to his discharge in 1946.

Adams parlayed a 1946 chance stop in Houston, resulting from fog that grounded his plane, into a highly successful and diversified business empire which ranks him among the prominent businessmen in the country. In 1946, Adams started ADA Oil Company, which was a forerunner of the publicly-held American Stock Exchange-listed Adams Resources & Energy, Inc. (AE), an energy company engaged in the business of marketing crude oil, natural gas and petroleum products; tank truck transportation of liquid chemicals; and oil and gas exploration and production. Adams’ other business interests include extensive farming and ranching in California and Texas, cattle feeding, real estate, automobile dealerships and leasing. He has been a longtime collector of Western art and Native American artifacts.

During his early business career, Adams, a year-round sports fan, was an avid sponsor of amateur and AAU teams in basketball and softball. His ADA Oilers were a perennial power in the National Industrial Basketball League in the ‘50s, capturing third place in the national AAU tournament in 1956. His interest in sports was further evidenced by past ownership participation in professional baseball, basketball and boxing.

Football history was made in Adams’ office in Houston on Aug. 3, 1959, where he and Lamar Hunt held a press conference to announce the formation of the new American Football League, which would begin playing in 1960. Hunt would have a team in Dallas, Adams would have a team in Houston, and other teams would be forthcoming.

In his fifth decade as founder, owner, chairman, president and CEO of the Tennessee Titans (formerly Houston Oilers and Tennessee Oilers), the hardworking and aggressive Adams has made professional football history numerous times. In 1968, Adams’ Oilers became the first AFL/NFL team to play its home games indoors by moving into Houston’s Astrodome. A team rich in tradition and pride, the Oilers were the dominant team in the American Football League during the 10-year era (1960-69), playing in the championship game four times (1960, 1961, 1962, 1967) - and winning twice consecutively (1960, 1961); earning four AFL Eastern Division Championships (1960, 1961, 1962, 1967); and making the playoffs five years out of 10 (1960, 1961, 1962, 1967, 1969). In 1970, the AFL merged into the expanded NFL, and Adams’ teams made the playoffs 16 times (1978, 1979, 1980, 1987, 1988, 1989, 1990, 1991, 1992, 1993, 1999, 2000, 2002, 2003, 2007, 2008). In fact, the Oilers’ streak of seven consecutive playoff appearances (1987-93) was the longest streak in the NFL during that time span. In 2008, the franchise posted the best record in the NFL (13-3), while capturing its fifth division title and second AFC South crown (2002) after winning the AFC Central division in 1991, 1993 and 2000.

The Houston Oilers played their final season in 1996 at the Houston Astrodome. In 1997, Adams led the National Football League into the Mid-South region, the last untapped area without a major professional sport. That feat allowed his team to be the first NFL franchise to call “the Volunteer State” home. During construction of the stadium in Nashville, the Tennessee Oilers played the 1997 season at the Liberty Bowl in Memphis, and the 1998 season at Vanderbilt Stadium in Nashville.

On July 29, 1998, Adams announced that the Oilers’ name would be changed beginning with the 1999 season. The Oilers’ name was retired by the NFL – a first in league history – allowing the Tennessee franchise to retain the team’s winning tradition, and launching a new era in the Mid-South.

The Tennessee Titans made their debut in 1999. In Greek mythology, Titans were men of strength and power. The Titan Prometheus brought fire to man, and the new Tennessee Titans brought fire to the football fans in the Mid-South during a very memorable inaugural season, unveiling a new name, stadium, training facility, logo, uniform and colors. Adams personally selected T-Rac as the team’s new mascot.

In 11 seasons as the Titans, the franchise has won the American Football Conference Championship for the 1999 season (culminating in a trip to Super Bowl XXXIV in Atlanta, where the Titans were defeated by the Rams in one of the most exciting games in Super Bowl history), captured the AFC Central Division Championship (2000) and AFC South Division Championships (2002, 2008), built an enormous home field advantage (57-31 record at home) and the loyalty of millions of fans across the nation and throughout the world. The popularity of the Titans has translated into 114 consecutive sell-outs at LP Field (through 2009).

During Adams’ illustrious career, 65 of his players have been Pro Bowl selections, including one AFL, two NFL Most Valuable Players and five offensive or defensive Rookies of the Year. Also, eight of Adams’ players, including Bruce Matthews in 2007, have been inducted into the Pro Football Hall of Fame in Canton, Ohio. In each of the past four seasons, Adams was nominated for the Pro Football Hall of Fame as a special contributor. In recognition of the 40th season of the Houston Oilers/Tennessee Titans organization, Adams cre-

ated an official team Hall of Fame that features players and staff from the past, while creating a special place for Titans stars of the future to be recognized.

Adams is currently a working member on several prominent NFL committees, including the NFL's Finance, Hall of Fame, Legislative and Audit Committees; and he is a Trustee for the NFL Trust. Very active in national, state and local programs, Adams is on the Board of Directors of the Cherokee Indian National Historical Society; the Board of Trustees of the Pro Football Hall of Fame in Canton, Ohio; the Board of Directors of the Boy Scouts of America - Sam Houston Area Council; and a Lifetime Director of The Hundred Club in Houston. He is a Governor Emeritus of the Sigma Chi Fraternity Foundation; an Emeritus Trustee of the Culver Educational Foundation; and a Lifetime Director of the Houston Livestock Show and Rodeo. In Tennessee, he is on the Board of Directors of the Middle Tennessee Council of the Boy Scouts of America; a member of the Nashville Chamber of Commerce, and on the Board of Trust of the 100 Club of Nashville.

Adams has received numerous awards through the years. Most recently, he was inducted into the Texas Sports Hall of Fame in February of 2010. In 2008, he was awarded the inaugural Lamar Hunt Award for Professional Football by the Committee of 101. The award honors those of visionary leadership who have helped the NFL reach preeminent status and was given jointly to the "Foolish Club," the original founders of the AFL. Also in 2008, Adams and his wife, Nancy, were inducted into Baptist Hospital's Seton Society for excellence in their profession and service to the hospital. In October 2006, he was inducted into the Menlo College Athletic Hall of Fame. In February 2006, he was inducted into the Tennessee Sports Hall of Fame, becoming the first member of the organization to enter the state hall. In June 2005, he was given the Jack Smith Leadership Award recognizing his West Point Buick dealership in Houston as Dealer of the Year. Tennessee Governor Phil Bredesen appointed him Colonel Aide de Camp for the State of Tennessee in October 2004. The Tennessee General Assembly honored him and the Titans at the State Capitol in March 2001. He was awarded the Community Spirit Award by the Nashville Sports Council at the Third Annual American General Dinner of Champions in February 2001; was honored by the Cherokee National Historical Society at a dinner at the Gilcrease Museum in Tulsa, Okla., in September 2000; was honored at Tennessee State University in August 2000; was the recipient of the Lamar Hunt Outstanding Pro Football Executive Award for the year 2000 from the All-American Football Foundation; and in March 2000, he received the National Multiple Sclerosis Society's Silver Hope Chest Award in Nashville. In 1997, he was honored by Sigma Chi Fraternity with a formal portrait and bust on permanent display in the foyer and museum of their Evanston, Ill., headquarters. He was inducted into Culver Academy's Athletic Hall of Fame in the inaugural class in 1994. In 1991, he was given the Order of Constantine from Sigma Chi, which is the highest honor that fraternity can bestow. In 1990, he was given Sigma Chi Foundation's Semi-Centennial Award.

Other noteworthy honors bestowed upon Adams in the past have included the 1988 prestigious "Golden Buckle Award" from the Greater Houston Convention and Visitors Bureau; and the 1987 Distinguished American Award, presented jointly by the Houston Chapter of the National Football Hall of Fame and the Houston Athletic Committee (Chamber of Commerce). He was named 1983 "King Capon" by Bill Williams' Annual Capon Charity Dinner, Inc.; 1981 "Man of the Year" by Culver Military Academy; 1981 "Outstanding Chief Executive Officer" by Financial World Magazine; 1980 "Distinguished Alumnus" by California Community and Junior College Association; 1969 "Westerner of the Year" by the Houston Farm and Ranch Club; 1963 "Significant Sig" by Sigma Chi Fraternity; 1961 "Mr. Sportsman" by the Interfaith Charity Group; and 1960 "Houston Salesman of the Year" by the Houston Sales Association.

Adams and his wife Nancy were married for 62 years before her passing in February of 2009. They raised two daughters, Susie Smith and Amy Strunk, and a son, Kenneth S. Adams III, who is deceased. Adams has seven grandchildren.

ADAMS IN THE COMMUNITY

Football fans in the Mid-South applauded the relocation of the Titans to Tennessee in 1997, but local charities should raise a cheer as well. Since the Titans moved to Tennessee, local charities have seen approximately \$19 million flow into their organizations as a direct result of the Titans and the NFL. The great majority of the money and gifts have come from Mr. Adams and the Titans Foundation.

In recognition of his many charitable endeavors, the Nashville Sports Council presented the "2000 Community Spirit Award" to Adams at their annual Dinner of Champions on Feb. 1, 2000. The award was given for Adams' "countless charitable contributions that helped so many in the Metro Nashville community during 1999."

Mr. and Mrs. Adams established the Tennessee Titans Foundation in 1999 with an initial gift of \$500,000. The Foundation offers financial support and other resources to non-profit organizations. The largest fundraiser for the Titans Foundation is the annual Titans Charity Golf Classic, which has generated in excess of \$1.5 million in 12 events.

The Titans license plate has been a great success as fans can show support for the team on their vehicle. In seven years, the Titans specialty plate has generated over \$2 million for Tennessee charities through the Titans Foundation. In addition to the Tennessee Arts Commission, the following 10 organizations receive equal shares from the proceeds of the plate sales:

- Baptist Hospital Maternity/Birthing Center
- Boys & Girls Clubs of Tennessee
- Boy Scouts of Tennessee
- Camp Discovery
- Fisk University Scholarship Fund
- Girl Scouts of Tennessee
- Jason Foundation
- St. Jude's Children Research Hospital
- Tenn. St. University Scholarship Fund
- Vanderbilt Children's Hospital

Adams' most recent gift was in response to the historic flooding that struck the Middle Tennessee area this past May. He teamed up with the NFL and NFLPA to donate \$400,000 for disaster relief that was split between the Community Foundation of Middle Tennessee and the American Red Cross.

In 2009, he donated \$500,000 to the Baptist Hospital Foundation (Nashville) which was designated for the hospital's Obstetrics expansion project and resulted in the "Bud and Nancy Adams and Tennessee Titans Family Waiting Area," and now brings the total to \$675,000 given to Baptist Hospital.

The Titans contributed more than \$5 million over the last 12 years (1999-2010) to the NFL's Youth Football Fund, and over \$1.6 million has been allocated within the Titans' market. The fund improves youth football programs and facilities worldwide. Locally, the fund is responsible for improving 14 area fields, including 12 Metro Nashville schools and two in Dickson County, Tenn.

Youth football is also being addressed through the Titans sponsorship of the TSSAA's Titans Mr. Football Awards, which honor the best high school players from the state each year.

Over the last 11 years (1999-2009), \$6.5 million has been raised for approximately 150 charitable organizations through volunteers working in LP Field concession booths. The money volunteers would have been paid instead went to their favorite charities, all of which benefited from Titans home games being played.

Adams initiated the "Titans Join the Team Scholarship Program" that ran from 2005-07. The program rewarded high school athletes throughout the state of Tennessee with scholarships for community service. The program generated over \$500,000 in scholarship money and 30,000 service hours by students in communities throughout Tennessee.

The Titans also worked with AmSouth and Channel 5 in co-sponsoring "America's Fund" which raised \$664,000, including a \$75,000 personal gift from Mr. and Mrs. Adams and \$25,000 from the Titans organization, for victims of the Sept. 11 tragedies.

Adams' gifts have not been limited to cash donations. In January 2000, he gave the "trip of a lifetime" to Super Bowl XXXIV in Atlanta to 40 Nashville teenagers and 10 chaperones that were chosen from six local charities. "Bud's Kids" were treated to 50-yard-line seats and a three-night stay at the Titans' team hotel and a trip home on the team's 747-charter airplane.

Adams donated Super Bowl tickets to the Nashville Red Cross during a time when their available blood supply was at a critically low stage. Blood donors were eligible to win two Super Bowl tickets, and the "Super Bowl Blood Drive" resulted in 3,549 pints of blood, one of the most successful drives in the history of Nashville.

Adams donated a pair of Super Bowl tickets to be raffled off to help pay medical expenses for Kaia Jergenson, a member of the David Lipscomb University women's basketball team, who lost her legs due to bacterial meningitis.

The team's historic 1999 Super Bowl season saw Adams get heavily involved in area schools with three unique programs. He established a statewide art contest that spotlighted the importance of art in education and also added some Tennessee artistic flair to LP Field.

The art contest was open to high school students (grades 9-12) and resulted in 150 entries that hung in the suites at the stadium. One winner from each grade won \$1,000 with runners-up in each grade winning \$750 each. Adams rewarded area sixth, seventh and eighth grade students for their hard work by donating 3,500 pairs of tickets to the inaugural game versus the Falcons.

Adams and his late wife Nancy have given generously to many charitable organizations over the years. After Tropical Storm Allison devastated the Houston area in June 2001 with more than 30 inches of rain, Adams contributed \$100,000 to the "Spirit of Texas Fund" established by the Red Cross to aid flood victims. Houston Texans owner Bob McNair and NFL Charities also contributed \$100,000 each for a combined gift of \$300,000 to the fund.

In 1998, Mr. and Mrs. Adams teamed with NFL Charities to donate \$200,000 to help families in East Nashville following a devastating tornado.

He purchased more than 500 copies of "Tennessee: A History" and presented them to seventh grade history classes at public schools across the state. Wilma Dykeman was the author of the book and was a member of the Titans Advisory Board of Directors that aided Adams in selecting the new name and logo for the franchise.

Adams spearheaded the drive for construction and operation of the original Ronald McDonald House in Houston. The team also hosted a biannual fundraising gala from 1978-94, which raised more than \$3.5 million to support, operate and provide the permanent endowment of that Ronald McDonald House.

Since the Titans moved to Tennessee, local charities have seen approximately \$19 million dollars flow into their organizations as a direct result of the Titans and the NFL:

- More than \$2 million to statewide charities through Titans License Plate program
- \$1.6 million spent for area youth football efforts within the Titans' market, including upgrades to 14 youth football fields in both Nashville and Dickson County, Tenn.
- \$760,000 in gifts to the various charities in the greater Memphis area (1997 and 1998)
- \$675,000 to the Baptist Hospital Foundation
- \$500,000 distributed for scholarships through the Titans "Join the Team" Scholarship program.
- \$445,000 in gifts distributed among United Way offices throughout Tennessee
- \$400,000 (divided between the Community Foundation of Middle Tennessee and American Red Cross) for disaster relief following the 2010 Middle Tennessee flood.
- \$250,000 to Tennessee Governor's residence restoration
- more than \$230,000 in gifts to Tennessee State University
- \$200,000 (divided between American Red Cross and Nashville's Public Schools) for disaster relief following Nashville's 1998 tornado damage
- More than \$150,000 to both the Boy Scouts and Girl Scouts of Tennessee
- \$138,000 to Tennessee high school football programs for the Coach of the Week program.
- \$128,000 in gifts to Habitat for Humanity
- More than \$120,000 to Boys & Girls Clubs of Tennessee
- More than \$120,000 to Camp Discovery
- More than \$120,000 to Fisk University Scholarship Fund

- More than \$120,000 to Jason Foundation
- More than \$120,000 to St. Jude's Children Research Hospital
- More than \$120,000 to Vanderbilt Children's Hospital
- \$120,000 in gifts to the Salvation Army's Red Shield Family Initiative
- \$105,000 to Nashville's Backfield in Motion Program
- \$100,000 to Red Cross America's Fund (Sept. 11th Funding)
- \$100,000 worth of weight-training equipment to Nashville schools
- \$90,000 to Iroquois Steeplechase which benefits Vanderbilt Children's Hospital
- \$53,500 in gifts to the Junior League of Nashville
- \$33,000 gift to American Cancer Society for the Hope Lodge
- \$30,000 gift to Fannie Battle Day Home
- \$25,000 gift to Susan Gray School for Children at Vanderbilt University
- \$25,000 gift to Special Olympics
- \$20,000 gift to Nashville Public Library Foundation
- \$16,000 gift to Martha O'Bryan Center
- \$15,000 in gifts to W.O. Smith/ Nashville Community Music School
- \$11,000 gift to Auxiliary Probation Center of Memphis
- \$11,000 gift to Nashville Family Shelter
- \$11,000 gift to Kingsport "Meals on Wheels" program
- \$10,000 gift to Nashville school district to underwrite teen violence video
- \$10,000 gift to Boys & Girls Club of Middle Tennessee
- \$10,000 gift to Taft Youth Development Center Football program
- \$10,000 gift to Bethlehem Center of Nashville
- \$10,000 gift to Hands-on Science Center in Tullahoma, Tenn.
- \$10,000 gift to Franktown Open Hearts in Franklin, Tenn.
- \$10,000 gift to "The Contributor" – Nashville's Homeless Newspaper

STEVE UNDERWOOD

Senior EVP, General Counsel and Exec. Asst. to Chairman of the Board



Steve Underwood is in his 20th season with the franchise, including his fifth as Senior Executive Vice President, General Counsel/Executive Assistant to Chairman of the Board. Overall, Underwood is in his 34th year of association with the Oilers/Titans franchise.

In August of 2006, he assumed his current position and moved from Houston to Nashville. He oversees the organization in Nashville and reports directly to the owner.

On behalf of Mr. Adams in 2007, he was deeply involved in the search for the Titans' new General Manager, which resulted in the hiring of Mike Reinfeldt from the Seattle Seahawks. He interacts on a daily basis with Mr. Adams, Reinfeldt, Head Coach Jeff Fisher and Executive VP Don MacLachlan to ensure that all areas of the organization are integrated and moving in the same direction.

Since he joined the franchise in 1991, he has served as General Counsel for the franchise, a position he still holds. The Office of General Counsel handles a myriad of responsibilities, including management of Titans' salary cap and related collective-bargaining issues; involvement in negotiation and preparation of player contracts and stadium, promotional and corporate agreements; and management of litigation. He also serves as General Counsel for KSA Industries, Inc., the private holding company of Titans' owner K. S. "Bud" Adams, Jr.

Underwood was heavily involved in issues related to the franchise's relocation to Tennessee, including his role as one of the Titans' principal negotiators with local governments in Nashville, Memphis and Houston. He continues to be one of the club's principal contacts with the Sports Authority of the Metropolitan Government of Nashville and Davidson County.

In 2006, he was named to the league's Security Advisory Group, which recommends best practices in stadium security related issues. He is a member of the State Bar of Texas and the Houston Bar Association and is admitted to practice before various federal courts. He is a frequent speaker and lecturer on sports law topics at functions, law schools and seminars in Texas and Tennessee. In 1990, Underwood was issued a special citation by a student society at Texas Southern University's College of Law for his "educational contribution to the college." In 2004, he received the University of Houston Law Center's Corporate Section Achievement Award.


Prior to joining the franchise, Underwood was an attorney for the Houston firm of Caldwell & Hurst since 1977. For his entire tenure there, he served as the Houston Oilers' primary counsel. Underwood also served as a part-time business law/real estate instructor at Baytown Lee College from 1980-81, and at San Jacinto Junior College from 1981-85.

A native of Baytown, Texas, Underwood received his B.J. degree from the University of Texas and his law degree from the University of Houston Law Center. From 1974-76, while a law student, he was a legislative aide to a member of the Texas Legislature.

Underwood has five children, including daughters Christy (36), Melissa (30), Providence (15) and Liberty (13), and son, Dennis (18). Underwood and his wife, Frances, reside in Franklin, Tenn.

JEFF FISHER

EVP and Head Coach



Jeff Fisher is entering his 16th full season as Head Coach of the Tennessee Titans and his 11th as Executive Vice President. Fisher holds the franchise record for wins by a head coach with 141 victories and is the NFL leader in tenure with one team among active coaches. Entering this season, he ranks 20th on the NFL's career head coaching wins list and third among active coaches (Belichick, 163; Shanahan, 154).

Over the last 11 seasons (1999-2009), Fisher has guided the franchise to six playoff appearances – only three teams (Indianapolis, Philadelphia and New England) have more appearances during that time. During his tenure, his accomplishments include six playoff appearances (1999, 2000, 2002, 2003, 2007, 2008), three Division titles (2000, 2002, 2008), two AFC Championship Games (1999, 2002) and one Super Bowl berth (XXXIV). With 91 victories during the 2000's, Fisher directed the franchise to the most successful decade in franchise history (1990's – 88 wins).

Recent Seasons

Last season, Fisher led the Titans back from a stunning 0-6 start to win eight of the last 10 games to finish the season with an 8-8 mark. It was the first team in NFL history to win more than six games in a season after starting 0-6. The season included a quarterback change to Vince Young at the bye and featured the running prowess of Chris Johnson. Johnson became only the sixth running back in NFL history to reach 2,000 rushing yards and broke Marshall Faulk's scrimmage-yard record.

The 2008 campaign was one of the most successful regular seasons in franchise history – capturing the AFC South title, matching a franchise best and league high 13 wins, smashing the franchise record for wins to start a season with 10 and eight players earning Pro Bowl invitations. The team was driven by a dynamic run game, an efficient passing game and one of the league's best defenses.

In 2007, Fisher helped a young team take another step in the maturation process and the final rebuilding phase as this new group of Titans qualified for the playoffs for the first time since 2003. In guiding the team to a 10-6 record through the toughest division in the NFL, Fisher saw the franchise through a difficult re-tooling period that saw the team build from 4-12 in 2005, to 8-8 in 2006 and a playoff berth in 2007. The team followed the path of previously successful Jeff Fisher teams, ranking fifth in the NFL in rushing offense, fifth in the NFL in yards allowed on defense and recording a 5-3 mark on the road.

Fisher Philosophies

Hallmarks of a Fisher-led team include a stout rushing defense, the ability to possess the ball with a strong running game and poise in the midst of adversity. His ability to lead and shape a team is achieved through a combination of toughness and insight as a former NFL player. In 11 of the last 15 seasons, the Titans defense ranked in the top 10 against the run and ranks fourth in rushing defense over that period (Baltimore, Pittsburgh, San Diego). In 2003, the Titans finished first in the NFL in rushing defense for only the second time in franchise history (1993).

Fisher believes in the philosophy that a strong running game helps control the clock and keeps your defense fresh. In 12 of the last 14 seasons, the Titans have finished in the top half of the NFL in rushing offense including seven Top 10 finishes. Additionally, in 12 of the last 15 seasons, the Titans have finished with an average time of possession number of more than 31 minutes for the season.

Early Seasons Under Fisher

After rising to head coaching duties during the 1994 season, Fisher took over a team that was gutted by the emergence of the salary cap and eventually molded them into a consistent winner, overcoming any number of obstacles that were involved with moving the team from Houston to Nashville. The circumstances that surrounded the team between 1995 and 1998 helped bond the team and form an identity of strength and the ability to overcome. Fisher's teams are mentally strong, flourishing on the road where many teams will wilt. Since 1995, the Titans/Oilers have amassed the third-best road record in the NFL with a 64-56 mark during that time.

In 1997 (8-8) and 1998 (8-8), Fisher guided a team that was in a state of transition and laid the groundwork for the success that was to come. As the team arrived in Tennessee, two young stars began to take control as third-year quarterback Steve McNair took over a starting role and second-year running back Eddie George became a workhorse.

Building Blocks in Place

After years of fluidity and change, a fresh start and stability finally arrived in 1999 with a new team name and the opening of the new stadium; and in this new environment, the new Titans would flourish with the foundation that had been laid. Fisher, the Titans and Middle Tennesseans will fondly remember the accomplishments of the 1999 season, which brought the team its first AFC Championship and an appearance in Super Bowl XXXIV. Fisher and the Titans defeated AFC Central champion Jacksonville three times in 1999, handing the Jaguars their only losses. As a Wild Card team, the Titans had the most difficult route to the Super Bowl. Fisher earned his first postseason victory by defeating Buffalo 22-16, and erased a 16-0 deficit against the Rams in one of the biggest displays of heart in any second half in Super Bowl history. The Titans became only the sixth Wild Card team to earn a trip to the Super Bowl since the NFL added the Wild Card playoff team in 1978. Fisher guided the Titans to a streak of 13 consecutive wins against AFC Central Division opponents dating back to 1998. It marked the longest streak in the history of the Central Division and the third longest in the NFL since the 1970 merger.

Building on the success the Titans had during the 1999 season would be tough to accomplish, but Fisher followed the team's first AFC championship in 1999 with an AFC Central crown and the league's best record in 2000. It was the first time in franchise history that the Titans/Oilers owned the NFL's best record (13-3) and only the third time the club won the AFC Central.

In 2000, Fisher became the fifth coach in NFL history to lead his team to consecutive 13-win seasons, joining Mike Ditka (Chicago Bears, 1985-86), George Seifert (San Francisco, 1989-90), Marv Levy (Buffalo Bills, 1990-91) and Mike Holmgren (Green Bay Packers, 1996-97). The defense reached a new level of success in 2000, earning the number one ranking in the NFL for yards allowed and surrendering the third lowest point total in the league since 1977.

One of his best coaching jobs came in 2002. The Titans were poised to rebound from a disappointing 2001 season which was

plagued by injury. Tennessee got off to a 1-4 start and people on the outside began to doubt, but Fisher kept the team on an even keel and rallied the players to win 11 of the next 12 games, capture the AFC South title and earn a place in the AFC Championship Game. Fisher recognized that it would take time for the team to come together as nine new starters became familiar with the "Titans Way" of football. The Titans thrived in 2002 against the best teams, posting an NFL-best (tied with Oakland) 6-2 mark against teams with a winning record during the regular season. For his accomplishments, he was named NFL Coach of the Year by Football Digest and AFC Coach of the Year by the 101 Awards in Kansas City.

In 2003, Tennessee reached the Divisional round of the playoffs for the fourth time in five years after earning a Wild Card berth with their 12-4 mark. Tennessee continued a tradition of great play at home, posting a 7-1 record at LP Field. While the defense ranked first against the run, the offense scored the second most points in franchise history (435) and became just the third franchise since 1970 to score 30 or more points in six consecutive games. On the individual side, quarterback Steve McNair earned NFL co-MVP honors, becoming only the second player in franchise history to win the honor (Earl Campbell).

During the 2004 season, the Titans struggled to overcome an array of injuries that by the end of the season accounted for 135 games missed by starters, including season-ending injuries to 10 starters, and resulted in a 5-11 record.

Also in 2004, Fisher became the fourth youngest coach (46) to win 90 regular season games since 1960. Only John Madden (41), Don Shula (41), and Bill Cowher (44) were faster to 90 wins.

Building the Next Generation

The 2005 season also was a year of youth, as the Titans fielded the youngest team in the league and youngest NFL team in over a decade. Escaping from salary cap difficulties in a single season, the team was forced to jettison productive players who provided veteran leadership. This combination of youth and inexperience was the primary reason for the team's 4-12 record.

In 2005, with a win over the Houston Texans (10/9/05), he became just the 17th coach to reach the 100-win mark with one team.

In 2006, Fisher showed his experienced leadership skills in guiding a team that started 0-5 and was led by a rookie quarterback to an 8-8 record by winning eight of the last 11 contests, including a six-game win streak through November and December to finish one game short of the playoffs. Quarterback Vince Young earned Rookie of the Year honors and the offense posted the sixth highest rushing total in franchise history - the second highest in the Fisher coaching era (1997). Despite having the NFL's second youngest team on opening day, it was a team that learned to win close games, registering a 7-4 record in games decided by seven points or fewer (second most wins in that category in the NFL) and six come-from-behind victories.

During the 2006 season, Fisher became the first coach in franchise history to lead the team in 200 contests, reaching the milestone in a game against Baltimore (11/12/06). He became only the 12th coach in NFL history to coach 200 games with one team, joining George Halas, Tom Landry, Don Shula, Chuck Noll, Curly Lambeau, Bud Grant, Steve Owen, Bill Cowher, Joe Gibbs, Hank Stram and Marv Levy (Mike Shanahan joined the list in December of 2006 to make 13 coaches).

Fisher Background

Fisher originally joined the Oilers' coaching staff on Feb. 9, 1994, after spending two seasons as the defensive backs coach for the San Francisco 49ers. Fisher was a perfect fit for the Oilers, who were looking for a young, aggressive coach with experience in the "46" defense. Fisher had worked with the "46" for many years with former Oilers Defensive Coordinator Buddy Ryan. Fisher took over a defense that achieved dominant status in 1993, but had lost several key components to free agency. He was elevated to head coach on Nov. 14, 1994, replacing Jack Pardee, for the final six games of the season.

Fisher officially began his coaching career as an assistant for Ryan and the Philadelphia Eagles in 1986, tutoring the defensive backs for three seasons before becoming the NFL's youngest defensive coordinator in 1988. One year later, under Fisher's tutelage, the Eagles' defense led the NFL in interceptions (30) and quarterback sacks (62). In 1990, Philadelphia's defense paced the league in rushing defense and ranked second in quarterback sacks.

In 1991, Fisher headed west to be reunited with his college coach John Robinson, serving as the Los Angeles Rams' defensive coordinator before joining the 49ers one year later.

A former defensive back at the University of Southern California, Fisher played for Robinson in a star-studded defensive backfield that included future NFL stars Ronnie Lott, Dennis Smith and Joey Browner. Former Titans offensive lineman Bruce Matthews also was one of Fisher's USC teammates. Fisher's career college statistics included five interceptions and 108 tackles. The versatile Fisher also served as the Trojans' backup kicker and earned Pac-10 All-Academic honors in 1980.

Originally a seventh-round draft selection of the Chicago Bears in 1981, Fisher appeared in 49 games as a defensive back and return specialist in five NFL seasons. He earned a Super Bowl ring after Chicago's 1985 Super Bowl season, despite spending the year on injured reserve with an ankle injury that prematurely ended his playing career. During that season, Fisher began his post-playing career by assisting Ryan as an "unofficial" coach while the Bears ultimately defeated the New England Patriots in Super Bowl XX. He left Chicago in 1985 holding a number of team records including: number of punt return yards for a season with 509 yards in 1981, number of punt returns in a season with 58 in 1984, and number of punt returns in one game with eight on Dec. 16, 1984, at Detroit. He also recorded the longest punt return by a Bear in 39 years with an 88-yard return for a touchdown on Sept. 20, 1981, against Tampa Bay.

A native of Southern California, Fisher was a high school All-America wide receiver for the Toreadors of Taft High School in Woodland Hills, Calif. Fisher is an avid fisherman and golfer. He also does considerable work off the field with little accolade. He generously donates time and money to a number of different charities, including hosting a celebrity softball game that raises money for local charities, a coach's clinic for youth/high school coaches in the Mid-South and serves as spokesman for the Country Music Kid's Marathon as well as the Jason Foundation.

He also gives back to the NFL, serving on the NFL Competition Committee since 2000 and as a co-chairman of the committee since 2001. The committee is instrumental in guiding the league through rule changes and ways to improve the game.

Fisher completed his first marathon when he ran in the Country Music Marathon in 2002. In 2001, Fisher was named the winner of the Horrigan Award, given by the Pro Football Writers of America to the NFL representative that is the most cooperative with the media. Additionally, Fisher was named the 2000 Tennessean of the Year by Nashville's Tennessean and 1999 Sports Person of the year by the Nashville Sports Council.

Fisher (born 2/25/58) has three children: sons Brandon (age 23) and Trent (age 18), and daughter Tara (age 21).

Jeff Fisher Coaching Ledger

1994-2010: Head Coach, Oilers/Titans*
1994: Defensive Coordinator, Houston Oilers#
1992-93: Defensive Backs Coach, San Francisco 49ers
1991: Defensive Coordinator, Los Angeles Rams
1988-90: Defensive Coordinator, Philadelphia Eagles
1986-88: Defensive Backs Coach, Philadelphia Eagles

* Last six games in 1994

First 10 games in 1994

Fisher's Career Coaching Record

Regular Season

Year	Team	W	L	T	Pct.	Place	Notes
1994	Houston Oilers*	1	5	0	.167	4th	
1995	Houston Oilers	7	9	0	.438	2nd (tie)	
1996	Houston Oilers	8	8	0	.500	3rd (tie)	
1997	Tennessee Oilers	8	8	0	.500	3rd	
1998	Tennessee Oilers	8	8	0	.500	2nd	
1999	Tennessee Titans	13	3	0	.813	2nd	Wild Card Berth
2000	Tennessee Titans	13	3	0	.813	1st	Division Champion
2001	Tennessee Titans	7	9	0	.438	3rd (tie)	
2002	Tennessee Titans	11	5	0	.688	1st	Division Champion
2003	Tennessee Titans	12	4	0	.750	2nd	Wild Card Berth
2004	Tennessee Titans	5	11	0	.313	4th	
2005	Tennessee Titans	4	12	0	.250	3rd	
2006	Tennessee Titans	8	8	0	.500	2nd	
2007	Tennessee Titans	10	6	0	.625	3rd	Wild Card Berth
2008	Tennessee Titans	13	3	0	.813	1st	Division Champion
2009	Tennessee Titans	8	8	0	.500	3rd	

* Interim head coach

Postseason

Year	Team	W	L	T	Pct.	Notes
1999	Tennessee Oilers	3	1	0	.750	AFC Champion
2000	Tennessee Oilers	0	1	0	.000	
2002	Tennessee Oilers	1	1	0	.500	
2003	Tennessee Oilers	1	1	0	.500	
2007	Tennessee Oilers	0	1	0	.000	
2008	Tennessee Oilers	0	1	0	.000	

Career Totals

	W	L	T	Pct.
Regular Season	136	110	0	.553
Postseason	5	6	0	.455
All Games	141	116	0	.549

Fisher vs. the NFL

	Overall		Regular Season				Overall		Postseason			
	W	L	Home		Away		W	L	Home		Away	
AFC South	W	L	W	L	W	L	W	L	W	L	W	L
Houston	12	4	6	2	6	2	0	0	0	0	0	0
Indianapolis	5	11	3	5	2	6	1	0	0	0	1	0
Jacksonville	17	13	8	7	9	6	1	0	0	0	1	0
Totals	34	28	17	14	17	14	2	0	0	0	2	0
AFC North	W	L	W	L	W	L	W	L	W	L	W	L
Baltimore	8	8	4	4	4	4	1	2	0	2	1	0
Cincinnati	13	6	5	4	8	2	0	0	0	0	0	0
Cleveland	7	5	3	3	4	2	0	0	0	0	0	0
Pittsburgh	11	8	7	2	4	6	1	0	1	0	0	0
Totals	39	27	19	13	20	14	2	2	1	2	1	0
AFC East	W	L	W	L	W	L	W	L	W	L	W	L
Buffalo	5	1	3	0	2	1	1	0	1	0	0	0
Miami	3	6	2	2	1	4	0	0	0	0	0	0
New England	1	4	1	1	0	3	0	1	0	0	0	1
N.Y. Jets	4	5	3	3	1	2	0	0	0	0	0	0
Totals	13	16	9	6	4	10	1	1	1	0	0	1
AFC West	W	L	W	L	W	L	W	L	W	L	W	L
Denver	1	2	1	1	0	1	0	0	0	0	0	0
Kansas City	3	4	1	2	2	2	0	0	0	0	0	0
Oakland	5	3	4	1	1	2	0	1	0	0	0	1
San Diego	0	5	0	3	0	2	0	1	0	0	0	1
Totals	9	14	6	7	3	7	0	2	0	0	0	2

	Overall		Regular Season				Overall		Postseason			
	W	L	Home		Away		W	L	Home		Away	
NFC South	W	L	W	L	W	L	W	L	W	L	W	L
Atlanta	4	0	2	0	2	0	0	0	0	0	0	0
Carolina	2	1	1	1	1	0	0	0	0	0	0	0
New Orleans	4	0	1	0	3	0	0	0	0	0	0	0
Tampa Bay	4	1	3	0	1	1	0	0	0	0	0	0
Totals	14	2	7	1	7	1	0	0	0	0	0	0
NFC North	W	L	W	L	W	L	W	L	W	L	W	L
Chicago	1	3	0	2	1	1	0	0	0	0	0	0
Detroit	3	1	1	1	2	0	0	0	0	0	0	0
Green Bay	3	1	2	0	1	1	0	0	0	0	0	0
Minnesota	1	4	1	1	0	3	0	0	0	0	0	0
Totals	8	9	4	4	4	5	0	0	0	0	0	0
NFC East	W	L	W	L	W	L	W	L	W	L	W	L
Dallas	2	2	1	1	1	1	0	0	0	0	0	0
N.Y. Giants	4	1	3	1	1	0	0	0	0	0	0	0
Philadelphia	3	0	1	0	2	0	0	0	0	0	0	0
Washington	3	1	1	1	2	0	0	0	0	0	0	0
Totals	12	4	6	3	6	1	0	0	0	0	0	0
NFC West	W	L	W	L	W	L	W	L	W	L	W	L
Arizona	2	2	1	1	1	1	0	0	0	0	0	0
St. Louis	2	1	2	0	0	1	0	1	0	1+	0	0
San Francisco	2	2	1	1	1	1	0	0	0	0	0	0
Seattle	1	5	0	2	1	3	0	0	0	0	0	0
Totals	7	10	4	4	3	6	0	1	0	1+	0	0

	Overall		Regular Season				Overall		Postseason			
	W	L	Home		Away		W	L	Home		Away	
Totals	W	L	W	L	W	L	W	L	W	L	W	L
AFC Totals	95	85	51	40	44	45	5	4	2	1	3	3
NFC Totals	41	25	21	12	20	13	0	1	0	1+	0	0
NFL Totals	136	110	72	52	64	58	5	6	2	2	3	3
							0	1 (neutral)				

+Neutral

DON MACLACHLAN

EVP of Administration and Facilities

Don MacLachlan is in his 20th season with the Titans and his 13th as Executive Vice President. He is responsible for all non-football operations with the organization, including marketing, corporate sales, ticketing, community relations, media relations, broadcasting, is president of Tennessee Titans Entertainment, Inc. and oversees LP Field and Baptist Sports Park.

He plays an integral role in securing team sponsorships and corporate relationships, while interfacing with the Titans' radio and broadcasting partners. MacLachlan's efforts have created an excitement surrounding the team, built a fun and festive experience for fans at home games, and worked hard to link the organization with the greater Nashville community and the entire Mid-South region on a number of different levels.

MacLachlan's labors helped launch a successful campaign in 1999 that increased the team's recognition throughout the region. Under his leadership, the club has sold out a franchise-record 114 consecutive home games (through 2009). For the 11th consecutive season in 2009 the team drew over 500,000 fans, a mark that was never touched for the franchise's first 39 years. The team's radio network is comprised of over 75 stations in the Mid-South and ranks as one of the largest in the league. In addition, MacLachlan helped oversee the club's move to Nashville in 1997.

The Detroit, Mich. native started his tenure with the Houston Oilers in March 1991, as Vice President of Marketing and Broadcasting. He was elevated to Senior Vice President in 1994 and was promoted to Executive Vice President of Marketing, Broadcasting and Ticketing in 1997. MacLachlan oversaw marketing, media, community relations, and the ticket office while in Houston. He also served as the liaison between both the radio and television rights-holders. MacLachlan administered off the field operations in both Memphis and Nashville during the club's first season in Tennessee in 1997.

MacLachlan began his career in 1978 in the athletic department at Northwestern University, where he worked for 13 years. He first served as both Assistant Sports Information Director and Golf Coach. In 1981, MacLachlan was named Athletic Ticket Manager, and he was promoted to Assistant Athletic Director in 1985. MacLachlan was promoted to Associate Athletic Director in 1988 and remained in that role until joining the Oilers.

MacLachlan currently serves on the board for the Nashville Sports Council, Music City Bowl and the Tennessee Sports Hall of Fame.

A 1978 graduate of the University of Michigan, Don and his wife Kathy are parents of two daughters: Shannon (21) and Kelly (17).



MIKE REINFELDT

EVP and General Manager

Mike Reinfeldt enters his 30th NFL season, fourth as Titans Executive Vice President/General Manager and 12th with the Oilers/Titans franchise. Reinfeldt's first tenure with the team was from 1976-83 as an All-Pro safety. He re-joined the franchise in 2007, after spending seven years with the Seattle Seahawks.

Reinfeldt has built an impressive resume during his career in sports, gaining 24 years of experience as a front office executive and another nine as an NFL player. In his 18 years as an NFL executive split between Tennessee, Seattle and Green Bay, the teams he was associated with have won a combined seven division titles, made 12 playoff appearances, four NFC Championship game appearances, three Super Bowl appearances, captured one world title (1996), amassed 14 winning seasons and tallied 173 regular season wins.

In his first three years with the Titans he has shown the ability to build a team through the draft, free agency and young talent retention. In free agency, key players he added to the roster include, wide receivers Justin Gage and Nate Washington, guard Jake Scott, linebacker Will Witherspoon, tight end Alge Crumpler, cornerback Nick Harper and defensive tackle Jovan Haye.

From a draft standpoint, the team has continued to see an influx of talent arrive. Running back Chris Johnson, the 2008 first round selection, and safety Michael Griffin, the 2007 first round selection, have both been selected to Pro Bowls. Johnson added AP Offensive Player of the Year honors and a 2,000-yard rushing season last year. 2009 first-round draft pick Kenny Britt led the Titans in receiving yards in his rookie campaign, becoming the first rookie to lead the team in receiving since 1995 (Chris Sanders).

During his tenure, Gage, fullback Ahmard Hall, defensive tackle Tony Brown, cornerback Cortland Finnegan, guard Eugene Amano, offensive tackles Michael Roos and David Stewart, kicker Rob Bironas, safety Vincent Fuller and quarterback Kerry Collins each signed long-term deals that add to the stability of the roster.

In Seattle, Reinfeldt last held the title of Vice President of Football Administration and was responsible for player contract negotiations, salary cap management, player evaluations and numerous aspects of the day-to-day football operations. In eight seasons at Green Bay, he served a number of roles, including Chief Financial Officer for three years (1991-93) and VP of Administration from 1994-98. While with the Packers and under his financial leadership, the team's cash reserves went from \$4.5 million in 1991 to more than \$50 million in 1998 and improved in revenues from 23rd in 1993 to ninth in 1997. Additionally, Reinfeldt was instrumental in bringing general manager Ron Wolf to the Packers in 1991. When Mike Holmgren left the Packers for Seattle, he handpicked Reinfeldt to join him with the Seahawks with the title of Senior Vice President (1999-03).

Reinfeldt was a safety for the Oilers franchise from 1976-83, earning Pro Bowl, All-Pro and AFC Defensive Player of the Year (Kansas City Committee of 101) honors in 1979. He ranks seventh on the club's career interception list with 26 and matched the team record for interceptions in a season with 12 in 1979, which also led the NFL that season. Reinfeldt started 102 consecutive games as the



franchise reached the height of the “Luv Ya Blue” era and the team advanced to two AFC Championship games (1978 and 1979). He entered the NFL in 1975, as an undrafted free agent out of the University of Wisconsin-Milwaukee, originally signing with the Oakland Raiders, spending one season on injured reserve and playing in two games in 1976, before being waived and signed by the Oilers.

Before joining the Packers’ front office in 1991, Reinfeldt spent three years (1988-90) at the University of Southern California as the associate athletic director and spent another three years (1985-88) with the Los Angeles Raiders as the Chief Financial Officer. He earned an MBA in management and finance at Houston Baptist University.

A native of Baraboo, Wisc., Reinfeldt was a four-year starter at the University of Wisconsin-Milwaukee and recorded a school-record 24 interceptions, while earning a degree in marketing. He is the only player from the University of Wisconsin-Milwaukee program to play in the NFL, a distinction which should stand since the school dropped football as a sport in 1975.

Reinfeldt and his wife, Susan, have two children – Jared (16) and Elise (15).

REINFELDT’S BACKGROUND

2007-10: EVP/General Manager, Tennessee Titans
2005-06: Vice President of Football Operations, Seattle Seahawks
1999-03: Senior Vice President, Seattle Seahawks
1994-98: Vice President of Administration, Green Bay Packers
1991-03: Chief Financial Officer, Green Bay Packers
1988-90: Associate Athletic Director, U. of Southern California
1985-87: Chief Financial Officer, Los Angeles Raiders
1976-83: Safety, Houston Oilers
1975-76: Safety, Oakland Raiders

ELZA BULLOCK

Vice President/ Asst. General Counsel

Elza Bullock is in his 12th season with the Titans and his sixth season as Vice President/Assistant General Counsel.

He handles a variety of legal duties for the Titans and the related football companies, including litigation, employment matters, corporate transactions and the negotiation and preparation of vendor contracts.

In addition to his duties for the Titans and the other football companies, Bullock also serves as Assistant General Counsel for KSA Industries, Titans owner K. S. “Bud” Adams, Jr.’s private holding company, as well as Mr. Adams’ automobile dealerships, his aviation company and his ranching company.

Prior to joining the Titans, Bullock was in private practice in Houston working in a wide variety of legal areas, including corporate securities, municipal bonds, corporate transactions and litigation.

He served as outside counsel for the Houston Oilers and was actively involved in negotiations to move the franchise to Tennessee.

Bullock is a member of the State Bar of Texas, the Houston Bar Association and is licensed to practice law in the State of Texas, the United States District Court for the Southern District of Texas, the United States Court of Appeals for the Fifth Circuit, the United States Court of Appeals for the Sixth Circuit and the United States Tax Court. He is also a Certified Public Accountant licensed in Texas.

A Houston native, Bullock received his B.B.A., with honors, from the University of Texas at Austin. He received his law degree, with honors, from the University of Houston where he was a member of the Houston Law Review and the Order of the Barons.



BOB HYDE

Vice President of Community Relations

Bob Hyde is in his 22nd season with the Titans and 13th as Vice President/Community Relations. His tenure spans four of the team’s five decades. One of the hallmarks of the Titans’ success has been the team’s presence in the community and a responsibility to make a positive impact in that community. Hyde has directed that effort for the franchise in a multi-faceted way.

For the past 13 years, Hyde and the team’s staff have partnered with Titans Radio to make the annual Titans Caravan the team’s major fan outreach program each spring. During those 13 years, the Titans Caravan has made more than 600 stops, personally touching an estimated 375,000 fans in Tennessee, Alabama and Kentucky since its inception in 1998. A model program, the Caravan uses a variety of interactions to reach a wide-range of fans and affect communities in a positive way. He has successfully coordinated the club’s major fundraiser in the Titans Charity Golf Classic, which has raised more than \$1.5 million during the past 12 years for local charities through the Titans Foundation.

Hyde is heavily involved in the Titans specialty license plate program, which has seen Titans owner Bud Adams raise over \$2 million for statewide charities from the sale of the motor vehicle plates over the first seven years.

Hyde also serves as the club’s contact for grants to improve football fields at area schools and parks. To date, more than \$550,000 has been secured in recent years from a program funded by Adams, his fellow NFL owners and NFL players to improve football fields in Nashville/Davidson County and Nashville’s seven contiguous counties. He also serves as the main contact for the Titans/USA



Football Youth Coaches School and Youth Football Summit.

Hyde also works closely with service members from Fort Campbell Army Base, home to both the 101st Airborne Division (Air Assault) and the 160th Special Operations Aviation Regiment (Airborne), also known as the Night Stalkers. This past April, Hyde was one of 30 individuals selected by the Department of Defense to participate in the Joint Civilian Orientation Conference (JCOC). The JCOC program is sponsored by the Secretary of Defense for civilians interested in growing their knowledge of the military and national defense issues. JCOC is the oldest existing Pentagon outreach program having been held 79 times since 1948.

His office is responsible for the team's relationships with area non-profit organizations, player appearances, special events and memorabilia donation requests to assist local charities in their fundraising efforts. In 1998, Hyde served as the club's liaison between Mr. Adams and the Titans Advisory Council. The information gathered by the council and from focus groups that included hundreds of fans across the state, aided Adams in giving the franchise a new name, logo and uniform.

A native of Tullahoma, Tenn., Hyde returned to the franchise in 1998 in his current position. He was a member of the team's media relations department from 1977-85, serving as the team's Media Director from 1980-85.

Hyde also spent five years with the PGA TOUR serving as a media official prior to returning to the Titans in 1998. Hyde is a member of the Board of Directors of the Middle Tennessee Chapter of the National Football Foundation and College Hall of Fame.

A graduate of Tullahoma (Tenn.) High School, Hyde attended Middle Tennessee State University before transferring to the University of Houston. Hyde is single and has two daughters, Ashley (25) and Hannah (19). He resides in Nashville, Tenn.

JENNEEN KAUFMAN

Vice President/CFO

Jenneen Kaufman is in her 14th season and her second as Vice President/CFO for the Titans. Kaufman spent her first 11 seasons as the team's controller before being promoted to Vice President/Controller in 2008.

Kaufman is responsible for financial reporting, budgeting and the Collective Bargaining Agreement audit for the franchise. She also oversees the accounting of ticket and suite sales, sponsorships and broadcast revenues, player and staff payroll, while assisting with special projects. In addition, she oversees the accounting for LP Field, including concerts, TSU football games, the Music City Bowl and other events; and serves as human resources liaison for all Titans employees in Nashville.

In 2008, Titans owner K.S. "Bud" Adams, Jr. selected Kaufman to attend the NFL's Stanford Program for Managers, which included a wide range of educational programs designed for league executives.

Before joining the Titans, Kaufman was Vice President of Finance and Human Resources for the American Cancer Society from 1995-97. She previously worked for Arthur Andersen LLP (1992-95) as an audit division senior accountant.

A native of Knoxville, Tenn., Kaufman graduated summa cum laude with a B.S. in Business Administration from the University of Tennessee. She earned her CPA certification in 1994 and is a member of the Tennessee Society of CPA's, serving as the chair of the Sports and Entertainment Conference Committee.

For the past nine years, Kaufman has participated in the Tennessee Society of CPA's Accounting Academy, promoting accounting to high school students throughout Tennessee. Kaufman is featured in an award-winning video produced by the American Institute of Certified Public Accountants. The video is played for high school and college students across the country seeking to get into the accounting field.

An active member of the Nashville community, Kaufman serves as a volunteer at her church and speaks at various financial seminars in Nashville. She and her daughter, Maggie (6), reside in Nashville, Tenn.



RALPH OCKENFELS

Vice President of Marketing

Ralph Ockenfels is in his 13th season with the Titans, fifth as Vice President of Marketing and 20th overall in the National Football League.

Ockenfels is responsible for developing corporate sponsorship packages, retail promotions and gameday presentations and enhancements for Titans games. In 2008, he directed the Titans 10-Year Campaign by coordinating a number of elements that helped celebrate the team's 10th season as "Titans."

In 2006, Ockenfels was the point person for negotiating a 10-year naming rights deal with LP Building Products that resulted in the LP Field name and various marketing offshoots between the Titans and LP.

Ockenfels also helped launch the Titans' syndicated feature television show, "Titans All Access," which enters its eighth season in 2010 and brings Titans programming into eight television markets throughout the Mid-South region.

During the 2000 season, The Sporting News selected the Tennessee Titans' gameday atmosphere the best in the NFL. Ockenfels has worked with a variety of national programs and personalities to create fun and interesting elements for fans at LP Field, including Jeopardy, Family Feud, Who Wants to Be a Millionaire, Wheel of Fortune, The Rock, Frank Caliendo and Budweiser's "Real Men of Genius."

Prior to joining the Titans, Ockenfels was the Assistant Director of Marketing for the Green Bay Packers from 1992-98 after joining the team as an intern in 1991. Ockenfels served on the advance team for the Packers in Super Bowls XXXI and XXXII and Super Bowl XXXIV for the Titans.



A native of Iowa City, Iowa, Ockenfels earned his B.A. from the University of Northern Iowa and M.S. from Western Illinois University.

Ralph and his wife, Jannette, reside in Franklin, Tenn. conditioning coordinator before becoming an assistant coach in those areas prior to the 1988 season.

STUART SPEARS

Vice President of Business Operations and Sales

Stuart Spears enters his 24th season with the organization and his second as Vice President of Business Operations and Sales. For the previous three seasons he was the Senior Director of Sales and Operations. Spears' primary responsibilities include the administration of the club's sales and advertising efforts and the coordination of all team travel and training camp activities.

Spears began his tenure with the Oilers in 1987 in the ticket office. He worked in the ticket department for five years, finishing as the club's Assistant Director of Ticket Administration and Services until 1992, when he assumed the duties of Marketing and Broadcasting Assistant. He was promoted to Sales and Promotions Coordinator in 1995 and to Director of Sales and Operations in 1998.

Playing a role in preparing for the team's relocation to Tennessee, Spears was actively involved in the promotion of luxury suite and personal seat license sales. He also worked on a wide range of operational and political activities. He moved to Tennessee in December of 1995 in order to prepare for the team's arrival in 1997.

A native of Wilmington, Del., Spears is a graduate of Baylor University with a B.A. degree in Journalism and Marketing. He and his wife Joyce reside in Franklin, Tenn. with their sons, Wesley (19) and Dustin (15).



RUSTON WEBSTER

Vice President of Player Personnel

Ruston Webster enters his first season with the Titans as Vice President of Player Personnel after spending four years with the Seattle Seahawks. He will be involved in all aspects of personnel, but will focus most of his attention on evaluation of college talent.

An experienced football man, Webster has 22 years of personnel experience split between the Seahawks and the Tampa Bay Buccaneers. In his four years in Seattle, Webster was the VP of Player Personnel and oversaw the day-to-day management of the pro personnel and college scouting departments. Upon the departure of Tim Ruskell on December 3rd as the General Manager of the Seahawks, Webster was named interim General Manager until John Schneider was hired to fill that role in January.

Webster spent 18 years with the Tampa Bay Buccaneers in a variety of roles, including the Director of Player Personnel (2005), Director of College Scouting (2001-04), Director of Pro Personnel (1989-91) and regional college scout (1988, Northeast; 1992, South; 1993, Midwest; 1995-2000, Southwest). He was a part of the front office staff that helped build the Super Bowl XXXVII Champion Buccaneers in 2002. Webster started his career as a college coach with stops as a graduate assistant at Southwestern Louisiana (1985), Alabama (1986) and Tulsa (1987).

A native of Madison, Mississippi, Webster earned his college degree at the University of Mississippi. He and his wife, Gayle, have a daughter Hannah and sons Jacob and Drew.





2010 MEDIA GUIDE

Assistant Coaches

MIKE HEIMERDINGER

Offensive Coordinator



Mike Heimerdinger enters his third season as offensive coordinator since re-joining the Titans prior to the 2008 season and his eighth season (2000-04, 08-10) overall with Tennessee at the offensive controls. In his two stints with the team, his offenses have produced an NFL co-MVP quarterback in Steve McNair and an NFL Offensive Player of the Year in running back Chris Johnson.

Last year, Heimerdinger ran the offense into the record books, as Chris Johnson (2,006 yards) became just the sixth player in NFL history to rush for 2,000 yards in a season and broke Marshall Faulk's NFL record for scrimmage yards in a season (2,509 yards). Johnson earned AP Offensive Player of the Year honors while registering a dozen 100-yard rushing games and was the first of the 2,000-yard rushers to also total 500 yards receiving. The rushing total for the team (2,592) was the second highest in franchise history, only behind the 1980 team (2,635 yards). As an offense, the team ranked second in fewest sacks allowed, accumulated the fifth highest point total (354) during the Fisher era and ranked 11th in third down offense.

In his first year back with Tennessee in 2008, Heimerdinger fulfilled Jeff Fisher's promise of scoring more points as the Titans posted 375 points during the 2008 season, the third-highest total for a Fisher-led team. An extremely efficient and opportunistic offensive unit, the Titans ranked third in the NFL in red-zone offense (62.2% touchdowns), first in sacks allowed with a franchise-low 12 and third in giveaways with only 17. Four players earned Pro Bowl selections (QB Kerry Collins, RB Chris Johnson, C Kevin Mawae and T Michael Roos) and several others posted career high numbers (TE Bo Scaife, WR Justin Gage, WR Brandon Jones and RB LenDale White).

His offenses have been receiver-driven, but also have the ability to control games with a rushing attack. In his first tenure with the Titans, he directed an attack that produced the only two 3,000/1,000/1,000-yard seasons in the history of the franchise in 2002 and 2003 (McNair/George/Mason). Also during his tenure, Steve McNair earned NFL co-MVP honors in 2003, becoming the franchise's first quarterback to earn the accolade.

In the two seasons (2006-07) with the Denver Broncos prior to rejoining the Titans, Heimerdinger held the title of Assistant Head Coach and worked with the Broncos offense. He helped Jay Cutler move into the starting role as a rookie and as a full-time starter entering the 2007 season. Cutler ranked fifth in the AFC in passer rating (88.1) in 2007, while throwing for 3,497 yards and 20 touchdowns. Overall in 2007, the Broncos ranked 11th in total offense and ninth in rushing yards.

He spent the 2005 season as offensive coordinator with the New York Jets under head coach Herman Edwards, a year that saw the offense ravaged by injuries. The team was forced to use five different quarterbacks and saw two starting linemen relegated to injured reserve. Heimerdinger originally joined the Titans as offensive coordinator in 2000 and presided over the offense during one of the finest five-year stretches in franchise history. Tennessee advanced to the playoffs in three of his five years with the team and ranked in the top 10 in offense twice. During his tenure, the offense reached new heights with nearly every offensive player posting career-best seasons (McNair, George, Wycheck, Mason, Bennett, Brown and McCareins) and establishing new franchise marks. His finest season came in 2003, where the Titans posted the second highest point total in franchise history (435), a franchise record six consecutive games scoring 30 or more points and the franchise's first quarterback to win NFL MVP honors (McNair).

He took an established run game that featured Eddie George, built on it and developed a dangerous passing game over time. In Heimerdinger's first season at the controls in 2000, George posted a career-high 1,509 rushing yards and scored 14 rushing touchdowns. In each of his five initial seasons as offensive coordinator, Tennessee ranked in the top five in time of possession.

While leaning on the run game, Heimerdinger was developing McNair into an elite passer and yearly progress was evident in his passer rating. In the year prior to his arrival (1999), McNair posted a 78.6 passer rating while leading the team to an AFC Championship.

In his first season with Heimerdinger, he improved to a then-career best 83.6 and started a yearly climb that culminated with his co-MVP season in 2003 with a 100.4 rating. The wide receiver corps raised its play under Heimerdinger as the offense transitioned from one that focused on the tight end, to one that was more wide receiver driven. During his tenure with the team wide receivers Derrick Mason and Drew Bennett blossomed into terrific NFL receivers. Over the five years in Heimerdinger's offense, Mason went from a receiver who caught 33 passes in his first two seasons to a Pro Bowl receiver who averaged 81 receptions, 1,101 yards and seven touchdowns per season. He also became the first player in franchise history to record four consecutive 1,000-yard receiving seasons from 2001-04.

Heimerdinger originally joined the Titans after five seasons coaching the wide receivers for the two-time world champion Denver Broncos. Under his tutelage, the Denver tandem of Rod Smith and Ed McCaffrey became one of the top duos in the NFL.

Heimerdinger went to Denver in 1995 from Duke University where he was the offensive coordinator and running backs coach in 1994. Before Duke, Heimerdinger spent five years (1989-93) as offensive coordinator at Rice University. During his tenure, the Owls produced the school's first back-to-back winning seasons since 1960-61. In 1988, Heimerdinger served as offensive coordinator at Cal-State Fullerton, where his club set the school's single-game record for most points scored with 58.

Heimerdinger began his coaching career in 1975 in the high school ranks of Illinois and earned a head coaching job at Johnsburgh High School in McHenry, Ill. Two years later, he served as a graduate assistant coach at the University of Florida in 1980. He spent 1981 at Air Force and at North Texas State in 1982 before returning to Florida in 1983. He spent five years at Florida before moving on to Cal-State Fullerton.

A native of Dekalb, Ill. (10/13/52), Heimerdinger played wide receiver (1970-71) and centerfield at Eastern Illinois, where he earned his degree in history in 1975. He also participated in the NCAA Division II College World Series in 1974 and is the school's all-time base stealer (51). In 2008, he was inducted into Eastern Illinois' Hall of Fame. He later earned his master's in Administration from Northern Illinois. Mike and his wife Kathie are parents of daughter, Alicia, and son, Brian.

Mike Heimerdinger Coaching Ledger

2008-10: Offensive Coordinator, Tennessee Titans
2007: Assistant Head Coach/Quarterbacks, Denver Broncos
2006: Assistant Head Coach, Denver Broncos

2005:	Offensive Coordinator, New York Jets
2000-04:	Offensive Coordinator, Tennessee Titans
1995-99:	Wide Receivers, Denver Broncos
1994:	Offensive Coordinator/Offensive Backs, Duke University
1989-93:	Offensive Coordinator, Rice University
1988:	Offensive Coordinator, Cal State-Fullerton
1983-87:	Wide Receivers, University of Florida
1982:	Quarterbacks, North Texas State
1981:	Wide Receivers, Air Force Academy
1980:	Graduate Assistant, University of Florida
1978-79:	Head Coach, Johnsburgh High School, McHenry, Ill.
1975-77:	Asst. Coach, Grant High School, Fox Lake, Ill.

CHUCK CECIL

Defensive Coordinator

Chuck Cecil is in his 10th season as a Titans coach and his second as defensive coordinator.

In his first season at the controls, Cecil continued the tradition of great run defense, which finished the season 11th in the NFL, while dealing with a number of injuries early and late in the season. Tennessee ranked eighth in the league in interceptions (20) and second in interceptions returned for touchdown (4). Over the last three years, Tennessee ranks third in the NFL in interceptions (62) behind Green Bay and Baltimore. Over last 10 games of the season, the Titans earned an 8-2 record as the defense ranked 11th in the league in scoring defense over that period.

In 2008, as the secondary coach, Cecil oversaw a group that developed into one finest in the NFL, as three of the four players (Finnegan, Hope, Griffin) were invited to the Pro Bowl for the first time in their careers. It was the first time in franchise history that three players from the secondary represented the team in the Pro Bowl. Overall, the defensive backs collected 19 interceptions, which ranked second (Green Bay) in the NFL in interceptions by a secondary. The Titans ranked ninth in pass defense and seventh in total defense.

In 2007, the secondary recorded 14 interceptions and the team total of 22 ranked second in the NFL. Rookie safety Michael Griffin and second-year cornerback Cortland Finnegan took significant strides and solidified their starting roles. Griffin recorded three interceptions, the most by a Titans/Oilers rookie safety since Bubba McDowell recorded four in 1989.

In his time coaching safeties (2004-06), Cecil oversaw the transition of the Titans safeties from a traditional “in the box” strong safety and deep free safety into a system that requires an all-round player that can play either spot and creates a defense that is more flexible. Under his direction, safety Chris Hope emerged as a consistent playmaker and the undisputed leader of the Titans secondary. He registered career highs in tackles (128) and interceptions (5) in 2006.

Cecil originally joined the Titans coaching staff as defensive assistant coach in 2001 and was promoted in 2004, to work with the safeties and nickel backs. As a player, Cecil was known for his thunderous tackling and aggressive style during his time as a safety for the Green Bay Packers (1988-92), Phoenix Cardinals (1993) and Houston Oilers (1995). Cecil earned a trip to the Pro Bowl and garnered All-Madden status in 1992 after four interceptions and 102 stops. In 95 career games he totaled 400 tackles and 16 interceptions. He was originally drafted by the Packers in the fourth round (89th overall) of the 1988 NFL Draft.

Initially a walk-on for the University of Arizona football team, Cecil earned consensus All-America and Pac-10 Defensive Player of the Year honors after a nine-interception senior season. As he left the college game, Cecil owned the career interception record in the Pac-10 with 21. In 2009, he inducted in to the College Football Hall of Fame and was inducted into the Wildcats’ Sports Hall of Fame in 1993. He also spent two seasons (1999-2000) as a television analyst for the University of Arizona football games.

A California native, Cecil (11/8/64) was an avid golfer who played a number of events on the Celebrity Golf Tour. Cecil and his wife, Carrie, have a daughter, Charli (5), and reside in Nashville.



Chuck Cecil Coaching Ledger

2009-10:	Defensive Coordinator, Tennessee Titans
2007-08:	Secondary, Tennessee Titans
2004-06:	Safeties and Nickel Backs, Tennessee Titans
2001-03:	Defensive Assistant/Quality Control, Tennessee Titans

DAVE MCGINNIS

Assistant Head Coach/Linebackers

Dave McGinnis, a 37-year coaching veteran, enters his seventh season with the Titans as the club's linebackers coach and sixth as Assistant Head Coach.

McGinnis has 24 seasons of NFL experience, including three and a half years as the head coach for the Arizona Cardinals. One of the most respected defensive minds in the game, McGinnis directed the Cardinals defense as their defensive coordinator from 1996 to 2000.

He has guided three Titan linebackers to new career heights – Keith Bulluck, Stephen Tulloch and David Thornton. Each of the three reached career high marks in almost every category under his tutelage. Last season, Tulloch registered a team-high 132 stops and two sacks. Bulluck logged his eighth consecutive 100-tackle performance and ranks second on the franchise list for career interceptions by a linebacker (19). Thornton recorded two of his three 100-tackle seasons with the Titans and seven forced fumbles. In two of the last three years, the Titans finished in the NFL's top 10 in both total defense and rushing defense.

As defensive coordinator in Arizona, he led a group that produced three Pro Bowlers in CB Aeneas Williams, DT Eric Swann and DE Simeon Rice. Rice also earned AP Rookie of the Year honors in 1996 and tallied 51.5 sacks in his tenure with the team, including a franchise record 16.5 sacks in 1999. His 1998 defense helped lead Arizona to the playoffs and ranked third in the league in takeaways with 39. He totaled 16 wins (16-33) in three full seasons as head coach.

McGinnis built his reputation and knowledge during a 10-year stint (1986-95) with the Chicago Bears as a linebackers coach, where he worked with one of the best linebacker corps in the game: Mike Singletary, Wilber Marshall and Otis Wilson. He coached Hall of Famer Mike Singletary for seven of his 12 years in the league with each ending in a trip to the Pro Bowl. During his tenure in Chicago, the Bears advanced to the playoffs six times and the defense finished in the top six of the NFL in defense six times, including a first or second place ranking three times.

Prior to joining the NFL ranks, McGinnis spent 13 years in college football with stops at his alma mater Texas Christian University (1973-74, '82), Missouri (1975-77), Indiana State (1978, '80-81) and Kansas State (1983-85).

McGinnis was a three-year starter as a defensive back at TCU, where he graduated in 1973 with a degree in business management.

Born in Independence, Kan. (8/7/51), and raised in Snyder, Texas, McGinnis resides in Nashville, Tenn., with his wife Kim.



Dave McGinnis Coaching Ledger

2005-10:	Assistant Head Coach/Linebackers, Tennessee Titans
2004:	Linebackers, Tennessee Titans
2000-2003:	Head Coach, Arizona Cardinals (named head coach 12/18/00)
1996-2000:	Defensive Coordinator, Arizona Cardinals
1986-95:	Linebackers, Chicago Bears
1983-85:	Defensive Ends/Linebackers, Kansas State
1982:	Defensive Backs, Texas Christian
1978, '80-81:	Defensive Backs, Indiana State
1976-77:	Defensive Backs, Missouri
1975:	Graduate Assistant, Missouri
1973-74:	Graduate Assistant, Texas Christian

STEVE WATTERSON

Assistant Head Coach/Strength and Conditioning

One of the top strength and rehabilitation experts in the NFL, Steve Watterson is in his 25th season as the Titans' strength and conditioning coach.

Qualities of a Jeff Fisher team include strength, physicality and conditioning. Watterson has been entrusted with instilling many of these qualities that Fisher demands of his team.

In 2010, Watterson earned his 'Art of Strength' Kettlebell Instructor Certification during the 'A.O.S' seminar held at Punch Gym in Franklin, Tenn. He becomes the first NFL Strength and Conditioning coach to complete the certification program and along with his assistant, Jason Novak, are the only tandem of 'A.O.S' certified instructors in professional sports. At the request of the Army's 5th Special Forces Group, Watterson has coached many of their instructors in kettlebell training techniques and team building activities.

In 2008, he was elected to the Alliance for Natural Health's Scientific Advisory Board. The Alliance for Natural Health USA (ANH-USA); which was formed in 1992, is part of an international organization dedicated to promoting sustainable health and freedom of choice in healthcare through good science and good law.

In 2002, Watterson was awarded the President's Award from the Professional Football Strength and Coaches Society for his contributions to the field of strength and conditioning. In 1999, he was appointed to the National Research Council for Health (NRCH) scientific advisory council. NRCH was formed in 1977 to expand the scientific foundation and understanding of natural health science.

In 1992, Watterson received one of the highest honors of his career when he was named Professional Strength and Conditioning Coach of the Year. Watterson has been instrumental in helping to develop and implement various strength and conditioning programs with the Titans and directs the club's successful off-season conditioning program. Watterson joined the Oilers in 1986 as strength and conditioning coordinator before becoming an assistant coach in those areas prior to the 1988 season.



Before joining the Oilers, Watterson spent two seasons (1984-85) as the assistant trainer for the Philadelphia Eagles. From 1979-80, he served as the head trainer at Tucson (Ariz.) High School before accepting a similar post at Amphitheater High School in Tucson (1980-84). Watterson's other activities have included serving as a trainer at the 1982 Olympic Development Camp and at the National Sports Festival in Colorado Springs in 1983. Following the 1990 season, Watterson received national attention when he personally supervised the rehabilitation of auto racing superstar A.J. Foyt. Foyt credits Watterson with his ability to come back from severe leg injuries to race in the 1991 Indianapolis 500.

Watterson has advised Olympic and World-Class athletes on proper nutritional supplementation. NASCAR teams, such as Richard Petty's, have called on Watterson to advise them on proper nutrition for improved performance. He also has advised NASCAR teams on training for proper biomechanics for their pit crews.

Watterson has patents pending on shoulder and leg rehabilitation devices and on a leg measuring device through his company, Kelsea Plus Corp. He received his bachelor's degree from Rhode Island and his master's degree from Arizona.

A native of Newport, R.I. (11/27/56), Watterson has three daughters, Kelsea (21), Bergen (12) and Dottie (4), and three sons, Brock (15), Cole (14) and Caden (8). Steve and his wife, Heidi, live in Hendersonville, Tenn.

Steve Watterson Coaching Ledger

1986-10: Strength and Conditioning, Tennessee Titans
1984-85: Assistant Trainer, Philadelphia Eagles

MARTY GALBRAITH

Special Teams Assistant

Marty Galbraith is in his sixth season with the Titans as assistant special teams coach and eighth overall in the NFL. Galbraith assists Alan Lowry in every aspect of the special teams, including film break down, game-planning and instruction. In his first five seasons, he has also assisted Mike Munchak in his work with the offensive line.

Last year, the special teams unit lost punter Craig Hentrich to injury in the second game of the season. Eventually, Brett Kern was claimed off waivers from Denver and put together a sensational 10 games with the Titans – averaging 45.0 yards per punt and a net average of 41.4 yards. The net average would have been a new franchise record, but he fell three punts short of qualifying for the mark. A whopping 48 percent of Kern's punts (18 of 37) finished inside the opponent's 20.

In 2008, the Titans finished first in the NFL in kickoff return average (25.4) and returner Chris Carr finished in the top 10 in the AFC in both kickoff return average and punt return average.

The 2007 season saw the emergence of kicker Rob Bironas into a record-setting performer and a Pro Bowl talent. He earned his first Pro Bowl selection after leading the league in field goals made (35), including an NFL-record eight field goals in a game at Houston.

The special teams unit had another standout season in 2006, which included the leading punt returner in the NFL (Pacman Jones, 12.9 avg.), ranking second in net punt average, third in punts inside the 20-yard line (32) and a franchise long 60-yard field goal by Bironas to defeat Indianapolis. In 2005, the Titans were the only NFL team that didn't have a negative special teams play over the entire season (fumble lost, blocked kick, return allowed for TD).

A 37-year coaching veteran, Galbraith has coaching experience in a variety of capacities and at all levels including pro, college and high school, most recently as offensive coordinator for Duke University during the 2004 season.

Galbraith has experience in the professional ranks with the Arizona Cardinals (tight ends, 2003) under Dave McGinnis, Kansas City Chiefs (offensive line, 1985), and the USFL's Tampa Bay Bandits (offensive line, 1983-84) and Arizona Outlaws (offensive line, 1986).

His background includes 20 years at the collegiate level and another seven in the high school ranks. He was the offensive line coach at North Carolina State (2000) and took over as offensive coordinator (2001-02) for the Wolfpack, setting numerous offensive records, including a school record 11-win season in quarterback Philip Rivers' junior season.

He broke into the coaching ranks as a grad assistant at Northwest Missouri State in 1973 and would make stops at Purdue (1977), Wake Forest (1978-82, 1989-90), Louisiana State (1987-88), Pittsburgh (1991), Georgia Tech (1992-93) and Marshall (1998-99). His teams appeared in eight bowl games: 1979 and 2001 Tangerine Bowls, 1987 Gator Bowl, 1988 Hall of Fame Bowl, 1998 and 1999 Motor City Bowl, 2000 Micronpc.com Bowl and the 2002 Gator Bowl.

His tenure at Marshall saw the Thundering Herd post a 25-1 mark, including two Mid-American Conference championships and the development of Chad Pennington into a first-round draft pick.

A native of Joplin, Mo. (2/3/50), Galbraith was a standout defensive back at Missouri Southern and captained the NAIA national championship team in 1972. He was inducted in the Missouri Southern Athletic Hall of Fame in 1999. Galbraith has three grown children – daughters Amy and Kasie, and son Stephen, daughter-in-law Michelle, grandson Samuel and granddaughter Anna – and resides in Nashville, Tenn.




Marty Galbraith Coaching Ledger

2005-10: Asst. Special Teams, Tennessee Titans
2004: Offensive Coordinator, Duke
2003: Tight Ends, Arizona Cardinals
2000-02: Offensive Line/Offensive Coordinator, N.C. State
1998-99: Asst. Head Coach/Off. Coord./Offensive Line, Marshall
1995-97: Head Coach, Lassiter (Ga.) High School

1994:	Defensive Backs, Pope (Ga.) High School
1992-93:	Tight Ends/Special Teams, Georgia Tech
1991:	Tight Ends/Special Teams, Pittsburgh
1989-90:	Offensive Coordinator/Offensive Line, Wake Forest
1987-88:	Tight Ends/Offensive Line, Louisiana State
1986:	Offensive Line, Arizona Outlaws (USFL)
1985:	Offensive Line, Kansas City Chiefs
1983-84:	Offensive Line, Tampa Bay Bandits (USFL)
1978-82:	Offensive Line/Defensive Backs, Wake Forest
1977:	Wide Receivers, Purdue
1974-76:	Offensive Line, Joplin (Mo.) Memorial High School

FRED GRAVES

Wide Receivers



Fred Graves is in his fourth season with the Titans and 35th season in coaching.

In his three seasons with the Titans, Graves has developed his corps into a reliable group of receivers. Both Justin Gage (55) and Nate Washington (47) posted career highs in their first seasons with the Titans. Last season he groomed rookie wide out Kenny Britt into the Titans leading receiver (701 yards), becoming the first rookie to lead the franchise in receiving yards since Chris Sanders in 1995. Britt's receiving yardage total was the fifth highest by a rookie in franchise history and ranked fifth among NFL rookies last year. In 2008, Gage ranked third in the NFL in average yards per reception (19.1) and posted a career high six touchdown grabs. A stickler for precision, Graves' receiver group has ranked in the top 10 in the NFL in two of the last three seasons in fewest drops per catchable pass (16 in 2007 and 22 in 2008, according to STATS, Inc.).

Graves joined the Titans from the Detroit Lions, where he coached the wide receivers in 2005. In his one season with the Lions, the corps of wide receivers totaled 148 receptions for 1,810 yards and Roy Williams continued to mature into a featured target with a career-high eight touchdowns.

Graves spent one season coaching the wide outs for the Cleveland Browns in 2004. His first NFL job was with the Buffalo Bills on Gregg Williams' staff from 2001 until 2003. In 2002, the Bills receivers posted eye-popping numbers with the trio of Eric Moulds, Peerless Price and Josh Reed combining for 231 receptions, 3,053 yards and 21 touchdowns. Moulds became the first Bills receiver to reach the 100-reception mark in a season and earned a Pro Bowl selection.

Graves spent 26 years coaching in the college ranks with 19 of those years (1982-00) spent at his alma mater, Utah. While coaching for the Utes, he held a number of positions, including assistant head coach/wide receivers (1994, 1998-00), offensive coordinator/wide receivers (1995-97), wide receivers (1982-89, 1991-93) and running backs (1990). In his tenure with the Utes, he tutored future NFL players Kevin Dyson (Titans) and Steve Smith (Carolina Panthers). Graves' coaching career began at Northeast Missouri State (1975-76) and includes stints at Western Illinois (1977-78) and New Mexico State (1979-81).

Born in Los Angeles, Calif. (3/2/50), Graves played halfback and split end for the University of Utah and led the team with 45 receptions in his senior year. Graves and his wife, Michele, have a son, Marcus (14), a grown daughter, Amber, and two grandchildren, Teneil and Isaiah. His wife Michele was a former softball coach at the University of Utah and a Utah Softball Hall of Fame Inductee.

Fred Graves Coaching Ledger

2007-10:	Wide Receivers, Tennessee Titans
2005:	Wide Receivers, Detroit Lions
2004:	Wide Receivers, Cleveland Browns
2001-03:	Wide Receivers, Buffalo Bills
1998-00:	Asst. Head Coach/Wide Receivers, University of Utah
1995-97:	Offensive Coordinator, University of Utah
1994:	Asst. Head Coach/Wide Receivers, University of Utah
1991-93:	Wide Receivers, University of Utah
1990:	Running Backs, University of Utah
1982-89:	Wide Receivers, University of Utah
1979-81:	Tight Ends/Wide Receivers, New Mexico State
1977-78:	Tight Ends/Wide Receivers, Western Illinois
1975-76:	Tight Ends/Wide Receivers, Northeast Missouri St.

TIM HAUCK

Assistant Secondary

Tim Hauck enters his second season as the Titans assistant secondary coach and his 15th year in the NFL.

In his first campaign with the Titans, the defense totaled 20 interceptions (16 from the secondary), which ranked eighth best in the NFL.

Hauck joined the staff in 2008, after spending five years in the college ranks. Prior to joining the Titans, he coached safeties at UCLA for a defense that ranked second in the Pac-10 in pass defense. Prior to joining UCLA, he spent four seasons at his alma mater, Montana, coaching the full secondary in 2007 and three years working with the safeties from 2004-2006. In 2007, Montana ranked 10th nationally in pass efficiency defense while totaling 17 interceptions and allowing only eight passing touchdowns.

Hauck also brings the understanding of a 13-year NFL career that included 183 games of experience. He was originally an undrafted free agent with the New England Patriots in 1990 and went on to play with Green Bay (1991-94), Denver (1995-96), Seattle (1997), Indianapolis (1998), Philadelphia (1999-2001) and San Francisco (2002). His greatest season came in 1999, when he started 15 games at safety for the Eagles and totaled 60 tackles and one interception. For two seasons (1991-92) in Green Bay, Hauck and Titans defensive coordinator Chuck Cecil were secondary teammates with the Packers.

An All-American safety (1988-89) at the University of Montana, Hauck ranks third in Grizzly history in tackles (305) and interceptions (15) and twice earned Big Sky Defensive MVP honors.

A Butte, Mont. native, Hauck (12/20/66) and his wife, Denali, reside in Nashville.



Tim Hauck Coaching Ledger

2009-10:	Assistant Secondary, Tennessee Titans
2008:	Safeties, UCLA
2007:	Secondary, University of Montana
2004-06:	Safeties, University of Montana

CRAIG JOHNSON

Quarterbacks

Craig Johnson is in his 11th season with the Titans and ninth as quarterbacks coach. He originally came to Tennessee as an offensive assistant/quality control coach and was promoted to quarterbacks coach prior to the 2002 season.

During his tenure with the team, Johnson has developed an NFL co-MVP (Steve McNair, 2003), an NFL Rookie of the Year (Vince Young, 2006) and helped an accomplished veteran recapture his high level of play (Kerry Collins). The quarterback group has totaled six Pro Bowl invitations during his time with the Titans.

Last season, Young took the reins after a 0-6 start to the season and led the team to an 8-2 record in the final 10 contests. In the process, he posted a career high passer rating (82.8) and was invited to play in his second Pro Bowl. During his tenure, Young has led the Titans to a 26-13 record as a starter.

In 2008, Kerry Collins was thrust into a starting role with the injury of Young in the season opener – a role he wouldn't relinquish the rest of the season. Collins ended the season with the third highest passer rating of his career (80.2), lowest sack total of his career, a Pro Bowl selection and the highest win total of his career.

In 2006, Johnson mentored Young, the team's first-round draft pick, in his transition from college phenom to rookie backup to full-time starter in the span of six months. Young became the starter in Week 4 and proceeded to post an 8-5 record, earning NFL Rookie of the Year honors and becoming the first rookie quarterback to play in the Pro Bowl. Young would establish a number of league and franchise rookie records, including the most rushing yards (552) and rushing touchdowns (7) in NFL history; he sits atop all of the Titans/Oilers offensive categories for rookie signal callers.

In his first six seasons with the team, Johnson helped develop McNair into one of the finest quarterbacks in the NFL, co-MVP of the league in 2003 and three-time Pro Bowl selection. Over the six-year period, McNair set career highs in every category, including passing yards (3,387 in 2002), completion percentage (62.6 in 2000), touchdowns (24 in 2003) and passer rating (100.4 in 2003).

Johnson also was instrumental in the progression of Billy Volek into a record-setting performer. He owns the NFL record for passing yards over the first 10 career starts (2,789 yards), and Volek also became one of just five players in NFL history to post consecutive 400-yard passing games (Fouts, Marino, Simms and Cassel) in 2004.

In 2003, McNair became the first quarterback in franchise history to earn NFL MVP honors. He also became the first AFC quarterback since 1995 to post a yards-per-attempt average of 8.0 or higher (8.04) and the only AFC quarterback to produce a touchdown in every game he started in 2003. Additionally, each of the three Titans quarterbacks (McNair, Volek and Neil O'Donnell) finished the year with passer ratings above 100.

Johnson joined the Titans staff after spending three seasons as the quarterbacks coach at the University of Maryland. During his tenure, he also served as the Terps' offensive coordinator for two years (1997-98). In his last year at Maryland, the Terps led the Atlantic Coast Conference in rushing offense (235 yards per game avg.).

He served as the quarterback coach for five seasons at Northwestern University (1992-96). At NU, he was part of the first back-to-back Big Ten Conference champions (1995-96) in the school's history. Johnson's quarterback Steve Schnur earned first-team All-Big Ten honors as a senior and posted a career-high 336 passing yards in the 1996 Rose Bowl against USC. In three of his five years at NU a Wildcats quarterback earned All-Big Ten honors. During his stint with the Wildcats (1994), Johnson spent time with the Chicago Bears



as a part of the NFL's Minority Coaching Internship program.

Prior to his stint at Northwestern, Johnson served as offensive coordinator and quarterbacks coach for three seasons (1989-91) at Virginia Military Institute. Under Johnson, VMI's offense ranked fifth in the nation in total offense in 1990 and first in rushing offense in 1991. He broke into college coaching as a graduate assistant at his alma mater, Wyoming, in 1983 before moving on to the University of Arkansas in 1984 in the same capacity. In 1985, he was a part-time assistant coach at Army, tutoring the fullbacks. Johnson then served as running backs coach for three seasons (1986-88) at Rutgers.

A native of Rome, N.Y. (3/3/60), Johnson grew up in Aurora, Colo., and earned three letters as a quarterback at Wyoming, throwing for more than 1,100 yards and seven touchdowns as a senior in 1982. Johnson and his wife, Darlene, are parents of two daughters, Shelby (20) and Sydney (18).

Craig Johnson Coaching Ledger

2002-10: Quarterbacks, Tennessee Titans
2000-01: Offensive Assistant/Quality Control, Tennessee Titans
1997-98: Offensive Coordinator, University of Maryland
1997-99: Quarterbacks, University of Maryland
1992-96: Quarterbacks, Northwestern University
1989-91: Offensive Coordinator/Quarterbacks, Virginia Military Institute
1986-88: Running Backs, Rutgers University
1985: Assistant Running Backs, Army
1984: Graduate Assistant, University of Arkansas
1983: Graduate Assistant, University of Wyoming


DOWELL LOGGAINS

Offensive Quality Control

Dowell Loggains is in his third season as a Titans coach. Loggains is responsible for assisting offensive coordinator Mike Heimerdinger in the passing game and game preparation. On the field, he primarily works with the quarterbacks. Loggains originally joined Tennessee as a coaching administrative assistant.

Prior to joining the Titans, Loggains spent the 2005 season as a scouting assistant with the Dallas Cowboys. His duties included assisting with opponent film breakdown, self-scouting and statistical analysis to be used in game plan preparation.

A native of Newport, Ark., Loggains (10/1/80) graduated with a Bachelor of Science and master's degree in education from the University of Arkansas. He was a four-year letterman as a quarterback and holder for the Razorbacks from 2000-04, appearing in 50 games. Loggains was a two-year starter at quarterback for Abilene Cooper (Texas) High School. He and his wife, Beth, have a daughter, Reese (1), and reside in Nashville.



Dowell Loggains Coaching Ledger

2008-10: Offensive Quality Control Coach, Tennessee Titans

ALAN LOWRY

Special Teams

Alan Lowry is in his 15th season as an assistant coach with the Titans and 12th as special teams coach. During the last 10 seasons, the Titans have produced 13 special teams touchdowns, including 10 kick returns for touchdowns. Lowry's special teams have consistently ranked among the league leaders in both return yardage and return defense while placing a number of different players among the league leaders in return yardage, including Derrick Mason, Pacman Jones and Chris Carr.

Last year, Lowry was dealt a difficult hand when veteran punter Craig Hentrich was lost for the season in the second game. Eventually, Brett Kern was claimed off waivers from Denver and put together a sensational 10 games with the Titans – averaging 45.0 yards per punt and a net average of 41.4 yards. The net average would have been a new Titans record, but he fell three punts short of qualifying for the mark. A whopping 48 percent of Kern's punts (18 of 37) finished inside the opponent's 20.

In 2008, the Titans finished first in the NFL in kickoff return average (25.4) and returner Chris Carr finished in the top 10 in the AFC in both kickoff return average and punt return average.

In 2007, Lowry aided in the emergence of kicker Rob Bironas into a record-setting performer and a Pro Bowl talent. Bironas earned his first Pro Bowl selection after leading the league in field goals made (35), including an NFL record eight field goals in a game at Houston.

The special teams unit had another standout season in 2006, which included the leading punt returner in the NFL (Pacman Jones, 12.9 avg.), ranking second in net punt average, third in punts inside the 20-yard line (32) and a franchise long 60-yard field goal by Bironas to defeat Indianapolis. The last time a Titans/Oilers player led the league in punt return average was 1977, when Billy "White Shoes" Johnson held the distinction. Jones also matched Johnson's 1975 franchise record of three punt returns for touchdowns in one



season. In 2005, the Titans were the only NFL team that didn't have a negative special teams play over the entire season (fumble lost, blocked kick, return allowed for TD).

In 2004, the Titans finished fourth in the NFL in net punt average (37.8) and in 2003, led the NFL in kickoff return average defense, allowing only 18.8 yards per return. In 2002, the Titans led the league in average starting position after kickoff. In the 2002 season finale at Houston (12/29/02), the Titans blocked a field goal and a punt for the first time in the same game since 1991.

In 2000, the Titans were one of only two NFL teams (Seattle) to rank in the top 10 in the league in punt return average, kickoff return average, punt return defense and kickoff return defense. Tennessee has ranked in the top 10 in punt return defense in six of the last eight seasons.

In the 1999 season, the Titans were propelled to the Super Bowl with a number of plays on special teams, including the "Music City Miracle" and Derrick Mason's 80-yard kick return for a touchdown in the 1999 AFC Championship Game. Lowry took over the Titans' special teams after coaching the club's wide receivers corps from 1997-98. He has 10 seasons coaching special teams from his positions with Dallas (1982-85, '89), Tampa Bay (1991) and San Francisco (1992-95). Lowry joined the Oilers in 1996 as defensive assistant/quality control coach and was promoted to wide receivers coach one year later.

Lowry spent nine seasons with the Dallas Cowboys (1982-90). He originally joined the Cowboys in 1982 and through the years filled many roles, including coaching special teams (1982-85, '89), receivers (1986-88) and tight ends (1990). In 1991, he served as the special teams/tight ends coach for the Tampa Bay Buccaneers, and as special teams coach for the San Francisco 49ers from 1992-95. In San Francisco, Lowry and the Niners made three NFC Championship game appearances (1992, 1993, 1994) and captured a Super Bowl Championship (XXIX).

A former quarterback and defensive back at the University of Texas, Lowry earned All-Southwest Conference honors before joining the coaching ranks. Lowry began his coaching career at Virginia Tech in 1974 before moving to the University of Wyoming in 1975. He spent 1976 with the Dallas Cowboys in their scouting department before returning to Texas from 1977-81 as defensive backs coach.

A native of Miami, Okla., Lowry resides in Franklin, Tenn., with his wife, Donna. The couple has two grown daughters, Marta and Lindsay.

Alan Lowry Coaching Ledger

1999-10:	Special Teams, Tennessee Titans
1997-98:	Wide Receivers, Tennessee Oilers
1996:	Defensive Assistant/Quality Control, Houston Oilers
1992-95:	Special Teams, San Francisco 49ers
1991:	Special Teams/Tight Ends, Tampa Bay Buccaneers
1990:	Tight Ends, Dallas Cowboys
1989:	Special Teams, Dallas Cowboys
1986-88:	Receivers, Dallas Cowboys
1982-85:	Special Teams, Dallas Cowboys
1977-81:	Defensive Backs, University of Texas
1976:	Scouting Department, Dallas Cowboys
1975:	Defensive Backs, University of Wyoming
1974:	Quarterbacks, Virginia Polytechnic Institute

MIKE MUNCHAK

Offensive Line

Pro Football Hall of Fame guard Mike Munchak is in his 14th season as the Titans offensive line coach.

Munchak is one of the most respected offensive line coaches in the NFL for his ability to teach and produce technically sound offensive lines despite annual changes to his positional group. Since becoming offensive line coach in 1997, he only has twice had the same starting five offensive linemen from one year to the next. During his tenure with the team, four different offensive linemen have earned a total of 10 Pro Bowl invitations, including Michael Roos (2008) and Kevin Mawae (2008 & 2009).

Last year, the offensive line paved the way for only the sixth running back in NFL history to rush for 2,000 yards in a single season, as Chris Johnson reached the landmark number. The team rushing total (2,592) was the second-highest in franchise history and was the fourth consecutive season to surpass the 2,000 yard mark as a team – the longest streak in franchise history. Additionally, the group ranked second in the NFL in sacks allowed with only 15. Since 1999, the Titans rank second in the NFL in fewest sacks allowed with 302.

As evidence of the stellar line play, the Titans have produced five different 1,000-yard rushers (George, Brown, T. Henry, White, Johnson) over the past seven seasons. The Titans are tied with the N.Y. Jets as the only two teams to produce twelve 1,000-yard rushers since 1996.

Although the names on the line have changed on a yearly basis, Munchak has consistently shown the ability to train younger talent. In 2005, he tutored rookie tackle Michael Roos, who only had three years of offensive line experience in his football career, well enough to earn a starting role for all 16 games. Roos matured enough under Munchak's tutelage to earn All Pro honors and a Pro Bowl invitation in 2008. In 2004, then-rookie guard Jacob Bell replaced Zach Piller, who was injured in the opening game, and Bell would go on to earn all-rookie honors. The offense didn't miss a beat, ranking 11th in the league in total offense and producing a 1,000-yard rusher in Chris Brown and two 1,100-yard receivers in Derrick Mason and Drew Bennett. In 2003, he mentored Justin Hartwig into the Titans starting center despite Hartwig never having played the position. The line took time to come together in 2003, but would finish in the league's



Top 10 in fewest sacks allowed, providing protection for NFL co-MVP Steve McNair and paving the way for another 1,000-yard rushing season for Eddie George.

Under Munchak's direction, the Titans offensive line has shown great versatility and an ability to match a particular style of play. He built a bruising, grind-it out line that helped George rush for a career-high 1,509 yards in 2000, a protection-sound line that cared for an MVP quarterback in Steve McNair and several editions that have shown the ability to do both.

One of the greatest Oilers of all-time, Munchak joined the club's front office in 1994, assisting the offensive coaching staff and providing quality control. He was later promoted to offensive line coach in 1997.

A former first-round draft choice of the Oilers (eighth overall) in 1982, Munchak played in 159 regular season games (fourth all-time on club's list) and 10 playoff games before retiring on July 21, 1994.

Munchak became the fifth player in franchise history to be inducted into the Pro Football Hall of Fame (July, 2001) and the first to enter the Hall after playing his entire career with the franchise. He was introduced by long-time teammate and friend Bruce Matthews, who became the first active NFL player to make a Hall of Fame induction. Munchak returned the favor in the summer of 2007, introducing Matthews as he entered the Pro Football Hall of Fame.

When he retired from playing, Munchak owned the club mark with nine Pro Bowl invitations. He had his uniform (#63) retired on Nov. 6, 1996, marking only the fourth jersey (at that time) in Oilers history to be retired (Earl Campbell's #34, Jim Norton's #43 and Elvin Bethea's #65 were the others). He also was named to the inaugural class of the Titans/Oilers Hall of Fame and elected to the Pennsylvania, Texas and Polish-American Sports Hall of Fames. Lastly, he was honored as one of the 38 Sports Legends of Houston prior to Super Bowl XXXVIII.

A native of Scranton, Pa. (3/5/60), and graduate of Penn State, Munchak and his wife, Marci, have two grown daughters, Alexandra and Julie.

Mike Munchak Coaching Ledger

1997-10: Offensive Line, Tennessee Titans
1994-96: Offensive Assistant/Quality Control, Houston Oilers

MARCUS ROBERTSON

Secondary

Marcus Robertson is in his 20th season in the NFL, fourth season as a coach and 18th season with the Titans organization as a player, coach and front office member. He enters his second season as secondary coach after spending two years as the assistant secondary coach.

Last season, the Titans ranked eighth in the NFL in interceptions (20) and second in interceptions returned for touchdown (4). Over the last three years, Tennessee ranks third in the NFL in interceptions (62) behind Green Bay and Baltimore.

In 2008, three of the four secondary players (Finnegan, Hope, Griffin) were invited to the Pro Bowl for the first time in their careers. It was the first time in franchise history that three players from the secondary represented the team in the Pro Bowl. Overall, the defensive backs collected 19 interceptions, which ranked second (Green Bay) in the NFL in interceptions by a secondary. The Titans ranked ninth in pass defense and seventh in total defense.

The 2007 season was his first year assisting Chuck Cecil with the secondary, and he was responsible for breaking down and analyzing third-down and two-minute packages. Robertson also was instrumental in helping rookie Michael Griffin grow as a starting NFL safety and guiding the continued development of Cortland Finnegan into a top-flight cornerback. The secondary as a whole greatly improved as well, rising from 27th in passing defense in 2006 to 10th in 2007, increasing interceptions from 17 to 22 and overall yardage allowed from 32nd to fifth.

Before joining the coaching staff, Robertson spent four years (2003-06) as the Titans Director of Player Development. He assisted Titans players with career transition into and out of the NFL through continuing education, financial education and dealing with family matters through player programs. In 2006, Robertson was selected by Titans Owner K.S. "Bud" Adams, Jr. to represent the club at the NFL's Stanford Executive Training Program at the Stanford Business School where he took part in upper level executive training. Robertson, whose staff won the Winston and Shell Award in 2006 for its innovation and commitment to player development in the NFL, took over the department in August 2003.

A 12-year NFL veteran, Robertson played 10 years with the Oilers/Titans and two seasons in Seattle. Robertson, named first team All-Pro at free safety in 1993 and 1997, recorded 22 interceptions in his Titans/Oilers career and played in the post-season in five of his 10 seasons with the franchise. Over the course of his 12-year NFL career, Robertson played in 157 games (144 starts) with 851 tackles, 24 interceptions and 1.5 sacks. He was originally drafted by the Houston Oilers in the fourth round of the 1991 NFL Draft from Iowa State. Last year, Robertson was inducted into the Iowa State Athletic Hall of Fame, where he starred as a cornerback and totaled 257 tackles, six interceptions and nine forced fumbles during his four-year career.

A native of Pasadena, Calif., Robertson (10/2/69) and his wife, Holly, reside in Franklin, Tenn., with their three children: Morgan, Milan and Marcus Andrew.

Marcus Robertson Coaching Ledger

2009-10: Secondary, Tennessee Titans
2007-08: Asst. Secondary, Tennessee Titans



RAYNA STEWART

Defensive Assistant/Quality Control

Rayna Stewart enters his second season as a Titans coach and his fourth season with the organization.

Stewart is responsible for breaking down the film of upcoming opponents and self-scouting. On the field, he works primarily work with the linebackers.

Prior to entering the NFL coaching ranks, Stewart was a defensive graduate assistant at Northwestern University for two seasons. During Titans training camp in 2008, he worked with the coaching staff as part of the NFL's Minority Coaching Fellowship program. Prior to joining Northwestern's staff, he spent six seasons coaching in the high school ranks, including a local Nashville school (Centennial H.S. in Franklin, Tenn.).

Stewart was originally a fifth-round pick of the Houston Oilers in 1996, where he played two seasons as a safety before joining Miami (1998) and Jacksonville (1999-2000). During his five-year NFL career, he played in 71 games and recorded two interceptions as a defensive back and special teams standout. Stewart earned All-America honors while playing cornerback at Northern Arizona.

A California native, Stewart and his wife, Sonia, have four children, ShaRae, Tre (11), Mycah (10) and Jadyn (9) and reside in Nashville.



Rayna Stewart Coaching Ledger

2009-10: Defensive Assistant/Quality Control, Tennessee Titans
2007-08: Graduate Assistant, Northwestern University

JIM WASHBURN

Defensive Line

Jim Washburn is in his 12th season as the Titans defensive line coach. Over the last 11 seasons, the Titans rank sixth in the NFL and fourth in the AFC in sacks (434) and have set the team record for sacks twice during that period (1999 and 2000).

Known for his fiery demeanor, Washburn has consistently received a great deal of effort and production from his positional group that has gone through a number of personnel changes in each of his 12 years with the organization.

Over the years, Washburn has demonstrated the ability to develop talent, molding players like Kyle Vanden Bosch, Jevon Kearse, John Thornton, Robaire Smith, Antwan Odom, Kevin Carter, Albert Haynesworth and Tony Brown into top-flight producers. During his tenure, four of his players (Kearse, Vanden Bosch, Carter, Haynesworth) have earned a total of nine Pro Bowl selections.

Last year, the defensive line accounted for 24 of the Titans 32 sacks and continued to see growth of Tony Brown and Jason Jones into top flight defensive tackles. Over the last two seasons, each rank tied for seventh in NFL defensive tackle sacks with nine each. Also, defensive end Kyle Vanden Bosch made his third Pro Bowl appearance.

In 2008, due to injury and rotation the Titans received sack production from nine different defensive linemen, who accounted for 39.5 sacks of the team's 44 sack total and led the NFL in defensive line sacks. Five of the nine players never had registered a sack entering the season, and they totaled 19 sacks in 2008. As a rookie DT Jason Jones totaled five sacks, which ranked fifth in the NFL among defensive tackles and earned him All-Rookie Honors (PFW) and second-year DE Jacob Ford tallied seven sacks. For his work with the unproven talent, Sports Illustrated's Peter King named Washburn his Assistant Coach of the Year for 2008.

In 2007, the defensive line produced two Pro Bowl selections (Vanden Bosch and Haynesworth); and for the first time since 1993, the franchise had four defensive linemen with six or more sacks (Vanden Bosch, Odom, Haynesworth, LaBoy) and a total of 36.0 sacks from the defensive line.

In 2005, veteran free agent Vanden Bosch joined the Titans in need of a second chance after spending an injury-filled four seasons with the Arizona Cardinals where he totaled five sacks. Under the coaching of Washburn and finally healthy, Vanden Bosch became a dominant defensive force for the Titans.

Washburn's most heralded and successful project was the education of Jevon Kearse. His conversion from a college linebacker into an NFL defensive end helped change the game as we knew it. Kearse set an NFL rookie record for sacks (14.5) and in his five years with the Titans posted 47.5 sacks and earned three Pro Bowl invites.

Washburn spent one season at the University of Houston after four seasons as the defensive line coach at the University of Arkansas from 1994-97. Washburn went to Arkansas after coaching the Charlotte Rage of Arena Football in 1993. He also served as defensive coordinator for the London Monarchs of the World League of American Football in 1992 after a year as their defensive line coach in 1991. Washburn was head coach of the Charlotte Barons, helping the team to a national championship.

Before entering the professional coaching ranks, Washburn was the defensive line coach at South Carolina from 1983-88 and at New Mexico from 1980-82. He began his coaching career as a graduate assistant at Southern Methodist University in 1976. He then spent two seasons (1977-78) as defensive coordinator at Lees McRae Junior College (worked under Titans scout Cole Proctor, who was the head coach) before moving to Livingston University as defensive coordinator in 1979.

A native of Shelby, N.C. (12/2/49), Washburn was a four-year letterman at Gardner Webb College, where he earned his bachelor's in physical education in 1973. He added his master's degree from North Carolina A&T in 1975. Washburn and his wife, Sandy, have three children, Jessica, Brady, Jeremiah, daughters-in-law Susan and Ashley and six grandchildren, Allison Grace, Luke, Drew, Avery Jane, Megan and Cash.



Jim Washburn Coaching Ledger

1999-10:	Defensive Line, Tennessee Titans
1998:	Defensive Line, University of Houston
1994-97:	Defensive Line, University of Arkansas
1993:	Assistant Coach, Charlotte Rage (Arena Football League)
1992:	Defensive Coordinator, London Monarchs (WLAF)
1991:	Defensive Line, London Monarchs (WLAF)
1990:	Head Coach, Charlotte Barons
1983-88:	Defensive Line, University of South Carolina
1980-82:	Defensive Line, University of New Mexico
1979:	Defensive Coordinator, Livingston University
1977-78:	Defensive Coordinator, Lees McRae Junior College
1976:	Graduate Assistant, Southern Methodist University

RICHIE WESSMAN


Offensive Assistant

Richie Wessman is in his fifth season with the Titans and second as a coaching assistant.

In his current position he fills a variety of roles in game preparation, including film work and assisting with the offensive line. In his first three seasons with Tennessee, Wessman was an administrative assistant in the coaching department.

Prior to joining the Titans, Wessman spent two seasons (2003-04) at his alma mater, the University of Southern California, as an offensive assistant. The Trojans won a share of the National title in each of his two seasons on the staff.

A native of San Clemente, Calif., Wessman (12/10/80) graduated with a degree in International Relations from USC. He was a quarterback for the Trojans in 2000 and 2001, in a stable of quarterbacks that included Carson Palmer, Matt Cassel and Matt Leinart. Wessman started his college career at Orange Coast College after graduating from San Clemente High School. Wessman resides in Nashville.



Richie Wessman Coaching Ledger

2009-10:	Offensive Assistant, Tennessee Titans
2003-04:	Offensive Assistant, University of Southern California

JOHN ZERNHELT

Tight Ends

John Zernhelt is in his fifth season with the Titans and sixth NFL season. A 34-year veteran of coaching, Zernhelt joined the Titans after one season as tight ends coach with the New York Jets.

Under his guidance, Bo Scaife has emerged as a dynamic tight end that has posted 45 or more receptions in each of the last three seasons, including a team-leading 58 grabs in 2008. Over the last five seasons, Scaife ranks 10th among NFL tight ends in receptions with 215, a mark that ranks second in franchise history for career receptions by a tight end.

As an extension of the offensive line, the tight ends are a key part of the Titans run-game and helped the team rank in the top 10 in rushing in each of the past four seasons, while posting 2,000 team rushing yards in each season. Last year, their efforts helped RB Chris Johnson reach the historic 2,000-yard rushing landmark, becoming just the sixth individual in NFL history to do so.

Prior to joining the NFL, Zernhelt spent 28 seasons in the college ranks, including one year as head coach at the Citadel in 2004. He served as offensive coordinator in 2003 at the Citadel, before rising to head coach.

Zernhelt spent four seasons as offensive coordinator/offensive line coach at James Madison. Before joining James Madison, he made stops as an offensive line coach at South Carolina (1996-98), Duke (1994-95), Rice (1992-93), Maryland (1987-91), East Carolina (1982-86), Marshall (1981) and Ferrum College (1977-80). At both Rice and Duke, Zernhelt worked with Titans offensive coordinator Mike Heimerdinger.

A graduate of Maryland, Zernhelt enjoyed a stellar playing career for the Terrapins as an offensive lineman, earning three ACC championships and playing in the Liberty, Gator and Cotton Bowls during his career. He was recognized for his achievements in October 2002 by his induction into the Pennsylvania Sports Hall of Fame for the Allen-Rogowicz Chapter.

A native of Newtown, Penn., Zernhelt (1/4/54) and his wife Katie have one son, John Paul (21).

John Zernhelt Coaching Ledger

2006-10:	Tight Ends, Tennessee Titans
2005:	Tight Ends, New York Jets
2004:	Head Coach, The Citadel
2003:	Offensive Coordinator, The Citadel



1999-2002: Offensive Coordinator/Off. Line, James Madison
1996-98: Offensive Line, South Carolina
1994-95: Offensive Line, Duke
1992-93: Offensive Line, Rice
1987-91: Offensive Line, Maryland
1982-86: Offensive Line, East Carolina
1981: Offensive Line, Marshall
1977-80: Offensive Line, Ferrum College



2010 MEDIA GUIDE

Player Bios

TENNESSEE TITANS ALPHABETICAL ROSTER

NO.	NAME	POS.	HT.	WT.	BIRTH- DATE	NFL EXP.	COLLEGE	HOMETOWN	HOW ACQUIRED
56	Allred, Colin	LB	6-1	242	4/15/83	3	Baylor	Dallas, Texas	FA-'07
54	Amano, Eugene	G/C	6-3	300	3/1/82	7	SE Missouri State	San Diego, Calif.	D7-'04
58	Amato, Ken	LB/LS	6-2	240	5/18/77	8	Montana State	Miami, Fla.	FA-'03
93	Babin, Jason	DE	6-3	260	5/24/80	7	Western Michigan	Paw Paw, Mich.	UFA (PHI)-'10
99	Bakhtiari, Eric	DE	6-3	250	12/2/84	1	San Diego	Burlingame, Calif.	FA-'09
98	Ball, Dave	DE	6-5	255	1/4/81	6	UCLA	Dixon, Calif.	FA-'08
2	Bironas, Rob	K	6-0	210	1/29/78	6	Ga. Southern/Auburn	Louisville, Ky.	FA-'05
42	Blount, LeGarrette	RB	6-0	247	12/5/86	R	Oregon	Madison, Fla.	FA-'10
18	Britt, Kenny	WR	6-3	215	9/19/88	2	Rutgers	Bayonne, N.J.	D1-'09
79	Brown, Kareem	DL	6-4	285	1/30/84	3	Miami (Fla.)	Miami, Fla.	FA-'09
97	Brown, Tony	DT	6-3	305	9/29/80	6	Memphis	Chattanooga, Tenn.	FA-'06
5	Collins, Kerry	QB	6-5	247	12/30/72	16	Penn State	Lebanon, Pa.	UFA (OAK)-'06
89	Cook, Jared	TE	6-5	248	4/7/87	2	South Carolina	Suwanee, Ga.	D3a-'09
38	Curran, Rennie	LB	5-11	230	11/10/88	R	Georgia	Snellville, Ga.	D3b-'10
77	Durand, Ryan	G	6-5	301	11/17/85	1	Syracuse	Walpole, N.H.	D7a-'09
19	Edison, Dominique	WR	6-2	201	7/16/86	2	Stephen F. Austin	San Augustine, Texas	D6b-'09
31	Finnegan, Cortland	CB	5-10	188	2/2/84	5	Samford	Milton, Fla.	D7a-'06
78	Ford, Jacob	DE	6-4	252	7/20/83	4	Central Arkansas	Memphis, Tenn.	D6b-'07
22	Fuller, Vincent	S	6-1	192	8/3/82	6	Virginia Tech	Baltimore, Md.	D4a-'05
12	Gage, Justin	WR	6-4	204	1/24/81	8	Missouri	Jefferson City, Mo.	UFA (CHI)-'07
33	Griffin, Michael	S	6-0	203	1/4/85	4	Texas	Austin, Texas	D1-'07
45	Hall, Ahmard	FB	5-11	241	11/13/79	5	Texas	Angleton, Texas	FA-'06
64	Harris, Leroy	G/C	6-3	303	6/6/84	4	N.C. State	Raleigh, N.C.	D4a-'07
87	Hawkins, Lavelle	WR	5-11	194	7/12/86	3	California	Stockton, Calif.	D4b-'08
75	Haye, Jovan	DT	6-2	277	6/21/82	6	Vanderbilt	Fort Lauderdale, Fla.	UFA (TB)-'09
95	Hayes, William	DE	6-3	272	5/2/85	3	Winston-Salem State	High Point, N.C.	D4a-'08
26	Hill, Tye	CB	5-10	186	6/3/82	5	Clemson	St. George, S.C.	FA-'10
24	Hope, Chris	S	6-0	204	9/29/80	9	Florida State	Rock Hill, S.C.	UFA (PIT)-'06
67	Howard, David	DT	6-3	304	8/31/87	R	Brown	Columbia, Md.	D7b-'10
90	Howard, Marcus	DE	6-0	244	10/12/85	2	Georgia	Huger, S.C.	FA-'10
62	Howell, Nick	T	6-5	295	10/10/86	R	Southern California	Fresno, Calif.	FA-'10
28	Johnson, Chris	RB	5-11	191	9/23/85	3	East Carolina	Orlando, Fla.	D1-'08
32	Johnson, Robert	S	6-2	206	2/13/87	R	Utah	Los Angeles, Calif.	D5-'10
13	Johnson, Stafon	RB	5-11	222	2/6/88	R	Southern California	Bellflower, Calif.	FA-'10
91	Jones, Jason	DT	6-5	276	5/23/86	3	Eastern Michigan	Southfield, Mich.	D2-'08
72b	Joseph, Joe	DT	6-2	315	10/20/85	R	Miami	Orlando, Fla.	FA-'10
59	Keglar, Stanford	LB	6-2	250	7/4/85	3	Purdue	Indianapolis, Ind.	D4c-'08
6	Kern, Brett	P	6-2	217	2/17/86	3	Toledo	Grand Island, N.Y.	W (DEN)-'09
70	Kropog, Troy	T/G	6-6	308	7/31/86	2	Tulane	Metairie, La.	D4b-'09
40	Lewko, Jake	LB	6-1	240	10/7/87	R	Pennsylvania	Camden, N.J.	FA-'10
41	Love, Jamar	CB	6-0	205	11/8/86	1	Arkansas	North Little Rock, Ark.	FA-'09
69	Malecki, John	G	6-2	304	5/26/88	R	Pittsburgh	Murrysville, Pa.	FA-'10
83	Mariani, Marc	WR	6-1	190	5/2/87	R	Montana	Havre, Mont.	D7a-'10
94	Marks, Sen'Derrick	DT	6-2	294	2/23/87	2	Auburn	Mobile, Ala.	D2-'09
60	Matthews, Kevin	C	6-3	302	2/4/87	R	Texas A&M	Houston, Texas	FA-'10
72w	McCaskill, Nevin	T	6-4	304	12/29/83	1	Hampton	Tallahassee, Fla.	FA-'10
30	McCourty, Jason	CB	6-0	188	8/13/87	2	Rutgers	Nyack, N.Y.	D6a-'09
51	McRath, Gerald	LB	6-3	228	6/16/86	2	Southern Mississippi	Powder Springs, Ga.	D4a-'09
14	McSwain, Mico	WR	6-0	208	3/7/84	R	North Alabama	Richton, Miss.	FA-'10
96	Morgan, Derrick	DE	6-3	278	1/6/89	R	Georgia Tech	Coatesville, Pa.	D1-'10
16	Morris, Phillip	WR	6-3	191	7/2/86	1	South Carolina State	Timmonsville, S.C.	FA-'09
29	Mouton, Ryan	CB	5-9	184	9/23/86	2	Hawaii	Houston, Texas	D3b-'09
23	Nickey, Donnie	S	6-3	226	4/25/80	8	Ohio State	Plain City, Ohio	D5-'03
66	Otto, Mike	T	6-5	310	7/24/83	3	Purdue	Kokomo, Ind.	D7-'07
35	Pearman, Alvin	RB	5-10	196	8/10/82	5	Virginia	Charlotte, N.C.	FA-'09
47	Pfahler, Steven	TE	6-4	254	8/21/87	R	Montana	Frenchtown, Mont.	FA-'10
21	Ringer, Javon	RB	5-9	207	2/2/87	2	Michigan State	Dayton, Ohio	D5-'09
57	Rivera, Mike	LB	6-2	252	1/10/86	1	Kansas	Shawnee Mission, Kan.	FA-'09
25	Rolle, Myron	S	6-2	219	10/30/86	R	Florida State	Galloway, N.J.	D6b-'10
71	Roos, Michael	T	6-7	320	10/5/82	6	Eastern Washington	Vancouver, Wash.	D2-'05
46	Rose, Willie	FB	6-1	238	3/23/87	R	Florida Atlantic	Lutz, Fla.	FA-'10
80	Scaife, Bo	TE	6-3	249	1/6/81	6	Texas	Denver, Colo.	D6-'05

3	Schmitt, Ricky	P/K	6-3	217	8/17/85	1	Shepherd (W. Va.)	Virginia Beach, Va.	FA-'10
39	Schommer, Nick	S	6-0	204	1/3/86	1	North Dakota State	Prescott, Wis.	D7b-'09
73	Scott, Jake	G	6-5	292	4/16/81	7	Idaho	Lewiston, Idaho	UFA (IND)-'08
15	Sewall, Bobby	WR	6-1	198	2/29/88	R	Brown	Portsmouth, R.I.	FA-'10
11	Simms, Chris	QB	6-4	231	8/29/80	8	Texas	Ramapo, NJ	FA-'10
7	Smith, Rusty	QB	6-5	226	1/28/87	R	Florida Atlantic	Jacksonville, Fla.	D6a-'10
88	Stevens, Craig	TE	6-3	268	9/1/84	3	California	San Pedro, Calif.	D3-'08
76	Stewart, David	T	6-7	315	8/28/82	6	Mississippi State	Moulton, Ala.	D4b-'05
50	Thornton, David	LB	6-2	233	11/1/78	9	North Carolina	Goldsboro, N.C.	UFA (IND)-'06
44	Togafau, Pago	LB	5-11	242	1/10/84	3	Idaho State	Long Beach, Calif.	W (ARZ)-'10
49	Trahan, Patrick	LB	6-2	236	11/7/86	R	Mississippi	New Orleans, La.	FA-'10
55	Tulloch, Stephen	LB	5-11	240	1/1/85	5	N.C. State	Miami, Fla.	D4b-'06
61	Velasco, Fernando	C/G	6-4	312	2/22/85	1	Georgia	Wrens, Ga.	FA-'08
20	Verner, Alterraun	CB	5-10	187	12/13/88	R	UCLA	Carson, Calif.	D4-'10
85	Washington, Nate	WR	6-1	177	8/28/83	6	Tiffin	Toledo, Ohio	UFA (PIT)-'09
17	Williams, Damian	WR	6-1	199	5/26/88	R	Southern California	Springdale, Ark.	D3a-'10
81	Williams, Paul	WR	6-1	196	12/2/83	3	Fresno State	Avenal, Calif.	D3-'07
52	Winborn, Jamie	LB	5-11	230	5/14/79	9	Vanderbilt	Wetumpka, Ala.	FA-'09
4	Witherspoon, Will	LB	6-1	240	8/19/80	9	Georgia	Panama City, Fla.	FA-'10
10	Young, Vince	QB	6-5	232	5/18/83	5	Texas	Houston, Texas	D1-'06
RESERVE/INJURED:									
37	Hood, Rod	CB	5-11	201	10/3/81	8	Auburn	Columbus, Ga.	FA-'09

TENNESSEE TITANS NUMERICAL ROSTER

NO.	NAME	POS.	HT.	WT.	AGE	NFL EXP.	COLLEGE	HOMETOWN	HOW ACQUIRED
2	Rob Bironas	K	6-0	210	32	6	Ga. Southern/Auburn	Louisville, Ky.	FA-'05
3	Ricky Schmitt	P/K	6-3	217	24	1	Shepherd (W. Va.)	Virginia Beach, Va.	FA-'10
4	Will Witherspoon	LB	6-1	240	29	9	Georgia	Panama City, Fla.	FA-'10
5	Kerry Collins	QB	6-5	247	37	16	Penn State	Lebanon, Pa.	UFA (OAK)-'06
6	Brett Kern	P	6-2	217	24	3	Toledo	Grand Island, N.Y.	W (DEN)-'09
7	Rusty Smith	QB	6-5	226	23	R	Florida Atlantic	Jacksonville, Fla.	D6a-'10
10	Vince Young	QB	6-5	232	27	5	Texas	Houston, Texas	D1-'06
11	Chris Simms	QB	6-4	231	29	8	Texas	Ramapo, NJ	FA-'10
12	Justin Gage	WR	6-4	204	29	8	Missouri	Jefferson City, Mo.	UFA (CHI)-'07
13	Stafon Johnson	RB	5-11	222	22	R	Southern California	Bellflower, Calif.	FA-'10
14	Mico McSwain	WR	6-0	208	26	R	North Alabama	Richton, Miss.	FA-'10
15	Bobby Sewall	WR	6-1	198	22	R	Brown	Portsmouth, R.I.	FA-'10
16	Phillip Morris	WR	6-3	191	24	1	South Carolina State	Timmonsville, S.C.	FA-'09
17	Damian Williams	WR	6-1	199	22	R	Southern California	Springdale, Ark.	D3a-'10
18	Kenny Britt	WR	6-3	215	21	2	Rutgers	Bayonne, N.J.	D1-'09
19	Dominique Edison	WR	6-2	201	23	2	Stephen F. Austin	San Augustine, Texas	D6b-'09
20	Alterraun Verner	CB	5-10	187	21	R	UCLA	Carson, Calif.	D4-'10
21	Javon Ringer	RB	5-9	207	23	2	Michigan State	Dayton, Ohio	D5-'09
22	Vincent Fuller	S	6-1	192	27	6	Virginia Tech	Baltimore, Md.	D4a-'05
23	Donnie Nickey	S	6-3	226	30	8	Ohio State	Plain City, Ohio	D5-'03
24	Chris Hope	S	6-0	204	29	9	Florida State	Rock Hill, S.C.	UFA (PIT)-'06
25	Myron Rolle	S	6-2	219	23	R	Florida State	Galloway, N.J.	D6b-'10
26	Tye Hill	CB	5-10	186	28	5	Clemson	St. George, S.C.	FA-'10
28	Chris Johnson	RB	5-11	191	24	3	East Carolina	Orlando, Fla.	D1-'08
29	Ryan Mouton	CB	5-9	184	23	2	Hawaii	Houston, Texas	D3b-'09
30	Jason McCourty	CB	6-0	188	22	2	Rutgers	Nyack, N.Y.	D6a-'09
31	Cortland Finnegan	CB	5-10	188	26	5	Samford	Milton, Fla.	D7a-'06
32	Robert Johnson	S	6-2	206	23	R	Utah	Los Angeles, Calif.	D5-'10
33	Michael Griffin	S	6-0	203	25	4	Texas	Austin, Texas	D1-'07
35	Alvin Pearman	RB	5-10	196	27	5	Virginia	Charlotte, N.C.	FA-'09
38	Rennie Curran	LB	5-11	230	21	R	Georgia	Snellville, Ga.	D3b-'10
39	Nick Schommer	S	6-0	204	24	1	North Dakota State	Prescott, Wis.	D7b-'09
40	Jake Lewko	LB	6-1	240	22	R	Pennsylvania	Camden, N.J.	FA-'10

41	Jamar Love	CB	6-0	205	23	1	Arkansas	North Little Rock, Ark.	FA-'09
42	LeGarrette Blount	RB	6-0	247	23	R	Oregon	Madison, Fla.	FA-'10
44	Pago Togafau	LB	5-11	242	26	3	Idaho State	Long Beach, Calif.	W (ARZ)-'10
45	Ahmad Hall	FB	5-11	241	30	5	Texas	Angleton, Texas	FA-'06
46	Willie Rose	FB	6-1	238	23	R	Florida Atlantic	Lutz, Fla.	FA-'10
47	Steven Pfahler	TE	6-4	254	22	R	Montana	Frenchtown, Mont.	FA-'10
49	Patrick Trahan	LB	6-2	236	23	R	Mississippi	New Orleans, La.	FA-'10
50	David Thornton	LB	6-2	233	31	9	North Carolina	Goldsboro, N.C.	UFA (IND)-'06
51	Gerald McRath	LB	6-3	228	24	2	Southern Mississippi	Powder Springs, Ga.	D4a-'09
52	Jamie Winborn	LB	5-11	230	31	9	Vanderbilt	Wetumpka, Ala.	FA-'09
54	Eugene Amano	G/C	6-3	300	28	7	SE Missouri State	San Diego, Calif.	D7-'04
55	Stephen Tulloch	LB	5-11	240	25	5	N.C. State	Miami, Fla.	D4b-'06
56	Colin Allred	LB	6-1	242	27	3	Baylor	Dallas, Texas	FA-'07
57	Mike Rivera	LB	6-2	252	24	1	Kansas	Shawnee Mission, Kan.	FA-'09
58	Ken Amato	LB/LS	6-2	240	33	8	Montana State	Miami, Fla.	FA-'03
59	Stanford Keglal	LB	6-2	250	25	3	Purdue	Indianapolis, Ind.	D4c-'08
60	Kevin Matthews	C	6-3	302	23	R	Texas A&M	Houston, Texas	FA-'10
61	Fernando Velasco	C/G	6-4	312	25	1	Georgia	Wrens, Ga.	FA-'08
62	Nick Howell	T	6-5	295	23	R	Southern California	Fresno, Calif.	FA-'10
64	Leroy Harris	G/C	6-3	303	26	4	N.C. State	Raleigh, N.C.	D4a-'07
66	Mike Otto	T	6-5	310	26	3	Purdue	Kokomo, Ind.	D7-'07
67	David Howard	DT	6-3	304	22	R	Brown	Columbia, Md.	D7b-'10
69	John Malecki	G	6-2	304	22	R	Pittsburgh	Murrysville, Pa.	FA-'10
70	Troy Kropog	T/G	6-6	308	23	2	Tulane	Metairie, La.	D4b-'09
71	Michael Roos	T	6-7	320	27	6	Eastern Washington	Vancouver, Wash.	D2-'05
72b	Joe Joseph	DT	6-2	315	24	R	Miami	Orlando, Fla.	FA-'10
72w	Nevin McCaskill	T	6-4	304	26	1	Hampton	Tallahassee, Fla.	FA-'10
73	Jake Scott	G	6-5	292	29	7	Idaho	Lewiston, Idaho	UFA (IND)-'08
75	Jovan Haye	DT	6-2	277	28	6	Vanderbilt	Fort Lauderdale, Fla.	UFA (TB)-'09
76	David Stewart	T	6-7	315	27	6	Mississippi State	Moulton, Ala.	D4b-'05
77	Ryan Durand	G	6-5	301	24	1	Syracuse	Walpole, N.H.	D7a-'09
78	Jacob Ford	DE	6-4	252	26	4	Central Arkansas	Memphis, Tenn.	D6b-'07
79	Kareem Brown	DL	6-4	285	26	3	Miami (Fla.)	Miami, Fla.	FA-'09
80	Bo Scaife	TE	6-3	249	29	6	Texas	Denver, Colo.	D6-'05
81	Paul Williams	WR	6-1	196	26	3	Fresno State	Avenal, Calif.	D3-'07
83	Marc Mariani	WR	6-1	190	23	R	Montana	Havre, Mont.	D7a-'10
85	Nate Washington	WR	6-1	177	26	6	Tiffin	Toledo, Ohio	UFA (PIT)-'09
87	Lavelle Hawkins	WR	5-11	194	24	3	California	Stockton, Calif.	D4b-'08
88	Craig Stevens	TE	6-3	268	25	3	California	San Pedro, Calif.	D3-'08
89	Jared Cook	TE	6-5	248	23	2	South Carolina	Suwanee, Ga.	D3a-'09
90	Marcus Howard	DE	6-0	244	24	2	Georgia	Huger, S.C.	FA-'10
91	Jason Jones	DT	6-5	276	24	3	Eastern Michigan	Southfield, Mich.	D2-'08
93	Jason Babin	DE	6-3	260	30	7	Western Michigan	Paw Paw, Mich.	UFA (PHI)-'10
94	Sen'Derrick Marks	DT	6-2	294	23	2	Auburn	Mobile, Ala.	D2-'09
95	William Hayes	DE	6-3	272	25	3	Winston-Salem State	High Point, N.C.	D4a-'08
96	Derrick Morgan	DE	6-3	278	21	R	Georgia Tech	Coatesville, Pa.	D1-'10
97	Tony Brown	DT	6-3	305	29	6	Memphis	Chattanooga, Tenn.	FA-'06
98	Dave Ball	DE	6-5	255	29	6	UCLA	Dixon, Calif.	FA-'08
99	Eric Bakhtiari	DE	6-3	250	25	1	San Diego	Burlingame, Calif.	FA-'09

RESERVE/INJURED:

37	Rod Hood	CB	5-11	201	28	8	Auburn	Columbus, Ga.	FA-'09
----	----------	----	------	-----	----	---	--------	---------------	--------

Roster Count: 82
As of July 12, 2010

HEAD COACH: JEFF FISHER

ASSISTANT COACHES: MIKE HEIMERDINGER (offensive coordinator), CHUCK CECIL (defensive coordinator), DAVE MCGINNIS (asst. head coach/linebackers), STEVE WATTERSON (asst. head coach/strength and conditioning), MARTY GALBRAITH (special teams asst.), FRED GRAVES (wide receivers), TIM HAUCK (asst. secondary), CRAIG JOHNSON (quarterbacks), DOWELL LOGGAINS (offensive quality control), ALAN LOWRY (special teams), MIKE MUNCHAK (offensive line), MARCUS ROBERTSON (secondary), RAYNA STEWART (defensive asst./quality control), JIM WASHBURN (defensive line), RICHIE WESSMAN (offensive asst.), JOHN ZERNHELT (tight ends)

TENNESSEE TITANS POSITIONAL ROSTER - OFFENSE

QUARTERBACKS (4)

5	Collins, Kerry	QB	6-5	247	12/30/72	16	Penn State	Lebanon, Pa.	UFA (OAK)-'06
8	Simms, Chris	QB	6-4	231	8/29/80	8	Texas	Ramapo, NJ	FA-'10
7	Smith, Rusty	QB	6-5	226	1/28/87	R	Florida Atlantic	Jacksonville, Fla.	D6a-'10
10	Young, Vince	QB	6-5	232	5/18/83	5	Texas	Houston, Texas	D1-'06

RUNNING BACKS/FULLBACKS (7)

42	Blount, LeGarrette	RB	6-0	247	12/5/86	R	Oregon	Madison, Fla.	FA-'10
45	Hall, Ahmard	FB	5-10	241	11/13/79	5	Texas	Angleton, Texas	FA-'06
28	Johnson, Chris	RB	5-11	191	9/23/85	3	East Carolina	Orlando, Fla.	D1-'08
13	Johnson, Stafon	RB	5-11	222	2/6/88	R	Southern California	Bellflower, Calif.	FA-'10
35	Pearman, Alvin	RB	5-10	196	8/10/82	5	Virginia	Charlotte, N.C.	FA-'09
21	Ringer, Javon	RB	5-9	207	2/2/87	2	Michigan State	Dayton, Ohio	D5-'09
46	Rose, Willie	FB	6-1	238	3/23/87	R	Florida Atlantic	Lutz, Fla.	FA-'10

WIDE RECEIVERS (11)

18	Britt, Kenny	WR	6-3	215	9/19/88	2	Rutgers	Bayonne, N.J.	D1-'09
19	Edison, Dominique	WR	6-2	201	7/16/86	2	Stephen F. Austin	San Augustine, Texas	D6b-'09
12	Gage, Justin	WR	6-4	204	1/24/81	8	Missouri	Jefferson City, Mo.	UFA (CHI)-'07
87	Hawkins, Lavelle	WR	5-11	194	7/12/86	3	California	Stockton, Calif.	D4b-'08
83	Mariani, Marc	WR	6-1	190	5/2/87	R	Montana	Havre, Mont.	D7a-'10
14	McSwain, Mico	WR	6-0	208	3/7/84	R	North Alabama	Richton, Miss.	FA-'10
16	Morris, Phillip	WR	6-3	191	7/2/86	1	South Carolina State	Timmonsville, S.C.	FA-'09
15	Sewall, Bobby	WR	6-1	198	2/29/88	R	Brown	Portsmouth, R.I.	FA-'10
85	Washington, Nate	WR	6-1	177	8/28/83	6	Tiffin	Toledo, Ohio	UFA (PIT)-'09
17	Williams, Damian	WR	6-1	199	5/26/88	R	Southern California	Springdale, Ark.	D3a-'10
81	Williams, Paul	WR	6-1	196	12/2/83	3	Fresno State	Avenal, Calif.	D3-'07

TIGHT ENDS (4)

89	Cook, Jared	TE	6-5	248	4/7/87	2	South Carolina	Suwanee, Ga.	D3a-'09
47	Pfahler, Steven	TE	6-4	254	8/21/87	R	Montana	Frenchtown, Mont.	FA-'10
80	Scaife, Bo	TE	6-3	249	1/6/81	6	Texas	Denver, Colo.	D6-'05
88	Stevens, Craig	TE	6-3	268	9/1/84	3	California	San Pedro, Calif.	D3-'08

CENTERS (3)

64	Harris, Leroy	G/C	6-3	303	6/6/84	4	N.C. State	Raleigh, N.C.	D4a-'07
60	Matthews, Kevin	C	6-3	302	2/4/87	R	Texas A&M	Houston, Texas	FA-'10
61	Velasco, Fernando	C/G	6-4	312	2/22/85	1	Georgia	Wrens, Ga.	FA-'08

GUARDS (4)

54	Amano, Eugene	G/C	6-3	300	3/1/82	7	SE Missouri State	San Diego, Calif.	D7-'04
77	Durand, Ryan	G	6-5	301	11/17/85	1	Syracuse	Walpole, N.H.	D7a-'09
69	Malecki, John	G	6-2	304	5/26/88	R	Pittsburgh	Murrysville, Pa.	FA-'10
73	Scott, Jake	G	6-5	292	4/16/81	7	Idaho	Lewiston, Idaho	UFA(IND)-'08

TACKLES (6)

62	Howell, Nick	T	6-5	295	10/10/86	R	Southern California	Fresno, Calif.	FA-'10
70	Kropog, Troy	T/G	6-6	308	7/31/86	2	Tulane	Metairie, La.	D4b-'09
72w	McCaskill, Nevin	T	6-4	304	12/29/83	1	Hampton	Tallahassee, Fla.	FA-'10
66	Otto, Mike	T	6-5	310	7/24/83	3	Purdue	Kokomo, Ind.	D7-'07
71	Roos, Michael	T	6-7	320	10/5/82	6	Eastern Washington	Vancouver, Wash.	D2-'05
76	Stewart, David	T	6-7	315	8/28/82	6	Mississippi State	Moulton, Ala.	D4b-'05

PLACEKICKERS (1)

2	Bironas, Rob	K	6-0	210	1/29/78	6	Ga. Southern/Auburn	Louisville, Ky.	FA-'05
---	--------------	---	-----	-----	---------	---	---------------------	-----------------	--------

As of July 12, 2010

TENNESSEE TITANS POSITIONAL ROSTER - DEFENSE

DEFENSIVE ENDS (7)

93	Babin, Jason	DE	6-3	260	5/24/80	7	Western Michigan	Paw Paw, Mich.	UFA (PHI)-'10
99	Bakhtiari, Eric	DE	6-3	250	12/2/84	1	San Diego	Burlingame, Calif.	FA-'09
98	Ball, Dave	DE	6-5	255	1/4/81	6	UCLA	Dixon, Calif.	FA-'08
78	Ford, Jacob	DE	6-4	252	7/20/83	4	Central Arkansas	Memphis, Tenn.	D6b-'07
95	Hayes, William	DE	6-3	272	5/2/85	3	Winston-Salem State	High Point, N.C.	D4a-'08
90	Howard, Marcus	DE	6-0	244	10/12/85	2	Georgia	Huger, S.C.	FA-'10
96	Morgan, Derrick	DE	6-3	278	1/6/89	R	Georgia Tech	Coatesville, Pa.	D1-'10

DEFENSIVE TACKLES (7)

79	Brown, Kareem	DL	6-4	285	1/30/84	3	Miami (Fla.)	Miami, Fla.	FA-'09
97	Brown, Tony	DT	6-3	305	9/29/80	6	Memphis	Chattanooga, Tenn.	FA-'06
75	Haye, Jovan	DT	6-2	277	6/21/82	6	Vanderbilt	Fort Lauderdale, Fla.	UFA (TB)-'09
67	Howard, David	DT	6-3	304	8/31/87	R	Brown	Columbia, Md.	D7b-'10
91	Jones, Jason	DT	6-5	276	5/23/86	3	Eastern Michigan	Southfield, Mich.	D2-'08
72	Joseph, Joe	DT	6-2	315	10/20/85	R	Miami	Orlando, Fla.	FA-'10
94	Marks, Sen'Derrick	DT	6-2	294	2/23/87	2	Auburn	Mobile, Ala.	D2-'09

LINEBACKERS (13)

56	Allred, Colin	LB	6-1	242	4/15/83	3	Baylor	Dallas, Texas	FA-'07
58	Amato, Ken	LB/LS	6-2	240	5/18/77	8	Montana State	Miami, Fla.	FA-'03
38	Curran, Rennie	LB	5-11	230	11/10/88	R	Georgia	Snellville, Ga.	D3b-'10
59	Keglar, Stanford	LB	6-2	250	7/4/85	3	Purdue	Indianapolis, Ind.	D4c-'08
40	Lewko, Jake	LB	6-1	240	10/7/87	R	Pennsylvania	Camden, N.J.	FA-'10
51	McRath, Gerald	LB	6-3	228	6/16/86	2	Southern Mississippi	Powder Springs, Ga.	D4a-'09
57	Rivera, Mike	LB	6-2	252	1/10/86	1	Kansas	Shawnee Mission, Kan.	FA-'09
44	Togafau, Pago	LB	5-11	242	1/10/84	3	Idaho State	Long Beach, Calif.	W (ARZ)-'10
50	Thornton, David	LB	6-2	233	11/1/78	9	North Carolina	Goldsboro, N.C.	UFA (IND)-'06
49	Trahan, Patrick	LB	6-2	236	11/7/86	R	Mississippi	New Orleans, La.	FA-'10
55	Tulloch, Stephen	LB	5-11	240	1/1/85	5	N.C. State	Miami, Fla.	D4b-'06
52	Winborn, Jamie	LB	5-11	230	5/14/79	9	Vanderbilt	Wetumpka, Ala.	FA-'09
4	Witherspoon, Will	LB	6-1	240	8/19/80	9	Georgia	Panama City, Fla.	FA-'10

CORNERBACKS (6)

31	Finnegan, Cortland	CB	5-10	188	2/2/84	5	Samford	Milton, Fla.	D7a-'06
26	Hill, Tye	CB	5-10	186	6/3/82	5	Clemson	St. George, S.C.	FA-'10
41	Love, Jamar	CB	6-0	205	11/8/86	1	Arkansas	North Little Rock, Ark.	FA-'09
30	McCourty, Jason	CB	6-0	188	8/13/87	2	Rutgers	Nyack, N.Y.	D6a-'09
29	Mouton, Ryan	CB	5-9	184	9/23/86	2	Hawaii	Houston, Texas	D3b-'09
20	Verner, Alterraun	CB	5-10	187	12/13/88	R	UCLA	Carson, Calif.	D4-'10

SAFETIES (7)

22	Fuller, Vincent	S	6-1	192	8/3/82	6	Virginia Tech	Baltimore, Md.	D4a-'05
33	Griffin, Michael	S	6-0	203	1/4/85	4	Texas	Austin, Texas	D1-'07
24	Hope, Chris	S	6-0	204	9/29/80	9	Florida State	Rock Hill, S.C.	UFA (PIT)-'06
32	Johnson, Robert	S	6-2	206	2/13/87	R	Utah	Los Angeles, Calif.	D5-'10
23	Nickey, Donnie	S	6-3	226	4/25/80	8	Ohio State	Plain City, Ohio	D5-'03
25	Rolle, Myron	S	6-2	219	10/30/86	R	Florida State	Galloway, N.J.	D6b-'10
39	Schommer, Nick	S	6-0	204	1/3/86	1	North Dakota State	Prescott, Wis.	D7b-'09

PUNTERS (2)

6	Kern, Brett	P	6-2	217	2/17/86	3	Toledo	Grand Island, N.Y.	W (DEN)-'09
3	Schmitt, Ricky	P/K	6-3	217	8/17/85	1	Shepherd (W. Va.)	Virginia Beach, Va.	FA-'10


As of July 12, 2010

HOW THE TITANS WERE BUILT

YEAR	DRAFTEES (40)	FREE AGENTS (40)	TRADES/WAIVERS (2)
2010	DE Derrick Morgan (1)	DE Marcus Howard (FA)	LB Pago Togafau (W-ARI)
	WR Damian Williams (3a)	T Nevin McCaskill (FA)	
	LB Rennie Curran (3b)	LB Will Witherspoon (FA)	
	CB Alterraun Verner (4)	P/K Ricky Schmitt (FA)	
	S Robert Johnson (5)	DE Jason Babin (UFA-PHI)	
	QB Rusty Smith (6a)	CB Tye Hill (FA)	
	S Myron Rolle (6b)	QB Chris Simms (FA)	
	WR Marc Mariani (7a)	RB LeGarrette Blount (FA)	
	DT David Howard (7b)	T Nick Howell (FA)	
		RB Stafon Johnson (FA)	
		DT Joe Joseph (FA)	
		LB Jake Lewko (FA)	
		G John Malecki (FA)	
		C Kevin Matthews (FA)	
	WR Mico McSwain (FA)		
	TE Steven Pfahler (FA)		
	FB Willie Rose (FA)		
	WR Bobby Sewall (FA)		
	LB Patrick Trahan (FA)		
2009	WR Kenny Britt (1)	WR Nate Washington (UFA-PIT)	P Brett Kern (W-DEN)
	DT Se'Derrick Marks (2)	DT Jovan Haye (UFA-TB)	
	TE Jared Cook (3a)	RB Alvin Pearman (FA)	
	CB Ryan Mouton (3b)	DE Eric Bakhtiari (FA)	
	LB Gerald McRath (4a)	LB Jamie Winborn (FA)	
	T/G Troy Kropog (4b)	CB Jamar Love (FA)	
	RB Javon Ringer (5)	WR Philip Morris (FA)	
	CB Jason McCourty (6a)	LB Mike Rivera (FA)	
	WR Dominique Edison (6b)	DL Kareem Brown (FA)	
	G Ryan Durand (7a)		
	S Nick Schommer (7b)		
2008	RB Chris Johnson (1)	DE Dave Ball (FA)	
	DT Jason Jones (2)	G Jake Scott (UFA-IND)	
	TE Craig Stevens (3)	C/G Fernando Velasco (FA)	
	DE William Hayes (4a)		
	WR Lavelle Hawkins (4b)		
LB Stanford Kegljar (4c)			
2007	DB Michael Griffin (1)	WR Justin Gage (UFA-CHI)	
	WR Paul Williams (3)	LB Colin Allred (FA)	
	G/C Leroy Harris (4a)		
	DE Jacob Ford (6b)		
	T Mike Otto (7)		
2006	QB Vince Young (1)	FB Ahmard Hall (FA)	
	LB Stephen Tulloch (4b)	QB Kerry Collins (UFA-OAK)	
	CB Cortland Finnegan (7a)	LB David Thornton (UFA-IND)	
		S Chris Hope (UFA-PIT)	
		DT Tony Brown (FA)	
2005	T Michael Roos (2)	K Rob Bironas (FA)	
	S Vincent Fuller (4a)		
	T David Stewart (4b)		
	TE Bo Scaife (6)		
2004	G/C Eugene Amano (7b)		
2003	S Donnie Nickey (5)	LS/LB Ken Amato (FA)	

As of July 12, 2010

56



COLIN ALLRED

LINEBACKER • 6'1" • 242 lbs • COLLEGE: BAYLOR
ACQUIRED: FA - 2007 • NFL EXP. (NFL/TITANS): 3/3
HOMETOWN: DALLAS, TEXAS
GAMES PLAYED/GAMES STARTED: 27/2 (PLAYOFFS: 2/0)



2010 QUICK STATS

GP/GS: 0/0 • 0 tackles, 0 sacks, 0 QBP, 0 INT, 0 PD, 0 FF, 0 FR

PRO: A tough and intelligent presence on special teams and as a reserve linebacker, Colin Allred has spent two full seasons on the 53-man roster (2008-09) after battling his way on to the field in 2007. After entering the NFL as a rookie free agent with the Titans in 2006, the former Baylor Bear spent most of the 2007 season on the practice squad before being promoted to the active roster for the final three regular season games and postseason.

CAREER HIGHLIGHTS:

- In his first three NFL seasons (2007-09), played in 27 games (two starts) and totaled 23 tackles and 22 stops on special teams.
- In 2009, he recorded his first career starts in the final two weeks of the season (Dec. 25 vs. San Diego, Jan. 3 at Seattle) after starting linebacker Keith Bulluck was lost for the season with a knee injury.
- Recorded two special teams tackles in his NFL debut at Kansas City on Dec. 16, 2007.

TITANS TIDBITS:

- After graduating from Baylor in December 2005, Allred was admitted to the University of California Berkeley School of Law. He deferred his enrollment to pursue his football career.
- In college, Allred made money by starting his own computer repair business. Although he no longer accepts clients, he still enjoys building computers for his personal use.
- An avid hiker, one of his preferred outdoor locations is the Redwood National Park in northern California.

CAREER TRANSACTIONS:

- The Dallas, Texas, native was originally signed by the Titans as an undrafted free agent on May 4, 2006.
- Released following his first training camp with the club (waived Aug. 29, 2006) and was re-signed on Jan. 26, 2007.
- Waived on Sept. 1, 2007 but signed to the practice squad the following day.
- Elevated to the active roster on Dec. 15, 2007.

SEASON RECAPS:

- 2009 (12/2):** Played 12 games and collected 15 tackles as an outside linebacker. Notched seven special teams tackles on coverage units.
- Saw limited action on defense in first two games (9/10 at Pittsburgh and 9/20 vs. Houston) and in each contest registered one tackle at linebacker and one stop on special teams.
 - At Jacksonville (10/4), exited in the first half with a shoulder injury.
 - Against Miami (12/20), saw action as a reserve at linebacker after Keith Bulluck left the game with an injury in the third quarter of a 27-24 overtime win.
 - Against San Diego (12/25), made his first career start at linebacker and matched a career-best with eight tackles.
 - At Seattle (1/3), started at outside linebacker and registered five tackles in the Titans' season-ending 17-13 victory.

- 2008 (12/0, 1/0):** In his first full season on the 53-man roster, played primarily on special teams and also saw action as a reserve linebacker. Posted eight tackles at linebacker and finished fourth on team with 11 special teams tackles. Inactive in four games (9/21 against Houston, 10/27 against Indianapolis, 11/2 against Green Bay and 11/9 at Chicago).
- At Detroit (11/27), led team with three special teams tackles in 47-10 victory over Lions on Thanksgiving. Saw limited action at linebacker in the fourth quarter.

- Against Cleveland (12/7), led team with three solo special teams tackles in division-clinching 28-9 victory.
- At Indianapolis (12/28), saw significant action at linebacker and notched career-high eight tackles in regular season finale.
- Against Baltimore (1/10), saw action on special teams coverage units in Divisional Playoff.

- 2007 (3/0, 1/0):** Spent the first 13 games on the practice squad before being elevated to the active roster. Posted four special teams tackles in three regular season games and one defensive stop in one postseason game.
- Made NFL debut at Kansas City (12/16), and saw limited action at linebacker after Keith Bulluck and Ryan Fowler briefly left game with injuries. Tallied two special teams tackles on coverage units.
 - In Wild Card game at San Diego (1/6), collected one tackle in limited action as reserve linebacker.

COLLEGE:

- In 37 career games at Baylor, posted 140 tackles, 15 tackles for loss, 5.5 sacks, one interception and two forced fumbles.
- As senior co-captain, started all 11 games, earned honorable mention All-Big 12 honors from Associated Press and league coaches, and named first-team Academic All-Big 12. Led Bears in sacks (5.5), ranked second in total tackles (73) and tackles for loss (nine), added two forced fumbles and returned interception for a score.
- Earned history degree in December 2005.

PERSONAL:

- Married to Kristen, couple resides in Nashville.
- Earned three-time All-District honors at Hillcrest (Dallas, Texas) High School.
- Played baseball and basketball, member of National Honor Society and class president.
- List of favorites: (movie) "Avatar"; (TV show) "SportsCenter"; (actor) Will Smith; (music artist) Jay-Z; (vacation getaway) the Caribbean; (school subject) history; (car) Jaguar XF; (book) "The Lord of the Rings" by J.R.R. Tolkien; (video game) FIFA 2010; and (food) Italian food.
- Born Colin Zachary Allred on April 15, 1983 in Dallas, Texas.

ALLRED'S GAME-BY-GAME

2007 Tennessee Titans

Date	Opp	W/L	P/S	Tot Solo	Asst	Sk	- Yds	QBP	TFL	Int - Yds	-TD	PD	FF	FR - Yds	SpT
Dec 16	@ KC	W	p	0	0	0	0.0	0	0	0	0	0	0	0	2
Dec 23	NYJ	W	p	0	0	0	0.0	0	0	0	0	0	0	0	0
Dec 30	@ Ind	W	p	0	0	0	0.0	0	0	0	0	0	0	0	2
Totals	10-6	3/0		0	0	0	0.0	0	0	0	0	0	0	0	4

Playoffs

Jan 6	@ SD	L	p	1	0	1	0.0	0	0	1	0	0	0	0	0
Totals	0-1	1/0		1	0	1	0.0	0	0	1	0	0	0	0	0

* On Titans' practice squad from Sept. 9 - Dec. 9

2008 Tennessee Titans

Date	Opp	W/L	P/S	Tot Solo	Asst	Sk	- Yds	QBP	TFL	Int - Yds	-TD	PD	FF	FR - Yds	SpT
Sept 7	Jax	W	p	0	0	0	0.0	0	0	0	0	0	0	0	1
Sept 14	@ Cin	W	p	0	0	0	0.0	0	0	0	0	0	0	0	0
Sept 21	Hou	W	IA												
Sept 28	Min	W	p	0	0	0	0.0	0	0	0	0	0	0	0	1
Oct 5	@ Bal	W	p	0	0	0	0.0	0	0	0	0	0	0	0	0
Oct 19	@ KC	W	p	0	0	0	0.0	0	0	0	0	0	0	0	2
Oct 27	Ind	W	IA												
Nov 2	GB	W	IA												
Nov 9	@ Chi	W	IA												
Nov 16	@ Jax	W	p	0	0	0	0.0	0	0	0	0	0	0	0	0
Nov 23	NYJ	L	p	0	0	0	0.0	0	0	0	0	0	0	0	1
Nov 27	@ Det	W	p	0	0	0	0.0	0	0	0	0	0	0	0	3
Dec 7	Cle	W	p	0	0	0	0.0	0	0	0	0	0	0	0	3
Dec 14	@ Hou	L	p	0	0	0	0.0	0	0	0	0	0	0	0	0

Dec 21	Pit	W	p	0	0	0	0.0	0	0	0	0	0	0	0	0
Dec 28	@ Ind	L	p	8	7	1	0.0	0	0	0	0	0	0	0	0
Totals	13-3	12/0		8	7	1	0.0	0	0	0	0	0	0	0	11

Playoffs

Jan 10	Bal	L	p	0	0	0	0.0	0	NA	0	0	0	0	0	0
Totals	0-1	1/0		0	0	0	0.0	0	NA	0	0	0	0	0	0

2009 Tennessee Titans

Date	Opp	W/L	P/S	Tot Solo	Asst	Sk	- Yds	QBP	TFL	Int - Yds	-TD	PD	FF	FR - Yds	SpT
Sept 10	@ Pit	L	p	1	1	0	0.0	0	0	0	0	0	0	0	1
Sept 20	Hou	L	p	1	1	0	0.0	0	0	0	0	0	0	0	1
Sept 27	@ NYJ	L	p	0	0	0	0.0	0	0	0	0	0	0	0	0
Oct 4	@ Jax	L	p	0	0	0	0.0	0	0	0	0	0	0	0	0
Oct 11	Ind	L	IA												
Oct 18	@ NE	L	p	0	0	0	0.0	0	0	0	0	0	0	0	1
Nov 1	Jax	W	p	0	0	0	0.0	0	0	0	0	0	0	0	0
Nov 8	@ SF	W	p	0	0	0	0.0	0	0	0	0	0	0	0	2
Nov 15	@ Buf	W	p	0	0	0	0.0	0	0	0	0	0	0	0	2
Nov 23	@ Hou	W	IA												
Nov 29	Ari	W	p	0	0	0	0.0	0	0	0	0	0	0	0	0
Dec 6	@ Ind	L	IA												
Dec 13	StL	W	IA												
Dec 20	Mia	W	p	0	0	0	0.0	0	0	0	0	0	0	0	0
Dec 25	SD	L	S	8	3	5	0.0	0	0	0	0	0	0	0	0
Jan 3	@ Sea	W	S	5	1	4	0.0	0	0	0	0	0	0	0	0
Totals	8-8	12/2		15	6	9	0.0	0	0	0	0	0	0	0	7

COLIN ALLRED'S NFL STATISTICS

REGULAR SEASON

Year	Team	REGULAR SEASON		TACKLES							INTERCEPTIONS					FUMBLES			
		GP	GS	Tot	Solo	Asst	Sk	Yds	QBP	TFL	No	Yds	Lg	TD	PD	FF	FR	Yds	SpT
2007	Tennessee	3	0	0	0	0	0.0	0.0	0	0	0	0	0	0	0	0	0	0	4
2008	Tennessee	12	0	8	7	1	0.0	0.0	0	0	0	0	0	0	0	0	0	11	
2009	Tennessee	12	2	15	6	9	0.0	0.0	0	0	0	0	0	0	0	0	0	7	
NFL Totals:		27	2	23	13	10	0.0	0.0	0	0	0	0	0	0	0	0	0	22	

PLAYOFFS

Year	Team	PLAYOFFS		TACKLES							INTERCEPTIONS					FUMBLES			
		GP	GS	Tot	Solo	Asst	Sk	Yds	QBP	TFL	No	Yds	Lg	TD	PD	FF	FR	Yds	SpT
2007	Tennessee	1	0	1	0	1	0.0	0.0	0	0	0	0	0	0	0	0	0	0	
2008	Tennessee	1	0	0	0	0	0.0	0.0	0	0	0	0	0	0	0	0	0	0	
Playoff Totals:		2	0	1	0	1	0.0	0.0	0	0	0	0	0	0	0	0	0	0	

Single-Game Highs

Tackles - 8 (twice, last vs. San Diego 12/25/09)
Special Teams Tackles - 3 (twice, last vs. Cleveland 12/7/08)

Playoff Single-Game Highs

Tackles - 1 at San Diego (1/6/08)

54



EUGENE AMANO

CENTER/GUARD • 6'3" • 310 lbs • COLLEGE: SE MISSOURI STATE
ACQUIRED: 7TH ROUND - 2004 • NFL EXP. (NFL/TITANS): 7/7
HOMETOWN: SAN DIEGO, CALIF.
GAMES PLAYED/GAMES STARTED: 95/39 (PLAYOFFS: 2/2)



2010 QUICK STATS

GP/GS: 0/0

PRO: Amano is in his seventh NFL season and has been extremely durable having played in all but one game during his career. A strong player with quick feet, he has experience at guard and center at both the college and pro levels. Over the last two seasons (2008-2009), Amano has started 31 games at left guard, but looks to move to center in 2010. In his first four seasons in the NFL, he served primarily as a reserve at both center and guard.

CAREER HIGHLIGHTS:

- In 2009, Amano was a member of an offensive line that blocked for the NFL's second-best rushing attack (162.0 yards per game) and opened holes for Chris Johnson who became just the sixth player in NFL history to rush for 2,000 yards. Also, part of an offensive front that allowed just 16 sacks, the second fewest in the NFL.
- As senior at SE Missouri State, Amano won 1-AA Dave Rimington Award, given annually to top center in college football at each level of competition.

TITANS TIDBITS:

- Although he was born in Manila, Philippines, Amano lived in the United States from the time he was two months old. His mother, Aida, a nurse, and his father, Eugene, who served in the U.S. Navy for 25 years, were stationed in the Philippines when he was born but then moved to San Diego.
- Amano was honored with his own day by the council members of National City, Calif. June 1, 2010 was proclaimed Eugene Amano Day in his hometown.
- The past two offseasons, the Amano Family Foundation has held free football camps for the youth of National City, Calif.
- Following the 2010 season, Amano plans to travel back to the Philippines for the first time since leaving with his family as an infant. He will volunteer with a group called Gawad Kalinga, which means "to give care" and help rebuild poverty-stricken villages in his native land.
- Amano is in the process of developing The Amano Family Foundation back in San Diego that will benefit inner-city youth.
- Amano's younger brother, Fred, played defensive tackle at San Diego State. The brothers workout frequently together during the offseason. Their older sister, Allison, is an assistant buyer in San Diego.
- In May 2006, Amano received his degree in criminal justice from Southeast Missouri State. After entering the NFL 27 credit hours shy of his diploma, he completed his schooling through online courses, independent study and an internship during the 2006 offseason with the Franklin (Tenn.) Police Department in which he worked with detectives on the squad's drug task force.
- Because he had yet to receive a scholarship offer late in his senior year of high school, Amano planned to walk on to the football team at either San Diego State or the University of New Mexico. But when a coach from Southeast Missouri State called one of Amano's high school coaches inquiring about junior college players in the San Diego area, Amano's coach tried to sell him on Amano playing for the 1-AA school. When the SE Missouri State coaching staff finally saw Amano's game film, they called and offered him a scholarship without even flying him in for an official visit.

CAREER TRANSACTIONS:

- A native of Manila, Philippines, Amano was selected by the Titans in the seventh round (239th overall) of the 2004 NFL Draft.

SEASON RECAPS:

2009 (16/15): Played in all 16 games with 15 starts at left guard. Member of an offensive line that blocked for the NFL's second-best rushing attack (162.0 yards per game) and opened holes for Chris Johnson who became just the sixth player in NFL history to rush for 2,000 yards. Part of an offensive front that allowed just 16 sacks, the second fewest in the NFL. Helped open holes for Titans' rushers to gain 305 rushing yards, the second most yards on the ground in franchise history, against Jacksonville (11/1/09).

- Against Houston (9/20), helped open holes for the Titans to gain 240 yards on the ground, including a then career-best 197 rushing yards from Chris Johnson.
- Against Jacksonville (11/1), blocked for Titans' rushers to gain 305 rushing yards, the second most yards on the ground in franchise history. Part of an offensive front that did not allow a sack on 18 pass attempts in the Titans' 30-13 victory. Helped Chris Johnson amass a franchise-best 228 rushing yards.
- Against Arizona (11/29), was a part of an offensive front that helped the unit amass 532 total yards in the Titans' 20-17 come-from-behind victory.
- At Seattle (1/3), was a member of an offensive front that opened holes for Chris Johnson to gain 134 yards on the ground, allowing him to surpass 2,000 rushing yards for the season. Part of an offensive line that did not allow a sack on 28 pass attempts in the Titans' season-ending 17-13 victory.

2008 (16/16, 1/1): Started all 16 games at left guard and was a part of an offensive line that allowed an NFL-low 12 sacks in 2008. Member of an offensive line that opened holes for Titans' rushers to gain a franchise-record 332 rushing yards at Kansas City (10/19/08). Part of an offensive line that did not allow a sack for five consecutive games (9/21/08 – 10/27/08).

- At Kansas City (10/19), member of an offensive front that opened holes for Tennessee ball carriers to rush for a franchise-record 332 rushing yards in the Titans' commanding 34-10 road victory over the Chiefs. Part of an offensive line that did not allow a sack for the fourth straight game.
- Against Indianapolis (10/27), was part of an offensive line that did not allow a sack despite 37 pass attempts in the Titans' 31-21 victory over the Colts on Monday Night Football.
- At Detroit (11/27), was part of an offensive front that blocked for Titans' ball carriers to gain 292 yards on the ground in the Titans' commanding 47-10 victory over the Lions on Thanksgiving.
- Against Pittsburgh (12/21), member of an offensive front that helped amass 322 total yards, the most against Pittsburgh in 2008, in the Titans' 31-14 victory.
- In the Divisional playoffs against Baltimore (1/10), helped the Titans offense amass 391 total yards.

2007 (16/5, 1/1): Played in all 16 games with five starts. Started three games at right guard (11/19 at Denver, 11/25 at Cincinnati and 12/2 vs. Houston) and two contests at center (12/23 vs. N.Y. Jets and 12/30 vs. Indianapolis). Also, saw significant action as a reserve at left guard (12/9 vs. San Diego) and at center (12/16 at Kansas City).

- At Denver (11/19), started at right guard in place of an injured Benji Olson. Part of an offensive line that allowed just one sack on 41 pass attempts, while allowing Vince Young to throw for a career-best 305 passing yards.
- Against N.Y. Jets (12/23), started at center in place of an injured Kevin Mawae. Member of an offensive front that allowed Titans' ball carriers to amass 127 rushing yards on 36 carries in the Titans' 10-6 win.

- At San Diego (1/6), started first career playoff game at center for an injured Kevin Mawae.

2006 (16/1): Played in all 16 games and contributed primarily on special teams. Played guard in three total contests, including one start (12/10 at Houston).

- At Houston (12/10), made third career start, filling in for Benji Olson. Helped offense gain season-high 418 total yards in overtime win.

2005 (16/0): Played in all 16 games in a special teams role.

2004 (15/2): Played in all but one game (11/14 vs. Chicago) as rookie and saw action at all three interior offensive line positions. Played primarily on special teams. Did not play in one contest (11/14 against Chicago). Earned one start at center (12/19 at Oakland) and one start at left guard (1/2 vs. Detroit).

- At Oakland (12/19), earned first career start at center and protected Billy Volek as he passed for 492 yards.

COLLEGE:

- Played every game in college, starting every contest from midway through his freshman year through his senior campaign. Began career as guard before transitioning to center as junior.

- As senior, won 1-AA Dave Rimington Award, given annually to top center in college football at each level of competition. Also named first-team All-American by the American Football Coaches Association, The NFL Draft Report and Football Gazette.

- Named second-team All-Ohio Valley Conference sophomore and junior seasons.

- Also served as long snapper for final three seasons.

- Majored in criminal justice at SE Missouri State.

PERSONAL:

- Married to Frances Santos, the couple splits time between Nashville and San Diego, Calif.

- Attended Rancho Bernardo (San Diego, Calif.) HS, where he was an all-conference performer as an offensive and defensive lineman during his senior season. Was a three-sport athlete who also lettered in basketball and track.

- Would like to pursue a career as a federal agent or with the FBI when his playing days are over.

- List of favorites: (movies) "Star Wars," "Old School" and "Wedding Crashers"; (TV shows) "Lost," "The Simpsons," "Real World" and "Seinfeld"; (actress) Angelina Jolie; (music artists) John Legend; (sports hero) David Robinson; (video games) Nintendo Wii, Madden NFL Football and NCAA Football; (vacation getaway) Las Vegas; (school subject) history; and (kind of food) Mexican food and food from the Philippines.

- Born Eugene Philip Amano in Manila, Philippines, on March 1, 1982.

EUGENE AMANO'S NFL STATISTICS

REGULAR SEASON

Year	Team	GP	GS
2004	Tennessee	15	2
2005	Tennessee	16	0
2006	Tennessee	16	1
2007	Tennessee	16	5
2008	Tennessee	16	16
2009	Tennessee	16	15
NFL Totals		95	39



PLAYOFFS

Year	Team	GP	GS
2007	Tennessee	1	1
2008	Tennessee	1	1
Playoff Totals		2	2

Starts Breakdown:

2004 - C 1, LG 1; 2006 - RG 1; 2007 - RG 3, C 2 (playoffs C 1); 2008 - LG 16 (playoffs LG 1); 2009 - LG 15

58



KEN AMATO

LINEBACKER/LONG SNAPPER • 6'2" • 240 lbs
COLLEGE: MONTANA STATE • ACQUIRED: FA - 2003
NFL EXP. (NFL/TITANS): 8/8 • HOMETOWN: MIAMI, FLA.
GAMES PLAYED/GAMES STARTED: 93/0 (PLAYOFFS: 3/0)



2010 QUICK STATS

GP/GS: 0/0 • 0 tackles, 0 sacks, 0 QBP, 0 INT, 0 PD, 0 FF, 0 FR

PRO: Since 2003, Ken Amato has served as a long snapper for both field goals and punts and contributed as a valued core member of special teams coverage units. His steady snaps helped Craig Hentrich ascend to the top of the team's all-time leader board in career punting and have made an impact in Rob Bironas' emergence as a Pro Bowl kicker. With Hentrich's retirement in 2010, Amato is assigned with helping produce similar results from up-and-coming punter Brett Kern. Amato also has experience in extra-linebacker defensive packages.

CAREER HIGHLIGHTS:

- In his first seven NFL seasons (2003-09), he played in 93 games and totaled 40 special teams tackles, including five stops on special teams in 2009. As a situational linebacker, he has seven career tackles.
- He has served as the long snapper for a 60-yard, game-winning field goal (12/4/06 vs. Indianapolis) and an NFL record eight field goals in a game (10/21/07 at Houston), both by Rob Bironas.

TITANS TIDBITS:

- Amato played in his first NFL game nearly five years after playing his final college game. After his college eligibility expired at the end of the 1998 season, he spent the next two years finishing his degree and assisting Montana State's coaching staff with video work and a wide variety of other tasks. After graduation, with the exception of a brief stint with the Carolina Panthers in May 2002, he worked two years as a full-time juvenile service specialist in Miami until re-signing to attend his second camp with Carolina in February 2003.
- While Amato's father, Paul, is Italian-Irish, his mother, Isora Gotay, is from Puerto Rico. As a result, he speaks fluent Spanish and still communicates with his mother's side of the family in her native tongue.
- Amato learned to long snap in his last year playing Pop Warner football, but he did not do it again until college. During his time at Moorpark (Calif.) Junior College, he suffered an injury to his MCL and was unable to play linebacker for a short period. Because the team needed a long snapper, he volunteered for the duty because he wanted to stay involved while allowing his injury to heal.

CAREER TRANSACTIONS:

- The Miami, Fla., native was originally signed by the Carolina Panthers as an undrafted free agent on May 28, 2002 but was waived during his first training camp.
- Served a second stint with the Panthers from Feb. 11 to June 11, 2003.
- Signed by the Titans as a free agent on Aug. 12, 2003.

SEASON RECAPS:

2009 (16/0): Played all 16 games for the fourth time in his career and for the second consecutive season. Registered five solo special teams tackles on coverage units.

- Posted one special teams tackle in games at Jacksonville (10/4), against Arizona (11/29) and against St. Louis (12/13) and additionally tied for the team lead with two special teams stops at New England (10/18).
- Against Indianapolis (10/11), gave the Titans excellent field position by pouncing on a Tim Jennings muffed punt on the Colts' 37-yard line in the first quarter.

2008 (16/0, 1/0): Served as long snapper in all 16 games and contributed to Rob Bironas' 87.9 field goal percentage (tied for 10th in NFL). Registered four special teams tackles.

- Collected a special teams tackle in games against Houston (9/21), at Baltimore (10/5), against Cleveland (12/7) and at Indianapolis (12/28).

2007 (7/0, 0/0): Played in seven games and totaled three special teams tackles before being placed on injured reserve on Oct. 31, 2007 with a knee injury.

- At Houston (10/21), served as long snapper for Rob Bironas' single-game NFL record eight field goals.
- Against Oakland (10/28), tore his right ACL and spent the remainder of season on injured reserve.

2006 (15/0): Played in 15 games and totaled five special teams tackles and three tackles at linebacker, including one tackle for loss. Helped kicker Rob Bironas go 22 of 28 on field goal attempts and 32 of 32 on PAT attempts. Snapped for three of the team's four game-winning field goals (11/26 vs. N.Y. Giants, 12/3 vs. Indianapolis and 12/24 at Buffalo). He was inactive in one game (10/15 at Washington) with a quad injury.

- Following week against Indianapolis (12/3), snapped for Bironas' game-winning 60-yard field goal, the sixth field goal in NFL history from 60 yards or longer.

2005 (7/0): Played in seven games as a long snapper until breaking his left fibula at Arizona (10/23). He was placed on injured reserve on Oct. 26.

2004 (16/0): Served as team's long snapper and contributed 10 special teams tackles. Also received occasional playing time in a four-linebacker package, where he posted four stops.

- In Monday Night Football victory at Green Bay (10/11), recorded season-high two tackles in first career action at linebacker.

2003 (16/0, 2/0): In his first season, played in every regular season game and both postseason games. Served as punting unit's long snapper and contributed nine special teams tackles during regular season.

- Against Oakland (9/7), played on special teams in professional debut.

COLLEGE:

- Played in 22 games with nine starts in two seasons at Montana State.
- In addition to action at long snapper, collected 41 tackles, three sacks and one fumble recovery at linebacker as senior in 1998.
- Contributed 48 tackles and 2.5 sacks at defensive end and linebacker as a junior (1997).
- Prior to attending Montana State, spent two seasons at Moorpark (Calif.) Junior College, earning all-state and all-conference honors as sophomore.
- Earned degree in justice studies.

PERSONAL:

- Married to Sandi (July 2004), couple resides in Brentwood, Tenn., with daughter, Jazlyn (2).
- Named to Dade County All-Star team at Braddock High School in Miami, Fla., where he also played volleyball and participated in the high jump in track and field.
- Returned to Braddock HS in 2006 to speak at the school's football banquet.
- Participated in youth football clinic in Puerto Rico in 2006.
- List of favorites: (movie) "The Matrix"; (TV show) "Two and a Half Men"; (actress) Reese Witherspoon; (music group) El Gran Combo; (food) Mexican; (school subject) history; and (sports hero) Dale Murphy.
- Born Kenneth Carlos Amato in Puerto Rico.

KEN AMATO'S NFL STATISTICS

REGULAR SEASON		TACKLES									INTERCEPTIONS					FUMBLES			
Year	Team	GP	GS	Tot	Solo	Asst	Sk	Yds	QBP	TFL	No	Yds	Lg	TD	PD	FF	FR	Yds	SpT
2003	Tennessee	16	0	0	0	0	0.0	0.0	0	0	0	0	0	0	0	0	0	0	9
2004	Tennessee	16	0	4	3	1	0.0	0.0	0	0	0	0	0	0	0	0	0	0	10
2005	Tennessee	7	0	0	0	0	0.0	0.0	0	0	0	0	0	0	0	0	0	0	4
2006	Tennessee	15	0	3	2	1	0.0	0.0	0	0	0	0	0	0	0	0	0	0	5
2007	Tennessee	7	0	0	0	0	0.0	0.0	0	0	0	0	0	0	0	0	0	0	3
2008	Tennessee	16	0	0	0	0	0.0	0.0	0	0	0	0	0	0	0	0	0	0	4
2009	Tennessee	16	0	0	0	0	0.0	0.0	0	0	0	0	0	0	0	0	0	0	5
NFL Totals:		93	0	7	5	2	0.0	0.0	0	0	0	0	0	0	0	0	0	0	40

PLAYOFFS		TACKLES									INTERCEPTIONS					FUMBLES			
Year	Team	GP	GS	Tot	Solo	Asst	Sk	Yds	QBP	TFL	No	Yds	Lg	TD	PD	FF	FR	Yds	SpT
2003	Tennessee	2	0	0	0	0	0.0	0.0	0	0	0	0	0	0	0	0	0	0	0
2007	Tennessee	0	0	0	0	0	0.0	0.0	0	0	0	0	0	0	0	0	0	0	0
2008	Tennessee	1	0	0	0	0	0.0	0.0	0	0	0	0	0	0	0	0	0	0	0
Playoff Totals		3	0	0	0	0	0.0	0.0	0	0	0	0	0	0	0	0	0	0	0

Single-Game Highs

Tackles - 2 at Green Bay (10/11/04)
 Special Teams Tackles - 3 (twice, last vs. Baltimore 9/18/05)

Additional Statistics

Special Teams Fumble Recoveries - 1 vs. Indianapolis (10/11/09)

93

JASON BABIN

DEFENSIVE END • 6'3" • 267 lbs • COLLEGE: WESTERN MICHIGAN
 ACQUIRED: UFA - 2010 (PHI) • NFL EXP. (NFL/TITANS): 7/1
 HOMETOWN: PAW PAW, MICH.
 GAMES PLAYED/GAMES STARTED: 66/26 (PLAYOFFS: 1/0)



2010 QUICK STATS

GP/GS: 0/0 • 0 tackles, 0 sacks, 0 QBP, 0 INT, 0 PD, 0 FF, 0 FR

PRO: Jason Babin is a relentless pass rusher with a non-stop motor who will look to provide depth at defensive end for the Titans in 2010. The former first-round draft pick possesses a sudden burst off the edge and has the ability to create havoc in the offensive backfield. Babin played his first two seasons as an outside linebacker with the Texans before moving to his current defensive end position.

CAREER HIGHLIGHTS:

- As a rookie with the Texans in 2004, started all 16 games at left outside linebacker and recorded 76 tackles, four sacks and two fumble recoveries.
- In 2006, played in 15 games with three starts at left defensive end and finished with 25 tackles and a career-best five sacks.

TITANS TIDBITS:

- Babin is an avid hunter and owns and operates Babin Ranch, a hunting ranch that is situated on 435 heavily wooded acres in Center, Texas. Ranch visitors can find the land stocked with a variety of exotic animals, such as zebras, rams, antelope, wildebeests and kudu, as well as deer, elk and buffalo. Log on to BabinRanch.com for more information.
- Babin has been training for an opportunity to play in the NFL since his teenage years in Paw Paw, Mich., where police used to get complaints from people in his neighborhood about someone running down the street with a stolen tire. However, they soon found out that it was just Babin doing his nightly run, dragging a truck tire attached to his waist with a logging chain.
- Babin plans to concentrate on real estate development when his playing days are over.
- Was the first player in Western Michigan history to be selected in the first round of the NFL Draft.

CAREER TRANSACTIONS:

- The Paw Paw, Mich., native was originally selected by the Houston Texans in the first round (27th overall) of the 2004 NFL Draft.
- Traded by the Texans to the Seattle Seahawks for safety Michael Boulware on Sept. 1, 2007.
- Released by the Seahawks on Sept. 18, 2008 and signed as a free agent by the Kansas City Chiefs on Nov. 12, 2008.
- Signed by the Philadelphia Eagles as an unrestricted free agent on Aug. 4, 2009.
- Signed by the Titans as an unrestricted free agent on March 18, 2010. The Eagles declined first refusal rights they had written in his previous contract on March 19.

SEASON RECAPS:

- 2009 (12/0, 1/0 – Philadelphia):** Appeared in 12 games as a reserve defensive end and posted 20 tackles, 2.5 sacks and six quarterback pressures.
- At Washington (10/26), posted three solo tackles, a sack and a quarterback pressure.
 - Against N.Y. Giants (11/1), notched three solo tackles and a half sack.
 - Against Dallas (11/8), registered three solo stops, a sack and a quarterback pressure.

- 2008 (2/0 – Seattle; 7/4 – Kansas City):** Saw action in two games with the Seahawks and collected a tackle before being released on Sept. 18, 2008. Signed by the Chiefs on Nov. 12, 2008 and appeared in seven games with four starts while posting 30 tackles with two sacks.
- Against San Diego (12/14), collected five solo tackles, including a two-yard sack of Philip Rivers.
 - At Cincinnati (12/28), posted five tackles and a four-yard sack of Ryan

Fitzpatrick.

2007 (2/0 – Seattle): Saw action in two games but did not have a tackle.

- 2006 (15/3 – Houston):** Played in 15 games with three starts at left defensive end and finished with 25 tackles and a career-best five sacks.
- At Indianapolis (9/17), registered two tackles while sacking Peyton Manning for a 10-yard loss.
 - At Jacksonville (11/12), posted three tackles, including two sacks of David Garrard.
 - At Oakland (12/3), notched three solo tackles and 15-yard sack of Aaron Brooks.
 - At New England (12/17), recorded two solo tackles, including a four-yard sack of Tom Brady.

- 2005 (12/3 – Houston):** Played in 12 games with three starts as an outside linebacker and posted 45 tackles, four sacks and two forced fumbles.
- Against Arizona (12/18), collected four tackles, two sacks and three quarterback pressures.
 - At San Francisco (1/1), registered a career-high 13 tackles and two sacks of Alex Smith.

- 2004 (16/16 – Houston):** Started all 16 games at left outside linebacker and recorded 76 tackles, four sacks and two fumble recoveries.
- At Detroit (9/12), notched five tackles and his first career sack of Joey Harrington.
 - Against Minnesota (10/10), posted five tackles and a four-yard sack of Daunte Culpepper.
 - At Jacksonville (12/26), registered a tackle, a seven-yard sack of David Garrard and a fumble recovery in the win.

COLLEGE:

- Was a two-time MAC Defensive Player of the Year and two-time first-team All-MAC selection at Western Michigan.
- Appeared in 47 games with 25 starts for the Broncos, setting the school marks for sacks (38) and tackles for loss (75). Finished his career with 299 tackles, eight forced fumbles and two fumble recoveries.
- As a senior, earned first-team All-America honors from the The NFL Draft Report and College Sports Report, and added second-team honors from Sports Illustrated, The Sporting News and College Football News after posting 115 tackles, 15 sacks and 33 tackles for loss.
- As a junior, recorded 94 tackles, 15 sacks, 26 tackles for loss, two forced fumbles, a fumble recovery and two passes defended.
- As a sophomore, notched 56 tackles, 13 tackles for loss and a team-best seven sacks.
- Was the only true freshman to letter for the Broncos after registering 34 tackles.
- Majored in criminal justice at Western Michigan.

PERSONAL:

- Married to Sara and the couple has two sons, Maddux Bo and Talan Davis. Splits time between Nashville and Paw Paw, Mich.
- Was a first-team All-Kalamazoo Valley Association selection as a senior at Paw Paw High School. Also was a two-time Defensive MVP before missing his senior season with a broken leg.
- Also lettered in wrestling and won a state title in the heavyweight division.
- Born Jason Thomas Babin on May 24, 1980 in Kalamazoo, Mich.

BABIN'S GAME-BY-GAME

2004 Houston Texans

Date	Opp	W/L	P/S	Tot	Solo	Asst	Sk	- Yds	QBP	TFL	Int	- Yds	-TD	PD	FF	FR	- Yds	SpT	
Sept 12	SD	L	S	9	7	2	0.0	0.0	NA	NA	0	0	0	0	0	0	0	0	NA
Sept 19	at Det	L	S	5	3	2	1.0	3.0	NA	NA	0	0	0	0	0	0	0	0	NA
Sept 26	at KC	W	S	2	2	0	0.0	0.0	NA	NA	0	0	0	0	0	0	0	0	NA
Oct 3	Oak	W	S	4	2	2	0.0	0.0	NA	NA	0	0	0	0	0	0	0	0	NA
Oct 10	Min	L	S	5	4	1	1.0	4.0	NA	NA	0	0	0	0	0	0	0	0	NA
Oct 17	at Ten	W	S	1	1	0	0.0	0.0	NA	NA	0	0	0	0	0	0	0	0	NA
Oct 31	Jax	W	S	4	3	1	0.0	0.0	NA	NA	0	0	0	0	0	0	0	0	NA
Nov 7	at Den	L	S	3	2	1	0.0	0.0	NA	NA	0	0	0	0	0	0	0	0	NA
Nov 14	at Ind	L	S	4	3	1	0.0	0.0	NA	NA	0	0	0	0	0	0	0	0	NA
Nov 21	GB	L	S	4	3	1	0.0	0.0	NA	NA	0	0	0	0	0	0	0	0	NA
Nov 28	Ten	W	S	10	5	5	0.0	0.0	NA	NA	0	0	0	0	0	0	0	0	NA
Dec 5	at NYJ	L	S	9	7	2	1.0	5.0	NA	NA	0	0	0	0	0	0	0	0	NA
Dec 12	Ind	L	S	6	5	1	0.0	0.0	NA	NA	0	0	0	0	0	0	0	0	NA
Dec 19	at Chi	W	S	4	2	2	0.0	0.0	NA	NA	0	0	0	0	1	0	0	0	NA
Dec 26	at Jax	W	S	1	1	0	1.0	7.0	NA	NA	0	0	0	0	1	0	0	0	NA
Jan 2	Cle	L	S	6	3	3	0.0	0.0	NA	NA	0	0	1	0	0	0	0	0	NA
Totals			7-9 16/16	77	53	24	4.0	19.0	NA	NA	0	0	0	1	0	2	0	0	1

2005 Houston Texans

Date	Opp	W/L	P/S	Tot	Solo	Asst	Sk	- Yds	QBP	TFL	Int	- Yds	-TD	PD	FF	FR	- Yds	SpT	
Sept 11	at Buf	L	S	5	4	1	0.0	0.0	NA	NA	0	0	0	0	0	0	0	0	NA
Sept 18	Pit	L	S	1	1	0	0.0	0.0	NA	NA	0	0	0	0	0	0	0	0	NA
Oct 2	at Cin	L	IA																
Oct 9	Ten	L	IA																
Oct 16	at Sea	L	IA																
Oct 23	Ind	L	IA																
Oct 30	Cle	W	p	3	0	3	0.0	0.0	NA	NA	0	0	0	0	0	0	0	0	NA
Nov 6	at Jax	L	p	5	3	2	0.0	0.0	NA	NA	0	0	0	0	0	0	0	0	NA
Nov 13	at Ind	L	S	1	1	0	0.0	0.0	NA	NA	0	0	0	0	0	0	0	0	NA
Nov 20	KC	L	p	5	3	2	0.0	0.0	NA	NA	0	0	0	0	0	0	0	0	NA
Nov 27	StL	L	p	4	4	0	0.0	0.0	NA	NA	0	0	0	1	0	0	0	0	NA
Dec 4	at Bal	L	p	1	1	0	0.0	0.0	NA	NA	0	0	0	0	0	0	0	0	NA
Dec 11	at Ten	L	p	0	0	0	0.0	0.0	NA	NA	0	0	0	0	0	0	0	0	NA
Dec 18	Arz	W	p	4	2	2	2.0	17.0	NA	NA	0	0	0	1	0	0	0	0	NA
Dec 24	Jax	L	p	3	2	1	0.0	0.0	NA	NA	0	0	1	0	0	0	0	0	NA
Jan 1	at SF	L	p	13	8	5	2.0	10.0	NA	NA	0	0	0	0	0	0	0	0	NA
Totals			2-14 12/3	45	29	16	4.0	27.0	NA	NA	0	0	0	1	2	0	0	0	NA

2006 Houston Texans

Date	Opp	W/L	P/S	Tot	Solo	Asst	Sk	- Yds	QBP	TFL	Int	- Yds	-TD	PD	FF	FR	- Yds	SpT	
Sept 10	Phi	L	p	1	1	0	0.0	0.0	NA	NA	0	0	0	0	0	0	0	0	NA
Sept 17	at Ind	L	S	2	1	1	1.0	10.0	NA	NA	0	0	0	0	0	0	0	0	NA
Sept 24	Was	L	S	1	1	0	0.0	0.0	NA	NA	0	0	0	0	0	0	0	0	NA
Oct 1	Mia	W	p	0	0	0	0.0	0.0	NA	NA	0	0	0	0	0	0	0	0	NA
Oct 15	at Dal	L	S	2	1	1	0.0	0.0	NA	NA	0	0	0	0	0	0	0	0	NA
Oct 22	Jax	W	IA																
Oct 29	at Ten	L	p	0	0	0	0.0	0.0	NA	NA	0	0	0	0	0	0	0	0	NA
Nov 5	at NYG	L	p	2	1	1	0.0	0.0	NA	NA	0	0	0	0	0	0	0	0	NA
Nov 12	at Jax	W	p	3	3	0	2.0	10.0	NA	NA	0	0	0	0	0	0	0	0	NA
Nov 19	Buf	L	p	4	3	1	0.0	0.0	NA	NA	0	0	0	0	0	0	0	0	NA
Nov 26	at NYJ	L	p	1	0	1	0.0	0.0	NA	NA	0	0	0	0	0	0	0	0	NA
Dec 3	at Oak	W	p	3	3	0	1.0	15.0	NA	NA	0	0	0	0	0	0	0	0	NA
Dec 10	Ten	L	p	3	2	1	0.0	0.0	NA	NA	0	0	0	0	0	0	0	0	NA
Dec 17	at NE	L	p	2	2	0	1.0	4.0	NA	NA	0	0	0	0	0	0	0	0	NA
Dec 24	Ind	W	p	0	0	0	0.0	0.0	NA	NA	0	0	0	0	0	0	0	0	NA
Dec 31	Cle	W	p	1	1	0	0.0	0.0	NA	NA	0	0	0	0	0	0	0	0	NA
Totals			6-10 15/3	25	19	6	5.0	39.0	NA	NA	0	0	0	0	0	0	0	0	1

2007 Seattle Seahawks

Date	Opp	W/L	P/S	Tot	Solo	Asst	Sk	- Yds	QBP	TFL	Int	- Yds	-TD	PD	FF	FR	- Yds	SpT	
Sept 9	TB	W	IA																
Sept 16	at Arz	L	IA																
Sept 23	Cin	W	IA																
Sept 30	at SF	W	IA																
Oct 7	at Pit	L	IA																

Oct 14	NO	L	IA																
Oct 28	StL	W	p	0	0	0	0.0	0.0	NA	NA	0	0	0	0	0	0	0	0	NA
Nov 4	at Cle	L	IA																
Nov 12	SF	W	p	0	0	0	0.0	0.0	NA	NA	0	0	0	0	0	0	0	0	NA
Nov 18	Chi	W	DNP																
Nov 25	at StL	W	IA																
Dec 2	at Phi	W	IA																
Dec 9	Arz	W	IA																
Dec 16	at Car	L	IA																
Dec 24	Bal	W	IA																
Dec 30	at Atl	L	IA																

Totals			10-6 2/0	0	0	0	0.0	0.0	NA	NA	0	0	0	0	0	0	0	0	NA	
Playoffs																				
Jan 5	Was	W	DNP	0	0	0	0.0	0.0	NA	NA	0	0	0	0	0	0	0	0	NA	
Jan 12	at GB	L	DNP	0	0	0	0.0	0.0	NA	NA	0	0	0	0	0	0	0	0	NA	
Totals			1-1 0/0	0	0	0	0.0	0.0	NA	NA	0	0	0	0	0	0	0	0	NA	

2008 Seattle Seahawks/Kansas City Chiefs

Date	Opp	W/L	P/S	Tot	Solo	Asst	Sk	- Yds	QBP	TFL	Int	- Yds	-TD	PD	FF	FR	- Yds	SpT	
Sept 7	at Buf	L	p	1	1	0	0.0	0.0	NA	NA	0	0	0	0	0	0	0	0	NA
Sept 14	SF	L	p	0	0	0	0.0	0.0	NA	NA	0	0	0	0	0	0	0	0	NA
Signed by Kansas City on Nov 12																			
Nov 16	NO	L	p	4	4	0	0.0	0.0	NA	NA	0	0	0	0	0	0	0	0	NA
Nov 23	Buf	L	p	7	7	0	0.0	0.0	NA	NA	0	0	0	0	0	0	0	0	NA
Nov 30	at Oak	W	p	2	2	0	0.0	0.0	NA	NA	0	0	0	0	0	0	0	0	NA
Dec 7	at Den	L	S	3	3	0	0.0	0.0	NA	NA	0	0	0	0	0	0	0	0	NA
Dec 14	SD	L	S	5	5	0	1.0	2.0	NA	NA	0	0	0	0	0	0	0	0	NA
Dec 21	Mia	L	S	3	3	0	0.0	0.0	NA	NA	0	0	0	0	0	0	0	0	NA
Dec 28	at Cin	L	S	5	4	1	1.0	4.0	NA	NA	0	0	0	0	0	0	0	0	NA
Totals			1-8 9/4	30	29	1	2.0	6.0	NA	NA	0	0	0	0	0	0	0	0	NA

2009 Philadelphia Eagles

Date	Opp	W/L	P/S	Tot	Solo	Asst	Sk	- Yds	QBP	TFL	Int	- Yds	-TD	PD	FF	FR	- Yds	SpT	
Sept 13	at Car	W	IA																
Sept 20	NO	L	p	0	0	0	0.0	0.0	NA	NA	0	0	0	0	0	0	0	0	NA
Sept 27	KC	W	IA																

JASON BABIN'S NFL STATISTICS

REGULAR SEASON		TACKLES									INTERCEPTIONS					FUMBLES			
Year	Team	GP	GS	Tot	Solo	Asst	Sk	Yds	QBP	TFL	No	Yds	Lg	TD	PD	FF	FR	Yds	SpT
2004	Houston	16	16	76	51	25	4.0	19.0	NA	NA	0	0	0	0	1	0	2	0	1
2005	Houston	12	3	45	29	16	4.0	27.0	NA	NA	0	0	0	0	1	2	0	0	0
2006	Houston	15	3	25	19	6	5.0	39.0	NA	NA	0	0	0	0	0	0	0	0	1
2007	Seattle	2	0	0	0	0	0.0	0.0	NA	NA	0	0	0	0	0	0	0	0	0
2008	Sea/KC	9	4	30	29	1	2.0	6.0	NA	NA	0	0	0	0	0	0	0	0	0
2009	Philadelphia	12	0	20	13	7	2.5	19.0	NA	NA	0	0	0	0	0	0	0	0	1
NFL Totals		66	26	196	141	55	17.5	113.0	NA	NA	0	0	0	0	2	2	2	0	3

PLAYOFFS		TACKLES									INTERCEPTIONS					FUMBLES			
Year	Team	GP	GS	Tot	Solo	Asst	Sk	Yds	QBP	TFL	No	Yds	Lg	TD	PD	FF	FR	Yds	SpT
2007	Seattle	0	0	0	0	0	0.0	0.0	NA	NA	0	0	0	0	0	0	0	0	NA
2009	Philadelphia	1	0	1	0	1	0.0	0.0	NA	NA	0	0	0	0	0	0	0	0	NA
Playoff Totals		1	0	1	0	1	0.0	0.0	NA	NA	0	0	0	0	0	0	0	0	NA

Single-Game Highs

Tackles - 13 at San Francisco (1/1/06)
 Sacks - 2 (three times, last vs. Jacksonville 11/12/06)
 Forced Fumbles - 1 (twice, vs. Arizona 12/18/05)
 Fumble Recoveries - 1 (twice, at Jacksonville 12/26/04)

Playoff Single-Game Highs

Tackles - 1 at Dallas (1/9/10)

99



ERIC BAKHTIARI

DEFENSIVE END • 6'3" • 250 lbs • COLLEGE: SAN DIEGO
 ACQUIRED: FREE AGENT - 2009 • NFL EXP. (NFL/TITANS): 1/1
 HOMETOWN: BURLINGAME, CALIF.
 GAMES PLAYED/GAMES STARTED: 3/0 (PLAYOFFS: 0/0)



2010 QUICK STATS

GP/GS: 0/0 • 0 tackles, 0 sacks, 0 QBP, 0 INT, 0 PD, 0 FF, 0 FR

PRO: Eric Bakhtiari is a speed-rushing defensive end that excels on special teams coverage units. He was elevated to the 53-man roster from the Titans' practice squad on Dec. 12, 2009 after Jason Jones was placed on injured reserve. He posted six special teams tackles in three games.

CAREER HIGHLIGHTS:

- In 2009, he appeared in three games with the Titans and collected six special teams tackles.

TITANS TIDBITS:

- Bakhtiari started growing his hair out two years ago for Locks of Love, a public non-profit organization that provides hairpieces to financially disadvantaged children suffering from long-term medical hair loss from any diagnosis. He will cut and donate his hair following the 2010 season.
- His last name is of Persian descent and is pronounced BOK-tee-R-ee.
- Bakhtiari has two younger brothers that play collegiately. Andrew is a defensive end at San Diego and David is a left tackle at Colorado.

CAREER TRANSACTIONS:

- The Burlingame, Calif., native was originally signed as a rookie free agent by the San Diego Chargers on May 2, 2008.
- Released by the Chargers prior to the 2008 regular season and spent two weeks on the Chargers' practice squad before spending the remainder of the 2008 campaign on the San Francisco 49ers practice squad.
- Re-signed with the Chargers on Jan. 7, 2009, but was waived at the end of the preseason.
- Signed to the Titans' practice squad on Nov. 11, 2009 after spending two weeks on the Tampa Bay Buccaneers practice squad earlier in the 2009 season.

SEASON RECAPS:

2009 (3/0 - Tennessee): Appeared in his first three NFL contests and collected six special teams tackles on coverage units. Made his NFL debut on special teams against St. Louis (12/13/09). Tied for the team lead in

special teams tackles twice in 2009 (vs. STL, vs. SD).

- Against St. Louis (12/13), played in his first career NFL game and tied for the team lead with three special teams tackles in the Titans' commanding 47-7 victory.
- Against San Diego (12/25), tied for the team lead with two special teams tackles on coverage units.

2008 (0/0 - San Diego/San Francisco): Spent two weeks on the Chargers' practice squad (Sept. 11-23). Signed to the 49ers' practice squad on Oct. 7, 2009 and spent the remaining 12 weeks of regular season with the club.

COLLEGE:

- Was a two-time Pioneer League Defensive Player of the Year (2006-07) and three-time first-team All-PFL (2005-07). Named an All-American by the Associated Press and Walter Camp as senior. Named three-time first-team All-American by Sports Network (2005-07). Named third-team AP All-America as junior.
- Was invited to 2008 Texas vs. Nation All-Star Game in El Paso, Texas.
- Finished his career at San Diego (2003-07) with 236 tackles, 35 sacks, six forced fumbles and 67 tackles for loss.
- Registered an FCS-leading 20 sacks and 24.5 tackles for loss as a senior in 2007.
- Was named Pioneer League Defensive Player of the Week after games against Drake (five sacks and three forced fumbles) and Morehead State (three sacks and four tackles for loss) in 2007.
- Was redshirted in 2003.
- Earned a degree in business administration from San Diego.

PERSONAL:

- Earned first-team all-county and all-league in football at Burlingame (Calif.) High School. Also lettered in track.
- His hobbies include water-skiing and wakeboarding.
- Born Eric Assad Bakhtiari on Dec. 2, 1984 in San Mateo, Calif.

BAKHTIARI'S GAME-BY-GAME

2009 Tennessee Titans																			
Date	Opp	W/L	P/S	Tot	Solo	Asst	Sk	-Yds	QBP	TFL	Int	-Yds	-TD	PD	FF	FR	-Yds	SpT	
Dec 13	StL	W	p	0	0	0	0.0	0.0	0	0	0	0	0	0	0	0	0	0	3
Dec 20	Mia	W	IA																
Dec 25	SD	L	p	0	0	0	0.0	0.0	0	0	0	0	0	0	0	0	0	0	2
Jan 3	@ Sea	W	p	0	0	0	0.0	0.0	0	0	0	0	0	0	0	0	0	0	1
Totals				3-1	3/0	0	0	0.0	0.0	0	0	0	0	0	0	0	0	0	6

ERIC BAKHTIARI'S NFL STATISTICS

REGULAR SEASON		TACKLES									INTERCEPTIONS					FUMBLES			
Year	Team	GP	GS	Tot	Solo	Asst	Sk	Yds	QBP	TFL	No	Yds	Lg	TD	PD	FF	FR	Yds	SpT
2009	Tennessee	3	0	0	0	0	0.0	0.0	0	0	0	0	0	0	0	0	0	0	6
NFL Totals		3	0	0	0	0	0.0	0.0	0	0	0	0	0	0	0	0	0	0	6

Single-Game Highs

Special Teams Tackles - 3 vs. St. Louis (12/13/09)

98



DAVE BALL

DEFENSIVE END • 6'5" • 255 lbs • COLLEGE: UCLA
ACQUIRED: FA - 2008 • NFL EXP. (NFL/TITANS): 6/3
HOMETOWN: DIXON, CALIF.
GAMES PLAYED/GAMES STARTED: 47/4 (PLAYOFFS: 0/0)



2010 QUICK STATS

GP/GS: 0/0 • 0 tackles, 0 sacks, 0 QBP, 0 INT, 0 PD, 0 FF, 0 FR

PRO: Dave Ball came to Tennessee as a free agent in 2008, hungry to take advantage of the attacking scheme employed by the Titans defense that matches his talents. Originally a fourth-round draft choice by the San Diego Chargers in 2004, his arduous road to success in the NFL led him to three different teams prior to the Titans. Before signing as a free agent in 2008, Ball spent time with the Chargers (2004-05), New York Jets (2005-06) and Carolina Panthers (2007).

CAREER HIGHLIGHTS:

- Ball's top statistical season came in 2008, when he tallied 4.5 sacks, 51 tackles and one interception in 15 games (three starts).
- In 2008, in a Thanksgiving game at Detroit (11/27), Ball recorded his first career interception, picking off a Daunte Culpepper pass and racing 15 yards for a touchdown. He celebrated as he crossed the goal line with a Turkey dance. Ball also recorded a sack and forced fumble in the game.

TITANS TIDBITS:

- His identical twin brother, Matt, also played defensive end at UCLA and currently works for a research and development group in Washington, D.C.
- With patience and determination, Ball traveled a long road to find a professional home in Tennessee. After moving from San Diego to the New York Jets to Carolina, he was completely out of football awaiting a contract from September 2007 until January 2008, when the Titans signed him. An 8"x11" sheet of paper, which he affixed early in his Titans tenure, is taped in his locker that reads in blue marker "Time is running out!!"

CAREER TRANSACTIONS:

- The Fairfield, Calif., native was originally selected in the fourth round (133rd overall) of the 2004 NFL Draft by the San Diego Chargers.
- Released by the Chargers on Nov. 5, 2005 and signed to the practice squad on Nov. 8.
- Signed by the New York Jets off the San Diego practice squad on Dec. 13, 2005 and stayed with the Jets through the 2006 campaign.
- Signed with the Carolina Panthers from March 26-Sept. 2, 2007 (out of football during 2007 season).
- Signed by the Titans as a free agent on Jan. 3, 2008.

SEASON RECAPS:

2009 (11/1 – Tennessee): In 11 games, registered 38 tackles, five quarterback pressures, two stops for loss, a pass defended and three special teams tackles.

- Against Buffalo (11/15), notched one tackle, a quarterback pressure and a pass defended in the Titans' 41-17 win.
- Against Miami (12/20), posted six tackles, two quarterback pressures and a stop on special teams in the Titans' 27-24 overtime win.
- At Seattle (1/3), recorded only start of the season and matched season high with six tackles, including two stops for loss and a quarterback pressure in the Titans' season-ending 17-13 victory.

2008 (15/3, 0/0 – Tennessee): Made impact in first season in Tennessee with 4.5 sacks (tied for fourth on team) and one interception. Finished fifth on squad with 13 quarterback pressures and tied for team lead in quarterback pressures three times (at BLT, at KC, vs. GB). Tied for team lead in sacks three times (at CHI, at JAX, at DET).

- At Baltimore (10/5), collected career-best seven tackles and tied for the team lead with two quarterback pressures, playing both defensive end and defensive tackle for injury-depleted line.
- Against Indianapolis (10/27), left Monday Night Football game with concussion after opening kickoff.

- Against Green Bay (11/2), set career high with seven tackles and sacked Aaron Rodgers for four-yard loss.

- At Chicago (11/9), tallied six-yard sack of Rex Grossman.

- At Jacksonville (11/16), made first career start and posted five tackles, one sack and two quarterback pressures in 24-14 come-from-behind victory. Sacked David Garrard for seven-yard loss in fourth quarter.

- At Detroit (11/27), collected three tackles, one sack, one forced fumble and an interception return for a touchdown in 47-10 victory over Lions on Thanksgiving. Intercepted Daunte Culpepper pass intended for Kevin Smith and raced 15 yards for touchdown in first quarter. Forced fumble while dropping Drew Henson for sack in fourth quarter.

- Inactive in season finale (12/28 at Indianapolis) and in playoff game (1/10 against Baltimore) with back injury.

2007: Out of football during 2007 season after being released by the Carolina Panthers on Sept. 2, 2007.

2006 (10/0 – N.Y. Jets): Played in 10 games with Jets and was inactive six times during regular season and once in playoffs. Totaled one tackle and two passes defended.

2005 (2/0 – San Diego, 3/0 – N.Y. Jets): Played in two contests for Chargers before being signed to practice squad on Nov. 8. He was then signed by Jets off San Diego's practice squad on Dec. 13, 2005 and appeared in three games with Jets to finish season. Accumulated six total tackles during season.

2004 (6/0 – San Diego): Played in six games as Chargers rookie before breaking bone in his foot and being placed on injured reserve for remainder of season. Totaled three tackles and two passes defended.

COLLEGE:

- Played defensive end for UCLA from 2000-03, starting his final three seasons. Recorded 139 tackles, 30.5 sacks (UCLA record), and 43.5 tackles for loss during his career.

- As senior (2003), named first-team *Sporting News* All-America, Pac 10 Defensive Player of the Year and first-team All-Pac 10 selection. Won Pac 10's Morris Trophy (top lineman) after leading country and setting school record with 16.5 sacks.

- Graduated with degree in history.

PERSONAL:

- Married to Carrie with sons, Mason (3) and Cade (newborn).

- At Dixon (Calif.) High School, named league Defensive Player of the Year and won All-State honors. Also played basketball in high school.

- List of favorites: (TV shows) "Family Guy", "The Simpsons" and "60 Minutes"; (actors) Guy Pearce and Viggo Mortensen; (music artists or groups) U2, The Shins and Nirvana; (food) In-N-Out Burgers; (vacation spot) at home on the couch; (school subject) history; (car) Ferrari; (sports heroes) Bo Jackson and Magic Johnson; and (book) "The Road" by Cormac McCarthy.

- Born David Stewart Ball on Jan. 4, 1981 in Fairfield, Calif.

BALL'S GAME-BY-GAME

2004 San Diego Chargers

Date	Opp	W/L	P/S	Tot Solo Asst	Sk - Yds	QBP	TFL	Int - Yds	-TD	PD	FF	FR - Yds	SpT
Sept 12	@ Hou	W	p	0	0	0	0.0	0	0	0	0	0	0
Sept 19	NYJ	L	p	2	2	0	0.0	0	0	0	0	0	0
Sept 26	@ Den	L	p	0	0	0	0.0	0	0	0	0	0	0
Oct 3	Ten	W	p	0	0	0	0.0	0	0	0	0	1	0
Oct 10	Jax	W	p	1	0	1	0.0	0	0	0	0	0	0
Oct 17	@ Atl	L	p	0	0	0	0.0	0	0	0	0	1	0
Oct 24	@ Car	W		INJURED RESERVE (FOOT)									
Totals	12-4	6/0		3	2	1	0.0	0	0	0	0	2	0

Playoffs

Jan 8	NYJ	L		INJURED RESERVE (FOOT)									
Totals	0-1	0/0		0	0	0	0.0	0	0	0	0	0	0

* Placed on injured reserve (foot) from Oct. 24 to Jan. 8

2005 San Diego Chargers/N.Y. Jets

Date	Opp	W/L	P/S	Tot Solo Asst	Sk - Yds	QBP	TFL	Int - Yds	-TD	PD	FF	FR - Yds	SpT
Sept 11	Dal	L	p	1	0	1	0.0	0	0	0	0	0	0
Sept 18	@ Den	L	p	0	0	0	0.0	0	0	0	0	0	0
Sept 25	NYG	W	IA										
Oct 2	@ NE	W	IA										
Oct 10	Pit	L	IA										
Oct 16	@ Oak	W	IA										
Oct 23	@ Phi	L	IA										
Oct 30	KC	W	IA										
Nov 6	@ NYJ	W		NOT ON ROSTER									
Nov 20	Buf	W		PRACTICE SQUAD									
Nov 27	@ Was	W		PRACTICE SQUAD									
Dec 4	Oak	W		PRACTICE SQUAD									
Dec 11	Mia	L		PRACTICE SQUAD									
Dec 18	@ Mia	L	p	1	0	1	0.0	0	0	0	0	0	0
Dec 26	NE	L	p	3	3	0	0.0	0	0	0	0	0	0
Jan 1	Buf	W	p	1	1	0	0.0	0	0	0	0	0	0
Totals	5/0	6	4	2	0.0	0	0	0	0	0	0	0	0

* First 13 games with San Diego, final three games with N.Y. Jets.

2006 N.Y. Jets

Date	Opp	W/L	P/S	Tot Solo Asst	Sk - Yds	QBP	TFL	Int - Yds	-TD	PD	FF	FR - Yds	SpT
Sept 10	@ Ten	W	p	0	0	0	0.0	0	0	0	0	1	0
Sept 17	NE	L	p	0	0	0	0.0	0	0	0	0	0	0
Sept 24	@ Buf	W	p	1	1	0	0.0	0	0	0	0	0	0
Oct 1	Ind	L	p	0	0	0	0.0	0	0	0	0	0	0
Oct 8	@ Jax	L	IA										
Oct 15	Mia	W	p	0	0	0	0.0	0	0	0	0	0	0
Oct 22	Det	W	p	0	0	0	0.0	0	0	0	0	0	0
Oct 29	@ Cle	L	IA										
Nov 12	@ NE	W	p	0	0	0	0.0	0	0	0	0	0	0
Nov 19	Chi	L	IA										
Nov 26	Hou	W	IA										
Dec 3	@ GB	W	p	0	0	0	0.0	0	0	0	1	0	0
Dec 10	Buf	L	p	0	0	0	0.0	0	0	0	0	0	0
Dec 17	@ Min	W	IA										
Dec 25	@ Mia	W	p	0	0	0	0.0	0	0	0	0	0	0
Dec 31	Oak	W	IA										
Totals	10-6	10/0		1	1	0	0.0	0	0	2	0	0	0

Playoffs

Jan 7	@ NE	L	IA										
Totals	0-1	0/0		0	0	0	0.0	0	0	0	0	0	0

2008 Tennessee Titans

Date	Opp	W/L	P/S	Tot Solo Asst	Sk - Yds	QBP	TFL	Int - Yds	-TD	PD	FF	FR - Yds	SpT
Sept 7	Jax	W	p	3	1	2	0.0	0	0	0	0	0	0
Sept 14	@ Cin	W	p	0	0	0	0.0	0	1	0	0	0	0
Sept 21	Hou	W	p	1	1	0	0.0	0	1	0	0	0	0
Sept 28	Min	W	p	1	0	1	0.0	0	0	0	0	0	0
Oct 5	@ Bal	W	p	7	3	4	0.0	0	2	0	0	0	0
Oct 19	@ KC	W	p	4	1	3	0.5	3.5	3	0	0	0	0
Oct 27	Ind	W	p	0	0	0	0.0	0	0	0	0	0	0
Nov 2	GB	W	p	7	3	4	1.0	4	1	0	0	0	0
Nov 9	@ Chi	W	p	6	4	2	1.0	6	0	0	0	0	0
Nov 16	@ Jax	W	S	5	3	2	1.0	4	2	0	0	0	0
Nov 23	NYJ	L	p	3	1	2	0.0	0	0	0	0	0	0
Nov 27	@ Det	W	p	3	1	2	1.0	6	0	1	15	1	1
Dec 7	Cle	W	p	4	2	2	0.0	0	2	0	0	0	0
Dec 14	@ Hou	L	S	3	2	1	0.0	0	1	0	0	0	0
Dec 21	Pit	W	S	4	0	4	0.0	0	0	0	0	0	0
Dec 28	@ Ind	L	IA										
Totals	13-3	15/3		51	22	29	4.5	23.5	13	0	1	15	1

Playoffs

Jan 10	Bal	L	IA										
Totals	0-1	0/0		0	0	0	0.0	0	0	0	0	0	0

2009 Tennessee Titans

Date	Opp	W/L	P/S	Tot Solo Asst	Sk - Yds	QBP	TFL	Int - Yds	-TD	PD	FF	FR - Yds	SpT
Sept 10	@ Pit	L	IA										
Sept 20	Hou	L	p	4	3	1	0.0	0.0	0	0	0	0	0
Sept 27	@ NYJ	L	IA										
Oct 4	@ Jax	L	IA										
Oct 11	Ind	L	p	4	1	3	0.0	0.0	0	0	0	0	0
Oct 18	@ NE	L	p	4	2	2	0.0	0.0	0	0	0	0	0
Nov 1	Jax	W	p	2	0	2	0.0	0.0	0	0	0	0	0
Nov 8	@ SF	W	IA										
Nov 15	Buf	W	p	1	0	1	0.0	0.0	1	0	0	0	0
Nov 23	@ Hou	W	p	3	2	1	0.0	0.0	1	0	0	0	0
Nov 29	Ari	W	IA										
Dec 6	@ Ind	L	p	3	2	1	0.0	0.0	0	0	0	0	0
Dec 13	StL	W	p	1	1	0	0.0	0.0	0	0	0	0	0
Dec 20	Mia	W	p	6	2	4	0.0	0.0	2	0	0	0	0
Dec 25	SD	L	p	4	2	2	0.0	0.0	0	0	0	0	0
Jan 3	@ Sea	W	S	6	4	2	0.0	0.0	1	2	0	0	0
Totals	8-8	11/1		38	19	19	0.0	0.0	5	2	0	0	3

DAVE BALL'S NFL STATISTICS

REGULAR SEASON		TACKLES									INTERCEPTIONS					FUMBLES			
Year	Team	GP	GS	Tot	Solo	Asst	Sk	Yds	QBP	TFL	No	Yds	Lg	TD	PD	FF	FR	Yds	SpT
2004	San Diego	6	0	3	2	1	0.0	0	0	0	0	0	0	0	2	0	0	0	0
2005	SD/NYJ	5	0	6	4	2	0.0	0	0	0	0	0	0	0	0	0	0	0	0
2006	N.Y. Jets	10	0	1	1	0	0.0	0	0	0	0	0	0	2	0	0	0	0	0
2008	Tennessee	15	3	51	22	29	4.5	24	13	0	1	15	15t	1	1	1	0	0	0
2009	Tennessee	11	1	38	19	19	0.0	0	5	2	0	0	0	1	0	0	0	0	3
Career Totals:		47	4	99	48	51	4.5	23.5	18	2	1	15	15t	1	6	1	0	0	3

PLAYOFFS		TACKLES									INTERCEPTIONS					FUMBLES			
Year	Team	GP	GS	Tot	Solo	Asst	Sk	Yds	QBP	TFL	No	Yds	Lg	TD	PD	FF	FR	Yds	SpT
2008	Tennessee	0	0	0	0	0	0.0	0.0	0	0	0	0	0	0	0	0	0	0	0
Playoff Totals		0	0	0	0	0	0.0	0.0	0	0	0	0	0	0	0	0	0	0	0

Single-Game Highs

Tackles - 7 vs. Green Bay (11/2/08)

Sacks - 1 (four times, most recent at Detroit 11/27/08)

Interceptions - 1 at Detroit (11/27/08)

2



ROB BIRONAS

KICKER • 6'0" • 210 lbs • COLLEGE: GA. SOUTHERN/AUBURN
ACQUIRED: FA - 2005 • NFL EXP. (NFL/TITANS): 6/6
HOMETOWN: LOUISVILLE, KY.
GAMES PLAYED/GAMES STARTED: 80/0 (PLAYOFFS: 2/0)



2010 QUICK STATS

GP/GS: 0/0 • 0 of 0 FGs, 0 of 0 PATs

PRO BOWLS



2007

PRO: A powerful right-footed kicker in his sixth NFL season, Rob Bironas has earned the right to be named among the best players at his position. Statistically one of the top 10 kickers in NFL history, he made 84.5 percent of his field goals in the first five years of his career and became one of the top three scorers in club history. Prior to winning a roster spot with the Titans in 2005, Bironas spent time in training camp with the Green Bay Packers in 2002, the Tampa Bay Buccaneers in 2003 and the Pittsburgh Steelers in 2004. Meanwhile, he spent two seasons in the Arena Football League and one season in Af2. In 2003, he made 12 of 27 field goal attempts for the Af2's Charleston Swamp Foxes. In 2004, he played for the Carolina Cobras and converted 17 of 40 field goal attempts and 70 of 89 PATs. In the spring of 2005, he connected on seven of 16 field goal attempts and 99 of 117 extra point attempts for the AFL's New York Dragons.

CAREER HIGHLIGHTS:

- Bironas enters the 2010 season as the sixth-ranked kicker in NFL history in field goal accuracy, connecting on 84.5 percent of his attempts (136 of 161).
- Only Al Del Greco (1,060 points) and George Blanda (598) have accounted for more points than Bironas in the history of the Titans/Oilers organization. Bironas passed Tony Zendejas (548) for third place on the franchise's scoring list on Dec. 13, 2009.
- From 2005-09, Bironas made nine game-winning field goals, a total that put him second in club annals behind Al Del Greco (10). In 2006, he set a franchise record with four game-winners.
- Also from 2005-09, Bironas made 136 total field goals, the most by any NFL player during that time span.
- In 2008, Bironas was second in the AFC (seventh in the NFL) in scoring with 127 total points. He made 16 field goals of 40 or more yards to set a team record.
- The 2007 Pro Bowl and AP All-Pro selection owns club records for longest field goal (60 yards), most field goals in a game (eight, also an NFL record), most consecutive games with a field goal (19) and most consecutive field goals (20, tied Al Del Greco).
- Also one of the NFL's best kickoff specialists, Bironas converted 17.6 percent of his kickoffs (66 of 376) into touchbacks from 2005-09, ranking sixth in the league in that time span.

TITANS TIDBITS:

- The Rob Bironas Fund was created to primarily assist with music education efforts in Middle Tennessee.
- Bironas donated his cleats and the football used to make his NFL-record eighth field goal in a game at Houston (10/21/07) to the Pro Football Hall of Fame in Canton, Ohio.
- Bironas' father, Larry, owns Bironas, Inc., a building automation company in Louisville, Ky. While Rob was out of football from 2001-02, he worked for his father and older brother, Greg, doing sales and marketing for the business.
- During his time in Charlotte, N.C., while he was playing for the AFL's Carolina Cobras, he took a second job working in security and loss prevention at a Best Buy store.
- Also while in Charlotte, Bironas helped coach kickers at Providence High School.
- After transferring from Auburn, Bironas spent one semester at Georgia Southern before returning to complete his marketing degree at Auburn in

spring 2001.

- Bironas regularly blogs on his website, www.robbironas.com.

CAREER TRANSACTIONS:

- The Louisville, Ky., native originally signed in the NFL with the Packers as a free agent on April 26, 2002 and was waived by the Packers on Aug. 1, 2002.
- Signed with the Tampa Bay Buccaneers from Aug. 16-24, 2003.
- Signed with the Pittsburgh Steelers from June 10-Sept. 5, 2004.
- Signed by the Titans on June 21, 2005.

SEASON RECAPS:

2009 (16/0): Made 27 of 32 field goal attempts and ranked sixth in the AFC (10th in the NFL) with 118 points. He also ranked seventh in the AFC (20th in the NFL) with seven touchbacks on kickoffs.

- Against Indianapolis (10/11), he made all three field goal attempts, all of which were beyond 40 yards. In the first half, he capped drives with 49, 43 and 46-yarders, marking the second time in his career he made three or more field goals of 40-plus yards (11/27/08 at Detroit). He became the second NFL kicker in 2009 to accomplish the feat.
- Against Jacksonville (11/1), he made all three field goal attempts, converting from 48, 25 and 45 yards. It was his 16th career game with three or more made field goals. On his second field goal of the game, he passed Tony Zendejas (117) for second place on the team's all-time list for most career field goals.
- At San Francisco (11/8), he made two field goals in two attempts, converting from 21 and 28 yards. With his 21-yarder, he became the fourth player in franchise history to reach 500 career points, joining Al Del Greco (1,060), George Blanda (598) and Tony Zendejas (548).
- Against Buffalo (11/15), he made two of three field goal attempts. His 51-yarder with 3:21 remaining made it a two-score contest (27-17). His 38-yard field goal in the second quarter was his 13th consecutive successful attempt, a streak that was broken when he missed from 60 yards at the end of the first half.
- At Houston (11/23), he made two of three field goal attempts in a 20-17 Monday night win. In the third quarter, he gave the Titans a 17-14 lead with a 50-yard field goal. Late in the fourth quarter, he booted a 53-yarder that proved to be the game-winning score, his eighth career game-winner. It was the first game in his career that he made two field goals of 50 or more yards.
- Against Arizona (11/29), he made field goals from 52 and 24 yards. His 52-yard field goal in the first quarter was his fourth field goal of 50-plus yards in three games.
- Against St. Louis (12/13), he recorded his seventh career game with four or more field goals, connecting on all four of his attempts from 27, 34, 36 and 50 yards. With his third field goal in the game, Bironas passed former Oilers kicker Tony Zendejas (548 points from 1985-90) for third place on the franchise's all-time scoring list.
- Against Miami (12/20), he made both field goal attempts from 24 and 46 yards. The latter came in overtime to give the Titans a 27-24 win. The kick was his ninth career game-winning field goal (final score of game and put Titans ahead in fourth quarter or overtime) and his second of the season.

2008 (16/0, 1/0): Ranked second in the AFC and seventh in the NFL in scoring in fourth NFL season. He made 29 out of his 33 field goal attempts and all 40 of his extra point attempts to give him 127 total points, the fourth-

highest scoring total in franchise history. He made 16 field goals of 40 or more yards to set a team record. On kickoffs, Bironas tied for first in the AFC and second in the NFL with 22 touchbacks.

- Against Indianapolis (10/27), connected on three of four field goal attempts, making kicks of 34, 44 and 48 yards. The first two successful attempts gave him 20 consecutive field goals, tying Al Del Greco's franchise record (1998-99). Bironas made every regular season field goal from Dec. 16, 2007 until missing 43-yard attempt later in game against Colts.

- Against Green Bay (11/2), made four of five field goal attempts, including game-winner from 41 yards in overtime. It was the seventh game-winning field goal of his career. He also hit from 31, 25 and 22 yards and surpassed Toni Fritsch (392 points) for sixth place on team's all-time scoring list.

- Against New York Jets (11/23), made both field goal attempts (43 and 49 yards) to give him 100 career field goals.

- At Detroit (11/27), made four field goals in four attempts, all from beyond 40 yards (49, 41, 45 and 43 yards) in Thanksgiving victory. It was first time in career he made four field goals of 40 or more yards in same game. He also set career high with five extra points. He went over 100-point mark for second consecutive season.

- Against Cleveland (12/7), made four extra points to move into a tie with Earl Campbell (438 points) for fifth on team's all-time scoring list.

- At Houston (12/14), successful on all four field goal attempts, including season-long 51-yarder. It was sixth time in career he made at least four field goals in game and third time in 2008. He surpassed Earl Campbell (438 career points) on team's all-time scoring list.

- Against Pittsburgh (12/21), successful on only field goal attempt and made all four extra point attempts. With 42-yard field goal in second quarter, moved past former running back Eddie George (450 career points with Titans) for sole possession of fourth place on team's all-time scoring list.

- In Divisional Playoff against Baltimore (1/10), made 27-yard field goal and missed from 51 yards.

2007 (16/0, 1/0): Voted to his first career Pro Bowl appearance after hitting 35 of 39 field goal attempts and converting all 28 extra point attempts. He also was named first-team Associated Press All-Pro, won the PFW/PFWA Golden Toe Award and was the October AFC Special Teams Player of the Month. Bironas finished second in team annals behind Al Del Greco's 1998 effort in scoring (133 to 136), made field goals (35 to 36) and field goal accuracy (89.7 percent to 92.3 percent). His 35 made field goals led the NFL, and his 133 points ranked second in the AFC and fourth in the NFL among kickers. He made 19 consecutive field goals from Oct. 14-Nov. 25, also ranking second in franchise history (20 by Del Greco, 1998-99).

- Throughout the season, Bironas connected on a total of 10 field goals within the final two minutes of the half (nine first half, one second half).

- On kickoffs, he was second in the AFC and third in the NFL with 16 touchbacks.

- At Houston (10/21), set new NFL record with eight field goals, making all eight field goal tries -- good from 52, 25, 21, 30, 28, 43, 29 and 29 yards. Final field goal occurred as time expired and gave Titans a 38-36 victory. It was Bironas' sixth career game-winning field goal. Previous single-game NFL record was seven field goals, which had occurred four times before. Jim Bakken (9/24/67), Rich Karlis (11/5/89), Chris Boniol (11/18/96) and Billy Cundiff (9/15/03) were only players in history to hit seven field goals in a game, and only Karlis and Boniol did so without a missed try. Bengals kicker Shayne Graham kicked seven field goals later in 2007 (11/11). Bironas kicked five field goals in first half, marking third time in NFL history that five field goals had been kicked by one player in first half. Morten Andersen (Atlanta) kicked five vs. San Francisco (9/3/00) and Boniol (Dallas) kicked five vs. Green Bay (11/18/96). Bironas' 26 points (eight FGs, two PATs) were most by kicker since NFL merger in 1970. Point total tied George Blanda (9/18/60) for second-most in franchise history by any player behind Billy Cannon (30 on 12/10/61). Bironas was named AFC Special Teams Player of the Week.

- Named AFC Special Teams Player of the Month for October after making 13 of 14 field goals in four games during the month.

- At Indianapolis (12/30), was three-of-three on field goals and made only extra point attempt in regular season finale and playoff-clinching victory. Connected on field goals of 40, 54 and 33 yards. His 54-yarder put Titans ahead 13-10 in the fourth quarter. His 10 points gave him 133 in regular season to finish second in team annals behind Al Del Greco (136 in 1998).

- In Wild Card Game at San Diego (1/6), made playoff debut and connected on two of three field goal attempts (good from 30 and 44 yards).

2006 (16/0): Led team in scoring for second consecutive season with 98 points. He connected on 22 of 28 field goals (78.5 percent) and was perfect on 32 of 32 extra point attempts. He also posted franchise record four game-winning field goals in a single season (previous record, three game-winning field goals by Al Del Greco in 2000 and Joe Nedney in 2001). Kicked off 70 times, placing 26 in the end zone and 10 touchbacks.

- Against Indianapolis (12/3), registered his third game-winning field goal of the season and fourth of his career on a franchise-record 60-yard field goal. His 60-yard field goal tied for fourth-longest in NFL history and he became the sixth player to kick a 60-yard field goal or longer in NFL history and the third player from that elite group to boot a game winner.

- At Buffalo (12/24), posted franchise record fourth game-winning field goal of the season and fifth of his career. He tied season-high connecting on three of three field goals (42, 20 and 30) and added three extra point attempts.

2005 (16/0): Led Titans in scoring with 99 points and was successful on 23 of 29 field goal attempts and 30 of 32 PAT's. Bironas' 11 touchbacks tied for fourth in AFC and tied for seventh in NFL. His 11 touchbacks were also the most by Titans kicker since 2001, when Joe Nedney booted 12 touchbacks.

- Against Baltimore (9/11), connected on three field goals (39, 29 and 47) and two extra point attempts, his first NFL points.

2004: Spent training camp with Pittsburgh Steelers before being released in final roster cut down. Made two of three field goal attempts and was perfect on extra points in four preseason games.

2003: Spent training camp with Tampa Bay Buccaneers before being released prior to season. Was used on kickoffs in two preseason games.

2002: Was on Green Bay Packers roster during training camp but did not see preseason action.

COLLEGE:

- Began career at Auburn (1996-99) before transferring to Georgia Southern for senior season.

- Was member of Eagles' NCAA Division I-AA National Championship team, connecting on seven of 13 field goal attempts during season and scoring 39 total points.

- At Auburn, was semi-finalist for Lou Groza Award in 1998 after making 12 of 16 field goal attempts, including two successful 49-yard tries, and making all 18 PATs for team-high 54 points.

- Received degree from Auburn in marketing.

PERSONAL:

- Splits time between Nashville and Louisville, Ky.

- At Trinity (Louisville, Ky.) High School, lettered two years in football, four years in soccer, two years in swimming and one year on track team.

- Appeared in 2008 United Way of Middle Tennessee's "Live United" campaign ads.

- Among many other charitable endeavors, participated in Titans Caravan, school and hospital visits, Super Bowl XLII Taste of the NFL, Kevin Carter's "Waiting for Wishes" event, John Lynch Celebrity Classic, PENCIL Foundation's "A Little Night Music," "Bowling for Roses" celebrity bowling competition and Gilda's Club Nashville.

- Follow Bironas on Twitter at @robvironas.

- List of favorites: (movie) "The Godfather"; (TV show) "The Sopranos"; (music) all kinds of music; (actors) Adam Sandler, Halle Berry and Jessica Alba; (kind of car) Maserati and Camaro Super Sport; (school subject) math; (author) James Patterson; (video games) Nintendo Wii; (vacation getaway) "any island"; and (food) Italian food.

- Born James Robert Bironas on Jan. 29, 1978 in Louisville, Ky.

BIRONAS' GAME-BY-GAME

2005 Tennessee Titans

Date	Opp	W/L	PAT		FG			1-19		20-29		30-39		40-49		50+		LG	Pts	Kick-by-Kick	Kickoffs			
			Ma	Att	Ma	Att	Pct	Ma	Att	Ma	Att	Ma	Att	Ma	Att	Ma	Att				No	InEZ	TB	PctTB
Sep 11	@ Pit	L	1	1	0	1	0.0	0	0	0	0	0	0	0	0	0	-	1	47n	2	0	0	0.0	
Sep 18	Bal	W	2	2	3	3	100.0	0	0	1	1	1	1	1	1	0	0	47	11	39, 29, 47	6	3	2	33.3
Sep 25	@ Stl	L	3	3	2	2	100.0	0	0	0	0	1	1	1	1	0	0	41	9	41, 39	6	4	2	33.3
Oct 2	Ind	L	1	1	1	2	50.0	0	0	0	0	1	2	0	0	0	0	34	4	34, 38n	3	1	1	33.3
Oct 9	@ Hou	W	4	4	2	3	66.7	0	0	0	0	0	0	1	1	1	2	52	10	52, 58n, 49	7	2	0	0.0
Oct 16	Cin	L	2	2	3	3	100.0	0	0	2	2	0	0	1	1	0	0	47	11	24, 29, 47	6	3	2	33.3
Oct 23	@ Ari	L	1	1	1	1	100.0	0	0	0	0	0	0	0	0	1	1	53	4	53	3	3	0	0.0
Oct 30	Oak	L	1	2	2	2	100.0	0	0	1	1	1	1	0	0	0	0	39	7	39, 24	6	3	0	0.0
Nov 6	@ Cle	L	2	2	0	1	0.0	0	0	0	0	0	0	0	0	0	1	-	2	50n	3	2	2	66.7
Nov 20	Jax	L	4	4	0	0	-	0	0	0	0	0	0	0	0	0	0	-	4		5	2	1	20.0
Nov 27	S.F.	W	3	3	4	4	100.0	0	0	2	2	1	1	1	1	0	0	41	15	35, 41, 21, 22	8	2	1	12.5
Dec 4	@ Ind	L	0	0	1	2	50.0	0	0	1	1	0	0	0	0	0	1	24	3	51n, 24	2	1	0	0.0
Dec 11	Hou	W	1	1	2	3	66.7	0	0	2	2	0	0	0	1	0	0	23	7	46n, 23, 21	4	0	0	0.0
Dec 18	Sea	L	3	3	1	1	100.0	0	0	0	0	1	1	0	0	0	0	38	6	38	5	0	0	0.0
Dec 24	@ Mia	L	1	1	1	1	100.0	0	0	1	1	0	0	0	0	0	0	24	4	24	3	1	0	0.0
Jan 1	@ Jax	L	1	2	0	0	-	0	0	0	0	0	0	0	0	0	0	-	1		3	1	0	0.0
Totals	4-12		30	32	23	29	79.3	0	0	10	10	6	7	5	7	2	5	53	99		72	28	11	15.3

2006 Tennessee Titans

Date	Opp	W/L	PAT		FG			1-19		20-29		30-39		40-49		50+		LG	Pts	Kick-by-Kick	Kickoffs			
			Ma	Att	Ma	Att	Pct	Ma	Att	Ma	Att	Ma	Att	Ma	Att	Ma	Att				No	InEZ	TB	PctTB
Sep 10	NYJ	L	0	0	0	0	-	0	0	0	0	0	0	0	0	0	0	-	0		3	1	0	0.0
Sep 17	@ S.D.	L	1	1	0	0	-	0	0	0	0	0	0	0	0	0	0	-	1		2	1	0	0.0
Sep 24	@ Mia	L	1	1	1	2	50.0	0	0	1	1	0	0	0	0	0	1	22	4	51n, 22	3	2	1	33.3
Oct 1	Dal	L	0	0	2	2	100.0	0	0	0	0	2	2	0	0	0	0	39	6	33, 39	3	2	1	33.3
Oct 8	@ Ind	L	1	1	2	2	100.0	0	0	1	1	0	0	1	1	0	0	47	7	22, 47	4	4	2	50.0
Oct 15	@ Was	W	2	2	3	3	100.0	0	0	1	1	2	2	0	0	0	0	32	11	32, 26, 30	6	3	1	16.7
Oct 29	Hou	W	4	4	0	0	-	0	0	0	0	0	0	0	0	0	0	-	4		5	1	0	0.0
Nov 5	@ Jax	L	1	1	0	0	-	0	0	0	0	0	0	0	0	0	0	-	1		2	0	0	0.0
Nov 12	Bal	L	3	3	1	3	33.3	0	0	1	1	0	0	0	2	0	0	21	6	21, 41n, 43b	5	5	1	20.0
Nov 19	@ Phi	W	4	4	1	1	100.0	0	0	0	0	1	1	0	0	0	0	36	7	36	5	0	0	0.0
Nov 26	NYG	W	3	3	1	2	50.0	0	0	0	0	0	0	1	2	0	0	49	6	48n, 49	5	3	2	40.0
Dec 3	Ind	W	2	2	2	2	100.0	0	0	1	1	0	0	0	0	1	1	60	8	25, 60	4	2	1	25.0
Dec 10	@ Hou	W	2	2	2	2	100.0	0	0	0	0	1	1	1	1	0	0	41	8	41, 33	5	0	0	0.0
Dec 17	Jax	W	3	3	1	2	50.0	0	0	1	1	0	0	0	1	0	0	27	6	44n, 27	5	0	0	0.0
Dec 24	@ Buf	W	3	3	3	3	100.0	0	0	1	1	1	1	1	1	0	0	42	12	42, 20, 30	7	0	0	0.0
Dec 31	N.E.	L	2	2	3	4	75.0	0	0	3	4	0	0	0	0	0	0	27	11	25, 23n, 27, 27	6	2	1	16.7
Totals	8-8		32	32	22	28	78.6	0	0	10	11	7	7	4	8	1	2	98	60		70	26	10	14.3

2007 Tennessee Titans

Date	Opp	W/L	PAT		FG			1-19		20-29		30-39		40-49		50+		LG	Pts	Kick-by-Kick	Kickoffs				
			Ma	Att	Ma	Att	Pct	Ma	Att	Ma	Att	Ma	Att	Ma	Att	Ma	Att				No	InEZ	TB	PctTB	
Sept 9	@ Jax	W	1	1	2	2	100.0	0	0	1	1	1	1	0	0	0	0	31	7	20, 31	4	4	2	50.0	
Sept 16	Ind	L	2	2	2	2	100.0	0	0	0	0	2	2	0	0	0	0	36	8	30, 36	5	2	0	0.0	
Sept 24	@ NO	W	4	4	1	2	50.0	0	0	0	1	1	1	0	0	0	0	33	7	33, 27n	6	2	0	0.0	
Oct 7	Atl	W	2	2	2	3	66.7	0	0	0	0	1	1	1	2	0	0	40	8	30, 40, 47n	4	3	1	25.0	
Oct 14	@ TB	L	1	1	1	1	100.0	0	0	0	0	0	0	1	1	0	0	48	4	48	3	2	2	66.7	
Oct 21	@ Hou	W	2	2	8	8	100.0	0	0	5	5	1	1	1	1	1	1	52	26	52, 25, 21, 30, 28, 43, 29, 29	9	7	1	11.1	
Oct 28	Oak	W	1	1	2	2	100.0	0	0	1	1	1	1	0	0	0	0	35	7	35, 23	4	0	0	0.0	
Nov 4	Car	W	2	2	2	2	100.0	0	0	0	0	0	0	1	1	1	1	53	8	47, 53	4	1	1	25.0	
Nov 11	Jax	L	1	1	2	2	100.0	0	0	0	0	1	1	1	1	0	0	49	7	36, 49	3	2	1	33.3	
Nov 19	@ Den	L	2	2	2	2	100.0	0	0	0	0	1	1	0	0	1	1	56	8	56, 37	5	4	4	80.0	
Nov 25	@ Cin	L	0	0	2	2	100.0	0	0	2	2	0	0	0	0	0	0	28	6	28, 23	3	0	0	0.0	
Dec 2	Hou	W	4	4	0	1	0.0	0	0	0	0	0	0	0	0	0	1	-	4	53n	5	3	1	20.0	
Dec 9	SD	L	2	2	1	2	50.0	0	0	0	1	0	0	1	1	0	0	44	5	44, 29n	5	2	2	40.0	
Dec 16	@ KC	W	2	2	4	4	100.0	0	0	1	1	2	2	1	1	0	0	40	14	37, 37, 40, 25	7	0	0	0.0	
Dec 23	NYJ	W	1	1	1	1	100.0	0	0	0	0	0	0	1	1	0	0	46	4	46	3	0	0	0.0	
Dec 30	@ Ind	W	1	1	3	3	100.0	0	0	0	0	1	1	1	1	1	1	54	10	40, 54, 33	5	4	1	20.0	
Totals	10-6		28	28	35	39	89.7	0	0	10	12	12	12	9	10	4	5	56	133		75	36	16	21.3	
Playoffs																									
Jan 6	@ SD	L	0	0	2	3	66.7	0	0	0	0	1	2	1	1	0	0	44	6	30, 44, 38n	2	0	0	0.0	
Totals	0-1		0	0	2	3	66.7	0	0	0	0	1	2	1	1	0	0	44	6		2	0	0	0.0	

BIRONAS' GAME-BY-GAME

2008 Tennessee Titans

Date	Opp	W/L	PAT		FG			1-19		20-29		30-39		40-49		50+		LG	Pts	Kick-by-Kick	Kickoffs			
			Ma	Att	Ma	Att	Pct	Ma	Att	Ma	Att	Ma	Att	Ma	Att	Ma	Att				No	InEZ	TB	PctTB
Sep 7	Jax	W	2	2	1	1	100.0	0	0	0	0	0	0	1	1	0	0	47	5	47	4	1	0	0.0
Sep 14	@ Cin	W	3	3	1	1	100.0	0	0	0	0	1	1	0	0	0	0	34	6	34	5	3	2	40.0
Sep 21	Hou	W	4	4	1	1	100.0	0	0	0	0	0	0	1	1	0	0	44	7	44	6	4	2	33.3
Sep 28	Min	W	3	3	3	3	100.0	0	0	1	1	1	1	1	1	0	0	49	12	20, 32, 49	7	5	2	28.6
Oct 5	@ Bal	W	1	1	2	2	100.0	0	0	1	1	1	1	0	0	0	0	35	7	35, 26	4	3	3	75.0
Oct 19	@ KC	W	4	4	2	2	100.0	0	0	0	0	0	0	2	2	0	0	49	10	49, 46	7	2	0	0.0
Oct 27	Ind	W	2	2	3	4	75.0	0	0	0	0	1	1	2	3	0	0	48	11	34, 44, 43n, 48	7	1	1	14.3
Nov 2	GB	W	1	1	4	5	80.0	0	0	2	2	1	1	1	2	0	0	41	13	31, 25, 22, 47n, 41	5	4	2	40.0
Nov 9	@ Chi	W	3	3	0	1	0.0	0	0	0	0	0	0	0	1	0	0	-	3	49n	4	2	0	0.0
Nov 16	@ Jax	W	3	3	1	1	100.0	0	0	0	0	1	1	0	0	0	0	32	6	32	5	2	1	20.0
Nov 23	NYJ	L	1	1	2	2	100.0	0	0	0	0	0	0	2	2	0	0	49	7	43, 49	4	2	1	25.0
Nov 27	@ Det	W	5	5	4	4	100.0	0	0	0	0	0	0	4	4	0	0	49	17	49, 41, 45, 43	10	7	3	30.0
Dec 7	Cle	W	4	4	0	0	-	0	0	0	0	0	0	0	0	0	0	-	4	-	5	1	1	20.0
Dec 14	@ Hou	L	0	0	4	4	100.0	0	0	2	2	1	1	0	0	1	1	51	12	28, 23, 51, 34	5	2	0	0.0
Dec 21	Pit	W	4	4	1	1	100.0	0	0	0	0	0	0	1	1	0	0	42	7	42	6	4	3	50.0
Dec 28	@ Ind	L	0	0	0	1	0.0	0	0	0	0	0	0	0	1	0	0	-	0	48n	1	1	0	0.0
Totals	13-3		40	40	29	33	87.9	0	0	6	6	7	7	15	19	1	1	51	127		85	44	21	24.7
Playoffs																								
Jan 10	Bal	L	1	1	1	2	50.0	0	0	1	1	0	0	0	0	0	1	27	4	51n, 27	3	2	2	66.7
Totals	0-1		1	1	1	2	50.0	0	0	1	1	0	0	0	0	0	1	27	4		3	2	2	66.7

2009 Tennessee Titans

Date	Opp	W/L	PAT		FG			1-19		20-29		30-39		40-49		50+		LG	Pts	Kick-by-Kick	Kickoffs			
			Ma	Att	Ma	Att	Pct	Ma	Att	Ma	Att	Ma	Att	Ma	Att	Ma	Att				No	InEZ	TB	PctTB
Sept 10	@ Pit	L	1	1	1	3	33.3	0	0	0	0	0	2	1	1	0	0	45	4	37n, 31b, 45	4	2	0	0.0
Sept 20	Hou	L	4	4	1	1	100.0	0	0	0	0	0	0	1	1	0	0	40	7	40	6	4	3	50.0
Sept 27	@ NYJ	L	2	2	1	1	100.0	0	0	0	0	1	1	0	0	0	0	38	5	38	4	2	0	0.0
Oct 4	@ Jax	L	0	0	1	1	100.0	0	0	1	1	0	0	0	0	0	0	29	3	29	4	2	1	25.0
Oct 11	Ind	L	0	0	3	3	100.0	0	0	0	0	0	0	3	3	0	0	49	9	49, 43, 46	4	3	0	0.0
Oct 18	@ NE	L	0	0	0	0	-	0	0	0	0	0	0	0	0	0	0	-	0	-	1	0	0	0.0
Nov 1	Jax	W	3	3	3	3	100.0	0	0	1	1	0	0	2	2	0	0	48	12	48, 25, 45	7	5	2	28.6
Nov 8	@ SF	W	4	4	2	2	100.0	0	0	2	2	0	0	0	0	0	0	28	10	21, 28	7	1	0	0.0
Nov 15	Buf	W	5	5	2	3	66.7	0	0	0	0	1	1	0	0	1	2	51	11	38, 60n, 51	8	2	0	0.0
Nov 23	@ Hou	W	2	2	2	3	66.7	0	0	0	0	0	0	0	1	2	53	8	50, 49n, 53	5	0	0	0.0	
Nov 29	Ari	W	2	2	2	2	100.0	0	0	1	1	0	0	0	0	1	1	52	8	52, 24	4	2	0	0.0
Dec 6	@ Ind	L	2	2	1	1	100.0	0	0	1	1	0	0	0	0	0	0	20	5	20	4	1	0	0.0
Dec 13	StL	W	5	5	4	4	100.0	0	0	1	1	2	2	0	0	1	1	50	17	27, 34, 36, 50	9	5	0	0.0
Dec 20	Mia	W	3	3	2	2	100.0	0	0	1	1	0	0	1	1	0	0	46	9	24, 48	6	2	0	0.0
Dec 25	SD	L	2	2	1	1	100.0	0	0	0	0	0	0	1	1	0	0	46	5	46	4	0	0	0.0
Jan 3	@ Sea	W	2	2	1	2	50.0	0	0	0	0	0	0	1	2	0	0	47	5	47n, 47	4	1	1	25.0
Totals	8-8		37	37	27	32	84.4	0	0	8	8	4	6	10	12	5	6	53	118		81	32	7	8.6

ROB BIRONAS' NFL STATISTICS

REGULAR SEASON			PAT		FG			1-19		20-29		30-39		40-49		50+		Kickoffs					
Date	Team	GP	Ma	Att	Ma	Att	Pct	Ma	Att	Ma	Att	Ma	Att	Ma	Att	Ma	Att	LG	Pts	No	InEZ	TB	PctTB
2005	Tennessee	16	30	32	23	29	79.3	0	0	10	10	6	7	5	7	2	5	53	99	72	28	11	15.3
2006	Tennessee	16	32	32	22	28	78.6	0	0	10	11	7	7	4	8	1	2	60	98	70	26	10	14.3
2007	Tennessee	16	28	28	35	39	89.7	0	0	10	12	12	12	9	10	4	5	56	133	75	36	16	21.3
2008	Tennessee	16	40	40	29	33	87.9	0	0	6	6	7	7	15	19	1	1	51	127	85	44	21	24.7
2009	Tennessee	16	37	37	27	32	84.4	0	0	8	8	4	6	10	12	5	6	53	118	81	32	7	8.6
NFL Totals		80	167	169	136	161	84.5	0	0	44	47	36	39	43	56	13	19	60	575	379	166	65	17.2

REGULAR SEASON			PAT		FG			1-19		20-29		30-39		40-49		50+		Kickoffs					
Date	Team	GP	Ma	Att	Ma	Att	Pct	Ma	Att	Ma	Att	Ma	Att	Ma	Att	Ma	Att	LG	Pts	No	InEZ	TB	PctTB
2007	Tennessee	1	0	0	2	3	66.7	0	0	0	0	1	2	1	1	0	0	44	6	2	0	0	0.0
2008	Tennessee	1	1	1	1	2	50.0	0	0	1	1	0	0	0	0	0	1	27	4	3	2	2	66.7
Playoff Totals		2	1	1	3	5	60.0	0	0	1	1	1	2	1	1	0	1	44	10	5	2	2	40.0

Single-Game Highs

Field Goals Made - 8 at Houston (10/21/07)
 Field Goal attempts - 8 at Houston (10/21/07)
 Longest Field Goal - 60 yds vs. Indianapolis (12/04/06)
 PATs Made - 5 (three times, most recent vs. St. Louis 12/13/09)
 PATs Attempted - 5 (three times, most recent vs. St. Louis 12/13/09)
 Points - 26 at Houston (10/21/07)

Playoff Single-Game Highs

Field Goals Made - 2 at San Diego (1/6/08)
 Field Goals Attempts - 3 at San Diego (1/6/08)
 Longest Field Goal - 44 at San Diego (1/6/08)
 PATs Made - 1 vs. Baltimore (1/10/09)
 PATs Attempted - 1 vs. Baltimore (1/10/09)
 Points - 6 at San Diego (1/6/08)

Additional Career Statistics

Punts - 1 for 40 yards (2009)
 Special Teams Tackles - 1 (2005), 2 (2006), 3 (2007), 4 (2008), 1 (2009)
 Fumble Recoveries - 1 (2005)

18



KENNY BRITT

WIDE RECEIVER • 6'3" • 215 lbs • COLLEGE: RUTGERS
ACQUIRED: 1ST ROUND - 2009 • NFL EXP. (NFL/TITANS): 2/2
HOMETOWN: BAYONNE, N.J.
GAMES PLAYED/GAMES STARTED: 16/6 (PLAYOFFS: 0/0)



2010 QUICK STATS

GP/GS: 0/0 • 0 receptions for 0 yards, 0 TDs

PRO: Kenny Britt produced one of the best seasons by a rookie wide receiver in franchise history in 2009 by totaling 42 receptions for 701 yards and three touchdowns. The former first-round draft choice provides an explosive element to the team's passing game with his combination of size, speed and catching ability. He is considered one of the team's building blocks at the offensive "skill" positions, alongside fifth-year quarterback Vince Young and third-year running back Chris Johnson.

CAREER HIGHLIGHTS:

- Britt was one of two Titans rookies in 2009 to play in all 16 games, recording six starts.
- His rookie receiving yardage total (701 yards) ranked fifth in franchise rookie history and was the highest by a Titans rookie receiver since Chris Sanders' 823 yards in 1995.
- Among the 2009 NFL rookie class, Britt was seventh in the NFL and third in the AFC in receptions (42), and he was fifth in the NFL and second in the AFC in receiving yards (701).
- Ranked eighth in the NFL in 2009 with a 16.7 yards-per-reception average.
- Provided one of the most dramatic endings to an NFL game in 2009 with a 10-yard, game-winning touchdown reception on fourth down as time expired against the Arizona Cardinals (11/29/09).
- In pre-draft workouts in 2009, Britt was timed in the 40-yard dash at 4.5 seconds and displayed a 37-inch vertical jump.

TITANS TIDBITS:

- Britt had an important advocate in the time leading up to the 2009 NFL Draft. He spent extensive time training with former Denver Broncos wide receiver Rod Smith, who often has credited Titans offensive coordinator and former Broncos coach Mike Heimerdinger for much of his success. When Smith, who totaled more than 11,000 receiving yards during his career, spoke glowingly of Britt to Heimerdinger, the Titans were prepared to use their first pick on him.
- When the Titans used the 30th overall selection in the 2009 NFL Draft on him, Britt became the first Rutgers player ever to be drafted in the first round.
- Even entering his second NFL season, Britt is one of the youngest players on the team's roster. He was born on Sept. 19, 1988.
- The son of Jack Britt and Michelle Johnson, Kenny also was influenced heavily throughout his youth by his uncle, Rev. Alex C. Britt. Kenny was heavily involved in his uncle's Newark congregation, the Church of the Living Water, and even moved in with the reverend and his wife, Donalda, prior to his junior year at Rutgers.

CAREER TRANSACTIONS:

- The Bayonne (bay-OWN), N.J., native was selected by the Titans in the first round (30th overall) of the 2009 NFL Draft.

SEASON RECAPS:

2009 (16/6): In his rookie season, led the team with 701 receiving yards and finished fourth on the squad with 42 receptions. He was one of two Titans rookies in 2009 to play in all 16 games, recording six starts. Ranked fifth in franchise rookie history in receiving yards and produced the highest receiving yardage total by a Titans rookie receiver since Chris Sanders' 823 yards in 1995. Tied for sixth in team annals in receptions by a rookie. Among the 2009 NFL rookie class, Britt was seventh in the NFL and third in the AFC in receptions, and he was fifth in the NFL and second in the AFC

in receiving yards. Ranked eighth in the NFL with a 16.7-yard receiving average. Posted at least one reception in 14 of 16 games in 2009, including at least one catch in the final eight games of the season. Led the team in receiving yards six times (at PIT, at NYJ, at JAX, at HST, vs. ARI, vs. STL), and led or tied for the team lead in receptions four times (at NYJ, at JAX, at HST, vs. ARI). Registered two 100-yard receiving games (at JAX, vs. ARI).

- At Pittsburgh (9/10), saw significant action as a reserve in his first NFL contest and grabbed four receptions for a team-high 85 yards. Collected his first career NFL reception with a 15-yard catch in the second quarter. Got open down the left sideline and hauled in a 57-yard reception to set up the Titans' lone touchdown of the evening late in the second quarter.
- At N.Y. Jets (9/27), led the team with 59 receiving yards on four receptions, including a 27-yard catch on third down during a scoring drive.
- At Jacksonville (10/4), tied for the team lead with seven receptions for a team-best 105 receiving yards, including a 42-yard reception in the third quarter.
- Against Buffalo (11/15), made his first career NFL start at wide receiver and caught two passes for 55 yards in the Titans' 41-17 win. Kickstarted the Titans' second touchdown drive with a 38-yard reception down the left sideline in the first quarter.
- At Houston (11/23), started and led the team with 42 receiving yards on four receptions with a touchdown in a 20-17 Monday Night Football victory. Registered his first career NFL touchdown reception with a 13-yard catch on third-and-three with 12:50 remaining in the second quarter.
- Against Arizona (11/29), tied a career-best with seven receptions for a career-high 128 yards, including the game-winning score in the Titans' 20-17 come-from-behind victory. Converted a fourth-and-eight with a 24-yard reception in the second quarter. Hauled in a 51-yard catch in the fourth quarter. Kept the Titans' game-winning touchdown drive alive with a 10-yard catch on fourth-and-four in the final stanza. Finally, gave the Titans a 20-17 victory with a leaping, 10-yard touchdown catch in the back of the end zone on fourth-and-goal with no time remaining in the game.
- At Indianapolis (12/6), grabbed three receptions for 46 yards and a touchdown, marking his third consecutive game with a scoring catch. Hauled in a 25-yard reception along the left sideline in the second quarter and cut the Colts lead to 21-10 with a six-yard touchdown catch with 20 seconds left to play in the first half. Returned a kickoff a season-best 56 yards in the fourth quarter.
- Against St. Louis (12/13), snared two receptions for a team-high 75 yards in the Titans' commanding 47-7 victory. Hauled in a 31-yard reception on the Titans first play from scrimmage, then caught a short pass in the left flat and turned it up-field for a 44-yard gain in the third quarter.

COLLEGE:

- In a three-year career at Rutgers University (34 games, 31 starts), set a Big East Conference record with 3,043 receiving yards. He additionally became Rutgers' all-time leader in career touchdown receptions (17, tied with Chris Brantley), consecutive 100-yard receiving game (five in 2008), career 100-yard receiving games (14), single-season receiving yards (1,371 in 2008) and single-season receptions (87 in 2008). His 178 career receptions ranked third in Rutgers history and fourth in Big East history. Britt's 14 career 100-yard games set a school record and tied former Pitt wide receiver Larry Fitzgerald's conference record.
- Concluded his career with a 31-game streak with at least two receptions.
- An integral player in transforming the Scarlet Knights into a national power, the team won 27 total games, including three consecutive bowl

victories, during Britt's three years there.

- As a junior (2008), named Associated Press third-team All-American, All-Big East first-team selection and unanimous All-Conference media selection. Ranked second in nation in receiving yards per game (114.2) and eighth in nation in receptions per contest (7.4). Led Big East and tied Rutgers records with 87 total receptions and 1,371 receiving yards. Recorded eight 100-yard games, including school-record five consecutive 100-yard efforts.
- As a sophomore (2007), was second-team All-Big East selection after finishing second on team with 62 receptions for then-school-record (broke in 2008) 1,232 yards, an average of 19.9 yards per catch. Scored eight touchdowns.
- As a freshman (2006), played nine games, including starts in six of final seven contests, and totaled 29 receptions for 440 yards and two touchdowns. Totaled nine plays of 20 yards or longer.
- Majored in criminal justice.

PERSONAL:

- Splits time between Nashville and Bayonne, N.J., with his son, Aiden (1).
- At Bayonne (N.J.) High School, earned first-team All-Hudson County honors from Hudson County Interscholastic Athletic Association, The Star-Ledger and Jersey Journal. Named fifth-best overall talent in New Jersey by Rivals.com after producing 24 receptions for 462 yards and six touchdowns.
- Also participated in track and finished second in state in 50m-dash as senior.
- List of favorites: (movie) "The Bourne Ultimatum"; (TV shows) "Family Guy," "Bernie Mac" and "The Simpsons"; (music artist) Lloyd Banks; (school subjects) math and black history; and (food) his father's lasagna.
- Born Kenneth Lawrence Britt on Sept. 19, 1988 in Bayonne, N.J.

BRITT'S GAME-BY-GAME

2009 Tennessee Titans					RECEIVING					KICKOFF RETURNS				
Date	Opp	W/L	P/S	No	Yds	Avg	Lg	TD	No	Yds	Avg	Lg	TD	
Sept 10	@ Pit	L	p	4	85	21.3	57	0	0	0	-	0	0	
Sept 20	Hou	L	p	2	22	11.0	13	0	0	0	-	0	0	
Sept 27	@ NYJ	L	p	4	59	14.8	27	0	0	0	-	0	0	
Oct 4	@ Jax	L	p	7	105	15.0	42	0	0	0	-	0	0	
Oct 11	Ind	L	p	2	18	9.0	11	0	0	0	-	0	0	
Oct 18	@ NE	L	p	0	0	-	0	0	0	0	-	0	0	
Nov 1	Jax	W	p	1	7	7.0	7	0	0	0	-	0	0	
Nov 8	@ SF	W	p	0	0	-	0	0	0	0	-	0	0	
Nov 15	Buf	W	S	2	55	27.5	38	0	0	0	-	0	0	
Nov 23	@ Hou	W	S	4	42	10.5	16	1	0	0	-	0	0	
Nov 29	Ari	W	S	7	128	18.3	51	1	2	58	29.0	35	0	
Dec 6	@ Ind	L	S	3	46	15.3	25	1	5	175	35.0	56	0	
Dec 13	StL	W	S	2	75	37.5	44	0	2	49	24.5	37	0	
Dec 20	Mia	W	S	2	32	16.0	19	0	4	72	18.0	56	0	
Dec 25	SD	L	p	1	13	13.0	13	0	7	96	13.7	29	0	
Jan 3	@ Sea	W	p	1	14	14.0	14	0	4	73	18.3	24	0	
Totals		8-8	16/6	42	701	16.7	57	3	24	523	21.8	56	0	


KENNY BRITT'S NFL STATISTICS

REGULAR SEASON				RECEIVING					RUSHING					KICKOFF RETURNS				
Year	Team	GP	GS	No	Yds	Avg	Lg	TD	Att	Yds	Avg	Lg	TD	No	Yds	Avg	LG	TD
2009	Tennessee	16	6	42	701	16.7	57	3	0	0	-	-	0	24	523	21.8	56	0
NFL Totals		16	6	42	701	16.7	57	3	0	0	-	-	0	24	523	21.8	56	0

Single-Game Highs

- Receptions - 7 (twice, last vs. Arizona 11/29/09)
- Receiving Yards - 128 vs. Arizona (11/29/09)
- Long Reception - 57 at Pittsburgh (9/10/09)
- Receiving Touchdowns - 1 (three times, last at Indianapolis 12/6/09)
- Kickoff Returns - 7 vs. San Diego (12/25/09)
- Kickoff Return Yards - 175 at Indianapolis (12/6/09)
- Long Kickoff Return - 56 (twice, last vs. Miami 12/20/09)

79



KAREEM BROWN

DEFENSIVE END • 6'4" • 285 lbs • COLLEGE: MIAMI (FLA.)
 ACQUIRED: FA - 2010 • NFL EXP. (NFL/TITANS): 2/1
 HOMETOWN: MIAMI, FLA.
 GAMES PLAYED/GAMES STARTED: 1/0 (PLAYOFFS: 0/0)



2010 QUICK STATS

GP/GS: 0/0 • 0 tackles, 0 sacks, 0 QBP, 0 INT, 0 PD, 0 FF, 0 FR

PRO: Kareem Brown was re-signed as a free agent early in the 2010 offseason after spending the end of the 2009 campaign on the Titans' practice squad. He has previous experience with the New England Patriots, New York Jets and New York Giants.

CAREER HIGHLIGHTS:

- Brown appeared in his first NFL game in 2007 with the New York Jets.
- He briefly transitioned from defensive end to tight end during the 2009 offseason.

CAREER TRANSACTIONS:

- The Miami, Fla., native was originally selected by the New England Patriots in the fourth round (127th overall) of the 2007 NFL Draft.
- After being released by the Patriots, he was claimed off waivers by the New York Jets on Nov. 28, 2007.
- Waived by the Jets on Nov. 1, 2008, and signed to the Jets practice squad on Nov. 4, 2008.
- Re-signed by the Jets on Dec. 30, 2008 and released Sept. 5, 2009.
- Signed to the New York Giants practice squad on Sept. 7, 2009.
- Released by the Giants on Sept. 15, 2009.
- Signed to the Titans practice squad on Dec. 16, 2009, and re-signed to the Titans on Jan. 5, 2010.

SEASON RECAPS:

2009 (0/0): Spent time on the Giants and Titans practice squads after being released by the Jets at the end of the preseason.

2008 (0/0 – N.Y. Jets): Inactive for the first seven games of the regular season with the Jets before being waived. Spent the remainder of the season on the practice squad.

2007 (1/0 – New England, N.Y. Jets): Spent 11 weeks of the regular season with New England before being claimed off waivers by the Jets.

- Inactive for four games with Jets before making his NFL debut vs. Kansas City (12/30).

COLLEGE:

- Played defensive tackle at Miami, recording 20.5 sacks, the 11th-most in school history.
- As a senior (2006), played in 13 games (10 starts) and recorded 11 sacks, the second-best single-season total by a Miami defensive tackle. Sack total ranked 14th in the nation and second in the ACC. Named team's Defensive Lineman of the Year, adding All-Atlantic Coast Conference second-team honors. Finished with 60 tackles, 12.5 tackles for loss, 16 quarterback pressures, one forced fumble and a pass deflection.
- As a junior (2005), finished seventh on the team with 46 tackles and added 4.5 sacks, 8.5 tackles for loss, six quarterback pressures, one caused fumble, one recovery and six pass deflections.
- Majored in criminology.

PERSONAL:

- Has a daughter, Kai Destyni Brown.
- Competed as an offensive lineman and defensive lineman at Miami (Fla.) Norland High School.
- Forced to sit out his senior season of high school due to age requirements.
- Earned All-Dade County honors, was team's Defensive MVP and earned Prep Star All-American honors as a junior. Tallied 121 tackles with 17 sacks, one interception, eight forced fumbles and three fumble recoveries.
- Averaged 10 points and five rebounds per game in his high school basketball career.
- With Jets, played soccer and did step aerobics while participating in the NFL's Play 60 program with children of the Herricks Middle School, in Queens, N.Y.
- Took children of Generation Jets Academy on a holiday shopping spree in Brooklyn, N.Y.
- Works with the Big Brothers/Big Sisters Foundation and wants to continue increasing his activity because of its major presence in his community in Carol City, Fla.
- Born Kareem Alexander Brown on Jan. 30, 1984.

KAREEM BROWN'S NFL STATISTICS

REGULAR SEASON		TACKLES										INTERCEPTIONS					FUMBLES			
Year	Team	GP	GS	Tot	Solo	Asst	Sk	Yds	QBP	TFL	No	Yds	Lg	TD	PD	FF	FR	Yds	SpT	
2007	NE/NYJ	1	0	0	0	0	0.0	0	0	0	0	0	-	0	0	0	0	0	0	
2008	NYJ	0	0	0	0	0	0.0	0	0	0	0	0	-	0	0	0	0	0	0	
2009	NYG/Ten	Practice Squad																		
NFL Totals		1	0	0	0	0	0.0	0	0	0	0	0	-	0	0	0	0	0	0	

97



TONY BROWN

DEFENSIVE TACKLE • 6'3" • 305 lbs • COLLEGE: MEMPHIS
ACQUIRED: FA - 2006 • NFL EXP. (NFL/TITANS): 6/5
HOMETOWN: CHATTANOOGA, TENN.
GAMES PLAYED/GAMES STARTED: 75/52 (PLAYOFFS: 2/2)



2010 QUICK STATS

GP/GS: 0/0 • 0 tackles, 0 sacks, 0 QBP, 0 INT, 0 PD, 0 FF, 0 FR

PRO: A powerful defensive tackle who plays with good leverage and solid technique, Tony Brown is entering his sixth NFL season. In the past four years, he has gone from looking for a job in the NFL to being a team leader and a mainstay in the middle of the Titans defensive line. One of the most consistent performers on the defense, he has missed just two games since becoming a full-time starter in 2007. The Chattanooga native was a midseason roster addition in 2006 after he was released by the Carolina Panthers on Sept. 23, 2006. After entering the NFL as a rookie free agent with the Panthers in 2003, he spent 13 games on Carolina's practice squad before being signed to Miami's active roster for the final three games of his rookie season. In 2004, Brown played for the 49ers in all 16 games. In 2005, he was out of football after being waived by San Francisco prior to the season. He was re-signed by the Panthers on Jan. 9, 2006 and then allocated to NFL Europe's Amsterdam Admirals. There, he earned NFL Europe Co-Defensive MVP honors after recording 40 tackles, four sacks, one fumble recovery, one interception and five passes defended in 10 games. He returned from Amsterdam to rejoin the Panthers and spent the first two weeks of the season on their active roster before being released.

CAREER HIGHLIGHTS:

- Brown's total of 13 sacks from 2007-09 tied for seventh in the NFL among all defensive tackles.
- In 2009, Brown set career highs with five sacks, a team-high 25 quarterback pressures and a team-high three forced fumbles.
- In 2008, he set a career high with a team-leading 10 tackles for loss and also led the team with 24 quarterback pressures.
- Brown became a full-time starter in 2007 and set a career high with 83 tackles.
- In 2006 against the Houston Texans (10/29), less than a month after being unemployed, Brown recovered a David Carr fumble and returned it 40 yards for his first career touchdown.

TITANS TIDBITS:

- After being released by the Carolina Panthers in September 2006, Brown returned home to Chattanooga and hoped his phone would ring. Sitting in church shortly thereafter, it did. His prayers were answered when he felt his phone vibrate with a call from his agent, informing him through a text message the Titans were interested in his services.
- Off the field, Brown enjoys spending time fishing.
- In April 2007, he hosted the Believe to Achieve Celebrity Basketball Game in Chattanooga along with Oakland Raiders defensive lineman Terrell Sands.

CAREER TRANSACTIONS:

- The Chattanooga, Tenn., native was originally signed as an undrafted free agent by the Panthers on May 2, 2003 and was waived Aug. 31, 2003.
- Signed to Carolina's practice squad on Sept. 2, 2003.
- Signed by Miami off Carolina's practice squad on Dec. 13, 2003.
- Claimed off waivers by San Francisco from Miami on Sept. 7, 2004.
- Waived by San Francisco on Sept. 3, 2005 (out of football during 2005 season).
- Re-signed by Carolina on Jan. 1, 2006 and released Sept. 23, 2006.
- Signed by the Titans as a free agent on Oct. 3, 2006.

SEASON RECAPS:

2009 (15/15 – Tennessee): In 15 games, notched 61 tackles and led the team in quarterback pressures (25) and forced fumbles (three). Ranked second on the squad in with a career-high five sacks, tied for the seventh-highest total among NFL defensive tackles. Was a first alternate for the

Pro Bowl.

- At Pittsburgh (9/10), registered four tackles, including a nine-yard sack of Ben Roethlisberger, and added one quarterback pressure.
- At N.Y. Jets (9/27), tallied three tackles, one sack, a team-best three quarterback pressures and one forced fumble. Early in the second quarter, knocked the ball out of the hands of quarterback Mark Sanchez, and Jevon Kearse's recovery helped lead to a Titans touchdown. It was Brown's second consecutive game with a forced fumble.
- At Houston (11/23), he registered nine tackles and one quarterback pressure and tied his career high with two sacks. Sacked Matt Schaub for a one-yard loss on third down to end the Texans' first series, and he added his second sack in the fourth quarter, dropping Schaub for a nine-yard loss. Matched the career high he set against Jacksonville on Sept. 7, 2008.
- Against St. Louis (12/13), totaled five tackles, one sack and three quarterback pressures. In the third quarter, dropped quarterback Keith Null for a five-yard loss. The sack helped Brown set a new career high with five sacks in 2009.
- Against Miami (12/20), forced a Ricky Williams fumble that was recovered by Michael Griffin.
- Against San Diego (12/25), recovered a Jacob Hester fumble in the fourth quarter.
- At Seattle (1/3), was inactive with knee and quadriceps injuries.

2008 (15/15, 1/1 – Tennessee): Started 15 games for NFL's seventh-ranked defense and led the team with 24 quarterback pressures and 10 tackles for loss. Also tied career high with four sacks and added 73 tackles. He led or tied for the team lead in quarterback pressures five times (vs. JAX, vs. HST, at CHI, at DET, vs. CLV). Inactive one game (10/19 at KC) with ankle injury.

- Against Jacksonville (9/7), set career high with two sacks, taking down David Garrard twice in opening-day victory.
- Against Minnesota (9/28), recovered Adrian Peterson fumble at Minnesota 15-yard line and added 1.5 sacks. In fourth quarter, recorded solo sack of Gus Frerotte and teamed with Kyle Vanden Bosch to drop Tarvaris Jackson for sack.
- Against Cleveland (12/7), led team with season-high four quarterback pressures.
- Against Pittsburgh (12/21), recovered Ben Roethlisberger fumble in second quarter and combined with Jason Jones to sack Roethlisberger for 10-yard loss in fourth quarter.

2007 (16/16, 1/1 – Tennessee): In his first full season in Tennessee, started all 16 games for first time in career and totaled 83 tackles (fifth on team), four sacks (fifth), four tackles for loss (tied for fourth), 22 quarterback pressures (fourth), five passes defended and one forced fumble. He tied for team lead in sacks twice (at JAX, vs. HST) and tied for team lead in quarterback pressures four times.

- Against Oakland (10/28), posted career-high 10 tackles in 13-9 win.
- Against N.Y. Jets (12/23), sealed game with 10-yard sack of Chad Pennington on fourth-and-four late in final quarter.
- In Wild Card Playoff at San Diego (1/6), collected five tackles, one tackle for loss and one quarterback pressure.

2006 (1/0 – Carolina; 12/2 – Tennessee): Played one game (1 with Carolina and then 12 contests) with the Titans, including one start. Set then-career highs in tackles (51), sacks (1.5), quarterback pressures (13), tackles for loss (four), fumble recoveries (two) and touchdowns (one). Added one blocked PAT against New England (12/31).

- At Indianapolis (10/8), after being signed on Oct. 3, made his Titans debut.

- Against Houston (10/29), set career high with eight tackles and added two fumble recoveries and one quarterback pressure. With 18 seconds remaining in second quarter, picked up David Carr fumble caused by Kyle Vanden Bosch and returned it for 40 yards for score to extend Titans lead to 14-3.

2005 (0/0): Attended training camp with 49ers before being waived in the final roster cut down Sept. 3, 2005.

2004 (16/4 – San Francisco): Claimed off waivers by 49ers from Dolphins on Sept. 7, 2004. Brown played in 16 games with four starts and posted 27 tackles, one sack and three passes defended.

2003 (0/0 – Carolina/Miami): Inactive for the final three regular season games with Miami. Originally signed as an undrafted rookie free agent by Carolina on May 2 before being waived by Panthers on Aug. 31, 2003. Signed to Carolina's practice squad on Sept. 2 and spent 13 games on Panthers practice squad before being signed by Miami on Dec. 13.

COLLEGE:

- Three-year starter at Memphis, as senior earned second-team All-

Conference USA honors while recording 66 tackles, four sacks, one forced fumble, eight quarterback pressures and five passes defended.

- As junior, registered career-high 68 tackles, seven sacks, one fumble recovery, one forced fumble, 17 quarterback pressures and four passes defended.
- Graduated in December 2002 with degree in sociology.

PERSONAL:

- Married to Lachandra, couple splits time between Nashville and Chattanooga, Tenn., with their infant son, Tyre (aka Lil Juice).
- Played linebacker and tight end at City (Chattanooga, Tenn.) High School and earned All-State honors on defense as a senior.
- Also lettered four years in basketball and baseball (first base and catcher). Helped basketball team to state title as freshman power forward.
- List of favorites: (movie) "The Five Heartbeats"; (TV show) "The Wire"; (actress) Halle Berry; (music artist) Prince; (vacation getaway) "at the house"; (sports team other than Titans) New York Yankees; (school subject) math; and (food) hot dogs.
- Born Robert Anthony Brown Jr. on Sept. 29, 1980 in Chattanooga, Tenn.

BROWN'S GAME-BY-GAME

2004 San Francisco 49ers

Date	Opp	W/L	P/S	Tot Solo Asst	Sk - Yds	QBP	TFL	Int - Yds	-TD	PD	FF	FR - Yds	SpT
Sep 12	ATL	L	p	0	0	0	0	0	0	0	0	0	0
Sep 19	@ N.O.	L	p	0	0	0	0	0	0	0	0	0	0
Sep 26	@ Sea	L	p	3	0	3	0	0	0	0	0	0	0
Oct 3	Stl	L	p	0	0	0	0	0	0	0	0	0	0
Oct 10	Ariz	W	S	3	3	0	0	0	0	1	0	0	0
Oct 17	@ NYJ	L	p	0	0	0	0	0	0	0	0	0	0
Oct 31	@ Chi	L	p	2	1	1	0	0	0	0	0	0	0
Nov 7	Sea	L	S	3	1	2	0.5	0.5	0	0	0	0	0
Nov 14	Car	L	S	1	1	0	0	0	0	0	0	0	0
Nov 21	@ T.B.	L	p	4	3	1	0	0	0	1	0	0	0
Nov 28	Mia	L	p	0	0	0	0	0	1	0	0	0	0
Dec 5	@ Stl	L	p	0	0	0	0	0	0	0	0	0	0
Dec 12	@ Ariz	W	S	1	1	0	0	0	1	0	0	0	0
Dec 18	Was	L	p	4	2	2	0.5	2.5	0	1	0	0	0
Dec 26	Buf	L	p	1	0	1	0	0	1	0	0	0	0
Jan 2	@ NE	L	p	5	4	1	0	0	0	0	0	0	0
Totals		2-14	16/4	27	16	11	1.0	3	0	5	0	3	0

2006 Carolina Panthers/Tennessee Titans*

Date	Opp	W/L	P/S	Tot Solo Asst	Sk - Yds	QBP	TFL	Int - Yds	-TD	PD	FF	FR - Yds	SpT
Sep 10	ATL	L	p	0	0	0	0	0	0	0	0	0	0
Sep 17	@ Min	L	IA										
NOT ON ROSTER													
Oct 8	@ Ind	L	p	4	3	1	0.0	0	0	0	0	0	0
Oct 15	@ Was	W	p	1	1	0	0.0	0	1	1	0	0	0
Oct 29	Hou	W	p	8	5	3	0.0	0	1	0	0	0	2
Nov 5	@ Jax	L	p	7	7	0	0.0	0	1	1	0	0	0
Nov 12	Bal	L	S	7	4	3	0.5	1	2	0	0	0	0
Nov 19	@ Phi	W	S	4	2	2	0.0	0	2	1	0	0	0
Nov 26	NYG	W	p	4	2	2	0.0	0	0	0	0	0	0
Dec 3	Ind	W	p	3	2	1	0.0	0	1	0	0	0	0
Dec 10	@ Hou	W	p	4	2	2	0.0	0	1	0	0	0	0
Dec 17	Jax	W	p	4	2	2	0.0	0	2	1	0	0	0
Dec 24	@ Buf	W	p	1	1	0	0.0	0	2	0	0	0	0
Dec 31	NE	L	p	4	2	2	1.0	5	0	0	0	0	0
Totals		8-6	13/2	51	33	18	1.5	13	4	0	0	0	2

* First two games with Carolina; final 12 games with Tennessee

2007 Tennessee Titans

Date	Opp	W/L	P/S	Tot Solo Asst	Sk - Yds	QBP	TFL	Int - Yds	-TD	PD	FF	FR - Yds	SpT
Sep 9	@ Jax	W	S	4	3	1	1.0	3	2	1	0	0	0
Sep 16	Ind	L	S	4	2	2	0.0	0	1	0	0	0	0
Sep 24	@ NO	W	S	5	1	4	0.0	0	1	0	0	0	0
Oct 7	Atl	W	S	7	6	1	0.0	0	4	1	0	0	0
Oct 14	@ TB	L	S	5	1	4	0.0	0	2	0	0	0	0
Oct 21	@ Hou	W	S	6	3	3	0.0	0	2	0	0	0	0
Oct 28	Oak	W	S	10	6	4	0.0	0	2	0	0	0	0
Nov 4	Car	W	S	7	3	4	1.0	1	2	0	0	0	0
Nov 11	Jax	L	S	7	3	4	0.0	0	0	0	0	0	0
Nov 19	@ Den	L	S	6	3	3	0.0	0	0	0	0	0	0
Nov 25	@ Cin	L	S	5	4	1	0.0	0	0	0	0	0	0
Dec 2	Hou	W	S	4	3	1	1.0	16	2	0	0	0	0
Dec 9	SD	L	S	2	1	1	0.0	0	2	1	0	0	0

Dec 16	@ KC	W	S	3	2	1	0.0	0	0	1	0	0	0
Dec 23	NYJ	W	S	6	3	3	1.0	10	1	0	0	0	0
Dec 30	@ Ind	W	S	2	2	0	0.0	0	1	0	0	0	0
Totals		10-6	16/16	83	46	37	4.0	30	22	4	0	0	0
Playoffs													
Jan 6	@ SD	L	S	5	4	1	0.0	1	1	0	0	0	0
Totals		0-1	1/1	5	4	1	0.0	1	1	0	0	0	0

2008 Tennessee Titans

Date	Opp	W/L	P/S	Tot Solo Asst	Sk - Yds	QBP	TFL	Int - Yds	-TD	PD	FF	FR - Yds	SpT
Sep 7	Jax	W	S	7	6	1	2.0	11	3	2	0	0	0
Sep 14	@ Cin	W	S	0	0	0	0.0	0	1	0	0	0	0
Sep 21	Hou	W	S	6	3	3	0.0	0	3	0	0	0	0
Sep 28	Min	W	S	6	3	3	1.5	7	2	0	0	0	1
Oct 5	@ Bal	W	S	5	3	2	0.0	0	1	1	0	0	0
Oct 19	@ KC	W	IA										
Oct 27	Ind	W	S	4	3	1	0.0	0	0	2	0	0	0
Nov 2	GB	W	S	3	1	2	0.0	0	0	0	0	0	0
Nov 9	@ Chi	W	S	6	4	2	0.0	0	3	2	0	0	0
Nov 16	@ Jax	W	S	6	2	4	0.0	0	2	0	0	0	0
Nov 23	NYJ	L	S	9	6	3	0.0	0	0	0	0	0	0
Nov 27	@ Det	W	S	5	3	2	0.0	0	2	1	0	0	0
Dec 7	Cle	W	S	4	2	2	0.0	0	4	0	0	0	0
Dec 14	@ Hou	L	S	7	3	4	0.0	0	2	1	0	0	0
Dec 21	Pit	W	S	5	2	3	0.5	5	1	1	0	0	0
Dec 28	@ Ind	L	S	0	0	0	0.0	0	0	0	0	0	0
Totals		13-3	15/15	73	41	32	4.0	23	24	10	0	0	2
Playoffs													
Jan 10	Bal	L	S	6	5	0	0.0	NA	1	0	0	0	0
Totals		0-1	1/1	6	5	0	0.0	0	1	0	0	0	0

2009 Tennessee Titans

Date	Opp	W/L	P/S	Tot Solo Asst	Sk - Yds	QBP	TFL	Int - Yds	-TD	PD	FF	FR - Yds	SpT
Sep 10	@ Pit	L	S	4	3	1	1.0	9.0	1	0	0	0	0
Sep 20	Hou	L	S	3	2	1	0.0	0.0	1	1	0	0	0
Sep 27	@ NYJ	L	S	3	1	2	1.0	9.0	3	0	0	0	0
Oct 4	@ Jax	L	S	4	0	4	0.0	0.0	3	0	0	0	0
Oct 11	Ind	L	S	4	4	0	0.0	0.0	0	1	0	0	0
Oct 18	@ NE	L	S	6	2	4	0.0	0.0	0	0	0	0	0
Nov 1	Jax	W	S	4	3	1	0.0	0.0	2	0	0	0	0
Nov 8	@ SF	W	S	3	2	1	0.0	0.0	2	0	0	0	0
Nov 15	Buf	W	S	5	1	4	0.0	0.0	6	0	0	0	0
Nov 23	@ Hou	W	S	9	8	1	2.0	10.0	1	0	0	0	0
Nov 29	Ari	W	S	4	2	2	0.0	0.0	2	0	0	0	0
Dec 6	@ Ind	L	S	3	3	0	0.0	0.0	0	1	0	0	0
Dec 13	StL	W	S	5	3	2	1.0	5.0	3	0	0	0	0
Dec 20	Mia	W	S	3	1	2	0.0	0.0	0	0	0	0	1
Dec 25	SD	L	S	1	1	0	0.0	0.0	1	0	0	0	0
Jan 3	@ Sea	W	IA										
Totals		8-8	15/15	61	36	25	5.0	33.0	25	3	0	0	0

TONY BROWN'S NFL STATISTICS

REGULAR SEASON				TACKLES							INTERCEPTIONS					FUMBLES			
Year	Team	GP	GS	Tot	Solo	Asst	Sk	Yds	QBP	TFL	No	Yds	Lg	TD	PD	FF	FR	Yds	SpT
2003	Car./Mia.	0	0	0	0	0	0.0	0.0	0	0	0	0	-	0	0	0	0	0	0
2004	San Francisco	16	4	27	16	11	1.0	3.0	0	5	0	0	-	0	3	0	0	0	0
2006	Car./Ten.	13	2	51	33	18	1.5	6.0	4	0	0	0	-	0	0	0	2	40	0
2007	Tennessee	16	16	83	46	37	4.0	30.0	22	4	0	0	-	0	5	1	0	0	0
2008	Tennessee	15	15	73	41	32	4.0	23.0	24	10	0	0	-	0	4	0	2	4	0
2009	Tennessee	15	15	61	36	25	5.0	33.0	25	3	0	0	-	0	1	3	1	0	0
NFL Totals:		75	52	295	173	122	15.5	95.0	84	26	0	0	-	0	13	4	5	44	0

PLAYOFFS				TACKLES							INTERCEPTIONS					FUMBLES			
Year	Team	GP	GS	Tot	Solo	Asst	Sk	Yds	QBP	TFL	No	Yds	Lg	TD	PD	FF	FR	Yds	SpT
2007	Tennessee	1	1	5	4	1	0.0	0.0	1	0	0	0	0	0	0	0	0	0	0
2008	Tennessee	1	1	6	5	1	0.0	0.0	1	0	0	0	0	0	0	0	0	0	0
Playoff Totals		2	2	11	9	2	0.0	0.0	2	0	0	0	0	0	0	0	0	0	0

Single-Game Highs

Tackles - 10 vs. Oakland (10/28/07)
 Sacks - 2 (twice, most recent at Houston 11/23/09)
 Quarterback Pressures - 6 vs. Buffalo (11/15/09)
 Fumble Recoveries - 2 vs. Houston (10/30/06)

Additional Statistics

Touchdowns - 1 vs. Houston (40-yard fumble return, 10/29/06)
 Blocked PAT - 1 vs. New England (12/31/06)

Playoff Single-Game Highs

Tackles - 6 vs. Baltimore (1/10/09)

5



KERRY COLLINS

QUARTERBACK • 6'5" • 245 lbs • COLLEGE: PENN STATE
ACQUIRED: UFA - 2006 (OAK) • NFL EXP. (NFL/TITANS): 16/5
HOMETOWN: LEBANON, PA.
GAMES PLAYED/GAMES STARTED: 185/170 (PLAYOFFS: 7/7)



2010 QUICK STATS

GP/GS: 0/0 • 0 of 0 for 0 yds, 0 TDs and 0 INTs • 0 rushes for 0 yards, 0 TDs

PRO BOWLS



1996



2008

PRO: Kerry Collins, the NFL's third-leading active passer, enters his fifth season with the Titans and his 16th season in the NFL. He is an experienced signal caller that provides veteran leadership as he enters the 2010 season as the team's primary backup quarterback. Collins has been named to two Pro Bowls (1996, 2008) and has passed for more than 2,500 yards in eight NFL seasons. He has led his teams to the playoffs four times as a starter, including an appearance in the NFC Championship Game following the 1996 season with the Panthers and a Super Bowl appearance following the 2000 season with the Giants.

CAREER HIGHLIGHTS:

- Ranks third among active quarterbacks (Brett Favre and Peyton Manning) with 38,618 career passing yards.
- Has engineered 29 career game-winning performances, leading his team to victory after a fourth-quarter deficit or tie.
- Moved past Dave Krieg (38,147 career yards) for 12th place on the NFL's all-time passing yards list at Jacksonville (10/4/09).
- In 2008, the veteran signal caller earned his second career Pro Bowl selection after starting the final 15 games and leading the Titans to the NFL's best record. Collins finished the season with an 80.2 passer rating, the third-best mark of his career, and he became just the 15th player in NFL history to surpass 35,000 career passing yards.
- In 2005, Collins started 15 games and attempted 565 passes, the second-most in Raiders history (618 by Rich Gannon in 2002). He passed for 3,759 yards and 20 touchdowns on 302 completions. It was the sixth consecutive season in which he passed for more than 3,000 yards.
- In 2002 with the Giants, Collins enjoyed the most prolific season by a quarterback in Giants history. He set a team record, was first in the NFC and was fourth in the NFL with 4,073 passing yards, surpassing Phil Simms' 1984 record of 4,044 yards. His 545 passes were the second-highest total in team history behind his own 2001 mark of 568 attempts. Collins recorded career highs in 2002 for completions (335), completion percentage (61.5 percent), passing yards (4,073) and passer rating (85.4).
- In 2000, Collins passed the 3,000-yard marker for the first time in his career and posted a career-high 22 touchdowns as he led the Giants to Super Bowl XXXV.
- He earned a Pro Bowl appearance in 1996 after he led the Panthers to the NFC Championship Game in his second season as a signal caller in the NFL.

TITANS TIDBITS:

- In his spare time, Collins, an avid country music fan, enjoys writing country music. He has been working with top writers in Nashville like Ed Hill (Faith Hill's, "It Matters To Me"), Billy Lawson (Trace Adkins', "I Left Something Turned On at Home"), Lee Thomas Miller (Trace Adkins', "You're Gonna Miss This"), the Warren Brothers (Tim McGraw's, "If You're Reading This"), Paul Overstreet and Grammy-award winner Jamey Johnson.
- Collins finds peace and comfort with his wife, Brooke, and daughter, Riley, on his 1,580-acre farm in Troy, N.C. "Blue Q Ranch" was named as such by Collins because every team for whom he ever played quarterback (Q) besides the Oakland Raiders used blue as one of their primary colors. There are over 700 head of registered angus cattle on the property. He often says some of his happiest days are on a horse at the ranch.
- The K.C. for Kids Foundation has recently starting working with Y-CAP, a YMCA center dedicated to serving at-risk youth in East Nashville - one heart, one mind and one spirit at a time. The youth-based program aims to redirect behavior by teaching values and rebuilding families.

• In addition to tending to matters on his farm, Collins spends much of his free time fishing and hunting deer, wild turkey and wild boar.

• The K.C. for Kids Foundation worked extensively with New York University Medical Center's Rusk Institute. Collins donated his time and resources to help the facility's children's rehabilitation program.

CAREER TRANSACTIONS:

- The Lebanon, Pa., native was originally selected by the Carolina Panthers in the first round (fifth overall) of the 1995 NFL Draft, becoming the first draft pick in the expansion team's history.
- Released by the Panthers and claimed off waivers by the New Orleans Saints on Oct. 14, 1998.
- Signed by the N.Y. Giants as an unrestricted free agent on Feb. 19, 1999.
- Released by the Giants on April 28, 2004 and signed as a free agent by the Oakland Raiders on May 24, 2004.
- Signed by the Titans as an unrestricted free agent on Aug. 26, 2006.

SEASON RECAPS:

2009 (7/6 - Tennessee): Started the first six games of the season and completed 119 of 216 passes for 1,225 yards with six touchdowns and eight interceptions.

• At Pittsburgh (9/10), completed 22 of 35 passes for 244 yards with a touchdown pass. Set up the Titans' lone touchdown of the evening by finding a streaking Kenny Britt down the left sideline for a 57-yard reception. Tied the game at 7-7 with a 14-yard touchdown strike to Justin Gage with 48 seconds left in the second quarter.

• Against Houston (9/20), connected on 21 of 33 passes for 216 yards with two touchdowns for a 90.0 passer rating. Found a wide open Chris Johnson in the left flat for a 69-yard touchdown pass with 1:19 remaining in the first quarter. Delivered a beautiful, over-the-shoulder pass to Nate Washington for an eight-yard touchdown, giving the Titans a 21-7 lead with 12:00 remaining in the second quarter.

• Against St. Louis (12/13), entered the game in the second quarter after Vince Young left with an injury. Completed 11 of 19 passes for 154 yards with a touchdown in the Titans' commanding 47-7 victory. Found Alge Crumpler in the end zone for a one-yard touchdown toss on fourth-and-goal in the final stanza.

2008 (16/15, 1/1 - Tennessee): Named to the 2008 Pro Bowl after starting the final 15 games of the season and leading the club to the NFL's best record. Registered an 80.2 passer rating, the third-best mark of his career and finished fourth in the AFC in fourth-quarter passing (90.9 rating). Became just the 15th player in NFL history to surpass 35,000 career passing yards against Houston (9/21/08). In Week 2 at Cincinnati, moved past Jim Everett (34,837 yards) for 15th on the NFL's all-time passing list. In Week 7 at Kansas City, surpassed Jim Kelly (35,467 yards) for 14th place on the list.

• Against Jacksonville (9/7), entered the game for an injured Vince Young in the fourth quarter and completed his only two passes for 65 yards in the Titans' 17-10 victory on opening day. Kept the Titans' final touchdown drive alive with a 44-yard pass to Bo Scaife on third-and-15 in the fourth quarter. Converted another third down on the drive with a 21-yard pass to Justin Gage on third-and-six in the final stanza.

• Against Houston (9/21), completed 13 of 25 passes for 185 yards with a touchdown in the Titans' 31-12 victory. Rushed for 30 yards on just three carries. Gave the Titans a 14-6 lead with a nine-yard touchdown toss to Bo Scaife in the right flat with 14:46 remaining in the second quarter. Became

just the 15th player in NFL history to reach 35,000 career passing yards with a 17-yard pass to Justin McCareins in the second quarter. Set up the Titans third touchdown of the afternoon with a 37-yard strike to McCareins down the left sideline in the second quarter.

- At Baltimore (10/5), connected on 17 of 32 passes for 163 yards with a touchdown in the Titans' 13-10 comeback victory over the Ravens. Extended the winning touchdown drive by converting a critical third down with a 10-yard pass to Chris Davis on third-and-three in the fourth quarter. Made good on another third down conversion with a 15-yard toss to Bo Scaife on third-and-five with 2:24 remaining in the fourth quarter. Gave the Titans a 13-10 lead with an 11-yard touchdown pass to Alge Crumpler with 1:56 remaining in the final stanza.
- At Chicago (11/9), completed 30 of 41 passes for 289 yards with two touchdowns for a passer rating of 108.7 in the Titans' 21-14 road win. Tied the game at 7-7 with a 10-yard touchdown strike to Bo Scaife with 8:39 remaining in the second quarter. Gave the Titans a 14-7 lead with a 12-yard touchdown pass to Justin Gage on third-and-three in the third quarter. Completed five of five passes for 54 yards and a touchdown during the Titans' opening possession of the second half.
- At Jacksonville (11/16), completed 13 of 23 passes for 230 yards and three touchdowns for a 112.3 passer rating in the Titans' 24-14 come-from-behind victory. Found a wide open Justin Gage down the left sideline for a 47-yard completion on the opening play of the game. Cut the Jaguars' lead to 14-10 with a 13-yard touchdown strike to Brandon Jones with 9:12 remaining in the third quarter. Connected on all four passes for 37 yards during the scoring drive. Gave the Titans a 17-14 lead by connecting with a streaking Gage down the left sideline for a 56-yard touchdown toss in the third quarter. Sealed the victory with his third touchdown pass of the afternoon, a 38-yard connection to Gage with 3:57 left in the fourth quarter.
- Against Pittsburgh (12/21), completed 20 of 29 passes for 215 yards with a touchdown for a 102.1 passer rating in the Titans' 31-14 victory. Gave the Titans a 10-0 lead with a 34-yard touchdown strike to Justin Gage on third-and-five in the second quarter. Kept a Titans' scoring drive alive with a 17-yard pass to Justin Gage on fourth-and-three late in the third quarter.
- In the Divisional playoffs against Baltimore (1/10), completed 26 of 42 passes for 281 yards. Set up the Titans first touchdown with a 20-yard connection to Justin Gage down to the Ravens' eight-yard line.

2007 (6/1, 0/0 - Tennessee): Played in six games, starting one contest at Houston (10/21). Saw significant action as the backup quarterback replacing an injured Vince Young in two other games, at Tampa Bay (10/14) and at Indianapolis (12/30). Did not play as the backup quarterback in 10 regular season games and the playoff contest at San Diego. Completed 50 of 82 passes for 531 yards.

- At Houston (10/21), started at quarterback and completed 25 of 42 passes for 280 yards in the Titans' thrilling 38-36 victory over the Texans. Set up Rob Bironas' game-winning field goal with a 46-yard strike to Roydell Williams along the sideline in the fourth quarter.
- At Indianapolis (12/30), entered the game in the third quarter after Vince Young left with a leg injury. Completed 10 of 13 passes for 106 yards, leading the team on two scoring drives in the Titans' 16-10 playoff-clinching victory.

2006 (4/3 - Tennessee): Signed by Titans late in preseason. Started first three games of season (9/10 against N.Y. Jets, 9/17 at San Diego and 9/24 at Miami) before backing up Vince Young for remainder of season. Played in four total games and completed 42 of 90 passes for 549 yards, one touchdown and six interceptions.

- Against N.Y. Jets (9/10), started in Titans debut and completed 17 of 38 passes for 223 yards.

2005 (15/15 - Oakland): Played in 15 games with 15 starts for Oakland and completed 302 of 565 passes for 3,759 yards (53.5%) with 20 touchdowns and 12 interceptions (77.3 rating). Also rushed for 39 yards on 17 carries and one touchdown.

- At Philadelphia (9/8), threw for season-high 345 yards and two touchdowns on 24 of 42 passes (57.1%).
- Against N.Y. Giants (12/31), completed 26 of 48 passes for 331 yards and three touchdowns (96.8 rating). Threw for over 300 yards for third time of the year.

2004 (14/13 - Oakland): Played in 14 games, starting the last 13 contests

for Raiders. Completed 289 of 513 passes (56.3%) for 3,495 yards with 21 touchdowns and 20 interceptions. Passed for over 3,000 yards for fifth time in his career and fifth consecutive season and his 3,495 yards was the sixth-highest single-season total in Raiders history. Threw for over 300 yards four times, including season-high 371-yard performance against Tennessee (12/19) that ranks as 12th-best passing performance in team history. Also threw five touchdowns against Titans, tying career high.

- Against Tampa Bay (9/26), made his Raiders debut when he relieved an injured Rich Gannon at quarterback and completed 16 of 27 passes for 228 yards and one touchdown in just over three quarters of work.
- At Denver (11/28), led team to come-from-behind victory with two touchdown passes in final six minutes of game. Completed 26 of 45 passes for 339 yards and four touchdowns. Completed passes to eight different receivers, with six players catching at least two balls. Hooked up with Jerry Porter for 135 yards and three touchdowns and connected with Ronald Curry for 110 yards and a score, the first time the Raiders had two, 100-yard receivers since 9/28/03 vs. San Diego.
- Against Tennessee (12/19), completed 21 of 37 passes for season-high 371 yards and five touchdowns. Five scoring passes tied career high set 1/14/01 in NFC Championship Game against Minnesota. Recorded season-high passer rating of 119.5.

2003 (13/13 - N.Y. Giants): Started 13 games for N.Y. Giants, extending his consecutive starts streak to 67 before being inactive for season's final three games after suffering an injury vs. Washington (12/7). Completed 284 passes on 500 attempts (56.8 percent) for 3,110 yards, 13 touchdowns and 16 interceptions. Posted three 300-yard passing games on season to bring his Giants career total to 17. Finished with quarterback rating of 70.7.

- At Washington (9/21), named NFC Offensive Player of the Week after completing 24 of 39 passes for 276 yards and three touchdowns in a 24-21 overtime victory.
- At Minnesota, (10/26), posted season-high 375 passing yards, completing 23 of 39 passes, with two touchdowns and one interception. The 375 passing yards against Vikings were second-highest total of his career (386 yards vs. GB 1/6/02). Increased his career total to 25,155 yards to become 47th quarterback in NFL history to throw for more than 25,000 yards.

2002 (16/16, 1/1 - N.Y. Giants): Started all 16 games for third consecutive season and enjoyed most prolific season by a quarterback in Giants history. Completed 335 of 545 passes (61.5%) for 4,073 yards and 19 touchdowns (85.4 rating) and his 335 completions broke his own team record of 327 set previous year. Set team record and was first in NFC and fourth in NFL with 4,073 yards, surpassing Phil Simms' mark of 4,044 in 1984. His 545 passes were the second-highest total in team history behind his mark of 568 attempts in 2001. Completed 61.5 percent of his passes, a career high and third-best percentage in team history. Ranked 14th in the NFL and sixth in the NFC with career high quarterback rating of 85.4. Registered career-long streak of 128 passes without interception from fourth quarter of the game at Houston (11/24) to first quarter of season finale against Philadelphia (12/28). Threw 220 regular season passes against the Eagles prior to his first interception, an NFL record for passes by one quarterback against an opponent without an interception. Named NFC Offensive Player of the Week twice (Week 2 and Week 16) and NFC Offensive Player of the Month for December.

- At St. Louis (9/15), completed 22 of 26 passes (84.6%) for 307 passing yards with one touchdown and was named NFC Offensive Player of the Week. Became 70th quarterback in NFL history to pass for more than 20,000 yards and set Giants single-game regular season record by completing 84.6 percent of his passes. His 307 passing yards marked fifth-consecutive game he exceeded 300 yards dating back to 2001 season, a career-long streak. He was tied for third-longest 300-yard game streak in NFL history, behind Steve Young (San Francisco, 1998), Kurt Warner (St. Louis, 2000) and Rich Gannon (Oakland, 2002), who holds record with six. His 28-yard touchdown pass in second quarter was his 50th regular season touchdown pass as Giant.
- At Indianapolis (12/22), named NFC Offensive Player of the Week for second time of season and completed 23 of 29 passes for 366 yards and four touchdowns (career-high) with a 158.3 rating the highest a quarterback can receive for one game.
- In NFC Wild Card game at San Francisco (1/5), completed a team playoff record 29 passes on 43 attempts for 342 yards with four touchdowns and one interception. Tossed all four touchdown passes in first half.

2001 (16/16 – N.Y. Giants): Started all 16 games for second consecutive season and set team record with 568 pass attempts, breaking Simms' mark of 533 in 1984. Completed 327 passes, breaking Giants record of 311 he set in 2000 and totaled 3,764 yards, fourth-highest single-season total in franchise history. Became only player in league history to throw every pass for one team in two consecutive seasons (2000 and 2001). Recorded three of five highest single-season passing totals in Giants history from 2000-02.

- Against Seattle (12/23), completed 30 of 47 passes attempts for 338 yards with one touchdown. Led Giants to last-minute comeback victory for second week in row, capping 96-yard drive with a seven-yard touchdown pass with 20 seconds left for winning points in 27-24 triumph. Completed six of 10 passes for 96 yards on the game-winning drive.

2000 (16/16, 3/3 – N.Y. Giants): Threw each of team's 529 passes and became just fifth quarterback in NFL since 1990 to throw all of his team's passes. Established then-career highs in passes (529-second most in Giants history), completions (311-single season record), passing yards (3,610), touchdown passes (22) and quarterback rating (83.1). His 3,610 passing yards were the third-most in Giants history (Simms, 4,044 in 1984 and 3,829 in 1985).

- Against Pittsburgh (12/10), completed 24 of 35 passes for 333 yards and two touchdowns. Posted 59-yard completion which was season-high. Became first Giants quarterback to pass for over 3,000 yards in a season since Simms threw for 3,038 yards in 1993.
- In NFC Divisional Playoff Game against Philadelphia (1/7), completed 12 of 19 passes (63.2%) for 125 yards (82.1 rating). Became the seventh Giants quarterback to win a postseason game.
- In NFC Championship game against Minnesota (1/14), completed 28 of 39 passes (71.8%) for career-high 381 yards and career-high five touchdowns (120.8 rating). Completions, yards and touchdowns were all team postseason records and his five touchdown passes tied record for an NFL or NFC Championship Game, set by Chicago's Sid Luckman against Washington in 1943.
- In Super Bowl XXXV against Baltimore (1/28), completed 15 of 39 passes for 112 yards and four interceptions.

1999 (10/7 – N.Y. Giants): Played in 10 games with seven starts in first season with Giants and began season as second-string quarterback and ended it as starter. Completed 190 of 331 passes (57.4%) for 2,318 yards with eight touchdowns and 11 interceptions (73.3 rating). Also rushed for 36 yards on 19 carries.

- Against Jets (12/5), completed 23 of 44 passes for 341 yards and three touchdowns. Became first Giants quarterback to exceed 300 yards since Simms threw for 337 yards against Cardinals (11/23/93), a span of 96 games. For his performance against Jets, Collins was named NFC Offensive Player of the Week by the NFL.

1998 (11/11 – Carolina/New Orleans): Played for both Carolina and New Orleans, starting all 11 games in which he appeared (four for Panthers, seven for Saints). Completed 76 of 162 passes for 1,011 yards, eight touchdowns and five interceptions in four starts for the Panthers. Also rushed for a career-high 113 yards on 23 carries.

- Claimed off waivers by New Orleans on Oct. 14 and started final seven games of the season. Completed 94 of 191 passes for 1,202 yards, four touchdowns and 10 interceptions.

1997 (13/13 – Carolina): Started 13 games for Carolina and completed 200 of 381 passes for 2,124 yards, 11 touchdowns and 21 interceptions. Suffered an injury in preseason game vs. Denver (8/9) that forced him to make first start of season at San Diego (9/14).

1996 (13/12, 2/2 – Carolina): Led Carolina to 10-4 record as starter and an appearance in the NFC Championship Game in franchise's second year in existence. Played in 13 games with 12 starts and completed 204 of 364 passes (56.0) for 2,454 yards with 14 touchdowns and nine interceptions (79.4 rating), while earning first Pro Bowl appearance. Improved his quarterback rating to 79.4 from 61.9 his rookie season, recording second-highest increase in NFL (Drew Bledsoe, 63.7-83.7). His nine interceptions were second-fewest among quarterbacks with at least 300 attempts, while his 2.5 interception percentage was third-lowest among league starters. Was inactive against San Francisco (9/22), at St. Louis (11/17) and at

Houston (11/24) due to injuries.

- Against Atlanta (9/1), in inaugural game at Ericsson Stadium, completed 17 of 31 passes for 186 yards and two touchdowns.
- At San Francisco (12/8), named NFC Offensive Player of the Week after completing 22 of 37 passes for 327 yards and three touchdowns.
- In NFC Divisional Playoff Game against Dallas (1/5/97), completed 12 of 22 attempts (54.5%) for 100 yards with two touchdowns and one interception.
- In NFC Championship Game at Green Bay (1/12/97), completed 19 of 37 attempts (51.4%) for 215 yards with one touchdown and two interceptions.

1995 (15/13 – Carolina): Started 13 of 15 games and was first team all-rookie selection by College and Pro Football Newsweekly, Football News and Pro Football Weekly/PFWA. His 7-6 record as starter made him first rookie quarterback with at least nine starts to post winning record since Dan Marino's 7-3 mark with Miami in 1983. He completed 214 of 433 passes for 2,717 yards with 14 touchdowns and 19 interceptions (61.9 rating).

- Against Tampa Bay (10/1), recorded first start and completed 18 of 32 passes for 234 yards, with one touchdown.
- At New England (10/29), threw for 309 yards — his first 300-yard game — and two scores while completing 25 of 45 passes.
- At San Francisco (11/5), completed 17 of 30 passes for 150 yards in a 13-7 win that was the first-ever victory for an NFL expansion team against defending world champions.

COLLEGE:

- Directed Penn State to victories in his last 17 games as starter.
- As senior, named first team All-America selection by the Associated Press, The Football News and The NFL Draft Report. Posted 172.9 pass efficiency rating, fifth all-time in NCAA history and completed 176 of 264 passes (66.7%) for 2,679 yards and 21 touchdowns. Averaged 10.15 yards per attempt en route to winning Davey O'Brien Award as nation's top college quarterback, Maxwell Award as nation's outstanding player and being named finalist for Heisman Trophy. Threw for at least 200 yards in nine of 11 games and eclipsed or tied school single-season records for pass efficiency, completions, passing yards, total offense, yards per attempt and 200-yard games.
- Majored in labor and industrial education.

PERSONAL:

- Married to Brooke, couple splits time between Nashville and Asheboro, N.C., with daughter, Riley (5).
- All-state AP selection at quarterback at Wilson High in West Lawn, Pa., earning athlete of the year honors from the Reading Eagle-Times and All-America honorable mention from USA Today. As senior, led Wilson to 14-1 record and Pennsylvania State 4-A title game on strength of 2,043 yards passing and 17 touchdowns.
- Also earned all-county honors as center in basketball and was an all-state choice as pitcher in baseball.
- Selected in the 26th round of the Major League Baseball draft by the Detroit Tigers in 1990 and in the 58th round by the Toronto Blue Jays in 1994.
- Donated \$250,000 to his alma mater's football program to fund the Kerry Collins quarterback scholarship, which will endow a Penn State quarterback's books and tuition in perpetuity.
- Works with Rusk Institute in New York through his foundation (K.C. for Kids Foundation).
- Donated to Katrina Fund and American Red Cross for disaster relief.
- List of favorites: (movie) "Tombstone"; (TV show) "House"; (actor) Clint Eastwood; (music artist) George Strait; (vacation destination) North Myrtle Beach; (sports team other than Titans) New York Yankees; (food) steak; and (school subject) history.
- Born Kerry Michael Collins on Dec. 30, 1972, in Lebanon, Pa.

COLLINS' GAME-BY-GAME

1995 Carolina Panthers				PASSING											RUSHING				
Date	Opp	W/L	P/S	Att	Cmp	Pct	Yds	Yds/Att	TD	Int	Lg	Sk	Lst	Rating	Att	Yds	Avg	Lg	TD
Sept 3	@ Atl	L	IA																
Sept 10	@ Buf	L	p	2	0	0.0	0	0.0	0	0	0	0	0	39.6	0	0	0.0	0	0
Sept 17	StL	L	p	11	7	63.6	45	4.1	0	1	14	0	0	34.3	2	9	4.5	8	1
Oct 1	TB	L	S	32	18	56.3	234	7.3	1	1	41	0	0	76.8	2	14	7.0	9	0
Oct 8	@ Chi	L	S	28	14	50.0	228	8.1	1	1	66	0	0	74.7	1	2	2.0	2	0
Oct 15	NYJ	W	S	26	14	53.8	158	6.1	0	2	36	4	26	40.2	4	0	0.0	2	0
Oct 22	NO	W	S	21	8	38.1	48	2.3	1	0	12	4	19	62.2	2	2	1.0	2	0
Oct 29	@ NE	W	S	45	25	55.6	309	6.9	2	1	33	2	18	82.5	4	11	2.8	4	0
Nov 5	@ SF	W	S	30	17	56.7	150	5.0	0	1	17	3	18	56.3	4	7	1.8	3	0
Nov 12	@ StL	L	S	35	16	45.7	228	6.5	2	4	39	3	28	46.8	3	16	5.3	10	0
Nov 19	Ari	W	S	23	15	65.2	201	8.7	2	0	39	3	19	122.0	3	0	0.0	2	0
Nov 26	@ NO	L	S	46	17	40.0	335	7.3	3	4	60	2	6	48.7	5	7	1.4	5	0
Dec 3	Ind	W	S	34	14	41.2	170	5.0	0	0	33	0	0	57.2	1	2	2.0	2t	1
Dec 10	SF	L	S	29	12	41.4	127	4.4	0	1	28	1	8	40.4	2	2	1.0	3	0
Dec 17	Atl	W	S	28	18	64.3	283	10.1	1	1	89	0	0	94.8	8	-1	-0.1	2	1
Dec 24	@ Was	L	S	43	19	44.2	201	4.7	1	2	28	2	8	46.8	1	3	3.0	3	0
Totals		7-9	15/13	433	214	49.4	2717	6.3	14	19	89	24	150	61.9	42	74	1.8	10	3

1996 Carolina Panthers				PASSING											RUSHING				
Date	Opp	W/L	P/S	Att	Cmp	Pct	Yds	Yds/Att	TD	Int	Lg	Sk	Lst	Rating	Att	Yds	Avg	Lg	TD
Sept 1	Atl	W	S	31	17	54.8	198	6.4	2	0	30	4	12	95.9	1	14	14.0	14	0
Sept 8	@ NO	W	S	21	13	61.9	171	8.1	0	1	39	3	29	67.8	3	1	0.3	2	0
Sept 22	SF	W	IA																
Sept 29	@ Jax	L	p	7	2	28.6	42	6.0	1	0	39	0	0	91.7	0	0	0	0	0
Oct 6	@ Min	L	S	30	15	50.0	155	5.2	0	4	19	1	0	25.7	1	0	0.0	0	0
Oct 13	StL	W	S	18	11	61.1	196	10.9	3	1	54	2	19	115.0	1	2	2.0	2	0
Oct 20	NO	W	S	30	14	46.7	176	5.9	1	0	31	3	21	76.5	8	3	0.4	4	0
Oct 27	@ Phi	L	S	34	16	47.1	248	7.3	0	0	55	1	9	71.7	4	16	4.0	9	0
Nov 3	@ Atl	L	S	21	14	66.7	222	10.6	0	0	51	1	3	102.0	0	0	0	0	0
Nov 10	NYG	W	S	33	19	57.6	202	6.1	1	1	30	0	0	73.0	5	1	0.2	7	0
Nov 17	@ StL	W	DNP																
Nov 24	@ Hou	W	DNP																
Dec 1	TB	W	S	24	14	58.3	83	3.5	0	0	13	0	0	65.1	1	-1	-1	-1	0
Dec 8	@ SF	W	S	37	22	59.5	327	8.8	3	0	50	1	3	116.0	5	3	3	4	0
Dec 15	Bal	W	S	39	26	66.7	268	6.9	2	2	26	0	0	82.0	2	1	1	2	0
Dec 22	Pit	W	S	39	21	53.8	166	4.3	1	0	24	2	18	73.2	1	-2	-2	-2	0
Totals		12-4	13/12	364	204	56.0	2454	6.7	14	9	55	18	114	79.4	32	38	1.2	14	0
PLAYOFFS																			
Jan 5	Dal	W	S	22	12	54.5	100	4.6	2	1	22	0	0	77.8	6	5	0.8	8	0
Jan 12	@ GB	L	S	37	19	51.4	215	5.8	1	2	27	2	9	55.6	1	-1	-1.0	-1	0
Totals		1-1	2/2	59	31	52.5	315	5.3	3	3	27	2	9	63.9	7	4	0.6	8	0

1997 Carolina Panthers				PASSING											RUSHING				
Date	Opp	W/L	P/S	Att	Cmp	Pct	Yds	Yds/Att	TD	Int	Lg	Sk	Lst	Rating	Att	Yds	Avg	Lg	TD
Aug 31	Was	L	IA																
Sept 7	@ Atl	W	IA																
Sept 14	@ SD	W	S	36	17	47.2	138	3.8	2	1	25	0	0	64.4	0	0	0	0	0
Sept 21	KC	L	S	47	24	51.2	328	7.0	1	4	36	5	50	45.3	1	3	3.0	3	0
Sept 29	SF	L	S	26	11	42.3	126	5.3	1	3	19	2	10	36.5	4	10	2.5	5	0
Oct 12	@ Min	L	DNP																
Oct 19	@ NO	W	S	31	23	74.2	204	6.6	1	1	23	1	8	88.6	2	-3	-1.5	-1	0
Oct 26	Atl	W	S	25	12	48.0	107	4.3	1	1	16	3	16	56.6	5	7	1.4	5	0
Nov 2	Oak	W	S	32	18	56.3	198	6.2	0	0	25	1	6	74.7	3	29	9.7	21	1
Nov 9	@ Den	L	S	29	13	44.8	141	4.9	0	3	24	4	28	20.1	1	0	0.0	0	0
Nov 16	@ SF	L	S	33	18	54.5	190	5.8	1	3	26	3	21	43.8	1	6	6.0	6	0
Nov 23	@ StL	W	S	30	23	76.7	286	9.3	1	0	59	4	32	117.0	4	-1	-0.3	0	0
Nov 30	NO	L	S	15	7	46.7	82	5.5	0	2	29	0	0	24.2	0	0	0	0	0
Dec 8	@ Dal	W	S	28	16	57.1	136	4.9	2	0	21	1	5	93.8	1	-2	-2.0	-2	0
Dec 14	GB	L	S	26	7	26.9	56	2.2	0	0	22	3	24	39.6	2	10	5.0	6	0
Dec 20	StL	L	S	25	11	44.0	132	5.3	1	3	35	0	0	34.5	2	6	3.0	6	0
Totals		7-9	13/13	381	200	52.5	2124	5.6	11	21	59	27	200	55.7	26	65	2.5	21	1

1998 Carolina Panthers				PASSING											RUSHING				
Date	Opp	W/L	P/S	Att	Cmp	Pct	Yds	Yds/Att	TD	Int	Lg	Sk	Lst	Rating	Att	Yds	Avg	Lg	TD
Sept 6	Atl	L	S	37	21	56.8	270	7.3	2	1	56	1	7	86.5	3	12	4.0	9	0
Sept 13	@ NO	W	S	34	15	44.1	251	7.4	1	1	59	3	13	67.2	1	16	16.0	16	0
Sept 27	GB	W	S	53	20	37.7	188	3.6	2	1	33	4	18	53.0	1	3	3.0	3	0
Oct 4	@ Atl	L	S	38	20	52.6	302	8.0	3	2	72	2	13	83.4	2	9	4.5	9	0
Oct 11	@ Dal	L	IA																

COLLINS' GAME-BY-GAME CONT.

1998 New Orleans Saints

Date	Opp	W/L	P/S	Att	Cmp	Pct	Yds	Yds/Att	TD	Int	Lg	Sk	Lst	Rating	Att	Yds	Avg	Lg	TD
Oct 18	@ Atl	L	IA																
Oct 25	TB	W	DNP																
Nov 1	@ Car	L	DNP																
Nov 8	@ Min	L	DNP																
Nov 15	StL	W	S	26	13	50.0	150	5.8	1	0	26	2	15	80.6	7	38	5.4	20	0
Nov 22	@ SF	L	S	44	22	50.0	328	7.5	0	2	31	4	17	55.9	6	30	5.0	16	1
Nov 29	@ Mia	L	S	24	9	37.5	110	4.6	0	3	29	6	40	12.8	5	35	7.0	12	0
Dec 6	Dal	W	S	28	16	57.1	239	8.5	2	1	89	2	24	94.2	4	10	2.5	8	0
Dec 13	Atl	L	S	14	6	42.9	87	6.2	0	3	18	1	5	24.1	0	0	0.0	0	0
Dec 20	@ Ari	L	S	43	25	58.1	265	6.2	1	0	23	4	27	84.0	1	0	0.0	0	0
Dec 27	Buf	L	S	12	3	25.0	23	1.9	0	1	12	2	12	4.9	0	0	0.0	0	0
Totals		5-9	11/11	353	170	48.2	2213	6.3	12	15	89	31	191	62.0	30	153	5.1	20	1

1999 New York Giants

Date	Opp	W/L	P/S	Att	Cmp	Pct	Yds	Yds/Att	TD	Int	Lg	Sk	Lst	Rating	Att	Yds	Avg	Lg	TD
Sept 12	@ TB	W	DNP																
Sept 19	Was	L	p	7	3	42.9	44	6.3	0	1	16	0	0	24.4	0	0	0.0	0	0
Sept 26	@ NE	L	DNP																
Oct 3	Phi	W	p	12	6	50.0	86	7.2	0	0	32	1	11	73.6	2	-2	-1.0	-1	0
Oct 10	@ Ari	L	S	38	24	63.2	202	5.3	0	1	24	3	24	65.9	4	23	5.8	11	0
Oct 18	Dal	W	DNP																
Oct 24	NO	W	DNP																
Oct 31	@ Phi	W	DNP																
Nov 14	Ind	L	DNP																
Nov 21	@ Was	L	p	21	13	61.9	221	10.5	0	1	46	1	9	77.7	4	-3	-0.8	3	0
Nov 28	Ari	L	S	45	22	48.9	298	6.6	1	3	34	2	16	50.0	1	1	1.0	1t	1
Dec 5	NYJ	W	S	29	17	58.6	341	11.8	3	0	80	1	3	134.1	1	1	1.0	1t	1
Dec 12	@ Buf	W	S	44	23	52.3	240	5.5	1	1	27	0	0	66.5	2	7	3.5	7	0
Dec 19	@ StL	L	S	37	21	56.8	273	7.4	1	2	28	2	12	66.6	1	-1	-1.0	-1	0
Dec 26	Min	L	S	51	31	60.8	297	5.8	1	1	19	5	29	75.4	3	10	3.3	9	0
Jan 2	@ Dal	L	S	47	30	63.8	316	6.7	1	1	71	2	8	81.5	1	0	0.0	0	0
Totals		7-9	10/7	331	190	57.4	2318	7.0	8	11	80	16	112	73.3	19	36	1.9	11	2

2000 New York Giants

Date	Opp	W/L	P/S	Att	Cmp	Pct	Yds	Yds/Att	TD	Int	Lg	Sk	Lst	Rating	Att	Yds	Avg	Lg	TD
Sept 3	Ari	W	S	25	17	68.0	172	6.9	0	1	29	0	0	70.8	5	1	0.2	4	0
Sept 10	@ Phi	W	S	29	21	72.4	220	7.6	2	0	30	1	0	117.2	5	2	0.4	4	0
Sept 17	@ Chi	W	S	33	24	72.7	251	7.6	1	0	34	2	14	105.3	3	1	0.3	1	0
Sept 24	Was	L	S	44	21	47.7	210	4.8	1	1	20	4	42	59.8	0	0	0.0	0	0
Oct 1	@ Ten	L	S	36	17	47.2	197	5.5	2	3	40	1	6	48.0	3	19	6.3	13	0
Oct 8	@ Atl	W	S	25	14	56.0	151	6.0	0	2	22	0	0	40.6	4	5	1.3	7	0
Oct 15	Dal	W	S	25	14	56.0	119	4.8	1	0	22	2	11	81.9	3	22	7.3	15	0
Oct 29	Phi	W	S	37	22	59.5	253	6.4	1	0	36	3	21	89.1	4	3	0.8	6	0
Nov 5	@ Cle	W	S	31	19	61.3	257	8.3	3	0	32	2	36	120.4	5	-5	-1.0	3	0
Nov 12	StL	L	S	34	17	50.0	240	7.1	3	2	46	3	27	78.1	0	0	0.0	0	0
Nov 19	Det	L	S	51	29	56.9	350	6.9	2	1	27	4	30	83.0	3	18	6.0	12	1
Nov 26	@ Ari	W	S	30	20	66.7	232	7.7	1	0	21	1	7	101.5	0	0	0.0	0	0
Dec 3	@ Was	W	S	29	18	62.1	164	5.7	0	1	43	0	0	63.0	3	1	0.3	2	0
Dec 10	Pit	W	S	35	24	68.6	333	9.5	2	0	59	1	7	118.6	0	0	0.0	0	0
Dec 17	@ Dal	W	S	26	12	46.2	140	5.4	1	1	33	1	14	59.8	2	-1	-0.5	1	0
Dec 23	Jax	W	S	39	22	56.4	321	8.2	2	1	54	3	28	89.8	1	-1	-1.0	-1	0
Totals		12-4	16/16	529	311	58.8	3610	6.8	22	13	59	28	243	83.1	41	65	1.6	15	1

PLAYOFFS

Jan 7	Phi	W	S	19	12	63.2	125	6.6	0	0	33	1	0	82.1	8	17	2.1	9	0
Jan 14	Min	W	S	39	28	71.8	381	9.8	5	2	46	0	0	121.7	0	0	0.0	0	0
Jan 28	vs. Bal	L	S	39	15	38.5	112	2.9	0	4	19	4	26	7.1	3	12	4.0	5	0
Totals		2-1	3/3	97	55	56.7	618	6.4	5	6	46	5	26	67.3	11	29	2.6	9	0

2001 New York Giants

Date	Opp	W/L	P/S	Att	Cmp	Pct	Yds	Yds/Att	TD	Int	Lg	Sk	Lst	Rating	Att	Yds	Avg	Lg	TD
Sept 10	@ Den	L	S	34	19	55.9	258	7.6	3	0	44	3	13	110.8	3	5	1.7	3	0
Sept 23	@ KC	W	S	34	20	58.8	208	6.1	0	3	32	1	7	39.8	3	10	3.3	11	0
Sept 30	NO	W	S	18	9	50.0	135	7.5	1	0	46	5	35	93.5	3	10	3.3	6	0
Oct 7	Was	W	S	29	15	51.7	177	6.1	1	2	23	1	10	53.4	2	-2	-1.0	-1	0
Oct 14	@ StL	L	S	32	17	53.1	242	7.6	1	2	42	3	15	62.2	2	11	5.5	8	0
Oct 22	Phi	L	S	33	21	63.6	162	4.9	0	0	38	3	20	75.6	2	9	4.5	9	0
Oct 28	@ Was	L	S	52	32	61.5	346	6.7	3	1	33	1	0	92.3	4	9	2.3	4	0
Nov 4	Dal	W	S	34	24	70.6	280	8.2	3	2	48	4	15	100.9	2	11	5.5	8	0
Nov 11	@ Ari	W	S	24	15	62.5	155	6.5	1	1	27	2	7	77.6	4	-2	-2.0	3	0
Nov 19	@ Min	L	S	37	21	56.8	321	8.7	0	2	32	4	24	63.0	3	9	3.0	5	0

COLLINS' GAME-BY-GAME CONT.

Nov 25	Oak	L	S	38	19	50.0	184	4.8	0	0	29	3	24	63.9	2	3	1.5	3	0
Dec 9	@ Dal	L	S	26	13	50.0	122	4.7	1	1	36	1	8	60.1	1	0	0.0	0	0
Dec 15	Ari	W	S	32	14	43.8	147	4.6	2	0	26	1	2	78.5	2	2	1.0	2	0
Dec 23	Sea	W	S	47	30	63.8	338	7.2	1	0	28	1	6	92.3	2	-1	-0.5	0	0
Dec 30	@ Phi	L	S	39	22	56.4	303	7.8	1	0	74	2	12	90.0	2	-1	-0.5	0	0
Jan 6	GB	L	S	59	36	61.0	386	6.5	1	2	29	1	8	71.7	2	0	0.0	0	0
Totals		7-9	16/16	568	327	57.6	3764	6.6	19	16	74	36	206	77.1	39	73	1.9	11	0

2002 New York Giants		PASSING													RUSHING				
Date	Opp	W/L	P/S	Att	Cmp	Pct	Yds	Yds/Att	TD	Int	Lg	Sk	Lst	Rating	Att	Yds	Avg	Lg	TD
Sept 5	SF	L	S	45	28	62.2	342	7.6	0	3	27	3	24	57.8	1	4	4.0	4	0
Sept 15	@ StL	W	S	26	22	84.6	307	11.8	1	1	38	2	16	113.0	7	3	0.4	4	0
Sept 22	Sea	W	S	38	23	60.5	282	7.4	0	0	49	3	25	83.4	3	-4	-1.3	-1	0
Sept 29	@ Ari	L	S	36	19	52.8	199	5.5	0	2	23	1	3	49.5	0	0	0.0	0	0
Oct 6	@ Dal	W	S	27	18	66.7	228	8.4	3	1	56	2	16	114.1	5	-4	-0.8	0	0
Oct 13	Atl	L	S	31	20	64.5	204	6.6	1	1	19	3	14	80.6	2	-3	-1.5	-1	0
Oct 28	@ Phi	L	S	34	20	58.8	251	7.4	0	0	38	1	6	81.9	1	-1	-1.0	-1	0
Nov 3	Jax	W	S	28	20	71.4	228	8.1	1	0	36	3	11	107.2	2	11	5.5	8	0
Nov 10	@ Min	W	S	35	25	71.4	300	8.6	2	1	46	1	9	105.3	3	-4	-1.3	-1	0
Nov 17	Was	W	S	46	22	47.8	211	4.6	2	2	35	0	0	50.2	4	-5	-1.3	-1	0
Nov 24	@ Hou	L	S	41	18	43.9	214	5.2	1	2	31	2	13	48.2	0	0	0.0	0	0
Dec 1	Ten	L	S	36	22	61.1	283	7.9	2	0	34	1	0	104.4	2	-4	-2.0	-2	0
Dec 8	@ Was	W	S	31	17	54.8	212	6.8	2	0	32	1	7	97.8	0	0	0.0	0	0
Dec 15	Dal	W	S	27	13	48.1	190	7.0	0	0	33	0	0	71.5	2	-1	-0.5	0	0
Dec 22	@ Ind	W	S	29	23	79.3	366	12.6	4	0	82	0	0	158.3	5	-3	-0.6	1	0
Dec 28	Phi	W	S	35	25	71.4	256	7.3	1	1	33	1	8	89.7	6	8	-1.3	8	0
Totals		10-6	16/16	545	335	61.5	4073	7.5	19	14	82	24	152	85.4	44	-3	-0.1	8	0

PLAYOFFS																			
Date	Opp	W/L	P/S	Att	Cmp	Pct	Yds	Yds/Att	TD	Int	Lg	Sk	Lst	Rating	Att	Yds	Avg	Lg	TD
Jan 5	@ SF	L	S	43	29	67.4	342	8.0	4	1	46	2	15	112.7	0	0	0.0	0	0
Totals		0-1	1/1	43	29	67.4	342	8.0	4	1	46	2	15	112.7	0	0	0.0	0	0

2003 New York Giants		PASSING													RUSHING				
Date	Opp	W/L	P/S	Att	Cmp	Pct	Yds	Yds/Att	TD	Int	Lg	Sk	Lst	Rating	Att	Yds	Avg	Lg	TD
Sept 7	StL	W	S	26	14	53.8	202	7.8	0	0	77	2	15	79.3	2	2	1.0	3	0
Sept 15	Dal	L	S	51	21	41.2	265	5.2	3	2	40	2	9	61.3	1	-1	-1.0	-1	0
Sept 21	@ Was	W	S	39	24	61.5	276	7.1	3	0	54	1	6	109.7	2	-3	-1.5	-1	0
Oct 5	Mia	L	S	43	31	72.1	276	6.4	0	3	22	1	3	59.8	0	0	0.0	0	0
Oct 12	@ NE	L	S	59	35	59.3	314	5.3	0	4	27	2	8	45.4	1	4	4.0	4	0
Oct 19	Phi	L	S	36	22	61.1	174	4.8	1	0	20	3	15	82.4	4	28	7.0	11	0
Oct 26	@ Min	W	S	39	23	59.0	375	9.6	2	1	51	1	8	97.7	3	1	0.3	3	0
Nov 2	@ NYJ	W	S	40	24	60.0	303	7.6	2	0	39	1	5	100.8	1	-1	-1.0	-1	0
Nov 9	Atl	L	S	40	25	62.5	202	5.1	0	2	28	2	9	54.4	0	0	0.0	0	0
Nov 16	@ Phi	L	S	44	25	56.8	268	6.1	1	1	48	3	16	72.9	1	-3	-3.0	-3	0
Nov 24	@ TB	L	S	34	18	52.9	160	4.7	0	2	18	3	27	41.3	2	22	11.0	22	0
Nov 30	Buf	L	S	35	17	48.6	233	6.7	1	0	77	6	35	79.8	0	0	0.0	0	0
Dec 7	Was	L	S	14	5	35.7	62	4.4	0	1	19	1	8	20.5	0	0	0.0	0	0
Dec 14	@ NO	L	DNP																
Dec 21	@ Dal	L	DNP																
Dec 28	Car	L	DNP																
Totals		4-12	13/13	500	284	56.8	3110	6.2	13	16	77	28	164	70.7	17	49	2.9	22	0

2004 Oakland Raiders		PASSING													RUSHING				
Date	Opp	W/L	P/S	Att	Cmp	Pct	Yds	Yds/Att	TD	Int	Lg	Sk	Lst	Rating	Att	Yds	Avg	Lg	TD
Sept 12	@ Pit	L	DNP																
Sept 19	Buf	W	DNP																
Sept 26	TB	W	p	27	16	59.3	228	8.4	1	1	30	1	12	83.6	0	0	0.0	0	0
Oct 3	@ Hou	L	S	38	21	55.3	237	6.2	0	3	33	1	13	41.2	1	0	0.0	0	0
Oct 10	@ Ind	L	S	44	28	63.6	245	5.6	1	3	24	4	29	57.5	1	6	6.0	6	0
Oct 17	Den	L	S	31	15	48.4	136	4.4	0	1	25	4	22	47.2	0	0	0.0	0	0
Oct 24	NO	L	S	45	26	57.8	350	7.8	2	1	34	0	0	88.2	1	3	3.0	3	0
Oct 31	@ SD	L	S	39	24	61.5	263	6.7	1	2	28	1	4	68.6	0	0	0.0	0	0
Nov 7	@ Car	W	S	32	20	62.5	231	7.2	0	1	33	2	3	71.2	1	-1	-1.0	-1	0
Nov 21	SD	L	S	30	18	60.0	227	7.6	2	0	25	1	7	106.9	2	11	5.5	6	0
Nov 28	@ Den	W	S	45	26	57.8	339	7.5	4	2	63	1	5	92.7	3	7	2.3	8	0
Dec 5	KC	L	S	41	27	65.9	343	8.4	3	0	51	3	10	116.0	2	0	0.0	1	0
Dec 12	@ Atl	L	S	28	14	50.0	166	5.9	0	1	55	1	1	53.6	0	0	0.0	0	0
Dec 19	Ten	W	S	37	21	56.8	371	10.0	5	1	57	2	13	120.1	4	10	2.5	7	0
Dec 25	@ KC	L	S	37	18	48.6	217	5.9	2	1	43	2	17	73.8	0	0	0.0	0	0
Jan 2	Jax	L	S	39	15	38.5	142	3.6	0	3	27	2	8	17.3	1	0	0.0	0	0
Totals		5-11	14/13	513	289	56.3	3495	6.8	21	20	63	25	144	74.8	16	36	2.3	8	0

COLLINS' GAME-BY-GAME CONT.

2005 Oakland Raiders			PASSING											RUSHING					
Date	Opp	W/L	P/S	Att	Cmp	Pct	Yds	Yds/Att	TD	Int	Lg	Sk	Lst	Rating	Att	Yds	Avg	Lg	TD
Sept 8	NE	L	S	39	18	46.2	265	6.8	3	0	73	2	19	94.5	1	2	2.0	2	0
Sept 18	@ KC	L	S	35	21	60.0	263	7.5	1	0	64	2	8	92.9	2	11	5.5	8	0
Sept 25	@ Phi	L	S	42	24	57.1	345	8.2	2	0	36	1	1	99.8	1	-1	-1.0	-1	0
Oct 2	Dal	W	S	23	13	56.5	218	9.5	0	0	79	3	14	88.7	2	-1	-0.5	0	0
Oct 16	@ SD	L	S	48	24	50.0	292	6.1	0	1	32	4	21	60.4	0	0	0.0	0	0
Oct 23	@ Buf	W	S	27	19	70.4	261	9.7	1	0	38	2	7	113.2	2	7	3.5	7	0
Oct 30	Ten	W	S	29	17	58.6	238	8.2	3	1	44	2	6	105.3	1	-1	-1.0	-1	0
Nov 6	@ KC	L	S	40	21	52.5	175	4.4	2	1	21	1	13	70.3	1	0	0.0	0	0
Nov 13	Den	L	S	50	26	52.0	310	6.2	2	3	29	4	35	59.6	0	0	0.0	0	0
Nov 20	@ Was	W	S	36	19	52.8	289	8.0	1	1	49	1	3	77.2	2	-2	-1.0	-1	0
Nov 27	Mia	L	S	37	21	56.8	226	6.1	0	2	31	7	41	52.3	2	23	11.5	18	1
Dec 4	SD	L	S	40	22	55.0	236	5.9	1	1	34	3	26	70.4	0	0	0.0	0	0
Dec 11	@ NYJ	L	DNP																
Dec 18	Cle	L	S	30	14	46.7	132	4.4	1	1	28	3	19	56.5	2	1	0.5	1	0
Dec 24	@ Den	L	S	41	17	41.5	178	4.3	0	1	24	1	17	44.6	0	0	0.0	0	0
Dec 31	NYG	L	S	48	26	54.2	331	6.9	3	0	44	3	31	96.8	1	0	0.0	0	0
Totals		4-12	15/15	565	302	53.5	3759	6.7	20	12	79	39	261	77.3	17	39	2.3	18	1

2006 Tennessee Titans			PASSING											RUSHING					
Date	Opp	W/L	P/S	Att	Cmp	Pct	Yds	Yds/Att	TD	Int	Lg	Sk	Lst	Rating	Att	Yds	Avg	Lg	TD
Sept 10	NYJ	L	S	38	17	44.7	223	5.9	0	2	25	2	8	41.9	0	0	0.0	0	0
Sept 17	@ SD	L	S	19	6	31.6	57	3.0	0	2	18	0	0	1.3	0	0	0.0	0	0
Sept 24	@ Mia	L	S	33	19	57.6	269	8.2	1	2	36	2	15	68.9	0	0	0.0	0	0
Oct 1	Dal	L	DNP																
Oct 8	@ Ind	L	DNP																
Oct 15	@ Was	W	DNP																
Oct 29	Hou	W	DNP																
Nov 5	@ Jax	L	DNP																
Nov 12	Bal	L	p	0	0	0.0	0	0.0	0	0	0	0	0	0.0	0	0	0.0	0	0
Nov 19	@ Phi	W	DNP																
Nov 26	NYG	W	DNP																
Dec 3	Ind	W	DNP																
Dec 10	@ Hou	W	DNP																
Dec 17	Jax	W	DNP																
Dec 24	@ Buf	W	DNP																
Dec 31	NE	L	DNP																
Totals		8-8	4/3	90	42	46.7	549	6.1	1	6	36	4	23	42.3	0	0	0.0	0	0

2007 Tennessee Titans			PASSING											RUSHING					
Date	Opp	W/L	P/S	Att	Cmp	Pct	Yds	Yds/Att	TD	Int	Lg	Sk	Lst	Rating	Att	Yds	Avg	Lg	TD
Sept 9	@ Jax	W	p	0	0	0.0	0	0.0	0	0	0	1	4	0.0	0		0.0	0	0
Sept 16	Ind	L	DNP																
Sept 24	@ NO	W	p	4	4	100.0	22	5.6	0	0	8	0	0	89.6	0		0.0	0	0
Oct 7	Atl	W	DNP																
Oct 14	@ TB	L	p	20	10	50.0	125	6.3	0	0	42	2	20	68.8	0		0.0	0	0
Oct 21	@ Hou	W	S	42	25	59.5	280	6.7	0	0	46	1	13	79.5	0		0.0	0	0
Oct 28	Oak	W	DNP																
Nov 4	Car	W	DNP																
Nov 11	Jax	L	DNP																
Nov 19	@ Den	L	DNP																
Nov 25	@ Cin	L	DNP																
Dec 2	Hou	W	DNP																
Dec 9	SD	L	p	3	1	33.3	-2	-0.7	0	0	-2	1	5	42.4	0		0.0	0	0
Dec 16	@ KC	W	DNP																
Dec 23	NYJ	W	DNP																
Dec 30	@ Ind	W	p	13	10	76.9	106	8.2	0	0	19	0	0	100.2	3	-3	-1.0	-1	0
Totals		10-6	6/1	82	50	61.0	531	6.5	0	0	46	5	42	79.9	3	-3	-1.0	-1	0
PLAYOFFS																			
Jan 6	@ SD	L	DNP																
Totals		0-1	0/0	0	0	-	0	-	0	0	-	0	0	-	0	0	-	0	0

2008 Tennessee Titans			PASSING											RUSHING					
Date	Opp	W/L	P/S	Att	Cmp	Pct	Yds	Yds/Att	TD	Int	Lg	Sk	Lst	Rating	Att	Yds	Avg	Lg	TD
Sept 7	Jax	W	p	2	2	100.0	65	32.5	0	0	44	0	0	118.8	1	0	0.0	0	0
Sept 14	@ Cin	W	S	21	14	66.7	128	6.1	1	0	19	1	10	98.9	0	0	-	0	0
Sept 21	Hou	W	S	25	13	52.0	185	7.4	1	1	37	0	0	72.9	3	30	10.0	17	0
Sept 28	Min	W	S	35	18	51.4	199	5.7	0	0	28	0	0	68.6	6	2	0.3	5	0
Oct 5	@ Bal	W	S	32	17	53.1	163	5.1	1	2	26	0	0	52.0	1	-1	-1.0	-1	0
Oct 19	@ KC	W	S	18	11	61.1	123	6.8	0	0	28	0	0	81.5	2	-2	-1.0	-1	0

COLLINS' GAME-BY-GAME CONT.

Oct 27	Ind	W	S	37	24	64.9	193	5.2	0	0	23	0	0	77.9	2	-2	-1.0	-1	0
Nov 2	GB	W	S	37	18	48.6	180	4.9	0	0	25	2	11	62.9	1	8	8.0	8	0
Nov 9	@ Chi	W	S	41	30	73.2	289	7.0	2	0	25	1	5	108.7	4	-1	-0.3	0	0
Nov 16	@ Jax	W	S	23	13	56.5	230	10.0	3	1	56t	1	0	112.3	2	-2	-1.0	-1	0
Nov 23	NYJ	L	S	39	21	53.8	243	6.2	1	0	37	1	7	81.5	0	0	-	0	0
Nov 27	@ Det	W	S	18	11	61.1	127	7.1	0	0	26	1	17	82.4	1	12	12.0	12	0
Dec 7	Cle	W	S	23	14	60.9	155	6.7	2	2	28t	0	0	73.6	0	0	-	0	0
Dec 14	@ Hou	L	S	33	15	45.5	181	5.5	0	1	40	0	0	50.2	2	5	2.5	6	0
Dec 21	Pit	W	S	29	20	69.0	215	7.4	1	0	34t	1	10	101.9	0	0	-	0	0
Dec 28	@ Ind	L	S	2	1	50.0	0	0.0	0	0	0	0	0	56.3	0	0	-	0	0
Totals		13-3	16/15	415	242	58.3	2676	6.4	12	7	56t	8	60	80.2	25	49	2.0	17	0
PLAYOFFS																			
Jan 10	Bal	L	S	42	26	61.9	281	6.7	0	1	28	1	6	71.6	1	0	0.0	0	0
Totals		0-1	1/1	42	26	61.9	281	6.7	0	1	28	1	6	71.6	1	0	0.0	0	0

2009 Tennessee Titans

Date	Opp	W/L	P/S	PASSING											RUSHING				
				Att	Cmp	Pct	Yds	Yds/Att	TD	Int	Lg	Sk	Lst	Rating	Att	Yds	Avg	Lg	TD
Sept 10	@ Pit	L	S	35	22	62.9	244	7.0	1	1	57	1	10	81.1	2	1	0.5	1	0
Sept 20	Hou	L	S	33	21	63.6	216	6.5	2	1	69t	2	7	90.0	2	4	2.0	3	0
Sept 27	@ NYJ	L	S	37	15	40.5	170	4.6	1	2	27	2	11	41.5	1	3	3.0	3	0
Oct 4	@ Jax	L	S	48	29	60.4	284	5.9	1	2	42	0	0	66.7	1	10	10.0	10t	1
Oct 11	Ind	L	S	32	19	59.4	164	5.1	0	1	23	1	9	59.9	1	-1	-1.0	-1	0
Oct 18	@ NE	L	S	12	2	16.7	-7	-0.6	0	1	15	0	0	4.9	3	-1	-0.3	0	0
Nov 1	Jax	W	DNP																
Nov 8	@ SF	W	DNP																
Nov 15	Buf	W	DNP																
Nov 23	@ Hou	W	DNP																
Nov 29	Ari	W	DNP																
Dec 6	@ Ind	L	DNP																
Dec 13	StL	W	p	19	11	57.9	154	8.1	1	0	44	0	0	101.6	1	-1	-1.0	-1	0
Dec 20	Mia	W	DNP																
Dec 25	SD	L	DNP																
Jan 3	@ Sea	W	DNP																
Totals		8-8	7/6	216	119	55.1	1225	5.7	6	8	69t	6	37	65.5	11	15	1.4	10t	1

KERRY COLLINS' NFL STATISTICS

REGULAR SEASON			PASSING											RUSHING				
Year	Team	GP/GS	Att	Cmp	Pct	Yds	Yd/Att	TD	INT	Lg	Sk	Yds	Rat	Att	Yds	Avg	Lg	TD
1995	CAR	15/13	433	214	49.4	2,717	6.3	14	19	89t	24	150	61.9	42	74	1.8	10	3
1996	CAR	13/12	364	204	56.0	2,454	6.7	14	9	55	18	114	79.4	32	38	1.2	14	0
1997	CAR	13/13	381	200	52.5	2,124	5.6	11	21	59t	27	200	55.7	26	65	2.5	21	1
1998	CAR/NO	11/11	353	170	48.2	2,213	6.3	12	15	89t	31	191	62.0	30	153	5.1	20	1
1999	NYG	10/7	331	190	57.4	2,318	7.0	8	11	80t	16	112	73.3	19	36	1.9	11	2
2000	NYG	16/16	529	311	58.8	3,610	6.8	22	13	59	28	243	83.1	41	65	1.6	15	1
2001	NYG	16/16	568	327	57.6	3,764	6.6	19	16	74	36	206	77.1	39	73	1.9	11	0
2002	NYG	16/16	545	335	61.5	4,073	7.5	19	14	82t	24	152	85.4	44	-3	-0.1	8	0
2003	NYG	13/13	500	284	56.8	3,110	6.2	13	16	77t	28	164	70.7	17	49	2.9	22	0
2004	OAK	14/13	513	289	56.3	3,495	6.8	21	20	63	25	144	74.8	16	36	2.3	8	0
2005	OAK	15/15	565	302	53.5	3,759	6.7	20	12	79	39	261	77.3	17	39	2.3	18t	1
2006	TEN	4/3	90	42	46.7	549	6.1	1	6	36	4	23	42.3	0	0	-	-	0
2007	TEN	6/1	82	50	61.0	531	6.5	0	0	46	5	42	79.9	3	-3	-1.0	-1	0
2008	TEN	16/15	415	242	58.3	2,676	6.4	12	7	56t	8	60	80.2	25	49	2.0	17	0
2009	TEN	7/6	216	119	55.1	1,225	5.7	6	8	69t	6	37	65.5	11	15	1.4	10t	1
NFL Totals		185/170	5,885	3,279	55.7	38,618	6.6	192	187	89t	319	2,099	73.5	362	686	1.9	22	10

Career record as starter: 79-91 (.465): 7-6 (1995), 9-3 (1996), 6-7 (1997), 2-9 (1998), 2-5 (1999), 12-4 (2000), 7-9 (2001), 10-6 (2002), 4-9 (2003), 3-10 (2004), 4-11 (2005), 0-3 (2006), 1-0 (2007), 12-3 (2008), 0-6 (2009)

PLAYOFFS			PASSING											RUSHING				
Year	Team	GP/GS	Att	Cmp	Pct	Yds	Yd/Att	TD	INT	Lg	Sk	Yds	Rat	Att	Yds	Avg	Lg	TD
1996	CAR	2/2	59	31	52.5	315	5.3	3	3	27	2	9	63.9	7	4	0.6	8	0
2000	NYG	3/3	97	55	56.7	618	6.4	5	6	46t	5	26	67.3	11	29	2.6	9	0
2002	NYG	1/1	43	29	67.4	342	8.0	4	1	46	2	15	112.7	0	0	-	-	0
2007	TEN	0/0	0	0	-	0	-	0	0	-	0	0	-	0	0	-	-	0
2008	TEN	1/1	42	26	61.9	281	6.7	0	1	28	1	6	71.6	1	0	0.0	0	0
Playoff Totals		7/7	241	141	58.5	1,556	6.5	12	11	46t	10	56	75.3	19	33	1.7	9	0

Career postseason record as starter: 3-4 (.429)


Single-Game Highs

Attempts - 59 (two times, last at New England 10/12/03)
 Completions - 36 vs. Green Bay (1/6/02)
 Yards - 386 vs. Green Bay (1/6/02)
 Completion Percentage - 84.6% at St. Louis (9/15/02)
 Touchdowns - 5 (two times, last vs. Tennessee 12/19/04)
 Interceptions - 4 (five times, last at New England 10/12/03)
 Passer Rating - 158.3 at Indianapolis (12/22/02)
 Rushing Attempts - 7 at St. Louis (9/15/02)
 Rushing Yards - 38 vs. St. Louis (11/15/98)
 Longest Rush - 22 at Tampa Bay (11/24/03)
 Rushing Touchdowns - 1 vs. Miami (11/27/05)

Playoff Single-Game Highs

Attempts - 43 at San Francisco (1/5/03)
 Completions - 29 at San Francisco (1/5/03)
 Yards - 381 vs. Minnesota (1/14/01)
 Completion Percentage - 71.8% vs. Minnesota (1/14/01)
 Touchdowns - 5 vs. Minnesota (1/14/01)
 Long Pass - 46 (two times, last at San Francisco 1/5/03)
 Interceptions - 4 vs. Baltimore (1/28/01)
 Passer Rating - 121.7 vs. Minnesota (1/14/01)
 Rushing Attempts - 8 vs. Philadelphia (1/7/01)
 Rushing Yards - 17 vs. Philadelphia (1/7/01)
 Longest Rush - 9 vs. Philadelphia (1/7/01)
 Rushing Touchdowns - none

89



JARED COOK

TIGHT END • 6'5" • 248 lbs • COLLEGE: SOUTH CAROLINA
ACQUIRED: 3RD ROUND - 2009 • NFL EXP. (NFL/TITANS): 2/2
HOMETOWN: SUWANE, GA.
GAMES PLAYED/GAMES STARTED: 14/0 (PLAYOFFS: 0/0)



2010 QUICK STATS

GP/GS: 0/0 • 0 receptions for 0 yards, 0 TDs

PRO: Second-year tight end Jared Cook possesses a rare combination of speed, athleticism and pass-catching skills. After a rookie season in which he played sparingly, putting up nine receptions for 74 yards, he looks to become a major force in the Titans offense in 2010. Widely considered one of the top playmakers at his position coming out of college, the Titans thought highly enough of him that they traded a 2010 second-round draft choice to the New England Patriots to acquire him in the third round of the 2009 NFL Draft.

CAREER HIGHLIGHTS:

- As a rookie in 2009, Cook registered nine receptions for 74 yards in 14 games.
- In a three-year career at South Carolina, Cook, who originally entered college as a wide receiver, hauled in 73 passes for 1,107 yards (15.2 avg.) and seven touchdowns. In his final season there, the Southeastern Conference coaches recognized him with first-team All-SEC honors.
- After declaring for the draft with a year of NCAA eligibility remaining, he gained notoriety at the NFL Scouting Combine in Indianapolis, where he finished first among the tight ends in the 40-yard dash (4.49), vertical jump (41 inches) and broad jump (10 feet, 3 inches).

TITANS TIDBITS:

- Cook's 41-inch vertical leap at the 2009 NFL Scouting Combine earned 100 pairs of cleats for his former high school, North Gwinnett (Ga.). Combine sponsor Under Armour Inc. offered to buy 100 new cleats for the high school alma mater of any participant who ran the 40-yard dash in 4.35 seconds, posted a 41-inch vertical or higher or did the 20-yard shuttle drill in 3.85 seconds or faster.
- His older brother, Jason, played fullback at Ole Miss from 2005-08. Jason was signed by the Baltimore Ravens as a rookie free agent in May 2009.
- On the back of his cleats, Cook writes the initials A.C. and D.R. The letters represent Ammon Craine, one of Cooke's best friends who died tragically from drowning during high school, and Dennis Roland, his high school coach and mentor who died from thyroid cancer in January 2008.

CAREER TRANSACTIONS:

- The Suwanee, Ga., native was selected by the Titans in the third round (89th overall) of the 2009 NFL Draft.

SEASON RECAPS:

2009 (14/0): Posted nine receptions for 74 yards in 14 games during rookie campaign.

- Against Houston (9/20), made his NFL debut as a reserve.
- At Jacksonville (10/4), grabbed two catches for 11 yards, including his first career NFL reception, a five-yard pass from Kerry Collins.
- Against Indianapolis (10/11), totaled season-high three receptions for 27 yards.
- Against Arizona (11/29), made two key receptions for 29 total yards during game-winning touchdown drive in the fourth quarter, including a 17-yard catch on third-and-five.

COLLEGE:

- As a junior (2008), earned first-team All-SEC recognition by league's coaches and second-team accolades from Associated Press and Rivals.com. Named one of eight semifinalists for Mackey Award, given to nation's top tight end. Appeared in 13 games with 11 starts. Ranked second on team with 37 receptions and 573 receiving yards while leading team with

15.5-yard reception average.

- Had team's two longest receptions of season—a 66-yard touchdown against Arkansas (11/8) and 63-yard reception at Ole Miss (10/4).
- At Vanderbilt (9/4), had career-best day, recording eight receptions for 111 yards.
- As a sophomore (2007), moved permanently to tight end and appeared in 12 games with three starts. Ranked third on squad with 30 receptions for 421 yards (second on team). His 14.0-yard receiving average was highest for any player on team with more than two receptions.
- As a redshirt freshman (2006), split season between tight end and wide receiver. Saw action in 12 games and caught six passes for 113 yards, an average of 18.8 yards per catch.
- Redshirted in 2005.
- Majored in retail.

PERSONAL:

- Single, splits time between Nashville and Suwanee, Ga.
- Attended North Gwinnett (Ga.) High School, where he played receiver and free safety. As senior, caught 32 passes for 800 yards and 10 touchdowns. Named first-team All-Conference, All-State and Super 11 Team selection by *The Atlanta Journal Constitution*. Rated 24th-best player in Georgia and 40th-best wide receiver in country by Rivals.com.
- Also played basketball and earned All-Conference and All-State honors.
- During high school, his AAU basketball team, the Georgia Stars, won a national championship.
- List of favorites: (movie) "Antwone Fisher"; (TV show) "SportsCenter"; (actors) Derek Luke and Halle Berry; (music artist) T.I.; (school subject) science; (car) S 550 Mercedes; (video game) Call of Duty: World at War; (food) Italian food; and (sports hero) Jerry Rice.
- Born Jared Alan Cook on April 7, 1987 in Birmingham, Ala.

COOK'S GAME-BY-GAME

2009 Tennessee Titans				RECEIVING					
Date	Opp.	W/L	P/S	No	Yds	Avg	Lg	TD	
Sept 10	@ Pit	L	IA						
Sept 20	Hou	L	p	0	0	-	0	0	
Sept 27	@ NYJ	L	p	0	0	-	0	0	
Oct 4	@ Jax	L	p	2	11	5.5	6	0	
Oct 11	Ind	L	p	3	27	9.0	11	0	
Oct 18	@ NE	L	p	0	0	-	0	0	
Nov 1	Jax	W	p	1	3	3.0	3	0	
Nov 8	@ SF	W	p	0	0	-	0	0	
Nov 15	Buf	W	p	1	4	4.0	4	0	
Nov 23	@ Hou	W	p	0	0	-	0	0	
Nov 29	Ari	W	p	2	29	14.5	17	0	
Dec 6	@ Ind	L	p	0	0	-	0	0	
Dec 13	StL	W	IA						
Dec 20	Mia	W	p	0	0	-	0	0	
Dec 25	SD	L	p	0	0	-	0	0	
Jan 3	@ Sea	W	p	0	0	-	0	0	
Totals		8-8	14/0	9	74	8.2	17	0	

JARED COOK'S NFL STATISTICS

REGULAR SEASON				RECEIVING					RUSHING				
Year	Team	GP	GS	No	Yds	Avg	Lg	TD	Att	Yds	Avg	Lg	TD
2009	Tennessee	14	0	9	74	8.2	17	0	0	0	-	0	0
NFL Totals		14	0	9	74	8.2	17	0	0	0	-	0	0


Single-Game Highs

Receptions - 3 vs. Indianapolis (10/11/09)
 Receiving Yards - 29 vs. Arizona (11/29/09)
 Long Reception - 17 vs. Arizona (11/29/09)
 Receiving Touchdowns - (none)

Additional Statistics

Tackles - 1 (2009)

38



RENNIE CURRAN

LINEBACKER • 5'11" • 230 lbs • COLLEGE: GEORGIA

ACQUIRED: D3b - 2010 • NFL EXP.: ROOKIE

HOMETOWN: SNELLVILLE, GA.

GAMES PLAYED/GAMES STARTED: 0/0 (PLAYOFFS: 0/0)



2010 QUICK STATS

GP/GS: 0/0 • 0 tackles, 0 sacks, 0 QBP, 0 INT, 0 PD, 0 FF, 0 FR

PRO: The Titans used a third-round draft choice in 2010 on one of the Southeastern Conference's top linebackers, former Georgia Bulldog Rennie Curran. An undersized and explosive player, Curran led the conference in tackles before entering the NFL with a year of college eligibility remaining. He has the opportunity as a rookie to become a key special teams performer and contend for playing time at linebacker.

CAREER HIGHLIGHTS:

- Curran led his team in tackles in both of his final two seasons at Georgia, becoming the first Bulldog since 1996-97 (Greg Bright) to record at least 100 tackles in back-to-back campaigns.
- Despite playing only three seasons at Georgia, Curran ranked 16th in school history with 298 career tackles.

TITANS TIDBITS:

- Curran is proud of his rich Liberian heritage. His middle name, Flomo, means "protector" or "provider" and has been passed down for three generations in his family. His parents, Rennie and Josie, came to the United States from Liberia in the 1980s and stayed when civil war broke out in their West African homeland. His mother earned her master's degree in nursing, and his father started a shoe repair business. Together, they used half of their income to support family members in Liberia and to bring many to the United States. Rennie Jr.'s great-grandfather was a tribal chief in Liberia and had 25 children, and his grandfather, Arthur Kulah, is a nationally-recognized church bishop who played an important role in the country's peace efforts during the 14-year war. Rennie Jr., who has never been to Liberia, hopes to soon earn enough money to take his entire family back to the country to visit.
- Since Curran was a junior in high school, former Atlanta Falcons Pro Bowl linebacker Jessie Tuggle has served as one of his mentors. Curran attended a football camp spearheaded by members of the Falcons, including Tuggle, an undersized former undrafted free agent who saw himself in Curran. The two have stayed in touch ever since then.
- Curran is a talented musician. He learned the drums, piano and viola in his youth, playing at his church and in his high school orchestra. He also now considers himself a budding music producer.
- He has earned a few nicknames from friends and teammates through the years, including Rock Man, Meatball and Liberian Dream.

CAREER TRANSACTIONS:

- The Snellville, Ga., native was selected by the Titans with their second pick in the third round (97th overall) of the 2010 NFL Draft.

COLLEGE:

• In three seasons, Curran played in 37 games at Georgia with 30 starts at weakside outside linebacker, including starts in his final 29 consecutive games. He left the college ranked 16th in school history with 298 career tackles, and he was the 10th player in school history to lead the team in tackles more than once in a career. With 115 tackles as a sophomore and 130 stops as a junior, he became the first Bulldog since 1996-97 (Greg Bright) to record back-to-back 100-plus tackle seasons. He added 6.5 sacks, 24 stops for losses, 34 quarterback pressures, four passes defended, two forced fumbles and one fumble recovery.

AS A JUNIOR (2009), was a finalist for the Chuck Bednarik Award and was named first-team All-SEC by Associated Press and the SEC coaches. Also earned team's Vince Dooley MVP Award. In 13 games (12 starts), recorded SEC-leading 130 tackles and added five tackles for loss, a half sack, 10 quarterback pressures and three pass break-ups. Led or tied for

team lead in tackles 11 different times. Registered 16 tackles inside the red zone, including seven on goalline plays.

- Against No. 4 LSU (10/3), set a new career high with 16 tackles, including 1.5 tackles for loss and a half sack.
- Notched 15-tackle games against South Carolina (9/12) and No. 7 Georgia Tech (11/28).

AS A SOPHOMORE (2008), was a Butkus Award finalist and was named first-team All-SEC by the league's coaches and second-team All-SEC by Associated Press. Also earned the team's Defensive MVP Award. Honored as the Collegiate Athlete of the Year by the Allied Athlete Group Foundation in Atlanta. Started all 13 games and led the team with 115 tackles, including a team-leading 10 tackles for loss and three sacks. Led the squad in tackles nine different times.

- Notched 14-tackle games against No. 8 Alabama (9/27) and at No. 11 LSU (10/25).
- At Kentucky (11/8), set a then-career high with 15 tackles.

AS A FRESHMAN (2007), appeared in 11 games (five starts) and recorded 53 tackles, nine tackles for loss and three sacks. Named first-team Freshman All-American by Rivals.com, second-team Freshman All-American by Scout.com and Honorable Mention by *The Sporting News*.

- Against Troy (11/3), posted five tackles and his first career sack.
- Against Kentucky (11/17), named SEC Freshman of the Week after leading team with season-high 13 tackles.
- Against Hawaii in Sugar Bowl (1/1/08), registered seven tackles and a pair of sacks in 41-10 victory.
- Majored in business management.

PERSONAL:

- Splits time between Nashville and Snellville, Ga., with a daughter, ELEANA.
- At Brookwood (Snellville, Ga.) High School, was named to the *Atlanta Journal-Constitution* Super Southern 100 and Class 5A First Team, Georgia Sports Writers Association Class 5A All-State Team, SuperPrep All-American and All-Dixie Team. As a junior, was named Gwinnett County Linebacker of the Year. Played fullback in addition to linebacker.
- Also spent one season on wrestling team and two seasons on track team in high school.
- Follow Curran on Twitter at @liberiandream35.
- List of favorites: (movie) "The Matrix"; (TV show) "Chappelle's Show"; (actor) Denzel Washington; (music artist) Pharrell Williams; (school subjects) social studies and history; (car) Dodge Challenger; (book) "The Purpose Driven Life"; (food) jollof rice; (sports hero) Michael Vick; and (sports teams as a child) Atlanta Braves and Atlanta Falcons.
- Born Rennie Flomo Curran Jr. on Nov. 10, 1988 in Atlanta, Ga.

RENNIE CURRAN'S COLLEGE STATISTICS

REGULAR SEASON		TACKLES									INTERCEPTIONS					FUMBLES		
Year	Team	GP	GS	Tot	Solo	Asst	Sk	Yds	QBP	TFL	No	Yds	Lg	TD	PD	FF	FR	Yds
2007	Georgia	11	5	53	41	12	3.0	10	10	9	0	0	-	0	0	0	0	0
2008	Georgia	13	13	115	63	52	3.0	27	12	10	0	0	-	0	0	2	0	0
2009	Georgia	13	12	130	66	64	0.5	2	10	5	0	0	-	0	0	0	1	3
College Totals		37	30	298	170	128	6.5	39	32	24	0	0	-	0	0	2	1	3

Single-Game Highs

Tackles - 16 vs. LSU (10/3/09)

Sacks - 2.0 vs. Hawaii (1/1/08)

Tackles For Loss - 2 (five times, last vs. Arizona State 9/20/08)

77



RYAN DURAND

GUARD • 6'5" • 305 lbs • COLLEGE: SYRACUSE
ACQUIRED: 7TH ROUND - 2009 • NFL EXP. (NFL/TITANS): 1/1
HOMETOWN: WALPOLE, N.H.
GAMES PLAYED/GAMES STARTED: 0/0 (PLAYOFFS: 0/0)



2010 QUICK STATS

GP/GS: 0/0

PRO: Ryan Durand enters his second season with the Titans after spending his entire rookie season on the team's practice squad. The 6-foot-5-inch, 305-pounder looks to use his athleticism and intelligence to compete for a reserve spot at guard for the Titans. Durand is a tall, strong player with good mobility. His strength and quick feet allow him to hold up against bigger defensive tackles in the NFL.

TITANS TIDBITS:

- Durand graduated from Syracuse with a 3.75 GPA and a degree in exercise science in December 2008. The four-time Big East All-Academic selection's post-football endeavors include going back to school to obtain a degree in physical therapy. Prior to the NFL Draft, he was accepted to study at his top post-grad choice, Springfield College.
- Durand's solid academic record and character put him in contention for the prestigious Vincent dePaul Draddy Trophy given to college football player with the best combination of academics, community service and on-field performance. He was a semifinalist for the award as a senior.

CAREER TRANSACTIONS:

- A native of Walpole, N.H., Durand was selected by the Titans in the seventh round (239th overall) of the 2009 NFL Draft.
- Waived on Sept. 5, 2009 and signed to the Titans' practice squad on Sept. 6, 2009.

SEASON RECAPS:

2009 (0/0): Spent the entire 2009 season on the Titans' practice squad.

COLLEGE:

- As a senior in 2008, started all 12 games at right guard and was tabbed a second-team All-Big East selection. Was invited to play in the East-West Shrine Game.
- Was instrumental in helping running back Curtis Brinkley become the eighth different player in Syracuse history to record 1,000 rushing yards in a season.
- As a junior, started 11 games at right guard and protected an offensive unit that amassed an average of 291.9 yards per game.
- As a sophomore in 2006, started all 12 games at right guard. Was one of only 13 players to start every game and was the only offensive lineman to start every game at the same position.
- As a redshirt freshman in 2005, played in seven games and made the travel squad for all 12 contests.
- As a freshman, was redshirted for the season and saw action on the scout team.
- Majored in health and exercise science at Syracuse.

PERSONAL:

- Single, splits time between Nashville and Walpole, N.H.
- Attended St. Bernard's Central Catholic (Fitchburg, Mass.) High School and was a four-year football letter-winner for coach Joe Hickey. Was selected a team captain as both a junior and senior.
- Rated fifth on PrepStar's top-10 list for offensive linemen in the East and PrepStar All-East Region selection in 2003. Labeled the top offensive lineman and fifth overall prospect in New England by Rivals.com. Selected the sixth-best player in New England by SuperPrep.
- Named 2003 Worcester Telegram & Gazette First Team Defensive All-Star and Boston Globe All-Conference selection.
- Earned team MVP award as a freshman, defensive MVP as a sophomore,

the Coaches Award as a junior and senior. Also received the Lineman Award as a senior.

- Lettered in track and field three seasons, specializing in the shot put and discus. Was a state semifinalist in the shot put as a senior.
- List of favorites: (movie) "Snatch"; (TV show) "South Park"; (actor) Arnold Schwarzenegger; (music artist/group) Metallica; (school subject) science; (car) pickup truck; (author) J.R.R. Tolkien; (video game) action games on Xbox 360; (pro sports team) Boston Red Sox; (sports hero) Dan Marino; and (food) Italian.
- Born Ryan James Durand on Nov. 17, 1985 in Worcester, Mass.

RYAN DURAND'S NFL STATISTICS

REGULAR SEASON

Year	Team	GP	GS
2009	Tennessee	0	0
NFL Totals		0	0



19



DOMINIQUE EDISON

WIDE RECEIVER • 6'2" • 201 lbs • COLLEGE: STEPHEN F. AUSTIN
ACQUIRED: 6TH ROUND - 2009 • NFL EXP. (NFL/TITANS): 2/2
HOMETOWN: SAN AUGUSTINE, TEXAS
GAMES PLAYED/GAMES STARTED: 5/0 (PLAYOFFS: 0/0)



2010 QUICK STATS

GP/GS: 0/0 • 0 receptions for 0 yards, 0 TDs

PRO: Dominique Edison won a roster spot in 2009 after an impressive showing in his first preseason. The rangy speedster exited Stephen F. Austin as one of the most productive wideouts in college football, hauling in 182 career receptions for 2,697 yards and 28 touchdowns. In 2009 pre-draft workouts, the 6-foot-2 receiver was timed in the 40-yard dash in 4.36 seconds.

TITANS TIDBITS:

- A four-sport athlete in high school, Edison won the Texas 2A title in 2004 in the 200-meter dash.
- Edison spent a large amount of his time during college working at the Boys & Girls Club of Nacogdoches.
- Edison says his most memorable college football moment occurred during his sophomore campaign, when he helped Stephen F. Austin defeat Northwestern State to capture the Chief Caddo Trophy, considered the largest trophy in all of sports.
- Edison became the 25th all-time Lumberjack to be drafted in the NFL and the first since 2002, joining the likes of kicker Mark Moseley, running back Larry Centers and linebacker Jeremiah Trotter.

CAREER TRANSACTIONS:

- The San Augustine, Texas, native was selected by the Titans in the sixth round (206th overall) in the 2009 NFL Draft.
- Waived on Oct. 15, 2009 and signed to the practice squad the next day.
- Re-signed to the Titans' 53-man roster on Nov. 14, 2009.

SEASON RECAPS:

- **2009 (5/0):** Played in five games as a rookie. He was inactive six times, did not play in two contests and served on the practice squad for an additional three weeks.
- Against Houston (9/20), made his NFL debut as a reserve.

COLLEGE:

• In 44 career games (32 starts) at Stephen F. Austin, including seven 100-yard performances, he totaled 182 receptions for 2,697 yards and 28 touchdowns. He finished his career ranked first in school history in receptions and second in touchdown receptions and receiving yards. In Southland Conference history, he ranked second in career receptions and second in touchdown receptions.

• As a senior (2008), started all 12 games and set school record with 67 receptions. Yardage total of 1,016 yards marked fourth 1,000-yard season by receiver in school history. Averaged 15.2 yards per reception and 84.7 yards per game (fourth in conference). Recorded four 100-yard receiving games. Posted 18 touchdown receptions, setting school and conference records and finishing second in nation. Had two games with three touchdowns and six games with two touchdowns. Earned first-team All-Southland Conference honors and was named third-team All-American by Sports Network.

• As a junior (2007), played in 11 games with 10 starts and led team with 55 receptions for 582 yards. Contributed one touchdown reception. Finished second in SLC in receptions per game (5.0), and sixth in league in receiving yards per game (52.9).

• As a sophomore (2006), played and started in 10 games and was honorable mention All-SLC selection. Caught 30 passes for 543 yards and five touchdowns, finishing second in SLC with 54.3 yards per game.

• As a freshman (2005), played in 11 games and caught 30 passes for 556 yards and four touchdowns. Finished ninth in SLC averaging 50.5 yards per game.

- Redshirted in 2004.
- Majored in kinesiology.

PERSONAL:

- Single, splits time between Nashville and San Augustine, Texas.
- At San Augustine (Texas) High School, recorded 90 catches for 1,916 yards and 17 touchdowns during career and helped Wolves to 2003 State 2A Championship.
- Four-sport star also was All-District centerfielder, District MVP in basketball and won 200-meter state track title.
- Was vice president of high school class as junior.
- List of favorites: (movie) "Scarface"; (TV show) "The Game"; (actor) Martin Lawrence; (music artist) Lil Wayne; (school subject) physics; (car) Range Rover; (video game) Madden NFL; and (food) barbecue.
- Born Dominique Jamaar Edison on July 16, 1986 in San Augustine, Texas.

EDISON'S GAME-BY-GAME

2009 Tennessee Titans				RECEIVING					
Date	Opp.	W/L	P/S	No	Yds	Avg	Lg	TD	
Sept 10	@ Pit	L	DNP						
Sept 20	Hou	L	p	0	0	-	0	0	
Sept 27	@ NYJ	L	p	0	0	-	0	0	
Oct 4	@ Jax	L	IA						
Oct 11	Ind	L	IA						
Oct 18	@ NE	L	PS						
Nov 1	Jax	W	PS						
Nov 8	@ SF	W	PS						
Nov 15	Buf	W	p	0	0	-	0	0	
Nov 23	@ Hou	W	p	0	0	-	0	0	
Nov 29	Ari	W	DNP						
Dec 6	@ Ind	L	p	0	0	-	0	0	
Dec 13	StL	W	IA						
Dec 20	Mia	W	IA						
Dec 25	SD	L	IA						
Jan 3	@ Sea	W	IA						
Totals		8-8	5/0	0	0	-	0	0	

DOMINIQUE EDISON'S NFL STATISTICS

REGULAR SEASON				RECEIVING					RUSHING				
Year	Team	GP	GS	No	Yds	Avg	Lg	TD	Att	Yds	Avg	Lg	TD
2009	Tennessee	5	0	0	0	-	-	0	0	0	-	0	0
NFL Totals		5	0	0	0	-	-	0	0	0	-	0	0


Single-Game Highs

Receptions - (none)
 Receiving Yards - (none)
 Long Reception - (none)
 Receiving Touchdowns - (none)

Additional Statistics

Special Teams Tackles - 1 (2009)

31



CORTLAND FINNEGAN

CORNERBACK • 5'10" • 188 lbs • COLLEGE: SAMFORD
ACQUIRED: 7TH ROUND - 2006 • NFL EXP. (NFL/TITANS): 5/5
HOMETOWN: MILTON, FLA.
GAMES PLAYED/GAMES STARTED: 61/47 (PLAYOFFS: 2/2)



2010 QUICK STATS

GP/GS: 0/0 • 0 tackles, 0 sacks, 0 QBP, 0 INT, 0 PD, 0 FF, 0 FR

PRO BOWLS



2008

PRO: An elite cornerback recognized for his blazing speed and a feisty attitude, Cortland Finnegan is one of the team's defensive leaders. Despite his humble entry to the league from Samford University, the former seventh-round draft choice is frequently mentioned alongside the NFL's top players at his position. He has been named to one Pro Bowl (2008).

CAREER HIGHLIGHTS:

- In his first four NFL seasons (2006-09), played in 61 games (47 starts) and totaled 321 tackles, four sacks, 11 interceptions and 56 passes defended.
- With five interceptions in each of the 2008 and 2009 seasons, he became the first Titans player to record back-to-back five interception efforts since Daryll Lewis (1994-97).
- Was named to his first Pro Bowl in 2008 and earned first-team All-Pro honors after he led the club with 20 passes defended and finished tied for sixth in the NFL with five interceptions.
- Received a multi-year contract extension during the 2008 preseason.
- As a rookie in 2006, the former college safety played cornerback for the first time, mostly used in nickel and dime packages. He won a starting job at the beginning of 2007 and has been in the lineup ever since.
- In 2006 pre-draft workouts, impressed scouts when he was timed in the 40-yard dash at 4.33 seconds, bench pressed 225 pounds 14 times and recorded a 44-inch vertical jump.

TITANS TIDBITS:

- Finnegan was raised in a single-family home by his mother, Linda Finnegan, who retired from the Army after 20 years, including three years in Korea when Cortland was a young child.
- Finnegan was the first Samford University player drafted into the NFL since 1969, when Gary Fleming was selected in the seventh round by the Baltimore Colts.
- Finnegan has talked about becoming a volunteer firefighter and a football coach after his playing career ends.
- In 2009, he launched his own foundation, ARK 31. The name of the foundation came to him while watching the movie *Evan Almighty*, as the audience is told to change the world "one act of random kindness at a time." He added his jersey number to the name, and soon the organization was launched.
- One of ARK 31's signature events is "Karaoke for the Cure," a fundraiser in which Titans players and celebrities make their best efforts at singing in order to raise money for The Leukemia & Lymphoma Society (LLS). Other ARK 31 events include a celebrity golf tournament in Lewisburg, Tenn.; a football camp in Milton, Fla.; "Kid's Carnival Day" at the Nashville Zoo; and "Cortland's Christmas Dinner" for families from LLS and Special Olympics of Middle Tennessee. More information is available at the organization's website, www.ARK31.org.
- Part of his passion for helping special needs children comes from his own family's history. His older sister, Felicia, had Down syndrome and passed away at age seven from complications with her disorder.

CAREER TRANSACTIONS:

- The Milton, Fla., native was selected with the Titans' first pick of the seventh round (215th overall) in the 2006 NFL Draft.

SEASON RECAPS:

2009 (13/13): Played and started in 13 games and led the team with five interceptions, tying for fifth in the AFC (12th in the NFL). Added 76 tackles and a team-high 13 passes defended. A hamstring injury kept him off the field for a total of three games (10/4 at Jacksonville, 10/11 vs. Indianapolis

and 10/18 at New England).

- At Pittsburgh (9/10), recorded 10 tackles and one interception. On the last play of the first half, he intercepted a Ben Roethlisberger pass and returned the ball 80 yards as time expired.
- At N.Y. Jets (9/27), tallied four tackles and one pass defended before leaving the game with a hamstring injury.
- Against Jacksonville (11/1), returned from a hamstring injury to tally four tackles, one interception and two passes defended. On a pass thrown by David Garrard in the fourth quarter, he ended a Jaguars threat with an interception at the three-yard line. He returned the ball 35 yards. It was his second interception of the season and eighth of his career.
- At San Francisco (11/8), tied for the team lead and tied his career high with 11 tackles. In the fourth quarter, he delivered what proved to be the game-winning touchdown when he intercepted an Alex Smith pass and raced 39 yards for the score. It was his third career touchdown, his second on an interception. Finnegan's ninth career interception came one week after intercepting a pass against the Jaguars.
- Against Buffalo (11/15), posted eight tackles and helped limit Terrell Owens to three receptions.
- Against Arizona (11/29), he registered seven tackles and two passes defended in the Titans' 20-17 come-from-behind victory. He helped limit the Arizona passing attack to 217 net yards in the 20-17 victory.
- At Indianapolis (12/6), notched three tackles and one pass defended and helped limit Reggie Wayne to four receptions for 48 yards and no touchdowns.
- Against St. Louis (12/13), he totaled four tackles, two interceptions and three passes defended. Picked off a Keith Null pass in the final minute of the first half and then in the final seconds of the game added his second interception, which he returned 41 yards. The game marked his second career two-interception performance.

2008 (16/16, 1/1): Started every game for the second consecutive year. He was second on the team and tied for sixth in the NFL (tied for fourth in AFC) with a career-high five interceptions, including a franchise-record 99-yard touchdown return against Houston (9/21). He led the team with a career-high 20 passes defended and within individual games led or tied for the team lead in passes defended seven times (vs. JAX, at CIN, vs. MIN, vs. IND, vs. GB, at CHI, vs. NYJ). Selected to start in his first career Pro Bowl. Additionally, he earned Associated Press All-Pro honors and was named All-NFL or All-Pro by *Dallas Morning News*, *NBCSports.com*, *Pro Football Weekly/Professional Football Writers of America*, *Sporting News* and *Sports Illustrated*.

- Against Jacksonville (9/7), named AFC Defensive Player of the Week after setting career high with two interceptions. Picked off David Garrard pass to Troy Williamson at Tennessee 14-yard line in third quarter and jumped pass intended for Matt Jones in fourth quarter. His statistics also included seven tackles and three passes defended.
- At Cincinnati (9/14), tallied five tackles and one interception. Picked off Carson Palmer pass in fourth quarter to give him three interceptions in first two games of season.
- Against Houston (9/21), set franchise record with 99-yard interception return for touchdown. Picked off Matt Schaub pass at one-yard line with less than two minutes to play and raced into end zone, surpassing previous team record of 98 yards by Pete Jaquess and Darryll Lewis. It was Finnegan's third consecutive game with an interception.
- At Chicago (11/9), recorded fourth career sack, team-high three passes defended and six tackles. Dropped Rex Grossman for two-yard sack in fourth quarter. In first quarter, tipped pass into the air that was then intercepted by Chris Hope. His fourth-down pass breakup on Chicago's

final drive allowed Titans to take possession and seal victory.

- Against N.Y. Jets (11/23), posted six tackles, one interception and two passes defended. Notched fifth interception of season in second quarter, picking off pass from Brett Favre intended for Laveranues Coles.
- In Divisional Playoff against Baltimore (1/10), posted two tackles and one pass defended.

2007 (16/16, 1/1): Started all 16 games in second season and led team with 16 passes defended. Tied for third on team with 109 tackles and added one interception, one sack, one tackle for loss, one quarterback pressure and one forced fumble.

- Against Indianapolis (9/16), recorded first career interception. Stepped in front of a Peyton Manning pass intended for Reggie Wayne and raced 14 yards to help set up a touchdown three plays later. Also credited with seven tackles in the game.
- In Wild Card Game at San Diego (1/6), recorded nine tackles, one interception, one sack and one forced fumble in playoff debut. In first quarter, he sacked Philip Rivers and forced fumble. In second quarter, intercepted a Rivers pass in end zone.

2006 (16/2): Played in all 16 games with two starts (nickel back 10/15 at Washington, left cornerback 11/19 at Philadelphia). Totaled 57 tackles, two sacks, three quarterback pressures, one tackle for loss, seven passes defended, one forced fumble, one fumble recovery and one touchdown. Also tied for fourth on the team with 15 special teams tackles and one fumble recovery.

- At Philadelphia (11/19), started at left cornerback for an injured Reynaldo Hill. Tied team-high with career-high 11 tackles and then-career-high two passes defended.
- Against Jacksonville (12/17), scored his first career touchdown when he recovered a David Garrard fumble (caused by David Thornton) and returned it 92 yards for a score. It was third-longest fumble return for a touchdown in franchise history.

COLLEGE:

- During four-year career at Samford, named first-team All-OVC three times as a safety and totaled 338 tackles, seven tackles for loss, nine interceptions, 26 passes defended, three forced fumbles and three fumble recoveries. As return specialist, returned 70 kickoffs for 1,980 yards (28.3 avg.) with three touchdowns and returned 14 punts for 212 yards (15.1 avg.) and one touchdown. Set NCAA Division 1-AA career record with 28.3 kickoff return average and set Samford single game record with 263 kickoff return yards in 2002.

- As senior, named first-team All-American by NFL Draft Report, first-team All-American by American Football Coaches Association and first-team All-OVC for third consecutive year. Started every game at free safety and led team with 98 tackles for third consecutive season and added two tackles for loss, one interception, seven passes defended, one forced fumble and one fumble recovery. Ranked first in OVC conference with 15.1 punt return average, while returning 14 punts for 212 yards and one touchdown. Ranked second in OVC conference with 25.1 kickoff return average on 15 returns for 376 yards.
- Majored in education and minor in family studies.

PERSONAL:

- Splits time between Nashville and Milton, Fla.
- At Milton (Fla.) High School, earned first-team All-State, All-Northwest Florida and 3A District Player of the Year as senior. Named team captain and Most Valuable Player, posting 22 receptions for 403 yards with 11 rushing touchdowns on offense and recorded 115 tackles with five interceptions in 2001.
- Also was starting point guard for all four years on high school basketball team.
- Honored in 2009 by The Cystic Fibrosis Foundation as one of Nashville's "Top 30 Under 30."
- In December 2009, was named to USA Football's inaugural "All-Fundamentals" Team, a 26-man roster of the NFL's most fundamentally-sound players who also commit themselves to service in their communities.
- Named a Titans Community All-Star in 2008 due in large part to his involvement with The Leukemia & Lymphoma Society, Special Olympics of Middle Tennessee and Young Life Christian Ministries.
- He was nominated as a candidate for The Leukemia & Lymphoma Society's Man & Woman of the Year in 2008 after taking a leadership role in the charity's "Light the Night Walk" and his annual "Karaoke for the Cure" event.
- He donates money to LLS and Special Olympics for every tackle he makes and also donates game tickets to the non-profits.
- With his support for Young Life, he has helped underprivileged children participate in Christian camps and activities.
- While at Samford, completed an internship at Lakeshore Foundation Sports Rehabilitation Center for children and adults with special needs.
- List of favorites: (movies) "Armageddon" and "For the Love of the Game"; (music artists) Sugarland and Rascal Flatts; (actor/actress) Denzel Washington/Hilary Swank; (sports hero) Barry Sanders; (food) Ham and Yams; (car) Pinto; and (vacation getaway) The beaches in Florida.
- Born Cortland Temujin Finnegan on Feb. 2, 1984 in Fayetteville, N.C.

FINNEGAN'S GAME-BY-GAME

2006 Tennessee Titans

Date	Opp	W/L	P/S	Tot Solo	Asst	Sk	-Yds	QBP	TFL	Int	-Yds	-TD	PD	FF	FR	-Yds	SpT		
Sept 10	NYJ	L	p	2	2	0	1.0	10	1	0	0	0	1	1	0	0	1		
Sept 17	@SD	L	p	2	2	0	0.0	0	0	0	0	0	0	0	0	0	1		
Sept 24	@Mia	L	p	4	4	0	1.0	0	1	1	0	0	0	0	0	0	0		
Oct 1	Dal	L	p	2	1	1	0.0	0	0	0	0	0	0	0	0	0	1		
Oct 8	@Ind	L	p	3	3	0	0.0	0	0	0	0	0	0	0	0	0	1		
Oct 15	@Was	W	S	2	2	0	0.0	0	0	0	0	0	0	0	0	0	2		
Oct 29	Hou	W	p	7	4	3	0.0	0	0	0	0	0	1	0	0	0	0		
Nov 5	@Jax	L	p	0	0	0	0.0	0	0	0	0	0	0	0	0	0	0		
Nov 12	Bal	L	p	4	4	0	0.0	0	0	0	0	0	0	0	0	0	3		
Nov 19	@Phi	W	S	11	9	2	0.0	0	0	0	0	0	2	0	0	0	1		
Nov 26	NYG	W	p	1	0	1	0.0	0	0	0	0	0	1	0	0	0	1		
Dec 3	Ind	W	p	2	1	1	0.0	0	0	0	0	0	1	0	0	0	1		
Dec 10	@Hou	W	p	4	4	0	0.0	0	0	0	0	0	0	0	0	0	0		
Dec 17	Jax	W	p	3	3	0	0.0	0	0	0	0	0	0	1	0	1	92		
Dec 24	@Buf	W	p	7	5	2	0.0	0	1	0	0	0	1	0	0	0	1		
Dec 31	NE	L	p	3	3	0	0.0	0	0	0	0	0	0	0	0	0	1		
Totals				8-8	16/2	57	47	10	2.0	10	3	1	0	0	7	1	1	92	15

2007 Tennessee Titans

Date	Opp	W/L	P/S	Tot Solo	Asst	Sk	-Yds	QBP	TFL	Int	-Yds	-TD	PD	FF	FR	-Yds	SpT		
Sept 9	@Jax	W	S	5	5	0	0.0	0	0	0	0	0	0	0	3	0	0	1	
Sept 16	Ind	L	S	7	5	2	0.0	0	0	0	1	14	0	1	0	0	1		
Sept 24	@NO	W	S	3	3	0	0.0	0	0	0	0	0	0	1	0	0	1		
Oct 7	Atl	W	S	8	8	0	0.0	0	1	0	0	0	1	0	0	0	0		
Oct 14	@TB	L	S	7	4	3	0.0	0	0	0	0	0	0	1	0	0	0		
Oct 21	@Hou	W	S	5	3	2	1.0	7	0	0	0	0	0	2	0	0	0		
Oct 28	Oak	W	S	6	6	0	0.0	0	0	1	0	0	0	0	0	0	0		
Nov 4	Car	W	S	6	5	1	0.0	0	0	0	0	0	0	1	0	0	0		
Nov 11	Jax	L	S	7	3	4	0.0	0	0	0	0	0	0	0	0	0	0		
Nov 19	@Den	L	S	3	3	0	0.0	0	0	0	0	0	0	1	0	0	0		
Nov 25	@Cin	L	S	9	8	1	0.0	0	0	0	0	0	0	0	0	0	1		
Dec 2	Hou	W	S	8	5	3	0.0	0	0	0	0	0	0	2	0	0	0		
Dec 9	SD	L	S	10	7	3	0.0	0	0	0	0	0	0	2	0	0	0		
Dec 16	@KC	W	S	11	8	3	0.0	0	0	0	0	0	0	1	0	0	0		
Dec 23	NYJ	W	S	8	7	1	0.0	0	0	0	0	0	0	0	0	0	0		
Dec 30	@Ind	W	S	6	4	2	0.0	0	0	0	0	0	0	0	0	0	0		
Totals				10-6	16/16	109	84	25	1.0	7	1	1	1	14	0	16	0	0	4
Playoffs																			
Jan 6	@SD	L	S	9	7	2	1.0	10	0	0	1	0	0	1	1	0	0	0	
Totals				0-1	1/1	9	7	2	1.0	10	0	0	1	0	0	1	1	0	0

FINNEGAN'S GAME-BY-GAME CONT.

2008 Tennessee Titans

Date	Opp	W/L	P/S	Tot	Solo	Asst	Sk	- Yds	QBP	TFL	Int	- Yds	-TD	PD	FF	FR	- Yds	SpT	
Sept 7	Jax	W	S	7	6	1	0.0	0	0	0	2	1	0	3	0	0	0	0	
Sept 14	@ Cin	W	S	5	3	2	0.0	0	0	0	1	0	0	1	0	0	0	0	
Sept 21	Hou	W	S	7	4	3	0.0	0	0	0	1	99	1	2	0	0	0	0	
Sept 28	Min	W	S	7	6	1	0.0	0	0	0	1	0	0	1	0	0	0	0	
Oct 5	@ Bal	W	S	7	6	1	0.0	0	0	0	0	0	0	0	0	0	0	0	
Oct 19	@ KC	W	S	3	1	2	0.0	0	0	1	0	0	0	0	0	0	0	0	
Oct 27	Ind	W	S	5	5	0	0.0	0	0	0	0	0	0	2	0	0	0	0	
Nov 2	GB	W	S	5	4	1	0.0	0	0	0	0	0	0	3	0	0	0	0	
Nov 9	@ Chi	W	S	6	4	2	1.0	2	0	0	0	0	0	3	0	0	0	0	
Nov 16	@ Jax	W	S	2	2	0	0.0	0	0	0	0	0	0	1	0	0	0	0	
Nov 23	NYJ	L	S	6	5	1	0.0	0	0	0	1	0	0	2	0	0	0	0	
Nov 27	@ Det	W	S	5	4	1	0.0	0	0	0	0	0	0	0	0	0	0	0	
Dec 7	Cle	W	S	3	2	1	0.0	0	1	0	0	0	0	1	0	0	0	0	
Dec 14	@ Hou	L	S	4	3	1	0.0	0	1	0	0	0	0	0	0	0	0	0	
Dec 21	Pit	W	S	6	5	1	0.0	0	0	0	0	0	0	1	0	0	0	0	
Dec 28	@ Ind	L	S	1	1	0	0.0	0	0	0	0	0	0	0	0	0	0	0	
Totals				13-3	16/16	79	61	18	1.0	2	2	2	5	100	1	20	0	0	
Playoffs																			
Jan 10	Bal	L	S	2	1	1	0.0	0	NA	0	0	0	0	1	0	0	0	0	0
Totals				0-1	1/1	2	1	1	0.0	0	NA	0	0	0	1	0	0	0	0

2009 Tennessee Titans

Date	Opp	W/L	P/S	Tot	Solo	Asst	Sk	- Yds	QBP	TFL	Int	- Yds	-TD	PD	FF	FR	- Yds	SpT	
Sept 10	@ Pit	L	S	10	7	3	0.0	0	0	0	0	1	80	0	1	0	0	0	0
Sept 20	Hou	L	S	4	3	1	0.0	0	0	0	0	0	0	0	0	0	0	0	0
Sept 27	@ NYJ	L	S	4	4	0	0.0	0	0	0	0	0	0	0	0	1	0	0	0
Oct 4	@ Jax	L	IA																
Oct 11	Ind	L	IA																
Oct 18	@ NE	L	IA																
Nov 1	Jax	W	S	4	2	2	0.0	0	0	0	1	35	0	2	0	0	0	0	0
Nov 8	@ SF	W	S	11	9	2	0.0	0	0	0	1	39	1	1	0	0	0	0	0
Nov 15	Buf	W	S	8	5	3	0.0	0	0	0	0	0	0	0	0	0	0	0	0
Nov 23	@ Hou	W	S	5	5	0	0.0	0	0	0	0	0	0	0	0	0	0	0	0
Nov 29	Ari	W	S	7	4	3	0.0	0	0	0	0	0	0	0	2	0	0	0	0
Dec 6	@ Ind	L	S	3	2	1	0.0	0	0	0	0	0	0	1	0	0	0	0	0
Dec 13	StL	W	S	4	3	1	0.0	0	0	0	2	40	0	3	0	0	0	0	0
Dec 20	Mia	W	S	5	3	2	0.0	0	0	0	0	0	0	0	0	0	0	0	0
Dec 25	SD	L	S	9	9	0	0.0	0	0	0	0	0	0	0	0	0	0	0	0
Jan 3	@ Sea	W	S	2	1	1	0.0	0	0	0	0	0	0	2	0	0	0	0	0
Totals				8-8	13/13	76	57	19	0.0	0	0	0	5	194	1	13	0	0	0

CORTLAND FINNEGAN'S NFL STATISTICS

REGULAR SEASON

Year	Team	GP	GS	TACKLES						INTERCEPTIONS					FUMBLES				
				Tot	Solo	Asst	Sk	Yds	QBP	TFL	No	Yds	Lg	TD	PD	FF	FR	Yds	SpT
2006	Tennessee	16	2	57	47	10	2.0	10.0	3	1	0	0	0	7	1	1	92	15	
2007	Tennessee	16	16	109	84	25	1.0	7.0	1	1	1	14	14	0	16	0	0	0	4
2008	Tennessee	16	16	79	61	18	1.0	2.0	2	2	5	100	99t	1	20	0	0	0	0
2009	Tennessee	13	13	76	57	19	0.0	0.0	0	0	5	194	80	1	13	0	0	0	0
NFL Totals		61	47	321	249	72	4.0	19.0	6	4	11	308	99t	2	56	1	1	92	19

REGULAR SEASON

Year	Team	No	FC	PUNT RETURNS				KICKOFF RETURNS				
				Yds	Avg	Lg	TD	No	Yds	Avg	Lg	TD
2006	Tennessee	0	0	0	-	-	0	0	0	-	-	0
2007	Tennessee	2	3	11	5.5	9	0	0	0	-	-	0
2008	Tennessee	0	0	0	-	-	0	0	0	-	-	0
2009	Tennessee	4	1	14	3.5	11	0	0	0	-	-	0
NFL Totals		6	4	25	4.2	11	0	0	0	-	-	0

PLAYOFFS

Year	Team	GP	GS	TACKLES						INTERCEPTIONS					FUMBLES				
				Tot	Solo	Asst	Sk	Yds	QBP	TFL	No	Yds	Lg	TD	PD	FF	FR	Yds	SpT
2007	Tennessee	1	1	9	7	2	1.0	10.0	0	0	1	0	-	0	1	1	0	0	0
2008	Tennessee	1	1	2	1	1	0.0	0.0	0	0	0	0	-	0	1	0	0	0	0
Playoff Totals		2	2	11	8	3	1.0	10.0	0	0	1	0	-	0	2	1	0	0	0

PLAYOFFS

Year	Team	No	FC	PUNT RETURNS				KICKOFF RETURNS				
				Yds	Avg	Lg	TD	No	Yds	Avg	Lg	TD
2007	Tennessee	0	0	0	-	-	0	0	0	-	-	0
2008	Tennessee	0	0	0	-	-	0	0	0	-	-	0
NFL Totals		0	0	0	-	-	0	0	0	-	-	0

Single-Game Highs

- Tackles - 11 (three times, last at San Francisco 11/8/09)
- Sacks - 1.0 (four times, last at Chicago 11/9/08)
- Interceptions - 2 (twice, last vs. St. Louis 12/13/09)
- Interception Long - 99t vs. Houston (9/21/08)
- Passes Defensed - 3 (five times, last vs. St. Louis 12/13/09)
- Forced Fumble - 1 vs. N.Y. Jets (9/10/06)
- Fumble Recovery - 1 vs. Jacksonville (12/17/06)
- Punt Returns - 4 at Pittsburgh (9/10/09)
- Punt Return Yards - 14 at Pittsburgh (9/10/09)
- Punt Return Long - 11 at Pittsburgh (9/10/09)
- Special Teams Tackles - 3 vs. Baltimore (11/12/06)

Playoff Single-Game Highs

- Tackles - 9 at San Diego (1/6/08)
- Sacks - 1 at San Diego (1/6/08)
- Interceptions - 1 at San Diego (1/6/08)
- Passes Defensed - 1 (twice, last vs. Baltimore 1/10/09)

Additional Statistics

- Touchdowns - 3 (92-yard fumble return vs. Jacksonville 12/17/06, 99-yard interception return vs. Houston 9/21/08, 39-yard interception return at San Francisco 11/8/09)

78



JACOB FORD

DEFENSIVE END • 6'4" • 252 lbs • COLLEGE: CENTRAL ARKANSAS
ACQUIRED: 6TH ROUND - 2007 • NFL EXP. (NFL/TITANS): 4/4
HOMETOWN: MEMPHIS, TENN.
GAMES PLAYED/GAMES STARTED: 29/3 (PLAYOFFS: 1/0)



2010 QUICK STATS

GP/GS: 0/0 • 0 tackles, 0 sacks, 0 QBP, 0 INT, 0 PD, 0 FF, 0 FR

PRO: Now in his fourth NFL season, former sixth-round draft pick Jacob Ford is one of the most established pass rushers on the squad. From 2008 to 2009, no other Titans defender had more than Ford's 12.5 total sacks. The athletically-gifted Ford was one of the fastest defensive ends available in the 2007 rookie pool, but his talents were only briefly on display for the Titans before a left Achilles' injury in his first training camp resulted in his placement on injured reserve. He returned from the injury in 2008 to post seven sacks and followed that with a team-high 5.5 sacks in 2009.

CAREER HIGHLIGHTS:

- Ford finished second on the team and sixth among all AFC defensive ends in 2008 with a career-high seven sacks.
- Ford's unique path to the NFL included one year at the University of Memphis, two years out of college, one season at Holmes Community College in Goodman, Miss., and finally two seasons at Central Arkansas.
- At the 2007 scouting combine, he ran the 40-yard dash in 4.68 seconds, the second-best time among defensive ends.

TITANS TIDBITS:

- Jacob Ford's father, the late Fred "Sweet Daddy Goodlow" Ford, was an internationally renowned jazz musician best known for his talents on the baritone saxophone. He played and recorded music with countless stars in the music business, such as Little Richard, B.B. King, Ray Charles and Jerry Lee Lewis, among others. Perhaps Sweet Daddy Goodlow's most popular collaboration was with Big Mama Thornton on the original 1952 hit single "Hound Dog."
- His mother, Bennie Nelson West, is an accomplished ceramic artist and sits on the board of directors for the Memphis Black Arts Alliance. Ford has donated resources to the organization, which promotes and teaches music, visual arts and dance in the community.
- The Ford family was forced to endure a great tragedy during Jacob's senior season at Central Arkansas, when the youngest daughter in the family, Sarah June, passed away in December 2006 due to a pulmonary embolism.
- Ford earned his chance to play in the NFL under difficult circumstances. After being named to the All-Freshman Conference USA team in 2001, he spent the following two years out of college and out of football. He worked primarily in Memphis and Houston for FedEx and Hewlett Packard, respectively, loading trucks and sorting packages for deliveries. In 2004, he enrolled at Holmes (Goodman, Miss.) Community College and then spent his final two college seasons at Central Arkansas, the only school willing to give him a chance to continue his career.

CAREER TRANSACTIONS:

- The Memphis, Tenn., native was originally selected by the Titans in the sixth round (204th overall) of the 2007 NFL Draft. He became the highest draft pick in Central Arkansas history.

SEASON RECAPS:

- 2009 (15/0):** In 15 games, led the team with 5.5 sacks and finished fourth on the team with 15 quarterback pressures. Also collected 38 tackles, two tackles for loss and one forced fumble. Led or tied for the team lead in sacks four times (at NYJ, vs. JAX, vs. MIA, vs. SD) and tied for the team lead in quarterback pressures four times in 2009 (vs. IND, vs. JAX, at IND, vs. STL).
- At Pittsburgh (9/10), teamed with William Hayes to sack Ben Roethlisberger for an eight-yard loss late in the second quarter.
 - At N.Y. Jets (9/27), dropped Mark Sanchez for a nine-yard sack in the third quarter.

- Against Indianapolis (10/11), forced an errant Peyton Manning pass that was intercepted by Keith Bulluck in the first quarter and stuffed Joseph Addai for a one-yard loss in the fourth quarter.
- Against Jacksonville (11/1), collected a sack and three quarterback pressures. Dropped David Garrard for a six-yard sack in the third quarter.
- At San Francisco (11/8), came off the edge and strip-sacked Alex Smith with the ball being recovered by Keith Bulluck at the 49ers' 36-yard line.
- Against Miami (12/20), ended a Dolphins' drive by sacking Chad Henne for a two-yard loss on third-and-nine in the first quarter.
- Against San Diego (12/25), sacked Philip Rivers for a five-yard loss in the second quarter.

- 2008 (14/3, 1/0):** In his second NFL season and first on the team's 53-man roster, Ford finished second on the squad and ranked sixth among AFC defensive ends with seven sacks. Led or tied for team lead in sacks six times (vs. GB, at JAX, at DET, vs. CLV, at HST, at IND). Also tallied nine quarterback pressures and two forced fumbles. Missed two games (9/14 at Cincinnati and 9/21 vs. Houston) with chest injury.
- At Baltimore (10/5), saw most significant action to date at defensive end after Kyle Vanden Bosch left game in first half with an injury. Registered five tackles and quarterback pressure in comeback victory.
 - Against Indianapolis (10/27), made first career NFL start and notched five tackles, one tackle for loss and one quarterback pressure in Monday Night Football victory.
 - Against Green Bay (11/2), posted career-high two sacks and a forced fumble in overtime victory. Sacked Aaron Rodgers for 10-yard loss and forced fumble that was recovered by Stephen Tulloch and added another eight-yard sack in third stanza.
 - At Jacksonville (11/16), sacked David Garrard on third down late in fourth quarter and totaled four tackles in game.
 - At Detroit (11/27), collected two tackles, one sack, one forced fumble and two quarterback pressures in Thanksgiving victory. Dropped Drew Henson for sack while forcing fumble in fourth quarter.
 - At Houston (12/14), posted four tackles, one quarterback pressure and six-yard sack of Matt Schaub.
 - At Indianapolis (12/28): Started at defensive end and notched season-high seven tackles, one sack and one quarterback pressure. Sacked Peyton Manning for four-yard loss in first quarter.

2007 (0/0): Injured his left Achilles' tendon in practice on Aug. 13 and was placed on injured reserve on Aug. 20.

COLLEGE:

- In two seasons at Central Arkansas, totaled 102 tackles, 17 sacks and 32.5 tackles for loss.
- As a senior (2006), named first-team All-American by College Sports Report after starting all 10 games and leading the team with eight sacks and 15.5 tackles for loss. Added 48 tackles, four passes defensed, three forced fumbles and one fumble recovery.
- As a junior (2005) at Central Arkansas, named first-team All-Gulf South Conference, first-team All-Region and second-team All-American after starting all 14 games for Bears team that made NCAA Div. II quarterfinals.
- As a sophomore (2004) at Holmes Community College (Goodman, Miss.), played nine games and earned All-State honors.
- Was not enrolled in college during 2002 and 2003 seasons.
- As a freshman (2001) at Memphis, earned Freshman All-Conference USA honors after appearing in 10 games.
- Majored in mass communications.

PERSONAL:

- Married to Doné with son, Brandon, splits time between Nashville and Memphis, Tenn.
- At Melrose (Memphis, Tenn.) High School, earned All-Shelby Metro, Prep Star All-Southeast Region and High Tech Tennessee's Top Prospect List honors as senior two-way lineman. Registered 229 tackles and 32 sacks during career and helped team win 1998 State Championship.
- Also ran track three seasons, competing in 110m and 300m hurdles.
- Enjoys drawing and painting portraits and landscapes.

- Has donated time and resources to the non profits Ellie's Run for Africa, Invisible Children and Action for Healthy Kids.
- List of favorites: (movie) "300"; (TV show) "SportsCenter"; (actor) Will Smith; (musicians) Fred Ford; (sports hero) Jason Taylor; (school subject) history; (video game) Street Fighter IV; and (food) sushi.
- Born Jacob Aaron Taylor Ford on July 20, 1983 in Memphis, Tenn.

FORD'S GAME-BY-GAME

2008 Tennessee Titans

Date	Opp	W/L	P/S	Tot	Solo	Asst	Sk	- Yds	QBP	TFL	Int	- Yds	-TD	PD	FF	FR	- Yds	SpT	
Sept 7	Jax	W	p	0	0	0	0.0	0	0	0	0	0	0	0	0	0	0	0	0
Sept 14	@ Cin	W	IA																
Sept 21	Hou	W	IA																
Sept 28	Min	W	p	0	0	0	0.0	0	1	0	0	0	0	1	0	0	0	0	0
Oct 5	@ Bal	W	p	5	3	2	0.0	0	1	0	0	0	0	0	0	0	0	0	0
Oct 19	@ KC	W	p	3	1	2	0.0	0	0	0	0	0	0	0	0	0	0	0	0
Oct 27	Ind	W	S	5	2	3	0.0	0	1	1	0	0	0	1	0	0	0	0	0
Nov 2	GB	W	p	4	3	1	2.0	22	1	0	0	0	0	0	1	0	0	0	0
Nov 9	@ Chi	W	S	1	1	0	0.0	0	0	0	0	0	0	0	0	0	0	0	0
Nov 16	@ Jax	W	p	4	3	1	1.0	2	0	0	0	0	0	0	0	0	0	0	0
Nov 23	NYJ	L	p	1	0	1	0.0	0	0	0	0	0	0	0	0	0	0	0	0
Nov 27	@ Det	W	p	2	1	1	1.0	13	2	0	0	0	0	0	1	0	0	0	0
Dec 7	Cle	W	p	4	2	2	1.0	7	1	0	0	0	0	0	0	0	0	0	0
Dec 14	@ Hou	L	p	4	3	1	1.0	6	1	0	0	0	0	0	0	0	0	0	0
Dec 21	Pit	W	p	5	3	2	0.0	0	0	0	0	0	0	0	0	0	0	0	0
Dec 28	@ Ind	L	S	7	5	2	1.0	4	1	0	0	0	0	0	0	0	0	0	0
Totals				13-3	14/3	45	27	18	7.0	54	9	1	0	0	2	2	0	0	0
Playoffs																			
Jan 10	Bal	L	p	2	2	0	0.0	0	NA	1	0	0	0	0	0	0	0	0	0
Totals				0-1	1/0	2	2	0	0.0	0	NA	1	0	0	0	0	0	0	0

2009 Tennessee Titans

Date	Opp	W/L	P/S	Tot	Solo	Asst	Sk	- Yds	QBP	TFL	Int	- Yds	-TD	PD	FF	FR	- Yds	SpT	
Sept 10	@ Pit	L	p	5	2	3	0.5	4.0	0	0	0	0	0	0	0	0	0	0	0
Sept 20	Hou	L	IA																
Sept 27	@ NYJ	L	p	2	1	1	1.0	9.0	1	0	0	0	0	0	0	0	0	0	0
Oct 4	@ Jax	L	p	2	1	1	0.0	0.0	0	0	0	0	0	0	0	0	0	0	0
Oct 11	Ind	L	p	5	4	1	0.0	0.0	1	1	0	0	0	0	0	0	0	0	0
Oct 18	@ NE	L	p	4	3	1	0.0	0.0	0	1	0	0	0	0	0	0	0	0	0
Nov 1	Jax	W	p	1	1	0	1.0	6.0	3	0	0	0	0	0	0	0	0	0	0
Nov 8	@ SF	W	p	1	1	0	1.0	0.0	0	0	0	0	0	0	0	1	0	0	0
Nov 15	Buf	W	p	3	1	2	0.0	0.0	1	0	0	0	0	0	0	0	0	0	0
Nov 23	@ Hou	W	p	3	1	2	0.0	0.0	1	0	0	0	0	0	0	0	0	0	0
Nov 29	Ari	W	p	2	1	1	0.0	0.0	1	0	0	0	0	0	0	0	0	0	0
Dec 6	@ Ind	L	p	3	1	2	0.0	0.0	3	0	0	0	0	0	0	0	0	0	0
Dec 13	StL	W	p	0	0	0	0.0	0.0	3	0	0	0	0	0	0	0	0	0	0
Dec 20	Mia	W	p	1	1	0	1.0	2.0	0	0	0	0	0	0	0	0	0	0	0
Dec 25	SD	L	p	4	3	1	1.0	5.0	0	0	0	0	0	0	0	0	0	0	0
Jan 3	@ Sea	W	p	2	1	1	0.0	0.0	1	0	0	0	0	0	0	0	0	0	0
Totals				8-8	15/0	38	22	16	5.5	26.0	15	2	0	0	0	0	1	0	0

JACOB FORD'S NFL STATISTICS

REGULAR SEASON

Year	Team	GP	GS	TACKLES							INTERCEPTIONS					FUMBLES			
				Tot	Solo	Asst	Sk	Yds	QBP	TFL	No	Yds	Lg	TD	PD	FF	FR	Yds	SpT
2007	Tennessee	0	0	0	0	0	0.0	0	0	0	0	0	0	0	0	0	0	0	0
2008	Tennessee	14	3	45	27	18	7.0	54	9	1	0	0	-	0	0	2	0	0	0
2009	Tennessee	15	0	38	22	16	5.5	26	15	2	0	0	-	0	0	1	0	0	0
NFL Totals		29	3	83	49	34	12.5	80	24	3	0	0	-	0	0	3	0	0	0

PLAYOFFS

Year	Team	GP	GS	TACKLES							INTERCEPTIONS					FUMBLES			
				Tot	Solo	Asst	Sk	Yds	QBP	TFL	No	Yds	Lg	TD	PD	FF	FR	Yds	SpT
2007	Tennessee	0	0	0	0	0	0.0	0	0	0	0	0	-	0	0	0	0	0	0
2008	Tennessee	1	0	2	2	0	0.0	0	0	0	0	0	-	0	0	0	0	0	0
Playoff Totals		1	0	2	2	0	0.0	0	0	0	0	0	-	0	0	0	0	0	0

Single-Game Highs

- Tackles - 7 at Indianapolis (12/28/08)
- Sacks - 2 vs. Green Bay (11/2/08)
- Forced Fumbles - 1 (three times, most recent at S.F. 11/8/09)

Playoff Single-Game Highs

- Tackles - 2 vs. Baltimore (1/10/09)

22



VINCENT FULLER

SAFETY • 6'1" • 192 lbs • COLLEGE: VIRGINIA TECH
ACQUIRED: 4TH ROUND - 2005 • NFL EXP. (NFL/TITANS): 6/6
HOMETOWN: BALTIMORE, MD.
GAMES PLAYED/GAMES STARTED: 63/2 (PLAYOFFS: 2/0)



2010 QUICK STATS

GP/GS: 0/0 • 0 tackles, 0 sacks, 0 QBP, 0 INT, 0 PD, 0 FF, 0 FR

PRO: Through five NFL seasons, Titans defensive back Vincent Fuller has garnered a reputation as a dedicated worker, fierce competitor and a versatile defender with a knack for being around the ball. He was rewarded during the 2009 offseason with a multi-year contract extension. His full-time role since the beginning of the 2007 season has been as the team's nickel defensive back, while he also maintains significant responsibilities on special teams. After playing both cornerback and safety at Virginia Tech, Fuller's contributions as a rookie in 2005 were cut short two games into the season, when a right fibula injury landed him on injured reserve. He returned to play in every game as a special teams leader in his second season, paving the way to step into the nickel role in his third campaign.

CAREER HIGHLIGHTS:

- In his first five seasons (2005-09), Fuller registered five interceptions, and four of those were returned for touchdowns. He scored twice on interceptions during both the 2007 and 2009 seasons. Fuller's four interception touchdowns rank fourth in team history behind Ken Houston (nine), Miller Farr (five) and Darryll Lewis (five).
- In 2009, Fuller set career highs with three interceptions and seven total passes defended.
- In 2005 pre-draft workouts, Fuller measured a 4.43-second 40-yard dash and a 37-inch vertical jump.

TITANS TIDBITS:

- Fuller followed in the footsteps of his cousin Damien Russell by playing for Virginia Tech and then in the NFL. Russell played safety for the Hokies (1988-91) and the San Francisco 49ers (1993).
- During his sophomore year at Virginia Tech, Fuller's cousin Jammal Smoot died in a fatal car accident. The two were very close, and Fuller has stated that not having his cousin in his life has been the most difficult experience he has been forced to overcome.
- After football, Fuller wants to further his education, even possibly attend law school. He also has an interest in coaching high school football.
- Fuller credits his experience as a quarterback at Woodlawn High School in Baltimore, Md., as one of the reasons for his aptitude in understanding offenses.

CAREER TRANSACTIONS:

- The Baltimore, Md., native was originally selected by the Titans in the fourth round (108th overall) of the 2005 NFL Draft.

SEASON RECAPS:

2009 (13/1): Tied for second on the team with three interceptions, two of which he returned for touchdowns. Also posted 33 tackles, a sack, seven passes defended and four special teams tackles on coverage units. Led or tied for the team lead in passes defended four times (at PIT, at SF, vs. BUF, vs. STL).

- At Pittsburgh (9/10), collected three tackles, including one for a loss, and an interception. Ended a Steelers' drive by intercepting a Ben Roethlisberger pass intended for Santonio Holmes in the first quarter and stopped Willie Parker for a three-yard loss in the third quarter.
- At N.Y. Jets (9/27), left the game late in the first quarter with an arm injury, which caused him to be inactive the next three games.
- At San Francisco (11/8), deflected a pass intended for Josh Morgan that was then intercepted by Cortland Finnegan and returned 39 yards for a touchdown in the fourth quarter.
- Against Buffalo (11/15), recorded an interception that was returned for a touchdown in the Titans' 41-17 win. Stepped in front of Josh Reed, intercepted the Trent Edwards pass and raced 26 yards for a touchdown,

giving the Titans a commanding 34-17 lead with 2:54 remaining in the fourth quarter.

- At Houston (11/23), dropped Matt Schaub for a seven-yard sack in the second quarter, his second career sack.
- At Indianapolis (12/6), matched career high with eight tackles.
- At St. Louis (12/13), collected a career-best four passes defended, including an interception returned for a touchdown in the Titans' commanding 47-7 victory. Intercepted a pass intended for Brandon Gibson and raced 45 yards for a touchdown with 5:44 remaining in the fourth quarter.

2008 (16/1, 1/0): Played in 16 games as team's nickel defensive back and posted career high with 43 tackles. Also contributed four passes defended, one forced fumble and six special teams tackles.

- Against Houston (9/21), registered four tackles, including teaming with Cortland Finnegan to stonewall Steve Slaton for one-yard gain on fourth-and-four in third quarter.
- Against Minnesota (9/28), tied for team lead with season-high seven tackles. Registered forced fumble on defense and added special teams stop.
- Against Indianapolis (10/27), notched three tackles and two passes defended on Monday Night Football. Halted Colts' opening drive by batting down third-down pass intended for Reggie Wayne. Made another third-down stop by deflecting Peyton Manning pass that was intercepted by Chris Hope in second quarter.
- Against Green Bay (11/2), made first career NFL start as nickel back and posted two tackles in overtime victory.
- Against Baltimore (1/10), posted one tackle in Divisional playoff.

2007 (16/0, 1/0): Played in 16 games as team's nickel defensive back and posted then-career highs in tackles (35), interceptions (two), passes defended (four), sacks (one) and quarterback pressures (three). Added five stops on special teams.

- At New Orleans (9/24), collected first career interception when he snared a Drew Brees pass intended for Lance Moore and returned it 61 yards for a touchdown with 2:39 remaining in fourth quarter.
- Against Atlanta (10/7), picked off Joey Harrington pass and returned it 76 yards for a go-ahead touchdown. Became first NFL player to record consecutive games with interception return for touchdown since Darren Sharper, who accomplished feat in final game of 2004 season (1/2/05) and first game of 2005 season (9/11/05).
- In Wild Card Game at San Diego (1/6), recorded two tackles in playoff debut.

2006 (16/0): Played in all 16 games and posted 15 tackles, two quarterback pressures, two passes defended and two forced fumbles in a reserve role on defense. Registered 10 tackles on special teams.

- At Philadelphia (11/19), played nickel back and set career high with eight tackles. Added one forced fumble and one pass defended in win.

2005 (2/0): Played in two games before suffering season-ending right fibula injury against Baltimore (9/18). Was inactive for five games (9/25 at St. Louis through 10/23 at Arizona) before being placed on injured reserve Oct. 29.

- In season opener at Pittsburgh (9/11), made NFL debut as nickel defensive back.
- Against Baltimore (9/18), injured right fibula on opening kickoff

COLLEGE:

- During his 50-game Virginia Tech career, totaled 142 tackles, a half-

sack, 19 pass deflections, eight interceptions, three fumble recoveries, and returned blocked field goal 74 yards for touchdown.

- As senior, was All-ACC honorable mention selection, starting 13 games for ACC Champions. Moved back to free safety from cornerback and recorded 51 tackles, four deflected passes, three interceptions and a forced fumble.

- As junior, played in every game with three starts at cornerback. Recorded career-high 56 tackles, seven passes defended, an interception, three fumble recoveries and two forced fumbles.

- Graduated with degree in business information technology.

PERSONAL:

- Single, splits time between Nashville and Baltimore, Md.
- Played quarterback, free safety and cornerback while earning All-State, All-County, All-Metro, Prep Star (All-American) and *USA Today* honorable mention as a senior at Woodlawn High School in Baltimore, Md. Concluded high school career with over 100 tackles and 10 interceptions on defense. Passed for 2,685 yards, including 28 touchdown passes, along with more than 1,000 yards rushing and 20 rushing touchdowns.

- Received All-State honors in track and the Unsung Hero Award in basketball during high school.

- Participated in Titans Caravan, "Read Across America" Week, David Thornton's Cold Feet/Warm Shoes program, Cortland Finnegan's "Karaoke for the Cure" to benefit The Leukemia & Lymphoma Society and Titans Kids Club Day.

- List of favorites: (movie) "GoodFellas"; (TV show) "Pardon The Interruption"; (musical artist) Jay-Z; (video game) Madden; (food) Stoney River's "legendary filet"; (actor) Denzel Washington; (vacation getaway) "being at home"; and (book) "Pride and Prejudice."

- Born Vincent Fuller II on Aug. 3, 1982 in Baltimore, Md.

FULLER'S GAME-BY-GAME

2005 Tennessee Titans

Date	Opp	W/L	P/S	Tot Solo Asst	Sk - Yds	QB	TFL	Int - Yds	-TD	PD	FF	FR - Yds	SpT
Sept 11	@ Pit	L	p	0 0 0	0 0	0	0	0 0	0	0	0	0	0
Sept 18	Bal	W	p	0 0 0	0 0	0	0	0 0	0	0	0	0	0
Sept 25	@ Stl	L	IA										
Oct 2	Ind	L	IA										
Oct 9	@ Hou	W	IA										
Oct 16	Cin	L	IA										
Oct 23	@ Ari	L	IA										
Oct 30	Oak	L											
Placed on injured reserve 10/29/05													
Totals	4-12	2/0		0 0 0	0 0	0	0	0 0	0	0	0	0	0

2006 Tennessee Titans

Date	Opp	W/L	P/S	Tot Solo Asst	Sk - Yds	QB	TFL	Int - Yds	-TD	PD	FF	FR - Yds	SpT
Sept 10	NYJ	L	p	0 0 0	0.0	0	0	0 0	0	0	0	0	1
Sept 17	@ SD	L	p	0 0 0	0.0	0	0	0 0	0	0	0	0	1
Sept 24	@ Mia	L	p	1 0 1	0.0	0	0	0 0	0	0	0	0	0
Oct 1	Dal	L	p	0 0 0	0.0	0	0	0 0	0	0	0	0	0
Oct 8	@ Ind	L	p	0 0 0	0.0	0	0	0 0	0	0	0	0	1
Oct 15	@ Was	W	p	1 1 0	0.0	0	0	0 0	0	0	0	0	1
Oct 29	Hou	W	p	1 1 0	0.0	0	0	0 0	0	1	0	0	0
Nov 5	@ Jax	L	p	0 0 0	0.0	0	1	0 0	0	0	0	0	0
Nov 12	Bal	L	p	1 1 0	0.0	0	0	0 0	0	0	0	0	2
Nov 19	@ Phi	W	p	8 6 2	0.0	0	0	0 0	0	1	1	0	0
Nov 26	NYG	W	p	0 0 0	0.0	0	0	0 0	0	0	0	0	1
Dec 3	Ind	W	p	1 1 0	0.0	0	0	0 0	0	0	0	0	0
Dec 10	@ Hou	W	p	0 0 0	0.0	0	0	0 0	0	0	0	0	1
Dec 17	Jax	W	p	0 0 0	0.0	0	1	0 0	0	1	0	0	1
Dec 24	@ Buf	W	p	0 0 0	0.0	0	0	0 0	0	0	0	0	1
Dec 31	NE	L	p	2 1 1	0.0	0	0	0 0	0	0	0	0	0
Totals	8-8	16/0		15 11 4	0.0	0	2	0 0	0	2	2	0	10

2007 Tennessee Titans

Date	Opp	W/L	P/S	Tot Solo Asst	Sk - Yds	QB	TFL	Int - Yds	-TD	PD	FF	FR - Yds	SpT
Sept 9	@ Jax	W	p	2 2 0	0.0	0	0	0 0	0	0	0	0	0
Sept 16	Ind	L	p	1 1 0	0.0	0	0	0 0	0	0	0	0	1
Sept 24	@ NO	W	p	3 1 2	0.0	0	0	0 1	61	1	1	0	0
Oct 7	Atl	W	p	2 1 1	0.0	0	1	0 1	76	1	1	0	0
Oct 14	@ TB	L	p	3 3 0	0.0	0	0	0 0	0	0	0	0	1
Oct 21	@ Hou	W	p	3 3 0	0.0	0	0	0 0	0	0	0	0	0
Oct 28	Oak	W	p	1 1 0	0.0	0	0	0 0	0	0	0	0	2
Nov 4	Car	W	p	2 2 0	0.0	0	1	0 0	0	0	0	0	0
Nov 11	Jax	L	p	1 0 1	0.0	0	0	0 0	0	1	0	0	1
Nov 19	@ Den	L	p	2 1 1	1.0	7	0	0 0	0	0	0	0	0
Nov 25	@ Cin	L	p	4 1 3	0.0	0	0	0 0	0	0	0	0	0
Dec 2	Hou	W	p	0 0 0	0.0	0	1	0 0	0	1	0	0	0
Dec 9	SD	L	p	7 7 0	0.0	0	0	1 0	0	0	0	0	0
Dec 16	@ KC	W	p	1 1 0	0.0	0	0	0 0	0	0	0	0	0
Dec 23	NYJ	W	p	0 0 0	0.0	0	0	0 0	0	0	0	0	0
Dec 30	@ Ind	W	p	3 3 0	0.0	0	0	1 0	0	0	0	0	0
Totals	10-6	16/0		35 27 8	1.0	0	3	2 2	137	0	4	0	5
Playoffs													
Jan 6	@ SD	L	p	2 2 0	0.0	0	0	0 0	0	0	0	0	0
Totals	0-1	1/0		2 2 0	0.0	0	0	0 0	0	0	0	0	0

2008 Tennessee Titans

Date	Opp	W/L	P/S	Tot Solo Asst	Sk - Yds	QB	TFL	Int - Yds	-TD	PD	FF	FR - Yds	SpT
Sept 7	Jax	W	p	3 2 1	0.0	0	0	0 0	0	0	0	0	0
Sept 14	@ Cin	W	p	5 4 1	0.0	0	0	0 0	0	0	0	0	1
Sept 21	Hou	W	p	4 4 0	0.0	0	0	0 0	0	0	0	0	0
Sept 28	Min	W	p	7 7 0	0.0	0	0	0 0	0	0	1	0	1
Oct 5	@ Bal	W	p	1 1 0	0.0	0	0	0 0	0	0	0	0	0
Oct 19	@ KC	W	p	2 2 0	0.0	0	0	0 0	0	1	0	0	0
Oct 27	Ind	W	p	3 3 0	0.0	0	0	0 0	0	2	0	0	0
Nov 2	GB	W	S	2 1 1	0.0	0	0	0 0	0	0	0	0	0
Nov 9	@ Chi	W	p	3 1 2	0.0	0	0	0 0	0	0	0	0	1
Nov 16	@ Jax	W	p	0 0 0	0.0	0	0	0 0	0	0	0	0	0
Nov 23	NYJ	L	p	0 0 0	0.0	0	0	0 0	0	0	0	0	0
Nov 27	@ Det	W	p	2 1 1	0.0	0	0	0 0	0	1	0	0	0
Dec 7	Cle	W	p	3 3 0	0.0	0	1	0 0	0	0	0	0	1
Dec 14	@ Hou	L	p	2 1 1	0.0	0	0	0 0	0	0	0	0	2
Dec 21	Pit	W	p	4 3 1	0.0	0	0	0 0	0	0	0	0	0
Dec 28	@ Ind	L	p	2 2 0	0.0	0	0	0 0	0	0	0	0	0
Totals	13-3	16/1		43 35 8	0.0	0	1	0 0	0	4	1	0	6
Playoffs													
Jan 10	Bal	L	p	1 0 1	0.0	0	NA	0 0	0	0	0	0	0
Totals	0-1	1/0		1 0 1	0.0	0	NA	0 0	0	0	0	0	0

2009 Tennessee Titans

Date	Opp	W/L	P/S	Tot Solo Asst	Sk - Yds	QB	TFL	Int - Yds	-TD	PD	FF	FR - Yds	SpT
Sept 10	@ Pit	L	p	3 2 1	0.0	0.0	0	1 1	0	1	0	0	0
Sept 20	Hou	L	p	2 2 0	0.0	0.0	0	0 0	0	0	0	0	0
Sept 27	@ NYJ	L	p	1 1 0	0.0	0.0	0	0 0	0	0	0	0	1
Oct 4	@ Jax	L	IA										
Oct 11	Ind	L	IA										
Oct 18	@ NE	L	IA										
Nov 1	Jax	W	p	2 2 0	0.0	0.0	0	0 0	0	0	0	0	0
Nov 8	@ SF	W	p	2 2 0	0.0	0.0	0	0 0	0	1	0	0	0
Nov 15	Buf	W	p	1 0 1	0.0	0.0	0	0 1	26	1	1	0	0
Nov 23	@ Hou	W	p	3 3 0	1.0	7.0	0	0 0	0	0	0	0	0
Nov 29	Ari	W	p	1 1 0	0.0	0.0	1	0 0	0	0	0	0	0
Dec 6	@ Ind	L	S	8 7 1	0.0	0.0	0	0 0	0	0	0	0	1
Dec 13	StL	W	p	0 0 0	0.0	0.0	0	0 1	45	1	4	0	0
Dec 20	Mia	W	p	6 4 2	0.0	0.0	0	0 0	0	0	0	0	0
Dec 25	SD	L	p	1 1 0	0.0	0.0	0	0 0	0	0	0	0	1
Jan 3	@ Sea	W	p	3 0 3	0.0	0.0	0	0 0	0	0	0	0	0
Totals	8-8	13/1		33 25 8	1.0	7.0	1	1 3	71	2	7	0	4

VINCENT FULLER'S NFL STATISTICS

REGULAR SEASON				TACKLES							INTERCEPTIONS					FUMBLES			
Year	Team	GP	GS	Tot	Solo	Asst	Sk	Yds	QBP	TFL	No	Yds	Lg	TD	PD	FF	FR	Yds	SpT
2005	Tennessee	2	0	0	0	0	0.0	0	0	0	0	0	-	0	0	0	0	0	0
2006	Tennessee	16	0	15	11	4	0.0	0	2	0	0	0	-	0	2	2	0	0	10
2007	Tennessee	16	0	35	27	8	1.0	7	3	2	2	137	76t	2	4	0	0	0	5
2008	Tennessee	16	1	43	35	8	0.0	0	1	0	0	0	-	0	4	1	0	0	6
2009	Tennessee	13	1	33	25	8	1.0	7	1	1	3	71	45t	2	7	0	0	0	4
NFL Totals		63	2	126	98	28	2.0	14	7	3	5	208	76t	4	17	3	0	0	25

PLAYOFFS				TACKLES							INTERCEPTIONS					FUMBLES			
Year	Team	GP	GS	Tot	Solo	Asst	Sk	Yds	QBP	TFL	No	Yds	Lg	TD	PD	FF	FR	Yds	SpT
2007	Tennessee	1	0	2	2	0	0.0	0	0	0	0	0	-	0	0	0	0	0	0
2008	Tennessee	1	0	1	0	1	0.0	0	0	0	0	0	-	0	0	0	0	0	0
Playoff Totals		2	0	3	2	1	0.0	0	0	0	0	0	-	0	0	0	0	0	0

Single-Game Highs

Tackles - 8 (twice, most recent at Indianapolis 12/6/09)
 Sacks - 1 (twice, most recent at Houston 11/23/09)
 Interceptions - 1 (five times, last vs. St. Louis 12/13/09)
 Passes defended - 4 vs. St. Louis (12/13/09)
 Special Teams tackles - 2 (two times, last vs. Oakland 10/28/07)

Additional Statistics

Touchdowns - 4 (61-yard interception return at New Orleans, 9/24/07; 76-yard interception return vs. Atlanta, 10/7/07, 26-yard interception return vs. Buffalo, 11/15/09; 45-yard interception return vs. St. Louis, 12/13/09)
 Special Teams Fumble Recoveries - 1 (2007)

12



JUSTIN GAGE

WIDE RECEIVER • 6'4" • 212 lbs • COLLEGE: MISSOURI
ACQUIRED: UFA - 2007 (CHI) • NFL EXP. (NFL/TITANS): 8/4
HOMETOWN: JEFFERSON CITY, MO.
GAMES PLAYED/GAMES STARTED: 89/45 (PLAYOFFS: 4/3)



2010 QUICK STATS

GP/GS: 0/0 • 0 receptions for 0 yards, 0 TDs

PRO: A big, athletic target with speed to stretch the field, Justin Gage will once again be relied on to make a major impact in the aerial attack. The Titans offense will rely on his athleticism and ability to line up in the slot or on the outside, making him a dangerous pass catcher. The eighth-year receiver has enjoyed two of his most successful seasons of his career in Tennessee. Gage has big-play ability as his 19.1-yard receiving average in 2008 ranked third in the NFL. He is a natural athlete who played three years on Missouri's basketball team and switched from quarterback to wide receiver prior to his sophomore year of college.

CAREER HIGHLIGHTS:

- In 2008, the 6-foot-4-inch, 212-pound receiver caught 34 passes for a team-best 651 yards and a career-high six touchdowns.
- During his first season with the Titans in 2007, he led the club with a career-high 750 receiving yards and tied for the team lead with a career-best 55 receptions.
- Gage's first four NFL seasons were spent in Chicago, where he contributed 64 receptions for 908 yards (14.2 avg.) and four touchdowns in 49 games (16 starts).

TITANS TIDBITS:

- During the 2008 offseason, Gage founded the Twelve Starz Foundation, which benefits underprivileged youth in his hometown of Jefferson City, Mo.
- Gage was still relatively new to the receiver position when he entered the NFL in 2003. He converted from quarterback prior to his sophomore year at Missouri. In high school, he played quarterback and earned all-state honors as a defensive back.
- Gage's first career touchdown pass at Missouri was a one-yard toss to former Titans tight end Dwayne Blakley against Texas A&M (11/13/99).
- The multi-talented Gage was a two-sport standout at Missouri. For his first three years of college, he played in a total of 73 games with the basketball team and averaged 2.1 points and 2.9 rebounds per game. He decided prior to his senior year to focus strictly on football.
- For five years, Gage has co-hosted an offseason youth football camp at Concordia University Chicago with former Chicago Bears guard and second cousin Revie Sorey. He held his first football camp in Jefferson City in 2009.

CAREER TRANSACTIONS:

- The Jefferson City, Mo., native was originally selected by the Chicago Bears in the fifth-round (143rd overall) in the 2003 NFL Draft.
- Signed by the Titans as an unrestricted free agent on March 23, 2007.

SEASON RECAPS:

2009 (12/10 – Tennessee): Appeared in 12 games with 10 starts and caught 28 passes for 383 yards with three touchdowns. Missed four consecutive games after suffering a back injury at San Francisco (11/8/09). Tied a career-high with two touchdown receptions against Miami (12/20/09). Led or tied for the team lead in receptions three times in 2009 (at PIT, at NYJ, at SF) and led the team in receiving yards twice (vs. JAX, at SF).

- At Pittsburgh (9/10), led the team and tied a career-high with seven receptions for 78 yards and a touchdown. Tied the game at 7-7 with a 14-yard touchdown grab with 48 seconds left in the second quarter.
- At San Francisco (11/8), led the team with four receptions and 97 receiving yards in the Titans' 34-27 victory. Got behind the defense and hauled in a 49-yard reception in the first quarter. Made an acrobatic, leaping 33-yard reception over the middle helping set up the Titans' go-ahead score in the

fourth quarter.

- Against Miami (12/20), saw action as a reserve at wide receiver and caught two passes for 43 yards with two touchdowns in the Titans' 27-24 overtime win. Gave the Titans a 7-3 lead with a 22-yard touchdown catch in the back of the end zone on third-and-five with 6:35 remaining in the first quarter. Got open in the corner of the end zone for a 21-yard touchdown reception, giving the Titans a 17-6 halftime lead.

2008 (12/11, 1/1 – Tennessee): Saw action in 12 games with 11 starts at wide receiver and finished with 34 receptions for a team-high 651 receiving yards and a career-best six touchdown catches. His 19.1-yard receiving average ranked third in the NFL and the 34 receptions ranked fourth on the team and were the second-highest total of his career. Set a single-game career-high with 147 receiving yards and two touchdowns at Jacksonville (11/16). Posted 10 receptions for 135 yards in the Wild Card game against Baltimore (1/10). His yardage total ranks second in team playoff history, trailing only Ernest Givins' 136-yard effort against the Pittsburgh Steelers (12/31/89). His 10 receptions tied for second place in team playoff history, matching Frank Wycheck's total against Pittsburgh (1/11/03) and trailing only Givins' 11 receptions against the Steelers (12/31/89). During the regular season led or tied for the team lead in receptions five times (at CIN, vs. MIN, at JAX, at DET, at HST) and led the team in receiving yards five times (at CIN, vs. MIN, at JAX, at HST, vs. PIT).

- At Cincinnati (9/14), led the team with five receptions, 59 receiving yards and a touchdown in the 24-7 road victory. Gave the Titans a 14-7 lead with an 11-yard touchdown grab with 38 seconds remaining in the second quarter.
- Against Minnesota (9/28), led the team with five receptions and 92 receiving yards in the Titans' 30-17 victory. Snared a 28-yard completion during the Titans' third scoring drive early in the second quarter. Two plays later, hauled in a 25-yard pass deep down the right sideline. Converted a key fourth-and-two with a two-yard grab, setting up a first-and-goal scoring opportunity in the second quarter.
- At Chicago (11/9), grabbed four receptions for 47 yards and a touchdown in the Titans' 21-14 road win. Gave the Titans a 14-7 lead with a 12-yard touchdown reception on third-and-three in the third quarter.
- At Jacksonville (11/16), snared four receptions for a career-high 147 yards and two touchdowns in the Titans' 24-14 come-from-behind victory. Got open down the left sideline and hauled in a 47-yard reception on the opening play of the game. Gave the Titans a 17-14 lead by hauling in a 56-yard touchdown toss down the left sideline in the third quarter. Sealed the victory with his second touchdown reception of the afternoon, a 38-yarder with 3:57 left to play in the fourth quarter.
- Against Pittsburgh (12/21), grabbed five receptions for a team-high 104 receiving yards with a touchdown in the Titans' 31-14 victory. Hauled in a 26-yard reception deep over the middle during the first quarter. Gave the Titans a 10-0 lead with a 34-yard touchdown reception on third-and-five in the second quarter. Extended a Titans' scoring drive in the third quarter with a 21-yard catch on third-and-eight. Kept a Titans' scoring drive alive with a 17-yard reception along the sideline on fourth-and-three late in the third quarter.
- In the Divisional playoffs against Baltimore (1/10), led the team with a game-high 10 receptions and 135 receiving yards. Set up the Titans first touchdown with a 20-yard reception down to the Ravens' eight-yard line.

2007 (16/8, 1/1 – Tennessee): Saw action in all 16 games with eight starts. Started the final seven games of the regular season and tied for the team

lead with 55 receptions, while leading the team with 750 receiving yards. Of Gage's 55 receptions, 45 of them – 81.8 percent – resulted in first downs. That was the third-highest percentage in the NFL among qualifying players (min. 32 receptions), behind only Terrell Owens (85.2 percent) and Brandon Stokley (85.0). Led or tied for the team lead in receptions six times in 2007 (at JAX, vs. OAK, vs. JAX, at DEN, vs. HST, at IND). Led the team in receiving yards seven times in 2007 (at JAX, at TB, vs. OAK, vs. JAX, at DEN, at CIN, at IND). Tied for the team lead in special teams tackles once in 2007 (at NO). Set a career-high with 104 receiving yards on seven receptions against Indianapolis (12/30).

- Against Jacksonville (11/11), led the team with seven receptions and 90 receiving yards, while grabbing his first touchdown in a Titans' uniform. Made a juggling catch in the end zone for a 20-yard touchdown reception on third-and-nine in the fourth quarter.
- At Cincinnati (11/25), led the team with 98 receiving yards on four catches, including a career-best 73-yard reception.
- At Indianapolis (12/30), led the team and matched a career-best with seven receptions for a career-high 104 receiving yards in the Titans' 16-10 playoff-clinching victory.

2006 (8/0, 1/0 – Chicago): Played eight games in final season with Bears and totaled four receptions for 68 yards. Was inactive for eight contests.

- Against Miami (11/5), totaled season-high 51 yards on two receptions, including 34-yarder.

2005 (15/11, 1/1 – Chicago): Set new career high with 11 starts in 15 total games with Bears. As second receiver for most of season, registered career-best marks for receptions (31) and yards (346) while tying previous best with two touchdown receptions. Led team by recording first downs on 22-of-31 receptions (71.0%). Paced Bears in receptions in four games while leading the team in receiving yards in two contests. Inactive in one game (10/23 against Baltimore).

- Against Carolina (11/20), set new career high with seven catches for team-high 81 yards.
- In Divisional Playoff against Carolina (1/15/06), recorded three receptions for 28 yards, including 24-yard reception.

2004 (16/2 – Chicago): Appeared in 16 games with Bears and started two contests. Ranked sixth on team with 156 yards on 12 receptions, including three receptions of 20 yards or longer.

- At Tampa Bay (10/24), led Bears with four receptions for 43 yards.

2003 (10/3 – Chicago): Led Bears with 19.9-yards receiving average as rookie. Registered 17 receptions for 338 yards and two touchdowns in

10 games (three starts). Five of first six career receptions went for more than 20 yards. Inactive for season's first five games and for season finale against Kansas City (12/28) with knee injury.

- At Seattle (10/19), made NFL debut and registered two receptions for 26 yards, including 21-yard catch.
- Against Arizona (11/30), recorded season high with 100 yards on four receptions, including long of 57 yards.

COLLEGE:

- Three-time All-Big 12 Conference selection at Missouri started each of team's 34 games during final three years, finishing with 200 career catches for 2,704 yards and 18 touchdowns while leading the team in receiving each season.
- Also passed for 258 yards by completing 18 of 49 passes with four touchdowns before switching from quarterback to receiver prior to sophomore season.
- As senior, named first-team All-Big 12 after leading team with single-season school record 82 receptions for 1,075 yards and nine touchdowns.
- As junior, ranked 13th in NCAA with 6.8 receptions per game, posted team-high 74 receptions (third-highest total in school history) and gained 920 yards receiving (fifth-best in team annals) with five touchdowns. Earned consensus first-team all-Big 12 honors.
- Scheduled to redshirt as freshman, but was forced into action at quarterback in final three games and completed 14 of 41 passes for 138 yards and two touchdowns.
- Majored in business at Missouri.

PERSONAL:

- Married to Joy Carter, the couple splits time between Nashville and St. Louis, Mo. Has a son, Justin Corde Gage (2).
- Standout quarterback at Jefferson City (Mo.) H.S. added second-team all-state honors as defensive back. Passed for 1,148 yards and 21 touchdowns while rushing for 702 yards and 12 touchdowns as senior.
- Also lettered in basketball in high school.
- Took part in Titans Caravan 2008 in April visiting fans in Lebanon, Gallatin, Bowling Green and White House.
- Active with Boys & Girls Club in Jefferson City.
- List of favorites: (movie) "Harlem Nights"; (TV show) "24"; (actor) Denzel Washington; (actress) Salma Hayek; (musicians) Trick Daddy and Lil' Wayne; (school subject) math; (video games) any action games; (vacation getaway) Bahamas; and (food) soul food.
- Born Justin Charles Gage on Jan. 24, 1981 in Indianapolis, Ind.

GAGE'S GAME-BY-GAME

2003 Chicago Bears					RECEIVING				
Date	Opp.	W/L	P/S	No	Yds	Avg	Lg	TD	
Sept 7	@ SF	L	IA						
Sept 14	@ Min	L	IA						
Sept 29	GB	L	IA						
Oct 5	Oak	W	IA						
Oct 12	@ NO	L	IA						
Oct 19	@ Sea	L	p	2	26	13.0	21	0	
Oct 26	Det	W	p	2	58	29.0	37	1	
Nov 2	SD	W	S	2	52	26.0	28	0	
Nov 9	@ Det	L	p	1	16	16.0	16	0	
Nov 16	StL	L	p	0	0	0.0	0	0	
Nov 23	@ Den	W	p	0	0	0.0	0	0	
Nov 30	Ari	W	p	4	100	25.0	57	0	
Dec 7	@ GB	L	p	1	28	28.0	28	0	
Dec 14	Min	W	S	1	16	16.0	16	0	
Dec 21	Was	W	S	4	42	10.5	12	1	
Dec 28	@ KC	L	IA						
Totals		7-9	10/3	17	338	19.9	57	2	

2004 Chicago Bears					RECEIVING				
Date	Opp.	W/L	P/S	No	Yds	Avg	Lg	TD	
Sept 12	Det	L	p	1	9	9.0	9	0	
Sept 19	@ GB	W	p	0	0	0.0	0	0	
Sept 26	@ Min	L	p	1	32	32.0	32	0	
Oct 3	Phi	L	S	0	0	0.0	0	0	
Oct 17	Was	L	p	1	9	9.0	9	0	
Oct 24	@ TB	L	S	4	43	10.7	21	0	
Oct 31	SF	W	p	0	0	0.0	0	0	
Nov 7	@ NYG	W	p	0	0	0.0	0	0	
Nov 14	@ Ten	W	p	0	0	0.0	0	0	
Nov 21	Ind	L	p	1	7	7.0	7	0	
Nov 25	@ Dal	L	p	0	0	0.0	0	0	
Dec 5	Min	W	p	2	31	15.5	20	0	
Dec 12	@ Jax	L	p	1	7	7.0	7	0	
Dec 19	Hou	L	p	1	18	18.0	18	0	
Dec 26	@ Det	L	p	0	0	0.0	0	0	
Jan 2	GB	L	p	0	0	0.0	0	0	
Totals		5-11	16/2	12	156	13.0	32	0	

GAGE'S GAME-BY-GAME CONT.

2005 Chicago Bears

					RECEIVING				
Date	Opp.	W/L	P/S	No	Yds	Avg	Lg	TD	
Sep 11	@ Was	L	S	1	10	10.0	10	0	
Sep 18	Det	W	S	1	21	21.0	21	0	
Sep 25	Cin	L	S	0	0	0.0	0	0	
Oct 9	@ Cle	L	p	0	0	0.0	0	0	
Oct 16	Min	W	p	0	0	0.0	0	0	
Oct 23	Bal	W	IA						
Oct 30	@ Det	W	p	2	47	23.5	25	0	
Nov 6	@ NO	W	S	4	28	7.0	13	1	
Nov 13	SF	W	S	1	6	6.0	6	0	
Nov 20	Car	W	S	7	81	11.6	18	0	
Nov 27	@ TB	W	S	4	32	8.0	13	0	
Dec 4	GB	W	p	0	0	0.0	0	0	
Dec 11	@ Pit	L	S	1	11	11.0	11	0	
Dec 18	Atl	W	S	2	29	14.5	19	0	
Dec 25	@ GB	W	S	2	14	7.0	8	0	
Jan 1	@ Min	L	S	6	67	11.2	21	1	
Totals		11-5	15/11	31	346	11.2	25	2	
Playoffs									
Jan 15	Car	L	S	3	28	9.3	24	0	
Totals		0-1	1/1	3	28	9.3	24	0	

2006 Chicago Bears

					RECEIVING				
Date	Opp.	W/L	P/S	No	Yds	Avg	Lg	TD	
Sep 10	@ GB	W	IA						
Sep 17	Det	W	IA						
Sep 24	@ Min	W	IA						
Oct 1	Sea	W	p	0	0	0.0	0	0	
Oct 8	Buf	W	p	2	17	8.5	13	0	
Oct 16	@ Ari	W	p	0	0	0.0	0	0	
Oct 29	SF	W	p	0	0	0.0	0	0	
Nov 5	Mia	L	p	2	51	25.5	34	0	
Nov 12	@ NYG	W	p	0	0	0.0	0	0	
Nov 19	@ NYJ	W	p	0	0	0.0	0	0	
Nov 26	@ NE	L	IA						
Dec 3	Min	W	IA						
Dec 11	@ StL	W	IA						
Dec 17	TB	W	IA						
Dec 24	@ Det	W	p	0	0	0.0	0	0	
Dec 31	GB	L	IA						
Totals		13-3	8/0	4	68	17.0	34	0	
Playoffs									
Jan 14	Sea	W	IA						
Jan 21	NO	W	p	0	0	0.0	0	0	
Feb 4	Ind	L	IA						
Totals		2-1	1/0	0	0	0.0	0	0	

2007 Tennessee Titans

					RECEIVING				
Date	Opp.	W/L	P/S	No	Yds	Avg	Lg	TD	
Sep 9	@ Jax	W	S	2	26	13.0	17	0	
Sep 16	Ind	L	p	1	10	10.0	10	0	
Sep 24	@ NO	W	p	0	0	0.0	0	0	
Oct 7	Atl	W	p	3	15	5.0	8	0	
Oct 14	@ TB	L	p	4	82	20.5	42	0	
Oct 21	@ Hou	W	p	5	48	9.6	24	0	
Oct 28	Oak	W	p	2	19	9.5	12	0	
Nov 4	Car	W	p	2	23	11.5	12	0	
Nov 11	Jax	L	p	7	90	12.9	28	1	
Nov 19	@ Den	L	S	6	66	11.0	18	0	
Nov 25	@ Cin	L	S	4	98	24.5	73	0	
Dec 2	Hou	W	S	5	64	12.8	20	1	
Dec 9	SD	L	S	1	12	12.0	12	0	
Dec 16	@ KC	W	S	3	45	15.0	17	0	
Dec 23	NYJ	W	S	3	48	16.0	29	0	
Dec 30	@ Ind	W	S	7	104	14.9	21	0	
Totals		10-6	16/8	55	750	13.6	73	2	
Playoffs									
Jan 6	@ SD	L	S	1	19	19.0	19	0	
Totals		0-1	1/1	1	19	19.0	19	0	

2008 Tennessee Titans

					RECEIVING				
Date	Opp.	W/L	P/S	No	Yds	Avg	Lg	TD	
Sep 7	Jax	W	S	2	25	12.5	21	0	
Sep 14	@ Cin	W	S	5	59	11.8	19	1	
Sep 21	Hou	W	IA						
Sep 28	Min	W	S	5	92	18.4	28	0	
Oct 5	@ Bal	W	IA						
Oct 19	@ KC	W	IA						
Oct 27	Ind	W	p	1	6	6.0	6	0	
Nov 2	GB	W	S	0	0	-	0	0	
Nov 9	@ Chi	W	S	4	47	11.8	16	1	
Nov 16	@ Jax	W	S	4	147	36.8	56t	2	
Nov 23	NYJ	L	S	1	37	37.0	37	0	
Nov 27	@ Det	W	S	2	40	20.0	26	0	
Dec 7	Cle	W	S	2	18	9.0	9t	1	
Dec 14	@ Hou	L	S	3	76	25.3	34	0	
Dec 21	Pit	W	S	5	104	20.8	34t	1	
Dec 28	@ Ind	L	IA						
Totals		13-3	12/11	34	651	19.1	56t	6	
Playoffs									
Jan 10	Bal	L	S	10	135	13.5	24	0	
Totals		0-1	1/1	10	135	13.5	24	0	

2009 Tennessee Titans

					RECEIVING				
Date	Opp.	W/L	P/S	No	Yds	Avg	Lg	TD	
Sep 10	@ Pit	L	S	7	78	11.1	16	1	
Sep 20	Hou	L	S	2	27	13.5	15	0	
Sep 27	@ NYJ	L	S	4	37	9.3	20	0	
Oct 4	@ Jax	L	S	1	15	15.0	15	0	
Oct 11	Ind	L	S	1	7	7.0	7	0	
Oct 18	@ NE	L	S	0	0	-	0	0	
Nov 1	Jax	W	S	3	41	13.7	15	0	
Nov 8	@ SF	W	S	4	97	24.3	49	0	
Nov 15	Buf	W	IA						
Nov 23	@ Hou	W	IA						
Nov 29	Ari	W	IA						
Dec 6	@ Ind	L	IA						
Dec 13	StL	W	p	0	0	-	0	0	
Dec 20	Mia	W	p	2	43	21.5	22t	2	
Dec 25	SD	L	S	0	0	-	0	0	
Jan 3	@ Sea	W	S	4	38	9.5	13	0	
Totals		8-8	12/10	28	383	13.7	49	3	

JUSTIN GAGE'S NFL STATISTICS

REGULAR SEASON

Year	Team	RECEIVING							RUSHING				
		GP	GS	No	Yds	Avg	Lg	TD	Att	Yds	Avg	Lg	TD
2003	Chicago	10	3	17	338	19.9	57	2	0	0	-	-	0
2004	Chicago	16	2	12	156	13.0	32	0	0	0	-	-	0
2005	Chicago	15	11	31	346	11.2	25	2	0	0	-	-	0
2006	Chicago	8	0	4	68	17.0	34	0	0	0	-	-	0
2007	Tennessee	16	8	55	750	13.6	73	2	0	0	-	-	0
2008	Tennessee	12	11	34	651	19.1	56t	6	0	0	-	-	0
2009	Tennessee	12	10	28	383	13.7	49	3	0	0	-	-	0
NFL Totals		89	45	181	2,692	14.9	73	15	0	0	-	-	0

PLAYOFFS

Year	Team	RECEIVING							RUSHING				
		GP	GS	No	Yds	Avg	Lg	TD	Att	Yds	Avg	Lg	TD
2005	Chicago	1	1	3	28	9.3	24	0	0	0	-	-	0
2006	Chicago	1	0	0	0	-	-	0	0	0	-	-	0
2007	Tennessee	1	1	1	19	19.0	19	0	0	0	-	-	0
2008	Tennessee	1	1	10	135	13.5	24	0	0	0	-	-	0
Playoff Totals		4	3	14	182	13.0	24	0	0	0	-	-	0

Single-Game Highs

Receptions - 7 (four times, last at Pittsburgh 9/10/09)
 Receiving yards - 147 at Jacksonville (11/16/08)
 Long Reception - 73 at Cincinnati (11/25/07)
 Touchdowns - 2 (twice, last vs. Miami 12/20/09)

Playoff Single-Game Highs

Receptions - 10 vs. Baltimore (1/10/09)
 Receiving Yards - 135 vs. Baltimore (1/10/09)
 Longest Reception - 24 (twice last vs. Baltimore 1/10/09)

Additional Statistics

56 yard punt return (on reverse vs. Detroit 9/12/04)

33

MICHAEL GRIFFIN

SAFETY • 6'0" • 202 lbs • COLLEGE: TEXAS
 ACQUIRED: 1ST ROUND - 2007 • NFL EXP. (NFL/TITANS): 4/4
 HOMETOWN: AUSTIN, TEXAS
 GAMES PLAYED/GAMES STARTED: 48/41 (PLAYOFFS: 2/2)



2010 QUICK STATS

GP/GS: 0/0 • 0 tackles, 0 sacks, 0 QBP, 0 INT, 0 PD, 0 FF, 0 FR

PRO BOWLS

**2008**

PRO: Michael Griffin, one of the best young safeties in the NFL, displays great range and playmaking ability in the secondary. The Titans' 2007 first round pick possesses the ball-hawking skills of a safety and the speed and agility of a cornerback. Throughout his career, he has shown an uncanny knack for always being around the football and making big plays on defense and special teams.

CAREER HIGHLIGHTS:

- Was named to his first Pro Bowl in 2008 after finishing tied for second in the NFL with a team-high seven interceptions.
- In 2007, he began his rookie campaign as a cornerback before shifting back to his collegiate position of safety midway through the season. His three interceptions were the most by a Titans/Oilers rookie safety since Bubba McDowell recorded four in 1989.

TITANS TIDBITS:

- Griffin grew up playing football with his fraternal twin brother, Marcus, as a teammate. Both attended the University of Texas with Marcus redshirting his first season while Michael played immediately.
- Griffin returned to the University of Texas during the 2008 offseason to pursue his college degree in youth and community studies.
- Griffin is the product of two military parents. His father, Ronald, served more than 20 years with the U.S. Air Force, while his mother, Mae, was in the U.S. Navy for more than two decades. The couple met while serving in Korea and were later married and had twin sons, Michael and Marcus.
- Griffin was the second consecutive first-round draft pick by the Titans out of the University of Texas. Quarterback Vince Young was chosen with the third overall pick in the 2006 draft. There are a total of four former Texas teammates on the Titans roster – Griffin, Young, tight end Bo Scaife and fullback Ahmard Hall.

CAREER TRANSACTIONS:

- The Austin, Texas, native was selected by the Titans in the first round (19th overall) of the 2007 NFL Draft.

SEASON RECAPS:

2009 (16/15): Played in all 16 games with 15 starts at safety and finished third on the team with 108 tackles. Posted seven passes defended, a sack, an interception, two forced fumbles, two fumble recoveries and nine special teams tackles on coverage units. Led or tied for the team lead in tackles four times in 2009, including a career-best 12 stops at Jacksonville (10/4/09). Led or tied for the team lead in special teams tackles twice in 2009. Led or tied for the team lead in passes defended four times in 2009.

- At Pittsburgh (9/10), posted six solo tackles, a forced fumble and a pass defended. Led the team with three special teams tackles. With the game tied at 10-10, halted a potential Steelers' scoring opportunity by forcing a Hines Ward fumble that was recovered by Stephen Tulloch at the Titans four-yard line with less than a minute remaining in regulation.
- At Jacksonville (10/4), led the team with a career-high 12 tackles and a fumble recovery. Recovered a David Garrard fumbled snap at the Titans' 12-yard line in the third quarter.
- Against Jacksonville (11/1), collected three tackles and a forced fumble in the Titans' 30-13 victory. Blocked Josh Scobee's extra point attempt following the Jaguars' touchdown in the third quarter. Forced a Marcedes Lewis fumble that was recovered by the Jaguars in the third quarter.
- Against Miami (12/20), posted 11 tackles, an interception, a fumble recovery and two passes defended in the Titans' 27-24 overtime win. Ended a potential Dolphins' scoring drive by recovering a Ricky Williams' fumble that was caused by Tony Brown at the Titans' 20-yard line early

in the second quarter. Helped set up the Titans' winning field goal by intercepting a pass intended for Davone Bess in overtime.

2008 (16/16, 1/1): Named to the 2008 Pro Bowl after starting all 16 games at free safety and finishing tied for second in the NFL with a team-high seven interceptions. Registered 81 tackles, two tackles for loss, a forced fumble and finished third on the team with 12 passes defended. Continued to excel on special teams finishing second on the squad with 17 special teams stops. Notched a career-high two interceptions against Houston (9/21/08) and against Pittsburgh (12/21/08). Matched a career-best with eight tackles against Jacksonville (9/7/08). Posted 115 interception return yards against Pittsburgh (12/21/08) which ranks second in franchise history for a single-game total (Miller Farr, 128 yards, at N.Y. Jets, 10/15/67).

- Against Jacksonville (9/7), tied for the team lead with eight tackles in the Titans' 17-10 victory on opening day. Registered his first career sack when he dropped David Garrard for a four-yard loss in the third quarter.
- At Cincinnati (9/14), collected six tackles and an interception in the 24-7 road victory. Intercepted a Carson Palmer pass intended for Reggie Kelly and returned it 15 yards in the fourth quarter.
- Against Houston (9/21), registered three solo tackles, a career-high three passes defended, two interceptions and a tackle for loss in the Titans' 31-12 victory. Made an acrobatic interception of a pass intended for Joel Dreessen along the left sideline in the first quarter. Picked off a fourth-and-10 pass intended for Andre Johnson in the fourth quarter.
- At Baltimore (10/5), registered two tackles and an interception in the Titans' 13-10 comeback victory over the Ravens. Stepped in front of Demetrius Williams, picked off a Joe Flacco pass and returned it six yards to the Ravens' 32-yard line in the second quarter.
- Against Cleveland (12/7), notched five tackles, an interception and two passes defended in the Titans' division-clinching 28-9 victory. Knocked down a deep pass intended for Braylon Edwards in the second quarter. Intercepted a pass intended for Edwards and raced 36 yards to the Cleveland 22-yard line, setting up the Titans' third touchdown of the afternoon in the third quarter.
- Against Pittsburgh (12/21), registered five tackles, two interceptions, including one that was returned for a touchdown, and three passes defended in the Titans' 31-14 victory. Halted a Steelers' drive by knocking away a deep pass intended for Nate Washington on third-and-10 late in the first quarter. Intercepted a pass intended for Nate Washington on third-and-two late in the third quarter. Sealed the victory by intercepting Roethlisberger and returning the pick 83 yards for a touchdown with 16 seconds remaining in the game.

2007 (16/10, 1/1): Saw action in all 16 games, starting the final 10 contests at free safety. Registered 49 tackles, three interceptions, eight passes defended, a forced fumble and a tackle for loss. Led the team with 16 special teams tackles. Made his first career NFL start at safety against Oakland (10/28). Collected his first career interception by picking off Sage Rosenfels against Houston (12/2). Saw action in his first career NFL game against Jacksonville (9/9). Tied for the team lead in passes defended three times in 2007 (vs. CAR, at CIN, at IND). Led or tied for the team lead in special teams tackles three times in 2007 (at NO, at HST, vs. SD).

- At Houston (10/21), led the team with six special teams tackles in the Titans' thrilling 38-36 victory over the Texans. Downed a Craig Hentrich 47-yard punt at the Houston 2-yard line in the fourth quarter and returned two kickoffs for 55 yards.
- Against Oakland (10/28), made his first career NFL start at safety and registered five tackles in the Titans' 13-9 win.
- Against Houston (12/2), recorded four tackles and an interception in the

Titans' 28-20 victory. Collected his first career NFL interception by picking off a Sage Rosenfels pass intended for Kevin Walter in the fourth quarter.

- In AFC Wild Card Game at San Diego (1/6), registered seven tackles, including a tackle for loss and a pass defended. Batted down a deep pass intended for Chris Chambers in the end zone on a third-and-11 play in the second quarter.

COLLEGE:

- The 19th overall selection in the 2007 NFL Draft developed into one of the top safeties in college football during his four years at Texas. He started 28 times in 50 career games at Texas and totaled 364 tackles, 15 tackles for loss, four sacks, eight interceptions, 23 passes defended, nine forced fumbles and seven fumble recoveries. As one of the country's top special teams players, he set a Big 12 Conference record and ranked second in NCAA Division I-A history with eight career blocked punts.
- Led Texas in special teams tackles in each of his first two seasons and led the defense in tackles in his junior (124 tackles) and senior seasons (126). He was only the eighth player in Longhorns history to lead the team in tackles more than once in his career. His 364 career tackles on defense ranked eighth on the school's all-time list.
- As a senior, started all 13 games at free safety. Named second-team All-American by Associated Press and Walter Camp Football Foundation, first-team All-Big 12 by Associated Press and league's coaches and was semifinalist for Lott Trophy. Led team with 126 tackles and added four interceptions, 10 passes defended, one sack, four tackles for loss, four forced fumbles, two fumble recoveries and two blocked punts. Set season high with 16 tackles and added two passes defended at Texas Tech (10/28).
- As a junior, played 13 games with 12 starts at strong safety. Named second-team All-Big 12 after leading team with 124 tackles and adding three interceptions, eight passes defended, four tackles for loss, three fumble recoveries, one forced fumble and school-record four blocked punts. Matched school's highest single-game total since 1992 with career-

high 23 tackles and blocked punt that was returned for touchdown at Texas A&M (11/25). Posted eight tackles and made crucial interception off Matt Leinar in Texas end zone to halt USC drive in 41-38 victory in Rose Bowl National Championship Game against USC (1/4).

- As a sophomore, played 12 games with one start and recorded 49 tackles, one sack, one interception, one forced fumble, one fumble recovery and two blocked punts. Also led team with 11 special teams tackles.
- As a freshman, played in 12 games with two starts and totaled 51 tackles, two sacks, three forced fumbles and one fumble recovery. Named team's Outstanding Defensive Newcomer. Also led squad with 21 special teams tackles.
- Majored in youth and community studies.

PERSONAL:

- Single, splits time between Nashville and Austin, Texas.
- Has a son, Michael Braylen Griffin (2) and a newborn daughter Mya Devin Griffin.
- Two-year starter at running back and senior starter at defensive back for Bowie (Austin, Texas) High School. As senior, named honorable mention All-State Class 5A on offense, District 25-5A Offensive MVP, Academic All-District and All-Central Texas as two-way performer. On offense, totaled 132 carries for 1,181 yards and 11 scores and added 46 tackles on defense.
- Also earned two letters in basketball and three in track & field, competing in 100m, 200m and mile relay.
- Participated in Pals program working with elementary school children while at Texas.
- Twice named to Athletics Director's Honor Roll at Texas.
- List of favorites: (TV show) "Martin"; (actor) Denzel Washington; (musician) Lil' Wayne; (school subject) math; (vacation getaway) Hawaii; (video game) NCAA Football; and (food) "anything cajun."
- Born Michael Devin Griffin on Jan. 4, 1985 in Austin, Texas.

GRIFFIN'S GAME-BY-GAME

2007 Tennessee Titans

Date	Opp	W/L	P/S	Tot Solo Asst	Sk - Yds	QBP	TFL	Int - Yds -TD	PD	FF	FR - Yds	SpT								
Sept 9	@ Jax	W	p	0	0	0.0	0.0	0	0	0	0	0								
Sept 16	Ind	L	p	0	0	0.0	0.0	0	0	0	0	0								
Sept 24	@ No	W	p	0	0	0.0	0.0	0	0	0	0	1								
Oct 7	Atl	W	p	1	0	1.0	0.0	0	0	0	0	0								
Oct 14	@ TB	L	p	0	0	0.0	0.0	0	0	0	0	0								
Oct 21	@ Hou	W	p	0	0	0.0	0.0	0	0	0	0	6								
Oct 28	Oak	W	S	5	2	3.0	0.0	0	0	0	0	0								
Nov 4	Car	W	S	2	1	1.0	0.0	0	0	0	2	0								
Nov 11	Jax	L	S	4	3	1.0	0.0	0	0	0	0	0								
Nov 19	@ Den	L	S	4	4	0.0	0.0	0	0	0	0	0								
Nov 25	@ Cin	L	S	4	2	2.0	0.0	0	0	0	1	0								
Dec 2	Hou	W	S	4	3	1.0	0.0	0	0	1	3	0								
Dec 9	SD	L	S	8	6	2.0	0.0	0	0	1	0	0								
Dec 16	@ KC	W	S	5	3	2.0	0.0	0	0	1	0	0								
Dec 23	NYJ	W	S	7	6	1.0	0.0	0	1	0	0	0								
Dec 30	@ Ind	W	S	5	4	1.0	0.0	0	0	0	2	1								
Totals				10-6	16/10	49	34	15	0.0	0.0	0	1	3	3	0	8	1	0	0	16
Playoffs																				
Jan 6	@ SD	L	S	7	6	1.0	0.0	0	1	0	0	0	1	0	0	0	0	0	0	0
Totals				0-1	1/1	7	6	1	0.0	0.0	0	1	0	0	1	0	0	0	0	0

2008 Tennessee Titans

Date	Opp	W/L	P/S	Tot Solo Asst	Sk - Yds	QBP	TFL	Int - Yds -TD	PD	FF	FR - Yds	SpT
Sept 7	Jax	W	S	8	5	3.0	4.0	0	0	0	0	0
Sept 14	@ Cin	W	S	6	4	2.0	0.0	0	0	1	15	0
Sept 21	Hou	W	S	3	3	0.0	0.0	0	1	2	0	3
Sept 28	Min	W	S	3	1	2.0	0.0	0	0	0	0	1
Oct 5	@ Bal	W	S	2	1	1.0	0.0	0	0	1	6	0
Oct 19	@ KC	W	S	7	6	1.0	0.0	0	1	0	0	0
Oct 27	Ind	W	S	6	4	2.0	0.0	0	0	0	0	0
Nov 2	GB	W	S	7	6	1.0	0.0	0	0	0	0	0
Nov 9	@ Chi	W	S	7	3	4.0	0.0	0	0	0	0	0
Nov 16	@ Jax	W	S	7	3	4.0	0.0	0	0	0	0	0

Nov 23	NYJ	L	S	7	4	3.0	0.0	1	0	0	0	0								
Nov 27	@ Det	W	S	1	0	1.0	0.0	1	0	0	0	0								
Dec 7	Cle	W	S	5	3	2.0	0.0	0	0	1	36	0								
Dec 14	@ Hou	L	S	7	5	2.0	0.0	0	0	0	0	0								
Dec 21	Pit	W	S	5	1	4.0	0.0	0	0	2	115	1								
Dec 28	@ Ind	L	S	0	0	0.0	0.0	0	0	0	0	0								
Totals				13-3	16/16	81	49	32	1.0	4.0	2	2	7	172	1	12	1	0	0	17
Playoffs																				
Jan 10	Bal	L	S	4	4	4.0	0.0	0	0	0	0	0								
Totals				0-1	1/1	4	4	4	0.0	0.0	NA	0	0	0	0	0	0	0	0	0

2009 Tennessee Titans

Date	Opp	W/L	P/S	Tot Solo Asst	Sk - Yds	QBP	TFL	Int - Yds -TD	PD	FF	FR - Yds	SpT								
Sept 10	@ Pit	L	S	6	6	0.0	0.0	0	0	0	0	0								
Sept 20	Hou	L	S	6	2	4.0	0.0	1	0	0	0	0								
Sept 27	@ NYJ	L	S	5	2	3.0	0.0	0	0	0	0	0								
Oct 4	@ Jax	L	S	12	6	6.0	0.0	0	0	0	0	0								
Oct 11	Ind	L	p	4	2	2.0	0.0	0	0	0	0	0								
Oct 18	@ NE	L	S	5	4	1.0	0.0	0	0	0	0	0								
Nov 1	Jax	W	S	3	2	1.0	0.0	0	0	0	0	0								
Nov 8	@ SF	W	S	11	9	2.0	0.0	0	0	0	0	0								
Nov 15	Buf	W	S	3	0	3.0	0.0	0	0	0	0	0								
Nov 23	@ Hou	W	S	6	3	3.0	0.0	0	0	0	0	0								
Nov 29	Ari	W	S	6	3	3.0	0.0	0	1	0	0	0								
Dec 6	@ Ind	L	S	3	2	1.0	0.0	0	0	0	0	2								
Dec 13	StL	W	S	7	4	3.0	0.0	0	1	0	0	0								
Dec 20	Mia	W	S	11	5	6.0	0.0	0	0	1	3	2								
Dec 25	SD	L	S	10	4	6.0	0.0	0	0	0	0	0								
Jan 3	@ Sea	W	S	10	8	2.0	10.0	0	0	0	0	0								
Totals				8-8	16/15	108	62	46	1.0	10.0	1	2	1	3	0	7	2	2	0	9

MICHAEL GRIFFIN'S NFL STATISTICS

REGULAR SEASON				TACKLES							INTERCEPTIONS						FUMBLES			
Year	Team	GP	GS	Tot	Solo	Asst	Sk	Yds	QBP	TFL	No	Yds	Lg	TD	PD	FF	FR	Yds	SpT	
2007	Tennessee	16	10	49	34	15	0.0	0.0	0	1	3	3	3	0	8	1	0	0	16	
2008	Tennessee	16	16	81	49	32	1.0	4.0	2	2	7	172	83t	1	12	1	0	0	17	
2009	Tennessee	16	15	108	62	46	1.0	10.0	1	2	1	3	3	0	7	2	2	0	9	
NFL Totals		48	41	238	145	93	2.0	14.0	3	5	11	178	83t	1	27	4	2	0	42	

REGULAR SEASON				KICKOFF RETURNS					PUNT RETURNS				
Year	Team	No	Yds	Avg	Lg	TD	No	FC	Yds	Avg	Lg	TD	
2007	Tennessee	18	422	23.4	48	0	0	0	0	0.0	0	0	
2008	Tennessee	2	32	16.0	28	0	0	0	0	0.0	0	0	
2009	Tennessee	6	143	23.8	31	0	0	0	0	0.0	0	0	
NFL Totals		26	597	23.0	48	0	0	0	0	0.0	0	0	

PLAYOFFS				TACKLES							INTERCEPTIONS						FUMBLES			
Year	Team	GP	GS	Tot	Solo	Asst	Sk	Yds	QBP	TFL	No	Yds	Lg	TD	PD	FF	FR	Yds	SpT	
2007	Tennessee	1	1	7	6	1	0.0	0.0	0	0	0	0	0	0	1	0	0	0	0	
2008	Tennessee	1	1	4	4	0	0.0	0.0	0	0	0	0	0	0	0	0	0	0	0	
Playoff Totals		2	2	11	10	1	0.0	0.0	0	0	0	0	0	0	1	0	0	0	0	

PLAYOFFS				KICKOFF RETURNS					PUNT RETURNS				
Year	Team	No	Yds	Avg	Lg	TD	No	FC	Yds	Avg	Lg	TD	
2007	Tennessee	0	0	0.0	0	0	0	0	0	0.0	0	0	
2008	Tennessee	1	25	25.0	25	0	0	0	0	0.0	0	0	
Playoff Totals		1	25	25.0	25	0	0	0	0	0.0	0	0	

Single-Game Highs

Tackles - 12 at Jacksonville (10/4/09)
 Sacks - 1.0 (twice, last at Seattle 1/3/09)
 Interceptions - 2 (twice, last vs. Pittsburgh 12/21/08)
 Interception Long - 83t vs. Pittsburgh (12/21/08)
 Passes Defensed - 3 (twice, last vs. Pittsburgh 12/21/08)
 Forced Fumble - 1 (three times, last vs. Jacksonville 11/1/09)
 Fumble Recovery - 1 (twice, last vs. Miami 12/20/09)
 Kickoff Returns - 5 vs. Indianapolis (9/16/07)
 Kickoff Return Yards - 126 vs. Indianapolis (9/16/07)

Kickoff Return Long - 48 at New Orleans (9/24/07)
 Special Teams Tackles - 6 at Houston (10/21/07)

Playoff Single-Game Highs

Tackles - 7 at San Diego (1/6/08)
 Passes Defensed - 1 at San Diego (1/6/08)

Additional Statistics

Touchdowns - 1 (83-yard interception return vs. Pittsburgh 12/21/08)

45



AHMARD HALL

FULLBACK • 5'11" • 241 lbs • COLLEGE: TEXAS
ACQUIRED: FA - 2006 • NFL EXP. (NFL/TITANS): 5/5
HOMETOWN: ANGLETON, TEXAS
GAMES PLAYED/GAMES STARTED: 57/29 (PLAYOFFS: 2/1)



2010 QUICK STATS

GP/GS: 0/0 • 0 receptions for 0 yards, 0 TDs

PRO: Ahmard Hall's experience on and off the football field garners the respect of the locker room and has made him a valuable member of the Titans roster. On the field, the self-made pro is a thunderous blocker and is explosive as a runner and receiver. As a fullback, his production is viewed best not by his numbers but rather by the success of his teammates. He paved the way for four consecutive 1,000-yard seasons by Titans running backs to start his career – Travis Henry in 2006 (1,211 yards), LenDale White in 2007 (1,110) and Chris Johnson in 2008 (1,228) and 2009 (2,006). During those four years, the Titans led the NFL in rushing yards per game (142.4).

CAREER HIGHLIGHTS:

- In 2009, Hall was a major factor in one of the top individual offensive seasons in NFL history. He shared a backfield with running back Chris Johnson, who became the sixth player in NFL history to reach 2,000 rushing yards in a season (2,006).
- Against Jacksonville on Nov. 1, 2009, he helped open holes for Titans' rushers to gain 305 rushing yards, the second most yards on the ground in franchise history, including a franchise-best 228 rushing yards by Chris Johnson.
- At Kansas City on Oct. 19, 2008, he helped the Titans set a franchise record with 332 team rushing yards, including an 80-yard touchdown run by LenDale White for which Hall delivered a key lead block.
- Hall's unique path to the NFL included a four-year stint in the U.S. Marine Corps and three seasons at the University of Texas, where the former walk-on helped the school win a National Championship at the conclusion of the 2005 season.

CAREER TRANSACTIONS:

- After not being selected in the 2006 supplemental draft, the Angleton, Texas, native was signed by the Titans as a 26-year-old rookie free agent on July 13, 2006.

TITANS TIDBITS:

- Hall served four years in the Marines (3rd Battalion, 8th Marines out of Camp Lejeune, N.C.), including missions in Kosovo (1999) and Afghanistan (2002) before attending college on the G.I. Bill. Hall's wife, Joanna, also served four years in the Marines.
- Hall typically shies away from speaking about his service in the Marines. Nevertheless, he has been prominently recognized on a few occasions for his service. He led the Longhorns out of the tunnel carrying a U.S. flag prior to a game on the anniversary of Sept. 11 and repeated a similar scene during his rookie season with the Titans, when he carried the flag out in celebration of Veterans Day weekend. President George Bush gave him special acknowledgement when the Longhorns visited the White House after their National Championship victory.
- Hall has established an annual Veterans Day tradition of taking Titans players and cheerleaders to Nashville's V.A. hospital to offer gifts and greetings to older military veterans and injured soldiers from the Iraq and Afghanistan wars.
- Hall played high school football with future NFL peers Quentin Jammer (San Diego cornerback) and Gilbert Gardner (linebacker for Indianapolis, Tennessee, Detroit and Chicago).
- A former walk-on, Hall was the starting fullback on the 2006 National Championship Texas Longhorns with fellow teammate Vince Young, who nicknamed Hall "The Big Marine." The nickname stuck, as did Hall's influence on the field. Initially a member of the scout team offense, by the

end of his collegiate career Hall was an active contributor on one of the most potent offenses in the nation.

- Hall's first name, Ahmard, is pronounced "ah-MOD" (silent "r"). He was named Ahmard Rashad Hall after former Vikings receiver and current broadcaster, Ahmad Rashad.

SEASON RECAPS:

2009 (16/7): Helped block for the NFL's second-best rushing attack (162.0 yards per game) and opened holes for Chris Johnson, who became just the sixth player in NFL history to rush for 2,000 yards (2,006). Carried the ball once for five yards and caught 12 passes for 79 yards. Also posted four special teams tackles on coverage units.

- Against Houston (9/20), helped open holes for Titans ball carriers to amass 240 yards on the ground.
- Against Jacksonville (11/1), helped open holes for Titans' rushers to gain 305 rushing yards, the second most yards on the ground in franchise history, in the Titans' 30-13 victory.
- At Seattle (1/3), posted one reception for two yards in the Titans' season-ending 17-13 victory. Helped open holes for Chris Johnson to gain 134 yards on the ground, allowing him to surpass 2,000 rushing yards for the season.

2008 (16/11, 1/0): In third NFL season, set career highs in games (16), starts (11), rushing attempts (eight), rushing yards (21 – tied), receiving yards (138 – tied) and receiving touchdowns (two). Helped pave way for NFL's seventh-ranked rushing attack and 1,228 rushing yards by rookie running back Chris Johnson.

- At Cincinnati (9/14), set career high with three rushing attempts for nine yards in road victory. Extended touchdown drive with second-effort run for two yards on third-and-one late in second quarter.
- Against Minnesota (9/28), supplied a crushing, highlight-reel block on Minnesota defender to clear way for Chris Johnson's one-yard touchdown run in first quarter.
- At Kansas City (10/19), helped open holes for ball carriers to gain franchise-record 332 rushing yards in commanding 34-10 road victory. Carried once for six yards and hauled in 15-yard reception on third-and-one. Provided lead block to spring LenDale White for 80-yard touchdown scamper.
- Against Indianapolis (10/27), tied score at 14-14 in third quarter with reception from Kerry Collins on two-point conversion.
- Against N.Y. Jets (11/23), recorded first career touchdown, a six-yard scoring pass from Kerry Collins, in fourth quarter.
- At Detroit (11/27), grabbed two receptions for career-high and team-high 54 receiving yards in Thanksgiving victory. Hauled in short pass from Vince Young and sprinted career-best 54 yards in fourth quarter.
- Against Cleveland (12/7), opened holes for Tennessee rushers to gain 235 yards and gave Titans 7-6 lead with 28-yard touchdown reception on fourth-and-one in second quarter.

2007 (11/4, 1/1): Served as first-string fullback for second consecutive season, totaling 11 games played and four starts during regular season. Totaled one rushing attempt for eight yards and nine receptions for 60 yards. Added five special teams tackles. Was lead blocker for NFL's fifth-ranked rushing offense (2,109 yards). Helped LenDale White gain 1,110 rushing yards, the second consecutive season in which Hall led way for 1,000-yard rusher. Was inactive five games with broken left forearm (10/28 vs. Oakland, 11/4 vs. Carolina, 11/11 vs. Jacksonville, 11/19 at Denver,

11/25 at Cincinnati).

- At Jacksonville (9/9), helped open holes for team's 282 rushing yards, the second-highest total in franchise history.
- In Wild Card Game at San Diego (1/6), carried the ball three times for 14 yards, picking up two first downs. Added one reception for 16 yards and first down.

2006 (14/7): Played in 14 games with seven starts at fullback during rookie season. Rushed for 21 yards on seven carries and hauled in 15 receptions for 138 yards. Helped team post franchise record average of 4.7 yards per carry and was part of rushing attack that ranked third in AFC and fifth in NFL. He was inactive two games (9/17 at San Diego and 9/24 at Miami) with an ankle injury.

- At Jacksonville (11/5), posted his first career rushing attempt in second quarter and finished game with two carries for two yards.

COLLEGE:

- Played three seasons for the Longhorns and saw action in 24 games with two starts. Recorded two carries for 11 yards and one touchdown. Also added three receptions for 42 yards and touchdown.
- As senior, played in all 13 games for the National Champions and registered one carry for 10 yards and three receptions for 42 yards.
- As junior, played in 11 games and totaled one carry for touchdown.

Additionally, was second-leading tackler on special teams unit with 10 tackles.

- Majored in pre-physical therapy.

PERSONAL:

- Married to Joanna with two sons, Mason (7) and Preston (2).
- At Angleton (Texas) High, lettered three times in football and was member of track and field and baseball teams. In football, served as team captain during senior season, was Brazoria County Offensive MVP and earned first-team all-district honors.
- At Texas, helped lead drive for local organization called 'Momma Bear Cares,' which sent items to Marines serving in Iraq on Veterans Day.
- Hobbies include producing music, running and assisting veterans.
- List of favorites: (movie) "Gladiator"; (TV Show) anything on the History Channel and "The Tudors"; (music artists) Al Green, Common and Nas; (actor) Denzel Washington; (vacation) the Bahamas and the Mediterranean; (sports team other than the Titans) Houston Rockets; (school subjects) social studies and chemistry; (cars) Cadillac Escalade, Mercedes CLS 500; (author) Edwing Danticat; (video game) NCAA Football; (food) Greek food/gyros.
- Born Ahmard Rashad Hall on Nov. 13, 1979 in Galveston, Texas.

HALL'S GAME-BY-GAME

2006 Tennessee Titans										RUSHING					RECEIVING				
Date	Opp	W/L	P/S	Att	Yds	Avg	Lg	TD	No	Yds	Avg	Lg	TD						
Sept 10	NYJ	L	p	0	0	0.0	0	0	0	0.0	0	0	0						
Sept 17	@ SD	L	IA																
Sept 24	@ Mia	L	IA																
Oct 1	Dal	L	p	0	0	0.0	0	0	0	0.0	0	0	0						
Oct 8	@ Ind	L	p	0	0	0.0	0	0	1	4	4.0	4	0						
Oct 15	@ Was	W	S	0	0	0.0	0	0	1	2	2.0	2	0						
Oct 29	Hou	W	p	0	0	0.0	0	0	0	0	0.0	0	0						
Nov 5	@ Jax	L	p	2	2	1.0	2	0	0	0	0.0	0	0						
Nov 12	Bal	L	S	1	3	3.0	3	0	1	9	9.0	9	0						
Nov 19	@ Phi	W	S	0	0	0.0	0	0	1	28	28.0	28	0						
Nov 26	NYG	W	S	1	4	4.0	4	0	2	15	7.5	9	0						
Dec 3	Ind	W	S	2	13	6.5	11	0	3	20	6.7	15	0						
Dec 10	@ Hou	W	p	1	-1	-1.0	-1	0	3	29	9.7	25	0						
Dec 17	Jax	W	p	0	0	0.0	0	0	0	0	0.0	0	0						
Dec 24	@ Buf	W	S	0	0	0.0	0	0	2	28	14.0	16	0						
Dec 31	NE	L	S	0	0	0.0	0	0	1	3	3.0	3	0						
Totals	8-8	14/7		7	21	3.0	11	0	15	138	9.2	28	0						

2007 Tennessee Titans										RUSHING					RECEIVING				
Date	Opp	W/L	P/S	Att	Yds	Avg	Lg	TD	No	Yds	Avg	Lg	TD						
Sept 9	@ Jax	W	p	0	0	0.0	0	0	1	6	6.0	6	0						
Sept 16	Ind	L	p	0	0	0.0	0	0	0	0	0.0	0	0						
Sept 24	@ NO	W	p	0	0	0.0	0	0	0	0	0.0	0	0						
Oct 7	Atl	W	S	0	0	0.0	0	0	2	17	8.5	11	0						
Oct 14	@ TB	L	p	0	0	0.0	0	0	0	0	0.0	0	0						
Oct 21	@ Hou	W	S	0	0	0.0	0	0	0	0	0.0	0	0						
Oct 28	Oak	W	IA																
Nov 4	Car	W	IA																
Nov 11	Jax	L	IA																
Nov 19	@ Den	L	IA																
Nov 25	@ Cin	L	IA																
Dec 2	Hou	W	p	0	0	0.0	0	0	0	0	0.0	0	0						
Dec 9	SD	L	S	0	0	0.0	0	0	0	0	0.0	0	0						
Dec 16	@ KC	W	p	0	0	0.0	0	0	2	9	4.5	5	0						
Dec 23	NYJ	W	S	1	8	8.0	8	0	2	13	6.5	11	0						
Dec 30	@ Ind	W	p	0	0	0.0	0	0	2	15	7.5	10	0						
Totals	10-6	11/4		1	8	8.0	8	0	9	60	6.7	11	0						
Playoffs																			
Jan 6	@ SD	L	S	3	14	4.7	11	0	1	16	16.0	16	0						
Totals	0-1	1/1		3	14	4.7	11	0	1	16	16.0	16	0						

2008 Tennessee Titans										RUSHING					RECEIVING				
Date	Opp	W/L	P/S	Att	Yds	Avg	Lg	TD	No	Yds	Avg	Lg	TD						
Sept 7	Jax	W	S	0	0	-	0	0	1	2	2.0	2	0						
Sept 14	@ Cin	W	S	3	9	3.0	6	0	0	0	-	0	0						
Sept 21	Hou	W	S	1	1	1.0	1	0	0	0	-	0	0						
Sept 28	Min	W	S	0	0	-	0	0	1	5	5.0	5	0						
Oct 5	@ Bal	W	S	0	0	-	0	0	1	8	8.0	8	0						
Oct 19	@ KC	W	S	1	6	6.0	6	0	1	15	15.0	15	0						
Oct 27	Ind	W	p	0	0	-	0	0	2	5	2.5	3	0						
Nov 2	GB	W	p	1	3	3.0	3	0	0	0	-	0	0						
Nov 9	@ Chi	W	S	1	-1	-1.0	-1	0	0	0	-	0	0						
Nov 16	@ Jax	W	p	0	0	-	0	0	0	0	-	0	0						
Nov 23	NYJ	L	p	0	0	-	0	0	1	6	6.0	6t	1						
Nov 27	@ Det	W	S	0	0	-	0	0	2	53	26.5	54	0						
Dec 7	Cle	W	S	0	0	-	0	0	1	28	28.0	28t	1						
Dec 14	@ Hou	L	S	0	0	-	0	0	1	5	5.0	5	0						
Dec 21	Pit	W	p	0	0	-	0	0	0	0	-	0	0						
Dec 28	@ Ind	L	S	1	3	3.0	3	0	2	11	5.5	11	0						
Totals	13-3	16/11		8	21	2.6	6	0	13	138	10.6	54	2						
Playoffs																			
Jan 10	Bal	L	p	0	0	-	0	0	1	11	11.0	11	0						
Totals	0-1	1/0		0	0	-	0	0	1	11	11.0	11	0						

2009 Tennessee Titans										RUSHING					RECEIVING				
Date	Opp	W/L	P/S	Att	Yds	Avg	Lg	TD	No	Yds	Avg	Lg	TD						
Sept 10	@ Pit	L	S	0	0	-	0	0	1	4	4.0	4	0						
Sept 20	Hou	L	p	0	0	-	0	0	0	0	-	0	0						
Sept 27	@ NYJ	L	p	0	0	-	0	0	0	0	-	0	0						
Oct 4	@ Jax	L	S	0	0	-	0	0	1	12	12.0	12	0						
Oct 11	Ind	L	S	0	0	-	0	0	1	7	7.0	7	0						
Oct 18	@ NE	L	p	1	5	5.0	5	0	1	15	15.0	15	0						
Nov 1	Jax	W	p	0	0	-	0	0	0	0	-	0	0						
Nov 8	@ SF	W	p	0	0	-	0	0	0	0	-	0	0						
Nov 15	Buf	W	p	0	0	-	0	0	1	2	2.0	2	0						
Nov 23	@ Hou	W	S	0	0	-	0	0	1	4	4.0	4	0						
Nov 29	Ari	W	S	0	0	-	0	0	2	10	5.0	6	0						
Dec 6	@ Ind	L	S	0	0	-	0	0	2	19	9.5	15	0						
Dec 13	StL	W	p	0	0	-	0	0	1	4	4.0	4	0						
Dec 20	Mia	W	p	0	0	-	0	0	0	0	-	0	0						
Dec 25	SD	L	p	0	0	-	0	0	0	0	-	0	0						
Jan 3	@ Sea	W	S	0	0	-	0	0	1	2	2.0	2	0						
Totals	8-8	16/7		1	5	5.0	5	0	12	79	6.6	15	0						

AHMARD HALL'S NFL STATISTICS

REGULAR SEASON

Year	Team	REGULAR SEASON		RUSHING					RECEIVING				
		GP	GS	No	Yds	Avg	Lg	TD	Att	Yds	Avg	Lg	TD
2006	Tennessee	14	7	7	21	3.0	11	0	15	138	9.2	28	0
2007	Tennessee	11	4	1	8	8.0	8	0	9	60	6.7	11	0
2008	Tennessee	16	11	8	21	2.6	6	0	13	138	10.6	54	2
2009	Tennessee	16	7	1	5	5.0	5	0	12	79	6.6	15	0
NFL Totals		57	29	17	55	3.2	11	0	49	415	8.5	54	2

PLAYOFFS

Year	Team	PLAYOFFS		RUSHING					RECEIVING				
		GP	GS	Att	Yds	Avg	Lg	TD	No	Yds	Avg	Lg	TD
2007	Tennessee	1	1	3	14	4.7	11	0	1	16	16.0	16	0
2008	Tennessee	1	0	0	0	0.0	0	0	1	11	11.0	11	0
Playoff Totals		2	1	3	14	4.7	11	0	2	27	13.5	16	0

Single-Game Highs

Rushing Attempts - 3 at Cincinnati (9/14/08)
 Rushing Yards - 13 vs. Indianapolis (12/3/06)
 Long Rush - 11 vs. Indianapolis (12/3/06)
 Receptions - 3 (twice, most recent at Houston 12/10/06)
 Receiving Yards - 53 at Detroit (11/27/08)
 Long Reception - 54 at Detroit (11/27/08)
 Receiving Touchdowns - 1 (twice, most recent vs. Cleveland 12/7/08)


Additional Statistics

Two-Point Conversions - 1 vs. Indianapolis (10/27/08)
 Special Teams Tackles - 4 (2006); 5 (2007); 2 (2008); 4 (2009)
 Tackles - 2 (2006); 3 (2009)
 Kickoff Returns - 2 for 21 yards (2008); 1 for 12 yards (2009)

Playoff Single-Game Highs

Rushing Attempts - 3 at San Diego (1/6/08)
 Rushing Yards - 14 at San Diego (1/6/08)
 Long Rush - 11 at San Diego (1/6/08)
 Receptions - 1 (twice, most recent vs. Baltimore 1/10/09)
 Receiving Yards - 16 at San Diego (1/6/08)
 Long Reception - 16 at San Diego (1/6/08)

64



LEROY HARRIS

GUARD/CENTER • 6'3" • 303 lbs • COLLEGE: N.C. STATE
ACQUIRED: 4TH ROUND - 2007 • NFL EXP. (NFL/TITANS): 4/4
HOMETOWN: RALEIGH, N.C.
GAMES PLAYED/GAMES STARTED: 36/3 (PLAYOFFS: 2/1)



2010 QUICK STATS

GP/GS: 0/0

PRO: After playing as a reserve for the first three seasons of his career (2007-09), offensive lineman Leroy Harris is primed to become a mainstay in the Titans lineup. The versatile player is capable of starting at any one of the three interior offensive line positions, giving the Titans options at left guard, right guard and center. An easy-going nature off the field belies the gridiron toughness of the former fourth-round draft choice from N.C. State.

CAREER HIGHLIGHTS:

- On Nov. 8, 2009, Harris was thrust into the starting lineup at right tackle after David Stewart suffered a hamstring injury during the Thursday practice leading up to the game. Despite never playing the position in a game prior to the start, Harris helped the Titans gain 152 rushing yards in the 34-27 victory and gained praise from teammates and coaches for his effort.
- Harris received his first career starts at the conclusion of the 2008 season, filling in for injured center Kevin Mawae in the regular season finale and Divisional playoff game.

TITANS TIDBITS:

- In February 2010, Harris and his wife, Christina, opened Kids Night Out (www.kids-nightout.com), a drop-in day care in Nashville. On many evenings Leroy can be found at the facility helping the full-time staffers take care of the many children that use their services.
- Harris, who is married and has two sons, knows first-hand the impact a strong and committed family can have. His mother, Dorothy, passed away when he was only three years old as a result of a tragic surgical accident. She left behind Leroy; his sister, Neice; and their father, Leroy Sr. To help care for the children, Neice was sent to live with aunts in New Bern, N.C., where Leroy would visit most weekends. While Leroy Sr. worked 60-hour weeks at a soy bean plant, Leroy Jr. spent most of his time at his grandparents house in Raleigh, where another set of aunts, Carol McDougal and Margaret Harris, also lived and became mother figures in his life. They all helped care for his grandmother, who was an amputee. When Leroy Jr. was 12 years old, his father remarried to Shelvatine, whose son, Lamont, quickly formed a brotherly bond with Leroy Jr. It was then that Leroy Jr. began getting heavily involved in sports and laid the foundation for his NFL career.
- In addition to being a top recruit in football as a high school student, Harris also was among the elite wrestlers in North Carolina. He won the North Carolina 4A State Title in the 275-pound weight class as a senior. While redshirting in his first season on the football team at N.C. State, he wrestled for the Wolfpack and placed third in the ACC among heavyweights.
- To complete his degree in sports management at N.C. State, Harris interned at the Wolfpack Club, a fundraising organization for the school's athletic department. There he received training on the front lines of ticketing, parking, membership drives and other efforts of the organization. He received his degree with a minor in business in December 2006.

CAREER TRANSACTIONS:

- The Raleigh, N.C., native was selected by the Titans in the fourth round (108th overall) of the 2007 NFL Draft.

SEASON RECAPS:

- 2009 (15/2):** Appeared in 15 games with two starts. Also saw extensive action on special teams.
- Against Houston (9/20), played on the offensive line in short-yardage situations.

- At N.Y. Jets (9/27), made his first start of the season, filling in for Eugene Amano at left guard.
- At San Francisco (11/8), made his first career start at right tackle and was a member of an offensive front that blocked for Titans' rushers to gain 152 yards on the ground in a 34-27 victory.

- 2008 (16/1, 1/1):** Played in every game, primarily as a special teams contributor. Started one game in regular season (12/28 at Indianapolis) and one game in postseason (1/10 vs. Baltimore).
- Contributed at center in second half of games at Cincinnati (9/14), at Kansas City (10/19), at Detroit (11/27) and against Pittsburgh (12/21).
 - At Indianapolis (12/28), made first career NFL start at center for an injured Kevin Mawae.
 - Against Baltimore (1/10), started at center and helped Titans offense amass 391 total yards in Divisional Playoff game.

- 2007 (5/0, 1/0):** In rookie season, played in five regular season games and one postseason game. Inactive in remaining 11 contests. Saw game action exclusively on special teams.
- At Denver (11/19), played in first career NFL contest as reserve on field goal protection and kickoff return units.

COLLEGE:

- Played in 43 games at N.C. State with 42 career starts. Started a total of 26 games at center, 15 at left guard and one at right guard.
- As a senior (2006), named first-team ACSMA/AP All-ACC and won inaugural Sonitrol Offensive Lineman of the Year Award. Served season as offensive team captain. Started eight games at center, one game at right guard and one game at left guard. Did not allow sack during season as member of line that allowed only 19 total sacks.
- As a junior (2005), named first-team All-ACC by *The Sporting News* and named team's Most Valuable Offensive Lineman after starting all 12 contests (11 at center, one at left guard).
- Earned honorable mention All-ACC honors as freshman and sophomore and named Freshman All-American by *The Sporting News* and Football Writers Association.
- Redshirted in 2002.
- Received degree in sports management with minor in business in December 2006.

PERSONAL:

- Married to Christina, couple splits time between Brentwood, Tenn., and Raleigh, N.C., with their sons, Leroy III (4) and Christian (infant).
- Was three-time All-Conference performer as two-way lineman at Southeast Raleigh (N.C.) High School. Rated by Rivals.com as best defensive tackle prospect in state after posting 56 tackles as senior.
- Wrestled for four years, posting 23-1 mark and winning 2002 4A North Carolina State Title in 275-pound class as senior.
- Also threw shot put and discus for track and field team for two years.
- Has his own website, leroyharris64.com.
- Hosts an annual three-day youth football camp at his former high school in Raleigh.
- Hosts a blood drive in Raleigh for the American Red Cross.
- List of favorites: (movie) "The Green Mile"; (TV shows) "24," "Hell's Kitchen" and any show on the USA Network; (actor) Denzel Washington; (musicians) Snoop Dogg and Biggie Smalls; (sports heroes) Bruce Smith and Frank Thomas; (school subject) math; (vacation getaway) Caribbean

cruise; (video game) NCAA Football on PSP; and (food) steak, pork chops, baked potatoes and Caesar salad.

- Born Leroy Harris Jr. on June 6, 1984 in Raleigh, N.C.

LEROY HARRIS' NFL STATISTICS

REGULAR SEASON

Year	Team	GP	GS
2007	Tennessee	5	0
2008	Tennessee	16	1
2009	Tennessee	15	2
NFL Totals		36	3



PLAYOFFS

Year	Team	GP	GS
2007	Tennessee	1	0
2008	Tennessee	1	1
Playoff Totals		2	1

Starts Breakdown:

2008 - C 1 (2008 Playoffs - C 1); 2009 - LG 1, RT 1

87



LAVELLE HAWKINS

WIDE RECEIVER • 5'11" • 194 lbs • COLLEGE: CALIFORNIA
ACQUIRED: 4TH ROUND - 2008 • NFL EXP. (NFL/TITANS): 3/3
HOMETOWN: STOCKTON, CALIF.
GAMES PLAYED/GAMES STARTED: 23/1 (PLAYOFFS: 0/0)



2010 QUICK STATS

GP/GS: 0/0 • 0 receptions for 0 yards, 0 TDs

PRO: Wide receiver Lavelle Hawkins received valuable experience in his first two NFL seasons and is poised to make a significant jump in his third campaign. The shifty wideout posted seven receptions in both 2008 and 2009 as he grew into the Titans offense and showed signs of the reputation he earned at California as a dependable, sure-handed receiver who would make difficult catches in critical moments.

CAREER HIGHLIGHTS:

- In 2009, Hawkins caught seven passes for 110 yards.
- In 2008 pre-draft workouts, he ran the 40-yard dash in 4.49 seconds.

TITANS TIDBITS:

- Hawkins was raised primarily by his grandmother, Janet Curley, in the Sierra Vista housing projects in Stockton due to the death of his father when he was only 18 months old and his mother "going through some things" during his childhood.
- Hawkins endured a long road to eventually find athletic and academic success at Cal. He worked tirelessly with a tutor in high school to become eligible for NCAA Division I sports and eventually enrolled at Louisiana State University in the summer of 2004. However, after LSU's first game he decided he needed to be closer to home and transferred to City College of San Francisco for one season. He then was offered a scholarship at Cal beginning in 2005, and his dream of playing major college football was fulfilled. As a senior, he earned Cal's Dink Artal award as the player showing academic commitment and improvement, and he is within a few credits of receiving his degree.
- Hawkins and former Titans running back Chris Henry were football and track teammates at Edison High School in Stockton, Calif.

CAREER TRANSACTIONS:

- The Stockton, Calif., native was selected by the Titans in the fourth round (126th overall) in the 2008 NFL Draft.

SEASON RECAPS:

2009 (10/0): Caught seven passes for a career-best 110 yards and tied for fourth on the team with 11 special teams tackles. He was inactive for the first six games of the season.

- Against Buffalo (11/15), tied for the team lead with four special teams tackles on coverage units.
- Against Arizona (11/29), snared a career-high four receptions for a career-best 44 yards in the Titans' 20-17 come-from-behind victory. Grabbed a 22-yard reception on a third-and-nine play in the final quarter and extended the Titans' game-winning scoring march with a 13-yard reception on fourth-and-four.
- Against Miami (12/20), kept the Titans' first touchdown drive alive with a career-long 32-yard catch over the middle on third-and-10.

2008 (13/1, 0/0): In rookie season, played in 13 games and totaled seven receptions for 68 yards and seven kickoff returns for 130 yards. Inactive for three regular season contests (9/7 vs. Jacksonville, 9/14 at Cincinnati and 9/28 vs. Minnesota) and one postseason game (1/10 vs. Baltimore).

- Against Houston (9/21), played on special teams in NFL debut.
- At Kansas City (10/19), recorded first career NFL reception on three-yard pass from Kerry Collins in first quarter and totaled two receptions for 11 yards in victory.
- Against Indianapolis (10/27), made first career NFL start and snared one reception for 13 yards in victory on Monday Night Football.

- At Chicago (11/9), caught two passes for season-high 26 yards, including diving 19-yard grab (season long).
- Against N.Y. Jets (11/23), returned seven kickoffs for 130 total yards.

COLLEGE:

- In 35 games (10 starts) at Cal, moved into 10th place in school history with 136 career receptions for 1,748 yards and 12 touchdowns. Additionally, he totaled 49 kickoff returns for 1,051 yards and one touchdown.
- As senior (2007), was second-team All-Pac 10 selection and earned team's Dink Artal award as player showing special academic commitment and improvement. Played in all 13 games (two starts) and led Bears with 72 receptions (fourth in Pac 10 with 5.53/game) and 872 receiving yards (third in Pac 10 with 67.1 per game). Finished fourth in conference with 1,854 all-purpose yards, third-best season total in school history.
- As junior (2006), earned honorable mention All-Pac 10 honors after finishing second on team with 46 receptions for 705 yards (15.3 avg.) and five touchdowns.
- As sophomore (2005), played nine games with three starts in first season at California. Finished season with 18 receptions for 171 yards (9.5 avg.) and one touchdown.
- As freshman (2004), enrolled at LSU for summer camp but then transferred after one game to City College of San Francisco. Appeared in seven games at City College and caught 23 passes for 525 yards (22.8 avg) and four touchdowns.
- Majored in social welfare at Cal.

PERSONAL:

- Single, splits time between Nashville and Stockton, Calif.
- Named Parade All-American and *Stockton Record's* Area Player of the Year at Edison (Stockton, Calif.) High School, where he gained more than 1,000 yards receiving and 800 yards rushing as a senior. Caught 53 passes for nearly 1,000 yards and 12 touchdowns as junior, adding 75 tackles, four interceptions, three forced fumbles and two sacks at free safety.
- Hosts an annual youth football camp in Stockton.
- List of favorites: (movies) "300" and "Shooter"; (TV shows) "The Boondocks," "Martin" and "The Jamie Foxx Show"; (actor) Denzel Washington; (music artist) Lyfe Jennings; (school subject) math; (car) a chopper; (video games) Call of Duty 4 and NCAA Football; (sports heroes) John Randle, Anquan Boldin, Steve Smith, Chad Johnson and Terrell Owens; and (food) Mexican food.
- Born Lavelle Lamar Hawkins on July 12, 1986 in Stockton, Calif.

HAWKINS' GAME-BY-GAME

2008 Tennessee Titans					RECEIVING					2009 Tennessee Titans					RECEIVING				
Date	Opp.	W/L	P/S	No	Yds	Avg	Lg	TD	Date	Opp.	W/L	P/S	No	Yds	Avg	Lg	TD		
Sept 7	Jax	W	IA						Sept 10	@ Pit	L	IA							
Sept 14	@ Cin	W	IA						Sept 20	Hou	L	IA							
Sept 21	Hou	W	p	0	0	-	0	0	Sept 27	@ NYJ	L	IA							
Sept 28	Min	W	IA						Oct 4	@ Jax	L	IA							
Oct 5	@ Bal	W	p	0	0	-	0	0	Oct 11	Ind	L	IA							
Oct 19	@ KC	W	p	2	11	5.5	8	0	Oct 18	@ NE	L	IA							
Oct 27	Ind	W	S	1	13	13.0	13	0	Nov 1	Jax	W	p	0	0	-	0	0		
Nov 2	GB	W	p	1	4	4.0	4	0	Nov 8	@ SF	W	p	0	0	-	0	0		
Nov 9	@ Chi	W	p	2	26	13.0	19	0	Nov 15	Buf	W	p	0	0	-	0	0		
Nov 16	@ Jax	W	p	0	0	-	0	0	Nov 23	@ Hou	W	p	0	0	-	0	0		
Nov 23	NYJ	L	p	1	14	14.0	14	0	Nov 29	Ari	W	p	4	44	11.0	22	0		
Nov 27	@ Det	W	p	0	0	-	0	0	Dec 6	@ Ind	L	p	2	34	17.0	24	0		
Dec 7	Cle	W	p	0	0	-	0	0	Dec 13	StL	W	p	0	0	-	0	0		
Dec 14	@ Hou	L	p	0	0	-	0	0	Dec 20	Mia	W	p	1	32	32.0	32	0		
Dec 21	Pit	W	p	0	0	-	0	0	Dec 25	SD	L	p	0	0	-	0	0		
Dec 28	@ Ind	L	p	0	0	-	0	0	Jan 3	@ Sea	W	p	0	0	-	0	0		
Totals		13-3	13/1	7	68	9.7	19	0	Totals		8-8	10/0	7	110	15.7	32	0		
Playoffs																			
Jan 10	Bal	L	IA																
Totals		0-1	0/0	0	0	0	0	0											

LAVELLE HAWKINS' NFL STATISTICS

REGULAR SEASON				RECEIVING					RUSHING				
Year	Team	GP	GS	No	Yds	Avg	Lg	TD	Att	Yds	Avg	Lg	TD
2008	Tennessee	13	1	7	68	9.7	19	0	0	0	-	-	0
2009	Tennessee	10	0	7	110	15.7	32	0	0	0	-	-	0
NFL Totals		23	1	14	178	12.7	32	0	0	0	-	-	0

PLAYOFFS				RECEIVING					RUSHING				
Year	Team	GP	GS	No	Yds	Avg	Lg	TD	Att	Yds	Avg	Lg	TD
2008	Tennessee	0	0	0	0	-	-	0	0	0	-	0	0
Playoff Totals		0	0	0	0	-	-	0	0	0	-	0	0

Single-Game Highs

Receptions - 4 vs. Arizona (11/29/09)
 Receiving Yards - 44 vs. Arizona (11/29/09)
 Longest Reception - 32 vs. Miami (12/20/09)

Additional Statistics

Kickoff Returns - 7 for 130 yards with a long of 23 (vs. N.Y. Jets 11/23/08)
 Tackles - 1 (2009)
 Special Team Tackles - 1 (2008), 11 (2009)

75



JOVAN HAYE

DEFENSIVE TACKLE • 6'2" • 277 lbs • COLLEGE: VANDERBILT
ACQUIRED: FREE AGENT - 2010 • NFL EXP. (NFL/TITANS): 6/2
HOMETOWN: FORT LAUDERDALE, FLA.
GAMES PLAYED/GAMES STARTED: 57/45 (PLAYOFFS: 1/1)



2010 QUICK STATS

GP/GS: 0/0 • 0 tackles, 0 sacks, 0 QBP, 0 INT, 0 PD, 0 FF, 0 FR

PRO: Jovan Haye enters 2010 as a key member of the Tennessee defensive tackle rotation. Haye is a versatile defender using his quickness and burst off the ball to create inside pressure on the pocket while utilizing his strength and leverage to hold up against the run. A high-effort defensive lineman and skilled pass rusher, he started 15 games at defensive tackle in his first season with the Titans and posted 55 tackles, a half sack and nine quarterback pressures.

CAREER HIGHLIGHTS:

- In 2007 with Tampa Bay, collected a career-best 97 tackles, a career-high six sacks and tied for the NFL lead with four fumble recoveries.

TITANS TIDBITS:

- Haye is a native of Jamaica. He moved to the United States when he was six years old and did not start playing football until his junior year in high school.
- Haye is a huge fan of singer Celine Dion. He got front row tickets for a concert during Super Bowl week in Tampa in 2008.
- Haye suffered from dyslexia when he was younger and fought through the disorder during middle school. He overcame the condition and was on the honor roll four straight years in high school on his way to earning a scholarship to Vanderbilt. He says graduating high school was "his winning moment."

CAREER TRANSACTIONS:

- The Fort Lauderdale, Fla., native was originally selected by the Carolina Panthers in the sixth round (189th overall) of the 2005 NFL Draft.
- After appearing in just two games as a rookie, was released by the Panthers in 2006 and signed with the Cleveland Browns.
- Following a short stint on the Browns' practice squad, was signed by the Tampa Bay Buccaneers on Oct. 25, 2006.
- Signed by the Titans as an unrestricted free agent on March 2, 2009.

SEASON RECAPS:

2009 (15/15 – Tennessee): In his first season with the Titans, started 15 games at defensive tackle and posted 55 tackles, a half sack and nine quarterback pressures. Tied for the team lead in quarterback pressures three times in 2009 (at PIT, vs. IND, vs. MIA).

- Against Houston (9/20), posted eight tackles, including a tackle for loss. Halted Steve Slaton for a two-yard loss on a rush up the middle in the third quarter.
- At San Francisco (11/8), recorded four tackles, a half sack and a quarterback pressure in the Titans' 34-27 victory. Teamed with William Hayes to drop Alex Smith for a seven-yard sack in the first quarter.
- Against Buffalo (11/15), notched four tackles and two quarterback pressures in the Titans' 41-17 win.
- Against Miami (12/20), posted two tackles and two quarterback pressures in the Titans' 27-24 overtime win.

2008 (15/14 – Tampa Bay): Saw action in 15 games with 14 starts and tallied 40 tackles, including two tackles for loss, and one pass defended.

- At Chicago (9/21), started at defensive tackles and registered five tackles.
- Against Carolina (10/12), tallied three stops and one pass defended.
- At Detroit (11/23), notched four tackles, including a tackle for loss.
- Against San Diego (12/21), returned to the starting lineup and posted five tackles, including a tackle for loss.

2007 (16/16, 1/1 – Tampa Bay): Started all 16 contests at defensive tackle and collected a career-high 97 tackles, ranking first among

defensive linemen and fifth on the team. His 97 tackles were the most by a Buccaneers defensive lineman since 1984. Finished tied for second on the team with six sacks and led the squad and tied for first in the NFL with four fumble recoveries.

- At Seattle (9/9), made his first career NFL start at defensive tackle and posted three tackles.
- Against New Orleans (9/16), notched first career sack, dropping Drew Brees for a seven-yard loss. Also had five tackles and one pass defended.
- Against Tennessee (10/14), collected a career-high 12 tackles to lead the defensive linemen. Notched one sack of Kerry Collins.
- Against N.Y. Giants (1/6), had six tackles in playoff debut, including a tackle for loss, in NFC Wild Card game.

2006 (9/0 – Tampa Bay): Played as a reserve in nine games with Tampa Bay and totaled 25 tackles on the season. Released by Carolina on Sept. 2 before being signed to the Browns' active roster on Sept. 3. Was inactive for Cleveland against New Orleans (9/10) and then released by Cleveland on Sept. 12 before being signed to the Browns' practice squad on Sept. 14. Signed by Tampa Bay on Oct. 25 from Cleveland's practice squad.

- Against New Orleans (11/5), made his Buccaneers debut against the Saints.
- Against Atlanta (12/10), saw significant action on defense, setting a then career-high with six tackles.
- Against Seattle (12/31), tied his career-high with six tackles.

2005 (2/0, 0/0 – Carolina): Played in two games and inactive for 13 contests with the Panthers. Was inactive for all three playoff games.

- Against Green Bay (10/3), made NFL debut as a reserve at defensive tackle.

COLLEGE:

- Entered NFL Draft following junior season. Started 34 of 35 games at Vanderbilt and recorded 149 tackles, 10.5 sacks, 17 tackles for loss and one interception.
- As a junior, started all 11 games at defensive end in 2004 and totaled 48 tackles and one sack. Part of squad that ranked third in the SEC with a plus-four turnover margin.
- Named second-team All-SEC as a sophomore and was elected team defensive captain. Started all 12 games at defensive end and was a conference co-leader with 8.5 sacks, the most by a Vanderbilt player since 1994. Also, tied for seventh in the conference with 12.5 tackles for loss and led the defensive line with 76 tackles, three forced fumbles, 10 quarterback hurries and three passes defended.
- Recorded two or more sacks in three games in 2003 and amassed three sacks, two forced fumbles and one interception at TCU.
- Started 11 of 12 games at defensive end as a freshman in 2002 and contributed 25 tackles, one sack, three quarterback pressures and one forced fumble. Limited for much of the second half of the season with an injured foot, with the contest at Georgia representing the only missed start of his college career, but he played against the Bulldogs with an injured ankle.
- Redshirted as a true freshman in 2001.
- Majored in human and organizational development at Vanderbilt.

PERSONAL:

- Was a teammate of NFL players Chris Gamble and Stanley McClover at Dillard High School (Sunrise, Fla.).
- Earned first-team All-State honors at offensive guard as a junior and senior at Dillard. Also was a letterwinner in basketball, and threw shot put

and discuss.

- Graduated from high school with a 4.5 GPA and was a member of National Honor Society.
- Participated in Read Across America Day, where he made students laugh by reading tongue twisting Dr. Seuss books and was also a guest speaker at Harris Teeter/Kraft Kids Camp, where he spoke on the importance of education and team work, ran skill stations and signed autographs.
- Moved to the United States from Jamaica when he was six years old and did not start playing football until his junior year in high school.
- List of favorites: (movie) "Spiderman 1, 2 and 3"; (TV show) "Martin";

- (actor) Martin Lawrence; (music artist or group) Celine Dion; (food) jerk chicken; (vacation spot) Nashville; (school subject) physical education; (car) Chevy Corvette; (video game) Call of Duty; (sports hero) Steve Young; and (book) "Who Moved My Cheese?"
- Born Jovan Haye on June 21, 1982 in Mandeville, Jamaica.

HAYE'S GAME-BY-GAME

2005 Carolina Panthers

Date	Opp	W/L	P/S	Tot Solo	Asst	Sk - Yds	QBP	TFL	Int- Yds	-TD	PD	FF	FR - Yds	SpT
Oct 3	GB	W	p	0	0	0	0.0	0.0	0	0	0	0	0	0
Oct 16	@ Det	W	DNP											
Dec 11	TB	L	p	0	0	0	0.0	0.0	0	0	0	0	0	0
Totals		11-5	2/0	0	0	0	0.0	0.0	0	0	0	0	0	0

Playoffs

Jan 8	@ NYG	W	IA											
Jan 15	@ Chi	W	IA											
Jan 22	@ Sea	L	IA											
Totals		2-1	0/0	0	0	0	0.0	0.0	0	0	0	0	0	0

* Was inactive for other 13 regular season games with the Carolina Panthers.

2006 Tampa Bay Buccaneers

Date	Opp	W/L	P/S	Tot Solo	Asst	Sk - Yds	QBP	TFL	Int- Yds	-TD	PD	FF	FR - Yds	SpT
Oct 29	@ NYG	L	DNP											
Nov 5	NO	L	p	0	0	0	0.0	0.0	0	0	0	0	0	0
Nov 13	@ Car	L	p	0	0	0	0.0	0.0	0	0	0	0	0	0
Nov 19	Was	W	p	2	2	0	0.0	0.0	0	0	0	0	0	0
Nov 23	@ Dal	L	p	1	0	1	0.0	0.0	0	0	0	0	0	0
Dec 3	@ Pit	L	p	5	4	1	0.0	0.0	0	0	0	0	0	0
Dec 10	Atl	L	p	6	3	3	0.0	0.0	0	0	0	0	0	0
Dec 17	@ Chi	L	p	1	0	1	0.0	0.0	0	0	0	0	0	0
Dec 24	@ Cle	W	p	4	3	1	0.0	0.0	0	0	0	0	0	0
Dec 31	Sea	L	p	6	1	5	0.0	0.0	0	0	0	0	0	0
Totals		2-8	9/0	25	13	12	0.0	0.0	0	00	0	0	0	0

* Spent the first six weeks on the Cleveland Browns practice squad from Sept. 10 - Oct. 25.

2007 Tampa Bay Buccaneers

Date	Opp	W/L	P/S	Tot Solo	Asst	Sk - Yds	QBP	TFL	Int- Yds	-TD	PD	FF	FR - Yds	SpT
Sept 9	@ Sea	L	S	3	2	1	0.0	0.0	-	-	0	0	0	0
Sept 16	NO	W	S	5	4	1	1.0	7.0	-	-	0	0	0	0
Sept 23	Stl	W	S	7	3	4	0.0	0.0	-	-	0	0	0	0
Sept 30	@ Car	W	S	5	5	0	1.0	5.0	-	-	0	0	0	0
Oct 7	@ Ind	L	S	6	6	0	0.0	0.0	-	-	0	0	0	0
Oct 14	Ten	W	S	12	11	1	1.0	7.0	-	-	0	0	0	0
Oct 21	@ Det	L	S	8	8	0	1.0	3.0	-	-	0	0	0	0
Oct 28	Jax	L	S	8	6	2	0.0	0.0	-	-	0	0	0	0
Nov 4	Arz	W	S	5	4	1	0.0	0.0	-	-	0	0	0	0
Nov 18	@ Atl	W	S	9	9	0	0.0	0.0	-	-	0	0	0	0
Nov 25	Was	W	S	5	5	0	0.0	0.0	-	-	0	0	0	0
Dec 2	@ NO	W	S	5	5	0	1.0	4.0	-	-	0	0	0	1
Dec 9	@ Hou	L	S	4	3	1	0.0	0.0	-	-	0	0	0	2
Dec 16	Atl	W	S	2	2	0	0.0	0.0	-	-	0	0	0	1
Dec 23	@ SF	L	S	8	8	0	1.0	4.0	-	-	0	0	0	1
Dec 30	Car	L	S	5	5	0	0.0	0.0	-	-	0	0	0	0
Totals		9-7	16/16	97	86	11	6.0	30.0	-	-	0	0	3	1

Playoffs

Jan 6	NYG	L	S	6	6	0	0.0	0.0	-	-	0	0	0	0
Totals		0-1	1/1	6	6	0	0.0	0.0	-	-	0	0	0	0

2008 Tampa Bay Buccaneers

Date	Opp	W/L	P/S	Tot Solo	Asst	Sk - Yds	QBP	TFL	Int- Yds	-TD	PD	FF	FR - Yds	SpT
Sept 7	@ NO	L	S	1	0	1	0.0	0.0	-	-	0	0	0	0
Sept 14	Atl	W	S	3	1	2	0.0	0.0	-	-	0	0	0	0
Sept 21	@ Chi	W	S	5	1	4	0.0	0.0	-	-	0	0	0	0
Sept 28	GB	W	S	3	1	2	0.0	0.0	-	-	0	0	0	0
Oct 5	@ Den	L	S	0	0	0	0.0	0.0	-	-	0	0	0	0
Oct 12	Car	W	S	3	1	2	0.0	0.0	-	-	0	0	0	1
Oct 19	Sea	W	S	3	3	0	0.0	0.0	-	-	0	0	0	0
Oct 26	@ Dal	L	S	4	2	2	0.0	0.0	-	-	0	0	0	0
Nov 2	@ KC	W	S	2	1	1	0.0	0.0	-	-	0	0	0	0
Nov 16	Min	W	S	4	2	2	0.0	0.0	-	-	0	0	0	0
Nov 23	@ Det	W	S	4	3	1	0.0	0.0	-	-	0	0	0	0
Nov 30	NO	W	S	0	0	0	0.0	0.0	-	-	0	0	0	0
Dec 8	@ Car	L	IA											
Dec 14	@ Atl	L	p	0	0	0	0.0	0.0	-	-	0	0	0	0
Dec 21	SD	L	S	5	3	2	0.0	0.0	-	-	0	0	0	0
Dec 28	Oak	L	S	3	1	2	0.0	0.0	-	-	0	0	0	0
Totals		9-7	15/14	40	19	21	0.0	0.0	-	-	0	0	1	0

2009 Tennessee Titans

Date	Opp	W/L	P/S	Tot Solo	Asst	Sk - Yds	QBP	TFL	Int- Yds	-TD	PD	FF	FR - Yds	SpT
Sept 10	@ Pit	L	S	4	3	1	0.0	0.0	1	0	0	0	0	0
Sept 20	Hou	L	S	8	4	4	0.0	0.0	0	1	0	0	0	0
Sept 27	@ NYJ	L	S	7	4	3	0.0	0.0	0	0	0	0	0	0
Oct 4	@ Jax	L	S	4	2	2	0.0	0.0	1	0	0	0	0	0
Oct 11	Ind	L	S	1	1	0	0.0	0.0	1	0	0	0	0	0
Oct 18	@ NE	L	S	2	1	1	0.0	0.0	0	0	0	0	0	0
Nov 1	Jax	W	IA											
Nov 8	@ SF	W	S	4	2	2	0.5	3.5	1	0	0	0	0	0
Nov 15	Buf	W	S	4	2	2	0.0	0.0	2	0	0	0	0	0
Nov 23	@ Hou	W	S	2	0	2	0.0	0.0	0	0	0	0	0	0
Nov 29	Ari	W	S	3	0	3	0.0	0.0	0	0	0	0	0	0
Dec 6	@ Ind	L	S	2	2	0	0.0	0.0	1	0	0	0	0	0
Dec 13	StL	W	S	5	1	4	0.0	0.0	0	0	0	0	0	0
Dec 20	Mia	W	S	2	1	1	0.0	0.0	2	0	0	0	0	0
Dec 25	SD	L	S	3	3	0	0.0	0.0	0	0	0	0	0	0
Jan 3	@ Sea	W	S	4	3	1	0.0	0.0	0	0	0	0	0	0
Totals		8-8	15/15	55	29	26	0.5	3.5	9	1	0	0	0	0

JOVAN HAYE'S NFL STATISTICS

REGULAR SEASON		TACKLES									INTERCEPTIONS					FUMBLES			
Year	Team	GP	GS	Tot	Solo	Asst	Sk	Yds	QBP	TFL	No	Yds	Lg	TD	PD	FF	FR	Yds	SpT
2005	Carolina	2	0	0	0	0	0.0	0.0	NA	NA	0	0	0	0	0	0	0	0	0
2006	Tampa Bay	9	0	25	13	12	0.0	0.0	NA	NA	0	0	0	0	0	0	0	0	0
2007	Tampa Bay	16	16	97	86	11	6.0	30.0	NA	NA	0	0	0	0	3	1	4	9	0
2008	Tampa Bay	15	14	40	19	21	0.0	0.0	NA	NA	0	0	0	0	1	0	0	0	0
2009	Tennessee	15	15	55	29	26	0.5	3.5	9	1	0	0	0	0	0	0	0	0	0
NFL Totals		57	45	217	147	70	6.5	33.5	9	1	0	0	0	0	4	1	4	9	0

PLAYOFFS		TACKLES									INTERCEPTIONS					FUMBLES			
Year	Team	GP	GS	Tot	Solo	Asst	Sk	Yds	QBP	TFL	No	Yds	Lg	TD	PD	FF	FR	Yds	SpT
2005	Carolina	0	0	0	0	0	0.0	0.0	NA	NA	0	0	0	0	0	0	0	0	0
2007	Tampa Bay	1	1	6	6	0	0.0	0.0	NA	NA	0	0	0	0	0	0	0	0	0
Playoff Totals		1	1	6	6	0	0.0	0.0	NA	NA	0	0	0	0	0	0	0	0	0

Single-Game Highs

Tackles - 12 vs. Tennessee (10/14/07)
 Sacks - 1 (six times, last at San Francisco 12/23/07)
 Forced Fumbles - 1 at New Orleans (12/2/07)
 Fumble Recoveries - 2 at Houston (12/9/07)

Playoff Single-Game Highs

Tackles - 6 vs. N.Y. Giants (1/6/08)

95



WILLIAM HAYES

DEFENSIVE END • 6'3" • 272 lbs • COLLEGE: WINSTON-SALEM ST.
ACQUIRED: 4TH ROUND - 2008 • NFL EXP. (NFL/TITANS): 3/3
HOMETOWN: HIGH POINT, N.C.
GAMES PLAYED/GAMES STARTED: 24/11 (PLAYOFFS: 1/0)



2010 QUICK STATS

GP/GS: 0/0 • 0 tackles, 0 sacks, 0 QBP, 0 INT, 0 PD, 0 FF, 0 FR

PRO: William Hayes is in his first full season as a starter at defensive end in 2010 after posting a strong second campaign that saw him collect four sacks and 23 quarterback pressures. The 2008 fourth-round pick features a low center of gravity, natural pass rush instincts and tremendous closing speed.

CAREER HIGHLIGHTS:

- In 2009, registered career-highs with 82 tackles, four sacks, 23 quarterback pressures, five tackles for loss and two forced fumbles.
- Collected his first career sack by dropping Ben Roethlisberger and forcing a fumble that was recovered by Tony Brown at the Pittsburgh 39-yard line in the Titans' victory over the Steelers (12/21/08).

TITANS TIDBITS:

- During the past two offseasons, Hayes returned home to High Point, N.C. and visited with the local elementary and high schools to speak with students about the importance of education and goal-setting.
- When Hayes was a senior in high school, he attended a camp that was run by former Titans defensive end Jevon Kearse. Hayes, who admired Kearse as a football player when he was growing up, got to work out with him at the camp and had the chance to learn from him again on the Titans' defensive front.
- To stay in shape during the offseason in college, Hayes worked at a Coca-Cola plant helping load the distribution trucks.
- Hayes is the first player from Winston-Salem State to be selected in the NFL Draft since 1996 when the Atlanta Falcons drafted running back Richard Huntley.
- Hayes is very thankful for his family and credits their support as one of the main reasons he was drafted in the NFL. Hayes' father, Robert, was his football coach growing up all the way until high school.

CAREER TRANSACTIONS:

- The High Point, N.C., native was selected by the Titans in the fourth round (103rd overall) of the 2008 NFL Draft.

SEASON RECAPS:

2009 (16/11): In his second season, saw action in all 16 games with 11 starts and posted 82 tackles and two forced fumbles. Tied for third on the team with four sacks and finished second on the squad with 23 quarterback pressures. Made his first career NFL start against Indianapolis (10/11/09). Led or tied for the team lead in sacks three times in 2009 and led or tied for the team lead in quarterback pressures six times.

- At Pittsburgh (9/10), posted six tackles, including a half sack and a quarterback pressure. Teamed with Jacob Ford to sack Ben Roethlisberger for an eight-yard loss late in the second quarter.
- At Jacksonville (10/4), posted seven tackles, a sack and a quarterback pressure. Came off the edge and sacked David Garrard for an 11-yard loss late in the second quarter.
- At San Francisco (11/8), recorded eight tackles, 1.5 sacks, three quarterback pressures and a forced fumble in the Titans' 34-27 victory. Teamed with Jovan Haye to drop Alex Smith for a seven-yard sack in the first quarter. Sacked Smith for a 21-yard loss while forcing a fumble that was recovered by the 49ers, setting up a third-and-23 in the second quarter.
- Against Buffalo (11/15), collected six tackles, a sack, a quarterback pressure and a forced fumble in the Titans' 41-17 win. Forced a Marshawn Lynch fumble that was recovered by the Bills in the third quarter. Ended a Bills' drive by sacking Trent Edwards for a two-yard loss on a third-and-nine play in the fourth quarter.

- Against St. Louis (12/13), collected a career-best nine tackles, including two stops for losses, and a quarterback pressure in the Titans' commanding 47-7 victory.

2008 (8/0, 1/0): Saw action as a reserve in eight games and notched 21 tackles, a sack, two quarterback pressures, a forced fumble, a fumble recovery and a pass defensed. Collected his first career NFL sack against Pittsburgh (12/21/08).

- Against Indianapolis (10/27), saw significant action at defensive end and collected three tackles and a pass defensed in the Titans' 31-21 victory over the Colts on Monday Night Football. Knocked down a pass intended for Dallas Clark late in the fourth quarter.
- At Chicago (11/9), played on the defensive front and collected a tackle and a quarterback pressure in the Titans' 21-14 road win.
- At Jacksonville (11/16), saw action at defensive end and posted two solo tackles and a quarterback pressure in the Titans' 24-14 come-from-behind victory.
- At Houston (12/14), played at defensive end and posted four tackles.
- Against Pittsburgh (12/21), saw significant action at defensive end and registered three tackles, a sack, a forced fumble and a fumble recovery in the Titans' 31-14 victory. Halted a potential Steelers' scoring drive in the first quarter by recovering a Ben Roethlisberger fumble that was forced by David Thornton at the Titans' one-yard line. Came around the edge and strip-sacked Roethlisberger and the loose ball was recovered by Tony Brown at the Pittsburgh 39-yard line in the second quarter.

COLLEGE:

- As a senior at Winston-Salem State, started 11 games at defensive end and ranked second on the team with 78 tackles. Named a co-captain for the defense and recorded a team-best 19 tackles for loss, setting his opponents back 104 yards. Tallied a team-high 8.5 sacks and forced a team-best seven fumbles, while hurrying opposing quarterbacks 12 times and breaking up three passes.
- Became the school's second All-American since the Rams moved to the Football Championship Subdivision from the Division II level in 2006. He also set a school record while leading the FCS ranks with two touchdowns on four fumble recoveries.
- As a junior, became one of the team's top defensive players, seeing action in all 11 games with nine starts at defensive end. Finished the season ranked fourth on the team with 57 tackles (25 solo). Led the team with 6.5 sacks and notched 13 tackles for a loss, an interception, four passes defensed, two quarterback hurries and two fumble recoveries.
- In 2005, appeared in just three games for the Rams, starting two contests at outside linebacker. Season was cut short because of a knee injury suffered against Virginia Union.
- As a freshman, saw action in five games with two starts at defensive end. Recorded eight total tackles, a tackle for a loss of one yard and a pass defensed.
- Majored in sports management at Winston-Salem State.

PERSONAL:

- Has a girlfriend Candace Humphrey, and splits time between Nashville and High Point, N.C.
- Attended High Point Andrews High School where he was a member of the Raiders' Mid State 2A Conference Championship team in 2003. Played defensive end, linebacker and tight end during his high school career.
- Also played basketball and wrestling during his high school tenure. Placed second in the state in the 215-pound division as a senior.
- Nicknamed "Sea Breeze" in high school because "I guess I was so

smooth.”

- Enjoys both fresh-water and salt-water fishing and is active in Christian Methodist Episcopal Church.
- List of favorites: (movies) “Remember the Titans” and “Scarface”; (TV Show) “Martin”; (actor) Denzel Washington; (school subject) math; (car)

- BMW; (video game) “Madden”; (food) chicken alfredo; (sports hero) Michael Jordan; (pro sports teams) San Francisco 49ers and Tennessee Titans.
- Born William Quintin Hayes, the son of Robert and Vivian Hayes, on May 2, 1985 in High Point, N.C.

HAYES' GAME-BY-GAME

2008 Tennessee Titans

Date	Opp	W/L	P/S	Tot	Solo	Asst	Sk	- Yds	QBP	TFL	Int	- Yds	-TD	PD	FF	FR	- Yds	SpT	
Sept 7	Jax	W	IA																
Sept 14	@ Cin	W	p	1	1	0	0.0	0.0	0	0	0	0	0	0	0	0	0	0	0
Sept 21	Hou	W	p	3	3	0	0.0	0.0	0	0	0	0	0	0	0	0	0	0	0
Sept 28	Min	W	IA																
Oct 5	@ Bal	W	IA																
Oct 19	@ KC	W	IA																
Oct 27	Ind	W	p	3	1	2	0.0	0.0	0	0	0	0	0	1	0	0	0	0	0
Nov 2	GB	W	IA																
Nov 9	@ Chi	W	p	1	0	1	0.0	0.0	1	0	0	0	0	0	0	0	0	0	0
Nov 16	@ Jax	W	p	2	2	0	0.0	0.0	1	0	0	0	0	0	0	0	0	0	0
Nov 23	NYJ	L	IA																
Nov 27	@ Det	W	IA																
Dec 7	Cle	W	IA																
Dec 14	@ Hou	L	p	4	2	2	0.0	0.0	0	0	0	0	0	0	0	0	0	0	0
Dec 21	Pit	W	p	3	1	2	1.0	1.0	0	0	0	0	0	1	1	0	0	0	0
Dec 28	@ Ind	L	p	4	3	1	0.0	0.0	0	0	0	0	0	0	0	0	0	0	0
Totals		13-3	8/0	21	13	8	1.0	1.0	2	0	0	0	0	1	1	1	0	0	0
Playoffs																			
Jan 10	Bal	L	p	0	0	0	0.0	0.0	NA	0	0	0	0	0	0	0	0	0	0
Totals		0-1	1/0	0	0	0	0.0	0.0	NA	0	0	0	0	0	0	0	0	0	0

2009 Tennessee Titans

Date	Opp	W/L	P/S	Tot	Solo	Asst	Sk	- Yds	QBP	TFL	Int	- Yds	-TD	PD	FF	FR	- Yds	SpT	
Sept 10	@ Pit	L	p	6	3	3	0.5	4.0	1	0	0	0	0	0	0	0	0	0	0
Sept 20	Hou	L	p	5	3	2	0.0	0.0	2	1	0	0	0	0	0	0	0	0	0
Sept 27	@ NYJ	L	p	4	2	2	0.0	0.0	2	0	0	0	0	0	0	0	0	0	0
Oct 4	@ Jax	L	p	7	4	3	1.0	11.0	1	0	0	0	0	0	0	0	0	0	0
Oct 11	Ind	L	S	4	3	1	0.0	0.0	0	2	0	0	0	0	0	0	0	0	0
Oct 18	@ NE	L	S	5	4	1	0.0	0.0	0	0	0	0	0	0	0	0	0	0	0
Nov 1	Jax	W	S	4	2	2	0.0	0.0	2	0	0	0	0	0	0	0	0	0	1
Nov 8	@ SF	W	S	8	6	2	1.5	24.5	3	0	0	0	0	0	1	0	0	0	0
Nov 15	Buf	W	S	6	3	3	1.0	2.0	1	0	0	0	0	0	1	0	0	0	0
Nov 23	@ Hou	W	S	3	1	2	0.0	0.0	2	0	0	0	0	0	0	0	0	0	0
Nov 29	Ari	W	S	6	3	3	0.0	0.0	2	0	0	0	0	0	0	0	0	0	0
Dec 6	@ Ind	L	S	2	1	1	0.0	0.0	3	0	0	0	0	0	0	0	0	0	0
Dec 13	StL	W	S	9	7	2	0.0	0.0	1	2	0	0	0	0	0	0	0	0	0
Dec 20	Mia	W	S	8	6	2	0.0	0.0	2	0	0	0	0	0	0	0	0	0	0
Dec 25	SD	L	S	1	0	1	0.0	0.0	0	0	0	0	0	0	0	0	0	0	0
Jan 3	@ Sea	W	p	4	3	1	0.0	0.0	1	0	0	0	0	0	0	0	0	0	0
Totals		8-8	16/11	82	51	31	4.0	41.5	23	5	0	0	0	0	2	0	0	0	1

WILLIAM HAYES' NFL STATISTICS

REGULAR SEASON

Year	Team	GP	GS	TACKLES							INTERCEPTIONS					FUMBLES			
				Tot	Solo	Asst	Sk	Yds	QBP	TFL	No	Yds	Lg	TD	PD	FF	FR	Yds	SpT
2008	Tennessee	8	0	21	13	8	1.0	1.0	2	0	0	0	0	1	1	1	4	0	
2009	Tennessee	16	11	82	51	31	4.0	41.5	23	5	0	0	0	0	2	0	0	1	
NFL Totals		24	11	103	64	39	5.0	42.5	25	5	0	0	0	1	3	1	4	1	


PLAYOFFS

Year	Team	GP	GS	TACKLES							INTERCEPTIONS					FUMBLES			
				Tot	Solo	Asst	Sk	Yds	QBP	TFL	No	Yds	Lg	TD	PD	FF	FR	Yds	SpT
2008	Tennessee	1	0	0	0	0	0.0	0.0	0	0	0	0	0	0	0	0	0	0	
Playoff Totals		1	0	0	0	0	0.0	0.0	0	0	0	0	0	0	0	0	0	0	

Single-Game Highs

- Tackles - 9 vs. St. Louis (12/13/09)
- Sacks - 1.5 at San Francisco (11/8/09)
- Forced Fumbles - 1 (three times, last vs. Buffalo 11/15/09)
- Fumble Recoveries - 1 vs. Pittsburgh (12/21/08)

26



TYE HILL

CORNERBACK • 5'10" • 186 lbs • COLLEGE: CLEMSON
ACQUIRED: FA - 2010 • NFL EXP. (NFL/TITANS): 5/1
HOMETOWN: ST. GEORGE, S.C.
GAMES PLAYED/GAMES STARTED: 36/24 (PLAYOFFS: 0/0)



2010 QUICK STATS

GP/GS: 0/0 • 0 tackles, 0 sacks, 0 QBP, 0 INT, 0 PD, 0 FF, 0 FR

PRO: Tye Hill was signed as a free agent early in the 2010 offseason to provide veteran depth and challenge for a starting role at cornerback. The 2006 first-round draft pick played his first three NFL seasons with the St. Louis Rams and spent 2009 with the Atlanta Falcons.

CAREER HIGHLIGHTS:

- In the first four years of his career (2006-09), Hill started 24 games and totaled 101 tackles, five interceptions and 15 passes defended.
- Against Washington on Nov. 8, 2009, he scored his first career touchdown on a 62-yard interception return.
- In 2006, earned All-Rookie honors from *Pro Football Weekly* and the Professional Football Writers of America after leading the Rams with three interceptions in 16 games (10 starts).

TITANS TIDBITS:

- In addition to being a football standout, Hill is a former track and field star. In high school, he won the South Carolina 100-meter and 400-meter state titles and finished second in the 200. At Clemson, he won ACC titles in the 60-meter indoor and 100 outdoor events and was on the team's 4x100 ACC Champion relay team.

CAREER TRANSACTIONS:

- The St. George, S.C., native was originally selected by the St. Louis Rams in the first round (15th overall) of the 2006 NFL Draft.
- Traded to the Atlanta Falcons on Sept. 1, 2009 in exchange for a 2010 seventh-round pick (226th overall).
- Released by the Falcons on March 16, 2010.
- Signed by the Titans as a free agent on March 31, 2010.

SEASON RECAPS:

2009 (8/3 – Atlanta): In eight games with the Falcons (three starts), totaled seven tackles and one interception for a 62-yard touchdown. Inactive for the first five games of the season and did not play in three additional contests.

- At New Orleans (11/2), started in his first appearance as a Falcon and posted four tackles.
- Against Washington (11/8), picked off Jason Campbell for his fifth career interception and returned it 62 yards for a score. It marked his first career interception for a touchdown.

2008 (4/4 – St. Louis): Started the first four games of the season at left cornerback and totaled 22 tackles, two passes defended and one fumble recovery before a knee injury ended his season. Inactive for nine games before being placed on injured reserve on Dec. 8.

- Against Philadelphia (9/7), posted six tackles and added a pass defended.
- Against N.Y. Giants (9/14), made a career-high seven tackles and forced a fumble.
- Against Buffalo (9/28), suffered a knee injury after producing three tackles.

2007 (8/7 – St. Louis): Competed in eight games (seven starts) while contributing with 30 tackles, one interception and nine passes defended. Inactive for four games and spent final four weeks on injured reserve.

- Against Carolina (9/9), set career high with six solo tackles.
- At San Francisco (11/18), grabbed his first interception of the season off Trent Dilfer and added three tackles and a season-high three passes defended.
- Placed on injured reserve on Dec. 7.

2006 (16/10 – St. Louis): Started in 10 of 16 games as a rookie and finished the season with 42 tackles, a team-high three interceptions, four passes defended and one fumble recovery. His three interceptions were the most by a Rams rookie since linebacker Pisa Tinoisamoa tallied three in 2003. Earned All-Rookie honors from *Pro Football Weekly* and the Professional Football Writers of America.

- Against Denver (9/10), in his first NFL game, recorded his first career interception by picking off Jake Plummer. His 14-yard return helped set up a Rams field goal.
- Against Chicago, tied for the team lead with six tackles.

COLLEGE:

- Finished his Clemson career with 149 tackles, three sacks, two forced fumbles, three fumble recoveries, five interceptions and 35 passes defended.
- In 12 games on offense, gained 209 yards with two touchdowns on 37 carries.
- A finalist for the Thorpe Award, given to the nation's top defensive back.
- Named the team's most improved player as a sophomore.
- Earned ACC Defensive Back of the Week honors against Florida State.
- Graduated with degree in human resource development.

PERSONAL:

- Married to Alexis with son, John Tristen Hill (2).
- Attended Woodland High School in Dorchester, S.C., and was an all-state selection as a junior and senior.
- Rushed for 1,445 yards and 16 touchdowns in seven games as a senior.
- Was an All-America selection in both football and track.
- Earned High School Sports Report and Low Country Track Athlete of the Year. He was the 100m state champion with a time of 10.51 seconds and also won the 400m title with a time of 49.0 seconds. In the 200m dash, he came in second at 21.32 seconds.
- Born John Tye Heath Hill on June 3, 1982 in St. George, S.C.

HILL'S GAME-BY-GAME

2006 St. Louis Rams

Date	Opp	W/L	P/S	Tot	Solo	Asst	Sk	- Yds	QBP	TFL	Int - Yds	-TD	PD	FF	FR - Yds	SpT			
Sept 10	Den	W	p	1	1	0	0.0	0	0	0	1	14	0	1	0	0	2		
Sept 17	@ SF	L	p	1	0	1	0.0	0	0	0	0	0	0	0	0	0	1		
Sept 24	Ari	W	p	2	1	1	0.0	0	0	0	0	0	0	0	0	0	0		
Oct 1	Det	W	p	2	2	0	0.0	0	0	0	0	0	0	0	0	0	3		
Oct 8	@ GB	W	S	4	3	1	0.0	0	0	0	0	0	0	0	0	0	0		
Oct 15	Sea	L	S	3	1	2	0.0	0	0	0	0	0	0	0	0	0	0		
Oct 29	@ SD	L	p	0	0	0	0.0	0	0	0	0	0	0	0	0	0	0		
Nov 5	KC	L	p	2	2	0	0.0	0	0	0	0	0	0	0	0	0	0		
Nov 12	@ Sea	L	S	1	1	0	0.0	0	0	0	0	0	0	0	0	0	0		
Nov 19	@ Car	L	S	3	2	1	0.0	0	0	0	1	6	0	0	0	0	1		
Nov 26	SF	W	S	2	2	0	0.0	0	0	0	1	0	0	0	0	0	0		
Dec 3	Ari	L	S	3	3	0	0.0	0	0	0	0	0	0	0	0	0	0		
Dec 11	Chi	L	S	6	5	1	0.0	0	0	0	0	0	0	0	0	0	0		
Dec 17	@ Oak	W	S	6	5	1	0.0	0	0	0	0	0	0	0	1	2	0		
Dec 24	Was	W	S	3	3	0	0.0	0	0	0	0	0	1	0	0	0	1		
Dec 31	@ Min	W	S	3	3	0	0.0	0	0	0	0	0	2	0	0	0	1		
Totals				8-8	16/10	42	33	9	0.0	0	0	3	20	0	4	0	1	2	9

2007 St. Louis Rams

Date	Opp	W/L	P/S	Tot	Solo	Asst	Sk	- Yds	QBP	TFL	Int - Yds	-TD	PD	FF	FR - Yds	SpT			
Sept 9	Car	L	S	6	6	0	0.0	0	0	0	0	0	1	0	0	0	0		
Sept 16	SF	L	IA																
Sept 23	@ TB	L	IA																
Sept 30	@ Dal	L	IA																
Oct 7	Ari	L	IA																
Oct 14	@ Bal	L	p	3	2	1	0.0	0	0	0	0	0	0	0	0	0	0	0	
Oct 21	@ Sea	L	S	4	3	1	0.0	0	0	0	0	0	1	0	0	0	0	0	
Oct 28	Cle	L	S	1	0	1	0.0	0	0	0	0	0	1	0	0	0	0	0	
Nov 11	@ NO	W	S	4	4	0	0.0	0	0	0	0	0	2	0	0	0	0	0	
Nov 18	@ SF	W	S	3	3	0	0.0	0	0	0	1	0	0	3	0	0	0	0	
Nov 25	Sea	L	S	5	5	0	0.0	0	0	0	0	0	0	0	0	0	0	1	
Dec 2	Atl	W	S	4	4	0	0.0	0	0	0	0	0	1	0	0	0	0	2	
Dec 9	@ Cin	L																	
Dec 16	GB	L																	
Dec 20	Pit	L																	
Dec 30	@ Ari	L																	
Totals				3-13	8/7	30	27	3	0.0	0	0	1	0	0	9	0	0	0	3

2008 St. Louis Rams

Date	Opp	W/L	P/S	Tot	Solo	Asst	Sk	- Yds	QBP	TFL	Int - Yds	-TD	PD	FF	FR - Yds	SpT				
Sept 7	@ Phi	L	S	6	6	0	0.0	0	0	0	0	0	0	0	0	0	0	0		
Sept 14	NYG	L	S	7	5	2	0.0	0	0	0	0	0	0	0	1	0	0	0		
Sept 21	@ Sea	L	S	6	6	0	0.0	0	0	0	0	0	0	0	1	0	0	0		
Sept 28	Buf	L	S	3	2	1	0.0	0	0	0	0	0	0	0	0	0	0	0		
Oct 12	@ Was	W	IA																	
Oct 19	Dal	W	IA																	
Oct 26	@ NE	L	IA																	
Nov 2	Ari	L	IA																	
Nov 9	@ NYJ	L	IA																	
Nov 16	@ SF	L	IA																	
Nov 23	Chi	L	IA																	
Nov 30	Mia	L	IA																	
Dec 7	@ Ari	L	IA																	
Dec 14	Sea	L																		
Dec 21	SF	L																		
Dec 28	@ Atl	L																		
Totals				2-14	4/4	22	19	3	0.0	0	0	0	0	0	0	0	2	1	0	0

Placed on injured reserve on Dec. 8

2009 Atlanta Falcons

Date	Opp	W/L	P/S	Tot	Solo	Asst	Sk	- Yds	QBP	TFL	Int - Yds	-TD	PD	FF	FR - Yds	SpT			
Sept 13	Mia	W	IA																
Sept 20	Car	W	IA																
Sept 27	@ NE	L	IA																
Oct 11	@ SF	W	IA																
Oct 18	Chi	W	IA																
Oct 25	@ Dal	L	DNP																
Nov 2	@ NO	L	S	4	4	0	0.0	0	0	0	0	0	0	0	0	0	0	0	0
Nov 8	Was	W	S	0	0	0	0.0	0	0	0	1	62	1	1	0	0	0	0	0
Nov 15	@ Car	L	S	1	1	0	0.0	0	0	0	0	0	0	0	0	0	0	0	0
Nov 22	@ NYG	L	DNP																
Nov 29	TB	W	p	1	1	0	0.0	0	0	0	0	0	0	0	0	0	0	0	0
Dec 6	Phi	L	p	1	1	0	0.0	0	0	0	0	0	0	0	0	0	0	0	0
Dec 13	NO	L	DNP																
Dec 20	@ NYJ	W	p	0	0	0	0.0	0	0	0	0	0	0	0	0	0	0	0	0
Dec 27	Buf	W	p	0	0	0	0.0	0	0	0	0	0	0	0	0	0	0	0	0
Jan 3	@ TB	W	p	0	0	0	0.0	0	0	0	0	0	0	0	0	0	0	0	0
Totals				9-7	8/3	7	7	0	0.0	0	0	0	1	62	1	1	0	0	0

TYE HILL'S NFL STATISTICS

REGULAR SEASON

Year	Team	GP	GS	TACKLES						INTERCEPTIONS					FUMBLES				
				Tot	Solo	Asst	Sk	Yds	QBP	TFL	No	Yds	Lg	TD	PD	FF	FR	Yds	SpT
2006	St. Louis	16	10	42	33	9	0.0	0	0	0	3	20	14	0	4	0	1	2	9
2007	St. Louis	8	7	30	27	3	0.0	0	0	0	1	0	0	0	9	0	0	0	3
2008	St. Louis	4	4	22	19	3	0.0	0	0	0	0	0	-	0	2	1	0	0	0
2009	Atlanta	8	3	7	7	0	0.0	0	0	0	1	62	62t	1	1	0	0	0	0
NFL Totals		36	24	101	86	15	0.0	0	0	0	5	82	62t	1	16	1	1	2	12

Single-Game Highs

Tackles - 7 vs. N.Y Giants (9/14/08)
 Interceptions - 1 (five times, most recent vs. Washington (11/8/09)
 Long Interception - 62t vs. Washington (11/8/09)

37



ROD HOOD

CORNERBACK • 5'11" • 198 lbs • COLLEGE: AUBURN
ACQUIRED: FREE AGENT - 2009 • NFL EXP. (NFL/TITANS): 8/2
HOMETOWN: COLUMBIA, GA.
GAMES PLAYED/GAMES STARTED: 92/47 (PLAYOFFS: 11/6)



2010 QUICK STATS

GP/GS: 0/0 • 0 tackles, 0 sacks, 0 QBP, 0 INT, 0 PD, 0 FF, 0 FR

PRO: Rod Hood is an experienced cornerback who was re-signed in the offseason to compete for the starting job opposite Cortland Finnegan. The ball-hawking veteran sustained a knee injury during May OTAs and is expected to miss the entire 2010 season. Hood arrived in Tennessee midway through the 2009 season and tied for second on the team with three interceptions in limited playing time.

CAREER HIGHLIGHTS:

- In his first seven seasons, Hood has returned three of his 14 career interceptions for touchdowns, including 31-yard return for a score as a member of the Titans in 2009.
- In 2009, Hood appeared in just five games for the Titans but finished tied for second on the team with three interceptions.
- In 2007, Hood won the starting cornerback job in his first season with the Cardinals and started all 16 games for the first time in his career. He recorded a career-high five interceptions and ranked second in the NFL with 196 interception return yards.

TITANS TIDBITS:

- Hood stood just 5-foot-3-inches as a sophomore in high school, but grew to five-foot-10-inches in just one year. Despite the growth spurt, his high school career was marred by a broken growth plate in his shoulder as a junior and by a broken ankle during his senior season. As a result, he received no scholarship offers from Division I programs. Eventually, he turned down Division I-AA offers to walk-on at Auburn as a wide receiver.
- Prior to entering the NFL in 2003, Hood moved in with former Carolina Panthers defensive tackle Brentson Buckner, a fellow Carver High School alum. Buckner schooled Hood on how to be a pro in the NFL, how to eat right and the proper way to work out. Hood doubts he would be where he is today without that tutelage.

CAREER TRANSACTIONS:

- The Columbia, Ga., native originally signed with the Philadelphia Eagles as an undrafted free agent on May 2, 2003.
- Signed by the Arizona Cardinals as an unrestricted free agent on March 10, 2007.
- Released by the Cardinals on April 28, 2009 and signed as a free agent by the Cleveland Browns on May 26, 2009.
- Spent 2009 training camp with the Browns before being released and signing for four days from Sept. 1 - 5 with the Chicago Bears.
- Signed by the Titans as a free agent on Oct. 15, 2009.

SEASON RECAPS:

- 2009 (5/4 - Tennessee):** Appeared in five games with four starts after being signed by the Titans as a free agent on Oct. 15, 2009. Collected 18 tackles, four passes defended and tied for second on the team with three interceptions. Tied for the team lead in passes defended twice in 2009 (at SF, vs. BUF). Was inactive for five consecutive games (11/29 - 12/25).
- Against Jacksonville (11/1), posted five tackles and an interception in the Titans' 30-13 victory. Intercepted a David Garrard pass intended for Torry Holt on third-and-three in the second quarter. Collected a special teams tackle on coverage units.
 - At San Francisco (11/8), recorded two solo tackles and an interception in the Titans' 34-27 victory. Intercepted an Alex Smith pass that was deflected by Michael Griffin and returned it 43 yards to the 49ers' 24-yard line. Posted a solo special teams tackle on coverage units.
 - Against Buffalo (11/15), notched four tackles, including a tackle for loss and an interception return for a touchdown in the Titans' 41-17 win. Intercepted a pass intended for Terrell Owens and raced 31 yards for a

touchdown with 53 seconds remaining in the game.

2008 (15/14, 4/3 - Arizona): Appeared in 15 games with 14 starts and notched 40 tackles, one interception and 19 passes defended. Appeared in all four playoff games with three starts and posted 17 tackles and an interception.

- At St. Louis (11/2), lone interception of the regular season came when he picked off Marc Bulger.
- Against Minnesota (12/14), returned a blocked field goal 68 yards for a touchdown after Dominique Rodgers-Cromartie blocked a 34-yard attempt by Ryan Longwell.
- At Carolina (1/10), recorded an interception off a Jake Delhomme pass in Divisional win.

2007 (16/16 - Arizona): Won the starting cornerback job in his first season with the Cardinals and started all 16 games for the first time in his career. Recorded a career-high five interceptions. Ranked second in the NFL with 196 interception return yards, trailing only teammate Antrel Rolle (231).

- Against St. Louis (10/7), named the NFC Defensive Player of the Week after recording two interceptions (both off Gus Frerotte), including a fourth quarter 68-yard return for a touchdown that gave the Cardinals a 27-20 lead in a 34-31 victory.
- Against Cleveland (12/2), snared a pair of Derek Anderson passes in 27-21 win, and returned one 71 yards for a score to give Arizona a 7-0 first-quarter lead.

2006 (10/5, 2/2 - Philadelphia): Served as the team's nickel back and contributed on special teams. Appeared in 10 games with five starts and tallied 18 tackles, a sack and three passes defended.

- At Dallas (12/25), recorded his first career sack as he dropped Tony Romo for a nine-yard loss on fourth-and-10 in the fourth quarter of the Eagles' 23-7 victory on Monday Night Football. Also recovered a Miles Austin fumble on kickoff coverage in the contest.

2005 (16/6 - Philadelphia): Appeared in all 16 games while starting the final six games of the season. Posted 41 tackles, three interceptions and 15 passes defended. Also handled kickoff return duties bringing back 38 kickoffs for 900 yards (23.7 avg.).

- Against Green Bay (11/27), snared an interception off a Brett Favre pass in the Eagles' end zone with 38 seconds to play as Philadelphia hung on for a 19-14 win.
- At St. Louis (12/18), had a career-long 53-yard kickoff return.

2004 (16/2, 3/1 - Philadelphia): Saw action in all 16 games with two starts and amassed 32 tackles, an interception and a team-high three fumble recoveries.

- At Detroit (9/26), recovered a Joey Harrington fumble.
- Against Carolina (10/17), accounted for an interception when he picked off a Jake Delhomme pass in Philadelphia's 30-8 victory.

2003 (14/0 - Philadelphia): As a rookie, appeared in 14 games and tied for the team lead with 21 special teams tackles.

- Against Washington (10/5), collected his first career interception when he picked off a Patrick Ramsey pass in the Eagles' 27-25 victory.

COLLEGE:

- Hood was a former walk-on who moved from wide receiver to cornerback during his four-year stint (1999-2002) at Auburn.
- Saw action in 47 games with 18 starts for the Tigers and totaled 106

HOOD'S GAME-BY-GAME CONT.

2008 Arizona Cardinals

Date	Opp	W/L	P/S	Tot	Solo	Asst	Sk	- Yds	QBP	TFL	Int	- Yds	-TD	PD	FF	FR	- Yds	SpT	
Sept 7	@ SF	W	S	2	2	0	0.0	0.0	0	0	0	0	0	0	0	0	0	0	0
Sept 14	Mia	W	S	6	6	0	0.0	0.0	0	0	0	0	0	1	0	0	0	0	0
Sept 21	at Was	L	S	3	3	0	0.0	0.0	0	0	0	0	0	1	0	0	0	0	0
Sept 28	at NYJ	L	S	0	0	0	0.0	0.0	0	0	0	0	0	3	0	0	0	0	0
Oct 5	Buf	W	S	1	1	0	0.0	0.0	0	0	0	0	0	0	0	0	0	0	0
Oct 12	Dal	W	S	4	4	0	0.0	0.0	0	0	0	0	0	1	0	0	0	0	0
Oct 26	at Car	L	S	5	4	1	0.0	0.0	0	0	0	0	0	1	0	0	0	0	0
Nov 2	at StL	W	S	2	2	0	0.0	0.0	0	0	1	0	0	2	0	0	0	0	0
Nov 10	SF	W	S	3	3	0	0.0	0.0	0	0	0	0	0	4	0	0	0	0	0
Nov 16	at Sea	W	S	2	2	0	0.0	0.0	0	0	0	0	0	0	0	0	0	0	0
Nov 23	NYG	L	p	0	0	0	0.0	0.0	0	0	0	0	0	0	0	0	0	0	0
Nov 27	at Phi	L	IA																
Dec 7	StL	W	S	5	5	0	0.0	0.0	0	0	0	0	0	2	0	0	0	0	0
Dec 14	Min	L	S	2	2	0	0.0	0.0	0	0	0	0	0	2	0	0	0	0	0
Dec 21	at NE	L	S	2	1	1	0.0	0.0	0	0	0	0	0	1	0	0	0	0	0
Dec 28	Sea	W	S	3	3	0	0.0	0.0	0	0	0	0	0	1	0	0	0	0	0
Totals				9-7	15/14	40	38	2	0.0	0.0	0	0	0	0	19	0	0	0	0
Playoffs																			
Jan 3	Atl	W	S	9	5	4	0.0	0.0	0	0	0	0	0	3	0	0	0	0	0
Jan 10	@ Car	W	S	5	5	0	0.0	0.0	0	0	1	0	0	1	0	0	0	0	0
Jan 18	Phi	W	S	1	1	0	0.0	0.0	0	0	0	0	0	2	0	0	0	0	0
Feb 1	Pit	L	p	6	5	1	0.0	0.0	0	0	0	0	0	0	0	0	0	0	0
Totals				3-1	4/3	21	16	5	0.0	0.0	0	0	1	0	6	0	0	0	0

2009 Tennessee Titans

Date	Opp	W/L	P/S	Tot	Solo	Asst	Sk	- Yds	QBP	TFL	Int	- Yds	-TD	PD	FF	FR	- Yds	SpT	
Oct 18	@ NE	L	p	0	0	0	0.0	0.0	0	0	0	0	0	0	0	0	0	0	1
Nov 1	Jax	W	S	5	4	1	0.0	0.0	0	0	1	17	0	1	0	0	0	0	1
Nov 8	@ SF	W	S	2	2	0	0.0	0.0	0	0	1	43	0	1	0	0	0	0	1
Nov 15	Buf	W	S	4	3	1	0.0	0.0	0	1	1	31	1	1	0	0	0	0	0
Nov 23	@ Hou	W	DNP																
Nov 29	Ari	W	IA																
Dec 6	@ Ind	L	IA																
Dec 13	StL	W	IA																
Dec 20	Mia	W	IA																
Dec 25	SD	L	IA																
Jan 3	@ Sea	W	S	7	5	2	0.0	0.0	0	0	0	0	0	1	0	0	0	0	0
Totals				8-3	5/4	18	14	4	0.0	0.0	0	1	3	91	1	4	0	0	3

ROD HOOD'S NFL STATISTICS

REGULAR SEASON

Year	Team	GP	GS	TACKLES							INTERCEPTIONS					FUMBLES			
				Tot	Solo	Asst	Sk	Yds	QBP	TFL	No	Yds	Lg	TD	PD	FF	FR	Yds	SpT
2003	Philadelphia	14	0	7	4	3	0.0	0.0	NA	NA	1	5	5	0	3	0	1	0	21
2004	Philadelphia	16	2	32	25	7	0.0	0.0	NA	NA	1	20	20	0	4	1	3	0	10
2005	Philadelphia	16	6	41	35	6	0.0	0.0	NA	NA	3	17	17	0	12	0	0	0	7
2006	Philadelphia	10	5	18	13	5	1.0	9.0	NA	NA	0	0	0	0	3	0	1	0	3
2007	Arizona	16	16	65	54	11	0.0	0.0	NA	NA	5	196	71t	2	21	0	0	0	0
2008	Arizona	15	14	40	38	2	0.0	0.0	NA	NA	1	0	0	0	19	0	0	0	0
2009	Tennessee	5	4	18	14	4	0.0	0.0	0	1	3	91	43	1	4	0	0	0	3
NFL Totals		92	47	221	183	38	1.0	9.0	0	1	14	329	71t	3	66	1	5	0	44

PLAYOFFS

Year	Team	GP	GS	TACKLES							INTERCEPTIONS					FUMBLES			
				Tot	Solo	Asst	Sk	Yds	QBP	TFL	No	Yds	Lg	TD	PD	FF	FR	Yds	SpT
2003	Philadelphia	2	0	0	0	0	0.0	0.0	NA	NA	0	0	0	0	1	0	0	0	0
2004	Philadelphia	3	1	3	3	0	0.0	0.0	NA	NA	0	0	0	0	2	0	0	0	0
2006	Philadelphia	2	2	6	6	0	0.0	0.0	NA	NA	0	0	0	0	0	0	0	0	0
2008	Arizona	4	3	17	15	2	0.0	0.0	NA	NA	1	0	0	0	6	0	0	0	0
Playoff Totals		11	6	26	24	2	0.0	0.0	0	0	1	0	0	0	9	0	0	0	0

Single-Game Highs

Tackles - 8 at St. Louis (12/18/05)
 Interceptions - 2 (twice, last vs. Cleveland 12/2/07)
 Sacks - 1 at Dallas (12/25/06)
 Fumble Recoveries - 1 (five times, last at Dallas 12/25/06)


Playoff Single-Game Highs

Tackles - 9 vs. Atlanta (1/3/09)
 Interceptions - 1 at Carolina (1/10/09)

Additional Statistics

Kickoff Returns - 15 returns for 336 yards (22.4 avg.) with long of 45 (2004); 38 returns for 900 yards (23.7 avg.) with long of 53 (2005)

24



CHRIS HOPE

SAFETY • 6'0" • 208 lbs • COLLEGE: FLORIDA STATE
ACQUIRED: UFA - 2006 (PIT) • NFL EXP. (NFL/TITANS): 9/5
HOMETOWN: ROCK HILL, S.C.
GAMES PLAYED/GAMES STARTED: 121/91 (PLAYOFFS: 9/7)



2010 QUICK STATS

GP/GS: 0/0 • 0 tackles, 0 sacks, 0 QBP, 0 INT, 0 PD, 0 FF, 0 FR

PRO BOWLS



2008

SUPER BOWLS



2005

PRO: A proven winner and a student of the game, Chris Hope provides leadership and big-game savvy in the Titans secondary. The ninth-year veteran earned a Super Bowl championship with the Steelers in 2005 and was selected to the Pro Bowl as a member of the Titans in 2008. A relentless worker in the weight room, Hope has been instrumental in the development of young players in the Titans' defensive backfield.

CAREER HIGHLIGHTS:

- Hope enjoyed a stellar 2008 campaign after returning to the field following a neck injury that cut short his 2007 season. He earned his first career Pro Bowl nod in 2008 while starting all 16 games and finishing third on the team with four interceptions and tied for third on the squad with 93 tackles.
- In 2006, Hope quickly showcased his ability in his first season in Tennessee by leading all NFL strong safeties with 128 tackles (career-high) and his career-high five interceptions tied for first place among players at his position.
- In 2005, Hope was a key member of the Super Bowl champion Pittsburgh Steelers teaming up with Pro Bowl safety Troy Polamalu.
- In 2004, Hope emerged as the Steelers' starting free safety, totaling 97 tackles, one forced fumble, one fumble recovery and one interception in 16 starts.

TITANS TIDBITS:

- In March 2008, Hope teamed with Soles4Souls, a Nashville-based global organization dedicated to providing free footwear to people in need all over the world, to provide 1,000 pairs of shoes to the Nashville Rescue Mission. He has worked with the organization the past three offseasons.
- Hope is the spokesperson for Get Fit Tennessee. He makes numerous community appearances around Middle Tennessee, with many of them focusing on health and fitness.
- Since arriving from the Steelers in 2006, Hope's leadership has had a trickle down effect on the Titans secondary. Hope has been the ring leader for the secondary workouts the last few offseasons. Hope along with Cortland Finnegan, Michael Griffin and Vincent Fuller met on a daily basis in the offseason to workout and watch film.
- Nicknamed "Hammer" by friends growing up in Rock Hill, S.C., the name has followed him to the professional ranks because of his hard-knock play between the white lines.
- Since his Seminole days, Hope makes it a ritual to wear his Jesus bracelet every game and he reads the Bible that his aunt gave him in high school before he takes the field for inspiration.
- A communications major at Florida State, Hope plans on pursuing a career as a sports commentator and he has the vision of opening his own public relations firm as well.

CAREER TRANSACTIONS:

- The Rock Hill, S.C., native was originally selected by the Steelers in the third round (94th overall) in the 2002 NFL Draft.
- Signed by the Titans as an unrestricted free agent on March 15, 2006.

SEASON RECAPS:

- 2009 (16/16 – Tennessee):** Started all 16 games at safety and ranked fourth on the team with 95 tackles. Tied for second on the squad with three interceptions and also posted seven passes defended, two sacks and a forced fumble. Led or tied for the team lead in passes defended three times in 2009 (at PIT, at NYJ, at SF).
- At Pittsburgh (9/10), registered 11 solo tackles and a pass defended.
 - At N.Y. Jets (9/27), posted six tackles, an interception and a team-high two passes defended. Broke up a third-and-five pass intended for Chansi

Stuckey in the second quarter. Intercepted a Mark Sanchez pass intended for Stuckey in the fourth quarter.

- At San Francisco (11/8), recorded six tackles, a sack and an interception in the Titans' 34-27 victory. Shot through the line on a blitz and sacked Alex Smith for an eight-yard loss in the third quarter. Dove in front of Josh Morgan and intercepted an Alex Smith pass in the fourth quarter.
- Against Miami (12/20), posted five tackles and an interception in the Titans' 27-24 overtime win. Halted a potential Dolphins' scoring drive by intercepting a pass intended for Ricky Williams in the end zone late in the third quarter.
- At Seattle (1/3), registered five tackles, including a sack and a pass defended in the Titans' season-ending 17-13 victory. Sacked Matt Hasselbeck for a seven-yard loss and forced a fumble that was recovered by the Seahawks in the first quarter.

2008 (16/16, 1/1 – Tennessee): Named to his first career Pro Bowl after starting all 16 games and finishing third on the team with four interceptions and tied for third with 93 tackles. Led the team in tackles twice in 2008 (at CIN, vs. HST) and tied for the team lead in passes defended three times (at CIN, vs. IND, at HST). Named AFC Defensive Player of the Week after notching four solo tackles and a career-high two interceptions in the Titans' 31-21 victory over the Colts on Monday Night Football (10/27/08).

- At Cincinnati (9/14), led the team with 10 tackles (8 solo) and tallied a tackle for loss and a pass defended in the 24-7 road victory. Broke up a pass intended for Chad Ocho Cinco on third-and-two in the first stanza.
- Against Houston (9/21), led the team with 10 tackles in the Titans' 31-12 victory.
- Against Indianapolis (10/27), named AFC Defensive Player of the Week after notching four solo tackles and a career-high two interceptions in the Titans' 31-21 victory over the Colts on Monday Night Football. Made a third-down stop by intercepting a Peyton Manning pass that was tipped by Vincent Fuller early in the second quarter. Collected his second interception of the game by hauling in a pass that deflected off Dallas Clark's hands in the fourth quarter.
- Against Green Bay (11/2), posted four solo tackles, a sack and an interception in the Titans' 19-16 overtime victory over the Packers. Dropped Aaron Rodgers for a sack at midfield during the first quarter. Broke up a fourth-and-one pass intended for Jermichael Finley in the first quarter. Picked off a Rodgers pass intended for Greg Jennings in the end zone in the third quarter.
- At Chicago (11/9), collected five tackles and an interception in the Titans' 21-14 road win. Intercepted a tipped ball by Cortland Finnegan and returned it 13 yards to the Chicago 25-yard line in the first quarter.
- Against Baltimore (1/10), posted seven tackles and a pass defended. Defended a deep pass intended for Derrick Mason in the fourth quarter.

2007 (11/11, 0/0 – Tennessee): Played in and started the first 11 games of the season at strong safety. Tallied 60 tackles, two interceptions, four passes defended, two quarterback pressures, a tackle for loss and a fumble recovery. Was inactive for one game (12/2 vs. Houston) before being placed on injured reserve on Dec. 7, 2007. Led or tied for the team lead in tackles twice in 2007 (at JAX, at DEN) and tied for the team lead in passes defended once (vs. JAX).

- Against Oakland (10/28), posted eight tackles and an interception in the Titans' 13-9 win. Halted a potential Raiders' scoring opportunity by intercepting a deep pass intended for Jerry Porter in the fourth quarter.
- Against Carolina (11/4), collected six tackles, an interception, a tackle for loss and a quarterback pressure in the Titans' 20-7 victory over the Panthers. Sealed the Titans' third consecutive victory by intercepting a

Matt Moore pass intended for Drew Carter in the fourth quarter.

- At Cincinnati (11/25), started at strong safety but left the game in the first quarter with an injury (neck). Registered five tackles.

2006 (16/16 – Tennessee): Started all 16 games for third consecutive season and set new career-highs in tackles (128, second on team), interceptions (five, team-high), one touchdown and passes defended (15, team-high). Hope's 128 tackles led all NFL strong safeties and were the most by Titan safety since Bo Eason's 131 tackles in 1985. Hope's five interceptions tied for first among strong safeties in the NFL. Also contributed one fumble recovery.

- Was named to USA Today's All-Joe Team for the second consecutive season.
- At San Diego (9/17), registered career-high 12 tackles and one pass defended.
- Against Dallas (10/1), posted team-high 10 tackles, and recorded first interception as Titan. Also added two passes defended.
- Against Jacksonville (12/17), posted Titans third defensive touchdown of game when he picked off David Garrard and returned it 61 yards for touchdown. Also contributed 10 tackles and one pass defended.

2005 (16/16, 4/4 – Pittsburgh): Started all 16 games for Steelers and tied a then career-high with 97 tackles and set a then career-high with team-high three interceptions. Also added seven passes defended, one forced fumble and one fumble recovery. Was named to USA Today All-Joe Team.

- Against New England (9/25), tied career-high with 10 tackles and intercepted pass deep in Steelers territory.
- In AFC Championship Game at Denver (1/22), recorded three tackles.
- In Super Bowl XL victory against Seattle (2/5), registered three tackles and one pass defended.

2004 (16/16, 2/2 – Pittsburgh): Started all 16 games and posted then career-highs in tackles (97), interceptions (1) and passes defended (9). Also forced one fumble.

- In first start of his pro career against Oakland (9/12), posted six total tackles.
- Against Washington (11/28), led team with career-high 10 total tackles and three passes defended.
- Against N.Y. Jets (12/12), posted first career interception late in game and returned it 41 yards to help seal Steelers' victory. Recorded seven total tackles and registered two passes defended.
- In AFC Divisional Playoff Game against N.Y. Jets (1/15), made first career postseason start and responded with 10 tackles.
- In AFC Championship Game against New England (1/23), registered five total tackles and one pass defended.

2003 (16/0 – Pittsburgh): Developed into solid defensive back in his first significant action from scrimmage, while playing in all 16 games. Had a highlight play in the season-finale when he received a pass from punter Josh Miller on a fake punt and scored on an 81-yard touchdown — the Steelers' longest touchdown reception of the season. Finished with 11 total tackles. Also was credited with 15 special teams tackles.

- Against Cincinnati (11/30), recorded four tackles and posted one

quarterback pressure.

2002 (14/0, 2/0 – Pittsburgh): Played in 14 games as rookie and finished with 11 tackles and one forced fumble. Also added 14 special teams tackles. Was inactive against Carolina (12/15) and at Tampa Bay (12/23).

- Against Cincinnati (11/24), accumulated most extensive playing time of season due to injuries and posted three tackles. Also added one tackle on special teams.
- In AFC Divisional Playoff Game at Tennessee (1/11), was forced into action in team's pass defense because of injuries to secondary. Totaled three tackles on defense and added one tackle on special teams.

COLLEGE:

- At Florida State, was three-year starter who performed in three national championship games and two-time Academic All-America selection.
- Earned award for most dependable defensive back on team twice and finished his career with 234 tackles (149 solo) and seven stops behind line of scrimmage, 18 passes defended, nine interceptions, three forced fumbles and two fumble recoveries.
- As senior, named All-Atlantic Coast Conference and Academic All-ACC first-team.
- As junior, earned second-team All-ACC honors.
- Majored in communications.

PERSONAL:

- Single and splits time between Nashville and Rock Hill, S.C.
- At Rock Hill (S.C.) High, named USA Today All-USA first-team and Parade All-American as senior. Also named USA Today Player of the Year in state of South Carolina and selected to Prep Star's Dream Team. Ranked as No. 1 defensive back prospect in the nation by Prep Star and rated No. 3 defensive back and No. 50 overall prospect in America by National Recruiting Advisor. Was member of Atlanta Journal-Constitution Super Southern 1000. Selected to Orlando Sentinel All-Southern team. Rated as No. 1 defensive back recruit nationally by Tampa Tribune and ranked as sixth-best recruit nationally by St. Petersburg Times. Recorded 114 tackles and three interceptions as defensive back while rushing for 1,319 yards and 20 touchdowns as running back. Totaled 464 tackles, 10 interceptions and four fumble recoveries during his four-year varsity career.
- Cousin Gerald Dixon played linebacker for nine seasons (1993-2001) in the NFL with the Cleveland Browns, Cincinnati Bengals and San Diego Chargers.
- Participates in Titans charitable events and is actively involved in school and hospital visits in Nashville. Also visits schools in Rock Hill, S.C. during off-season.
- Took part in Titans Caravan 2008 in April, visiting soldiers and family members at Fort Campbell.
- List of favorites: (movie) "Rush Hour 2"; (food) grilled chicken; (TV Show) "Martin"; (music artist) Notorious B.I.G.; (vacation getaway) Miami; and (sports team other than the Titans) Duke University men's basketball team.
- Born Christopher Pierre Hope on Sept. 29, 1980 in Rock Hill, S.C.

HOPE'S GAME-BY-GAME CONT.

2009 Tennessee Titans

Date	Opp	W/L	P/S	Tot	Solo	Asst	Sk	- Yds	QBP	TFL	Int	- Yds	-TD	PD	FF	FR	- Yds	SpT	
Sept 10	@ Pit	L	S	11	11	0	0.0	0.0	0	0	0	0	0	1	0	0	0	0	
Sept 20	Hou	L	S	5	3	2	0.0	0.0	1	0	0	0	0	0	0	0	0	0	
Sept 27	@ NYJ	L	S	6	5	1	0.0	0.0	0	0	1	24	0	2	0	0	0	1	
Oct 4	@ Jax	L	S	9	7	2	0.0	0.0	0	0	0	0	0	0	0	0	0	0	
Oct 11	Ind	L	S	2	2	0	0.0	0.0	0	0	0	0	0	0	0	0	0	0	
Oct 18	@ NE	L	S	8	6	2	0.0	0.0	0	0	0	0	0	0	0	0	0	0	
Nov 1	Jax	W	S	4	3	1	0.0	0.0	0	0	0	0	0	0	0	0	0	0	
Nov 8	@ SF	W	S	6	3	3	1.0	8.0	0	0	1	0	0	1	0	0	0	0	
Nov 15	Buf	W	S	8	6	2	0.0	0.0	0	0	0	0	0	0	0	0	0	0	
Nov 23	@ Hou	W	S	1	0	1	0.0	0.0	0	0	0	0	0	1	0	0	0	0	
Nov 29	Ari	W	S	6	5	1	0.0	0.0	0	0	0	0	0	0	0	0	0	0	
Dec 6	@ Ind	L	S	7	3	4	0.0	0.0	0	0	0	0	0	0	0	0	0	0	
Dec 13	StL	W	S	5	4	1	0.0	0.0	0	0	0	0	0	0	0	0	0	0	
Dec 20	Mia	W	S	5	3	2	0.0	0.0	0	0	1	0	0	1	0	0	0	0	
Dec 25	SD	L	S	7	4	3	0.0	0.0	0	0	0	0	0	0	0	0	0	0	
Jan 3	@ Sea	W	S	5	5	0	1.0	6.0	0	0	0	0	0	1	1	0	0	0	
Totals				8-8	16/16	95	70	25	2.0	14.0	1	0	3	24	0	7	1	0	1

CHRIS HOPE'S NFL STATISTICS

REGULAR SEASON

Year	Team	GP	GS	TACKLES							INTERCEPTIONS					FUMBLES				
				Tot	Solo	Asst	Sk	Yds	QBP	TFL	No	Yds	Lg	TD	PD	FF	FR	Yds	SpT	
2002	Pittsburgh	14	0	11	11	0	0.0	0.0	NA	NA	0	0	0	0	0	0	0	0	0	0
2003	Pittsburgh	16	0	11	10	1	0.0	0.0	NA	NA	0	0	0	0	1	0	1	0	0	0
2004	Pittsburgh	16	16	97	72	25	0.0	0.0	NA	NA	1	41	41	0	9	1	0	0	0	0
2005	Pittsburgh	16	16	97	70	27	0.0	0.0	NA	NA	3	60	55	0	7	1	1	6	0	0
2006	Tennessee	16	16	128	99	29	0.0	0.0	0	0	5	105	61t	1	15	0	1	0	0	0
2007	Tennessee	11	11	60	39	21	0.0	0.0	2	1	2	45	45	0	4	0	1	0	0	0
2008	Tennessee	16	16	93	71	22	1.0	0.0	0	3	4	53	39	0	8	0	0	0	0	0
2009	Tennessee	16	16	95	70	25	2.0	14.0	1	0	3	24	24	0	7	1	0	0	0	1
NFL Totals		121	91	592	442	150	3.0	14.0	3	4	18	328	61t	1	51	3	4	6	1	

PLAYOFFS

Year	Team	GP	GS	TACKLES							INTERCEPTIONS					FUMBLES					
				Tot	Solo	Asst	Sk	Yds	QBP	TFL	No	Yds	Lg	TD	PD	FF	FR	Yds	SpT		
2002	Pittsburgh	2	0	3	2	1	0.0	0.0	0	0	0	0	0	0	0	0	0	0	0	0	0
2004	Pittsburgh	2	2	15	8	7	0.0	0.0	0	0	0	0	0	0	1	0	0	0	0	0	0
2005	Pittsburgh	4	4	14	9	5	0.0	0.0	0	0	0	0	0	0	3	0	0	0	0	0	0
2007	Tennessee	0	0	0	0	0	0.0	0.0	0	0	0	0	0	0	0	0	0	0	0	0	0
2008	Tennessee	1	1	7	6	1	0.0	0.0	0	0	0	0	0	0	1	0	0	0	0	0	0
Playoff Totals		9	7	39	25	14	0.0	0.0	0	0	0	0	0	0	5	0	0	0	0	0	

Single-Game Highs

Tackles - 12 at San Diego (9/18/06)
 Interceptions - 2 vs. Indianapolis (10/27/08)
 Fumble Recoveries - 1 (three times, last at Jacksonville 9/9/07)
 Sacks - 1 vs. Green Bay (11/2/08)
 Touchdowns - 1 vs. Jacksonville (12/17/06)
 Passes Defensed - 3 vs. Washington (11/28/04)


Playoff Single-Game Highs

Tackles - 10 vs. N.Y. Jets (1/15/04)

Additional Statistics

81-yard touchdown reception from punter Josh Miller on a fake punt at Baltimore (12/28/03)

67



DAVID HOWARD

DEFENSIVE TACKLE • 6'3" • 304 lbs • COLLEGE: BROWN
 ACQUIRED: D7b - 2010 • NFL EXP.: ROOKIE
 HOMETOWN: COLUMBIA, MD.
 GAMES PLAYED/GAMES STARTED: 0/0 (PLAYOFFS: 0/0)



2010 QUICK STATS

GP/GS: 0/0 • 0 tackles, 0 sacks, 0 QBP, 0 INT, 0 PD, 0 FF, 0 FR

PRO: An impressive physical talent, Howard joins the Titans following an accomplished career at Brown. The Ivy Leaguer will have a chance to break in with the Titans as an interior defensive lineman but also has the ability to play defensive end.

CAREER HIGHLIGHTS:

- Howard turned scouts' heads with his pro day workouts, when he ran the 40-yard dash in 5.03 seconds, displayed a 32-inch vertical jump and bench pressed 225 pounds 39 times. Among draftable defensive tackles, those numbers were similar to or better than NFL Combine performances by high first-round draft choices Ndomukong Suh (5.03 in the 40, 35 1/2 vertical, 32 reps in bench press) and Gerald McCoy (5.06, 30 1/2, 23).

TITANS TIDBITS:

- Howard was recruited to Brown by the track and field team. For three years, he participated in the shot put and discus events, winning the Ivy League shot put title twice. Meanwhile, he decided to walk on to the football team after his freshman year and eventually made the decision to concentrate full time on football.
- Howard earned his degree in economics from Brown in December 2009. He gained experience in a work setting during college with a few internships, including a position with a company that specialized in football equipment.

CAREER TRANSACTIONS:

- The Columbia, Md., native was selected by the Titans in the seventh round (241st overall) of the 2010 NFL Draft.

COLLEGE:

- In four seasons at Brown, Howard played in 33 games and totaled 74 tackles, 13 sacks, 15 quarterback pressures, 25.5 tackles for loss, three passes defended and four forced fumbles.

AS A SENIOR (2009), named first-team All-Ivy for the second straight season. Finished season with 29 total tackles, one sack, six tackles for loss, eight quarterback hurries and a blocked field goal.

AS A JUNIOR (2008), named first-team All-Ivy and was named to the All-New England Football Team. Started in all 10 games for the Bears and helped lead the Bears to the league's No. 1 ranking in rushing defense and rank of fourth nationally. Recorded 30 total tackles, a team-high 13 tackles for loss, 6.5 sacks, five quarterback hurries, one pass defended and three forced fumbles.

AS A SOPHOMORE (2007), had a breakout season for the Bears' defensive line. His 4.5 sacks ranked fourth in the Ivy League and second on the squad. Added 12 total tackles, 5.5 tackles for loss, two quarterback hurries, one pass defended and two forced fumbles.

AS A FRESHMAN (2006), joined the Brown team midway through the season. Registered three tackles on the season and one tackle for loss.

- Enrolled at Brown in 2005 as a member of the track and field team.
- Graduated with degree in economics in December 2009.

PERSONAL:

- Splits time between Nashville and Columbia, Md.
- Totaled four years as a starter for Oakland Mills (Columbia, Md.) High School and Springbrook (Silver Spring, Md.) High School. Spent three years at Oakland Mills and then transferred to Springbrook for fall 2004 semester. Returned to Oakland Mills in spring 2005.
- Twice named to All-State team, including as senior at Springbrook.
- Also lettered in football, wrestling, basketball and track. Was a two-time county champion in discus and shot put and won state discus title as junior.
- List of favorites: (movie) "The Matrix"; (TV show) "Martin"; (actor) Johnny Depp; (music artist) DJ Tiësto; (school subject) history; (car) Aston Martin; (books) "The Invisible Enemy" by his brother, Tony Howard; (video game) Modern Warfare; (food) chicken; (sports hero) Shaquille O'Neal; and (sports team other than the Titans) Cleveland Cavaliers.
- Born David Thomas Howard on Aug. 31, 1987 in Columbia, Md.

DAVID HOWARD'S COLLEGE STATISTICS

REGULAR SEASON		TACKLES									INTERCEPTIONS					FUMBLES		
Year	Team	GP	GS	Tot	Solo	Asst	Sk	Yds	QBP	TFL	No	Yds	Lg	TD	PD	FF	FR	Yds
2006	Brown	4	0	3	3	0	1.0	7	0	1.0	0	0	-	0	0	0	0	0
2007	Brown	9	0	12	7	5	4.5	29	2	5.5	0	0	-	-	1	1	0	0
2008	Brown	10	10	30	17	13	6.5	38	5	13.0	0	0	-	0	1	3	0	0
2009	Brown	10	10	29	13	16	1.0	7	8	6.0	0	0	-	0	1	0	0	0
College Totals		33	20	74	40	34	13.0	81	15	25.5	0	0	-	0	3	4	0	0

Additional Statistics

Blocked Kicks - 1 (2009)

90



MARCUS HOWARD

DEFENSIVE END • 6'0" • 237 lbs • COLLEGE: GEORGIA
 ACQUIRED: FREE AGENT - 2010 • NFL EXP. (NFL/TITANS): 2/1
 HOMETOWN: HUGER, S.C.
 GAMES PLAYED/GAMES STARTED: 9/0 (PLAYOFFS: 1/0)



2010 QUICK STATS

GP/GS: 0/0 • 0 tackles, 0 sacks, 0 QBP, 0 INT, 0 PD, 0 FF, 0 FR

PRO: Marcus Howard is a speed-rushing lineman that will compete for a roster spot at defensive end with the Titans in 2010. The former fifth-round draft pick of the Indianapolis Colts comes to Tennessee after spending the 2009 season out of football.

CAREER HIGHLIGHTS:

- In 2008, appeared in nine games with the Colts and posted seven tackles, 1.5 sacks, three quarterback pressures, a forced fumble, a pass defended and eight special teams tackles.

TITANS TIDBITS:

- Howard played well in big games during his tenure at Georgia. He was named the Most Outstanding Player of the Sugar Bowl as a senior after collecting four tackles, three sacks, five quarterback pressures, two forced fumbles and a fumble recovery for a touchdown against Hawaii.

CAREER TRANSACTIONS:

- The Huger, S.C., native was originally selected by the Indianapolis Colts in the fifth round (161st overall) of the 2008 NFL Draft.
- Released by the Colts on Sept. 5, 2009.
- Signed by the Titans as a free agent on Jan. 13, 2010.

SEASON RECAPS:

2008 (9/0, 1/0 - Indianapolis): Appeared in nine games as a reserve defensive end and special teamer with the Colts. Collected seven tackles, 1.5 sacks, three quarterback pressures, a forced fumble, a pass defended and eight special teams tackles. Was inactive for seven contests.

- At Cleveland (11/30), registered three special teams tackles.
- Against Tennessee (12/28), collected five tackles, 1.5 sacks and a forced fumble.
- At San Diego (1/3), posted a special teams tackle.

COLLEGE:

- Was a four-year letterman at Georgia who started 13 of 50 games and posted 79 tackles, 13.5 tackles for loss, 12.0 sacks, 52 quarterback pressures, four forced fumbles, three fumble recoveries and three passes defended.
- As a senior, started 13 games at defensive end and was named first-team All-SEC by the NFL Draft Report. Notched 41 tackles, 12 tackles for loss, 10.5 sacks, 42 quarterback pressures, three forced fumbles, two fumble recoveries and three passes defended.
- Was named the Most Outstanding Player of the Sugar Bowl as a senior after collecting four tackles, three sacks, five quarterback pressures, two forced fumbles and a fumble recovery for a touchdown against Hawaii.
- As a junior, appeared in 13 games as a reserve defensive end and had 11 tackles, a forced fumble and a fumble recovery.
- As a sophomore, made the transition from outside linebacker to defensive end and posted 24 tackles and 1.5 sacks.
- As a redshirt freshman, saw action in 11 games as a reserve outside linebacker and registered three tackles.
- Was redshirted in 2003.
- Majored in housing at Georgia.

PERSONAL:

- Single and splits time between Nashville and Huger, S.C.
- Was a two-time Class 2-A All-State selection as a running back and linebacker at Hanahan High School
- As a senior, was named Class 2-A Defensive Player of the Year after notching 89 tackles, three interceptions and a fumble recovery for a touchdown. Also rushed for 952 yards and 17 touchdowns on offense.
- Was named South Defensive MVP in the North-South All-Star Game.
- Lettered in basketball and track. Placed third in the state in both 100 and 200 meter dash.
- Born Marcus William Howard on Oct. 12, 1985 in Huger, S.C.

MARCUS HOWARD'S NFL STATISTICS

REGULAR SEASON				TACKLES							INTERCEPTIONS					FUMBLES			
Year	Team	GP	GS	Tot	Solo	Asst	Sk	Yds	QBP	TFL	No	Yds	Lg	TD	PD	FF	FR	Yds	SpT
2008	Indianapolis	9	0	7	6	1	1.5	6.0	3	0	0	0	0	0	1	1	0	0	8
NFL Totals		9	0	7	6	1	1.5	6.0	3	0	0	0	0	0	1	1	0	0	8

PLAYOFFS				TACKLES							INTERCEPTIONS					FUMBLES			
Year	Team	GP	GS	Tot	Solo	Asst	Sk	Yds	QBP	TFL	No	Yds	Lg	TD	PD	FF	FR	Yds	SpT
2008	Indianapolis	1	0	0	0	0	0.0	0.0	0	0	0	0	0	0	0	0	0	0	1
Playoff Totals		1	0	0	0	0	0.0	0.0	0	0	0	0	0	0	0	0	0	0	1

Single-Game Highs

Tackles - 5 vs. Tennessee (12/28/08)
 Sacks - 1.5 vs. Tennessee (12/28/08)
 Forced Fumble - 1 vs. Tennessee (12/28/08)
 Special Team Tackles - 3 at Cleveland (11/30/08)

Playoff Single-Game Highs

Special Team Tackles - 1 at San Diego (1/3/09)

28



CHRIS JOHNSON

*RUNNING BACK • 5'11" • 200 lbs • COLLEGE: EAST CAROLINA
ACQUIRED: 1ST ROUND - 2008 • NFL EXP. (NFL/TITANS): 3/3
HOMETOWN: ORLANDO, FLA.
GAMES PLAYED/GAMES STARTED: 31/30 (PLAYOFFS: 1/1)*



2010 QUICK STATS

GP/GS: 0/0 • 0 rushes for 0 yds, 0 TDs • 0 receptions for 0 yards, 0 TDs

PRO BOWLS



2008



2009

PRO: Adding world-class speed and big-play ability to the rushing attack, Chris Johnson has quickly emerged as one of the NFL's top young offensive stars. The former first-round pick has the uncanny ability to score from anywhere on the field. He produced one of the most extraordinary seasons by a running back in league history when he amassed a franchise-best 2,006 rushing yards and an NFL-record 2,509 yards from scrimmage in 2009.

CAREER HIGHLIGHTS:

- Became only the sixth player in NFL history to reach 2,000 rushing yards in 2009, joining Eric Dickerson (2,105), Jamal Lewis (2,066), Barry Sanders (2,053), Terrell Davis (2,008) and O.J. Simpson (2,003).
- Became the first player in NFL history with at least 2,000 rushing yards and 500 receiving yards in the same season.
- Named AP Offensive Player of the Year and was the only unanimous AP first-team All-Pro selection in 2009.
- Set a franchise record with 228 rushing yards on 24 carries with two touchdowns against Jacksonville (11/1/09).
- Amassed a career-high 284 total yards from scrimmage against Houston (9/20/09), the second-highest combined rushing and receiving total in franchise history behind Billy Cannon's 330 yards against the New York Titans on Dec. 10, 1961.
- Became just the second player in franchise history (Billy Cannon, 12/10/61) to post 100 receiving yards and 100 rushing yards in the same game against Buffalo (11/15/09).
- Became the first player in NFL history with six consecutive games of 125+ rushing yards and a 5.0+ yards per carry average in each of those games (Pro Football Hall of Famer Jim Brown accomplished this feat in five consecutive games in 1958).
- With his three touchdown runs of 85 or more yards in 2009 (91, 89, 85), he became the only player in NFL history to register three career touchdown runs of 85 or more yards.
- In his first two seasons (2009-2010), amassed 3,997 total yards from scrimmage ranking him third (Eric Dickerson and Edgerrin James) in NFL history for scrimmage yards in a player's first two campaigns.
- As a rookie in 2008, led the Titans with 1,228 rushing yards and was named to Pro Bowl. Finished third in AFC (eighth in NFL) in rushing yards and his 4.9-yard average was first in AFC (fourth in NFL).
- Entering 2010, he has rushed for 100 or more yards in 16 career games, including 11 consecutive contests. His 12 100-yard games in 2009 matched an NFL record for a season.
- At the NFL Scouting Combine in February 2008, Johnson was timed in the 40-yard dash at 4.24 seconds.

TITANS TIDBITS:

- Johnson decided to attend East Carolina because the Pirates offered him the best opportunity to play running back. Other schools that recruited him wanted him to play cornerback. His versatility as an athlete came in handy as a junior at ECU when he played slot receiver to limit his cutting on a turf toe injury.
- This is not the first time Johnson has played for the Titans. He was a star running back and track athlete for the Olympia High School Titans in Orlando, Fla.
- At the NFL Scouting Combine in February 2008, Johnson was timed in the 40-yard dash at 4.24 seconds. While a few other players have been recorded at faster times at other venues using a handheld stopwatch, Johnson's time is the fastest in the combine in the last 15 years and

believed by most to be the fastest ever electronically timed 40-yard dash at the combine, which began in 1982.

- Johnson, who was a star in track and field as well as football in high school, finished second in the 100-meter dash at the Florida state meet to Walter Dix, who went on to win the bronze medal at the 2008 Summer Olympics.

CAREER TRANSACTIONS:

- The Orlando, Fla., native was selected by the Titans in the first round (24th overall) of the 2008 NFL Draft.

SEASON RECAPS:

2009 (16/16): Named AP Offensive Player of the Year and was the only unanimous AP first-team All-Pro selection. Selected as a starter to his second consecutive Pro Bowl after leading the NFL with a franchise-best 2,006 rushing yards and an NFL-record 2,509 yards from scrimmage. Became only the sixth player in NFL history to reach 2,000 rushing yards in a season, joining Eric Dickerson (2,105), Jamal Lewis (2,066), Barry Sanders (2,053), Terrell Davis (2,008) and O.J. Simpson (2,003). Became the first player in NFL history with at least 2,000 rushing yards and 500 receiving yards in the same season. Led the NFL with 97 first downs and tied for first in the AFC and second in the NFL with 16 touchdowns. Rushed for more than 100 yards in 11 consecutive games to conclude the season. Tallied 17 plays of 30 or more yards, 38 plays of 15 or more yards and 67 plays that gained 10 or more yards in 2009. Led the team with 50 receptions and finished third on the squad with 503 receiving yards. Named AFC Offensive Player of the Month for November after rushing for an NFL-best 800 yards (6.6 average) on 122 attempts and tying for the league-high with seven touchdowns as he helped the Titans post a 5-0 record. His 800 rushing yards were the most by a player in a month since 1970. Posted at least 125 rushing yards in six consecutive games (10/18/09 – 11/29/09), tying the NFL record set by Pro Football Hall of Famers Earl Campbell (1980) and Eric Dickerson (1984). Became the first player in NFL history with six consecutive games of 125+ rushing yards and a 5.0+ yards per carry average in each of those games (Pro Football Hall of Famer Jim Brown accomplished this feat in five consecutive games in 1958). With his three touchdown runs of 85 or more yards in 2009 (91, 89, 85), he became the only player in NFL history to register three career touchdown runs of 85 or more yards. Set a franchise record with 228 rushing yards on 24 carries with two touchdowns against Jacksonville (11/1/09). His 228 rushing yards eclipsed the former franchise record of 216 yards which was held by Billy Cannon and Eddie George and was the highest rushing total by a Titans player since Eddie George rushed for 199 yards against the Oakland Raiders on Dec. 9, 1999. Amassed a career-high 284 total yards from scrimmage against Houston (9/20/09), the second-highest combined rushing and receiving total in franchise history behind Billy Cannon's 330 yards against the New York Titans on Dec. 10, 1961 and the seventh-highest combined rushing and receiving total in the NFL since the start of the 2000 season. Became just the second player in franchise history (Billy Cannon, 12/10/61) to post 100 receiving yards and 100 rushing yards in the same game against Buffalo (11/15/09). Registered a career-long 91-yard touchdown run against Houston (9/20/09), tying a franchise record for the longest rush that stood alone for 45 years (Sid Blanks, vs. N.Y. Jets 12/13/64).

- Against Houston (9/20), tallied a career-best 284 yards from scrimmage, while posting a then career-best 197 rushing yards on 16 attempts with two touchdowns. Recorded then career-highs with nine receptions and

87 receiving yards with a touchdown. Gave the Titans an early 7-0 lead with a 57-yard touchdown run in the first quarter. Hauled in a short pass from Kerry Collins and scampered 69 yards untouched for a touchdown in the first quarter. Gave the Titans a 31-24 lead with a career-best and franchise-tying high 91-yard touchdown run in the third quarter.

- Against Jacksonville (11/1), named AFC Offensive Player of the Week after setting a franchise record with 228 rushing yards on 24 carries with two touchdowns in the Titans' 30-13 victory. His 228 rushing yards eclipsed the former franchise record of 216 yards which was held by Billy Cannon and Eddie George. Gave the Titans a 20-13 lead with a 52-yard touchdown run in the third quarter. On the opening play of the fourth quarter, took a handoff and scampered for an 89-yard touchdown, giving the Titans a commanding 30-13 lead.

- At San Francisco (11/8), eclipsed the 100-yard rushing mark for the third straight game in the Titans' 34-27 victory. Carried the ball 25 times for 135 yards and two touchdowns. Tied the score at 17-17 with a one-yard touchdown plunge in the third quarter. Gave the Titans a 24-20 lead by taking the option pitch, making a defender miss and finding the end zone for a two-yard touchdown run on a fourth-and-inches play in the fourth quarter.

- Against Buffalo (11/15), became just the second player in franchise history (Billy Cannon, 12/10/61) to post 100 receiving yards and 100 rushing yards in the same game. Led the team with 132 rushing yards on 26 carries with two touchdowns in the Titans' 41-17 win. Led the team with nine receptions for a team-best 100 receiving yards. Tied the score at 7-7 with a 28-yard touchdown in the first quarter. Broke two tackles at the goal-line and scored a one-yard touchdown run on third-and-one, giving the Titans a 24-17 lead in the fourth quarter.

- At Houston (11/23), reached the 100-yard rushing mark for the fifth consecutive game with 29 carries for 151 yards in the Titans' 20-17 Monday Night Football victory.

- Against Arizona (11/29), carried the ball 18 times for 154 yards with a touchdown in the Titans' 20-17 come-from-behind victory. Gave the Titans a 13-3 lead with an 85-yard touchdown run in the third quarter.

- At Indianapolis (12/6), started at running back and carried the ball 27 times for 113 yards, marking his seventh consecutive 100-yard rushing performance.

- Against St. Louis (12/13), amassed his eighth consecutive 100-yard rushing performance with 28 carries for 117 yards and two touchdowns in the Titans' commanding 47-7 victory. Grabbed three receptions for 69 yards with another score. Gave the Titans an early 7-0 lead with a 39-yard touchdown run off right end with 3:06 remaining in the first quarter. Hauled in a screen pass and raced 66 yards for a touchdown with six seconds remaining in the first stanza. Extended the Titans lead to 33-0 with a three-yard touchdown run on third-and-three in the third quarter.

- Against Miami (12/20), carried the ball 29 times for 104 yards in the Titans' 27-24 overtime win.

- Against San Diego (12/25), rushed 21 times for 142 yards and a score. Found a seam off right end and scampered 30 yards for a touchdown in the fourth quarter.

- At Seattle (1/3), carried the ball a career-best 36 times for 134 yards and two touchdowns in the Titans' season-ending 17-13 victory. Gave the Titans an early 7-0 lead with a six-yard touchdown run off left end on fourth-and-one with 7:56 remaining in the first quarter. With a nine-yard catch in the second quarter, set the NFL all-time single-season scrimmage yard record previously held by Marshall Faulk (2,429 yards). With a four-yard carry in the fourth quarter became only the sixth player in NFL history to amass 2,000 rushing yards in a season. Gave the Titans a 17-13 lead with a one-yard touchdown run off left end with 4:33 remaining in the fourth quarter.

2008 (15/14, 1/1): Led the Titans with 1,228 rushing yards and was named to Pro Bowl as a rookie. Finished third in AFC (eighth in NFL) in rushing yards, and 4.9-yard average was first in AFC (fourth in NFL). With 260 receiving yards, his 1,488 scrimmage yards ranked fifth in AFC and 10th in NFL. Tied for eighth in AFC with 65 first downs. Tied for seventh in AFC with 10 total touchdowns. Registered 21 plays of 15 or more yards. Played in every game with exception of season finale at Indianapolis (12/28), when he was a healthy inactive. Named All-Rookie by Sporting News and Pro Football Weekly/Professional Football Writers of America. With LenDale White (773 yards and 15 touchdowns), duo accumulated 2,001 yards and rushed for all 24 of team's rushing touchdowns, which tied for second-

highest team total in franchise history.

- Against Jacksonville (9/7), started in NFL debut and totaled 15 carries for game-high 93 yards. His 93 rushing yards were the most by a Titans rookie on opening day since Earl Campbell's 137 yards in the 1978 opener (9/3/78 at Atlanta). Scored his first NFL touchdown on seven-yard pass from Vince Young.

- At Cincinnati (9/14), recorded first career 100-yard rushing effort, totaling 109 yards on 19 carries (5.7 avg.). His 51-yard run late in second quarter led to touchdown and tied for team's third-longest run since 1999.

- Against Minnesota (9/28), recorded first and second rushing touchdowns of career, scoring on one-yard run in first quarter and six-yard run in fourth quarter.

- Named NFL Offensive Rookie of the Month for September 2008. In first four games of his career, totaled 402 yards from scrimmage and 337 rushing yards. Crossed goal line three times in September, including two rushing touchdowns and one receiving touchdown.

- At Kansas City (10/19), led team with 168 yards on 18 carries and scored 66-yard touchdown. Helped team set its all-time single-game rushing record with 332 total yards on ground. His 168 yards accounted for the 20th-highest total in team history and second-highest rushing total by franchise rookie, trailing only Earl Campbell's 199 yards against Miami on Nov. 20, 1978. Named Diet Pepsi NFL Rookie of the Week.

- Against Indianapolis (10/27), led team with 77 rushing yards, including 16-yard touchdown run that sealed victory.

- Against Green Bay (11/2), led team with 89 rushing yards, including three-yard touchdown run. Also led club with six receptions for 72 yards, giving him 161 yards from scrimmage. Named Diet Pepsi NFL Rookie of the Week.

- Against N.Y. Jets (11/23), became seventh player in franchise history to reach 1,000 scrimmage yards in rookie season (Earl Campbell, Bill Groman, Sid Blanks, Ernest Givins, Rodney Thomas and Eddie George) and first since 1996 (George).

- At Detroit (11/27), totaled 125 yards and two touchdowns on 16 carries. Scored on carries of six yards and 58 yards in first quarter for second career multi-touchdown game. Passed Rodney Thomas (947 rushing yards in 1995) for third place in franchise history among rookie rushers.

- Against Cleveland (12/7), recorded his fourth 100-yard game of the season (second consecutive), carrying 19 times for 136 yards and one score. With 17-yard carry in second quarter, became third franchise rookie to reach 1,000-yard mark. In addition to joining Earl Campbell and Eddie George as only rookies to accomplish the feat, became 11th different player in team history to reach 1,000. Sealed victory with 25-yard touchdown run.

- On Dec. 16, became franchise's second rookie running back selected to Pro Bowl (Earl Campbell).

- Against Pittsburgh (12/21), scored on 21-yard run on fourth-and-one in third quarter.

- In Divisional Playoff against Baltimore (1/10), contributed 100 yards of offense before leaving game with sprained ankle in second quarter. Scored on eight-yard touchdown run.

COLLEGE:

- Became third all-time leading rusher in ECU history with 2,982 rushing yards and set team record among running backs in career receptions (125) and receiving yards (1,296). Also became Pirates' career leader in total touchdowns (44), kickoff return yards (2,715 - a Conference USA record) and all-purpose yards (6,993 - third in conference history). In total, set or tied 18 game, season and career records for ECU. Also included on that list are season scoring record (144 points as a senior) and single-game all-purpose yardage total (408 yards on two occasions during senior season). He appeared in 47 games with 36 starts.

- As senior (2007), led nation with 227.7 all-purpose yards per game and was named first-team All-American by Pro Football Weekly and honorable mention All-American by SI.com. Started all 13 games at running back and totaled 236 carries for 1,423 yards (6.0 avg.) and 17 touchdowns. Added 37 receptions for 528 yards (14.3 avg.) and six touchdowns and 36 kickoff returns for 1,009 yards (28.0 avg.) and one touchdown.

- As junior (2006), played 12 games with five starts. Totaled 78 carries for 314 yards and four touchdowns and 21 receptions for 176 yards. Named first-team All-Conference USA as return specialist after posting 21 kickoff returns for 482 yards and one touchdown.

- As sophomore (2005), led Pirates with 176 carries for 684 yards (3.9 avg.) and six touchdowns. Also ranked second on squad with 35 receptions for

356 yards and two touchdowns. Added 21 kickoff returns for 459 yards. Ranked second in Conference USA with 136.3 all-purpose yards per game (1,499 total).

- As freshman (2004), earned Conference USA All-Freshman honors after rushing for 561 yards and five touchdowns on 134 carries (4.2 avg.). Added 32 receptions for 236 yards and two touchdowns and career-high 37 kickoff returns for 765 yards. Ranked fourth in the conference with an average of 142.0 all-purpose yards per game.
- Majored in communications.

PERSONAL:

- Splits time between Nashville and Orlando, Fla.
- Earned All-Orange County honors as senior running back for Olympia (Orlando, Fla.) High School Titans. Scored eight touchdowns as senior and eclipsed 1,000 yards as junior.
- Also played basketball and competed in track in high school. Ran

10.38-second 100-meter dash and anchored 4x100 team that won Golden South and Golden West National Championships.

- The past two offseasons, gave his time and efforts for the three-day Old Spice Chris Johnson Football Camp in Nashville.
- List of favorites: (movie) "Menace II Society"; (TV show) "The Jamie Foxx Show"; (actor) Denzel Washington; (music artist) Lil Wayne; (school subject) math; (car) 1973 Chevy Caprice; (video game) NCAA Football; (sports team other than Titans) Denver Nuggets; (sports hero) Deion Sanders; and (food) pizza.
- Born Christopher Duan Johnson on Sept. 23, 1985 in Orlando, Fla.

JOHNSON'S GAME-BY-GAME

2008 Tennessee Titans		RUSHING								RECEIVING					
Date	Opp	W/L	P/S	Att	Yds	Avg	Lg	TD	No	Yds	Avg	Lg	TD		
Sept 7	Jax	W	S	15	93	6.2	18	0	3	34	11.3	20	1		
Sept 14	@ Cin	W	S	19	109	5.7	51	0	2	12	6.0	7	0		
Sept 21	Hou	W	p	16	74	4.6	14	0	2	5	2.5	9	0		
Sept 28	Min	W	S	17	61	3.6	9	2	3	14	4.7	7	0		
Oct 5	@ Bal	W	S	18	44	2.4	13	0	2	4	2.0	9	0		
Oct 19	@ KC	W	S	18	168	9.3	66t	1	2	4	2.0	2	0		
Oct 27	Ind	W	S	19	77	4.1	16t	1	4	19	4.8	9	0		
Nov 2	GB	W	S	24	89	3.7	14	1	6	72	12.0	25	0		
Nov 9	@ Chi	W	S	14	8	0.6	7	0	2	15	7.5	8	0		
Nov 16	@ Jax	W	S	17	64	3.8	11	0	4	24	6.0	15	0		
Nov 23	NYJ	L	S	10	46	4.6	24	0	3	15	5.0	7	0		
Nov 27	@ Det	W	S	16	125	7.8	58t	2	2	9	4.5	5	0		
Dec 7	Cle	W	S	19	136	7.2	33	1	4	30	7.5	8	0		
Dec 14	@ Hou	L	S	13	65	5.0	16	0	2	2	1.0	1	0		
Dec 21	Pit	W	S	16	69	4.3	21t	1	2	1	0.5	2	0		
Dec 28	@ Ind	L	IA												
Totals				13-3	15/14	251	1228	4.9	66t	9	43	260	6.0	25	1
Playoffs															
Jan 10	Bal	L	S	11	72	6.5	32	1	1	28	28.0	28	0		
Totals				0-1	1/1	11	72	6.5	32	1	1	28	28.0	28	0

2009 Tennessee Titans		RUSHING								RECEIVING					
Date	Opp	W/L	P/S	Att	Yds	Avg	Lg	TD	No	Yds	Avg	Lg	TD		
Sept 10	@ Pit	L	S	15	57	3.8	32	0	1	11	11.0	11	0		
Sept 20	Hou	L	S	16	197	12.3	91t	2	9	87	9.7	69t	1		
Sept 27	@ NYJ	L	S	22	97	4.4	30	0	1	8	8.0	8	0		
Oct 4	@ Jax	L	S	16	83	5.2	18	0	3	11	3.7	9	0		
Oct 11	Ind	L	S	9	34	3.8	8	0	2	9	4.5	5	0		
Oct 18	@ NE	L	S	17	128	7.5	48	0	0	0	-	0	0		
Nov 1	Jax	W	S	24	228	9.5	89t	2	2	11	5.5	9	0		
Nov 8	@ SF	W	S	25	135	5.4	41	2	3	25	8.3	16	0		
Nov 15	Buf	W	S	26	132	5.1	32	2	9	100	11.1	17	0		
Nov 23	@ Hou	W	S	29	151	5.2	36	0	0	0	-	0	0		
Nov 29	Ari	W	S	18	154	8.6	85t	1	3	32	10.7	14	0		
Dec 6	@ Ind	L	S	27	113	4.2	11	0	6	28	4.7	11	0		
Dec 13	StL	W	S	28	117	4.2	39t	2	3	69	23.0	66t	1		
Dec 20	Mia	W	S	29	104	3.6	14	0	2	55	27.5	41	0		
Dec 25	SD	L	S	21	142	6.8	30t	1	3	37	12.3	15	0		
Jan 3	@ Sea	W	S	36	134	3.7	12	2	3	20	6.7	10	0		
Totals				8-8	16/16	358	2006	5.6	91t	14	50	503	10.1	69t	2

CHRIS JOHNSON'S NFL STATISTICS

REGULAR SEASON		RUSHING							RECEIVING				
Year	Team	GP	GS	Att	Yds	Avg	Lg	TD	No	Yds	Avg	Lg	TD
2008	Tennessee	15	14	251	1,228	4.9	66t	9	43	260	6.0	25	1
2009	Tennessee	16	16	358	2,006	5.6	91t	14	50	503	10.1	69t	2
NFL Totals		31	30	609	3,234	5.3	91t	23	93	763	8.2	69t	3

PLAYOFFS		RUSHING							RECEIVING				
Year	Team	GP	GS	Att	Yds	Avg	Lg	TD	No	Yds	Avg	Lg	TD
2008	Tennessee	1	1	11	72	6.5	32	1	1	28	28.0	28	0
Playoff Totals		1	1	11	72	6.5	32	1	1	28	28.0	28	0


Single-Game Highs

- Rushing Attempts - 36 at Seattle (1/3/09)
- Rushing Yards - 228 vs. Jacksonville (11/1/09)
- Long Rush - 91t vs. Houston (9/20/09)
- Rushing Touchdowns - 2 (eight times, last at Seattle 1/3/09)
- Receptions - 9 (twice, last vs. Buffalo 11/15/09)
- Receiving Yards - 100 vs. Buffalo (11/15/09)
- Long Reception - 69t vs. Houston (9/20/09)
- Receiving Touchdowns - 1 (three times, last vs. St. Louis 12/13/09)

Playoff Single-Game Highs

- Rushing Attempts - 11 vs. Baltimore (1/10/09)
- Rushing Yards - 72 vs. Baltimore (1/10/09)
- Long Rush - 32 vs. Baltimore (1/10/09)
- Rushing Touchdown - 1 vs. Baltimore (1/10/09)
- Receptions - 1 vs. Baltimore (1/10/09)
- Receiving Yards - 28 vs. Baltimore (1/10/09)
- Long Reception - 28 vs. Baltimore (1/10/09)

32



ROBERT JOHNSON

SAFETY • 6'2" • 206 lbs • COLLEGE: UTAH
ACQUIRED: 5TH ROUND - 2010 • NFL EXP.: ROOKIE
HOMETOWN: LOS ANGELES, CALIF.
GAMES PLAYED/GAMES STARTED: 0/0 (PLAYOFFS: 0/0)



2010 QUICK STATS

GP/GS: 0/0 • 0 tackles, 0 sacks, 0 QBP, 0 INT, 0 PD, 0 FF, 0 FR

PRO: The Titans added a rangy, ball-hawking young talent in the secondary when they drafted Utah's Robert Johnson. As a rookie, Johnson has a chance to add depth at safety and contribute immediately on special teams. An All-Mountain West Conference performer as a senior, Johnson spent three seasons with the Utes after transferring from L.A. Southwest College.

CAREER HIGHLIGHTS:

- Despite playing only three seasons at Utah, Johnson tied for fifth in school history with 13 career interceptions.
- In his senior campaign, Johnson was named first-team All-Mountain West Conference after registering six interceptions.

TITANS TIDBITS:

- When he was just six years old, Johnson and his family were forced to confront a terrible tragedy when his father, Wayne, was shot and killed in a robbery. Johnson says ultimately it made his family stronger and credits his mother, Wanda, with persevering through the loss.
- Johnson, who himself did not own a car when he was drafted by the Titans, said in the aftermath of the draft that one of his first goals as a pro would be to earn enough to get his mother a reliable car.
- Johnson, who graduated with a sociology degree in December 2009, is interested in becoming a SWAT team member or FBI agent when his playing career is finished.

CAREER TRANSACTIONS:

- The Los Angeles, Calif., native was selected by the Titans in the fifth round (148th overall) of the 2010 NFL Draft.

COLLEGE:

- In three seasons at Utah, Johnson played in 37 games with 31 starts at free safety, including all 13 games as a senior. He left the school ranked tied for fifth in school history with 13 career interceptions, and his 172 career interception return yards ranked ninth in team history. He added 155 tackles, five tackles for loss, 26 passes defended, three forced fumbles and three fumble recoveries.

AS A SENIOR (2009), was a first-team All-Mountain West Conference selection who started all 13 games at free safety. Finished second in the conference and tied for 11th in the nation in interceptions per game (0.46), and his six interceptions tied for the third-most in a season by a Ute. Led Utah and tied for second in the MWC in passes defended with 12 (six interceptions, six additional pass breakups). His 139 yards on interception returns tied for the eighth-highest total in a season by a Ute. Led the secondary and finished fourth on the team with 70 tackles.

- At Oregon (9/19), returned fumble 28 yards for touchdown.
- At Colorado State (10/10), named MWC Defensive Player of the Week as well as College Football Performance Awards (CFPA) National Defensive Performer of the Week after making three interceptions on CSU's final three possessions of a close game. Totaled four passes defended and five tackles.
- At UNLV (10/17), set career long with 64-yard interception return for a touchdown.
- Against Air Force (10/24), set career high and team season high with 15 total tackles.
- Against Cal in Poinsettia Bowl (12/23), registered four tackles, one interception and two additional pass breakups in Utes victory.

AS A JUNIOR (2008), played in 12 games with 11 starts and totaled 41 tackles, four interceptions and three pass breakups. All four interceptions

came against ranked opponents (two vs. Alabama, one vs. TCU and one vs. BYU). Contributed to Utah becoming only unbeaten FBS team and to team's No. 2 final AP ranking and No. 4 final coaches ranking.

- At New Mexico (11/1), posted season-high eight tackles.
- At BYU (11/22), made game-ending interception and added six tackles in the game.
- In Sugar Bowl victory vs. Alabama (1/2/09), registered two interceptions and three tackles.

AS A SOPHOMORE (2007), played in 12 games with seven starts at free safety, earning honorable mention All-MWC. Forced a team-high five turnovers (three interceptions and two forced fumbles) and totaled 44 tackles.

- Against UCLA (9/15), named the Bronco Nagurski National Defensive Player of Week, MWC Defensive Player of the Week and won an ESPN Helmet Sticker after totaling two interceptions, a pass breakup, six tackles and a forced fumble into the end zone for a touchback.
- At BYU (11/24), posted season-high 12 tackles and one pass defended.
- Graduated with bachelor's degree in sociology in December 2009.

AT L.A. SOUTHWEST COLLEGE (2006), earned honorable mention junior college All-American honors in addition to All-Conference, All-District and All-State awards. Totaled 96 tackles, five interceptions, two fumble recoveries and one forced fumble.

- Also ran track for L.A. Southwest, clocking 21.65 in 200m and 47.52 in 400m events and posting a 6'8" high jump.

PERSONAL:

- Splits time between Nashville and Los Angeles.
- As a senior at Fremont (Calif.) High School, was named to *L.A. Times* 2005 All-Region team. Named 2005 Defensive Co-Player of the Year in the Coliseum League.
- Also earned three letters in track and basketball, earning All-District honors with the high school basketball team.
- Was a member of Utah's Student-Athlete Mentors (SAMS) program.
- Brother, Elijah, played wide receiver for L.A. Southwest College.
- Follow Johnson on Twitter at @RobertJohnson32.
- List of favorites: (movie) "Old School"; (TV show) "Family Guy"; (actor/actress) Will Smith, Angelina Jolie; (music artist) Ludacris; (school subjects) history; (author) John Steinbeck; (video game) Call of Duty; (food) pasta; (sports hero) Bo Jackson; and (sports teams as a child) L.A. Lakers.
- Born Robert Lee Johnson on Feb. 13, 1987 in Gardena, Calif.

ROBERT JOHNSON'S COLLEGE STATISTICS

REGULAR SEASON		TACKLES									INTERCEPTIONS					FUMBLES		
Year	Team	GP	GS	Tot	Solo	Asst	Sk	Yds	QBP	TFL	No	Yds	Lg	TD	PD	FF	FR	Yds
2007	Utah	12	7	44	26	18	0.0	0	-	0.5	3	26	26	0	7	2	0	0
2008	Utah	12	11	41	18	23	0.0	0	-	0.5	4	7	7	0	7	0	1	0
2009	Utah	13	13	70	36	34	0.0	0	-	4.0	6	139	64t	1	12	1	2	23
College Totals		37	31	155	80	75	0.0	0	-	5.0	13	172	64t	1	26	3	3	23

Single-Game Highs

Tackles - 15 vs. Air Force (10/24/09)
 Interceptions - 3 at Colorado State (10/10/09)

Additional Statistics

Touchdowns (2) - 28-yard fumble return at Oregon (9/19/09);
 64-yard interception return at UNLV (10/17/09)

91



JASON JONES

DEFENSIVE TACKLE • 6'5" • 276 lbs • COLLEGE: EASTERN MICHIGAN
ACQUIRED: 2ND ROUND - 2008 • NFL EXP. (NFL/TITANS): 3/3
HOMETOWN: SOUTHFIELD, MICH.
GAMES PLAYED/GAMES STARTED: 20/3 (PLAYOFFS: 1/0)



2010 QUICK STATS

GP/GS: 0/0 • 0 tackles, 0 sacks, 0 QBP, 0 INT, 0 PD, 0 FF, 0 FR

PRO: Jason Jones stands out as one of the most promising and imposing young Titans defenders. The former second-round draft choice was a significant contributor in his rookie season, totaling five sacks in 2008, and was well on his way to furthering his progress before a shoulder injury derailed his second campaign. With two full NFL offseasons under his belt to add strength to his 6-foot-5-inch frame, Jones is primed to raise his level of play in 2010.

CAREER HIGHLIGHTS:

- In 2009, Jones tied for third on the team with four sacks despite being limited to seven games due to a shoulder injury.
- As a rookie in 2008, Jones' five sacks ranked fourth in the NFL among all defensive tackles and was the top number among rookie defensive linemen.
- In a game against Pittsburgh during his rookie season (12/21/08), Jones recorded the best single-game sack total by a Titans player since 1993. He totaled 3.5 sacks, a half-sack shy of the franchise record and the most since William Fuller's four sacks against Pittsburgh on Nov. 28, 1993. Jones also forced two fumbles against the Steelers.

TITANS TIDBITS:

- The former All-MAC performer began his collegiate career at Eastern Michigan as a tight end before shifting to defensive tackle in his sophomore season.
- Jones was raised in an athletic family. His brother, Brian, played basketball at the University of Detroit Mercy and his other brother, Michael, played football at Alabama State.
- Jones' other brother, Jamar, works at the White House as a Secret Service uniformed police officer.

CAREER TRANSACTIONS:

- The Detroit, Mich., native was selected by the Titans in the second round (54th overall) of the 2008 NFL Draft.

SEASON RECAPS:

2009 (7/0): Tied for third on the team with four sacks and added 21 tackles, seven quarterback pressures and five passes defended. Placed on injured reserve with shoulder injury on Dec. 12, 2009 after playing in seven contests. Led or tied for the team lead in sacks three times in 2009 (at PIT, at NE, vs. JAX).

- At Pittsburgh (9/10), posted four tackles, a stop for a loss, a sack and a pass defended. Teamed with Stephen Tulloch to stonewall Willie Parker for a one-yard loss in the opening stanza. Dropped Ben Roethlisberger for a 19-yard sack forcing the Steelers out of field goal range on a third-and-two play in the first quarter.
- At New England (10/18), posted four tackles, including a team-best two sacks. Halted a potential Patriots' scoring drive by sacking Tom Brady on a third-and-eight play in the first quarter and dropped Brady for another sack on third-and-six later in the opening stanza.
- Against Jacksonville (11/1), collected three tackles, a sack, a pass defended and three quarterback pressures in the Titans' 30-13 victory. Sacked Luke McCown for a four-yard loss late in the fourth quarter.

2008 (13/3, 1/0): Appeared in 13 games as rookie and finished third on team with five sacks, a total that ranked fourth in NFL among all defensive tackles and first among rookie defensive linemen. Added 49 tackles, 12 quarterback pressures and two forced fumbles. Led or tied for team lead in sacks twice (at KC, vs. PIT) and led or tied for team lead in quarterback pressures three times (at BLT, at KC, vs. PIT). Inactive for three games

(11/16 at Jacksonville, 11/23 against N.Y. Jets and 11/27 at Detroit) with foot injury.

- Against Jacksonville (9/7), registered three tackles, a half sack and quarterback pressure in NFL debut. Teamed with Kevin Vickerson for first half-sack of career on seven-yard takedown of David Garrard in third quarter.
- At Baltimore (10/5), tied for team lead with two quarterback pressures in victory.
- At Kansas City (10/19), made first career NFL start at defensive tackle and registered six tackles, one sack and three quarterback pressures. Collected first career full sack by dropping Tyler Thigpen for six-yard loss in fourth quarter.
- At Chicago (11/9), collected five tackles and blocked 48-yard field goal attempt by Robbie Gould with 9:46 remaining in the fourth quarter.
- Against Pittsburgh (12/21), started and registered season-high seven tackles, 3.5 sacks, two forced fumbles and two quarterback pressures in victory. In first quarter, dropped Ben Roethlisberger for two-yard sack and then halted potential scoring drive by forcing Roethlisberger fumble that was recovered by William Hayes at Titans' one-yard line. In fourth quarter, combined with Tony Brown to sack Roethlisberger for 10-yard loss, while also forcing fumble. Forced another fumble on five-yard sack of Roethlisberger and finally dropped the quarterback for another eight-yard sack in fourth quarter, bringing total to 3.5 sacks, the most by a Titans player since 1993 (four by William Fuller against Steelers on Nov. 28, 1993) and third-highest total by any NFL player in 2008.

COLLEGE:

- In 45 games for Eastern Michigan Eagles, started 33 times on defense and three times on offense. He collected 175 tackles with 14 sacks and ranked second in school history with 50 stops for losses.
- As senior (2007), received third-team All-American and first-team All-MAC honors. Played in all 12 games with 11 starts and finished fourth on the team with 70 tackles. Tied for seventh in the NCAA with a career-high 19.5 stops for losses. Added 10 quarterback pressures, a fumble recovery and a forced fumble while breaking up three passes and blocking a kick.
- As junior (2006), turned in one of the best defensive efforts in the nation, recording 18.5 tackles for losses of 71 yards to rank fifth nationally in that category. Named EMU's Most Valuable Player and chosen second-team All-Mid-American Conference at defensive lineman. Started in all 11 games in which he played, missing only one game with leg injury. Recorded 57 tackles to rank sixth on the team and notched four sacks for losses of 31 yards and two forced fumbles.
- As sophomore (2005), started all 11 games on defensive line and responded with 47 total tackles. Finished second on the team in both tackles for loss with 12 for 56 yards and in sacks with 6.5 for 45 yards.
- As freshman (2004), one of six 2004 recruits that saw action during the season. Began season at tight end before moving to the defensive line midway through the 2004 campaign. Caught four passes for 12 yards. Played in all 11 games with three starts at tight end.
- Majored in business management.

PERSONAL:

- Single, splits time between Nashville and Detroit, Mich.
- Attended Lathrup (Southfield, Mich.) High School and enjoyed an outstanding prep career as a football and basketball player. He was named first-team All-Oakland Athletic Association as a senior, recording 27 tackles, six sacks, four forced fumbles and seven interceptions, three of which were returned for touchdowns. He also caught 25 passes for 395 yards and eight touchdowns as a receiver. *The Detroit News* named him

the 44th-best player on the Blue Chip list in the state of Michigan, as he also added All-Metro North honors.

- Started as a junior and senior on the school's basketball team. Led the hoops squad to the Class A regionals in 2003-04 after averaging 24 points, 14 rebounds, five assists and two blocks. He was chosen Most Valuable Player in the Motor City Roundball Classic, as he also garnered third-team Class A All-State pick as well as a first-team All-Metro North recognition.
- Has three brothers, Jamar, Brian and Micheal. His mother, Gloria, graduated from the University of Detroit Mercy.
- Volunteered to read to elementary school children on Fridays while at Eastern Michigan.

- List of favorites: (movies) "Paid in Full" and "Gone Baby Gone"; (TV Shows) "Fresh Prince of Bel-Air" and "Martin"; (actor) Denzel Washington; (music artist) Lil' Wayne; (school subject) organizational behavior; (car) Cadillac Escalade; (video game) "Call of Duty 4"; (food) chicken; (sports hero) Michael Jordan; (pro sports team) L.A. Lakers.
- Born Jason Duane Jones on May 23, 1986 in Detroit, Mich.

JONES' GAME-BY-GAME

2008 Tennessee Titans

Date	Opp	W/L	P/S	Tot	Solo	Asst	Sk	- Yds	QBP	TFL	Int	- Yds	-TD	PD	FF	FR	- Yds	SpT	
Sept 7	Jax	W	p	3	2	1	0.5	3.5	1	0	0	0	0	0	0	0	0	0	0
Sept 14	@ Cin	W	p	4	1	3	0.0	0	1	1	0	0	0	1	0	0	0	0	0
Sept 21	Hou	W	p	3	0	3	0.0	0	0	0	0	0	0	0	0	0	0	0	0
Sept 28	Min	W	p	2	0	2	0.0	0	0	0	0	0	0	0	0	0	0	0	0
Oct 5	@ Bal	W	p	6	5	1	0.0	0	2	0	0	0	0	0	0	0	0	0	0
Oct 19	@ KC	W	S	6	4	2	1.0	6	3	0	0	0	0	1	0	0	0	0	0
Oct 27	Ind	W	p	2	0	2	0.0	0	0	0	0	0	0	0	0	0	0	0	0
Nov 2	GB	W	p	5	4	1	0.0	0	0	0	0	0	0	0	0	0	0	0	0
Nov 9	@ Chi	W	p	5	3	2	0.0	0	0	0	0	0	0	0	0	0	0	0	0
Nov 16	@ Jax	W	IA																
Nov 23	NYJ	L	IA																
Nov 27	@ Det	W	IA																
Dec 7	Cle	W	p	0	0	0	0.0	0	2	0	0	0	0	0	0	0	0	0	0
Dec 14	@ Hou	L	p	4	3	1	0.0	0	1	0	0	0	0	0	0	0	0	0	0
Dec 21	Pit	W	S	7	5	2	3.5	22	2	0	0	0	0	2	0	0	0	0	0
Dec 28	@ Ind	L	S	2	1	1	0.0	0	0	0	0	0	0	0	0	0	0	0	0
Totals				13-3	13/3	49	28	21	5.0	31.5	12	1	0	0	2	2	0	0	0
Playoffs																			
Jan 10	Bal	L	p	2	1	1	0.0	0	NA	0	0	0	0	0	0	0	0	0	0
Totals				0-1	1/0	2	1	1	0.0	0	NA	0	0	0	0	0	0	0	0

2009 Tennessee Titans

Date	Opp	W/L	P/S	Tot	Solo	Asst	Sk	- Yds	QBP	TFL	Int	- Yds	-TD	PD	FF	FR	- Yds	SpT	
Sept 10	@ Pit	L	p	4	3	1	1.0	19.0	0	1	0	0	0	1	0	0	0	0	0
Sept 20	Hou	L	p	2	1	1	0.0	0.0	1	0	0	0	0	1	0	0	0	0	0
Sept 27	@ NYJ	L	p	3	2	1	0.0	0.0	1	1	0	0	0	0	0	0	0	0	0
Oct 4	@ Jax	L	IA																
Oct 11	Ind	L	IA																
Oct 18	@ NE	L	p	4	4	0	2.0	6.0	0	0	0	0	0	0	0	0	0	0	0
Nov 1	Jax	W	p	3	1	2	1.0	4.0	3	0	0	0	0	1	0	0	0	0	0
Nov 8	@ SF	W	p	3	2	1	0.0	0.0	2	0	0	0	0	1	0	0	0	0	0
Nov 15	Buf	W	p	2	2	0	0.0	0.0	0	0	0	0	0	1	0	0	0	0	0
Nov 23	@ Hou	W	IA																
Nov 29	Ari	W	IA																
Dec 6	@ Ind	L	IA																
Dec 13	StL	W	IR																
Dec 20	Mia	W	IR																
Dec 25	SD	L	IR																
Jan 3	@ Sea	W	IR																
Totals				8-8	7/0	21	15	6	4.0	29.0	7	2	0	0	5	0	0	0	0

Placed on injured reserve on Dec. 12, 2009 (shoulder)

JASON JONES' NFL STATISTICS

REGULAR SEASON

Year	Team	GP	GS	TACKLES							INTERCEPTIONS					FUMBLES			
				Tot	Solo	Asst	Sk	Yds	QBP	TFL	No	Yds	Lg	TD	PD	FF	FR	Yds	SpT
2008	Tennessee	13	3	49	28	21	5.0	31.5	12	1	0	0	0	0	2	2	0	0	0
2009	Tennessee	7	0	21	15	6	4.0	29.0	7	2	0	0	0	5	0	0	0	0	0
NFL Totals		20	3	70	43	27	9.0	60.5	19	3	0	0	0	7	2	0	0	0	0

PLAYOFFS

Year	Team	GP	GS	TACKLES							INTERCEPTIONS					FUMBLES				
				Tot	Solo	Asst	Sk	Yds	QBP	TFL	No	Yds	Lg	TD	PD	FF	FR	Yds	SpT	
2008	Tennessee	1	0	2	1	1	0.0	0.0	0	0	0	0	0	0	0	0	0	0	0	0
Playoff Totals		1	0	2	1	1	0.0	0.0	0	0	0	0	0	0	0	0	0	0	0	0

Single-Game Highs

- Tackles - 7 vs. Pittsburgh (12/21/08)
- Sacks - 3.5 vs. Pittsburgh (12/21/08)
- Forced Fumbles - 2 vs. Pittsburgh (12/21/08)

59



STANFORD KEGLAR

LINEBACKER • 6'2" • 250 lbs • COLLEGE: PURDUE
ACQUIRED: 4TH ROUND - 2008 • NFL EXP. (NFL/TITANS): 3/3
HOMETOWN: INDIANAPOLIS, IND.
GAMES PLAYED/GAMES STARTED: 25/0 (PLAYOFFS: 1/0)



2010 QUICK STATS

GP/GS: 0/0 • 0 tackles, 0 sacks, 0 QBP, 0 INT, 0 PD, 0 FF, 0 FR

PRO: Stanford Keglars gained valuable experience in his first two seasons as a special teams contributor and reserve linebacker. The former Purdue Boilermaker now takes the next step in solidifying his role on the team. His chiseled frame and outstanding foot speed give him the chance to develop as a quality outside linebacker in the defense's 4-3 scheme. He played in a total of 13 games in 2008 and 12 contests in 2009.

CAREER HIGHLIGHTS:

- In his first two seasons, Keglars saw his most extensive work on defense in the 2008 season finale at Indianapolis (12/28), collecting five tackles.

TITANS TIDBITS:

- Keglars is a classically-trained pianist. His mother, Robbia, made each of her five children take piano lessons when they were young. Keglars played in front of his church and competed in a state competition when he was 12 and 13, winning a first place ribbon for his efforts.
- Keglars enjoyed an impressive showing at the 2008 NFL Combine, finishing first in five out of the seven agility tests the outside linebackers were put through in Indianapolis. He prepared for the event under the guidance of former Cincinnati Bengals first-round pick David Pollack.
- Keglars was an accomplished swimmer in high school. He set the school record in the 100 butterfly and the 200 medley relay and was the sectional winner in the 50 freestyle as a junior.

CAREER TRANSACTIONS:

- The Indianapolis, Ind., native was selected by the Titans in the fourth round (134th overall) of the 2008 NFL Draft.

SEASON RECAPS:

2009 (12/0): In 12 games, ranked sixth on the team with 10 special teams tackles on coverage units. Led or tied for the team lead in special teams tackles four times (vs. HST, vs. JAX, at HST, at IND). Was inactive for three games and did not play in one contest.

- At Houston (11/23), tied career high and tied for the team lead with three special teams tackles in the Titans' 20-17 Monday Night Football victory.
- Against Miami (12/20), saw action as a member of goalline packages in the Titans' 27-24 overtime win.

2008 (13/0, 1/0): Appeared in 13 games as rookie and contributed five tackles as reserve linebacker and an additional 10 special teams tackles, which tied for fifth on squad. Inactive for three games (9/7 vs. Jacksonville, 9/14 at Cincinnati and 9/28 vs. Minnesota).

- Against Houston (9/21), made NFL debut on special teams coverage units in 31-12 victory.
- At Baltimore (10/5), collected first career NFL special teams tackle in comeback victory.
- At Kansas City (10/19), tied for team lead with season-high three special teams tackles.
- At Indianapolis (12/28), saw action in a reserve role at linebacker and notched five tackles (3 solo). Collected a solo special teams stop on coverage units.

COLLEGE:

- Started 41 of 50 games he played in at Purdue, recording 250 tackles, 1.5 sacks, 13 stops for loss, two fumble recoveries, two forced fumbles, three interceptions and 12 passes defended during four-year career.
- As senior (2007), named a defensive captain and started all 13 games at weak-side outside linebacker for the Boilermakers, finishing fourth on the team with 70 tackles and adding four stops for losses and three passes

defended. Had at least five tackles in eight contests.

- As junior (2006), appeared in all 14 games, including 10 starts and had 69 tackles, including two stops for loss. Registered five pass breakups, one interception, one forced fumble and one fumble recovery.
- As sophomore (2005), appeared in 10 games with six starts and ranked fourth on team with 50 tackles, including three stops for a loss and a sack. Collected a pass breakup, an interception and a fumble recovery.
- As redshirt freshman (2004), started all 12 games and ranked fourth on team with 61 tackles, including four stops for loss and a half a sack. Tallied three pass breakups, an interception and a forced fumble.
- As freshman (2003), appeared in one game against Arizona, playing on special teams before sustaining high right ankle sprain. Was redshirted for the remainder of the 2003 season.
- Graduated with a degree in sociology in May 2008.

PERSONAL:

- Single, splits time between Nashville and Indianapolis, Ind.
- Attended Pike (Indianapolis, Ind.) High School, playing linebacker and running back. Earned honorable mention All-State, first-team All-County and first-team All-Conference selection as a senior. In his final season, recorded 83 tackles, including five sacks, with two forced fumbles, two fumble recoveries and one interception. On offense, he rushed for 717 yards on 82 carries (8.7 avg.) with five touchdowns, adding a 20-yard touchdown catch as the team won the conference championship.
- Rated the eighth-best player in Indiana and the 26th-ranked outside linebacker nationally by Rivals.com. Also rated the 51st-best player in the Midwest by Super Prep.
- Was an avid four-year swimmer in high school, participating in the 100 butterfly, 50 freestyle, 200 medley relay, 200 freestyle relay. Set the school record in the 100 butterfly and the 200 medley relay. Was the sectional winner in the 50 freestyle as a senior.
- Participated in track and field, throwing shot put and discus, while running on 4x100 relay team. Placed third in the state finals in the discus in 2002.
- His father, Shelvy, played basketball at Arkansas State and his uncle, Robert Lee Stewart, played football at Oklahoma in the mid-1970s. His brother, Shelvy Jr., ran track at Arkansas State.
- Enjoys playing pool, watching movies and listening to music in his free time.
- List of favorites: (movies) "Apocalypto," "Menace II Society" and "300"; (TV Shows) "Family Guy," "Moment of Truth," "UFC" and "Everybody Loves Raymond"; (actors) Denzel Washington and Will Smith; (school subject) Earth Space Science; (car) GMC Denali; (book) "Brave New World" by Aldous Huxley; (video games) "Mario Kart" and "Tekken"; (food) chicken parmesan; (sports heroes) Michael Jordan and Terrell Davis; (pro sports team) Indiana Pacers.
- Born Stanford Sherock Keglars on July 4, 1985 in Indianapolis, Ind.

KEGLAR'S GAME-BY-GAME

2008 Tennessee Titans

Date	Opp	W/L	P/S	Tot	Solo	Asst	Sk	- Yds	QBP	TFL	Int	- Yds	-TD	PD	FF	FR	- Yds	SpT	
Sept 7	Jax	W	IA																
Sept 14	@ Cin	W	IA																
Sept 21	Hou	W	p	0	0	0	0.0	0	0	0	0	0	0	0	0	0	0	0	0
Sept 28	Min	W	IA																
Oct 5	@ Bal	W	p	0	0	0	0.0	0	0	0	0	0	0	0	0	0	0	0	1
Oct 19	@ KC	W	p	0	0	0	0.0	0	0	0	0	0	0	0	0	0	0	0	3
Oct 27	Ind	W	p	0	0	0	0.0	0	0	0	0	0	0	0	0	0	0	0	1
Nov 2	GB	W	p	0	0	0	0.0	0	0	0	0	0	0	0	0	0	0	0	1
Nov 9	@ Chi	W	p	0	0	0	0.0	0	0	0	0	0	0	0	0	0	0	0	1
Nov 16	@ Jax	W	p	0	0	0	0.0	0	0	0	0	0	0	0	0	0	0	0	0
Nov 23	NYJ	L	p	0	0	0	0.0	0	0	0	0	0	0	0	0	0	0	0	1
Nov 27	@ Det	W	p	0	0	0	0.0	0	0	0	0	0	0	0	0	0	0	0	0
Dec 7	Cle	W	p	0	0	0	0.0	0	0	0	0	0	0	0	0	0	0	0	1
Dec 14	@ Hou	L	p	0	0	0	0.0	0	0	0	0	0	0	0	0	0	0	0	0
Dec 21	Pit	W	p	0	0	0	0.0	0	0	0	0	0	0	0	0	0	0	0	0
Dec 28	@ Ind	L	p	5	3	2	0.0	0	0	0	0	0	0	0	0	0	0	0	1
Totals				13-3	13/0	5	3	2	0.0	0	0	0	0	0	0	0	0	0	10
Playoffs																			
Jan 10	Bal	L	p	0	0	0	0.0	0	NA	0	0	0	0	0	0	0	0	0	0
Totals				0-1	1/0	0	0	0	0.0	0	NA	0	0	0	0	0	0	0	0

2009 Tennessee Titans

Date	Opp	W/L	P/S	Tot	Solo	Asst	Sk	- Yds	QBP	TFL	Int	- Yds	-TD	PD	FF	FR	- Yds	SpT	
Sept 10	@ Pit	L	p	0	0	0	0.0	0.0	0	0	0	0	0	0	0	0	0	0	0
Sept 20	Hou	L	p	0	0	0	0.0	0.0	0	0	0	0	0	0	0	0	0	0	1
Sept 27	@ NYJ	L	IA																
Oct 4	@ Jax	L	IA																
Oct 11	Ind	L	p	0	0	0	0.0	0.0	0	0	0	0	0	0	0	0	0	0	0
Oct 18	@ NE	L	DNP	0															
Nov 1	Jax	W	p	0	0	0	0.0	0.0	0	0	0	0	0	0	0	0	0	0	2
Nov 8	@ SF	W	p	0	0	0	0.0	0.0	0	0	0	0	0	0	0	0	0	0	2
Nov 15	Buf	W	IA																
Nov 23	@ Hou	W	p	0	0	0	0.0	0.0	0	0	0	0	0	0	0	0	0	0	3
Nov 29	Ari	W	p	0	0	0	0.0	0.0	0	0	0	0	0	0	0	0	0	0	1
Dec 6	@ Ind	L	p	0	0	0	0.0	0.0	0	0	0	0	0	0	0	0	0	0	1
Dec 13	StL	W	p	0	0	0	0.0	0.0	0	0	0	0	0	0	0	0	0	0	0
Dec 20	Mia	W	p	0	0	0	0.0	0.0	0	0	0	0	0	0	0	0	0	0	0
Dec 25	SD	L	p	0	0	0	0.0	0.0	0	0	0	0	0	0	0	0	0	0	0
Jan 3	@ Sea	W	p	0	0	0	0.0	0.0	0	0	0	0	0	0	0	0	0	0	0
Totals				8-8	12/0	0	0	0	0.0	0.0	0	0	0	0	0	0	0	0	10

STANFORD KEGLAR'S NFL STATISTICS

REGULAR SEASON

Year	Team	GP	GS	TACKLES							INTERCEPTIONS					FUMBLES				
				Tot	Solo	Asst	Sk	Yds	QBP	TFL	No	Yds	Lg	TD	PD	FF	FR	Yds	SpT	
2008	Tennessee	13	0	5	3	2	0.0	0.0	0	0	0	0	-	0	0	0	0	0	0	10
2009	Tennessee	12	0	0	0	0	0.0	0.0	0	0	0	0	-	0	0	0	0	0	0	10
NFL Totals		25	0	5	3	2	0.0	0.0	0	0	0	0	-	0	0	0	0	0	0	20

PLAYOFFS

Year	Team	GP	GS	TACKLES							INTERCEPTIONS					FUMBLES				
				Tot	Solo	Asst	Sk	Yds	QBP	TFL	No	Yds	Lg	TD	PD	FF	FR	Yds	SpT	
2008	Tennessee	1	0	0	0	0	0.0	0.0	0	0	0	0	0	0	0	0	0	0	0	0
Playoff Totals		1	0	0	0	0	0.0	0.0	0	0	0	0	0	0	0	0	0	0	0	0

Single-Game Highs

Tackles - 5 at Indianapolis (12/28/08)

Special Teams Tackles - 3 (twice, most recently at Houston 11/23/09)

6



BRETT KERN

PUNTER • 6'2" • 215 lbs • COLLEGE: TOLEDO
ACQUIRED: WAIVERS - 2009 (DEN) • NFL EXP. (NFL/TITANS): 3/2
HOMETOWN: GRAND ISLAND, N.Y.
GAMES PLAYED/GAMES STARTED: 32/0 (PLAYOFFS: 0/0)



2010 QUICK STATS

GP/GS: 0/0 • 0 punts, 0 yards, 0.0 avg., 0 TB, 0 In, 0 Lg, 0 Blk, 0.0 net avg.

PRO: Brett Kern is a strong-legged punter that has shown a keen ability to down his kicks inside the opponents' 20-yard line. He enters the 2010 season looking to solidify his position in Tennessee after joining the team midway through the 2009 season off waivers from Denver.

CAREER HIGHLIGHTS:

- In 2009, Kern's combined average of 45.5 yards per punt with the Titans and Broncos ranked eighth in the NFL. He also downed a combined 27 punts inside the opponents' 20-yard line.
- In 2008, Kern ranked fifth in the league with a 46.7-yard punting average and was named to the All-Rookie team by Pro Football Weekly/PFWA and the Sporting News.

TITANS TIDBITS:

- Kern's father, Cal, owns a collegiate baseball team in Niagara Falls, N.Y. called the Niagara Power. The team plays in the New York Collegiate Baseball League and has had a player from Lipscomb (Nashville) University the past two seasons. The summer of 2010 marks the club's fourth season.
- Kern is an avid golfer that sports a 1 handicap. He picked the game up late in his high school years and caddied for three summers at Inverness Golf Club while in college. The course is located in Toledo, Ohio and has hosted PGA and NCAA Championships.

CAREER TRANSACTIONS:

- The Grand Island, N.Y., native was originally signed by the Denver Broncos as a rookie free agent on April 28, 2008.
- Claimed by the Titans off waivers from the Broncos on Oct. 27, 2009.

SEASON RECAPS:

2009 (6/0 - Denver; 10/0 - Tennessee): In 10 games with Titans, punted 37 times for 1,665 yards with 18 punts placed inside the 20-yard line and ranked fourth in the AFC with a 45.5 gross avg. Appeared in the first six games with the Denver Broncos and punted 27 times for 1,245 yards (46.1 avg.) while placing nine punts inside the 20-yard line.

- Against Dallas (10/4), boomed six punts for 305 yards (50.8 avg.) with two kicks downed inside the 20-yard line. Nailed four punts for a 55.3 average from Denver territory.
- Against Jacksonville (11/1), made his Titans debut and punted four times for 193 yards (48.3 avg.) with three punts placed inside the 20-yard line in the Titans' 30-13 victory. Boomed a 55-yard punt that sailed out of bounds at the Jaguars' seven-yard line in the second quarter. Nailed a 51-yard punt that was downed at the Jaguars' seven-yard line during the final stanza. Perfectly placed a 37-yard punt that was downed at the Jaguars' three-yard line late in the fourth quarter.
- Against Arizona (11/29), punted four times for 184 yards (46.0 avg.) with two kicks placed inside the 20-yard line in the Titans' 20-17 come-from-behind victory. Placed a 38-yard punt that was downed at the Cardinals' 10-yard line in the fourth quarter.

- Against Miami (12/20), punted five times for 244 yards (48.8 avg.) with two kicks inside the 20-yard line in the Titans' 27-24 overtime win. Pinned the Dolphins deep in their own territory with a 59-yard punt that was downed at the Miami two-yard line late in the fourth quarter.
- At Seattle (1/3), punted four times for 214 yards (53.5 avg.), including a career-best 46.5 net avg. and a career-long 67-yard punt in the Titans' season-ending 17-13 victory. Nailed a 56-yard punt to the Seahawks' 19-yard line in the second quarter. Booted a career-best 67-yard punt in the second stanza.

2008 (16/0 - Denver): Appeared in all 16 games and ranked fifth in the league with a 46.7-yard gross punting average that marked the third-best season total by a Bronco in club history (min. 45 punts). Received all-rookie honors from Pro Football Weekly/PFWA and The Sporting News. Punted 46 times for 2,150 yards (46.7 gross / 37.8 net) with 13 punts placed inside the 20-yard line. Tied for the third-fewest touchbacks in the NFL with four, marking the fewest in a season by a Bronco with at least 45 punts since 1997 (Tom Rouen, 4).

- Against San Diego (9/14), punted three times for 161 yards (53.7 avg.)
- Against Tampa Bay (10/5), posted five punts for 248 yards (49.6 avg.) with two kicks placed inside the 20-yard line.
- At N.Y. Jets (11/30), nailed five punts for 214 yards (42.8 avg.) with four kicks inside the 20-yard line.

COLLEGE:

- Played 47 career games at the University of Toledo, punting 189 times for 7,994 yards (42.3 avg.) with 59 punts placed inside the 20-yard line.
- Ranked second in the nation in gross punting average (46.1 yds., 52 punts for 2,399 yards) and was a finalist for the Ray Guy Award (nation's best punter) as a senior.
- Earned third team All-America honors as a senior as the only player from the Mid-American Conference to receive Associated Press All-America honors.
- Named Mid-American Conference's Special Teams Player of the Year as a senior.
- Earned a bachelor's degree in geography from Toledo and posted a 3.38 grade point average while earning CoSIDA second-team academic all-district recognition as a senior.

PERSONAL:

- Married to Tiffany Kern and the couple has a son, Bryce Jeremiah.
- Was a two-time first-team all-state selection at Grand Island High School in Grand Island, N.Y., and averaged 39 yards per punt as a senior and 42.5 yards per punt as a junior.
- Also played basketball and was a long jumper and high hurdler on the track team in high school.
- Born Brett Alan Kern on Feb. 17, 1986, in Grand Island, N.Y.

KERN'S GAME-BY-GAME

2008 Denver Broncos

Date	Opp	W/L	No	Yds	Avg	Net	TB	In 20	Lg	Blk
Sept 8	@ Oak	W	2	80	40.0	38.5	0	1	42	0
Sept 14	SD	W	3	161	53.7	42.0	1	1	64	0
Sept 21	NO	W	2	105	52.5	37.5	0	0	56	0
Sept 28	@ KC	L	2	77	38.5	38.0	0	0	51	0
Oct 5	TB	W	5	248	49.6	45.8	0	2	63	0
Oct 12	Jax	L	4	192	48.0	39.5	1	0	52	0
Oct 20	@ NE	L	5	243	48.6	32.0	1	1	62	0
Nov 2	Mia	L	4	185	46.3	45.0	0	3	61	0
Nov 6	@ Cle	W	1	29	29.0	24.0	0	0	29	0
Nov 16	@ Atl	W	3	127	42.3	39.3	0	1	52	0
Nov 23	Oak	L	2	112	56.0	11.5	0	0	60	0
Nov 30	@ NYJ	W	5	214	42.8	41.4	0	4	52	0
Dec 7	KC	W	1	52	52.0	20.0	0	0	52	0
Dec 14	@ Car	L	5	241	48.2	39.8	1	0	57	0
Dec 21	Buf	L	0	0	0.0	0.0	0	0	0	0
Dec 28	@ SD	L	2	84	42.0	34.0	0	0	46	0
Totals		8-8	46	2,150	46.7	37.8	4	13	64	0

Nov 23	@ Hou	W	4	176	44.0	41.5	0	2	51	0
Nov 29	Ari	W	4	184	46.0	41.3	1	2	56	0
Dec 6	@ Ind	L	2	78	39.0	39.0	0	1	46	0
Dec 13	StL	W	3	115	38.3	36.3	0	1	54	0
Dec 20	Mia	W	5	244	48.8	44.0	1	2	59	0
Dec 25	SD	L	3	125	41.7	39.7	0	2	46	0
Jan 3	@ Sea	W	4	214	53.5	46.5	1	1	67	0
Totals		14-2	64	2,910	45.5	38.5	10	27	67	0

* First six games with Denver; final 10 games with Tennessee

2009 Denver Broncos/Tennessee Titans

Date	Opp	W/L	No	Yds	Avg	Net	TB	In 20	Lg	Blk
Sept 13	@ Cin	W	8	340	42.5	36.4	0	3	56	0
Sept 20	Cle	W	2	109	54.5	42.5	0	1	57	0
Sept 27	@ Oak	W	2	81	40.5	27.0	1	0	48	0
Oct 4	Dal	W	6	305	50.8	41.7	2	2	62	0
Oct 11	NE	W	5	231	46.2	37.8	1	2	64	0
Oct 19	@ SD	W	4	179	44.8	15.5	2	1	50	0
Nov 1	Jax	W	4	193	48.3	43.3	1	3	55	0
Nov 8	@ SF	W	5	217	43.4	44.0	0	2	57	0
Nov 15	Buf	W	3	119	39.7	31.3	0	2	58	0

BRETT KERN'S NFL STATISTICS

REGULAR SEASON

Year	Team	GP	No.	PUNTING								
				Yds	Avg	Ret	Yds	TB	In	Lg	Blk	Net
2008	Denver	16	46	2,150	46.7	28	330	4	13	64	0	37.8
2009	Denver/Tennessee	16	64	2,910	45.5	27	249	10	27	67	0	38.5
NFL Totals		32	110	5,060	46.0	55	579	14	40	67	0	38.2

Single-Game Highs

Punts - 8 at Cincinnati (9/13/09)
 Yards - 340 at Cincinnati (9/13/09)
 Gross Avg. - 56.0 vs. Oakland (11/23/08)
 Net Avg. - 46.5 at Seattle (1/3/10)
 Long Punt - 67 at Seattle (1/3/10)
 In20 - 4 at N.Y. Jets (11/30/08)

Additional Statistics

Special Teams Tackles - 0 (2008), 0 (2009)

70



TROY KROPOG

TACKLE/GUARD • 6'6" • 308 lbs • COLLEGE: TULANE
ACQUIRED: 4TH ROUND - 2009 • NFL EXP. (NFL/TITANS): 2/2
HOMETOWN: METAIRIE, LA.
GAMES PLAYED/GAMES STARTED: 1/0 (PLAYOFFS: 0/0)



2010 QUICK STATS

GP/GS: 0/0

PRO: Troy Kropog is a quick, agile offensive lineman that possesses good size and an outstanding work ethic. The 6-foot-6-inch, 309-pounder has the ability to play both tackle and guard in the NFL and will compete for a top reserve role on the Titans' offensive front. Kropog spent his entire rookie campaign on the 53-man roster and appeared in one game as a reserve on special teams.

TITANS TIDBITS:

- Kropog is a long-time friend of current Chicago Bears safety Craig Steltz. The two of them grew up playing football together from the age of 10 until they went their separate ways to college.
- Kropog is familiar with the Nashville area having spent two months prior to the NFL Combine at D1 Sports Training in Franklin, Tenn.
- Kropog and his family used to vacation in Gatlinburg, Tenn., during his childhood. His family was introduced to the area when he 11 years old, after Kropog played in a youth all-star game during Thanksgiving weekend. The family enjoyed the area so much that they made Gatlinburg an annual destination spot for the next five to six years.

CAREER TRANSACTIONS:

- A native of Metairie, La., Kropog was selected by the Titans in the fourth round (135th overall) of the 2009 NFL Draft.

SEASON RECAPS:

- 2009 (1/0):** Spent his entire rookie season on the 53-man roster but saw action as a reserve in just one contest. Was inactive for 13 games and did not play in two games.
- At San Francisco (11/8), made his NFL debut as a reserve on special teams in the Titans' 34-27 victory.

COLLEGE:

- A three-year starter at left tackle at Tulane, Kropog started 36 career games and his blocking consistency grade of 84.9 percent as a starter was the best of any down lineman in the Conference USA ranks during his career.
- As a senior (2008), was named second-team All-American and first-team All-Conference USA by The NFL Draft Report. Also received second-team Conference USA midseason accolades from The Sporting News. One of the team's offensive captains, he started all 12 games at left tackle and led the conference with an 87.33 percent grade for blocking consistency while also pacing the league with 14 touchdown resulting blocks.
- As a junior (2007), named an All-Conference USA second-team selection by The NFL Draft Report and earned honorable mention from the league's media and coaches. Started 10 games at left tackle and registered 89 knockdowns, producing 15 blocks down field and 18 other blocks that resulted in Green Wave touchdowns, grading 87.18 percent for blocking consistency.
- As a sophomore (2006), took over left tackle duties, starting all 12 games. Was a part of a unit that saw the offense average 338.7 yards per game. Delivered 73 individual knockdowns, including six touchdown resulting blocks and eight blocks down field.
- As a redshirt freshman (2005), appeared in the team's first eight games, playing mostly as a reserve left offensive tackle. Was pressed into starting duty on the right side against Houston and Marshall. Finished with 28 knockdowns and three touchdown-resulting blocks while participating in 304 plays. Against Houston, recorded an assisted tackle during a brief appearance on defense.

- As a freshman (2004), was redshirted for the season and saw action on the scout team. Originally joined the team as a 260-pound freshman, but added over 25 pounds to his frame in the offseason prior to the 2005 campaign.
- Majored in humanities at Tulane.

PERSONAL:

- Single, splits time between Nashville and Metairie, La.
- Attended Archbishop Rummel (Metairie, La.) High School and was a two-year starter at left tackle.
- Member of the prestigious Clarion-Herald Elite Catholic Schools squad, adding All-District 10 first-team honors as a senior. Led the team to the 2003 Class 5A District 10 championship and a berth in the state quarterfinals.
- In 2002, he helped Rummel advance to the state semifinals after taking the district crown. The team also captured the district title in 2001.
- In addition to football, he also lettered in track, where he was a state finalist in the shot put his junior year after winning the district title and finishing second in the regionals.
- Selected as a two-time Beta Honor Roll recipient and was a member of the 2003 All-State Academic squad. Listed in the "Who's Who Among American High School Students" for 2002-03.
- List of favorites: (movie) "Big Trouble in Little China"; (TV show) "It's Always Sunny in Philadelphia"; (actor) Kurt Russell; (music artist/group) Rise Against; (school subject) literature; (car) Ford Shelby GT 500; (author) Orson Scott Card; (video game) SOCOM; (sports hero) discus thrower Brian "The Big O" Oldfield; and (food) steak.
- Born Troy Michael Kropog on July 31, 1986 in Metairie, La.

TROY KROPOG'S NFL STATISTICS

REGULAR SEASON

Year	Team	GP	GS
2009	Tennessee	1	0
NFL Totals		1	0



41



JAMAR LOVE

CORNERBACK • 6'0" • 205 lbs • COLLEGE: ARKANSAS
 ACQUIRED: FA - 2009 • NFL EXP. (NFL/TITANS): 1/1
 HOMETOWN: NORTH LITTLE ROCK, ARK.
 GAMES PLAYED/GAMES STARTED: 0/0 (PLAYOFFS: 0/0)



2010 QUICK STATS

GP/GS: 0/0 • 0 tackles, 0 sacks, 0 QBP, 0 INT, 0 PD, 0 FF, 0 FR

PRO: Jamar Love was a late-season addition to the Titans in 2009 and will contribute to the team's secondary depth in 2010. In his rookie season, he also spent time with the New England Patriots, Dallas Cowboys and Tampa Bay Buccaneers.

CAREER TRANSACTIONS:

- The North Little Rock, Ark., native was originally signed by the New England Patriots as a rookie free agent on April 30, 2009.
- Released by the Patriots on July 29, 2009 but re-signed on Aug. 2, 2009.
- Released by the Patriots on Sept. 5, 2009.
- Signed to Dallas Cowboys practice squad on Nov. 9, 2009 and released Nov. 30, 2009.
- Signed to Tampa Bay Buccaneers practice squad on Dec. 2, 2009.
- Signed by the Titans off Tampa Bay's practice squad on Dec. 30, 2009.

SEASON RECAPS:

2009 (0/0): After spending his first NFL camp with the New England Patriots, spent time on the practice squads of the Dallas Cowboys and Tampa Bay Buccaneers.

- Spent one week on 53-man roster with the Titans but was inactive (1/3 at Seattle).

COLLEGE:

- As a senior (2008), played in nine games with six starts and finished with a career-high 39 tackles and eight passes defended.

- As a junior (2007), saw action in all 13 games and made two starts. Tallied 22 tackles, three sacks and four passes defended.

- As a sophomore (2006), played in all 14 games and made one start. Made 16 tackles along with six special teams tackles and added three passes defended.

- As a freshman (2005), played in six games and saw action on special teams.

- Majored in sociology.

PERSONAL:

- As a senior at North Little Rock (Ark.) High School, recorded 55 tackles, seven passes defended, two tackles for loss and three forced fumbles on defense. Also had 45 rushing attempts for 465 yards and two touchdowns and five receptions for 230 yards and three touchdowns. Member of the *Arkansas Democrat-Gazette's* All-Metro team as a senior.

- Also competed in track and field during his prep career (100-meter dash, 200, 4x100 relay) with a best time of 10.6 in the 100-meter dash.

- Enjoys golfing, go karts and listening to a wide variety of music.

- Favorite television programming is Lifetime Channel dramas.

- Born Jamar Antonio Love on Nov. 8, 1986 in North Little Rock, Ark.

JAMAR LOVE'S NFL STATISTICS

REGULAR SEASON		TACKLES										INTERCEPTIONS					FUMBLES			
Year	Team	GP	GS	Tot	Solo	Asst	Sk	Yds	QBP	TFL	No	Yds	Lg	TD	PD	FF	FR	Yds	SpT	
2009	Tennessee	0	0	0	0	0	0.0	0	0	0	0	0	-	0	0	0	0	0	0	
NFL Totals		0	0	0	0	0	0.0	0	0	0	0	0	-	0	0	0	0	0	0	

83**MARC MARIANI**

WIDE RECEIVER • 6'1" • 190 lbs • COLLEGE: MONTANA
 ACQUIRED: D7a - 2010 • NFL EXP.: ROOKIE
 HOMETOWN: HAVRE, MONT.
 GAMES PLAYED/GAMES STARTED: 0/0 (PLAYOFFS: 0/0)

**2010 QUICK STATS****GP/GS: 0/0 • 0 receptions for 0 yards, 0 TDs**

PRO: The Titans used their first of two seventh-round selections in 2010 on Montana wide receiver Marc Mariani, a shifty route runner that excels in the slot and in the return game. The former walk-on at Montana has reliable hands and has the ability to reach the end zone from anywhere on the field in all phases of the game having scored on a 98-yard kickoff return, a 94-yard punt return, and an 84-yard reception during his collegiate career. Mariani also possesses big game experience having appeared in two FCS National Championship games in his four-year stint with the Grizzlies.

CAREER HIGHLIGHTS:

- In 2009, was a unanimous All-Big Sky pick at wide receiver as his 1,479 receiving yards set a single-season record at Montana.
- As a junior, set a school record with 2,265 all-purpose yards, which is the fifth most in Big Sky Conference history. His 1,308 receiving yards and 15 touchdowns were the second most in a season at Montana.

TITANS TIDBITS:

- Mariani has overcome a great deal of adversity to make it to the NFL. He was a non-preferred walk-on at Division I-AA Montana before working his way up the Grizzlies' depth chart and finally earning a scholarship as a junior.
- Mariani thought he was the victim of a practical joke when the Titans called to inform him that he was drafted. The former Montana teammate of Titans Coach Jeff Fisher's son, Brandon, had been on the phone back and forth with his buddy all day. Just before the Titans were scheduled to pick in the seventh round, he got another call from Brandon. He was in the draft room at Baptist Sports Park and Mariani was a Titan.

CAREER TRANSACTIONS:

- The Havre, Mont., native was selected by the Titans with their first of two picks in the seventh round (222nd overall) of the 2010 NFL Draft.

COLLEGE:

- Mariani ended his career as the most prolific receiver and all-purpose player in Montana history. He set school marks in career receiving yards (3,018), receiving touchdowns (29), and career all-purpose yards (5,441). His 164 receptions and 200 career points rank him seventh in the Grizzlies' record book. Mariani also had three of the longest scoring plays in school history in his career: a 98-yard kickoff return, a 94-yard punt return, and an 84-yard reception.

AS A SENIOR (2009), was a unanimous All-Big Sky pick at wide receiver and a second team selection as a return specialist. Led the second-ranked and 14-1 Grizzlies in receiving with 80 catches for 1,479 yards and 13 touchdowns. His 1,479 receiving yards set a single-season record at Montana. Led the conference with seven 100-yard receiving games and in multiple touchdown games receiving (four). Was named a first team All-American by the Associated Press, Walter Camp, and the Sports Network, and he was also selected to the College Sporting News "Fab 50." Returned 32 punts for 507 yards (15.8 avg.) with a touchdown.

- Against Cal Poly (10/10), hauled in six catches for 200 yards and two touchdowns. Scored on touchdown passes of 84 yards and 68 yards.
- Against South Dakota State (11/28), his 389 all-purpose yards in a come-from-behind FCS playoff win over South Dakota State are the second highest total in Big Sky single-game history (the record is 437 yards). Hauled in 12 receptions for 171 yards and two touchdowns. Returned four kickoffs for 178 yards with a long return of 98 yards. Also brought back six punts for 40 yards.
- Against Villanova (12/18), caught nine passes for 178 yards with a

touchdown in the National Championship Game.

AS A JUNIOR (2008), started all 16 games and caught 69 receptions for 1,308 yards with a career-best 15 touchdowns. Set a school record with 2,265 all-purpose yards, which is the fifth most in Big Sky Conference history. His 1,308 receiving yards and 15 touchdowns were the second most in a season at Montana. Led the Big Sky in punt returns, averaging 16.22 an attempt, which ranked him fourth in the nation. Was a first team All-Big Sky pick at both wide receiver and as a returner. He was named second team All-American by the Sports Network and an honorable mention pick on the College Sporting News' "Fab 50."

- Against Southern Utah (9/13), tied a school mark with four touchdown catches against Southern Utah, and his 208 receiving yards in that game are the sixth most (tie) ever in a game by a Montana player.
- Against Central Washington (9/27), hauled in six receptions for 161 yards and two touchdowns. Scored on pass plays of 64 yards and 42 yards in the second quarter.
- Against Sacramento State (10/18), caught eight passes for 131 yards with two touchdowns. Hauled in a 24-yard touchdown and a 46-yard score in a 43-7 victory.

AS A SOPHOMORE (2007), saw action in 11 games with three starts and caught 15 passes for 231 yards with one touchdown. Led the Big Sky and was 11th in the FCS in punt returns (13.32-yard avg.). Was an honorable mention All-Big Sky selection as a returner.

- Against Northern Colorado (10/20), caught two passes for 38 yards and a touchdown. Hauled in his first career touchdown, a 27-yard score in the second quarter.

AS A FRESHMAN (2006), played in all 14 games, mostly on special teams, and had eight tackles in that role. He did not have a reception as a receiver.

PERSONAL:

- Splits time between Nashville and Havre, Mont.
- Attended Havre High School (Havre, Mont.) and earned 10 letters: three each in football and basketball and four in tennis.
- As a senior, had 48 receptions for 1,237 yards and 16 touchdowns while leading his team to a 12-0 record and the state "A" championship. Was named all-state at wide receiver and at safety as a senior. Also named Great Falls Tribune's "Super State" team at wide receiver.
- As a junior, garnered all-state honors at safety while leading his team to a 10-2 mark. Was named to the Great Falls Tribune's "Super State" team at safety as a junior as well.
- Participated in Montana's annual East-West Shrine Game.
- Was a three-time team MVP in tennis. His varsity tennis teams won four straight state and conference titles. Was a team captain his junior and his senior seasons.
- Also was a two-time captain in basketball.
- As a senior at Montana, was the spokesman for the Griz for Kid Toy Drive.
- Majored in Business at Montana.
- List of favorites: (movie) "Ironman"; (TV show) "Family Guy"; (actor) Johnny Depp; (music artist) local Montana band called The Clintons; (school subject) World trade and commerce class; (video game) Madden; (food) Italian; (sports hero) Jerry Rice and Brett Favre; and (sports team as a child) Chicago Bulls, Seattle Mariners and Green Bay Packers.
- Born Marc Steven Mariani on May 2, 1987 in Havre, Mont.

MARC MARIANI'S COLLEGE STATISTICS

Year	Team	RECEIVING							RUSHING				
		GP	GS	No	Yds	Avg	Lg	TD	Att	Yds	Avg	Lg	TD
2006	Montana	14	0	0	0	0.0	0	0	0	0	0.0	0	0
2007	Montana	11	3	15	231	15.4	27	1	0	0	0.0	0	0
2008	Montana	16	16	69	1,308	19.0	66	15	1	12	12.0	12	0
2009	Montana	15	15	80	1,479	18.5	84t	13	1	0	0.0	0	0
College Totals		56	34	164	3,018	18.4	84t	29	2	12	6.0	12	0

Year	Team	PUNT RETURN						KICKOFF RETURNS				
		No	FC	Yds	Avg	Lg	TD	No	Yds	Avg	Lg	TD
2006	Montana	0	0	0	0.0	0	0	0	0	0.0	0	0
2007	Montana	28	0	373	13.3	31	0	12	387	32.2	62	0
2008	Montana	23	0	373	16.2	94t	2	25	572	22.9	38	0
2009	Montana	32	0	507	15.8	82t	1	5	199	39.8	98t	1
College Totals		83	0	1,253	15.1	94t	3	42	1,158	27.6	98t	1

Single-Game Highs

Receptions - 12 vs. South Dakota State (11/28/09)

Receiving yards - 208 vs. Southern Utah (9/13/08)

Long Reception - 84t vs. Cal Poly (10/10/09)

Touchdowns - 4 vs. Southern Utah (9/13/08)

94



SEN'DERRICK MARKS

DEFENSIVE TACKLE • 6'2" • 294 lbs • COLLEGE: AUBURN
ACQUIRED: SECOND ROUND - 2009 • NFL EXP. (NFL/TITANS): 2/2
HOMETOWN: MOBILE, ALA.
GAMES PLAYED/GAMES STARTED: 9/0 (PLAYOFFS: 0/0)



2010 QUICK STATS

GP/GS: 0/0 • 0 tackles, 0 sacks, 0 QBP, 0 INT, 0 PD, 0 FF, 0 FR

PRO: Sen'Derrick Marks is a great athlete who can use his agility and quickness to be a force against both the run and the pass. The 6-foot-2-inch, 306-pounder will be an important contributor in the interior defensive line rotation in 2010.

CAREER HIGHLIGHTS:

- Appeared in nine games at defensive tackle as a rookie and posted 23 tackles, a sack, five quarterback pressures and a pass defended.
- Collected his first career sack by dropping Matt Hasselbeck for a seven-yard loss in the regular season finale against Seattle (1/3/10).

TITANS TIDBITS:

- Marks' athleticism also translates to the hardwood. The 6-foot-2-inch, 306-pounder can dunk a basketball. Former Auburn head coach Tommy Tuberville saw him dunk in high school and offered him a football scholarship on the spot.
- Marks is the oldest of eight children, with the youngest being 12 years old. His siblings' names are Anntranetta, Shamira, Ciera, DeAndre, Alexia, Kenneth Davis Jr. and Lakendra Davis. Most of his brothers and sisters have unique names which have no specific meaning to them. There is no specific meaning behind the name Sen'Derrick either and he often goes by the nickname Sen.
- Marks did a lot of community work with kids in college as a result of his rehabilitation services major. In the future, he wants to start a foundation that mentors juvenile delinquents and people with disabilities by providing them with role models and leadership activities.
- Marks has picked up the game of golf during the past two offseasons. Even though he is right-handed and still has a lot to learn about the sport, he models his game after his favorite player Phil Mickelson.

CAREER TRANSACTIONS:

- The Mobile, Ala., native was selected by the Titans in the second round (62nd overall) of the 2009 NFL Draft.

SEASON RECAPS:

- 2009 (9/0):** Saw action in nine games at defensive tackle as a rookie and collected 23 tackles, a sack, five quarterback pressures and a pass defended. Played in his first career NFL contest at Jacksonville (10/4/09). Collected his first career NFL sack at Seattle (1/3/10). Led or tied for the team lead in quarterback pressures twice in 2009.
- Against Buffalo (11/15), notched a career-best six tackles and a pass defended in the Titans' 41-17 win. Batted down a pass intended for Derek Fine at the line of scrimmage in the fourth quarter.
 - Against St. Louis (12/13), collected four tackles, including a stop for loss and a quarterback pressure in the Titans' commanding 47-7 victory.
 - At Seattle (1/3), registered three tackles, including his first career sack and two quarterback pressures in the Titans' season-ending 17-13 victory. Collected his first career sack by dropping Matt Hasselbeck for a seven-yard loss in the third quarter.

COLLEGE:

- Declared for the NFL Draft as a junior after starting 37 of 40 games during his Auburn career and recording 114 tackles with 7.5 sacks, 30 stops for losses and 10 quarterback pressures.
- In 2008, earned second-team All-SEC recognition from the league's coaches and honorable mention from the Associated Press. Started 11 games at right defensive tackle and collected 32 tackles with two sacks for

minus seven yards and a pair of quarterback pressures. Ranked second on the team and 10th in the SEC with 10 stops for losses of 34 yards.

- As a sophomore, received the team's Eddie Welch Attitude and Effort Award on defense by the coaching staff. Shifted to right defensive end, starting every game, despite playing most of the schedule with a hernia that required surgery after the season. Finished with a career-high 43 tackles, adding two sacks for minus 15 yards and nine stops for losses of 35 yards. Registered seven quarterback pressures, three passes defended, including an eight-yard interception return, caused and recovered a fumble and also blocked two field goals.
- As a redshirt freshman in 2006, received Freshman All-American first-team honors from Rivals.com and third-team recognition from The Sporting News. Also was named Freshman All-Southeastern Conference by the league's coaches. Took over right defensive tackle duties, starting all 13 games and recording 38 tackles, including 3.5 sacks for minus 13 yards, one pressure and 11 stops for losses of 32 yards. Also caused one fumble, recovered three others and deflected two passes.
- As a freshman, saw action in three games and collected a tackle before he was redshirted.
- Majored in rehabilitation services.

PERSONAL:

- Single, splits time between Nashville and Mobile, Ala.
- Attended Vigor (Prichard, Ala.) High School, where he was a three-year starter playing football for head coach Kerry Stevenson.
- Helped his team reach the first round of the playoffs, as he recorded 81 tackles and 17 sacks as a senior.
- Posted 87 tackles and 11 sacks as a junior, leading the squad to the Class 6A state quarterfinals.
- Also lettered three times in basketball, averaging 15 points a game and 21 rebounds a game.
- List of favorites: (movies) "The Notebook," "88 Minutes" and "Scarface"; (TV shows) "Law and Order SVU" and "Law and Order Criminal Intent"; (actors) Al Pacino and Robert De Niro; (music artists) Rick Ross, Yolanda Adams and Mississippi State choir; (school subject) medical aspects; (car) F250 Super-duty; (video game) EA Sports 2K, Madden Football, Call of Duty and FIFA 10 for Xbox 360; and (foods) candy yams and cornbread.
- Born Sen'Derrick Dewayne Marks on Feb. 23, 1987 in Mobile Ala.

MARKS' GAME-BY-GAME

2009 Tennessee Titans

Date	Opp	W/L	P/S	Tot	Solo	Asst	Sk	- Yds	QBP	TFL	Int	- Yds	TD	PD	FF	FR	- Yds	SpT
Sept 10	@ Pit	L	IA															
Sept 20	Hou	L	IA															
Sept 27	@ NYJ	L	IA															
Oct 4	@ Jax	L	p	1	0	1	0.0	0.0	0	0	0	0	0	0	0	0	0	0
Oct 11	Ind	L	p	0	0	0	0.0	0.0	0	0	0	0	0	0	0	0	0	0
Oct 18	@ NE	L	IA															
Nov 1	Jax	W	p	0	0	0	0.0	0.0	0	0	0	0	0	0	0	0	0	0
Nov 8	@ SF	W	IA															
Nov 15	Buf	W	p	6	3	3	0.0	0.0	0	0	0	0	0	1	0	0	0	0
Nov 23	@ Hou	W	p	4	2	2	0.0	0.0	0	0	0	0	0	0	0	0	0	0
Nov 29	Ari	W	IA															
Dec 6	@ Ind	L	IA															
Dec 13	StL	W	p	4	1	3	0.0	0.0	1	1	0	0	0	0	0	0	0	0
Dec 20	Mia	W	p	1	0	1	0.0	0.0	2	0	0	0	0	0	0	0	0	0
Dec 25	SD	L	p	4	2	2	0.0	0.0	0	0	0	0	0	0	0	0	0	0
Jan 3	@ Sea	W	p	3	1	2	1.0	7.0	2	0	0	0	0	0	0	0	0	0
Totals		8-8	9/0	23	9	14	1.0	7.0	5	1	0	0	0	1	0	0	0	0

SEN'DERRICK MARKS' NFL STATISTICS

REGULAR SEASON			TACKLES								INTERCEPTIONS					FUMBLES			
Year	Team	GP	GS	Tot	Solo	Asst	Sk	Yds	QBP	TFL	No	Yds	Lg	TD	PD	FF	FR	Yds	SpT
2009	Tennessee	9	0	23	9	14	1.0	7.0	5	1	0	0	0	0	1	0	0	0	0
NFL Totals		9	0	23	9	14	1.0	7.0	5	1	0	0	0	0	1	0	0	0	0

Single-Game Highs

Tackles - 6 vs. Buffalo (11/15/09)

Sacks - 1 at Seattle (1/3/10)

72



NEVIN McCASKILL

TACKLE • 6'4" • 304 lbs • COLLEGE: HAMPTON
 ACQUIRED: FREE AGENT - 2010 • NFL EXP. (NFL/TITANS): 1/1
 HOMETOWN: TALLAHASSEE, FLA.
 GAMES PLAYED/GAMES STARTED: 0/0 (PLAYOFFS: 0/0)



2010 QUICK STATS

GP/GS: 0/0

PRO: Nevin McCaskill is looking to provide depth at offensive tackle for the Titans in 2010. The 6-foot-4-inch, 304-pounder has played both guard and tackle during three stints on NFL practice squads. McCaskill was signed to the Packers' active roster in 2008 but was inactive for the final three games of the season.

TITANS TIDBITS:

- McCaskill is a free-lance graphic designer that specializes in brochures, wedding invitations and sports collage posters. He graduated with a degree in graphic design from Hampton.
- For the past two seasons, McCaskill has co-hosted a youth football day camp in Hilton Head, S.C. called "Practicing with the Pros."

CAREER TRANSACTIONS:

- A native of Tallahassee, Fla., McCaskill was originally signed by the Buffalo Bills as a free agent on July 28, 2007.
- Released by the Bills on Aug. 31, 2008 and signed to the Philadelphia Eagles' practice squad on Oct. 21, 2008.
- Signed by the Green Bay Packers to their active roster from the Eagles' practice squad on Dec. 11, 2008.
- Released by the Packers on June 24, 2009 and signed by the N.Y. Jets on July 6, 2009.
- Released by the Jets on Sept. 5, 2009.
- Signed to the Miami Dolphins' practice squad on Dec. 10, 2009 and spent five days with the club before being released.
- Signed by the Titans as a free agent on Jan. 13, 2010.

SEASON RECAPS:

2009 (0/0 - Miami): Signed to the Dolphins' practice squad on Dec. 10, 2009 and spent a week with the team.

2008 (0/0 - Philadelphia/Green Bay): Signed to the Eagles' practice squad on Oct. 21, 2008 after being released by the Bills following training camp. Spent seven weeks on the Eagles' practice squad before being signed to Green Bay's active roster on Dec. 11, 2008. Was inactive for games at Jacksonville (12/14), at Chicago (12/22) and vs. Detroit (12/28).

2007 (0/0 - Buffalo): Spent 14 weeks on the Bills' practice squad.

COLLEGE:

- As a senior, named first-team All-MEAC after helping clear the way for an offensive unit that led the league in rushing touchdowns (28) and total touchdowns (52).
- As a junior, named second-team All-MEAC for the second consecutive season. Started 12 games at left tackle and helped clear the way for two 1,000-yard backs.
- Named MEAC Offensive Player of the Week for his efforts against Gardner-Webb.
- Started 12 games at left tackle in his sophomore year and was named to the second-team All-MEAC squad.
- Saw action in 10 of 11 contests as a freshman.
- Majored in graphic design at Hampton.

PERSONAL:

- Single, splits time between Nashville and Tallahassee, Fla.
- Attended Amos P. Godby High School (Tallahassee, Fla.) and was an all-state performer as a senior. Played in the 2001 CaliFlorida Bowl.
- Has twin brothers Kevin and Keith McCaskill that are juniors on the South Florida football team. Keith plays defensive tackle and Kevin plays center.
- Born Nevin McCaskill on Dec. 29, 1983 in Tallahassee, Fla.


NEVIN McCASKILL'S NFL STATISTICS

REGULAR SEASON

Year	Team	GP	GS
2008	Green Bay	0	0
NFL Totals		0	0



30



JASON MCCOURTY

CORNERBACK • 6'0" • 188 lbs • COLLEGE: RUTGERS
ACQUIRED: 6TH ROUND - 2009 • NFL EXP. (NFL/TITANS): 2/2
HOMETOWN: NYACK, N.Y.
GAMES PLAYED/GAMES STARTED: 15/3 (PLAYOFFS: 0/0)



2010 QUICK STATS

GP/GS: 0/0 • 0 tackles, 0 sacks, 0 QBP, 0 INT, 0 PD, 0 FF, 0 FR

PRO: Jason McCourty was one of the top rookie performers on the Titans in 2009. In his second pro season, he has the opportunity to make an even greater mark on the defense and continue his leadership on special teams. The fast, athletic cornerback offered tremendous value and upside when the Titans spent a sixth-round draft pick on him in 2009.

CAREER HIGHLIGHTS:

- As a rookie in 2009, McCourty was thrust into the starting lineup for three consecutive games (at Jacksonville, vs. Indianapolis, at New England) in the first half of the season after the Titans secondary suffered multiple injuries.
- McCourty finished third on the team in 2009 with 12 special teams tackles.

TITANS TIDBITS:

- McCourty played his last three seasons at Rutgers with his identical twin brother, Devin. The duo held down the starting cornerback spots for Scarlet Knights together for two years. Devin, who redshirted his first season at Rutgers, was a first-round draft pick by the New England Patriots in 2010. They also have an older brother, Larry.
- McCourty entered the NFL in 2009 with a familiar face accompanying him, Titans first-round pick and former Rutgers star wide receiver Kenny Britt.
- McCourty excelled off the field at Rutgers as he was a semifinalist for the prestigious Vincent dePaul Draddy Trophy given to the college football player with the best combination of academics, community service and on-field performance. He was also named an *ESPN The Magazine* Academic All-District first-team member.

CAREER TRANSACTIONS:

- The Nyack, N.Y., native was selected by the Titans in the sixth round (203rd overall) of the 2009 NFL Draft.

SEASON RECAPS:

2009 (15/3): Ranked second among Titans rookies with 30 tackles and finished third on the team with 12 stops on special teams. Also totaled one tackle for loss and a forced fumble. Started in three contests as the Titans secondary struggled with injuries through September and October. Tied for the team lead in special teams tackles three times (at NYJ, at SF, vs. MIA).

- At N.Y. Jets (9/27), saw limited action at cornerback and collected a solo tackle. Also returned three kickoffs for 72 yards (24.0 avg.) and tied for the team lead with three special teams tackles.
- At Jacksonville (10/4), started his first career NFL contest at cornerback and posted six tackles.
- At Indianapolis (10/11), started at cornerback and posted season-high 11 tackles.
- At New England (10/18), started at cornerback and posted seven tackles.
- Against St. Louis (12/13), made key special teams play in first quarter, racing down the field to bat back Brett Kern's 35-yard punt to allow the ball to be downed at the Rams' three-yard line.
- Against San Diego (12/25), saw significant action at cornerback in the second half after Nick Harper left the game with an injury. Notched five tackles, including a stop for loss and a forced fumble.

COLLEGE:

- In a four-year career at Rutgers, totaled 150 tackles, 7.5 tackles for loss, two interceptions, 20 passes defended, two fumble recoveries and a 25.8-yard average on 17 kickoff returns. Played in 47 games with 33 starts.
- As a senior (2008), was named a captain and started all 13 games at

cornerback. Totaled 52 tackles, a team-best two interceptions, six passes defended and a fumble recovery. Also assumed kickoff return duties and was second in the Big East with a 26.2 yards per return average in conference games.

- At South Florida (11/15), collected his first career interception and returned it 30 yards for a touchdown. Also recovered a fumble, had five tackles and returned a kickoff a career-long 59 yards to set up a touchdown.
- As a junior (2007), totaled 44 tackles, including three tackles for loss and a team-best 12 passes defended in his second full year as the starter at cornerback. Tabbed a preseason second-team All-Big East selection by *Lindy's* and third-team pick by *Athlon*.
- As a sophomore (2006), earned a starting corner spot in preseason and played in 12 games. Finished eighth on the team with 45 tackles and posted four tackles for loss, two passes defended and a fumble recovery. Started seven games, including the last six of the season.
- As a freshman (2004), played in nine games as a true freshman, including the Insight Bowl, and appeared primarily on special teams. Posted nine tackles, including six solo stops.
- Majored in information technology at Rutgers.

PERSONAL:

- Single, splits time between Nashville and Nanuet, N.Y.
- Attended St. Joseph's (Montvale, N.J.) High School and earned All-State recognition from the *Newark Star-Ledger* and the Associated Press and All-League honors as a senior.
- Named an All-Parochial pick as both a junior and senior. Named to MSG High School Heisman Team. Helped New York team to victory in the 2005 Governor's Bowl.
- As a senior, carried the ball 94 times for 1,083 yards, averaging a school-record 11.5 yards per carry. Also posted 15 catches for 407 yards, an average of 27.8 per catch. Accounted for 25 touchdowns for St. Joseph's, which finished the season at 11-1 including a 42-8 win over Pope John in the Parochial Group III Final at Rutgers Stadium.
- Also played defensive back, returning an interception 81 yards for a touchdown against Paterson Eastside.
- Ranked as the 38th-best player in New Jersey by Scout.com.
- Also played basketball for four seasons and was the starting guard on a 26-2 team that won the county championship as a junior. As a senior was named second-team All-County.
- List of favorites: (movie) "Hitch"; (TV show) "King of Queens"; (actor) Jamie Foxx; (music artist/group) JadaKiss; (school subject) math; (car) Nissan Altima which he currently drives; (video game) NCAA College Football; (sports hero) Penny Hardaway; and (food) shrimp.
- Born Jason McCourty on Aug. 13, 1987 in Nyack, N.Y.

McCOURTY'S GAME-BY-GAME

2009 Tennessee Titans

Date	Opp	W/L	P/S	Tot	Solo	Asst	Sk	- Yds	QBP	TFL	Int	- Yds	-TD	PD	FF	FR	- Yds	SpT
Sept 10	@ Pit	L	p	0	0	0	0.0	0.0	0	0	0	0	0	0	0	0	0	0
Sept 20	Hou	L	p	0	0	0	0.0	0.0	0	0	0	0	0	0	0	0	0	0
Sept 27	@ NYJ	L	p	1	1	0	0.0	0.0	0	0	0	0	0	0	0	0	0	3
Oct 4	@ Jax	L	S	6	4	2	0.0	0.0	0	0	0	0	0	0	0	0	0	1
Oct 11	Ind	L	S	11	8	3	0.0	0.0	0	0	0	0	0	0	0	0	0	0
Oct 18	@ NE	L	S	7	3	4	0.0	0.0	0	0	0	0	0	0	0	0	0	0
Nov 1	Jax	W	p	0	0	0	0.0	0.0	0	0	0	0	0	0	0	0	0	0
Nov 8	@ SF	W	p	0	0	0	0.0	0.0	0	0	0	0	0	0	0	0	0	3
Nov 15	Buf	W	IA															
Nov 23	@ Hou	W	p	0	0	0	0.0	0.0	0	0	0	0	0	0	0	0	0	1
Nov 29	Ari	W	p	0	0	0	0.0	0.0	0	0	0	0	0	0	0	0	0	1
Dec 6	@ Ind	L	p	0	0	0	0.0	0.0	0	0	0	0	0	0	0	0	0	0
Dec 13	StL	W	p	0	0	0	0.0	0.0	0	0	0	0	0	0	0	0	0	1
Dec 20	Mia	W	p	0	0	0	0.0	0.0	0	0	0	0	0	0	0	0	0	2
Dec 25	SD	L	p	5	4	1	0.0	0.0	0	1	0	0	0	0	1	0	0	0
Jan 3	@ Sea	W	p	0	0	0	0.0	0.0	0	0	0	0	0	0	0	0	0	0
Totals	8-8	15/3		30	20	10	0.0	0.0	0	1	0	0	0	0	1	0	0	12

Additional Statistics: 3 kickoff returns for 72 yards at N.Y. Jets on Sept. 27, 2009

JASON McCOURTY'S NFL STATISTICS

REGULAR SEASON			TACKLES								INTERCEPTIONS					FUMBLES			
Year	Team	GP	GS	Tot	Solo	Asst	Sk	Yds	QBP	TFL	No	Yds	Lg	TD	PD	FF	FR	Yds	SpT
2009	Tennessee	15	3	30	20	10	0.0	0.0	0	1	0	0	-	0	0	1	0	0	12
NFL Totals		15	3	30	20	10	0.0	0.0	0	1	0	0	-	0	0	1	0	0	12

Single-Game Highs

Tackles - 11 vs. Indianapolis (10/11/09)
 Special Teams Tackles - 3 (twice, most recently at San Francisco 11/8/09)

Additional Career Statistics

Kickoff Returns - 3 for 72 yards at N.Y. Jets (9/27/09)

51



GERALD MCRATH

LINEBACKER • 6'3" • 231 lbs • COLLEGE: SOUTHERN MISSISSIPPI
ACQUIRED: FOURTH ROUND - 2009 • NFL EXP. (NFL/TITANS): 2/2
HOMETOWN: POWDER SPRINGS, GA.
GAMES PLAYED/GAMES STARTED: 16/5 (PLAYOFFS: 0/0)



2010 QUICK STATS

GP/GS: 0/0 • 0 tackles, 0 sacks, 0 QBP, 0 INT, 0 PD, 0 FF, 0 FR

PRO: Gerald McRath is a smart, athletic linebacker that made an immediate impact as a rookie, appearing in all 16 games with five starts at outside linebacker. In his brief NFL career, he has gained a reputation as a sound tackler with great leadership qualities.

CAREER HIGHLIGHTS:

- Appeared in all 16 games with five starts at outside linebacker as a rookie and posted 38 tackles, an interception, a pass defended and nine special teams stops.
- Collected his first career NFL interception by picking off a Matt Hasselbeck pass in the regular season finale against Seattle (1/3/10).
- At the 2009 NFL Scouting Combine, he ran the 40-yard dash in 4.49 seconds, the fastest time among all linebackers.

TITANS TIDBITS:

- Although he attended Southern Miss for five years, McRath had one year of NCAA eligibility remaining when he declared for the NFL Draft in 2009. After redshirting as a true freshman, he suffered a season-ending injury in the second game of the 2006 season and was granted a medical redshirt. Having already received his degree in sports administration, he decided to go to the NFL after the 2008 season.
- McRath considers himself a cartoon aficionado. Among many favorites, he's particularly a fan of SpongeBob SquarePants.
- McRath is no stranger to hard work. He was a cashier at a Winn-Dixie supermarket from ninth to 11th grade, spent two summers in college unloading trucks at Lowe's and spent another summer working at a car auction in Hattiesburg.
- McRath loves spending time in the community and mentoring kids. He took part in Titans Caravan XIII this past offseason and visited fans in Knoxville, LaFollette, Oakridge, Crossville, Cookeville and Mt. Juliet.

CAREER TRANSACTIONS:

- The Powder Springs, Ga., native was selected by the Titans in the fourth round (130th overall) of the 2009 NFL Draft.

SEASON RECAPS:

- 2009 (16/5):** Collected 38 tackles, an interception and a pass defended, while posting nine special teams tackles on coverage units. Made his first career NFL start at San Francisco (11/8/09). Tied for the team lead in special teams tackles three times in 2009 (vs. HST, vs. IND, at IND).
- At San Francisco (11/8), made his first career start at linebacker and recorded six tackles in the Titans' 34-27 victory. Sealed the win by recovering the 49ers' onside kick with 38 seconds remaining in the game.
 - At Houston (11/23), started at outside linebacker and posted four tackles in the Titans' 20-17 Monday Night Football victory.
 - Against Miami (12/20), started at outside linebacker and posted a career-high 10 tackles in the Titans' 27-24 overtime win. Teamed with Kevin Vickerson to stuff Lousaka Polite for a one-yard loss on a rush up the middle on third-and-two in the third quarter. Collected a special teams stop on coverage units.
 - Against San Diego (12/25), started at outside linebacker and notched eight tackles.
 - At Seattle (1/3), started at outside linebacker and registered six tackles and his first career interception in the Titans' season-ending 17-13 victory. Sealed the victory by intercepting a Matt Hasselbeck pass intended for Justin Forsett late in the fourth quarter.

COLLEGE:

- McRath started 25 of 36 career games for the Golden Eagles, including 21 starts at middle linebacker and four at strong-side linebacker.
- Posted 386 career tackles, ranking third in USM history and eighth on the Conference USA record list. His tackle total ranked third among active major college players at the conclusion of 2008.
- Collected 32.5 tackles for loss, eight sacks, one interception, seven passes defended, six forced fumbles and three fumble recoveries.
- As a junior in 2008, earned All-Conference USA first-team honors from league's coaches. Started all 13 games at middle linebacker, leading league and ranking 10th in nation with average of 10.54 tackles per game. Led team for third consecutive year with 137 tackles and added 1.5 sacks, two quarterback pressures, 9.5 tackles for loss (second on squad), two forced fumbles, two fumble recoveries and two passes defended.
- In 2007, was named Conference USA Defensive Player of the Year by both coaches and media. Had 139 total tackles with 12 tackles for loss, 4.5 sacks, two passes defended and one force fumble.
- Named to Freshman All-American team by The Sporting News and Football Writers Association in 2006. Added All-Conference USA third-team and Freshman All-CUSA first-team accolades. Started nine of 14 games, including last seven contests at middle linebacker. Led team with 104 total tackles, added two sacks for minus 14 yards and finished third on squad with 11 tackles for loss. Forced two fumbles and deflected one pass.
- As a redshirt freshman in 2005, started team's first two games against Alabama (9/10) and McNeese State (9/17) at strong-side linebacker before being granted medical hardship. In first career game against Alabama (9/10), scored team's first touchdown of season on 32-yard interception return off Brodie Croyle and added six tackles, forced fumble and recovery and pass deflection.
- Redshirted in 2004.
- Received degree in December 2007 in sports administration.

PERSONAL:

- Single, splits time between Nashville and Powder Springs, Ga.
- At McEachern (Powder Springs, Ga.) High School, named to Marietta Daily Journal Dynamite Dozen, Cobb County Super 11 by Atlanta Journal Constitution's Georgia Top 50 and received a two-star (5.2) rating by Rivals.com. Listed as 32nd-best player in Georgia by Super Prep. As senior, McRath recorded 85 total tackles, three stops behind line of scrimmage, two fumble recoveries, one forced fumble, five quarterback pressures and one interception.
- As wrestler, won first place in 189-pound division as junior, and team won state titles in 2002 and 2003.
- Also participated in track (200m, 100m, 4x100m) and spent one season on baseball team.
- At Southern Miss, served as representative on Student Athletes Advisory Committee.
- The son of Karla and Victor Bush, he has one younger sister, Victoria.
- List of favorites: (movie) "Transformers"; (TV show) "SpongeBob SquarePants"; (actor) Denzel Washington; (music artists) Drake, any Atlanta artist; (school subject) math; (car) F-250; (video game) Guitar Hero; (author) Shel Silverstein; (food) pasta; and (sports hero) Michael Jordan.
- Born Gerald Devondrick McRath on June 16, 1986 in Austell, Ga.

McRATH'S GAME-BY-GAME

2009 Tennessee Titans

Date	Opp	W/L	P/S	Tot	Solo	Asst	Sk	- Yds	QBP	TFL	Int	- Yds	TD	PD	FF	FR	- Yds	SpT
Sept 10	@ Pit	L	p	0	0	0	0.0	0.0	0	0	0	0	0	0	0	0	0	0
Sept 20	Hou	L	p	0	0	0	0.0	0.0	0	0	0	0	0	0	0	0	0	1
Sept 27	@ NYJ	L	p	0	0	0	0.0	0.0	0	0	0	0	0	0	0	0	0	0
Oct 4	@ Jax	L	p	0	0	0	0.0	0.0	0	0	0	0	0	0	0	0	0	1
Oct 11	Ind	L	p	0	0	0	0.0	0.0	0	0	0	0	0	0	0	0	0	2
Oct 18	@ NE	L	p	0	0	0	0.0	0.0	0	0	0	0	0	0	0	0	0	0
Nov 1	Jax	W	p	0	0	0	0.0	0.0	0	0	0	0	0	0	0	0	0	0
Nov 8	@ SF	W	S	6	4	2	0.0	0.0	0	0	0	0	0	0	0	0	0	0
Nov 15	Buf	W	p	0	0	0	0.0	0.0	0	0	0	0	0	0	0	0	0	2
Nov 23	@ Hou	W	S	4	2	2	0.0	0.0	0	0	0	0	0	0	0	0	0	0
Nov 29	Ari	W	p	2	1	1	0.0	0.0	0	0	0	0	0	0	0	0	0	1
Dec 6	@ Ind	L	p	0	0	0	0.0	0.0	0	0	0	0	0	0	0	0	0	1
Dec 13	StL	W	p	2	1	1	0.0	0.0	0	0	0	0	0	0	0	0	0	0
Dec 20	Mia	W	S	10	6	4	0.0	0.0	0	0	0	0	0	0	0	0	0	1
Dec 25	SD	L	S	8	7	1	0.0	0.0	0	0	0	0	0	0	0	0	0	0
Jan 3	@ Sea	W	S	6	4	2	0.0	0.0	0	0	1	0	0	1	0	0	0	0
Totals		8-8	16/5	38	25	13	0.0	0.0	0	0	1	0	0	1	0	0	0	9

GERALD McRATH'S NFL STATISTICS

REGULAR SEASON

Year	Team	GP	GS	TACKLES							INTERCEPTIONS					FUMBLES			
				Tot	Solo	Asst	Sk	Yds	QBP	TFL	No	Yds	Lg	TD	PD	FF	FR	Yds	SpT
2009	Tennessee	16	5	38	25	13	0.0	0.0	0	0	1	0	0	0	1	0	0	0	9
NFL Totals		16	5	38	25	13	0.0	0.0	0	0	1	0	0	0	1	0	0	0	9

Single-Game Highs

Tackles - 10 vs. Miami (12/20/09)

Interceptions - 1 at Seattle (1/3/10)

92



JAY MOORE

DEFENSIVE END • 6'4" • 262 lbs • COLLEGE: NEBRASKA
 ACQUIRED: FA - 2010 • NFL EXP. (NFL/TITANS): 1/1
 HOMETOWN: ELKHORN, NEB.
 GAMES PLAYED/GAMES STARTED: 0/0 (PLAYOFFS: 0/0)



2010 QUICK STATS

GP/GS: 0/0 • 0 tackles, 0 sacks, 0 QBP, 0 INT, 0 PD, 0 FF, 0 FR

PRO: Jay Moore was signed as a free agent early in the 2010 offseason to compete for a roster spot at defensive end. The 2007 fourth-round draft pick has previous experience with the San Francisco 49ers and St. Louis Rams. While with the 49ers, he converted from a 4-3 defensive end to a 3-4 outside linebacker.

TITANS TIDBITS:

- Moore is an avid golfer and carries a handicap of 2.
- He caught the attention of many scouts and coaches at the 2007 Senior Bowl, where he tallied three sacks and a pair of forced fumbles.

CAREER TRANSACTIONS:

- The Elkhorn, Neb., native was originally selected by the San Francisco 49ers in the fourth round (104th overall) of the 2007 NFL Draft.
- Released by San Francisco on Sept. 5, 2009.
- Signed to the St. Louis Rams practice squad on Sept. 30, 2009, and contract expired at the conclusion of the season.
- Signed by the Titans as a free agent on Jan. 13, 2010.

SEASON RECAPS:

2009 (0/0): Spent Weeks 4-17 with the Rams on the practice squad.

2008 (0/0 – San Francisco): Placed on Injured Reserve on Aug. 30 after sustaining a biceps injury in preseason finale vs. San Diego on Aug. 29.

2007 (0/0 – San Francisco): Placed on Injured Reserve on Sept. 1 after suffering a high ankle sprain in the preseason finale at San Diego on Aug. 30.

COLLEGE:

- Saw action in 37 games with 30 starts at Nebraska, collaring 103 tackles, 12 sacks, eight passes defended, four forced fumbles and one interception as a defensive end. His 38 tackles behind line of scrimmage tied Mike Rucker for sixth in school history.
- As a senior (2006), recorded 45 tackles, six sacks and 17 tackles for loss.
- Honored as Nebraska's Most Improved Defensive Player as he appeared in 11 games with four starts as a sophomore after not playing as a redshirt freshman. Tallied 21 tackles, three sacks, two fumble recoveries and one forced fumble. Earned 2004 Academic All-Big 12 Conference and 2005-06 Big 12 Commissioner's Academic Honor Roll recognition.
- Majored in secondary education.


PERSONAL:

- Married to Jamie.
- Attended Elkhorn (Neb.) High School, where he played tailback and defensive end. He was a member of *Omaha World-Herald's* Super 6 team as he registered 92 carries for 822 yds. (8.9 avg.) and scored 16 touchdowns.
- In 2000, rushed for 1,742 yds. and 31 touchdowns.
- Born Jay Tyler Moore on Aug. 16, 1983 in Elkhorn, Neb.

JAY MOORE'S NFL STATISTICS

REGULAR SEASON		TACKLES								INTERCEPTIONS					FUMBLES				
Year	Team	GP	GS	Tot	Solo	Asst	Sk	Yds	QBP	TFL	No	Yds	Lg	TD	PD	FF	FR	Yds	SpT
2007	San Francisco																		
2008	San Francisco																		
2009	St. Louis																		
NFL Totals:		0	0	0	0	0	0.0	0	0	0	0	0	-	0	0	0	0	0	0

96



DERRICK MORGAN

DEFENSIVE END • 6'3" • 278 lbs • COLLEGE: GEORGIA TECH
 ACQUIRED: 1ST ROUND - 2010 • NFL EXP.: ROOKIE
 HOMETOWN: COATESVILLE, PA.
 GAMES PLAYED/GAMES STARTED: 0/0 (PLAYOFFS: 0/0)



2010 QUICK STATS

GP/GS: 0/0 • 0 tackles, 0 sacks, 0 QBP, 0 INT, 0 PD, 0 FF, 0 FR

PRO: The Titans used their first-round draft choice in 2010 on Georgia Tech defensive end Derrick Morgan, an explosive defender equally adept at rushing the passer and stopping the run. Morgan arrives in Tennessee with a reputation as a durable, gritty player with a non-stop motor, and he has a chance to make an immediate impact within the defensive line rotation. He primarily played left defensive end at the college level but has the ability to play either side. The former ACC Defensive Player of the Year spent three seasons with the Yellow Jackets before declaring for the NFL Draft.

CAREER HIGHLIGHTS:

- In 2009, Morgan's junior year, he won Conference Defensive Player of the Year honors after leading the ACC with 12.5 sacks and finishing second in the conference with 18.5 tackles for loss.
- Despite playing only three seasons, Morgan's 19.5 career sacks at Georgia Tech ranked seventh in school history.

TITANS TIDBITS:

- Morgan credits his mother, Pamela Wooden, as his primary role model in life. He also says that she should be credited with his football success, since, even as a single parent, she managed to take him to every practice and every game during his youth.
- Even before he was drafted by the Titans, Morgan had a strong connection to Titans defensive line coach Jim Washburn. Morgan was recruited to Georgia Tech by Joe D'Alessandris, who formed a close bond with Washburn when they coached together at Livingston University (now West Alabama) in 1979. The two friends talked extensively about Morgan prior to the draft. D'Alessandris now coaches the offensive line for the Buffalo Bills.
- Morgan experienced the 2010 NFL Draft as one of the players invited by the league to Radio City Music Hall. He was surrounded by his mother, father, grandparents and other loved ones when NFL Commissioner Roger Goodell announced his name with the 16th overall pick.

CAREER TRANSACTIONS:

- The Coatesville, Pa., native was selected by the Titans in the first round (16th overall) of the 2010 NFL Draft.

COLLEGE:

- In three seasons at Georgia Tech, Morgan totaled 115 tackles, 19.5 sacks, 29.5 tackles for loss, five passes defended, six fumble recoveries and two forced fumbles in 39 games. He played in 12 games as a reserve defensive end during his freshman season and then started all 27 of the team's games during his sophomore and junior seasons at left defensive end. His 19.5 sacks ranked seventh in Georgia Tech history.

AS A JUNIOR (2009), named the ACC Defensive Player of the Year after leading the conference (eighth in nation) with 12.5 sacks, which tied for fourth on school's single-season record list. During his team's ACC Championship season, his career-best 55 tackles ranked fifth on the squad. With 18.5 tackles for losses, he ranked second in the ACC and also tied for seventh on Tech's annual record chart. He added one pass defended, two fumble recoveries and two forced fumbles in 14 games. Earned first-team All-American honors from The NFL Draft Report, Associated Press and American Football Coaches Association, and added second-team honors from Walter Camp, *Sports Illustrated* and *The Sporting News*.

- Against Jacksonville St. (9/5), opened season with two sacks and 2.5 tackles for loss.
- Against Clemson (9/10), matched career high with 10 tackles, set new

career high with three sacks and added four tackles for loss in 30-27 victory.

- Recorded seven sacks over a six-game period, including when he matched his career high with three sacks against Wake Forest in an overtime victory. Added 3.5 tackles for loss against the Demon Deacons.

AS A SOPHOMORE (2008), started all 13 games and ranked second on the team (eighth in ACC) with seven sacks. Also led the team's defensive linemen with 51 tackles and added 9.5 tackles for loss, three passes defended, four fumble recoveries (tied for second in nation) and one blocked field goal.

- In season opener against Jacksonville State (8/28), registered first 1.5 sacks of his career and recovered a fumble.
- Against Gardner-Webb (10/11), was named the ACC Defensive Lineman of the Week after recording 10 tackles, four tackles for loss and 2.5 sacks. Also, he blocked the potential game-tying field goal with three seconds remaining.

AS A FRESHMAN (2007), saw action in 12 of 13 games as a reserve and registered nine tackles, 1.5 tackles for loss and one pass defended.

- Enrolled in January 2007 and participated in spring practice.
- Majored in business management.

PERSONAL:

- Splits time between Nashville and Coatesville, Pa.
- Listed by Rivals.com and SuperPrep as the first-overall prospect in Pennsylvania when he was coming out of Coatesville (Pa.) High School. He earned first-team All-State and league Defensive Player of the Year honors after collecting seven sacks, six tackles for loss and 47 tackles as a senior defensive end. He also recorded 523 yards and eight touchdowns as a running back.
- Member of Kappa Alpha Psi fraternity.
- Follow Morgan on Twitter at @dmorg91.
- List of favorites: (movie) "Boyz n the Hood"; (TV show) "The Fresh Prince of Bel Air"; (actor) Will Smith; (music artist) The Notorious B.I.G.; (school subject) entrepreneurship; (video game) Call of Duty; (food) pizza; (sports hero) Jerry Rice; and (sports team as a child) San Francisco 49ers.
- Born Derrick Lee Morgan on Jan. 6, 1989 in Lancaster, Pa.

DERRICK MORGAN'S COLLEGE STATISTICS

REGULAR SEASON		TACKLES									INTERCEPTIONS					FUMBLES		
Year	Team	GP	GS	Tot	Solo	Asst	Sk	Yds	QBP	TFL	No	Yds	Lg	TD	PD	FF	FR	Yds
2007	Georgia Tech	12	0	9	4	5	0.0	0	0	1.5	0	0	-	0	1	0	0	0
2008	Georgia Tech	13	13	51	31	20	7.0	50	1	9.5	0	0	-	0	3	0	4	3
2009	Georgia Tech	14	14	55	39	16	12.5	81	2	18.5	0	0	-	0	1	2	2	0
College Totals		39	27	115	74	41	19.5	131	3	29.5	0	0	-	0	5	2	6	3

Single-Game Highs

Tackles - 10 (twice, last vs. Clemson 9/10/09)
 Sacks - 3.0 (twice, last vs. Wake Forest 11/7/09)
 Tackles For Loss - 4 (twice, last vs. Clemson 9/10/09)

Additional Statistics

Blocked Field Goals - 1 vs. Gardner Webb (10/11/08)

16



PHILLIP MORRIS

WIDE RECEIVER • 6'3" • 191 lbs • COLLEGE: SOUTH CAROLINA ST.
 ACQUIRED: FA - 2009 • NFL EXP. (NFL/TITANS): 1/1
 HOMETOWN: TIMMONSVILLE, S.C.
 GAMES PLAYED/GAMES STARTED: 0/0 (PLAYOFFS: 0/0)



2010 QUICK STATS

GP/GS: 0/0 • 0 tackles, 0 sacks, 0 QBP, 0 INT, 0 PD, 0 FF, 0 FR

PRO: Phillip Morris spent most of rookie season as a member of the Titans practice squad. Entering 2010, he has a chance to compete for depth at wide receiver.

TITANS TIDBITS:

- Prior to the 2009 NFL Draft, Morris caught the attention of scouts with a 4.43-second 40-yard dash on rain-soaked turf at South Carolina State's Pro Day.

CAREER TRANSACTIONS:

- The Timmonsville, S.C., native was originally signed by the Titans as a rookie free agent on April 30, 2009.
- Waived on Sept. 5, 2009 and signed to the practice squad the following day.
- Released from the practice squad on Oct. 16, 2009 and re-signed to the practice squad on Nov. 25, 2009.
- Re-signed by the Titans on Jan. 4, 2010.

SEASON RECAPS:

2009 (0/0): Spent a total of 11 weeks with the Titans on the practice squad.

COLLEGE:

- Spent two seasons at South Carolina State after playing his first two years at Georgia Military Junior College.
- As a senior at South Carolina State (2008), appeared in all 13 games and

finished the year with 37 receptions for 569 yards and five touchdowns. Also returned 10 kickoffs for 155 yards

- As a junior at South Carolina State (2007), saw action in nine games and finished the season with 15 receptions for 203 yards.
- As a sophomore at Georgia Military Junior College (2006), had 59 catches for 875 yards and 13 touchdowns. Collected two touchdown receptions in the team's national JUCO championship game.
- Majored in family and consumer science.

PERSONAL:

- Attended Timmonsville (S.C.) High School where he was a multiple letterwinner. As a senior, received all-region honors and was a participant in the North-South All-Star game.
- List of favorites: (movie) "300"; (TV show) "Everybody Hates Chris"; (music artist) Lil Wayne; (car) Maserati; (school subject) math; (food) lasagna; (sports hero) Michael Jordan.
- Born Phillip Donnel Morris on July 2, 1986 in Timmonsville, S.C.

PHILLIP MORRIS' NFL STATISTICS

REGULAR SEASON		TACKLES								INTERCEPTIONS					FUMBLES				
Year	Team	GP	GS	Tot	Solo	Asst	Sk	Yds	QBP	TFL	No	Yds	Lg	TD	PD	FF	FR	Yds	SpT
2009	Tennessee																		
Practice Squad																			
NFL Totals		0	0	0	0	0	0.0	0	0	0	0	0	-	0	0	0	0	0	0

29



RYAN MOUTON

CORNERBACK • 5'9" • 187 lbs • COLLEGE: HAWAII
ACQUIRED: THIRD ROUND - 2009 • NFL EXP. (NFL/TITANS): 2/2
HOMETOWN: HOUSTON, TEXAS
GAMES PLAYED/GAMES STARTED: 14/2 (PLAYOFFS: 0/0)



2010 QUICK STATS

GP/GS: 0/0 • 0 tackles, 0 sacks, 0 QBP, 0 INT, 0 PD, 0 FF, 0 FR

PRO: Ryan Mouton is a quick cornerback that possesses excellent leaping ability and above average strength. He has the talent to challenge pass catchers on the outside, as well as the technique and speed necessary to defend receivers in the slot. Mouton will compete for the starting cornerback spot opposite Cortland Finnegan in 2010.

CAREER HIGHLIGHTS:

- Appeared in 14 games with two starts at cornerback as a rookie and registered 17 tackles, including a tackle for loss, and nine special teams stops.

TITANS TIDBITS:

- In June 2010, Mouton teamed with 49ers center Eric Heitman to put on the first annual Katy (Texas) Athletic Booster Golf Scramble. Proceeds from the event went to support facilities and equipment for their former high school.
- Mouton got acclimated to Hawaiian island life by taking Samoan classes while in school.
- Mouton is a good friend of former Hawaii and current Miami Dolphins wide receiver Davone Bess. They were roommates during Mouton's junior season at Hawaii.
- Mouton's family has strong ties to the ministry: his grandfather, Roland, Sr., his father, Ronald, and his father's twin brother, Roland, Jr., all are local pastors. Mouton has an interest in following in their footsteps after his playing career.
- While in college, Mouton worked at Hawaii Speed and Quickness, a local strength and training outfit that works with young athletes.

CAREER TRANSACTIONS:

- The Houston, Texas, native was selected by the Titans in the third round (94th overall) of the 2009 NFL Draft.

SEASON RECAPS:

2009 (14/2): In his rookie season, appeared in 14 games with two starts and registered 17 tackles, including a tackle for loss. Posted nine special teams tackles on coverage units and returned six punts for 37 yards and one kickoff for 14 yards. Started his first career game as the nickel back at Jacksonville (10/4). Tied for the team lead in special teams tackles twice in 2009 (at HST, vs. MIA). Was inactive for the regular season opener at Pittsburgh and the regular season finale at Seattle.

- Against Houston (9/20), saw action in his first NFL game and returned four punts for 25 yards.
- At Jacksonville (10/4), made his first career NFL start as the nickel back and posted six tackles, including a stop for a loss. Stuffed Mike Thomas for a three-yard loss on a rush off right end in the third quarter. Registered a special teams tackle on coverage units.
- Against New England (10/18), started at cornerback and posted eight tackles.
- At Houston (11/23), tied for the team lead with three special teams tackles in the Titans' 20-17 Monday Night Football victory.

COLLEGE:

- As a senior (2008), named to All-WAC first team as a cornerback. Started all 13 games - eight at cornerback, three at free safety and two as a wide receiver. Notched 43 tackles, including six tackles for loss, an interception and eight pass breakups. Totaled eight receptions for 71 yards as a receiver. Also excelled as a kickoff returner with 24 returns for 514 yards

and a touchdown.

- As a junior (2007), appeared in 11 games as backup cornerback and first-string nickel back. Amassed 26 total tackles, including three tackles for loss, two interceptions and seven pass breakups. Also saw time at kickoff returner and averaged 29.6 yards on 14 kickoffs, which ranked fifth nationally. Returned a kickoff 90 yards for a score against Charleston Southern.
- As a sophomore (2006), attended Blinn College in Brenham, Texas and was named a first-team NJCAA All-American. Was voted team's most outstanding defensive player and helped Blinn to a perfect 12-0 record and the JC Gridwire 2006 National Championship by recording five interceptions and returning two of those for touchdowns. Also returned two kickoffs for touchdowns.
- As a freshman (2005), played in 10 games with two starts during his initial season at Blinn Junior College and registered four interceptions.
- Majored in sociology at Hawaii.

PERSONAL:

- Single, splits time between Nashville and Houston, Texas.
- Attended Katy High School in Texas and led the team to the Texas 5A Division II championship. Starred on both sides of the ball as a wide receiver and cornerback in Katy's championship season and was an all-area selection, all-state selection and Texas Top 100 pick as a senior.
- Also lettered in track and field, running the 100-meter dash.
- List of favorites: (movie) "The Boondock Saints"; (TV show) "Family Guy"; (actor) Chris Tucker; (music artists) local Houston rap artists; (school subject) math; (car) Range Rover; (book) the Bible; (video game) NBA 2K; (sports hero) Deion Sanders; and (food) soul food.
- Born Ryan Keith Mouton on Sept. 23, 1986 in Houston, Texas.

MOUTON'S GAME-BY-GAME

2009 Tennessee Titans

Date	Opp	W/L	P/S	Tot	Solo	Asst	Sk	- Yds	QBP	TFL	Int	- Yds	TD	PD	FF	FR	- Yds	SpT	
Sept 10	@ Pit	L	IA																
Sept 20	Hou	L	p	0	0	0	0.0	0.0	0	0	0	0	0	0	0	0	0	0	0
Sept 27	@ NYJ	L	p	3	1	2	0.0	0.0	0	0	0	0	0	0	0	0	0	0	0
Oct 4	@ Jax	L	S	6	4	2	0.0	0.0	0	1	0	0	0	0	0	0	0	0	1
Oct 11	Ind	L	p	0	0	0	0.0	0.0	0	0	0	0	0	0	0	0	0	0	0
Oct 18	@ NE	L	S	8	4	4	0.0	0.0	0	0	0	0	0	0	0	0	0	0	0
Nov 1	Jax	W	p	0	0	0	0.0	0.0	0	0	0	0	0	0	0	0	0	0	1
Nov 8	@ SF	W	p	0	0	0	0.0	0.0	0	0	0	0	0	0	0	0	0	0	1
Nov 15	Buf	W	p	0	0	0	0.0	0.0	0	0	0	0	0	0	0	0	0	0	0
Nov 23	@ Hou	W	p	0	0	0	0.0	0.0	0	0	0	0	0	0	0	0	0	0	3
Nov 29	Ari	W	p	0	0	0	0.0	0.0	0	0	0	0	0	0	0	0	0	0	0
Dec 6	@ Ind	L	p	0	0	0	0.0	0.0	0	0	0	0	0	0	0	0	0	0	0
Dec 13	StL	W	p	0	0	0	0.0	0.0	0	0	0	0	0	0	0	0	0	0	1
Dec 20	Mia	W	p	0	0	0	0.0	0.0	0	0	0	0	0	0	0	0	0	0	2
Dec 25	SD	L	p	0	0	0	0.0	0.0	0	0	0	0	0	0	0	0	0	0	0
Jan 3	@ Sea	W	IA																

2009 Totals 8-8 14/2 17 9 8 0.0 0.0 0 1 0 0 0 0 0 0 0 0 9

* Four punt returns for 25 yards (vs. Houston 9/20/09), Two punt returns for 12 yards (at N.Y. Jets 9/27/09), One kickoff return for 14 yards (at N.Y. Jets 9/27/09)

RYAN MOUTON'S NFL STATISTICS

REGULAR SEASON		TACKLES										INTERCEPTIONS					FUMBLES			
Year	Team	GP	GS	Tot	Solo	Asst	Sk	Yds	QBP	TFL	No	Yds	Lg	TD	PD	FF	FR	Yds	SpT	
2009	Tennessee	14	2	17	9	8	0.0	0.0	0	1	0	0	0	0	0	0	0	0	9	
NFL Totals		14	2	17	9	8	0.0	0.0	0	1	0	0	0	0	0	0	0	0	9	


Single-Game Highs

Tackles - 8 at New England (10/18/09)

Additional Statistics

Six punt returns for 37 yards (2009)
One kickoff return for 14 yards (2009)

23



DONNIE NICKEY

SAFETY • 6'3" • 210 lbs • COLLEGE: OHIO STATE
ACQUIRED: FIFTH ROUND - 2003 • NFL EXP. (NFL/TITANS): 8/8
HOMETOWN: PLAIN CITY, OHIO
GAMES PLAYED/GAMES STARTED: 108/7 (PLAYOFFS: 4/0)



2010 QUICK STATS

GP/GS: 0/0 • 0 tackles, 0 sacks, 0 QBP, 0 INT, 0 PD, 0 FF, 0 FR

PRO: A seasoned special teams leader and valuable defensive reserve, Donnie Nickey is in his eighth season with the Titans. He has been a durable and reliable player during his career, having played in all 16 contests each of the last five seasons. Nickey was named a special teams captain for the 2009 season and will be relied on once again to provide veteran leadership to the unit in 2010.

CAREER HIGHLIGHTS:

- Has appeared in 95 consecutive games dating back to the 2004 season opener.
- In 2009, Nickey was named a special teams captain by his teammates and appeared in all 16 games for the fifth consecutive season while leading the team with a career-best 17 special teams tackles.
- In 2008, Nickey appeared in all 16 games and finished third on the team with 16 special teams tackles.

TITANS TIDBITS:

- After his football career, Nickey, who earned his college degree in risk management and investment strategy, will continue to pursue diverse business opportunities. In 2003, he and his brothers, Ian and Jonathan, started Nickey Media (www.nickeymedia.com) which specializes in multimedia web services.
- Nickey's knowledge and love of cars, created the perfect fit for a recent business venture, Nickey Motors LLC, which serves as a wholesaler for vehicles.
- Nickey's brother Ian serves as a lobbyist in the Ohio Senate. Jonathan, the youngest of the brothers, is a gifted artist and has lent his creative hand to various client projects. He is a graduate of Middle Tennessee State University. Their father Don is a patent attorney, while their mother Cindy teaches art.
- After helping Ohio State defeat Miami for the National Championship in his senior year, Nickey was honored at Donnie Nickey Night by his high school, Jonathan Alder, and received a key to his hometown of Plain City, Ohio, a suburb of Columbus. Nickey has continued to support his hometown and high school by underwriting the team uniforms through the Jonathan Alder Foundation Sports Fund.
- Nickey, an honors graduate at Ohio State, scored an exceptional 38 on a timed Wonderlic test at the NFL Combine prior to the draft.
- Nickey has appeared and played in numerous charitable golf and baseball tournaments in the Nashville area. He has participated in Cops and Jocks, which benefits Mothers Against Drunk Driving.
- Nickey's appreciation for the arts has led him to be an underwriter for many of the Tennessee State Museum Foundation fund raising events. Nickey also has lent his support to The Cumberland Heights Alcohol and Drug Treatment Center and his generosity helped grant a wish for a child through the Make-A-Wish Foundation of Middle Tennessee.

CAREER TRANSACTIONS:

- The Plain City, Ohio, native was originally selected by the Titans in the fifth round (154th overall) in the 2003 NFL Draft after the team traded its picks in the fifth (164th overall), sixth (201st overall) and seventh (243rd overall) rounds to New England in exchange for the Patriots' fifth (154th overall) and seventh (225th overall) round selections.

SEASON RECAPS:

2009 (16/1): Appeared in all 16 games and led the team with a career-best 17 special teams tackles. Led or tied for the team lead in special teams tackles six times in 2009 (vs. HST, at JAX, at SF, vs. ARI, vs. STL, vs. MIA). Was voted a team captain for the 2009 season by his teammates. Started

at safety against Indianapolis (10/11) because Michael Griffin was injured on the opening kickoff.

- At San Francisco (11/8), tied for the team lead with three special teams tackles on coverage units in the Titans' 34-27 victory.
- Against Arizona (11/29), tied for the team lead with two special teams tackles in the Titans' 20-17 come-from-behind victory.
- Against St. Louis (12/13), tied for the team lead with three special teams tackles in the Titans' commanding 47-7 victory.
- Against Miami (12/20), tied for the team lead with two special teams tackles in the Titans' 27-24 overtime win.

2008 (16/0, 1/0): Appeared in all 16 games for the fourth consecutive season and finished third on the team with 16 special teams tackles. Notched a career-high four special teams tackles against Houston (9/21). Tied for the team lead in quarterback pressures once in 2008 (at IND).

- Against Houston (9/21), saw action on coverage units and led the team with a career-high four special teams tackles in the Titans' 31-12 victory.
- At Houston (12/14), collected two solo special teams tackles on coverage units. Recovered an onside kick by Rob Bironas with one second left before halftime.
- Against Pittsburgh (12/21), led the team with two special teams tackles in the Titans' 31-14 victory. Stuffed Santonio Holmes for a four-yard loss on a punt return in the third quarter.
- At Indianapolis (12/28), played in a reserve role at safety and notched six tackles and a quarterback pressure.

2007 (16/0, 1/0): Saw action in all 16 regular season games and the playoff contest against San Diego (1/6). Collected eight special teams tackles on coverage units and registered a sack on defense. Tied for the team lead in special teams tackles twice in 2007 (vs. SD, at KC).

- Against Houston (12/2), saw action on special teams coverage units and collected a fumble recovery in the Titans' 28-20 victory. Recovered a fumble at the Houston 29-yard line after a Jacoby Jones muffed punt return in the fourth quarter.
- In the AFC Wild Card game at San Diego (1/6), tied for the team lead with two special teams tackles on coverage units.

2006 (16/0): Played in all 16 games and tied for third on team with 16 special teams tackles. Also saw limited action on defense.

- Registered season-high two tackles in six games (at San Diego, at Washington, at Jacksonville, against Baltimore, at Philadelphia and at Buffalo).

2005 (16/0): Saw action in all 16 games and was one of team's key contributors on special teams. Nickey tied for third on squad with 15 special teams tackles and served as back-up to starters Tank Williams and Lamont Thompson, while recording one tackle on defense.

- Saw action in defensive backfield at Pittsburgh (9/11), against Baltimore (9/18), against Jacksonville (11/20) and against Seattle (12/18).
- Against Seattle (12/18), caught 26-yard pass from punter Craig Hentrich on fake punt to extend drive.

2004 (15/6): Played in 15 games and recorded six starts. Waived Sept. 10 and re-signed Sept. 15, missing season opener at Miami (9/11). Thrust into the starting lineup in the second half of the season after season-ending injuries to starting safeties Lance Schulters and Tank Williams. Earned starts at Jacksonville (11/21), at Houston (11/28), against Kansas City (12/13), at Oakland (12/19), against Denver (12/25) and against Detroit (1/2). Set career highs in every defensive category, totaling 34 tackles,

three quarterback pressures and one pass defensed. Added five stops on special teams.

- At Jacksonville (11/21), recorded first career start in place of Tank Williams (knee injury) at strong safety. Totaled three tackles and one quarterback pressure.
- Against Denver (12/25), set career-high with 11 tackles and added one quarterback pressure.

2003 (13/0, 2/0): Served as reserve safety and special teams contributor in 13 regular season and two postseason games in rookie season. Totaled seven special teams tackles and saw action in the defensive backfield in two games (9/7 against Oakland and 10/5 at New England). Deactivated for three contests due to plantar fasciitis in his right foot.

- Against Oakland (9/7), made professional debut and posted one special teams tackle.

COLLEGE:

- Started all four years and played both safety positions for Ohio State. Made all calls in Buckeyes secondary from sophomore season on. Completed his career with 258 tackles, two sacks, six stops behind line of scrimmage, five interceptions, 11 pass deflections, three fumble recoveries and two forced fumbles while starting 48 of 50 games.
- As senior, named honorable mention All-Big Ten as team captain, recording 67 tackles, two pass deflections, one tackle behind line of scrimmage, two fumble recoveries and two blocked punts.
- As junior, ranked fifth on team with 54 tackles, starting every game at free

safety.

- As sophomore, named All-Big Ten conference honorable mention after switching to free safety, where he started every game.
- As freshman, named Freshman All-American by The Sporting News after recording 10 starts at strong safety.
- Graduated with degree in risk management and investments on June 13, 2003.

PERSONAL:

- Married to Katie. Has one daughter Ava Grace (2), and splits time between Nashville and Plain City, Ohio.
- Named first-team All-Ohio in football and baseball as senior at Jonathan Alder (Ohio) HS. As a senior centerfielder, led the baseball team to state championship. Rushed for 2,412 yards and recorded seven interceptions during his career.
- Became only the second athlete from his Division IV high school (Jonathan Alder – graduating class of only 98 students) to receive an athletic scholarship to Division 1-A university, Ohio State.
- Older brother, Ian, played football at Kenyon College, a Division III school located in Gambier, Ohio.
- Enjoys fishing, golf and hunting in the offseason.
- List of favorites: (movies) "The Godfather," "Goodfellas," and "No Country for Old Men"; (TV show) "The Office"; (sports team) Cleveland Indians; (vacation destination) Hawaii; (school subject) art; (restaurants) Pizza Perfect and Ruth's Chris.
- Born Donald Orvin Nickey II on April 25, 1980 in Akron, Ohio.

NICKEY'S GAME-BY-GAME

2003 Tennessee Titans

Date	Opp	W/L	P/S	Tot Solo Asst	Sk - Yds	QBP	TFL	Int - Yds -TD	PD	FF	FR - Yds	SpT	
Sept 7	Oak	W	p	0	0	0	0.0	0	0	0	0	0	1
Sept 14	@ Ind	L	p	0	0	0	0.0	0	0	0	0	0	0
Sept 21	NO	W	p	0	0	0	0.0	0	0	0	0	0	0
Sept 28	@ Pit	W	p	0	0	0	0.0	0	0	0	0	0	1
Oct 5	@ NE	L	p	0	0	0	0.0	0	0	0	0	0	1
Oct 12	Hou	W	p	0	0	0	0.0	0	0	0	0	0	0
Oct 19	@ Car	W	p	0	0	0	0.0	0	0	0	0	0	0
Oct 26	@ Jax	W	IA										
Nov 9	Mia	W	IA										
Nov 16	Jax	W	IA										
Nov 23	@ Atl	W	p	0	0	0	0.0	0	0	0	0	0	1
Dec 1	@ NYJ	L	p	0	0	0	0.0	0	0	0	0	0	0
Dec 7	Ind	L	p	0	0	0	0.0	0	0	0	0	0	1
Dec 14	Buf	W	p	0	0	0	0.0	0	0	0	0	0	0
Dec 21	@ Hou	W	p	0	0	0	0.0	0	0	0	0	0	1
Dec 28	TB	W	p	0	0	0	0.0	0	0	0	0	0	1
Totals				12-4 13/0	0 0 0 0.0 0.0	0 0 0 0 0 0 0 0 0 0 0 0	7						
Playoffs													
Jan 3	@ Bal	W	p	0	0	0	0.0	0	0	0	0	0	1
Jan 10	@ NE	L	p	0	0	0	0.0	0	0	0	0	0	0
Totals				1-1 2/0	0 0 0 0.0 0.0	0 0 0 0 0 0 0 0 0 0 0 0	1						

2004 Tennessee Titans

Date	Opp	W/L	P/S	Tot Solo Asst	Sk - Yds	QBP	TFL	Int - Yds -TD	PD	FF	FR - Yds	SpT	
Sept 11	@ Mia	W											
NOT ON ROSTER													
Sept 19	Ind	L	p	0	0	0	0.0	0	0	0	0	0	0
Sept 26	Jax	L	p	0	0	0	0.0	0	0	0	0	0	1
Oct 3	@ SD	L	p	0	0	0	0.0	0	0	0	0	0	0
Oct 11	@ GB	W	p	0	0	0	0.0	0	0	0	0	0	0
Oct 17	Hou	L	p	0	0	0	0.0	0	0	0	0	0	2
Oct 24	@ Min	L	p	0	0	0	0.0	0	0	0	0	0	0
Oct 31	Cin	W	p	0	0	0	0.0	0	0	0	0	0	0
Nov 14	Chi	L	p	0	0	0	0.0	0	0	0	0	0	0
Nov 21	@ Jax	W	S	3	3	0	0.0	1	0	0	0	0	0
Nov 28	@ Hou	L	S	5	3	2	0.0	0	0	0	0	0	0
Dec 5	@ Ind	L	p	0	0	0	0.0	0	0	0	0	0	1
Dec 13	KC	L	S	4	4	0	0.0	0	0	0	0	0	1
Dec 19	@ Oak	L	S	4	4	0	0.0	0	0	0	0	0	0
Dec 25	Den	L	S	11	8	3	0.0	1	0	0	0	0	0
Jan 2	Det	W	S	7	6	1	0.0	1	0	0	0	1	0
Totals				5-11 15/6	34 28 6 0.0 0.0	3 0 0 0 0 0 1 0 0 0 0 0	5						

2005 Tennessee Titans

Date	Opp	W/L	P/S	Tot Solo Asst	Sk - Yds	QBP	TFL	Int - Yds -TD	PD	FF	FR - Yds	SpT	
Sept 11	@ Pit	L	p	1	1	0	0.0	0	0	0	0	0	1
Sept 18	Bal	W	p	0	0	0	0.0	0	0	0	0	0	0
Sept 25	@ Stl	L	p	0	0	0	0.0	0	0	0	0	0	1
Oct 2	Ind	L	p	0	0	0	0.0	0	0	0	0	0	0
Oct 9	@ Hou	W	p	0	0	0	0.0	0	0	0	0	0	2

Oct 16	Cin	L	p	0	0	0	0.0	0	0	0	0	0	0	1
Oct 23	@ Ari	L	p	0	0	0	0.0	0	0	0	0	0	0	1
Oct 30	Oak	L	p	0	0	0	0.0	0	0	0	0	0	0	0
Nov 6	@ Cle	L	p	0	0	0	0.0	0	0	0	0	0	0	1
Nov 20	Jax	L	p	0	0	0	0.0	0	0	0	0	0	0	1
Nov 27	S.F.	W	p	0	0	0	0.0	0	0	0	0	0	0	2
Dec 4	@ Ind	L	p	0	0	0	0.0	0	0	0	0	0	0	1
Dec 11	Hou	W	p	0	0	0	0.0	0	0	0	0	0	0	1
Dec 18	Sea	L	p	0	0	0	0.0	0	0	0	0	0	0	0
Dec 24	@ Mia	L	p	0	0	0	0.0	0	0	0	0	0	0	2
Jan 1	@ Jax	L	p	0	0	0	0.0	0	0	0	0	0	0	1
Totals				4-12 16/0	1 1 0 0.0 0.0	0 0 0 0 0 0 0 0 0 0 0 0	15							

2006 Tennessee Titans

Date	Opp	W/L	P/S	Tot Solo Asst	Sk - Yds	QBP	TFL	Int - Yds -TD	PD	FF	FR - Yds	SpT	
Sept 10	NYJ	L	p	0	0	0	0.0	0	0	0	0	0	0
Sept 17	@ SD	L	p	0	0	0	0.0	0	0	0	0	0	2
Sept 24	@ Mia	L	p	0	0	0	0.0	0	0	0	0	0	0
Oct 1	Dal	L	p	0	0	0	0.0	0	0	0	0	0	1
Oct 8	@ Ind	L	p	0	0	0	0.0	0	0	0	0	0	0
Oct 15	@ Was	W	p	0	0	0	0.0	0	0	0	0	0	2
Oct 29	Hou	W	p	0	0	0	0.0	0	0	0	0	0	0
Nov 5	@ Jax	L	p	0	0	0	0.0	0	0	0	0	0	2
Nov 12	Bal	L	p	0	0	0	0.0	0	0	0	0	0	2
Nov 19	@ Phi	W	p	0	0	0	0.0	0	0	0	0	0	2
Nov 26	NYG	W	p	0	0	0	0.0	0	0	0	0	0	1
Dec 3	Ind	W	p	0	0	0	0.0	0	0	0	0	0	0
Dec 10	@ Hou	W	p	0	0	0	0.0	0	0	0	0	0	1
Dec 17	Jax	W	p	0	0	0	0.0	0	0	0	0	0	0
Dec 24	@ Buf	W	p	0	0	0	0.0	0	0	0	0	0	2
Dec 31	NE	L	p	0	0	0	0.0	0	0	0	0	0	1
Totals				8-8 16/0	0 0 0 0.0 0.0	0 0 0 0 0 0 0 0 0 0 0 0	16						

2007 Tennessee Titans

Date	Opp	W/L	P/S	Tot Solo Asst	Sk - Yds	QBP	TFL	Int - Yds -TD	PD	FF	FR - Yds	SpT	
Sept 9	@ Jax	W	p	0	0	0	0.0	0	0	0	0	0	0
Sept 16	Ind	L	p	0	0	0	0.0	0	0	0	0	0	0
Sept 24	@ NO	W	p	0	0	0	0.0	0	0	0	0	0	0
Oct 7	Atl	W	p	1	1	0	0.0	0	0	0	0	0	1
Oct 14	@ TB	L	p	0	0	0	0.0	0	0	0	0	0	0
Oct 21	@ Hou	W	p	0	0	0	0.0	0	0	0	0	0	3
Oct 28	Oak	W	p	0	0	0	0.0	0	0	0	0	0	0
Nov 4	Car	W	p	0	0	0	0.0	0	0	0	0	0	0
Nov 11	Jax	L	p	0	0	0	0.0	0	0	0	0	0	0
Nov 19	@ Den	L	p	0	0	0	0.0	0	0	0	0	0	0
Nov 25	@ Cin	L	p	0	0	0	0.0	0	0	0	0	0	0
Dec 2	Hou	W	p	0	0	0	0.0	0	0	0	0	0	0
Dec 9	SD	L	p	0	0	0	1.0	1.0	0	0	0	0	1
Dec 16	@ KC	W	p	0	0	0	0.0	0	0	0	0	0	3
Dec 23	NYJ	W	p	0	0	0	0.0	0	0	0	0	0	0
Dec 30	@ Ind	W	p	1	1	0	0.0	0	0	0	0	0	0

66



MIKE OTTO

TACKLE • 6'5" • 308 lbs • COLLEGE: PURDUE
ACQUIRED: 7TH ROUND - 2007 • NFL EXP. (NFL/TITANS): 3/3
HOMETOWN: KOKOMO, IND.
GAMES PLAYED/GAMES STARTED: 15/0 (PLAYOFFS: 1/0)



2010 QUICK STATS

GP/GS: 0/0

PRO: Mike Otto brings depth and durability to a veteran group of offensive linemen. Labeled by Titans coaches as a versatile lineman that can play tackle or guard, the former seventh round pick will contend for the primary backup tackle position in 2010.

TITANS TIDBITS:

- Otto's decision to attend Purdue and play football was heavily supported because of his family's deep roots at the university. His father, Ken, played basketball at Purdue from 1971 to 1973, and his mother, Judy; sister, Jennifer; brother, Brian; two uncles; and three aunts also are Purdue graduates.
- Otto's most interesting job in high school was working as a groundskeeper for a cemetery. Looking for an opportunity to make money as a teenager, Otto didn't mind the strange location. His duties consisted of mowing the grass, attending to the flowers and making sure the tombstones stayed upright.
- Otto's great appreciation for blues and rock music has inspired him to one day open up a blues and rock bar where people can come and listen to live music.
- Otto enjoys traveling around the world during the offseason. In March 2010, he spent a week golfing in Ireland. In 2008, he visited Taiwan for a week with his brother-in-law to learn the culture and experience the country.

CAREER TRANSACTIONS:

- A native of Kokomo, Ind., Otto was selected by the Titans in the seventh round (223rd overall) in the 2007 NFL Draft.

SEASON RECAPS:

2009 (14/0): Played in 14 games primarily on special teams in his third season. Was inactive with an injury against Jacksonville (11/1) and at San Francisco (11/8).

2008 (1/0, 1/0): Was listed as an inactive for the first 15 games of the season. Played in his first career NFL game at Indianapolis (12/28). Saw action in a reserve role on special teams against Baltimore (1/10).

2007 (0/0, 0/0): Spent the entire 2007 regular season on the Titans practice squad. Signed to the active roster from the practice squad on Jan. 4, 2008.
• In AFC Wild Card Game at San Diego (1/6), was in uniform but did not play.

COLLEGE:

- The anchor for the Boilermakers offensive line during his four-year career, Otto broke the school record with 51 career starts.
- As a senior co-captain, Otto started all 14 games at left tackle and helped Purdue rank first in Big Ten and 13th nationally in total offense. Earned second team All-Big Ten by the coaches, honorable mention All-Big Ten by the media, Academic All-Big Ten and was named a semifinalist for the Draddy Award for his academic success, football performance and exemplary community leadership. Received team's Noble E. Kizer Award for the top grade-point average last two semesters.
- As a junior, started all 11 games and earned honorable mention All-Big Ten by coaches and media. Was part of offensive line that allowed only nine sacks out of 428 passing attempts (one every 47.6 passes). Also named Academic All-Big Ten.
- As a sophomore, started all 12 games at left tackle and helped Boilermakers rank fourth in nation in passing offense at 321.2 yards per

game.

- As a redshirt freshman, started all 13 games at left tackle and named first team Freshman All-American by Collegefootballnews.com, Rivals.com and The Sporting News. Selected to Big Ten All-Freshman team by The Sporting News and earned honorable mention All-Big Ten by coaches and media. Also named Academic All-Big Ten.
- Majored in organizational leadership and supervision.

PERSONAL:

- Has a girlfriend, splits time between Nashville and Kokomo, Ind.
- Attended Maconaquah (Kokomo, Ind.) High School and earned first-team All-State as senior and junior at offensive guard. Also saw action at defensive end.
- Also lettered in basketball and track in high school.
- Hobbies include playing guitar and listening to music.
- List of favorites: (movie) "Garden State"; (TV show) "Scrubs"; (actress) Natalie Portman; (musician) Warren Zevon; (sports hero growing up) Tony Boselli; (school subject) history; (vacation getaway) Australia; (food) steak; and (car) Cadillac STS.
- Born Michael Everett Otto on July 24, 1983 in Kokomo, Ind.

MIKE OTTO'S NFL STATISTICS

REGULAR SEASON

Year	Team	GP	GS
2007	Tennessee	0	0
2008	Tennessee	1	0
2009	Tennessee	14	0
NFL Totals		15	0

PLAYOFFS

Year	Team	GP	GS
2007	Tennessee	0	0
2008	Tennessee	1	0
Playoff Totals		1	0



35



ALVIN PEARMAN

RUNNING BACK • 5'10" • 204 lbs • COLLEGE: VIRGINIA
ACQUIRED: FREE AGENT - 2009 • NFL EXP. (NFL/TITANS): 5/2
HOMETOWN: CHARLOTTE, N.C.
GAMES PLAYED/GAMES STARTED: 38/0 (PLAYOFFS: 1/0)



2010 QUICK STATS

GP/GS: 0/0 • 0 rushes for 0 yds, 0 TDs • 0 receptions for 0 yards, 0 TDs

PRO: Alvin Pearman is a versatile running back that has experience returning both kickoffs and punts on special teams. The former fourth-round pick has excellent hands and is a passing-catching threat out of the backfield. He will compete for the Titans' returner job, as well as provide depth at running back in 2010.

CAREER HIGHLIGHTS:

- As a rookie in 2005, saw action in all 16 games for the Jaguars and finished third on the team with 39 carries for 149 rushing yards and a touchdown. Also ranked fifth on the team with 32 receptions for 240 yards and set the Jaguars then single-season record with 49 punt returns for 410 yards (8.4 avg.).

TITANS TIDBITS:

- Pearman traveled to Africa in the 2007 offseason with other NFL players to conduct football clinics on behalf of Athletes in Action.
- Spearheaded an effort to raise money for sporting equipment and clothes for children in the Manica Program in Mozambique, raising \$24,000 from teammates and other NFL players.

CAREER TRANSACTIONS:

- The Charlotte, N.C., native was originally selected by the Jacksonville Jaguars in fourth round (127th overall) of the 2005 NFL Draft.
- After two seasons with the Jaguars (2005-2006) was traded to the Seattle Seahawks for a 2008 sixth-round draft choice on Sept. 1, 2007.
- Appeared in three games for Seattle during the 2007 season before being placed on injured reserve on Oct. 2, 2007.
- Re-signed with the Jaguars as a veteran free agent on Dec. 11, 2008 and appeared in one contest.
- Spent 2009 training camp with the Jacksonville Jaguars before being released on Sept. 6, 2009.
- Signed by the Titans as a free agent on Oct. 30, 2009.

SEASON RECAPS:

2009 (5/0 - Tennessee): Appeared in five games primarily as a returner and special teams contributor. Returned 11 punts for 112 yards (10.2 avg.) and eight kickoffs for 174 yards (21.8 avg.). Posted four solo special teams tackles on coverage units.

- At San Francisco (11/8), served as the team's return specialist in the Titans' 34-27 victory. Returned four kickoffs for 93 yards and one punt for 10 yards. Posted a solo special teams tackle on coverage units.
- Against Buffalo (11/15), returned four kickoffs for 81 yards and two punt returns for 30 yards in the Titans' 41-17 win. Returned a punt 18 yards to the Tennessee 48-yard line in the first quarter.

2008 (1/0 - Jacksonville): Signed by the Jaguars as a veteran free agent on Dec. 11 after a season-ending injury to Fred Taylor. Was inactive against Indianapolis (12/18).

- At Baltimore (12/28), saw only action of the season and scored a touchdown on a 23-yard reception in the first quarter. Marked first career receiving touchdown and career-long reception. Added one special teams tackle.

2007 (3/0 - Seattle): Played in three games and caught one pass for one yard. Was placed on injured reserve on Oct. 2 after suffering a knee injury. Spent the preseason with the Jaguars before being traded to Seattle on Sept. 1 in exchange for a sixth-round draft choice.

2006 (13/0 - Jacksonville): Played in 13 games as backup running back and primary punt returner. Led club with 32 punt returns for 283 yards (8.8 avg.). Finished with 19 rushes for 89 yards and one touchdown along with two receptions for 12 yards.

- At Philadelphia (10/29), returned four punts for 56 yards (14.0 avg.) with a career-long of 29 yards.
- Against Indianapolis (12/10), saw extensive action at running back and finished with a career-high 71 rushing yards on 13 carries and scored on a six-yard run.

2005 (16/0, 1/0 - Jacksonville): Played in all 16 games as a rookie and finished third on the team with 39 carries for 149 rushing yards and a touchdown and ranked fifth on the team with 32 receptions for 240 yards. Set the Jaguars then single-season record with 49 punt returns for 410 yards (8.4 avg.) and added eight kickoff returns for 187 yards (23.4 avg.).

- At Indianapolis (9/18), totaled 102 all-purpose yards with 62 yards on kickoffs and 40 yards on two punt returns. Had a then career-long 24-yard punt return.
- Against Tennessee (1/1), scored his first career touchdown on a seven-yard rush.

COLLEGE:

- Led team in rushing as a senior with a career-high 1,037 yards and led the ACC with 1,938 all-purpose yards, the fourth-highest total in ACC history and second in team history.
- Set school record for a running back with 138 career receptions for 1,396 yards.
- As a junior, was the only player ranked in the top 10 in the ACC in rushing and receiving, finishing with 1,037 rushing yards and 10 touchdowns and 29 receptions for 402 yards.
- Graduated with a degree in sports medicine from Virginia.

PERSONAL:

- Married to Kristin and the couple lives in Charlotte, N.C.
- A three-year starter at tailback at Charlotte Country Day, Pearman was named Conference Player of the Year as a junior and senior and two-time All-State and All-Conference selection.
- A two-time team MVP and team captain as a senior, he established Charlotte-area career records with 5,316 rushing yards and 80 touchdowns and totaled 7,491 career all-purpose yards.
- Was the state champion in the 100 and 200 meters on the track team.
- Worked as an intern at Merrill Lynch in New York City in 2007 offseason.
- Attended classes in 2007 at the Wharton School of Business at the University of Pennsylvania as part of the NFL Business Management and Entrepreneurial program.
- In 2006, was frequent visitor and supporter of the Children's Home Society.
- Winner of the 2006 Jaguars/Morgan Stanley Community Leader of the Year Award.
- Participated in the "NFL Broadcast Boot Camp" at NFL Films in June 2007.
- Born Francis Alvin Pearman II on Aug. 10, 1982, in Princeton, N.J.

ALVIN PEARMAN'S NFL STATISTICS

REGULAR SEASON				RUSHING					RECEIVING				
Year	Team	GP	GS	Att	Yds	Avg	Lg	TD	No	Yds	Avg	Lg	TD
2005	Jacksonville	16	0	39	149	3.8	45	1	32	240	7.5	19	0
2006	Jacksonville	13	0	19	89	4.7	12	1	2	12	6.0	7	0
2007	Seattle	3	0	0	0	-	0	0	1	1	1.0	1	0
2008	Jacksonville	1	0	0	0	-	0	0	1	23	23.0	23t	1
2009	Tennessee	5	0	0	0	-	0	0	0	0	-	0	0
NFL Totals		38	0	58	238	4.1	45	2	36	276	7.7	23t	1

REGULAR SEASON				PUNT RETURNS				KICKOFF RETURNS				
Year	Team	No	FC	Yds	Avg	Lg	TD	No	Yds	Avg	Lg	TD
2005	Jacksonville	49	15	410	8.4	24	0	8	187	23.4	34	0
2006	Jacksonville	32	16	283	8.8	29	0	3	56	18.7	22	0
2007	Seattle	0	0	0	-	0	0	3	71	23.7	33	0
2008	Jacksonville	0	0	0	-	0	0	0	0	-	0	0
2009	Tennessee	11	8	112	10.2	18	0	8	174	21.8	27	0
NFL Totals		92	39	805	8.8	29	0	22	488	22.2	34	0

PLAYOFFS				RUSHING					RECEIVING				
Year	Team	GP	GS	Att	Yds	Avg	Lg	TD	No	Yds	Avg	Lg	TD
2005	Jacksonville	1	0	2	8	4.0	4	0	0	0	-	0	0
Playoff Totals		1	0	2	8	4.0	4	0	0	0	-	0	0

PLAYOFFS				PUNT RETURNS				KICKOFF RETURNS				
Year	Team	No	FC	Yds	Avg	Lg	TD	No	Yds	Avg	Lg	TD
2005	Jacksonville	3	1	12	4.0	9	0	0	0	-	0	0
Playoff Totals		3	1	12	4.0	9	0	0	0	-	0	0

Single-Game Highs

Rushing Attempts - 15 at Pittsburgh (10/16/05)
 Rushing Yards - 71 vs. Indianapolis (12/10/06)
 Long Rush - 45 at St. Louis (10/30/05)
 Rushing Touchdowns - 1 Twice, last vs. Indianapolis (12/10/06)
 Receptions - 5 Three times, last at Houston (12/24/05)
 Receiving Yards - 44 at Houston (12/24/05)
 Long Reception - 23t at Baltimore (12/28/08)

Receiving Touchdowns - 1 at Baltimore (12/28/08)
 Punt Returns - 7 Twice, last vs. San Francisco (12/18/05)
 Punt Return Yards - 59 vs. Baltimore (11/13/05)
 Long Punt Return - 29 at Philadelphia (10/29/06)
 Kickoff Returns - 4 vs. Buffalo (11/15/09)
 Kickoff Return Yards - 87 vs. Denver (10/2/05)
 Long Kickoff Return - 34 vs. Denver (10/2/05)

21



JAVON RINGER

RUNNING BACK • 5'9" • 207 lbs • COLLEGE: MICHIGAN STATE
ACQUIRED: 5TH ROUND - 2009 • NFL EXP. (NFL/TITANS): 2/2
HOMETOWN: DAYTON, OHIO
GAMES PLAYED/GAMES STARTED: 6/0 (PLAYOFFS: 0/0)



2010 QUICK STATS

GP/GS: 0/0 • 0 rushes for 0 yds, 0 TDs • 0 receptions for 0 yards, 0 TDs

PRO: Javon Ringer spent the majority of his rookie season as the Titans' third-string running back. In his second year, the compact, powerful runner will fight for the opportunity to serve as the primary back-up to Pro Bowl starter Chris Johnson. He joined the Titans in 2009 as a fifth-round draft choice after proving himself at the highest level of collegiate competition. At Michigan State, he spent four years solidifying his status as one of the top offensive players in Spartans history, a running back with workhorse pedigree as well as big-play capabilities.

CAREER HIGHLIGHTS:

- As a rookie in 2009, Ringer played in six games and totaled 48 yards on eight rushing attempts.
- At the 2009 NFL Scouting Combine, just five weeks after knee surgery, he ran the 40-yard dash in 4.56 seconds, recorded a 34-inch vertical jump and bench pressed 225 pounds 23 times.
- Ringer is Michigan State's second all-time leading rusher (Lorenzo White) with 4,398 yards.

TITANS TIDBITS:

- Ringer is the youngest of nine children in his family.
- Ringer's upbringing provided him with two great examples of faith. His father, Eugene, is a pastor at Faith Temple Pentecostal Church of God in Dayton, and his mother, Darlene, is both a minister at the church and an accountant.
- Ringer became the second Michigan State player to lead the Spartans in rushing for four consecutive seasons. The only other player to do so was Lorenzo White, a former first-round draft choice of the Houston Oilers, who ranks third in Oilers/Titans history in rushing yards.

CAREER TRANSACTIONS:

- The Dayton, Ohio, native was selected by the Titans in the fifth round (173rd overall) the 2009 NFL Draft.

SEASON RECAPS:

2009 (6/0): In six games, carried the ball eight times for 48 yards and registered a special teams tackle on coverage units. Also returned nine kickoffs for 181 yards. Was inactive in nine games and did not play in one contest.

- At Pittsburgh (9/10), returned three kickoffs for 59 yards in season opener and professional debut. Also collected a special teams stop on coverage units.
- Against Houston (9/20), returned six kickoffs for 122 yards.
- At New England (10/18), carried the ball seven times for 47 yards, including a 32-yard scamper in fourth quarter.

COLLEGE:

- In 45 career games (26 starts) at Michigan State, he became the school's second all-time leading rusher and the Big Ten Conference's 10th all-time leading rusher with 4,398 yards, trailing only Lorenzo White (4,887) in MSU history. Reached the 100-yard rushing mark 19 times in his career, a total surpassed only by White (23) in school annals. Ringer's 843 carries also ranked second behind White (1,082), and his 34 rushing touchdowns ranked fourth in school history. With an additional 719 receiving yards and 309 kickoff return yards, he became the school's career leader with 5,426 career all-purpose yards.
- As a senior (2008), was Doak Walker Award finalist, first-team Associated Press All-American, Walter Camp All-American, second-team *Sporting*

News All-American, consensus All-Big Ten selection and recipient of Governor's Award (team MVP). Ranked fourth in NCAA FBS with 1,637 rushing yards (125.9 per game) and led nation in scoring (10.15 points per game), rushing touchdowns (22) and rushing attempts (390). Led Big Ten and ranked 15th in country with 2,051 all-purpose yards (157.8 per game), including 28 receptions for 190 yards (6.8 avg.). Ran for over 100 yards in seven contests, including pair of 200-yard games.

- Against Eastern Michigan (9/6), scored career-high five rushing touchdowns, representing second-best single-game total in school history.
- Against Florida Atlantic (9/13), rushed for career-high 282 yards, posting fourth-highest single-game rushing total in school history. All-purpose yardage total of 309 yards was second most in school history.
- Against Notre Dame (9/20), became first Spartan to record back-to-back 200-yard rushing games (201 yards).
- As a junior (2007), named second-team All-Big Ten Conference by league's coaches and media, adding team MVP honors. Ranked fourth among Big Ten rushers with 1,447 yards on 245 attempts (5.9 avg), including six touchdown carries. Was second on squad with 35 receptions for 295 yards (8.4 avg). Ranked fifth in league while leading Spartans with 1,742 all-purpose yards (134.0 per game). Had seven 100-yard rushing games.
- As a sophomore (2006), played eight games (five starts) and led team with 497 rushing yards on 86 carries (5.8 avg.). Totaled 678 all-purpose yards. Earned Biggie Munn Award as team's Most Inspirational Player.
- As a freshman (2005), earned Freshman All-America honorable mention from *The Sporting News*, adding Freshman All-Big Ten first-team honors. In 11 games (no starts), led team with 122 carries for 817 yards (6.7 avg.) and five touchdowns, second-best season total by Spartans freshman. Registered 955 all-purpose yards, including 138 receiving yards.
- Majored in sociology.

PERSONAL:

- Splits time between Nashville and Dayton, Ohio.
- At Chaminade-Julienne (Dayton, Ohio) High School, was three-time All-Ohio selection and amassed 6,184 yards and 81 touchdowns in 33 games. Was Super Prep All-American selection as senior and rated among nation's top running backs by Rivals.com (18th), Super Prep (29th) and College Football News (31st). Named to All-Midwest team by Super Prep, Prep Football Report and Prep Star.
- As high school senior, rushed for 1,790 yards and 21 touchdowns in just seven contests.
- Also lettered in track, producing personal best 10.6-second 100-meter dash.
- At Michigan State, was actively involved in MSU Multicultural Program, Academic Gladiators and MSU Child Development Lab.
- List of favorites: (TV shows) "Family Guy" and "The Fresh Prince of Bel Air"; (music) gospel and classic R&B; (school subject) math; (car) Chevy Camaro; (video game) Dragon Ball Z; and (food) fried chicken.
- Born Javon Eugene Ringer on Feb. 2, 1987 in Dayton, Ohio.

RINGER'S GAME-BY-GAME

2009 Tennessee Titans				RUSHING					RECEIVING				
Date	Opp	W/L	P/S	Att	Yds	Avg	Lg	TD	No	Yds	Avg	Lg	TD
Sept 10	@ Pit	L	p	0	0	-	-	0	0	0	-	-	0
Sept 20	Hou	L	p	0	0	-	-	0	0	0	-	-	0
Sept 27	@ NYJ	L	DNP										
Oct 4	@ Jax	L	p	0	0	-	-	0	0	0	-	-	0
Oct 11	Ind	L	p	0	0	-	-	0	0	0	-	-	0
Oct 18	@ NE	L	p	7	47	6.7	32	0	0	0	-	-	0
Nov 1	Jax	W	IA										
Nov 8	@ SF	W	IA										
Nov 15	Buf	W	IA										
Nov 23	@ Hou	W	IA										
Nov 29	Ari	W	p	1	1	1.0	1	0	0	0	-	-	0
Dec 6	@ Ind	L	IA										
Dec 13	StL	W	IA										
Dec 20	Mia	W	IA										
Dec 25	SD	L	IA										
Jan 3	@ Sea	W	IA										
Totals		8-8	6/0	8	48	6.0	32	0	0	0	-	-	0

Additional Statistics: 3 kickoff returns for 59 yards at Pittsburgh (Sept. 10), 6 kickoff returns for 122 yards vs. Houston (Sept. 20)

JAVON RINGER'S NFL STATISTICS

REGULAR SEASON				RUSHING					RECEIVING					KICKOFF RETURNS				
Year	Team	GP	GS	No	Yds	Avg	Lg	TD	Att	Yds	Avg	Lg	TD	No	Yds	Avg	LG	TD
2009	Tennessee	6	0	8	48	6.0	32	0	0	0	-	-	0	9	181	20.1	25	0
NFL Totals		6	0	8	48	6.0	32	0	0	0	-	-	0	9	181	20.1	25	0

Single-Game Highs

Rushing Attempts - 7 at New England (10/18/09)
 Rushing Yards - 47 at New England (10/18/09)
 Long Rush - 32 at New England (10/18/09)
 Kickoff Returns - 6 vs. Houston (9/20/09)
 Kickoff Return Yards - 122 vs. Houston (9/20/09)
 Long Kickoff Return - 25 vs. Houston (9/20/09)

Additional Career Statistics

Special Teams Tackles - 1 (2009)

57



MIKE RIVERA

LINEBACKER • 6'2" • 252 lbs • COLLEGE: KANSAS
 ACQUIRED: FREE AGENT - 2009 • NFL EXP. (NFL/TITANS): 1/1
 HOMETOWN: SHAWNEE MISSION, KAN.
 GAMES PLAYED/GAMES STARTED: 0/0 (PLAYOFFS: 0/0)



2010 QUICK STATS

GP/GS: 0/0 • 0 tackles, 0 sacks, 0 QBP, 0 INT, 0 PD, 0 FF, 0 FR

PRO: Mike Rivera is a physical, hard-working player that will compete for a roster spot at linebacker with the Titans in 2010. The former Jayhawks standout will line up at middle linebacker as well as on special teams coverage units.

TITANS TIDBITS:

- After his playing career is over Rivera would like to work in a collegiate athletic department. He has his bachelor's degree in Communications from Kansas and is working towards his Master's degree in Sports Administration from the school.
- Rivera's high school, Shawnee Mission NW, has produced a number of recent NFL players. Rivera played with current Washington Redskins running back Ryan Torain and current Kansas City Chiefs guard Ryan Lilja also attended the school.

CAREER TRANSACTIONS:

- The Shawnee Mission, Kan., native was originally signed by the Chicago Bears as a rookie free agent in 2009.
- Released by the Bears on Sept. 5, 2009.
- Signed by the Titans to their practice squad on Sept. 7, 2009.

SEASON RECAPS:

2009 (0/0 - Tennessee): Was signed to the Titans' practice squad on Sept. 7, 2009 and spent the entire season with the club.

COLLEGE:

- Saw action in 51 career games with 36 starts at Kansas (2004-2008) where he was a three-time all-conference honoree and two-time academic all-Big 12 selection.
- Posted 300 career tackles (167 solo), 26 tackles for loss, 6.5 sacks, 16 passes defended, an interception, seven forced fumbles and four fumble recoveries.

- As a senior, named all-Big 12 honorable mention after finishing third on the team with 93 tackles. Played in 13 games with 11 starts and posted eight tackles for loss, two sacks, four passes defended, four forced fumbles and two fumbles recovered.

- As a junior, started all 13 games and was selected All-Big 12 team honorable mention by the coaches. Collected a career-high 96 tackles, and a career-best 10.5 tackles for loss. Ranked second on the team with three sacks and seven passes defended. Also posted his only career interception and added two forced fumbles and two fumble recoveries.
- As a sophomore, tabbed All-Big 12 honorable mention by both the coaches and press as a sophomore. Started all 12 games at middle linebacker, leading the Jayhawks with 90 tackles (66 solo). Led the team with eight quarterback pressures and added 7.5 tackles for loss, five passes defended, 1.5 sacks and a forced fumble.
- As a redshirt freshman, appeared in all 12 games all on special teams and gathered 20 tackles (11 solo).
- Redshirted as a true freshman even though he appeared in one game and registered one tackle.
- Majored in communications at Kansas.

PERSONAL:

- Single and splits time between Nashville and Lawrence, Kan.
- Attended Shawnee Mission NW High School where he was named the Sun Country Defensive Player of the Year.
- Earned All-Sunflower League and All-Johnson County first-team accolades, in addition to being named All-conference honorable mention on the offensive side of the ball as a tight end.
- Also lettered in track for three years.
- Has been involved with a number of community service events including Habitat for Humanity, the Special Olympics and READ program.
- Born Mike Anthony Rivera on Jan. 10, 1986 in Shawnee Mission, Kan.

MIKE RIVERA'S NFL STATISTICS

REGULAR SEASON		TACKLES		INTERCEPTIONS						FUMBLES									
Year	Team	GP	GS	Tot	Solo	Asst	Sk	Yds	QBP	TFL	No	Yds	Lg	TD	PD	FF	FR	Yds	SpT
2009	Tennessee	0	0	Practice Squad															
NFL Totals		0	0	0	0	0	0.0	0.0	0	0	0	0	0	0	0	0	0	0	0

25



MYRON ROLLE

SAFETY • 6'2" • 215 lbs • COLLEGE: FLORIDA STATE
ACQUIRED: D6b - 2010 • NFL EXP.: ROOKIE
HOMETOWN: GALLOWAY, N.J.
GAMES PLAYED/GAMES STARTED: 0/0 (PLAYOFFS: 0/0)



2010 QUICK STATS

GP/GS: 0/0 • 0 tackles, 0 sacks, 0 QBP, 0 INT, 0 PD, 0 FF, 0 FR

PRO: One of the NFL's most accomplished rookies joins the Titans in 2010. Safety Myron Rolle, a sixth-round draft choice known for his aggressive play on the field and his academic achievement off the field, enters the NFL after taking a year to study at Oxford as a Rhodes Scholar recipient. He spent the previous three years as a starting safety at Florida State.

CAREER HIGHLIGHTS:

- After sitting out the 2009 college football season to study at Oxford, Rolle raised eyebrows with impressive performances at the 2010 Senior Bowl and the 2010 Scouting Combine. At the latter, he ran a 4.59-second 40-yard dash and bench pressed 225 pounds 21 times.

TITANS TIDBITS:

- On Nov. 22, 2008, Rolle missed his only start in his final 36 games at Florida State. While his team was preparing to kick off against the Maryland Terrapins in College Park, Md., Rolle was in Birmingham, Ala., interviewing for and ultimately winning a Rhodes Scholarship. He then flew to Maryland on a private jet in time to arrive in the second quarter of the Seminoles' eventual 37-3 victory.
- Needing only five semesters to obtain his pre-med undergraduate degree from Florida State, Rolle received his master's of science from Oxford in medical anthropology in June 2010. Rolle, who has spent a lifetime setting and accomplishing goals, plans to become a neurosurgeon following a long football career.
- Rolle was inspired by another Florida State athlete to pursue a Rhodes Scholarship: his good friend and former Seminole track and field star Garrett Johnson.
- The Myron Rolle Foundation (www.myronrolle.com), which was launched in 2009, is "dedicated to the support of health, wellness, educational and other charitable initiatives throughout the world that benefit children and families in need." Currently, its three initiatives are: a camp for foster children in Florida called the Myron Rolle Wellness and Leadership Academy, a camp for foster children in Florida; the Our Way to Health Program, which provides fitness training, health education and diabetes awareness to American Indian children; and The Myron L. Rolle Medical Clinic and Sports Complex, a future facility that will provide free services to Exuma, Bahamas.
- In addition to being a football star, Rhodes Scholar, philanthropist and future neurosurgeon, Rolle also considers himself a Frank Sinatra impressionist. Rolle, who played the lead role in his high school's production of "Fiddler on the Roof," lists "Summer Wind" as his favorite Sinatra tune.
- One of Rolle's mentors is Samari Rolle, who played cornerback for the Titans from 1998-2004 and whose family likewise descends from Exuma.
- The son of Whitney and Beverly Rolle, Myron is the youngest of five sons: Marchant, Marvis, Mordecai, McKinley and Myron.

CAREER TRANSACTIONS:

- The Galloway, N.J., native was selected by the Titans in the sixth round (207th overall) of the 2010 NFL Draft.

COLLEGE:

- In three seasons at Florida State (2006-08), Rolle played in 38 games with 35 starts at strong safety. He was among the team's top four tacklers every season and led the secondary in tackles twice (2006 and 2008). His career totals included 206 tackles, one sack, 7.5 tackles for loss, one interception, 13 passes defended, one forced fumble and two fumble recoveries.

AS A JUNIOR (2008), started 12 of 13 games at strong safety and finished third on the team with 62 total tackles and added five passes defended. Lott Trophy finalist was named third-team All-American by Associated Press, second-team All-ACC by league coaches and second-team CoSIDA Academic All-American.

- Against Wake Forest (9/20), posted season-high nine tackles. and a career-high four pass breakups against Miami
- At Miami (10/4), set career high with four pass breakups and added four tackles in rainy 41-39 win.
- Against Virginia Tech (10/25), earned Lott Trophy Player of the Week for his five-tackle performance.
- At Maryland (11/22), ended 30-game starting streak to be in Birmingham, Ala., to interview for Rhodes Scholarship. Arrived via charter plane in time to play second half and posted two tackles.
- In Citrus Bowl victory over Wisconsin (12/27), notched five tackles, including one tackle for loss, in final college game.

AS A SOPHOMORE (2007), started all 13 games for the Seminoles and ranked fourth on the team with 67 tackles. Named to All-ACC Academic squad and inducted into Omicron Delta Kappa National Leadership Honor Society.

- Recorded season high of eight tackles at Clemson (9/3), against N.C. State and against Kentucky (12/31).
- In Music City Bowl against Kentucky at LP Field (12/31), posted eight tackles and added a pass defended and a forced fumble, which was returned 52 yards by Tony Carter to set up a touchdown.

AS A FRESHMAN (2006), played in 12 of Florida State's 13 games, including starts in the final 10 contests. Finished third on the team with 77 tackles, including 5.5 tackles for loss. Was ACC's leading tackler among freshman with a 6.4 tackles-per-game average. Named first-team Freshman All-American by The Sporting News, American Football Coaches Association and College Football News. Added Sporting News ACC Defensive Rookie of the Year honors and honorable mention All-ACC by Atlantic Coast Sports Media Association.

- Against Rice (9/23), received first career start and notched eight tackles and one pass defended.
- Against Western Michigan (11/18), totaled career-high 11 tackles, one tackle for loss and one pass defended.
- Against Virginia (11/4), totaled nine tackles, first career sack and two tackles for loss in shutout victory.
- In Emerald Bowl against UCLA (12/27), recorded first career interception with a 21-yard return and added nine tackles in 44-27 victory.
- Enrolled at Florida State in January 2006.
- Graduated from Florida State in August 2008 with degree in pre-med/exercise science, and added a master's in science from Oxford in June 2010 in medical anthropology.

PERSONAL:

- Splits time between Nashville and Galloway, N.J.
- At The Hun School, was the top-ranked player nationally on ESPN's 150 after 2006 senior season in which he totaled 112 tackles. Also listed as the No. 1 athlete in the nation and No. 1 prospect in the state of New Jersey by Rivals.com; the seventh overall recruit in the nation and No. 1 defensive back by Scout.com; a member of the EA Sports All-American first-team defense; and a Parade All-American and one of 16 finalists for the 2006 Parade All-America High School Football Player of the Year Award. Represented the East team in the U.S. Army All-American Bowl.
- As a junior at The Hun School, named the New Jersey Prep Defensive

Player of the Year by the Newark Star Ledger after registering 83 tackles, six sacks and four interceptions.

- In addition to lining up at safety, cornerback, wide receiver and running back during his high school football career, he also played four years of varsity basketball and was on the track team for four years.
- Won the 2006 Watkins Award, awarded to high school students on the basis of academic achievement, athletics and involvement in the community.
- In college, became a member of Kappa Alpha Psi fraternity, Omicron Delta Kappa National Leadership Honor Society and Phi Eta Sigma.
- A month after being drafted by the Titans and before he signed his first NFL contract, he presented \$1,000 checks from his foundation to the Tennessee Emergency Response Fund and the Metro Nashville Disaster

Response Fund in the wake of floods that devastated the area in early May 2010.

- Follow Rolle on Twitter at @MyronRolle.
- List of favorites: (movie) "Lean on Me"; (TV show) "The Sopranos"; (actor) Denzel Washington; (music artist) Buju Banton; (school subject) biochemistry; (car) Mercedes G Wagon; (books) the Bible, "Mountains Beyond Mountains: The Quest of Dr. Paul Farmer" by Tracy Kidder; (food) breakfast food, conch; (sports hero) Deion Sanders; and (sports teams as a child) Philadelphia 76ers, Philadelphia Phillies, Philadelphia Eagles.
- Born Myron Laurent Rolle on Oct. 30, 1986 in Houston, Texas.

MYRON ROLLE'S COLLEGE STATISTICS

REGULAR SEASON		TACKLES										INTERCEPTIONS					FUMBLES		
Year	Team	GP	GS	Tot	Solo	Asst	Sk	Yds	QBP	TFL	No	Yds	Lg	TD	PD	FF	FR	Yds	
2006	Florida St.	12	10	77	31	46	1.0	2	0	5.5	1	21	21	0	6	0	0	0	
2007	Florida St.	13	13	67	36	31	0.0	0	0	1.5	0	0	-	0	2	1	2	0	
2008	Florida St.	13	12	62	40	22	0.0	0	0	0.5	0	0	-	0	5	0	0	0	
College Totals		38	35	206	107	99	1.0	2	0	7.5	1	21	21	0	13	1	2	0	

Single-Game Highs

Tackles - 11 vs. Western Michigan (11/18/06)

Interceptions - 1 vs. UCLA (12/27/06)

Sacks - 1 vs. Virginia (11/4/06)

71



MICHAEL ROOS

TACKLE • 6'7" • 315 lbs • COLLEGE: EASTERN WASHINGTON
ACQUIRED: 2ND ROUND - 2005 • NFL EXP. (NFL/TITANS): 6/6
HOMETOWN: VANCOUVER, WASH.
GAMES PLAYED/GAMES STARTED: 80/80 (PLAYOFFS: 2/2)



2010 QUICK STATS

GP/GS: 0/0

PRO BOWLS



2008

PRO: Although he only began playing on the offensive line as a sophomore in college, Michael Roos is one of the NFL's top linemen and a building block of the Titans' future. Roos' size (6-7, 315 pounds), athleticism and intelligence have made him one of the premier young left tackles in the NFL. He has started every game in his first five seasons, 15 games at right tackle and 65 contests at left tackle.

CAREER HIGHLIGHTS:

- Only one other player from the 2005 NFL Draft (Logan Mankins) has started all 80 regular season games since being drafted.
- In 2009, was a member of an offensive line that blocked for the NFL's second-best rushing attack (162.0 yards per game) and opened holes for Chris Johnson who became just the sixth player in NFL history to rush for 2,000 yards. Also, part of an offensive front that allowed just 16 sacks, the second fewest in the NFL.
- In 2008, the Eastern Washington product was selected to his first career Pro Bowl and was named first-team Associated Press All-Pro after helping the offensive line allow an NFL-low 12 sacks.
- Roos began playing football as a high school senior and did not play on the offensive line until his sophomore year in college. He gained notoriety among NFL scouts with his impressive showing at the 2005 Senior Bowl, dominating Division I-A players at both left and right tackle spots. At the NFL Combine, he ran the 40-yard dash in 5.3 seconds, bench pressed 225 pounds 19 times and displayed a 29-inch vertical leap.

TITANS TIDBITS:

- In the offseason, Roos pledged \$500,000 toward the Eastern Washington University's "Red Turf" project at Woodward Field in Cheney, Wash. The red artificial field will be the first of its kind, not just in NCAA Division I football, but in the entire country.
- In June 2010, Roos held the first annual Michael Roos Foundation Fish and Chip event at the Resort in Couer d' Alene, Idaho. The three-day event featured a night cruise and live auction, bass fishing tournament and golf tournament. The event was attended by current teammates Ahmard Hall, Mike Otto, Jake Scott, David Stewart, Vince Young and NFL legend Dick Butkus.
- Roos became just the second Eastern Washington player in school history to have his jersey number permanently retired with a ceremony on Oct. 24, 2009.
- Roos spent the first 10 years of his life in the former Soviet Republic of Estonia, where his family lived in poverty despite his mother, Mae Bates, teaching violin during the day and working nights at a hotel desk. In 1992, one year after the collapse of the Soviet Union, his mother immigrated with him, his brother and his sister to Vancouver, Wash., where they lived with an aunt. In July 2007, Roos, along with his wife, Katherine, traveled back to Estonia for the first time since leaving the country. Their trip to his native land was part of a larger vacation that took them through England, Scotland and Germany.
- During the 2009 offseason, Roos and Katherine continued to travel the world with a week-long trip to Ireland that included playing golf and a two-week European excursion that included stops in Prague, Vienna, Venice, Monaco, Paris and Munich. In 2008, the couple spent a week in Italy with stops in Milan and Venice, as well as a four-day venture to Iceland and a four-day trip to the Bahamas.
- He earned a scholarship to Eastern Washington after playing one season at tight end in high school. He redshirted as a tight end on the football team and also redshirted on the basketball team for one season before focusing

exclusively on football. He spent a year playing on the defensive line before switching to offensive tackle, where he started at left tackle every game for the next three seasons, a total of 35 consecutive contests.

- His mother now teaches English as a second language at an Atlanta, Ga., elementary school.
- Roos' wife Katherine opened a coffee house, Drinkhaus, in Nashville's Germantown area in August 2008.
- Roos is believed to be the first Estonian to play in the NFL.
- One of Roos' college coaches was former Titans offensive lineman Tom Ackerman. In scouting Roos, the team – and particularly offensive line coach Mike Munchak – was able to speak frankly with Ackerman and gain further insight regarding the rookie's personality and abilities.
- He started the Michael Roos Foundation during his second year in the NFL. The foundation has hosted a fundraiser during the last two offseasons, a sports auction and dinner that raised over \$80,000 for children's charities in Washington. He currently is working on plans for his first fundraiser in Nashville.

CAREER TRANSACTIONS:

- A native of Estonia, Roos was selected by the Titans in the second round (41st overall) of the 2005 NFL Draft.

SEASON RECAPS:

- 2009 (16/16):** Started all 16 games for the fifth consecutive season and was named an AP second-team All-Pro. Member of an offensive line that blocked for the NFL's second-best rushing attack (162.0 yards per game) and opened holes for Chris Johnson who became just the sixth player in NFL history to rush for 2,000 yards. Part of an offensive front that allowed just 16 sacks, the second fewest in the NFL. Helped open holes for Titans' rushers to gain 305 rushing yards, the second most yards on the ground in franchise history, against Jacksonville (11/1/09).
- Against Houston (9/20), helped open holes for the Titans to gain 240 yards on the ground, including a then career-best 197 rushing yards from Chris Johnson.
- Against Jacksonville (11/1), blocked for Titans' rushers to gain 305 rushing yards, the second most yards on the ground in franchise history. Part of an offensive front that did not allow a sack on 18 pass attempts in the Titans' 30-13 victory. Helped Chris Johnson set the franchise record with 228 rushing yards.
- Against Arizona (11/29), was a part of an offensive front that helped the unit amass 532 total yards in the Titans' 20-17 come-from-behind victory.
- At Seattle (1/3), was a member of an offensive front that opened holes for Chris Johnson to gain 134 yards on the ground, allowing him to surpass 2,000 rushing yards for the season. Part of an offensive line that did not allow a sack on 28 pass attempts in the Titans' season-ending 17-13 victory.

- 2008 (16/16, 1/1):** Selected to his first career Pro Bowl and was named first-team Associated Press All-Pro after starting all 16 games at left tackle. Was also selected to All-Pro or All-NFL teams by the Dallas Morning News, Pro Football Weekly/Professional Football Writers of America, Sports Illustrated and Sporting News. Part of an offensive line that allowed an NFL-low 12 sacks in 2008. Member of an offensive line that opened holes for Titans' rushers to gain a franchise-record 332 rushing yards at Kansas City (10/19). Part of an offensive front that did not allow a sack for five consecutive games (9/21/08 – 10/27/08).
- At Cincinnati (9/14), helped pave the way for Titans' rushers to gain

177 yards on the ground in the 24-7 road victory. Saved a turnover by recovering a Kerry Collins' fumble at the Tennessee 38-yard line in the second quarter.

- At Baltimore (10/5), member of an offensive line that did not allow a sack on 32 pass attempts in the Titans' 13-10 comeback victory over the Ravens. Marked the third consecutive game the front did not allow a sack.
- At Kansas City (10/19), member of an offensive front that opened holes for Tennessee ball carriers to rush for a franchise-record 332 rushing yards in the Titans' commanding 34-10 road victory over the Chiefs. Part of an offensive line that did not allow a sack for the fourth straight game.
- Against Indianapolis (10/27), part of an offensive line that did not allow a sack despite 37 pass attempts in the Titans' 31-21 victory over the Colts on Monday Night Football.
- At Detroit (11/27), member of an offensive front that blocked for Titans' ball carriers to gain 292 yards on the ground in the Titans' commanding 47-10 victory over the Lions on Thanksgiving.
- Against Pittsburgh (12/21), part of an offensive front that helped amass 322 total yards, the most against Pittsburgh this season, in the Titans' 31-14 victory.
- In Divisional playoffs against Baltimore (1/10), helped the Titans offense amass 391 total yards.

2007 (16/16, 1/1): Started all 16 games at left tackle for the third consecutive season. Helped open holes for Titans' rushers to average 131.8 yards per game, ranking the rushing attack fifth in the NFL. Blocked for LenDale White who registered his first 1,000-yard rushing season (1,110) in his second NFL campaign. Part of an offensive front that finished 14th in the league with 30 sacks allowed.

- At Jacksonville (9/9), member of an offensive front that opened holes for Titans' rushers to gain 282 rushing yards, the second-highest total in franchise history.
- At Houston (10/21), member of an offensive line that opened holes for Titans' rushers to gain 155 rushing yards in the Titans' thrilling 38-36 victory over the Texans. Part of an offensive front that allowed just one sack on 42 pass attempts.
- At Indianapolis (12/30), part of an offensive line that opened holes and provided protection allowing the offense to gain 356 total yards in the Titans' 16-10 playoff-clinching victory.

2006 (16/16): Started all 16 games for second consecutive season. Made all 16 starts at left tackle and helped rushing offense rank third in the AFC and fifth in the NFL with 2,214 yards. Helped set franchise season record with 4.7-average yards per carry (seventh in NFL), and was member of line that finished tied for 10th in NFL with 29 sacks allowed. Protected quarterback Vince Young, who was named Associated Press Offensive Rookie of the Year.

- At Indianapolis (10/8), helped offense gain 214 rushing yards and held Colts without a sack.
- Against Indianapolis (12/3), blocked for offense that gained 382 yards, including season-high 219 on ground, and did not allow any sacks for second game of season versus Colts.
- At Buffalo (12/24), helped team rush for 215 yards.

2005 (16/16): Started all 16 games in rookie season – 15 games at right tackle and one contest at left tackle (9/11 at Pittsburgh). Protected quarterback Steve McNair as team ranked ninth in NFL in passing and Chris Brown and Travis Henry combined for 1,186 rushing yards. Helped team finish tied for 10th in league in fewest sacks allowed (31).

- In season opener at Pittsburgh (9/11), started at left tackle against eventual Super Bowl Champions in NFL debut. Started in place of Brad Hopkins.
- Following week against Baltimore (9/18), started at right tackle and helped offense gain 290 yards in victory. Started at right tackle for remainder of season.

COLLEGE:


- At Eastern Washington, started 35 consecutive games at left tackle after beginning his career as defensive lineman. Earned numerous accolades, including first-team All-American by The NFL Draft Report, American Football Coaches Association and The Sports Network, second-team AP All-American, Division I-AA Offensive Lineman of the Year by The NFL Draft Report, unanimous first-team All-Big Sky Conference and two-time

Big Sky All-Academic selection.


- As senior, started all 13 games at left offensive tackle. Contributed 113 knockdown blocks and 17 blocks that resulted in touchdowns while allowing just two sacks all season.
- As junior, started every game at left tackle for second-consecutive season and earned honorable mention All-Big Sky Conference. Totaled 61 knockdown blocks with seven blocks resulting in touchdowns.
- As sophomore, started all 11 games at left tackle and earned honorable mention All-Big Sky honors.
- As redshirt freshman, played in eight games as defensive end and defensive tackle with two starts and totaled 17 tackles, 1.5 sacks, three tackles for loss, one forced fumble and one fumble recovery.
- Graduated in March 2005 with double major in finance and economics.

PERSONAL:

- Married to Katherine (7/06), couple resides in Nashville and maintains close connections in Vancouver, Wash.
- Named second-team All-Greater St. Helens League as tight end at Mountain View (Vancouver, Wash.) High School after recording 18 receptions for 306 yards and three touchdowns as senior. Also collected 40 tackles and two sacks as defensive lineman.
- Earned All-League honors for Mountain View basketball team and also threw javelin for track & field team (long throw of 185 feet).
- Earned scholar-athlete honors three times in basketball, twice in track and once in football.
- List of favorites: (movies) "The Dark Knight," "Anchorman," "Borat," "Hitman" and "The 40-Year-Old Virgin"; (TV shows) "Family Guy," "The Office" and "Seinfeld"; (actor) Will Ferrell; (music artist) Brian McKnight; (video games) Madden NFL Football and Tiger Woods Golf; (school subject) finance; (food) bacon cheeseburgers; and (book) "The Da Vinci Code."
- Born Mihkel Roos on Oct. 5, 1982 in Tallinn, Estonia.

MICHAEL ROOS' NFL STATISTICS				
REGULAR SEASON				
Year	Team	GP	GS	
2005	Tennessee	16	16	
2006	Tennessee	16	16	
2007	Tennessee	16	16	
2008	Tennessee	16	16	
2009	Tennessee	16	16	
NFL Totals		80	80	
PLAYOFFS				
Year	Team	GP	GS	
2007	Tennessee	1	1	
2008	Tennessee	1	1	
Playoff Totals		2	2	
Starts Breakdown:				
2005 - LT 1, RT 15; 2006 - LT 16; 2007 - LT 16 (playoffs 1); 2008 - LT 16 (playoffs 1); 2009 - LT 16				
Additional Career Statistics				
Receptions - 1 for 7 yards (2005)				

80



Bo SCAIFE

TIGHT END • 6'3" • 249 lbs • COLLEGE: TEXAS
ACQUIRED: SIXTH ROUND - 2005 • NFL EXP. (NFL/TITANS): 6/6
HOMETOWN: DENVER, COLO.
GAMES PLAYED/GAMES STARTED: 76/49 (PLAYOFFS: 1/1)



2010 QUICK STATS

GP/GS: 0/0 • 0 receptions for 0 yards, 0 TDs

PRO: Bo Scaife enters his sixth NFL season as an established playmaker at tight end for the Titans. An athletic target with the ability to separate from defenders and make tough catches in traffic, he is a valuable asset in the offensive scheme. In his first five NFL seasons (2005-09), Scaife, the club's second all-time leading pass-catcher among tight ends, posted 215 receptions for 2,065 yards and eight touchdowns. He missed just four games in his initial five campaigns (76 games, 49 starts), an impressive record of durability for a player who overcame three ACL surgeries during high school and college.

CAREER HIGHLIGHTS:

- Among the group of tight ends drafted in 2005, Scaife ranks second in receptions and receiving yards behind only Heath Miller.
- In his first five NFL seasons (2005-09), Scaife recorded more total receptions than any other Titans player. With 215 grabs, he led second-place Justin Gage by 98 total catches (117).
- In 2009, he led all Titans tight ends in receiving for the fourth consecutive season with 45 catches and 440 yards.
- At Indianapolis on Dec. 6, 2009, Bo Scaife moved into second place on the team's all-time receptions list among tight ends, surpassing former Oilers tight end Alvin Reed (199 career receptions) and trailing only Frank Wycheck (482) on the club's list.
- In 2008, he set career highs with 58 catches and 561 yards. His reception total ranked fifth in AFC and seventh in NFL among tight ends.
- As a rookie in 2005, his 37 receptions set the franchise rookie record for tight ends, surpassing Ben Troupe's 2004 total (33). He also was part of a tight end group (Erron Kinney, Troupe and Gregg Guenther) that finished the season with 149 receptions, which ranked second in league history for that position.

TITANS TIDBITS:

- Scaife's career is a testament to over-coming adversity with hard work and dedication. He was forced to overcome three separate ACL injuries – one in high school (1999) and two in college (2000 and 2002) en route to his NFL career.
- Scaife was trained during his youth in the martial arts. He earned black belts in taekwondo and shotokan and feels the training contributed to his success in football, particularly in the development of hand and eye coordination.
- His most memorable college football moment was closing out his senior year with a win over the Michigan Wolverines in the Rose Bowl. A year later he was back at the Rose Bowl as a spectator, watching the Longhorns and current teammate Vince Young defeat USC to claim a BCS Championship.
- When the Titans selected Vince Young third overall in the 2006 NFL Draft, Scaife was reunited with one of his best friends and former college teammates. The two have strengthened their friendship in Tennessee and, paired with Ahmard Hall, Michael Griffin and Chris Simms, make up a group of five former Texas Longhorns on the Titans roster.

CAREER TRANSACTIONS:

- The Denver, Colo., native was originally selected by the Titans in the sixth round (179th overall) of the 2005 NFL Draft.

SEASON RECAPS:

2009 (14/10 – Tennessee): Led the Titans tight ends and ranked third on the team in receiving with 45 receptions for 440 yards and one touchdown. Was inactive in two games (9/20 vs. Houston and 9/27 at N.Y. Jets) with a

knee injury. Led or tied for the team lead in receptions five times (vs. IND, vs. JAX, at HST, vs. STL, vs. MIA) and led the team in receiving yards twice (vs. IND, at IND).

- At Pittsburgh (9/10), posted five receptions for 48 yards but left the game in the third quarter with a sprained knee.
- At Houston (11/23) on Monday Night Football, he tied for the team lead with four receptions for 38 yards, including a season-long 27-yard catch.
- Against Arizona (11/29), he recorded five receptions for 68 yards, including a long of 22. On the game-winning, 99-yard drive, he caught a 19-yard pass that originally was batted at the line of scrimmage.
- At Indianapolis (12/6), he led the team with 56 receiving yards on five catches, including a 17-yard touchdown reception from Vince Young. The touchdown reception was his first of the season and eighth of his career. In the second quarter, he recorded the 200th reception of his career, which also placed him second all-time among the club's tight ends, ahead of former Oilers tight end Alvin Reed (199 career receptions).
- Against St. Louis (12/13), he tied for the team lead with four receptions for 43 yards, including a long of 16. His third catch of the game put him over 2,000 career receiving yards.

2008 (16/7, 1/1): Led Titans and set career high with 58 receptions for 561 yards and two touchdowns. His reception total ranked fifth in AFC and seventh in NFL among tight ends. Played all 16 regular season games for second consecutive season and earned seven starts.

- Against Jacksonville (9/7), recorded first career 100-yard game, leading team with 105 yards on six receptions in season opener. His career-long 44-yard reception helped set up game-winning touchdown in fourth quarter.
- Against Houston (9/21), recorded first touchdown of season, a nine-yard reception from Kerry Collins.
- At Baltimore (10/5), led team and tied then-career high in receptions with seven catches for 72 yards. On game-winning drive in fourth quarter, caught three passes for 37 yards, including 15-yarder on third-and-five that set up touchdown on next play.
- At Chicago (11/9), set a new career high with 10 receptions in a 21-14 victory. His totals included 78 yards and 10-yard touchdown catch to tie game at 7-7 in second quarter. He recorded seven receptions for 53 yards and a score in first half. His final reception for 10 yards gave Titans a first down at two-minute warning and allowed them to kneel to end game.
- Against New York Jets (11/23), totaled three receptions for 40 yards. His 15-yard reception in fourth quarter allowed him to eclipse his previous career high of 46 receptions in 2007.
- Against Baltimore (1/10), made career playoff debut and registered four receptions for 23 yards in Divisional Round game.

2007 (16/15, 0/0): Played in all 16 games with 15 starts. Led Titans tight end corps for second consecutive season with career-high 46 receptions, which also ranked third overall on team. Set new career high with 421 receiving yards and scored one touchdown.

- Led or tied for team lead in receptions five times (at JAX, at HST, vs. OAK, vs. CAR, at CIN) and led team in receiving yards once (vs. CAR).
- At New Orleans (9/24), helped lift the Titans to win on Monday Night Football with a three-catch, 26-yard performance that included three-yard touchdown reception.
- Against Houston (12/2), recorded four receptions for season-high 57 yards, including season-best 26-yard reception.
- At Indianapolis (12/30), posted three receptions for 22 yards in playoff-clinching win. However, suffered lacerated liver, causing him to be placed

on injured reserve on Jan. 2 and miss playoff game at San Diego (1/6).

2006 (14/12): Played in 14 contests with then career-high 12 starts. Scaife ranked third on team with 29 receptions for a then career-high 370 yards (12.8) and tied career high with two touchdowns. Scaife also rushed for 13 yards on one carry with touchdown. Was inactive two games (12/24 at Buffalo and 12/31 against New England) with ankle injury.

- Against Baltimore (11/12), recorded two receptions for 48 yards and registered first rushing touchdown of career on 13-yard run after a pitch from Vince Young.
- Against N.Y. Giants (11/26), tied season-high with five receptions for 34 yards and one touchdown in 21-point fourth quarter comeback.

2005 (16/5): Played in all 16 games with five starts and totaled 37 receptions for 273 yards (7.4 avg.) with two touchdowns. Finished fifth among NFL rookies in receptions and ranked third among rookie tight ends. Scaife's 37 receptions also set franchise rookie record for receptions by rookie tight end (Troupe - 33 in 2004).

- Along with rookie receivers Courtney Roby, Brandon Jones and Roydell Williams, each recorded 20 or more receptions, making them first rookie foursome to accomplish the feat since 1968 Buffalo Bills.
- Teamed with Titan tight ends Kinney, Troupe and Guenther to record 149 receptions, which ranks them second in league history to 1984 San Diego Chargers that totaled 163 receptions.
- Against Indianapolis (10/2), posted career-high seven receptions for 39 yards and registered first career touchdown.
- Against Miami (12/24), caught 34th pass of season, setting franchise record for most receptions by rookie tight end in franchise history.

COLLEGE:

- Finished Longhorn career ranked second among tight ends for receptions and finished third all-time among tight ends for career receiving yards. Sat out 2000 and 2002 seasons with knee injuries.
- As senior (2004), earned first team All-Big 12 honors while playing in all 12 games. Second on team with 26 receptions for 348 yards and two

touchdowns.

- As junior (2003), returned to action after being out for 2002 season, played in 13 games and was All-Big 12 Conference honorable mention. Fourth on team with 16 receptions for 205 yards (12.8 avg.) and two touchdowns.
- As sophomore (2001), earned All-Big 12 honorable mention while playing in 12 games. Recorded 30 receptions for 396 yards (13.2 avg.) and touchdown grab.
- As freshman (1999), played in seven games and caught three receptions for 48 yards (16.0 avg.).
- Graduated with education degree in December 2004.

PERSONAL:

- Splits time between Nashville and Denver, Colo., with daughter, Mia Raye (1).
- Attended J.K. Mullen (Denver, Colo.) HS, earned Parade All-American, Gatorade Circle of Champions Colorado Player of the Year, *Rocky Mountain News* Colorado Offensive Player of the Year and second team All-USA honors at tight end by *USA Today* as a senior. Also two-time first team Colorado 5A All-State selection by *Denver Post*. Led team to Colorado 5A state title as a senior, while catching 62 passes for 1,400 yards and 19 touchdowns and rushing for 250 yards on 20 carries and one touchdown.
- All-State baseball selection and honor roll student in high school.
- High school teammates with Tampa Buccaneers third-round pick in 2005 NFL Draft, tight end Alex Smith.
- In college volunteered to spend time with youth at Austin's Zoo.
- List of favorites: (movie) "American Gangster"; (TV show) "Pardon The Interruption"; (music artist) T.I.; (car) Mercedes-Benz McLaren; (video game) Madden Football; (food) Bar-B-Q; (actor) Jamie Foxx; (vacation spot) Las Vegas; and (book) "Bo Knows Bo."
- Born Oliver Edward Scaife III on Jan. 6, 1981 in Denver, Colo.

SCAIFE'S GAME-BY-GAME

2005 Tennessee Titans				RECEIVING					
Date	Opp.	W/L	P/S	No	Yds	Avg	Lg	TD	
Sept 11	@ Pit	L	S	2	22	11.0	12	0	
Sept 18	Bal	W	p	0	0	-	-	0	
Sept 25	@ Stl	L	p	0	0	-	-	0	
Oct 2	Ind	L	p	7	39	5.6	9	1	
Oct 9	@ Hou	W	p	0	0	-	-	0	
Oct 16	Cin	L	S	1	9	9.0	9	0	
Oct 23	@ Ari	L	p	2	14	7.0	9	0	
Oct 30	Oak	L	S	5	19	3.8	19	0	
Nov 6	@ Cle	L	p	5	59	11.8	19	0	
Nov 20	Jax	L	p	0	0	-	-	0	
Nov 27	S.F.	W	p	0	0	-	-	0	
Dec 4	@ Ind	L	p	6	53	8.8	14	0	
Dec 11	Hou	W	S	2	12	6.0	6	0	
Dec 18	Sea	L	S	2	13	6.5	7	0	
Dec 24	@ Mia	L	p	3	18	6.0	8	0	
Jan 1	@ Jax	L	p	2	15	7.5	10t	1	
Totals		4-12	16/5	37	273	7.4	19	2	

2006 Tennessee Titans				RECEIVING					
Date	Opp.	W/L	P/S	No	Yds	Avg	Lg	TD	
Sept 10	NYJ	L	S	1	12	12.0	12	0	
Sept 17	@ SD	L	p	3	53	17.7	28	0	
Sept 24	@ Mia	L	S	3	53	17.7	27t	1	
Oct 1	Dal	L	S	3	40	13.3	18	0	
Oct 8	@ Ind	L	S	0	0	-	-	0	
Oct 15	@ Was	W	S	1	6	6.0	6	0	
Oct 29	Hou	W	S	2	15	7.5	11	0	
Nov 5	@ Jax	L	S	5	70	14.0	23	0	
Nov 12	Bal	L	S	2	48	24.0	34	0	
Nov 19	@ Phi	W	S	0	0	-	-	0	
Nov 26	NYG	W	p	5	34	6.8	11	1	
Dec 3	Ind	W	S	2	31	15.5	20	0	
Dec 10	@ Hou	W	S	2	8	4.0	6	0	
Dec 17	Jax	W	IA						
Dec 24	@ Buf	W	IA						
Dec 31	NE	L	S	0	0	-	-	0	
Totals		8-8	14/12	29	370	12.8	34	2	

SCAIFE'S GAME-BY-GAME

2007 Tennessee Titans

Date	Opp.	W/L	P/S	RECEIVING				
				No	Yds	Avg	Lg	TD
Sept 9	@ Jax	W	p	2	18	9.0	21	0
Sept 16	Ind	L	S	1	8	8.0	8	0
Sept 24	@ NO	W	S	3	26	8.7	19	1
Oct 7	Atl	W	S	1	3	3.0	3	0
Oct 14	@ TB	L	S	3	45	15.0	17	0
Oct 21	@ Hou	W	S	6	49	8.2	15	0
Oct 28	Oak	W	S	2	12	6.0	8	0
Nov 4	Car	W	S	6	35	5.8	11	0
Nov 11	Jax	L	S	3	38	12.7	16	0
Nov 19	@ Den	L	S	4	49	12.3	20	0
Nov 25	@ Cin	L	S	5	33	6.6	9	0
Dec 2	Hou	W	S	4	57	14.3	26	0
Dec 9	SD	L	S	2	14	7.0	9	0
Dec 16	@ KC	W	S	0	0	-	-	0
Dec 23	NYJ	W	S	1	12	12.0	12	0
Dec 30	@ Ind	W	S	3	22	7.3	12	0
Totals		10-6	16/15	46	421	9.2	26	1

Playoffs

Jan 6	@ SD	L		Placed on injured reserve				
Totals		0-1	0/0	0	0	-	-	0

2008 Tennessee Titans

Date	Opp.	W/L	P/S	RECEIVING				
				No	Yds	Avg	Lg	TD
Sept 7	Jax	W	p	6	105	17.5	44	0
Sept 14	@ Cin	W	p	1	6	6.0	6	0
Sept 21	Hou	W	S	3	26	8.7	11	1
Sept 28	Min	W	p	3	17	5.7	9	0
Oct 5	@ Bal	W	p	7	72	10.3	15	0
Oct 19	@ KC	W	S	3	48	16.0	26	0
Oct 27	Ind	W	S	5	44	8.8	16	0
Nov 2	GB	W	S	4	26	6.5	10	0

Nov 9	@ Chi	W	p	10	78	7.8	14	1
Nov 16	@ Jax	W	S	2	28	14.0	20	0
Nov 23	NYJ	L	S	3	40	13.3	17	0
Nov 27	@ Det	W	p	1	8	8.0	8	0
Dec 7	Cle	W	p	2	19	9.5	14	0
Dec 14	@ Hou	L	p	3	11	3.7	9	0
Dec 21	Pit	W	S	4	25	6.3	9	0
Dec 28	@ Ind	L	p	1	8	8.0	8	0
Totals		13-3	16/7	58	561	9.7	44	2

Playoffs

Jan 10	Bal	L	S	4	23	5.8	14	0
Totals		0-1	1/1	4	23	5.8	14	0

2009 Tennessee Titans

Date	Opp.	W/L	P/S	RECEIVING				
				No	Yds	Avg	Lg	TD
Sept 10	@ Pit	L	S	5	48	9.6	20	0
Sept 20	Hou	L	IA					
Sept 27	@ NYJ	L	IA					
Oct 4	@ Jax	L	p	3	25	8.3	12	0
Oct 11	Ind	L	S	4	45	11.3	18	0
Oct 18	@ NE	L	S	0	0	-	0	0
Nov 1	Jax	W	S	4	27	6.8	18	0
Nov 8	@ SF	W	S	2	20	10.0	15	0
Nov 15	Buf	W	S	2	16	8.0	10	0
Nov 23	@ Hou	W	p	4	38	9.5	27	0
Nov 29	Ari	W	p	5	68	13.6	22	0
Dec 6	@ Ind	L	S	5	56	11.2	17t	1
Dec 13	StL	W	S	4	43	10.8	16	0
Dec 20	Mia	W	S	5	40	8.0	13	0
Dec 25	SD	L	S	0	0	-	0	0
Jan 3	@ Sea	W	p	2	14	7.0	7	0
Totals		8-8	14/10	45	440	9.8	27	1

BO SCAIFE'S NFL STATISTICS

REGULAR SEASON

Year	Team	GP	GS	RECEIVING					RUSHING				
				No	Yds	Avg	Lg	TD	Att	Yds	Avg	Lg	TD
2005	Tennessee	16	5	37	273	7.4	19	2	0	0	-	-	0
2006	Tennessee	14	12	29	370	12.8	34	2	1	13	13.0	13	1
2007	Tennessee	16	15	46	421	9.2	26	1	0	0	-	-	0
2008	Tennessee	16	7	58	561	9.7	44	2	0	0	-	-	0
2009	Tennessee	14	10	45	440	9.8	27	1	0	0	-	-	0
NFL Totals		76	49	215	2,065	9.6	44	8	1	13	13.0	13t	1

PLAYOFFS

Year	Team	GP	GS	RECEIVING					RUSHING				
				No	Yds	Avg	Lg	TD	Att	Yds	Avg	Lg	TD
2007	Tennessee	0	0	0	0	0.0	0	0	0	0	0.0	0	0
2008	Tennessee	1	1	4	23	5.8	14	0	0	0	0.0	0	0
Playoff Totals		1	1	4	23	5.8	14	0	0	0	0.0	0	0

Single-Game Highs

Receptions - 10 at Chicago (11/9/08)
 Receiving Yards - 105 vs. Jacksonville (9/7/08)
 Long Reception - 44 vs. Jacksonville (9/7/08)
 Touchdown Receptions - 1 (eight times, most recent at Indianapolis 12/6/09)
 Rushing Attempts - 1 vs. Baltimore (11/12/06)
 Rushing Yards - 13 vs. Baltimore (11/12/06)
 Long Rush - 13t vs. Baltimore (11/12/06)
 Rushing Touchdowns - 1 vs. Baltimore (11/12/06)

Additional Career Statistics

Kickoff Returns - 4 for 64 yards (2006)
 Tackles - 1 (2006), 1 (2007)

Playoff Single-Game Highs

Receptions - 4 vs. Baltimore (1/10/09)
 Receiving Yards - 23 vs. Baltimore (1/10/09)
 Long Reception - 14 vs. Baltimore (1/10/09)

3



RICKY SCHMITT

PUNTER/KICKER • 6'3" • 217 lbs • COLLEGE: SHEPHERD
 ACQUIRED: FA - 2010 • NFL EXP. (NFL/TITANS): 1/1
 HOMETOWN: VIRGINIA BEACH, VA.
 GAMES PLAYED/GAMES STARTED: 0/0 (PLAYOFFS: 0/0)



2010 QUICK STATS

GP/GS: 0/0 • 0 punts for 0.0 avg., 0.0 net, 0 inside the 20

PRO: Ricky Schmitt was signed by the Titans during the 2010 offseason to provide depth at the kicking and punting positions. The versatile specialist entered the NFL in 2007 and has spent time with the Arizona Cardinals, San Francisco 49ers, Pittsburgh Steelers and Oakland Raiders.

TITANS TIDBITS:

• Although he's now competing on an NFL roster, Schmitt was not involved with organized football until his senior year of high school. The four-year high school soccer standout was convinced to play on the football squad because of their need for a kicker and punter and was good enough in his only season to be named All-District.

CAREER TRANSACTIONS:

- The Virginia Beach, Va., native was originally signed by the Arizona Cardinals as a rookie free agent on May 14, 2007.
- Waived by the Cardinals on Aug. 27, 2007.
- Signed by the San Francisco 49ers on Feb. 14, 2008 and released on Aug. 31, 2008.
- Signed to the practice squad of the Pittsburgh Steelers on Oct. 28, 2008 and released on Nov. 1, 2008.
- Signed to the practice squad of the Oakland Raiders on Dec. 15, 2008.
- Re-signed by the Raiders on Dec. 30, 2008 and released on Sept. 6, 2009.
- Signed as a free agent by San Francisco on Dec. 23, 2009 and placed on injured reserve on Jan. 2, 2010.

- Signed by the Titans as a free agent on March 16, 2010.

SEASON RECAPS:

2009 (1/0 - San Francisco): Joined the 49ers after kicker Joe Nedney was injured. Played in one game before being placed on injured reserve on Jan. 2 with a hamstring injury.

- Against Detroit (12/27), made his NFL debut and scored eight points. Converted both extra point attempts and two of three field goal attempts (good from 33 and 39 yards, blocked from 28 yards).

COLLEGE:

- At Shepherd (W.Va.) University, earned first-team All-WVAC honors three times as a punter and two times as a kicker. Set virtually all school kicking records, including scoring (250 points), field goals (33) and PATs (151).
- As a senior in 2006, named first-team Daktronics Division II All-Northeast Region and a second-team All-American. Averaged 44 yards on 41 punts, including 22 punts inside the 20. Also booted 18 touchbacks on kickoffs.
- In 2005, set team scoring record among kickers with 80 points.

PERSONAL:

- At Salem (Va.) High School, was a four-year letterman in soccer and was not introduced to football until his senior year.
- Also played basketball in high school.
- Born Ricky William Schmitt on Aug. 17, 1985 in Virginia Beach, Va.

RICKY SCHMITT'S NFL STATISTICS

REGULAR SEASON			PAT		FG		1-19		20-29		30-39		40-49		50+		Kickoffs						
Date	Team	GP	Ma	Att	Ma	Att	Pct	Ma	Att	Ma	Att	Ma	Att	Ma	Att	LG	Pts	No	InEZ	TB	PctTB		
2009	San Francisco	1	2	2	2	3	66.7	0	0	0	1	2	2	0	0	0	0	39	8	5	2	1	20.0
Totals		1	2	2	2	3	66.7	0	0	0	1	2	2	0	0	0	0	39	8	5	2	1	20.0

REGULAR SEASON		PUNTING									
Year	Team	No.	Yds	Avg	Ret	Yds	TB	In	Lg	Blk	Net
2009	San Francisco	0	0	-	0	0	0	0	-	0	-
NFL Totals		0	0	-	0	0	0	0	-	0	-

Single-Game Highs

- Field Goals Made - 2 vs. Detroit (12/27/09)
- Field Goal Attempts - 3 vs. Detroit (12/27/09)
- Longest Field Goal - 39 yards vs. Detroit (12/27/09)
- PATs Made - 2 vs. Detroit (12/27/09)
- PATs Attempted - 2 vs. Detroit (12/27/09)
- Points - 8 vs. Detroit (12/27/09)

39



NICK SCHOMMER

SAFETY • 6'0" • 204 lbs • COLLEGE: NORTH DAKOTA STATE
 ACQUIRED: 7TH ROUND - 2009 • NFL EXP. (NFL/TITANS): 1/1
 HOMETOWN: PRESCOTT, WIS.
 GAMES PLAYED/GAMES STARTED: 0/0 (PLAYOFFS: 0/0)



2010 QUICK STATS

GP/GS: 0/0 • 0 tackles, 0 sacks, 0 QB, 0 INT, 0 PD, 0 FF, 0 FR

PRO: Nick Schommer, a seventh-round draft choice in 2009, spent his entire rookie season on the practice squad. Entering his second season, the former North Dakota State standout has the opportunity to provide contributions on special teams and depth in the secondary. Schommer has a reputation for being an alert, physical defensive back with good range.

TITANS TIDBITS:

- Schommer is an avid golfer who is working to lower his 11 handicap.
- During the summer of 2008, Schommer interned in the information technology department at Microsoft's facility in Fargo, N.D.
- As a redshirt freshman, in addition to playing on the football team, Schommer played catcher and outfield for the baseball team.

CAREER TRANSACTIONS:

- The Prescott, Wis., native was selected by the Titans in the seventh round (242nd overall) of the 2009 NFL Draft.

SEASON RECAPS:

2009 (0/0): Spent all 17 weeks of his rookie season on the Titans' practice squad.

COLLEGE:

- During a four-year career at North Dakota State, the two-time team captain tallied 186 tackles, one sack, 6.5 tackles for loss, 13 interceptions, 33 passes defended and one forced fumble in 41 games (41 starts). His interception total tied for third on the school's all-time career list.
- As a senior (2008), started 10 games and earned first-team All-Missouri Valley Football Conference honors after posting three interceptions, 54 tackles (fifth on team), 4.5 tackles for loss, 12 passes defended and one sack. Ranked fourth in league in interceptions. Added third-team Associated Press FCS All-America honors.
- As a junior (2007), started all 11 games at free safety and led team with four interceptions (second in conference). Team captain finished third on squad with career-high 64 total tackles. Named first-team All-Great West by media.
- As a sophomore (2006), started nine games and led Bison with three interceptions. Added 36 tackles, two tackles for loss and seven passes

defensed. Missed final two games with injury.

- As a freshman (2005), started all 11 games and recorded 32 tackles, three interceptions and six passes defended.
- Also played catcher and outfield on baseball team as redshirt freshman, hitting .250 with 15 RBI, nine runs scored, six doubles, four stolen bases, one triple and one home run in 30 starts.
- Redshirted in 2004.
- Graduated in May 2009 with degree in management information systems.

PERSONAL:

- Single, splits time between Nashville and Prescott, Wis.
- At Prescott (Wis.) High School, named first-team All-State by *Milwaukee Journal Sentinel* and honorable mention All-State by Associated Press and Wisconsin Football Coaches Association. Was two-time first-team All-Conference, All-Northwest Region and team MVP, performing at both running back and defensive back. Totaled 111 carries for 958 yards and 11 touchdowns on offense while recording 124 tackles, two interceptions and three forced fumbles on defense.
- Also competed in baseball, making first-team All-State at catcher.
- Lists golf, video games, hunting and fishing as his hobbies.
- List of favorites: (movie) "Blow"; (TV show) "Nip/Tuck"; (actor) Johnny Depp; (music artists) Garth Brooks, Kenny Chesney, Eminem and Nickelback; (school subjects) computer classes and bowling; (car) Cadillac CTS; (video game) Call of Duty; (magazine) Golf Magazine; (food) seafood; and (sports hero) Brett Favre.
- Born Nicholas James Schommer (pronounced SHOW-mer) on Jan. 3, 1986 in Red Wing, Minn.

NICK SCHOMMER'S NFL STATISTICS

REGULAR SEASON		TACKLES										INTERCEPTIONS					FUMBLES			
Year	Team	GP	GS	Tot	Solo	Asst	Sk	Yds	QBP	TFL	No	Yds	Lg	TD	PD	FF	FR	Yds	SpT	
2009	Tennessee	0	0	Practice Squad																
NFL Totals		0	0	0	0	0	0.0	0.0	0	0	0	0	-	0	0	0	0	0	0	

73



JAKE SCOTT

GUARD • 6'5" • 295 lbs • COLLEGE: IDAHO

ACQUIRED: UFA - 2008 (IND) • NFL EXP. (NFL/TITANS): 7/3

HOMETOWN: LEWISTON, IDAHO

GAMES PLAYED/GAMES STARTED: 92/89 (PLAYOFFS: 9/9)



2010 QUICK STATS

GP/GS: 0/0

SUPER BOWLS



2006

PRO: Jake Scott is a tenacious, hard-nosed blocker that has been a durable player, starting all 16 games each of the last five seasons. The seventh-year pro has the ability to play either guard position and has even started three games at right tackle during his career. The Idaho product is a seasoned veteran of the postseason having qualified for the playoffs in five of his first six seasons in the NFL, including winning a Super Bowl with the Colts in 2006.

CAREER HIGHLIGHTS:

- In 2009, Scott was a member of an offensive line that blocked for the NFL's second-best rushing attack (162.0 yards per game) and opened holes for Chris Johnson who became just the sixth player in NFL history to rush for 2,000 yards. Also, part of an offensive front that allowed just 16 sacks, the second fewest in the NFL.
- In 2006, Scott started all 16 regular season games at right guard for the Super Bowl XLI champions and helped the offensive line surrender a league-low 15 sacks, the third consecutive season the team accomplished the feat.

TITANS TIDBITS:

- Scott, a former walk-on at the University of Idaho, started 45 games during his four-year collegiate career. He is one of just two Vandals players since 2001 to be selected in the NFL Draft when the Colts picked him in the fifth round in 2004.
- Scott wasted no time meeting and greeting the Titans faithful as he took part in Titans Caravan 2008, visiting fans in Martin, Dyersburg and Dyer. Scott's Caravan schedule also took him to Kentucky with stops in Mayfield, Princeton and Paducah.

CAREER TRANSACTIONS:

- A native of Lewiston, Idaho, Scott was originally drafted by the Colts in the fifth round (141st overall) of the 2004 NFL Draft.
- Signed with the Titans as an unrestricted free agent on March 10, 2008.

SEASON RECAPS:

2009 (16/16 - Tennessee): In his second season with the Titans, started all 16 games at right guard. Member of an offensive line that blocked for the NFL's second-best rushing attack (162.0 yards per game) and opened holes for Chris Johnson who became just the sixth player in NFL history to rush for 2,000 yards. Part of an offensive front that allowed just 16 sacks, the second fewest in the NFL. Helped open holes for Titans' rushers to gain 305 rushing yards, the second most yards on the ground in franchise history, against Jacksonville (11/1/09).

- Against Houston (9/20), helped open holes for the Titans to gain 240 yards on the ground, including a then career-best 197 rushing yards from Chris Johnson.
- Against Jacksonville (11/1), blocked for Titans' rushers to gain 305 rushing yards, the second most yards on the ground in franchise history. Part of an offensive front that did not allow a sack on 18 pass attempts in the Titans' 30-13 victory. Helped Chris Johnson set the franchise record with 228 rushing yards.
- Against Arizona (11/29), was a part of an offensive front that helped the unit amass 532 total yards in the Titans' 20-17 come-from-behind victory.
- At Seattle (1/3), was a member of an offensive front that opened holes for Chris Johnson to gain 134 yards on the ground, allowing him to surpass 2,000 rushing yards for the season. Part of an offensive line that did not allow a sack on 28 pass attempts in the Titans' season-ending 17-13

victory.

2008 (16/16, 1/1 - Tennessee): Started all 16 games at right guard and was a part of an offensive line that allowed an NFL-low 12 sacks in 2008. Member of an offensive line that opened holes for Titans' rushers to gain a franchise-record 332 rushing yards at Kansas City (10/19/08). Part of an offensive front that did not allow a sack for five consecutive games (9/21/08 – 10/27/08).

- At Baltimore (10/5), member of an offensive line that did not allow a sack on 32 pass attempts in the Titans' 13-10 comeback victory over the Ravens. Marked the third consecutive game the front did not allow a sack.
- At Kansas City (10/19), member of an offensive front that opened holes for Tennessee ball carriers to rush for a franchise-record 332 rushing yards in the Titans' commanding 34-10 road victory over the Chiefs. Part of an offensive line that did not allow a sack for the fourth straight game.
- Against Indianapolis (10/27), part of an offensive line that did not allow a sack despite 37 pass attempts in the Titans' 31-21 victory over the Colts on Monday Night Football.
- At Detroit (11/27), member of an offensive front that blocked for Titans' ball carriers to gain 292 yards on the ground in the Titans' commanding 47-10 victory over the Lions on Thanksgiving.
- Against Pittsburgh (12/21), part of an offensive front that helped amass 322 total yards, the most against Pittsburgh in 2008, in the Titans' 31-14 victory.
- In Divisional playoffs against Baltimore (1/10), helped the Titans offense amass 391 total yards.

2007 (16/16, 1/1 - Indianapolis): Started all 16 games, 15 at right guard and one at right tackle (at Atlanta, 11/22).

- Part of an offensive line that allowed 23 sacks in 2007, ranking 5th in AFC and 7th in NFL in fewest sacks allowed.
- Against San Diego (1/13), started at right guard in Divisional Playoff loss to the Chargers.

2006 (16/16, 4/4 - Indianapolis): Started all 16 regular season games at right guard for the Super Bowl XLI champions and helped the offensive line surrender a league-low 15 sacks, the third consecutive season the team accomplished the feat.

- Started all four postseason contests at right guard – against Kansas City in the Wild Card playoffs (1/6), at Baltimore in the Divisional Playoffs (1/13), against New England in the AFC Championship (1/21), and against Chicago in Super Bowl XLI (2/4) – and helped the club average 151.0 rushing yards per game and hold 35:02 time of possession average.

2005 (16/16, 1/1 - Indianapolis): Started all 16 regular season games for the first time in his career, including 14 starts at right guard and two at right tackle (12/24 at Seattle and 1/1 vs. Arizona).

- Member of an offensive front that surrendered league-low 20 sacks.
- Part of an offensive line that helped Edgerrin James produce 1,506 rushing yards, his fourth career 1,500+ season, including nine 100+ games.
- Started at right guard in Divisional Playoff loss against Pittsburgh (1/15).

2004 (12/9, 2/2 - Indianapolis): Named to the Football Digest NFL All-Rookie team. Started nine of 12 outings and was active but did not play first four contests. Made his first career start at right guard at Kansas City (10/31), before starting at left guard against Houston (11/14). Started at right guard in the final seven games of season. Appeared as a reserve on special teams against Oakland (10/10), against Jacksonville (10/24) and

against Minnesota (11/8).

- Part of an offensive front that helped club set franchise records in net yards (6,475), points scored (522), touchdowns (66) and first downs (379).
- Member of an offensive line that surrendered 14 sacks, tying league low.
- Started at right guard in both postseason contests, against Denver in the Wild Card round (1/9) and at New England in the Divisional Playoffs (1/16).

COLLEGE:

- Four-year player who started 45 career games at right tackle for Idaho.
- Named second-team All-Sun Belt Conference. Started 12 games as senior for the Vandals and had 69 knockdown blocks for offense that averaged 381.4 yards per game. Posted a season-best 10 knockdowns against Arkansas State.
- Started 12 games as junior and had 60 knockdowns as offense averaged 404.6 yards per game. Had 10 knockdowns against San Diego State and seven against Arkansas State.
- Started 10 games as sophomore and had 48 knockdowns and allowed only two sacks on offense that averaged 462.9 yards per game, the nation's sixth-best total.
- Former walk-on started 11 games as freshman on offense that averaged 453.2 yards per game and redshirted in 1999.

PERSONAL:

- Single, splits time between Nashville and Lewiston, Idaho.
- Attended Lewiston High School where he played on the offensive line for all four seasons.
- Was also a member of his high school track and field team, participating in the shot put and discus.
- Graduated from the University of Idaho in the fall of 2003 with a degree in civil engineering.
- Enjoys hunting, fishing and golfing in the offseason.
- List of favorites: (movie) "The Godfather"; (TV Show) "Entourage"; (actor) Jeffrey Gorman; (school subject) math; (car) Corvette; (food) fried chicken.
- Born Jake Ross Scott, the son of Paul and Teresa Scott, on April 16, 1981 in Lewiston, Idaho.

JAKE SCOTT'S NFL STATISTICS

REGULAR SEASON

Year	Team	GP	GS
2004	Indianapolis	12	9
2005	Indianapolis	16	16
2006	Indianapolis	16	16
2007	Indianapolis	16	16
2008	Tennessee	16	16
2009	Tennessee	16	16
NFL Totals		92	89



PLAYOFFS

Year	Team	GP	GS
2004	Indianapolis	2	2
2005	Indianapolis	1	1
2006	Indianapolis	4	4
2007	Indianapolis	1	1
2008	Tennessee	1	1
Playoff Totals		9	9

Starts Breakdown:

2004 - RG 8, LG 1; 2005 - RG 14, RT 2; 2006 - RG 16; 2007 - RG 15, RT 1; 2008 - RG 16; 2009 - RG 16

11

CHRIS SIMMS

QUARTERBACK • 6'4" • 220 lbs • COLLEGE: TEXAS
 ACQUIRED: FREE AGENT - 2010 • NFL EXP. (NFL/TITANS): 8/2
 HOMETOWN: RAMAPO, N.J.
 GAMES PLAYED/GAMES STARTED: 23/16 (PLAYOFFS: 1/1)



2010 QUICK STATS

GP/GS: 0/0 • 0 of 0 for 0 yds, 0 TDs and 0 INTs • 0 rushes for 0 yards, 0 TDs

PRO: Chris Simms is a savvy signal caller that will battle for a backup quarterback spot with the Titans in 2010. The left-handed veteran possesses an accurate arm and solid poise in the pocket. The former third-round pick is fully-recovered from a serious spleen injury suffered in 2006.

CAREER HIGHLIGHTS:

- In 2005, played in 11 games with 10 starts and completed 191 of 313 pass attempts for 2,035 yards with 10 touchdowns and seven interceptions for a passer rating of 81.4. Set a Buccaneers postseason record with 25 completions and 38 pass attempts in NFC Wild Card game against Washington (1/7).

TITANS TIDBITS:

- Simms is the son of former New York Giants star and 1987 Super Bowl MVP Phil Simms, who is CBS' lead commentator for NFL games. Other NFL father/son quarterback combos: Griese - Bob (father) and Brian (son), Kemp - Jack (father) and Jeff (son), Manning - Archie (father) and Eli (son) and Peyton (son), Nix - Emery (father) and Kent (son).
- Simms' brother, Matt, is a junior quarterback competing for the starting spot with the University of Tennessee this season. Matt transferred into the Volunteers program from El Camino Community College in California.

CAREER TRANSACTIONS:

- The Ramapo, N.J., native was originally selected by the Tampa Bay Buccaneers in the third round (97th overall) in the 2003 NFL Draft.
- Released by the Buccaneers on Aug. 31, 2008 and signed by the Titans on Sept. 10, 2008. Was released by the Titans on Oct. 4, 2008 before being resigned two days later.
- Signed with the Denver Broncos as an unrestricted free agent on March 5, 2009.
- Released by the Broncos on March 15, 2010 and was signed by the Titans as a free agent on April 19, 2010.

SEASON RECAPS:

2009 (3/1 - Denver): Appeared in three games with one start and completed five of 17 passes for 23 yards with an interception.

- Against San Diego (11/22), started at quarterback and completed two of four passes for 10 yards before being replaced in the second quarter.

2008 (1/0 - Tennessee): Signed by the Titans as a free agent on Sept. 10, 2008 before being released on Oct. 4, 2008. Was re-signed by the Titans on Oct. 6, 2008 and appeared in the regular season finale. Was inactive for 10 games and served as the team's primary backup for three contests.

- At Indianapolis (12/28), saw action on the Titans' final series and completed one of two passes for seven yards.

2007 (0/0 - Tampa Bay): Inactive for the first five contests before being placed on injured reserve on Oct. 10, 2007.

2006 (3/3 - Tampa Bay): Started first three games before suffering a spleen injury in Week 3 vs. Carolina (9/24). Completed 58 of 106 pass attempts for 585 yards with one touchdown and seven interceptions. Started three contests (vs. Baltimore, at Atlanta and vs. Carolina) and inactive for four others (at New Orleans, vs. Cincinnati, vs. Philadelphia and at N.Y. Giants). Placed on injured reserve on Nov. 3, 2006 because of splenectomy.

- At Atlanta (9/17), passed for career-high 313 yards on 28 of 53 attempts

(career-high) with three interceptions.

- Against Carolina (9/24), completed 13 of 24 passes for 139 yards with one touchdown along with one interception. Suffered a ruptured spleen during the game, but completed the contest. Underwent emergency splenectomy immediately following the game.

2005 (11/10, 1/1 - Tampa Bay): Played in 11 games with 10 starts and also started playoff game. Completed 191 of 313 pass attempts for 2,035 yards with 10 touchdowns and seven interceptions for a passer rating of 81.4. Led the Buccaneers to back-to-back last-minute wins (vs. Washington and at Atlanta), along with an overtime win vs. Atlanta. Set new team postseason record with 25 completions and 38 pass attempts in NFC Wild Card game vs. Washington (1/7).

- At San Francisco (10/30), started his first game of the year and completed 21 of 34 pass attempts for 264 yards, with one touchdown and two interceptions. Completed a career-long 78-yard touchdown to WR Joey Galloway.

- Against Washington (11/13), Named the FedEx Air NFL Player of the Week after completing 15 of 29 pass attempts for career-high 279 yards and career-best three touchdowns for a passer rating of 119.8.

- Against Atlanta (12/24), led the team to a come-from-behind overtime win by completing a career-high 29 of 42 pass attempts for a career-high 285 yards, two touchdowns and two interceptions for a passer rating of 83.9.

2004 (5/2 - Tampa Bay): Played in five games with two starts completed 42 of 73 pass attempts (57.5%) for 467 yards with one touchdown and three interceptions on the season.

- At New Orleans (10/10), made his first career start and completed five of eight pass attempts for 68 yards before leaving the game with a shoulder injury.

2003 (0/0 - Tampa Bay): Inactive for all 16 games. Played in five preseason games, leading the team in touchdown passes with four. Finished the preseason completing 27 of 42 passes for 239 yards and four touchdowns for a passer rating of 101.2.

COLLEGE:

- Established himself as one of the most successful signal callers in Longhorns history. Played in 43 games and started 32 during his career and completed 535 of 911 pass attempts (58.7%) for 7,097 yards, 58 touchdowns and 31 interceptions. Is the Texas' record holder for career completion percentage (58.7%) and pass efficiency rating (138.36). Ranks second on the school's career touchdown passes chart (58) and fourth on the school's career passing yards (7,097), total offense (7,960) and completions (535) lists.

- Started all 13 games as a senior and completed 235 of 396 passes (59.3%) for 3,207 yards and a school-record 26 touchdowns. Also rushed for four scores and set a school single-season record with 30 combined touchdowns.

- As junior, started 12 games and completed 214 of 362 passes for 2,603 yards (No. 2 on UT's single-season list) and a school-record 22 touchdowns. Also rushed for six scores.

- As sophomore, played in 11 games in 2000, including the Holiday Bowl, and started six contests. Completed 67 of 117 passes (57.3 percent) for 1,064 yards and eight touchdowns. Posted a Big XII-leading 144.25 pass efficiency rating and helped lead a passing attack that set a UT single-season record and ranked 14th nationally (293.5 ypg).

- In 1999, primarily served as the backup quarterback and played in seven games, including the Cotton Bowl.
- Majored in history at Texas.

PERSONAL:

- Married Danielle just prior to training camp in 2004. The couple has a daughter Charlotte Elizabeth.
- Named the 1998 USA Today National Offensive Player of the Year and a First-Team All-USA selection. Rated as the top quarterback on the 1998 Parade All-American team. Named USA Today's New Jersey Player of the Year (1998). One of only three players to be named to the prestigious Heisman High School (Tri-State) All-Star team twice (1997-1998).
- A two-time first-team All-State performer. Listed among Gatorade Circle of Champions as the 1998 New Jersey Player of the Year. Also rated as the New Jersey Player of the Year by USA Today and The Associated Press. Completed 381 of 640 passes for 7,055 yards and 63 touchdowns (13 interceptions) in 39 career games.
- In 2006 and 2007, explored Busch Gardens, Big Cat Rescue, the Florida Aquarium and Lowry Park Zoo with kids from The Children's Home through the "Wild Adventures Program," which he created in 2006 out of his love for children and animals.
- Participated in the NFL/United Way Hometown Huddle, where he

distributed information in downtown Tampa about how to get involved in the United Way's local volunteer program.

- Participated in local "Taste of the NFL" event, which benefited America's Second Harvest Food Bank. Participated in the Play It Smart Football Clinic at Princeton University during the offseason in 2004, which was hosted by then-teammate Jason Garrett.
- Born Christopher David Simms on Aug. 29, 1980 in Ridgewood, New Jersey.

SIMMS' GAME-BY-GAME

2004 Tampa Bay Buccaneers

Date	Opp	W/L	P/S	PASSING											RUSHING				
				Att	Cmp	Pct	Yds	Yds/Att	TD	Int	Lg	Sk	Lst	Rating	Att	Yds	Avg	Lg	TD
Sept 19	Sea	L	p	32	21	65.6	175	5.5	0	1	35	4	20	66.5	4	13	3.3	12	0
Oct 3	Den	L	p	1	0	0.0	0	0.0	0	0	0	0	0	39.6	0	0	0.0	0	0
Oct 10	@ NO	W	S	8	5	62.5	68	8.5	0	0	22	1	8	89.6	0	0	0.0	0	0
Nov 21	SF	W	p	0	0	0.0	0	0.0	0	0	0	1	10	-	0	0	0.0	0	0
Jan 2	@ Arz	L	S	32	16	50.0	224	7.0	1	2	75t	4	37	57.3	3	1	0.3	2	0
Totals		5-11	5/2	73	42	57.5	467	6.4	1	3	75t	10	75	64.1	7	14	2.0	12	0

* Inactive for regular season opener on Sept. 12 and four straight games from Oct. 18 - Nov. 14. Did not play as backup on Sept. 26 and five straight games from Nov. 28 - Dec. 26.

2005 Tampa Bay Buccaneers

Date	Opp	W/L	P/S	PASSING											RUSHING				
				Att	Cmp	Pct	Yds	Yds/Att	TD	Int	Lg	Sk	Lst	Rating	Att	Yds	Avg	Lg	TD
Oct 16	Mia	W	p	10	6	60.0	69	6.9	0	0	22	2	24	80.8	0	0	0.0	0	0
Oct 30	@ SF	L	S	34	21	61.8	264	7.8	1	2	78t	5	32	71.2	3	18	6.0	10	0
Nov 6	Car	L	S	42	25	59.5	259	6.2	1	2	50t	6	33	65.5	0	0	0.0	0	0
Nov 13	Was	W	S	29	15	51.7	279	9.6	3	0	46	0	0	119.8	3	5	1.7	3	0
Nov 20	@ Atl	W	S	19	11	57.9	118	6.2	0	1	27	0	0	54.3	3	10	3.3	6	0
Nov 27	Chi	L	S	30	19	63.3	202	6.7	0	0	39	4	34	82.9	1	-1	-1.0	-1	0
Dec 4	@ NO	W	S	21	12	57.1	123	5.9	1	0	30t	1	8	90.0	4	-3	-0.8	0	0
Dec 11	@ Car	W	S	27	20	74.1	138	5.1	0	0	17	1	5	85.1	1	-1	-1.0	-1	0
Dec 17	@ NE	L	S	34	21	61.8	155	4.6	0	0	22	7	47	72.5	1	-1	-1.0	-1	0
Dec 24	Atl	W	S	42	29	69.0	285	6.8	2	2	30	2	15	83.9	1	2	2.0	2	0
Jan 1	NO	W	S	25	12	48.0	143	5.7	2	0	24	1	7	92.6	2	2	1.0	2	0
Totals		11-5	11/10	313	191	61.0	2,035	6.5	10	7	78t	29	205	81.4	19	31	1.6	10	0

Playoffs

Jan 7	Was	L	S	38	25	65.8	198	5.2	0	2	24	3	30	56.7	3	11	3.7	6	1
Totals		0-1	1/1	38	25	65.8	198	5.2	0	2	24	3	30	56.7	3	11	3.7	6	1

* Did not play as backup in first five games from Sept. 11 - Oct. 9.

2006 Tampa Bay Buccaneers

Date	Opp	W/L	P/S	PASSING											RUSHING				
				Att	Cmp	Pct	Yds	Yds/Att	TD	Int	Lg	Sk	Lst	Rating	Att	Yds	Avg	Lg	TD
Sept 10	Bal	L	S	29	17	58.6	133	4.6	0	3	27	2	20	30.5	1	3	3.0	3	0
Sept 17	@ Atl	L	S	53	28	52.8	313	5.9	0	3	55	1	2	47.1	1	3	3.0	3	0
Sept 24	Car	L	S	24	13	54.2	139	5.8	1	1	27	1	10	67.9	2	1	0.5	2t	1
Oct 8	@ NO	L	IA																
Oct 15	Cin	W	IA																
Oct 22	Phi	W	IA																
Oct 29	@ NYG	L	IA																
Nov 5	NO																		
Totals		4-12	3/3	106	58	54.7	585	5.5	1	7	55	4	32	46.3	4	7	1.8	3	1

Placed on injured reserve on Nov. 4

2008 Tennessee Titans

Date	Opp	W/L	P/S	PASSING											RUSHING				
				Att	Cmp	Pct	Yds	Yds/Att	TD	Int	Lg	Sk	Lst	Rating	Att	Yds	Avg	Lg	TD
Dec 28	@ Ind	L	p	2	1	50.0	7	3.5	0	0	7	1	10	58.3	0	0	0.0	0	0
Totals		13-3	1/0	2	1	50.0	7	3.5	0	0	7	1	10	58.3	0	0	0.0	0	0

* Signed on Sept. 10 following the regular season opener and did not play in three games from Sept. 14 - Sept. 28. Released Oct. 4 and re-signed Oct. 6. Inactive for 10 straight games from Oct. 19 - Dec. 21.

SIMMS' GAME-BY-GAME CONT.

2009 Denver Broncos		PASSING														RUSHING				
Date	Opp	W/L	P/S	Att	Cmp	Pct	Yds	Yds/Att	TD	Int	Lg	Sk	Lst	Rating	Att	Yds	Avg	Lg	TD	
Nov 15	@ Was	L	p	13	3	23.1	13	1.0	0	1	7	3	21	7.5	0	0	0.0	0	0	
Nov 22	SD	L	S	4	2	50.0	10	2.5	0	0	7	2	18	56.3	0	0	0.0	0	0	
Dec 6	@ KC	W	p	0	0	0.0	0	0.0	0	0	0	0	0	0.0	3	-4	-1.3	-1	0	
Totals		8-8	3/1	17	5	29.4	23	1.4	0	1	7	5	39	15.1	3	-4	-1.3	-1	0	

* Did not play as the backup in the other 12 games.

CHRIS SIMMS' NFL STATISTICS

REGULAR SEASON			PASSING												RUSHING				
Year	Team	GP/GS	Att	Cmp	Pct	Yds	Yd/Att	TD	INT	Lg	Sk	Yds	Rat	Att	Yds	Avg	Lg	TD	
2003	TB	0/0	0	0	-	0	-	0	0	0	0	0	-	0	0	-	0	0	
2004	TB	5/2	73	42	57.5	467	6.4	1	3	75	10	75	64.1	7	14	2.0	12	0	
2005	TB	11/10	313	191	61.0	2,035	6.5	10	7	78t	29	205	81.4	19	31	1.6	10	0	
2006	TB	3/3	106	58	54.7	585	5.5	1	7	55	4	32	46.3	4	7	1.8	3	1	
2007	TB																		
2008	Tenn.	1/0	2	1	50.0	7	3.5	0	0	7	1	10	58.3	0	0	-	0	0	
2009	Den.	3/1	17	5	29.4	23	1.4	0	1	7	5	39	15.1	3	-4	-1.3	-1	0	
NFL Totals		23/16	511	297	58.1	3,117	6.1	12	18	78t	49	361	69.1	33	48	1.5	12	1	

Career record as starter: 7-9 (.438)

PLAYOFFS			PASSING												RUSHING				
Year	Team	GP/GS	Att	Cmp	Pct	Yds	Yd/Att	TD	INT	Lg	Sk	Yds	Rat	Att	Yds	Avg	Lg	TD	
2005	TB	1/1	38	25	65.8	198	5.2	0	2	24	3	30	56.7	3	11	3.7	6	1	
Playoff Totals		1/1	38	25	65.8	198	5.2	0	2	24	3	30	56.7	3	11	3.7	6	1	


Single-Game Highs

Attempts - 53 at Atlanta (9/17/06)
 Completions - 29 vs. Atlanta (12/24/05)
 Passing Yards - 313 at Atlanta (9/17/06)
 Touchdown Passes - 3 vs. Washington (11/13/05)
 Long Completion - 78t at San Francisco (10/30/05)
 Passer Rating - 119.8 vs. Washington (11/13/05)
 Rushing Attempts - 4 (twice, last at New Orleans 12/4/05)
 Rushing Yards - 18 at San Francisco (10/30/05)
 Rushing Touchdowns - 1 vs. Carolina (9/19/04)
 Long Rush - 12 vs. Seattle (9/19/04)

Playoff Single-Game Highs

Attempts - 38 vs. Washington (1/7/06)
 Completions - 25 vs. Washington (1/7/06)
 Passing Yards - 198 vs. Washington (1/7/06)
 Touchdown Passes - none
 Long Completion - 24 vs. Washington (1/7/06)
 Passer Rating - 56.7 vs. Washington (1/7/06)
 Rushing Attempts - 3 vs. Washington (1/7/06)
 Rushing Yards - 11 vs. Washington (1/7/06)
 Rushing Touchdowns - 1 vs. Washington (1/7/06)
 Long Rush - 6 vs. Washington (1/7/06)

7



RUSTY SMITH

QUARTERBACK • 6'5" • 226 lbs • COLLEGE: FLORIDA ATLANTIC
 ACQUIRED: 6TH ROUND - 2010 • NFL EXP.: ROOKIE
 HOMETOWN: JACKSONVILLE, FLA.
 GAMES PLAYED/GAMES STARTED: 0/0 (PLAYOFFS: 0/0)



2010 QUICK STATS

GP/GS: 0/0 • 0 of 0 for 0 yds, 0 TDs and 0 INTs • 0 rushes for 0 yards, 0 TDs

PRO: The Titans used their first of two sixth-round selections in 2010 on Florida Atlantic quarterback Rusty Smith, a strong-armed signal caller with solid vision and pocket awareness. The three-and-a-half year starter for the Owls can make all the throws and excels as a passer outside of the pocket. He enters the NFL having led Florida Atlantic to their first two Bowl Game appearances in school history. Smith will compete for a backup job in training camp.

CAREER HIGHLIGHTS:

- As a sophomore, Smith was named 2007 Sun Belt Player of the Year and set FAU records for a season with 3,688 passing yards and 32 touchdowns. He led the Owls to their first ever Bowl appearance, a victory against Memphis in the New Orleans Bowl.
- In 2008, Smith was named the team MVP after starting all 13 games and completing 234 of 435 passes for 3,224 yards with 24 touchdowns. Led his team to the Motor City Bowl where he captured MVP honors.

TITANS TIDBITS:

- When he was in high school Smith began attending the same church in Jacksonville as Denver Broncos quarterback Tim Tebow. The two signal callers know each other and have worked out together.
- Smith's parents, Russell and Melody, own two restaurants called Russ-Doe's Sandwich Shops in Jacksonville. He grew up working in the restaurants and still helps out when he is in town. One of the most popular sandwiches is the "Russ-Doe's Special," which includes ground beef, small diced onions with the family's "special" ingredient. Only a handful of people actually know what the ingredient is.
- Smith became the first player ever drafted out of Florida Atlantic when the Titans selected him in the sixth round of the 2010 NFL Draft.

CAREER TRANSACTIONS:

- The Jacksonville, Fla., native was selected by the Titans with their first of two sixth-round picks (176th overall) in the 2010 NFL Draft.

COLLEGE:

- Smith became the most prolific passer in Florida Atlantic football history during his four-year career with the Owls. He amassed school records with 10,112 passing yards, 768 completions and 76 touchdowns. He led the Owls to back-to-back Bowl appearances for the first time from 2007-2008.

AS A SENIOR (2009), saw action in only seven games after suffering an injury to his non-throwing shoulder. Completed 145 of 253 passes for 1,915 yards with 14 touchdowns and five interceptions. Became one of just 50 players nationally to throw for more than 10,000 career passing yards. Also became the FAU career record holder in pass attempts (1,361), completions (768), passing yards (10,112) and touchdowns (76).

- Against Louisiana-Monroe (9/26), completed 30 of 50 passes for 347 yards and two touchdowns. Connected on touchdown passes of 18 and five yards in the second half.
- At North Texas (10/17), connected on 21 of 40 passes for 308 yards with three touchdowns. Scored on a 17-yard touchdown run in the second quarter.
- At Louisiana-Lafayette (10/24), completed 18 of 28 passes for 359 yards with four touchdowns. Tallied a season-best 70-yard touchdown pass in the opening stanza. Notched a 60-yard touchdown toss in the third quarter.

AS A JUNIOR (2008), named the team MVP after starting all 13 games and completing 234 of 435 passes for 3,224 yards with 24 touchdowns and 14

interceptions. Was a two-time Sun Belt Player of the Week recipient and also earned Palm Beach County Amateur Athlete of the Year.

- Against North Texas (11/8), passed for 237 yards and four touchdowns in victory. Completed touchdown tosses of 13, 16, three and 57 yards.
- Against Louisiana-Lafayette (11/15), earned Sun Belt Player of the Week honors after completing 17 of 26 passes for 290 yards with four touchdowns.
- Against Florida International (11/29), collected Sun Belt Player of the Week honors after connecting on 25 of 50 passes for 389 yards with a career-best tying five touchdowns in an overtime victory. Connected on an 18-yard touchdown pass with 18 seconds remaining to send the game in overtime. Gave FAU the win with a nine-yard touchdown toss in overtime.
- Against Central Michigan (12/26), earned Motor City Bowl MVP honors after throwing for 306 yards and two touchdowns in the victory.

AS A SOPHOMORE (2007), named 2007 Sun Belt Player of the Year after setting numerous school records including passing yards in a season (3,688) and touchdowns in a season (32). Was named Sun Belt Player of the Week four times and set a conference record with 3,688 passing yards. Received the Palm Beach County Sports Commission's Amateur Athlete of the Year award.

- Against Minnesota (9/15), led FAU to the program's and Sun Belt Conference's first win against a Big Ten team. Completed 22 of 44 passes for a career-high 463 yards with five touchdowns. Also named Sun Belt Offensive Player of the Week and National Player of the Week by USAToday.com.
- At Florida International (11/24), named Sun Belt Offensive Player of the Week after throwing for 330 yards and four touchdowns.
- Against Memphis (12/21), named New Orleans Bowl MVP after completing 25 of 32 passes for 336 yards and five touchdowns.

AS A FRESHMAN (2006), played in 12 games with four starts and accumulated 1,285 passing yards with six touchdowns. Was named the opening day starter against Clemson for playing in a backup role for the next eight games. Started the final three games leading the team to two victories.

- Against Troy (11/11), completed 24 of 37 passes for 312 yards with two touchdowns.

AS A REDSHIRT FRESHMAN (2005), had a strong first fall of practice. Traveled with the team and worked with the coaches. Split time starting under first team center in the spring of 2006.

- Majored in Information Management Systems at Florida Atlantic.

PERSONAL:

- Married to Nicole and the couple splits time between Nashville and Jacksonville, Fla.
- Attended Sandalwood High School (Jacksonville, Fla.) and lettered in football and baseball.
- As a senior, completed 105 passes in 176 attempts for 1,800 yards and 21 touchdowns, with just three interceptions. Started for the North in the Jacksonville Shrine All-Star Game.
- Was a three-year letterwinner in baseball as a pitcher.
- Enjoys the outdoors including hunting, fishing, four-wheeling, golf, volleyball and biking.
- Was a youth leader for high school students for three years at Boca Raton Community Center.
- List of favorites: (movie) "Shawshank Redemption", "Gladiator", "Pirates of Caribbean"; (TV show) anything on ESPN; (actor/actress) Kevin Costner/

Julia Roberts; (music artist) Tim McGraw; (school subject) Math; (video game) none; (food) Macaroni and cheese and Italian; (sports hero) Danny Wuerffel; and (sports team as a child) Atlanta Braves and Indianapolis

Colts.

• Born Russell Edgar Smith on Jan. 28, 1987 in Jacksonville, Fla.

RUSTY SMITH'S COLLEGE STATISTICS

Year	Team	GP/GS	Att	Cmp	PASSING								RUSHING					
					Pct	Yds	Yd/Att	TD	INT	Lg	Sk	Yds	Rat	Att	Yds	Avg	Lg	TD
2006	FAU	12/4	194	108	55.7	1,285	6.6	6	8	54	12	NA	113.3	25	-110	-4.4	3	0
2007	FAU	13/13	479	281	58.7	3,688	7.7	32	9	74t	13	NA	141.6	39	-116	-3.0	3	2
2008	FAU	13/13	435	234	53.8	3,224	7.4	24	14	71	16	NA	127.8	37	-82	-2.2	18	2
2009	FAU	7/7	253	145	57.3	1,915	7.6	14	5	70t	7	NA	135.2	14	-27	-1.9	17	1
College Totals		45/37	1,361	768	56.4	10,112	7.4	76	36	74t	48	NA	132.0	115	-335	-2.9	18	5


Single-Game Highs

Attempts - 54 vs. Louisiana-Monroe (10/27/07)
 Completions - 35 vs. Louisiana-Monroe (10/27/07)
 Passing Yards - 463 vs. Minnesota (9/15/07)
 Touchdown Passes - 5 (three times, last vs. Florida International (11/29/08)
 Long Completion - 74t vs. North Texas (9/22/07)
 Rushing Attempts - 9 vs. Troy (10/7/08)
 Rushing Yards - 30 at North Texas (10/17/09)
 Rushing Touchdowns - 1 (five times, last at North Texas 10/17/09)
 Long Rush - 18 at Western Kentucky (10/18/08)

Additional Statistics

One reception for seven yards (2006)

88



CRAIG STEVENS

TIGHT END • 6'3" • 268 lbs • COLLEGE: CALIFORNIA
ACQUIRED: 3RD ROUND - 2008 • NFL EXP. (NFL/TITANS): 3/3
HOMETOWN: SAN PEDRO, CALIF.
GAMES PLAYED/GAMES STARTED: 28/4 (PLAYOFFS: 1/0)



2010 QUICK STATS

GP/GS: 0/0 • 0 receptions for 0 yards, 0 TDs

PRO: Craig Stevens enters his third NFL season in 2010 and is prepared to increase his role in the Titans offense. Widely considered the best blocking tight end available in the 2008 NFL Draft, he was used as a reserve in that capacity in his first two seasons in addition to being a special teams contributor. He teams with Bo Scaife and Jared Cook in a formidable tight end corps.

CAREER HIGHLIGHTS:

- In 2009, Stevens finished second on the team with 15 special teams tackles.
- Stevens' first NFL reception (nine yards) came at Indianapolis on Dec. 28, 2008.
- Prior to entering the NFL, Stevens recorded a 4.59-second 40-yard dash at the 2008 NFL Scouting Combine.

TITANS TIDBITS:

- He has a younger brother, Eric, who is entering his redshirt freshman year as a fullback at Cal. He has two other brothers, Jeff and Brett, who are firefighters with the L.A. City Fire Department.
- Stevens entered the NFL with one class remaining to obtain his degree in legal studies. He hopes to one day become involved in law enforcement as a detective or FBI agent, following in the footsteps of his father, Mark, a deputy sheriff in L.A. County.
- Stevens switched his jersey number to 19 as a senior at Cal in honor of the late Mario Danelo, a close friend and kicker for the University of Southern California. Danelo, who wore No. 19 for the Trojans, died tragically in January 2007 in the friends' hometown of San Pedro, Calif.
- Stevens was already familiar with the Nashville area before getting drafted by the Titans. He prepared for the scouting combine at D1 Sports Training in Franklin, Tenn.

CAREER TRANSACTIONS:

- The San Pedro, Calif., native was selected by the Titans in the third round (85th overall) of the 2008 NFL Draft.

SEASON RECAPS:

2009 (12/2): In 12 games, finished second on the team with 15 special teams tackles. As a blocking tight end, contributed to Chris Johnson's 2,006-yard rushing season. He was inactive in four games and did not play in two contests.

- Against Houston (9/20), started and helped open holes for Titans' ball carriers to amass 240 yards on the ground.
- Against Buffalo (11/15), tied for the team lead with a career-high four special teams tackles.

2008 (16/2, 1/0): As team's only rookie to play every game, earned two starts as second tight end. Recorded one reception for nine yards and also tied for fifth on the team with 10 special teams tackles.

- Against Jacksonville (9/7), made NFL debut as reserve tight end in season opener.
- Against Green Bay (11/2), made first NFL start at tight end.
- At Indianapolis (12/28), started at tight end and snared first career NFL reception on nine-yard pass.

COLLEGE:

- At Cal, was mainstay on Bears offense, appearing in 50 games (33 starts) in four seasons, one game shy of school record. His superior ability

as a pass protector, run blocker and receiver helped him earn honorable mention All-Pac 10 honors after his sophomore and senior seasons and second-team All-Pac 10 following his junior year. Statistical totals included 51 receptions for 669 yards and seven touchdowns.

- As senior (2007), named honorable mention All-Pac 10 and was recipient of team's Frank J. Schlessinger Coaches award, given to player who demonstrates outstanding athletic ability, academic success and community service. Also earned Cort Majors award as offensive team captain. Started all 13 games and recorded 17 receptions for 204 yards (12.0 avg.) and three touchdowns.
- As junior (2006), named second-team All-Pac 10 after totaling 17 receptions for 239 yards and one touchdown in 13 games (seven starts). Received team's Cort Majors Captain award.
- As sophomore (2005), started every game and earned All-Pac 10 honorable mention recognition. Finished fifth on squad with 13 receptions for 165 yards and two touchdowns.
- As freshman (2004), played in every game and tallied one start, finishing season with four receptions for 61 yards and one touchdown. Earned Academic All-Pac 10 honorable mention.
- Redshirted in 2003 and earned Scout Team Player of the Year.
- Majored in legal studies.

PERSONAL:

- Splits time between Nashville and San Pedro, Calif.
- Played tight end and linebacker at Palos Verdes Peninsula (Rancho Palos Verdes, Calif.) High School. As senior, named All-CIF, All-Area and team's Defensive Player of the Year after recording 127 tackles and four touchdown receptions.
- Cousin, Mike Tully, won silver medal in pole vault at 1984 Summer Olympics.
- List of favorites: (movies) "Legends of the Fall" and "Dumb and Dumber"; (TV show) "Lost"; (music) country, rock and roll, classic rock; (school subject) law classes; (books) mystery novels; (video game) Guitar Hero; (sports teams other than Titans) Oakland Athletics and Golden State Warriors; and (food) cheeseburgers, steak and potatoes.
- Born Craig Chase Stevens on Sept. 1, 1984 in San Pedro, Calif.

STEVENS' GAME-BY-GAME

2008 Tennessee Titans				RECEIVING				
Date	Opp.	W/L	P/S	No	Yds	Avg	Lg	TD
Sept 7	Jax	W	p	0	0	-	-	0
Sept 14	@ Cin	W	p	0	0	-	-	0
Sept 21	Hou	W	p	0	0	-	-	0
Sept 28	Min	W	p	0	0	-	-	0
Oct 5	@ Bal	W	p	0	0	-	-	0
Oct 19	@ KC	W	p	0	0	-	-	0
Oct 27	Ind	W	p	0	0	-	-	0
Nov 2	GB	W	S	0	0	-	-	0
Nov 9	@ Chi	W	p	0	0	-	-	0
Nov 16	@ Jax	W	p	0	0	-	-	0
Nov 23	NYJ	L	p	0	0	-	-	0
Nov 27	@ Det	W	p	0	0	-	-	0
Dec 7	Cle	W	p	0	0	-	-	0
Dec 14	@ Hou	L	p	0	0	-	-	0
Dec 21	Pit	W	p	0	0	-	-	0
Dec 28	@ Ind	L	S	1	9	9.0	9	0
Totals		13-3	16/2	1	9	9.0	9	0
Playoffs								
Jan 10	Bal	L	p	0	0	0.0	-	0
Totals		0-1	1/0	0	0	0.0	-	0

Additional Statistics: 1 kickoff return for 16 yards vs. Minnesota (Sept. 28)

2009 Tennessee Titans				RECEIVING				
Date	Opp.	W/L	P/S	No	Yds	Avg	Lg	TD
Sept 10	@ Pit	L	p	0	0	-	-	0
Sept 20	Hou	L	S	0	0	-	-	0
Sept 27	@ NYJ	L	S	0	0	-	-	0
Oct 4	@ Jax	L	p	0	0	-	-	0
Oct 11	Ind	L	p	0	0	-	-	0
Oct 18	@ NE	L	IA					
Nov 1	Jax	W	IA					
Nov 8	@ SF	W	p	0	0	-	-	0
Nov 15	Buf	W	p	0	0	-	-	0
Nov 23	@ Hou	W	p	0	0	-	-	0
Nov 29	Ari	W	p	0	0	-	-	0
Dec 6	@ Ind	L	p	0	0	-	-	0
Dec 13	StL	W	p	0	0	-	-	0
Dec 20	Mia	W	IA					
Dec 25	SD	L	IA					
Jan 3	@ Sea	W	p	0	0	-	-	0
Totals		8-8	12/2	0	0	-	-	0

Additional Statistics: 1 kickoff return for 14 yards vs. Houston (Sept. 20)

CRAIG STEVENS' NFL STATISTICS

REGULAR SEASON				RECEIVING					RUSHING				
Year	Team	GP	GS	No	Yds	Avg	Lg	TD	Att	Yds	Avg	Lg	TD
2008	Tennessee	16	2	1	9	9.0	9	0	0	0	-	-	0
2009	Tennessee	12	2	0	0	-	-	0	0	0	-	-	0
NFL Totals		28	4	1	9	9.0	9	0	0	0	-	-	0

PLAYOFFS				RECEIVING					RUSHING				
Year	Team	GP	GS	No	Yds	Avg	Lg	TD	Att	Yds	Avg	Lg	TD
2008	Tennessee	1	0	0	0	-	-	0	0	0	-	0	0
Playoff Totals		1	0	0	0	-	-	0	0	0	-	0	0

Single-Game Highs

Receptions - 1 at Indianapolis 12/28/08
 Receiving Yards - 9 at Indianapolis 12/28/08
 Longest Reception - 9 at Indianapolis 12/28/08

Additional Statistics

Kickoff Returns - 1 for 16 yards (2008); 1 for 14 yards (2009)
 Special Team Tackles: 10 (2008), 15 (2009)

76



DAVID STEWART

TACKLE • 6'7" • 318 lbs • COLLEGE: MISSISSIPPI STATE
ACQUIRED: 4TH ROUND - 2005 • NFL EXP. (NFL/TITANS): 6/6
HOMETOWN: MOULTON, ALA.
GAMES PLAYED/GAMES STARTED: 61/61 (PLAYOFFS: 2/2)



2010 QUICK STATS

GP/GS: 0/0

PRO: David Stewart is a physical, hard-nosed tackle that excels at the point of attack. Nicknamed "Big Country," the Alabama native is an intense competitor that mauls defenders in the run game and provides solid protection in the aerial attack. His soft-spoken demeanor and country mannerisms off the field run in sharp contrast with his tough, aggressive presence on the gridiron. After signing a long-term contract extension during the 2008 offseason, he is a fixture on the Titans' offensive front for years to come.

CAREER HIGHLIGHTS:

- In 2009, was a member of an offensive line that blocked for the NFL's second-best rushing attack (162.0 yards per game) and opened holes for Chris Johnson who became just the sixth player in NFL history to rush for 2,000 yards. Also, part of an offensive front that allowed just 16 sacks, the second fewest in the NFL.
- In 2008, Stewart started all 16 games at right tackle for the second consecutive season and was named second-team All-Pro by the Associated Press. Was a part of an offensive line that allowed an NFL-low 12 sacks.

TITANS TIDBITS:

- For the past two offseasons in April, Stewart in connection with Big Buck Properties, participated in the Big Buck Outdoor Games, a charitable bass fishing tournament and turkey hunt to raise money for wounded soldiers. The fundraising effort supported "Huntin' for Heroes" and Paralyzed Veterans of America-Outdoor Recreation Heritage Fund to benefit wounded veterans across the country.
- In the 2008 offseason, Stewart and a few Titans teammates filmed several segments for an outdoors show called "Anything Wild" which aired on The Sportsman's Channel. The production crew followed Stewart while he was turkey hunting and bow fishing.
- In high school, Stewart was nicknamed "Big Country" by friends, which stuck with him through his time at Mississippi State. Many friends and teammates still refer to him by the nickname.
- Stewart was raised near Decatur, Ala., in the small town of Moulton. He was employed on his family's farm for much of his childhood, building fences and working with the cattle and chickens among a variety of daily tasks. He hopes to someday run his own chicken farm.
- Stewart experienced multiple coaching changes during his tenure at Mississippi State. He had two head coaches, three offensive coordinators and four offensive line coaches during his career there.
- His father, Benny, is a truck driver, and his mother, Kathy, is a registered nurse in Moulton.

CAREER TRANSACTIONS:

- The Moulton, Ala., native was selected by the Titans in the fourth round (113th overall) of the 2005 NFL Draft.

SEASON RECAPS:

- 2009 (15/15):** Started 15 games at right tackle. Was inactive at San Francisco (11/8) with an injury. Member of an offensive line that blocked for the NFL's second-best rushing attack (162.0 yards per game) and opened holes for Chris Johnson who became just the sixth player in NFL history to rush for 2,000 yards. Part of an offensive front that allowed just 16 sacks, the second fewest in the NFL. Helped open holes for Titans' rushers to gain 305 rushing yards, the second most yards on the ground in franchise history, against Jacksonville (11/1/09).
- Against Houston (9/20), helped open holes for the Titans to gain 240

yards on the ground, including a then career-best 197 rushing yards from Chris Johnson.

- Against Jacksonville (11/1), blocked for Titans' rushers to gain 305 rushing yards, the second most yards on the ground in franchise history. Part of an offensive front that did not allow a sack on 18 pass attempts in the Titans' 30-13 victory. Helped Chris Johnson set the franchise record with 228 rushing yards.
- Against Arizona (11/29), was a part of an offensive front that helped the unit amass 532 total yards in the Titans' 20-17 come-from-behind victory.
- At Seattle (1/3), was a member of an offensive front that opened holes for Chris Johnson to gain 134 yards on the ground, allowing him to surpass 2,000 rushing yards for the season. Part of an offensive line that did not allow a sack on 28 pass attempts in the Titans' season-ending 17-13 victory.

2008 (16/16, 1/1): Started all 16 games at right tackle for the second consecutive season and was named second-team All-Pro by the Associated Press. Was a part of an offensive line that allowed an NFL-low 12 sacks in 2008. Member of an offensive line that opened holes for Titans' rushers to gain a franchise-record 332 rushing yards at Kansas City (10/19/08). Part of an offensive front that did not allow a sack for five consecutive games (9/21/08 – 10/27/08). Has started 45 consecutive games at right tackle for the Titans.

- At Cincinnati (9/14), helped pave the way for Titans' rushers to gain 177 yards on the ground in the 24-7 road victory.
- At Baltimore (10/5), member of an offensive line that did not allow a sack on 32 pass attempts in the Titans' 13-10 comeback victory over the Ravens. Marked the third consecutive game the front did not allow a sack.
- At Kansas City (10/19), opened holes for Tennessee ball carriers to rush for a franchise-record 332 rushing yards in the Titans' commanding 34-10 road victory over the Chiefs. Part of an offensive line that did not allow a sack for the fourth straight game.
- Against Indianapolis (10/27), part of an offensive line that did not allow a sack despite 37 pass attempts in the Titans' 31-21 victory over the Colts on Monday Night Football.
- At Detroit (11/27), part of an offensive front that blocked for Titans' ball carriers to gain 292 yards on the ground in the Titans' commanding 47-10 victory over the Lions on Thanksgiving.
- At Houston (12/14), member of an offensive front that did not allow a sack on 33 pass attempts. Recovered a Bo Scaife fumble at the Houston 40-yard line late in the fourth quarter.
- Against Pittsburgh (12/21), part of an offensive front that helped amass 322 total yards, the most against Pittsburgh in 2008, in the Titans' 31-14 victory.
- In Divisional playoffs against Baltimore (1/10), helped the Titans offense amass 391 total yards.

2007 (16/16, 1/1): Started all 16 games at right tackle. Helped open holes for Titans' rushers to average 131.8 yards per game, ranking the rushing attack fifth in the NFL. Blocked for LenDale White who registered his first 1,000-yard rushing season (1,110) in his second NFL campaign. Part of an offensive front that finished 14th in the league with 30 sacks allowed.

- At Jacksonville (9/9), member of an offensive front that opened holes for Titans' rushers to gain 282 rushing yards, the second-highest total in franchise history. Pounced on a Vince Young fumble during a third-and-12 play late in the fourth quarter.
- Against Houston (12/2), part of an offensive line that opened holes for

Titans' rushers to gain 153 yards on 29 carries (5.3 avg.) in the Titans' 28-20 victory.

2006 (14/14): Started 14 games at right tackle and helped rushing offense rank third in AFC and fifth in NFL with 2,214 rushing yards, while posting franchise record 4.7-average per carry for season. Also helped pave way for running back Travis Henry to rush for 1,211 yards and Vince Young to become first rookie quarterback in NFL history to exceed 500 rushing yards.

- Was named to USA Today's All-Joe Team.
- Against Indianapolis (12/3), led the way for a rushing offense that posted season-high 219 rushing yards.
- At Buffalo (12/24), opened holes as Titans rushed for 215 rushing yards.

2005 (0/0): Was inactive for all 16 contests.

COLLEGE:

- Totaled 38 starts in 41 career games, including 35 consecutive starts to close his career at Mississippi State. Recorded 218 knockdown blocks and 25 blocks resulting in touchdowns.
- As senior, earned honorable mention All-SEC honors by Associated Press after starting every game at right tackle for third consecutive season. Named offensive captain by teammates and was on field for every snap in all but three contests. Helped offense average 303.2 yards per game. Was presented with team's Bulldog Award, given to player who displays best work ethic, leadership and character.
- As junior, started every game at right tackle and led team's linemen with 79.6 percent grade. Tallied 76 knockdown blocks and nine blocks resulting in touchdowns. Offense averaged 321 yards per game.
- As sophomore, took over right offensive tackle responsibilities, starting every game and grading 82 percent in blocking consistency. Totaled 73 knockdowns and seven blocks resulting in touchdowns while offense averaged 337 yards per game.
- As redshirt freshman, played in six games and totaled three starts, including first career start against Troy State.
- Majored in interdisciplinary studies at Mississippi State.

PERSONAL:

- Married to Cheryl (5/06). The couple has a son named Boone (1) and reside in Nashville.
- Named Class 4A All-State by Birmingham News at Lawrence County (Moulton, Ala.) High School. Played both offensive and defensive tackle positions, totaling 120 tackles and 28 sacks during his junior and senior seasons.
- As senior, also participated in shot put (44-foot long throw) and discuss (120 feet) for track and field team.
- Enjoys fishing in his spare time.
- List of favorites: (kind of music) country music; (video games) James Bond 007; (movie) "Lethal Weapon"; (food) chicken wings; (school subject) poultry science; and (vacation getaway) Dale Hollow Lake in Celina, Tenn.
- Born James David Stewart on Aug. 28, 1982 in Decatur, Ala.

DAVID STEWART'S NFL STATISTICS

REGULAR SEASON

Year	Team	GP	GS
2005	Tennessee	0	0
2006	Tennessee	14	14
2007	Tennessee	16	16
2008	Tennessee	16	16
2009	Tennessee	15	15
NFL Totals		61	61



PLAYOFFS

Year	Team	GP	GS
2007	Tennessee	1	1
2008	Tennessee	1	1
Playoff Totals		2	2

Starts Breakdown:

2006 - RT 14; 2007 - RT 16; 2008 - RT 16; 2009 - RT 15

50



DAVID THORNTON

LINEBACKER • 6'2" • 233 lbs • COLLEGE: NORTH CAROLINA
ACQUIRED: UFA - 2006 (IND) • NFL EXP. (NFL/TITANS): 9/5
HOMETOWN: GOLDSBORO, N.C.
GAMES PLAYED/GAMES STARTED: 121/102 (PLAYOFFS: 9/7)



2010 QUICK STATS

GP/GS: 0/0 • 0 tackles, 0 sacks, 0 QBP, 0 INT, 0 PD, 0 FF, 0 FR

PRO: David Thornton enters his ninth NFL season determined to overcome the physical adversities he faced in 2009. If dedication and professionalism can affect the outcome, the former walk-on at North Carolina could very well resume his role as the team's starting left outside linebacker in his fifth season in Tennessee. A sideline-to-sideline defender who penetrates gaps with tremendous speed, Thornton was remarkably durable during his career prior to 2009, missing just two career games in eight seasons. Equally well-respected on and off the gridiron, he was named the team's 2007 Ed Block Courage Award winner, given to a player on each team who best embodies the principles of sportsmanship and courage. Then, in 2008, he was voted the club's Walter Payton Man of the Year, a distinction he earned two times with his previous team, the Indianapolis Colts. Thornton, who signed with the Titans as an unrestricted free agent in 2006, has been a member of six playoff squads in eight professional seasons, including each of his seasons with the Colts (2002-05) and two of his four Titans campaigns.

CAREER HIGHLIGHTS:

- In Tennessee's 2007 playoff season, Thornton led the team with 140 tackles, the second-highest total of career. He also paced the squad with nine tackles for loss and matched his career high with two interceptions in 2007.
- In 2006, Thornton was one of three unrestricted free agent signees by the Titans that helped reverse the team's sub-.500 fortunes from the previous two seasons, joining center Kevin Mawae and safety Chris Hope. In his first season with the Titans, Thornton appeared in every game and delivered 122 tackles.
- Thornton's first season as a starter was 2003, when he led the Colts with a career-high 158 tackles.
- In four seasons with the Colts (2002-05), he totaled 394 tackles, three sacks, four forced fumbles and three interceptions in 63 regular season games.
- On Oct. 6, 2003 at Tampa Bay, he established his career high with 18 tackles.

TITANS TIDBITS:

- The team's 2009 United Way spokesperson has an impressive history of giving back to the community. In 2008, Thornton was named his team's Walter Payton Man of the Year for the third time in his career and the first time with the Titans. In Indianapolis, he won the award twice. He has been nominated for the NFL Player's Association's highest honor, the Byron "Whizzer" White Award, four times during his career – once with the Colts (2005) and three times with the Titans (2006-08). The award recognizes a player's service to his team, community and country in the spirit of Byron Raymond "Whizzer" White, the late NFL running back and Supreme Court Justice. Also in 2008, he received the President's Volunteer Service Award for his outstanding commitment to the health and wellness of America's youth, given to him on behalf of President George W. Bush by Michael W. Smith, vice-chair on the President's Council. He also was named one of the NFL Players Association JB Award winners for his service to the community.
- Upon his arrival in Tennessee, he partnered with Genesco Inc. and the Martha O'Bryan Center in Nashville to continue his "Cold Feet, Warm Shoes" program, an effort he started while in Indianapolis. Also through the Martha O'Bryan Center, he has provided Thanksgiving meals to needy families. At Christmas time, Thornton has partnered with Dick's Sporting Goods in Nashville to host an essay contest and shopping spree for local at-risk youth. In addition, he annually sponsors Christmas gifts for teens in need in his hometown of Goldsboro, NC. He's hosted a youth football camp in Nashville, appeared in a public service announcement for the

LP Pencil Box Foundation, traveled through East Tennessee making appearances for the Titans Caravan, partnered with United Way and the Boys & Girls Club for the Titans Hometown Huddle, and made several more appearances at charitable events organized by the team and its individual players.

- Thornton was voted by his teammates in 2007 as the team's Ed Block Courage Award recipient, presented to a player on each NFL team who exemplifies a commitment to the principles of sportsmanship and courage. In addition to his extensive charitable work, Thornton was singled out for his commitment during the 2006 season, when he played every game despite suffering a torn rotator cuff. After surgery in January 2007 to repair the injury, he underwent an extensive five-month rehabilitation process before returning to full strength and leading the team in tackles the following campaign.
- Thornton has served on the NFL Player Advisory Council, a small group of players selected to communicate with NFL Commissioner Roger Goodell on issues that affect the league's players.
- Thornton is a three-time participant in the NFL Business Management and Entrepreneurial Program, which assists players in preparing for their post-playing careers. He traveled to Wharton School of the University of Pennsylvania in 2005, Stanford Graduate School of Business in 2006 and Kellogg School of Management at Northwestern University in 2008.
- As busy as life in the NFL may be, Thornton may have had a tougher schedule in high school. In addition to being an All-Conference football player at Goldsboro (N.C.) High School, he was the student body president, the school's National Honor Society president and the drum major of the marching band, all while maintaining a 3.9 grade-point average.
- Thornton maintains close ties with the community in which he was raised. He hosts an annual youth football camp at his former high school in Goldsboro, N.C. He also has funded a scholarship program for students at Goldsboro High, made a contribution to fund new uniforms for its football team, sponsored new youth football equipment at the local Boys and Girls Clubs and has made numerous visits to Goldsboro area elementary and middle schools to speak with students.

CAREER TRANSACTIONS:

- The Goldsboro, N.C., native was originally selected by the Colts in the fourth round (106th overall) of the 2002 NFL Draft.
- Signed by the Titans as an unrestricted free agent on March 13, 2006.

SEASON RECAPS:

- 2009 (11/11 – Tennessee):** Appeared in 11 games before being placed on injured reserve with a pectoral injury. Posted 60 tackles, a sack and a forced fumble. Was inactive in three total contests before being placed on IR (Nov. 8 at San Francisco, Nov. 23 at Houston and Dec. 20 vs. Miami). Led or tied for the team lead in tackles twice (vs. JAX, at IND).
- Against Jacksonville (11/1), tied for the team lead with seven tackles and notched a sack, forced fumble and a tackle for loss. Strip-sacked David Garrard for a total loss of 16 yards on the final play of the first quarter and later stonewalled Maurice Jones-Drew for a four-yard loss.
- Against Indianapolis (12/6), led the team with 13 tackles, including a stop for loss.
- Against St. Louis (12/13), collected two solo tackles before leaving the game in the second quarter with a pectoral injury.
- Placed on injured reserve on Dec. 22, 2009.

2008 (15/15, 1/1 – Tennessee): Started 15 games in third season with Titans and tied for third on team with 93 tackles. Led team in tackles twice (vs. IND, vs. CLV). For his efforts on and off field, was named team's

Walter Payton Man of the Year.

- Against Jacksonville (9/7), recorded five tackles, including one tackle for loss, and helped limit Jaguars to 33 rushing yards.
- Against Minnesota (9/28), recorded six tackles and one forced fumble. Forced fumble by Naufahu Tahi that was recovered by Stephen Tulloch in first quarter.
- At Baltimore (10/5), in his 100th career game, totaled five tackles and one pass defended in helping limit Ravens to 10 points.
- Against Indianapolis (10/27), led squad with 10 tackles on Monday Night Football.
- At Jacksonville (11/16), registered eight tackles as a member of a defense that allowed three first downs and no points in the second half of 24-14 win.
- At Detroit (11/27), posted four tackles and helped limit the Lions to 23 rushing yards and 154 total yards.
- Against Cleveland (12/7), led team with nine tackles and added one forced fumble and one pass defended. He helped limit the Browns to 35 rushing yards and 178 total yards.
- Against Pittsburgh (12/21), registered 11 tackles, two tackles for loss and one forced fumble. He helped thwart Steelers drive by forcing fumble at one-yard line in first quarter.
- At Indianapolis (12/28), was inactive for first time since rookie season as team rested starters for playoffs.

2007 (16/16, 1/1 – Tennessee): In second season with Titans, started every game at left outside linebacker and led club with 140 tackles, second-highest total of career. Added a team-high nine tackles for loss, one sack, one quarterback pressure, seven passes defended, one forced fumble and one fumble recovery. Led or tied for team lead in tackles seven times (9/9 at JAX, 9/16 vs. IND, 9/24 at NO, 10/28 vs. OAK, 11/11 vs. JAX, 12/2 vs. HST, 12/30 at IND).

- Against Oakland (10/28), led team and set season high with 14 tackles, including one tackle for loss.
- Against Carolina (11/4), recorded first sack in Titans uniform, taking down David Carr for seven-yard loss in first quarter.
- At Kansas City (12/16), posted 10 tackles and recorded second interception of season when he picked off Brodie Croyle pass intended for Tony Gonzalez with four minutes remaining in fourth quarter to help seal 26-17 victory.

2006 (16/13 – Tennessee): Played all 16 games in first season with Titans with 13 starts at left outside linebacker. Placed third on squad with 122 tackles. Also totaled four tackles for loss, one quarterback pressure, six passes defended and two forced fumbles. Limited for several games in second half of season due to shoulder injury and did not start in three games as result (11/5 at Jacksonville, 11/12 against Baltimore and 11/26 against N.Y. Giants).

- Against N.Y. Jets (9/10), made Titans debut and recorded eight tackles.
- At Indianapolis (10/8), returned to play former team and led Titans with 14 tackles. It was fifth career game with 14 or more tackles. Also forced Dominic Rhodes fumble that was recovered by Keith Bulluck and resulted in Titans field goal.
- Against Indianapolis (12/3), led team with season-high 15 tackles and added one pass defended against his former team. Reached 15 tackles for third time in career.
- Against Jacksonville (12/17), posted 10 tackles and forced David Garrard fumble that was returned 92 yards for touchdown by Cortland Finnegan.

2005 (16/16, 1/1 – Indianapolis): Started all 16 games at strongside linebacker in final season with Colts. Recorded 96 tackles, two sacks, one quarterback pressure, three passes defended and two forced fumbles. Also had 12 special teams stops.

- Had tackles in every outing, including seasonal-best 10 stops at Tennessee (10/2).
- At Houston (10/23), recorded six tackles and added sack of David Carr.
- In Divisional Playoff against Pittsburgh (1/15), started and recorded nine tackles.

2004 (16/15, 2/1 – Indianapolis): Started 15 of 16 games in second full season as starting outside linebacker, switching from weakside to strongside position in 2004. Ranked second on team with 98 tackles and added four quarterback pressures, one interception and two forced fumbles. Also had nine special teams tackles.

- Set season high with 11 tackles in two games – at Tennessee (9/19) and against Jacksonville (10/24).

- Against Green Bay (9/26), recorded one interception for five yards in addition to posting 10 tackles.
- In Divisional Playoff at New England (1/16), recorded four tackles with one special teams takedown. Did not start in game due to extra defensive back in package.

2003 (16/16, 3/3 – Indianapolis): Started all 16 games at right outside linebacker and led team with 158 tackles. Added two interceptions, two passes defended, two quarterback pressures, one pass defended and one sack. Tackle total exceeded team runner-up by 53 stops. Added five special teams stops.

- Led team or tied for team lead in tackles in 12 games and recorded team-high eight double-digit tackle games.
- At Tampa Bay (10/6), set season and career high with 18 tackles.
- Posted first career sack against Jacksonville (9/21) and first career interception in rematch at Jacksonville (11/9).
- Started all three postseason games (1/4 against Denver, 1/11 at Kansas City and 1/18 at New England) and recorded team-high 26 tackles with two passes defended.

2002 (15/0, 1/0 – Indianapolis): Played in 15 games in rookie season as reserve linebacker and special teams performer. Totaled 42 tackles, one quarterback pressure and 15 special teams tackles. Missed one game (12/1 vs. Houston) with knee injury.

- Posted tackles in 11 games and special teams stops in 10 outings. Totaled four multiple-tackle games on special teams.
- At Philadelphia (11/10), led team with 11 tackles and had two special teams stops.

COLLEGE:

- Former walk-on started 11 of 32 games for Tar Heels, with all starts coming at left outside linebacker as senior. Totaled 155 tackles, 10 tackles for loss, three sacks, seven quarterback pressures, one interception and five passes defended during career.
- As senior, led team with 131 tackles, three sacks, 10 tackles for loss, five passes defended, six quarterback pressures, one forced fumble and one interception. Named team MVP, selected to Super Sleeper Team and earned second-team All-ACC honors from league's coaches.
- Played 11 games as reserve as junior, primarily on special teams. Had 16 tackles, eight solo, with one quarterback pressure.
- Played 10 games as sophomore, mainly on special teams, and tallied eight solo tackles.
- Joined team as walk-on freshman but did not play.
- Received degree in exercise science in December 2001.

PERSONAL:

- Single, splits time between Nashville and Goldsboro, N.C.
- Has one daughter, Qieara (13).
- Played four years at quarterback and safety at Goldsboro (N.C.) High School. Named all-conference as senior.
- Also played four years as pitcher on baseball team and four years at point guard for basketball team.
- Was drum major of high school marching band, student body president, president of the school's National Honor Society, a North Carolina Scholar, an honors graduate and two-time graduation marshal.
- List of favorites: (TV show) "The Cosby Show"; (actor) Denzel Washington; (school subject) math; (book) the Bible; (music) Gospel; (food) his mother's fried chicken; (sports hero) David Robinson.
- Born David Dontay Thornton on Nov. 1, 1978 in Goldsboro, N.C.

THORNTON'S GAME-BY-GAME

2009 Tennessee Titans

Date	Opp	W/L	P/S	Tot	Solo	Asst	Sk	- Yds	QBP	TFL	Int	- Yds	-TD	PD	FF	FR	- Yds	SpT
Sept 10	@ Pit	L	S	3	2	1	0.0	0.0	0	0	0	0	0	0	0	0	0	0
Sept 20	Hou	L	S	6	6	0	0.0	0.0	0	1	0	0	0	0	0	0	0	0
Sept 27	@ NYJ	L	S	5	4	1	0.0	0.0	0	0	0	0	0	0	0	0	0	0
Oct 4	@ Jax	L	S	8	6	2	0.0	0.0	0	1	0	0	0	0	0	0	0	0
Oct 11	Ind	L	S	8	7	1	0.0	0.0	0	0	0	0	0	0	0	0	0	0
Oct 18	@ NE	L	S	2	1	1	0.0	0.0	0	0	0	0	0	0	0	0	0	0
Nov 1	Jax	W	S	7	6	1	1.0	16.0	0	1	0	0	0	0	1	0	0	0
Nov 8	@ SF	W	IA															
Nov 15	Buf	W	S	3	2	1	0.0	0.0	0	0	0	0	0	0	0	0	0	0
Nov 23	@ Hou	W	IA															
Nov 29	Ari	W	S	3	2	1	0.0	0.0	0	0	0	0	0	0	0	0	0	0
Dec 6	@ Ind	L	S	13	8	5	0.0	0.0	0	1	0	0	0	0	0	0	0	0
Dec 13	StL	W	S	2	2	0	0.0	0.0	0	0	0	0	0	0	0	0	0	0
Dec 20	Mia	W	IA															
Dec 25	SD																	
Jan 3	@ Sea																	
Totals				7-7	11/11	60	46	14	1.0	16.0	0	4	0	0	0	1	0	0

Placed on injured reserve on Dec. 22

DAVID THORNTON'S NFL STATISTICS

REGULAR SEASON

Year	Team	GP	GS	TACKLES							INTERCEPTIONS					FUMBLES				
				Tot	Solo	Asst	Sk	Yds	QBP	TFL	No	Yds	Lg	TD	PD	FF	FR	Yds	SpT	
2002	Indianapolis	15	0	42	26	16	0.0	0.0	-	-	0	0	0	0	0	0	0	0	0	15
2003	Indianapolis	16	16	158	104	54	1.0	2.0	-	-	2	3	2	0	2	0	0	0	5	
2004	Indianapolis	16	15	98	59	39	0.0	0.0	-	-	1	5	5	0	0	2	0	0	9	
2005	Indianapolis	16	16	96	50	46	2.0	7.0	-	-	0	0	0	0	3	2	0	0	12	
2006	Tennessee	16	13	122	93	29	0.0	0.0	1	4	0	0	0	0	6	2	0	0	1	
2007	Tennessee	16	16	140	97	43	1.0	7.0	1	9	2	16	11	0	6	1	1	0	0	
2008	Tennessee	15	15	93	63	30	0.0	0.0	0	7	0	0	0	0	4	3	0	0	0	
2009	Tennessee	11	11	60	46	14	1.0	16.0	0	4	0	0	0	0	0	1	0	0	0	
NFL Totals		121	102	809	538	271	5.0	32.0	2	24	5	24	11	0	21	11	1	0	42	

PLAYOFFS

Year	Team	GP	GS	TACKLES							INTERCEPTIONS					FUMBLES			
				Tot	Solo	Asst	Sk	Yds	QBP	TFL	No	Yds	Lg	TD	PD	FF	FR	Yds	SpT
2002	Indianapolis	1	0	0	0	0	0.0	0.0	-	-	0	0	0	0	0	0	0	0	1
2003	Indianapolis	3	3	26	17	9	0.0	0.0	-	-	0	0	0	0	2	0	0	0	0
2004	Indianapolis	2	1	9	3	6	0.0	0.0	-	-	0	0	0	0	0	0	0	0	3
2005	Indianapolis	1	1	9	7	2	0.0	0.0	-	-	0	0	0	0	0	0	0	0	0
2007	Tennessee	1	1	9	7	2	0.0	0.0	0	0	0	0	0	0	1	0	0	0	0
2008	Tennessee	1	1	2	1	1	0.0	0.0	0	0	0	0	0	0	1	0	0	0	0
Playoff Totals		9	7	55	35	20	0.0	0.0	0	0	0	0	0	4	0	0	0	4	

Single-Game Highs

Tackles - 18 at Tampa Bay (10/6/03)
 Sacks - 1 (five times, most recent vs. Jacksonville 11/1/09)
 Interceptions - 1 (five times, most recent at Kansas City 12/16/07)
 Fumble Recovery - 1 at Indianapolis 12/30/07 (12/30/07)
 Special Teams Tackles - 3 (two times, last at Cincinnati 11/20/05)

Playoff Single-Game Highs

Tackles - 10 at Kansas City (1/11/04)

44



PAGO TOGAFAU

LINEBACKER • 5'11" • 242 lbs • COLLEGE: IDAHO STATE
ACQUIRED: W (ARI) - 2010 • NFL EXP. (NFL/TITANS): 3/1
HOMETOWN: LONG BEACH, CALIF.
GAMES PLAYED/GAMES STARTED: 15/0 (PLAYOFFS: 4/0)



2010 QUICK STATS

GP/GS: 0/0 • 0 tackles, 0 sacks, 0 QBP, 0 INT, 0 PD, 0 FF, 0 FR

PRO: Pago Togafau (pronounced PONG-o TONG-uh-fow) was acquired by the Titans off waivers from the Arizona Cardinals early in the 2010 offseason. The undersized linebacker has previous experience with the Arizona Cardinals, Philadelphia Eagles and New Orleans Saints. He is competing with the Titans as a special teams performer and reserve linebacker.

TITANS TIDBITS:

- His first name, PAGO, comes from the capital of American Samoa, Pago Pago.
- At Long Beach (Calif.) High School, he was teammates with Eagles tackle Winston Justice and wide receiver DeSean Jackson.

CAREER TRANSACTIONS:

- The Long Beach, Calif., native originally signed with the Arizona Cardinals as a rookie free agent on April 30, 2007.
- Claimed off waivers by the Philadelphia Eagles on Sept. 1, 2007.
- Released by the Eagles on Aug. 30, 2008.
- Signed to the New Orleans Saints practice squad on Oct. 8, 2008.
- Signed by the Cardinals off the Saints practice squad on Nov. 4, 2008.
- Re-signed with the Cardinals on Feb. 26, 2009 as an exclusive rights free agent and was released on Aug. 31, 2009.
- Signed to the Cardinals practice squad on Nov. 23, 2009 and signed to the 53-man roster on Dec. 23, 2009.
- Waived by the Cardinals on Jan. 5, 2010 and awarded to the Titans off waivers on Jan. 13, 2010.

SEASON RECAPS:

2009 (2/0 - Arizona): Spent four weeks on the Cardinals practice squad before being added to the 53-man roster for the final two weeks. Totaled three tackles at linebacker and added three special teams stops.

- Against St. Louis (12/27), totaled three special teams tackles.
- Against Green Bay (1/3), posted three tackles in the regular season finale.

2008 (6/0, 4/0 - Arizona): After spending training camp with the Eagles and part of the regular season with the Saints on the practice squad, appeared in six regular season games and all four postseason games for the Cardinals. Collected 11 special teams tackles and five tackles on defense.

- Against San Francisco (11/10), registered three special teams tackles in first game as a Cardinal.
- At New England (12/21), registered first three defensive tackles of career.
- Against Atlanta (1/3), played in first career playoff game.
- Against Pittsburgh (2/1), appeared in Super Bowl XLIII.

2007 (7/0 - Philadelphia): Claimed off waivers by the Eagles from Arizona at the end of preseason. Saw action on special teams in final seven games of the regular season and totaled nine special teams tackles. Inactive for eight total games and did not play in one other contest.

- Against Miami (11/18), made his NFL debut on special teams.

COLLEGE:

- Finished his Idaho State career with 361 tackles, becoming the first player in team history to lead the team with 100-plus tackles for three consecutive years.
- Had his third consecutive year leading the Bengals in tackles as a senior in 2006, finishing with 116 stops. Named a first-team All-Big Sky selection and the Bengals 2006 Defensive Player of the Year.
- Collected 103 tackles as a junior. Named first-team All-Big Sky Conference and ISU's Team Most Valuable Player for the second consecutive year.
- Finished sophomore season with 122 tackles and ISU's Team Most Valuable Player award.
- Redshirted in 2002.
- Graduated with a degree in sociology.

PERSONAL:

- Has two daughters, Kaleiah (2) and Nylee (2).
- Was a first-team All-Moore League selection as a senior at Long Beach (Calif.) Poly High School. Also named first team All-Press Telegram and First Team All-CIF.
- Born PAGO FAAO'O TOGAFAU on Jan. 10, 1984.

TOGAFU'S GAME-BY-GAME

2007 Philadelphia Eagles

Date	Opp	W/L	P/S	Tot Solo	Asst	Sk	- Yds	QBP	TFL	Int - Yds	-TD	PD	FF	FR - Yds	SpT
Sept 9	@ GB	L	IA												
Sept 17	Was	L	IA												
Sept 23	Det	W	IA												
Sept 30	@ NYG	L	DNP												
Oct 14	@ NYJ	W	IA												
Oct 21	Chi	L	IA												
Oct 28	@ Min	W	IA												
Nov 4	Dal	L	IA												
Nov 11	@ Was	W	IA												
Nov 18	Mia	W	p	0	0	0	0.0	0	0	0	0	0	0	0	0 NA
Nov 25	@ NE	L	p	0	0	0	0.0	0	0	0	0	0	0	0	0 NA
Dec 2	Sea	L	p	0	0	0	0.0	0	0	0	0	0	0	0	0 NA
Dec 9	NYG	L	p	0	0	0	0.0	0	0	0	0	0	0	0	0 NA
Dec 16	@ Dal	W	p	0	0	0	0.0	0	0	0	0	0	0	0	0 NA
Dec 23	@ NO	W	p	0	0	0	0.0	0	0	0	0	0	0	0	0 NA
Dec 30	Buf	W	p	0	0	0	0.0	0	0	0	0	0	0	0	0 NA
Totals	8-8	7/0		0	0	0	0.0	0	0	0	0	0	0	0	0 9

2008 Arizona Cardinals

Date	Opp	W/L	P/S	Tot Solo	Asst	Sk	- Yds	QBP	TFL	Int - Yds	-TD	PD	FF	FR - Yds	SpT
Sept 7	@ SF	W													
Sept 14	Mia	W													
Sept 21	@ Was	L													
Sept 28	@ NYJ	L													
Oct 5	Buf	W													
Oct 12	Dal	W													
Oct 26	@ Car	L													
Nov 2	@ StL	W													
Nov 10	SF	W	p	0	0	0	0.0	0	0	0	0	0	0	0	0 3
Nov 16	@ Sea	W	p	0	0	0	0.0	0	0	0	0	0	0	0	0 3
Nov 23	NYG	L	p	0	0	0	0.0	0	0	0	0	0	0	0	0 2
Nov 27	@ Phi	L	p	0	0	0	0.0	0	0	0	0	0	0	0	0 1
Dec 7	StL	W	IA												
Dec 14	Min	L	IA												
Dec 21	@ NE	L	p	3	1	2	0.0	0	0	0	0	0	0	0	0 1
Dec 28	Sea	W	p	2	1	1	0.0	0	0	0	0	0	0	0	0 1
Totals	9-7	6/0		5	2	3	0.0	0	0	0	0	0	0	0	0 11
Playoffs															
Jan 3	Atl	W	p	0	0	0	0.0	0	0	0	0	0	0	0	0 0
Jan 10	@ Car	W	p	0	0	0	0.0	0	0	0	0	0	0	0	0 1
Jan 18	Phi	W	p	0	0	0	0.0	0	0	0	0	0	0	0	0 0
Feb 1	Pit	L	p	0	0	0	0.0	0	0	0	0	0	0	0	0 0
Totals	3-1	4/0		0	0	0	0.0	0	0	0	0	0	0	0	0 1

2009 Arizona Cardinals

Date	Opp	W/L	P/S	Tot Solo	Asst	Sk	- Yds	QBP	TFL	Int - Yds	-TD	PD	FF	FR - Yds	SpT
Sept 13	SF	L													
Sept 20	@ Jax	W													
Sept 27	Ind	L													
Oct 11	Hou	W													
Oct 18	@ Sea	W													
Oct 25	@ NYG	W													
Nov 1	Car	L													
Nov 8	@ Chi	W													
Nov 15	Sea	W													
Nov 22	@ StL	W													
Nov 29	@ Ten	L	PS												
Dec 6	Min	W	PS												
Dec 14	@ SF	L	PS												
Dec 20	@ Det	W	PS												
Dec 27	StL	W	p	0	0	0	0.0	0	0	0	0	0	0	0	0 3
Jan 3	GB	L	p	3	3	0	0.0	0	0	0	0	0	0	0	0 0
Totals	10-6	2/0		3	3	0	0.0	0	0	0	0	0	0	0	0 3
Jan 10	GB	W													
Jan 16	@ NO	L													
Totals	1-1	0/0		0	0	0	0.0	0	0	0	0	0	0	0	0 0

PAGO TOGAFU'S NFL STATISTICS

REGULAR SEASON			TACKLES								INTERCEPTIONS					FUMBLES			
Year	Team	GP	GS	Tot	Solo	Asst	Sk	Yds	QBP	TFL	No	Yds	Lg	TD	PD	FF	FR	Yds	SpT
2007	Philadelphia	7	0	0	0	0	0.0	0	0	0	0	0	-	0	0	0	0	0	9
2008	Arizona	6	0	5	2	3	0.0	0	0	0	0	0	-	0	0	0	0	0	11
2009	Arizona	7	0	3	3	0	0.0	0	0	0	0	0	-	0	0	0	0	0	3
NFL Totals		20	0	8	5	3	0.0	0	0	0	0	0	-	0	0	0	0	0	23
PLAYOFFS			TACKLES								INTERCEPTIONS					FUMBLES			
Year	Team	GP	GS	Tot	Solo	Asst	Sk	Yds	QBP	TFL	No	Yds	Lg	TD	PD	FF	FR	Yds	SpT
2008	Arizona	4	0	0	0	0	0.0	0	0	0	0	0	-	0	0	0	0	0	1
NFL Totals		4	0	0	0	0	0.0	0	0	0	0	0	-	0	0	0	0	0	1

Single-Game Highs

Tackles - 3 (twice, last vs. Green Bay 1/3/10)

55



STEPHEN TULLOCH

LINEBACKER • 5'11" • 240 lbs • COLLEGE: N.C. STATE
ACQUIRED: 4TH ROUND - 2006 • NFL EXP. (NFL/TITANS): 5/5
HOMETOWN: MIAMI, FLA.
GAMES PLAYED/GAMES STARTED: 64/30 (PLAYOFFS: 2/2)



2010 QUICK STATS

GP/GS: 0/0 • 0 tackles, 0 sacks, 0 QBP, 0 INT, 0 PD, 0 FF, 0 FR

PRO: Linebacker Stephen Tulloch is an aggressive, downhill defender who possesses quick feet and fluid lateral movement. The 2006 fourth-round draft choice has proved to be durable, participating in every game during his first four NFL seasons. A core special teams performer in his first two years, the undersized middle linebacker moved into the starting lineup four weeks into the 2008 season and continues in that role. He led the squad in tackles for the first time in 2009, collecting 132 stops.

CAREER HIGHLIGHTS:

- In 2009, his first full season as the team's starting middle linebacker, Tulloch led the team in tackles for the first time, setting a career high with 132 total stops.
- In 2008, he moved into the starting lineup during the second and finished second on the squad with 98 tackles.
- At Philadelphia on Nov. 19, 2007, he notched his first career interception by picking off a Donovan McNabb pass in the end zone.
- His 36 special teams stops from 2006-08 ranked second on the team behind Donnie Nickey (40).

TITANS TIDBITS:

- Born and raised in Miami, Fla., Tulloch has Jamaican heritage. His parents arrived in the United States as young adults from Jamaica before he was born. He is appreciative of his Jamaican ancestry and frequently enjoys his mother's native cuisine.
- Tulloch credits his mother, Mercedes, as his inspiration and reason for his success. As a single mom, she worked as a nurse to provide for him and two siblings.
- He enjoys spending time with his niece, Aerial, and nephew, Jovon.
- Tulloch decided to leave N.C. State for the NFL with a year of college eligibility remaining after his MVP performance in the Wolfpack's Meineke Car Care Bowl shutout victory over South Florida in 2005.
- At N.C. State, Tulloch played on a defense that produced three defensive linemen selected in the first-round of the 2006 NFL Draft - Mario Williams (1st overall), Manny Lawson (22nd overall) and John McCargo (26th overall).
- After completing his professional football career, Tulloch desires to develop a youth center to provide a healthy environment for children to grow, stay out of trouble and participate in extracurricular activities. He already has launched The Stephen Tulloch Foundation to benefit underprivileged children in Miami and has organized a bowling event and football camp through the foundation.

CAREER TRANSACTIONS:

- The Miami, Fla., native was selected with the team's second pick of the fourth round (116th overall) in the 2006 NFL Draft after the Titans traded their initial second-round selection (39th) to Philadelphia for their second and fourth round picks (45th and 116th).

SEASON RECAPS:

- 2009 (16/14):** Led the team with 132 tackles. Also posted two sacks, seven tackles for loss, a pass defended and a fumble recovery. Led or tied for the team lead in tackles six times in 2009 (at PIT, vs. IND, at HST, vs. MIA, vs. SD, at SEA).
- At Pittsburgh (9/10), led the team with 12 tackles, including a tackle for loss, and a fumble recovery. Stuffed Willie Parker for a three-yard loss in the third quarter. With the game tied at 10-10 with less than a minute remaining in regulation, halted a potential Steelers scoring opportunity by recovering a Hines Ward fumble at the Titans four-yard line.
 - At Jacksonville (10/4), sacked David Garrard for a seven-yard loss in the

fourth quarter.

- At Jacksonville (11/1), halted a Jaguars drive by blitzing David Garrard and causing an intentional grounding penalty on third-and-five in the first quarter.
- Against Buffalo (11/15), sacked Trent Edwards for a nine-yard loss on the first play in the second quarter.
- Against Miami (12/20), led the team and set a new career high with 14 tackles in the Titans' 27-24 overtime win. Provided pressure on Chad Henne to force a pass that was intercepted by Nick Harper late in the second quarter.

- 2008 (16/12, 1/1):** Started 12 times over the final 13 regular season games and finished second on team with 98 tackles. Plugged gaps on NFL's seventh-ranked defense. Also contributed one sack, four tackles for loss, two passes defended and two fumble recoveries. Led or tied for team lead in tackles five times (vs. MIN, vs. GB, at JAX, at HST, at IND).
- Against Minnesota (9/28), tied for team lead with seven tackles and recovered Naufahu Tahi fumble in first quarter.
 - Against Indianapolis (10/27), made key play of game when he halted Colts drive by charging through line and stuffing Dominic Rhodes for one-yard loss on fourth-and-one in third quarter.
 - Against Green Bay (11/2), tied for team lead with eight tackles and recovered Aaron Rodgers fumble at Green Bay 17-yard line in third quarter.
 - At Jacksonville (11/16), led team with season-high 12 tackles in come-from-behind victory.
 - At Houston (12/14), tied for team lead with 10 tackles and sacked Matt Schaub for eight-yard loss on a blitz in third quarter.
 - At Indianapolis (12/28), led team with nine tackles and forced Lance Ball fumble in fourth quarter.
 - Against Baltimore (1/10), posted three tackles in second career playoff start.

- 2007 (16/1, 1/1):** Played in every game with starts at middle linebacker in regular season finale (12/30 at Indianapolis) and in Wild Card Playoff (1/6 at San Diego). Was mainstay on special teams and also was used frequently in four-linebacker packages. Registered 36 tackles, one tackle for loss and ranked fourth on squad with 11 special teams stops.
- At Kansas City (12/16), saw significant action at middle linebacker after Ryan Fowler left game in second quarter with season-ending injury. Tallied nine tackles and tied for team lead with career-high three special teams tackles in victory.
 - Against N.Y. Jets (12/23), collected 10 tackles and following week at Indianapolis (12/30), made first start of season and notched six tackles in playoff-clinching win.
 - In Wild Card Playoff at San Diego (1/6), started in playoff debut and collected nine tackles, including two tackles for loss. Twice stopped LaDainian Tomlinson for loss and added one quarterback pressure.

- 2006 (16/3):** Played in all 16 games with three starts at middle linebacker. Recorded 37 tackles, 0.5 sacks, two tackles for loss, one interception and two passes defended. On special teams, ranked second on unit with 17 tackles and a fumble recovery.
- At Jacksonville (11/5), registered first career start at middle linebacker and recorded three tackles. Combined with Peter Sirmon to sack David Garrard in second quarter for first half-sack of his career.
 - At Philadelphia (11/19), posted first career interception when he picked off Donovan McNabb in end zone for touchback in first quarter.
 - Against Jacksonville (12/17), registered then-career-high 13 tackles. Also posted one tackle on special teams.

COLLEGE:

- During three-year career at N.C. State, played in 35 games with 18 starts and recorded 290 tackles, 40 tackles for loss, seven sacks, one forced fumble, three fumbles recovered, four passes defensed and 20 quarterback pressures. His 40 career tackles for loss rank fourth in N.C. State history.
- As junior, named first-team All-ACC, honorable mention All-American by *Sports Illustrated*, MVP of 2005 Meineke Car Care Bowl and N.C. State's Most Valuable Linebacker while starting all 12 games. Posted career-highs in tackles (150, team-high), sacks (6), tackles for loss (21), forced fumbles (1), fumbles recovered (2) and quarterback pressures (9).
- As sophomore, played all 11 games and recorded six starts. Tied for third on team with 75 tackles, tied for second on team with 14 tackles for loss (10th in school history), one sack, one fumble recovery and five quarterback pressures.
- As freshman, played all 12 games, totaling 65 tackles, five tackles for loss, two passes defensed and six quarterback pressures.
- Majored in sports management.

PERSONAL:

- Single, splits time between Nashville and Miami, Fla.
- At Miami Killian (Fla.) High School, named Dade County Defensive Player of Year and selected to Florida Super 75, while posting 132 tackles, 12 sacks, two interceptions, two caused fumbles and three forced fumbles as senior.
- At N.C. State, earned Wolfpack ACC Award for Community Service.
- Older brother David Tulloch played defensive tackle at Florida State (1995-1998).
- Has talked with school children in Miami and in Hendersonville, Tenn.
- Helped plant trees at Chattanooga area Boys & Girls Club in 2007 as participant in Titans Caravan and participated in Caravan again in 2009.
- Hosts annual free football camp in July for Miami area youth.
- List of favorites: (movie) "Green Mile"; (actor) Denzel Washington; (sports hero) Mike Singletary; (food) Jamaican; (car) Mercedes S550; and (vacation getaway) Jamaica.
- Born Stephen Michael Tulloch on Jan. 1, 1985 in Miami, Fla.

TULLOCH'S GAME-BY-GAME

2006 Tennessee Titans

Date	Opp	W/L	P/S	Tot Solo Asst	Sk - Yds	QBP	TFL	Int - Yds	-TD	PD	FF	FR - Yds	SpT
Sept 10	NYJ	L	p	0 0 0	0.0 0	0	0	0 0	0	0	0	0	0
Sept 17	@ SD	L	p	0 0 0	0.0 0	0	0	0 0	0	0	0	0	2
Sept 24	@ Mia	L	p	0 0 0	0.0 0	0	0	0 0	0	0	0	0	1
Oct 1	Dal	L	p	1 0 1	0.0 0	0	0	0 0	0	0	0	0	1
Oct 8	@ Ind	L	p	0 0 0	0.0 0	0	0	0 0	0	0	0	0	0
Oct 15	@ Was	W	p	0 0 0	0.0 0	0	0	0 0	0	0	0	0	1
Oct 29	Hou	W	p	0 0 0	0.0 0	0	0	0 0	0	0	0	0	1
Nov 5	@ Jax	L	S	3 1 2	0.5 1	0	0	0 0	0	0	0	0	2
Nov 12	Bal	L	S	7 5 2	0.0 0	0	0	0 0	0	2	0	0	1
Nov 19	@ Phi	W	p	4 2 2	0.0 0	0	0	0 1	0	0	0	0	2
Nov 26	NYG	W	S	8 7 1	0.0 0	0	1	0 0	0	0	0	0	1
Dec 3	Ind	W	p	1 0 1	0.0 0	0	0	0 0	0	0	0	0	0
Dec 10	@ Hou	W	p	0 0 0	0.0 0	0	0	0 0	0	0	0	0	2
Dec 17	Jax	W	p	13 8 5	0.0 0	0	1	0 0	0	0	0	0	1
Dec 24	@ Buf	W	p	0 0 0	0.0 0	0	0	0 0	0	0	0	0	0
Dec 31	NE	L	p	0 0 0	0.0 0	0	0	0 0	0	0	0	0	1
Totals		8-8	16/3	37 23 14	0.5 1	0	2	1 0	0	2	0	0	17

2007 Tennessee Titans

Date	Opp	W/L	P/S	Tot Solo Asst	Sk - Yds	QBP	TFL	Int - Yds	-TD	PD	FF	FR - Yds	SpT
Sept 9	@ Jax	W	p	1 1 0	0.0 0	0	0	0 0	0	0	0	0	1
Sept 16	Ind	L	p	0 0 0	0.0 0	0	0	0 0	0	0	0	0	0
Sept 24	@ NO	W	p	1 1 0	0.0 0	0	0	0 0	0	0	0	0	0
Oct 7	Atl	W	p	0 0 0	0.0 0	0	0	0 0	0	0	0	0	0
Oct 14	@ TB	L	p	0 0 0	0.0 0	0	0	0 0	0	0	0	0	0
Oct 21	@ Hou	W	p	0 0 0	0.0 0	0	0	0 0	0	0	0	0	0
Oct 28	Oak	W	p	0 0 0	0.0 0	0	0	0 0	0	0	0	0	1
Nov 4	Car	W	p	0 0 0	0.0 0	0	0	0 0	0	0	0	0	1
Nov 11	Jax	L	p	1 1 0	0.0 0	0	0	0 0	0	0	0	0	1
Nov 19	@ Den	L	p	1 1 0	0.0 0	0	0	0 0	0	0	0	0	0
Nov 25	@ Cin	L	p	3 3 0	0.0 0	0	0	0 0	0	0	0	0	2
Dec 2	Hou	W	p	3 3 0	0.0 0	0	0	0 0	0	0	0	0	0
Dec 9	SD	L	p	1 1 0	0.0 0	0	0	0 0	0	0	0	0	1
Dec 16	@ KC	W	p	9 7 2	0.0 0	0	0	0 0	0	0	0	0	3
Dec 23	NYJ	W	p	10 7 3	0.0 0	0	1	0 0	0	0	0	0	1
Dec 30	@ Ind	W	S	6 3 3	0.0 0	0	0	0 0	0	0	0	0	0
Totals		10-6	16/1	36 28 8	0.0 0	0	1	0 0	0	0	0	0	11
Playoffs													
Jan 6	@ SD	L	S	9 7 2	0.0 0	0	1	2 0	0	0	0	0	0
Totals		0-1	1/1	9 7 2	0.0 0	0	1	2 0	0	0	0	0	0

2008 Tennessee Titans

Date	Opp	W/L	P/S	Tot Solo Asst	Sk - Yds	QBP	TFL	Int - Yds	-TD	PD	FF	FR - Yds	SpT
Sept 7	Jax	W	p	2 1 1	0.0 0	0	0	0 0	0	0	0	0	0
Sept 14	@ Cin	W	p	1 0 1	0.0 0	0	0	0 0	0	0	0	0	0
Sept 21	Hou	W	p	2 0 2	0.0 0	0	0	0 0	0	0	0	0	0
Sept 28	Min	W	S	7 4 3	0.0 0	0	0	0 0	0	0	0	1	4
Oct 5	@ Bal	W	S	10 5 5	0.0 0	0	0	0 0	0	0	0	0	0
Oct 19	@ KC	W	S	4 3 1	0.0 0	0	0	0 0	0	0	0	0	0
Oct 27	Ind	W	S	5 4 1	0.0 0	0	0	1 0	0	0	1	0	0
Nov 2	GB	W	p	8 6 2	0.0 0	0	0	0 0	0	1	0	1	0
Nov 9	@ Chi	W	S	5 3 2	0.0 0	0	0	0 0	0	0	0	0	0
Nov 16	@ Jax	W	S	12 8 4	0.0 0	0	0	0 0	0	0	0	0	0
Nov 23	NYJ	L	S	10 7 3	0.0 0	0	0	0 0	0	0	0	0	1
Nov 27	@ Det	W	S	4 4 0	0.0 0	0	0	1 0	0	0	0	0	0
Dec 7	Cle	W	S	5 1 4	0.0 0	0	0	0 0	0	0	0	0	1
Dec 14	@ Hou	L	S	10 6 4	1.0 8	0	1	0 0	0	0	0	0	3
Dec 21	Pit	W	S	4 3 1	0.0 0	0	0	0 0	0	0	0	0	1
Dec 28	@ Ind	L	S	9 7 2	0.0 0	0	0	1 0	0	0	0	0	0
Totals		13-3	16/12	98 62 36	1.0 0	0	4	0 0	0	2	0	2	8
Playoffs													
Jan 10	Bal	L	S	3 0 3	0.0 0	0	NA	0 0	0	0	0	0	0
Totals		0-1	1/1	3 0 3	0.0 0	0	NA	0 0	0	0	0	0	0

2009 Tennessee Titans

Date	Opp	W/L	P/S	Tot Solo Asst	Sk - Yds	QBP	TFL	Int - Yds	-TD	PD	FF	FR - Yds	SpT
Sept 10	@ Pit	L	S	12 8 4	0.0 0.0	0	1	0 0	0	0	0	1	0
Sept 20	Hou	L	S	7 4 3	0.0 0.0	0	0	0 0	0	0	0	0	0
Sept 27	@ NYJ	L	S	9 6 3	0.0 0.0	0	1	0 0	0	1	0	0	1
Oct 4	@ Jax	L	p	5 4 1	1.0 7.0	0	0	0 0	0	0	0	0	0
Oct 11	Ind	L	S	12 9 3	0.0 0.0	0	0	0 0	0	0	0	0	0
Oct 18	@ NE	L	S	12 7 5	0.0 0.0	0	0	0 0	0	0	0	0	0
Nov 1	Jax	W	S	3 1 2	0.0 0.0	0	0	0 0	0	0	0	0	0
Nov 8	@ SF	W	S	10 6 4	0.0 0.0	0	1	0 0	0	0	0	0	0
Nov 15	Buf	W	S	3 3 0	1.0 9.0	0	0	0 0	0	0	0	0	0
Nov 23	@ Hou	W	S	11 9 2	0.0 0.0	0	1	0 0	0	0	0	0	0
Nov 29	Ari	W	S	5 4 1	0.0 0.0	0	0	0 0	0	0	0	0	0
Dec 6	@ Ind	L	p	0 0 0	0.0 0.0	0	0	0 0	0	0	0	0	0
Dec 13	StL	W	S	9 7 2	0.0 0.0	0	1	0 0	0	0	0	0	0
Dec 20	Mia	W	S	14 12 2	0.0 0.0	1	0	0 0	0	0	0	0	0
Dec 25	SD	L	S	10 7 3	0.0 0.0	0	0	0 0	0	0	0	0	0
Jan 3	@ Sea	W	S	10 8 2	0.0 0.0	0	2	0 0	0	0	0	0	0
Totals		8-8	16/14	132 95 37	2.0 16.0	1	7	0 0	0	1	0	1	0

STEPHEN TULLOCH'S NFL STATISTICS

REGULAR SEASON				TACKLES							INTERCEPTIONS					FUMBLES			
Year	Team	GP	GS	Tot	Solo	Asst	Sk	Yds	QBP	TFL	No	Yds	Lg	TD	PD	FF	FR	Yds	SpT
2006	Tennessee	16	3	37	23	14	0.5	1.0	0	2	1	0	0	0	2	0	0	0	17
2007	Tennessee	16	1	36	28	8	0.0	0.0	0	1	0	0	0	0	0	0	0	0	11
2008	Tennessee	16	12	98	62	36	1.0	8.0	0	4	0	0	0	2	0	2	4	8	
2009	Tennessee	16	14	132	95	37	2.0	16.0	1	7	0	0	0	1	0	1	0	1	
NFL Totals		64	30	303	208	95	3.5	25.0	1	14	1	0	0	0	5	0	3	4	37

PLAYOFFS				TACKLES							INTERCEPTIONS					FUMBLES			
Year	Team	GP	GS	Tot	Solo	Asst	Sk	Yds	QBP	TFL	No	Yds	Lg	TD	PD	FF	FR	Yds	SpT
2007	Tennessee	1	1	9	7	2	0.0	0.0	0	0	0	0	0	0	0	0	0	0	0
2008	Tennessee	1	1	3	0	3	0.0	0.0	0	0	0	0	0	0	0	0	0	0	0
Playoff Totals		2	2	12	7	5	0.0	0.0	0	0	0	0	0	0	0	0	0	0	0

Single-Game Highs

Tackles - 14 vs. Miami (12/20/09)
 Interceptions - 1 at Philadelphia (11/19/06)
 Sacks - 1 (three times, most recent vs. Buffalo 11/15/09)
 Fumble Recoveries - 1 (three times, most recent at Pittsburgh 9/10/09)
 Special Teams Tackles - 3 (twice, last at Houston 12/14/08)

Playoff Single-Game Highs

Tackles - 3 vs. Baltimore (1/10/09)

Additional Career Statistics

Special Teams Fumble Recoveries - 1 (2006)

61



FERNANDO VELASCO

CENTER/GUARD • 6'4" • 312 lbs • COLLEGE: GEORGIA
 ACQUIRED: FA - 2008 • NFL EXP. (NFL/TITANS): 1/1
 HOMETOWN: WRENS, GA.
 GAMES PLAYED/GAMES STARTED: 1/0 (PLAYOFFS: 0/0)



2010 QUICK STATS

GP/GS: 0/0

PRO: Fernando Velasco spent the majority of his first two years with the Titans on the practice squad. Providing depth at the center and guard positions, he will battle in 2010 to become one of the primary reserves on the offensive line.

CAREER HIGHLIGHTS:

- After spending a season and a half on the practice squad, Velasco made his first regular season appearance at San Francisco on Nov. 8, 2009.

TITANS TIDBITS:

- Velasco enjoys bowling, watching movies and playing basketball in his spare time.

CAREER TRANSACTIONS:

- The Wrens, Ga., native was originally signed by the Titans as a rookie free agent on May 2, 2008.
- Waived on Aug. 30, 2008 and signed to the practice squad on Aug. 31, 2008.
- Re-signed as a free agent by the Titans on Jan. 12, 2009.
- Waived on Sept. 5, 2009 and signed to the practice squad on Sept. 6, 2009.
- Signed from the practice squad to the 53-man roster on Nov. 7, 2009.
- Waived on on Nov. 14, 2009 and signed to the practice squad on Nov. 17, 2009.
- Signed from the practice squad to the 53-man roster on Dec. 30, 2009.

SEASON RECAPS:

2009 (1/0): Spent a total of 14 games on the practice squad and was on the 53-man roster for two games.

- At San Francisco (11/8), made NFL debut on special teams.

2008 (0/0): Spent his entire rookie season on the Titans practice squad.

COLLEGE:

- Played 50 games with 26 starts at Georgia.
- As a senior (2007), started all 13 games at center and received All-SEC second-team honors.

- As a junior (2006), started all 13 games at strong-side offensive guard.
- Played 12 games in both freshman (2004) and sophomore (2005) seasons.
- Received degree in health and physical education.

PERSONAL:

- Single, splits time between Nashville and Wrens, Ga.
- Was four-year letterman as defensive tackle and offensive tackle at Jefferson County High School in Wrens, Ga. Selected to Georgia All-State team as senior.
- Also played basketball two years in high school.
- List of favorites: (movie) "Life"; (TV show) "Family Matters"; (actor) Denzel Washington; (food) fried chicken; (vacation spot) Miami; (school subject) math; (car) Cadillac Escalade; (video game) Madden NFL; and (author) Joel Osteen.
- Born Fernando Antonio Velasco on Feb. 22, 1985 in Harris, N.Y.

FERNANDO VELASCO'S NFL STATISTICS

REGULAR SEASON

Year	Team	GP	GS
2008	Tennessee	0	0
2009	Tennessee	1	0
NFL Totals		1	0



PLAYOFFS

Year	Team	GP	GS
2008	Tennessee	0	0
Playoff Totals		0	0

20



ALTERRAUN VERNER

CORNERBACK • 5'10" • 187 lbs • COLLEGE: UCLA
ACQUIRED: D4 - 2010 • NFL EXP.: ROOKIE
HOMETOWN: CARSON, CALIF.
GAMES PLAYED/GAMES STARTED: 0/0 (PLAYOFFS: 0/0)



2010 QUICK STATS

GP/GS: 0/0 • 0 tackles, 0 sacks, 0 QBP, 0 INT, 0 PD, 0 FF, 0 FR

PRO: The Titans used their fourth-round selection in 2010 on UCLA cornerback Alterraun Verner, a speedy cover corner with ball-hawking skills. The unquestioned leader of the Bruins' secondary, Verner's ability to consistently come up with the big play is evidenced by his 42 pass deflections, three forced fumbles, 10 tackles for loss and 13 interceptions, including four he returned for a touchdowns during his career.

CAREER HIGHLIGHTS:

- As a senior, Verner was named third-team All-American after finishing fifth on the team with 65 tackles and second in the Pac-10 with five interceptions.
- In 2008, Verner started every game, earning fourth-team All-American and first-team All-Pac 10 and Academic All-Pac 10 Conference honors. He picked off two passes and deflected 18 others, leading the nation with an average of 1.67 passes defended per game.

TITANS TIDBITS:

- As a senior, Verner was honored when UCLA asked him to be featured in a commerial highlighting the school's math program and student-athletes. He was the first current student-athlete ever to do a UCLA moment commerial. Other UCLA greats to be featured in the series include NBA Hall of Famer Kareem Abdul-Jabbar and former Heisman Trophy winner Gary Beban.
- Verner served as a peer tutor to his high school football team in the subjects of math and history. He also served as a motivational speaker to city youth teams on the importance of staying in school.
- Verner did an internship with California Bank and Trust during the summer of his junior year. He surveyed various positions and learned the inner workings of the financial institution.

CAREER TRANSACTIONS:

- The Carson, Calif., native was selected by the Titans in the fourth round (104th overall) of the 2010 NFL Draft.

COLLEGE:

- In four seasons at UCLA (2006-09), Verner started 35 of 50 games and recorded 272 tackles with 11.0 stops or losses of 19 yards and three forced fumbles. He tied for seventh in school history with 13 interceptions during his career, with his five interceptions during his senior year representing the most by a Bruin in a season since 1997. He also holds the school career-record with four interception returns for touchdowns.

AS A SENIOR (2009), started all 12 games for the second consecutive season and ranked fifth on the team with 65 tackles, including three stops for losses of four yards. The team captain finished second in the Pac-10 with five interceptions for 158 yards in returns (31.6 avg). Named third-team All-American by the AP and The NFL Draft Report and added All-Pac 10 first-team and Academic All-Pac 10 second-team honors. Was a semifinalist for the Thorpe Award, a quarterfinalist for the Lott Trophy and was a member of the Watch List for the Bednarik and Nagurski Awards.

- Against San Diego State (9/5), collected two tackles and scored on a 70-yard return on a recovery of a blocked field goal.
- Against Kansas State (9/19), posted five tackles and two interceptions for 47 yards.
- Against Arizona State (11/21), recorded three solo tackles and returned an interception 68 yards for a touchdown.
- At Southern Cal (11/28), notched two solo tackles and an interception he returned for 17 yards.

AS A JUNIOR (2008), started all 12 games and finished second on the team with 73 tackles that included 2.5 stops for losses of eight yards and a forced fumble. Intercepted two passes and posted a league-high 18 pass deflections. Led the nation in passes defended, averaging 1.67 per game. Earned second-team All-Pac 10 honors from the league's coaches and was a first-team Academic All-Pac 10 choice.

- Against Tennessee (9/1), posted six tackles, an interception and two passes defended.
- At BYU (9/13), collected a career-high 13 tackles, including a tackle for loss and a pass defended.
- Against Washington State (10/4), finished with seven solo tackles and an interception.

AS A SOPHOMORE (2007), started 10 of the 13 games he appeared in and recorded 75 tackles, which ranked fourth on the team. Also posted three stops for losses of four yards and also caused a fumble. Led the Bruins with 15 passes defended and intercepted four other passes for 76 yards (19.0 avg) in returns. Returned four punts for a total of nine yards (2.2 avg). Named Academic All-District VIII and Academic All-Pac 10 Conference first-team choice and added All-Pac 10 honorable mention from the league's coaches.

- Against California (10/20), notched six tackles and two interceptions, including one he returned 76 yards for a touchdown in the fourth quarter.
- At Washington State (10/27), registered seven tackles and an interception.

AS A FRESHMAN (2006), appeared in all 13 games as the team's nickel back and top reserve at cornerback. Finished fourth on the team with 59 tackles that included 1.5 stops for losses of two yards, a forced fumble and a fumble recovery that he advanced 18 yards. Also deflected six passes and became the first freshman and sixth overall player in school history to return two interceptions for touchdowns in the same season. Named a Freshman All-American first-team pick by College Football News.com and Scripps/FWAA, adding second-team honors from The Sporting News, Scout.com and Rivals.com. Was chosen the Pac-10 Co-Freshman of the Year by the league's coaches and was co-winner of UCLA's John Boncheff, Jr. Memorial Award, given to the Bruins' Rookie of the Year.

- Against Utah (9/2), posted two tackles and returned an interception 34 yards for a touchdown.
- Against Arizona (10/7), tallied four solo tackles and returned an interception 89 yards for a touchdown.
- Majored in Mathematics/Applied Sciences at UCLA.

PERSONAL:

- Splits time between Nashville and Carson, Calif.
- Attended Mayfair High School (Lakewood, Calif.) and led his team to a 10-2 record during his senior season. Caught 50 passes for 907 yards and 13 touchdowns, recorded 56 tackles with four interceptions, including one that he returned 102 yards for a touchdown. Also gained 407 yards with a touchdown on seven kickoff returns and 100 yards on four punt returns.
- During his junior season, he was an All-CIF SS Division VI first-team choice on offense by pulling down 32 passes for 705 yards with 11 touchdowns.
- Earned Academic All-Suburban League honors as sophomore. Posted 15 receptions for 250 yards and one touchdown and was credited with 25 tackles on defense.
- Lettered four times in track and field, as he competed in the high jump, pole vault, 100m, 4x100-meter relay, 4x400 relay, 110m hurdles, 300m intermediate hurdles, long jump, 800m run and 4x200m relay events. Earned team Most Valuable Performer honors as a freshman. Served as

track team co-captain as a sophomore and junior, winning the league titles in the high jump, 4x100m relay and 4x400m relay.

- Was a four-time school Honor Roll and three-time Academic All-Pac 10 selection, compiling a 3.08 grade point average in Mathematics/Applied Sciences at UCLA. Added Scholar-Athlete honors after attaining a 4.17 grade point average in high school.
- Follow Verner on Twitter at @Alvern_1.
- List of favorites: (movie) "Back to the Future"; (TV show) "Dragonball-Z"; (actor) Denzel Washington/Shia LeBoef; (music artist) Eminem, Lil' Wayne; (school subject) Math, physics, chemistry; (books) Harry Potter books and

Dan Brown books; (food) "Anything my dad cooks"; (sports hero) Jerry Rice; and (sports teams as a child) L.A. Lakers, San Francisco 49ers or "wherever Jerry Rice was."

- Born Alterraun Ennis Verner on Dec. 13, 1988 in Orange, Calif.

ALTERRAUN VERNER'S COLLEGE STATISTICS

Year	Team	GP	GS	TACKLES						INTERCEPTIONS					FUMBLES			
				Tot	Solo	Asst	Sk	Yds	QBP	TFL	No	Yds	Lg	TD	PD	FF	FR	Yds
2006	UCLA	13	1	59	42	17	0.0	0.0	0	2.5	2	123	89t	2	6	1	1	18
2007	UCLA	13	10	75	53	22	0.0	0.0	0	3.0	4	76	76t	1	15	1	0	0
2008	UCLA	12	12	73	52	21	0.0	0.0	0	2.5	2	0	0	0	18	1	0	0
2009	UCLA	12	12	65	47	18	0.0	0.0	0	3.0	5	158	68t	1	3	0	1	0
College Totals		50	35	272	194	78	0.0	0.0	0	11.0	13	357	89t	4	42	3	2	18


Single-Game Highs

Tackles - 13 at BYU (9/13/08)
 Interceptions - 2 (twice, last vs. Kansas State (9/19/09))
 Passes Defensed - 4 at California (10/25/08)

Additional Statistics

Recovered a blocked field goal and returned it 70 yards for a touchdown - vs. San Diego State (9/5/09)
 Kickoff Returns - three for 68 yards, 31 long return (2006)
 Punt Returns - four for nine yards, 12 long return (2007)

85



NATE WASHINGTON

WIDE RECEIVER • 6'1" • 185 lbs • COLLEGE: TIFFIN
ACQUIRED: UFA - 2009 (PIT) • NFL EXP. (NFL/TITANS): 6/2
HOMETOWN: TOLEDO, OHIO
GAMES PLAYED/GAMES STARTED: 65/22 (PLAYOFFS: 7/0)



2010 QUICK STATS

GP/GS: 0/0 • 0 receptions for 0 yards, 0 TDs

SUPER BOWLS



2005 2008

PRO: Nate Washington was signed by the Titans in the 2009 offseason to bolster the wide receiving corps and provide a deep threat for the aerial attack. The 6-1, 185-pounder has the ability to stretch the field with his speed and proved to be a solid red-zone target after leading the Titans with six receiving touchdowns in 2009.

CAREER HIGHLIGHTS:

- Washington was a member of two Super Bowl championship teams during his four-year stay in Pittsburgh. The Steelers hoisted the Lombardi Trophy in 2005 and 2008.
- In 2009, Washington led the Titans with a career-high six receiving touchdowns and finished second on the team with a career-best 47 receptions and 569 receiving yards.
- In 2006, Washington led the AFC with a 17.8-yard per reception average and caught 35 passes for 624 yards with four touchdowns.

TITANS TIDBITS:

- By signing with the Steelers as an undrafted free agent in 2005, Washington became the first Tiffin University player in the modern era to play in the NFL.
- Washington wasted no time meeting and greeting the Titans faithful as he took part in Titans Caravan XII in April 2009, visiting fans in Waynesboro, Hohenwald, Lawrenceburg, Pulaski and Franklin. Washington's Caravan schedule also took him to Alabama with a huge group stop with Kerry Collins in Florence.
- Following his first Super Bowl victory in 2005, Washington received the key to city from his hometown, Toledo, Ohio and his college town of Tiffin, Ohio.
- Washington was a lifeguard at a community pool for three summers when he was in high school.

CAREER TRANSACTIONS:

- The Toledo, Ohio, native was originally signed by the Pittsburgh Steelers as an undrafted free agent in 2005.
- Signed by the Titans as an unrestricted free agent on March 2, 2009.

SEASON RECAPS:

2009 (16/15 - Tennessee): In his first season with the Titans appeared in all 16 games with 15 starts and led the team with a career-high six receiving touchdowns. Finished second on the team with a career-best 47 receptions and 569 receiving yards. Set a career-high with seven receptions at Jacksonville (10/4/09). Led or tied for the team lead in receptions three times in 2009 (at NE, vs. SD, at SEA) and led the team in receiving yards twice (vs. SD, at SEA).

- Against Houston (9/20), collected four receptions for 36 yards and a touchdown. Collected his first touchdown reception with the Titans on an eight-yard pass from Kerry Collins in the corner of the end zone, giving the Titans a 21-7 lead with 12:00 remaining in the second quarter.
- At Jacksonville (10/4), tied for the team lead with a career-high seven receptions for 66 yards and a touchdown. Hauled in a 14-yard touchdown pass with 19 seconds remaining in the third quarter.
- Against Jacksonville (11/1), snared two receptions for 22 yards with a touchdown in the Titans' 30-13 victory. Gave the Titans a 10-0 lead with a six-yard touchdown reception in the corner of the end zone with 9:19 remaining in the second quarter.
- Against Buffalo (11/15), snared two receptions for 33 yards and a touchdown in the Titans' 41-17 win. Gave the Titans a 14-7 lead with a

14-yard touchdown catch with 46 seconds remaining in the first stanza.
• At Seattle (1/3), led the team with six receptions and 83 receiving yards in the Titans' season-ending 17-13 victory. Hauled in a 29-yard reception along the right sideline down to the Seattle two-yard line in the fourth quarter.

2008 (16/1, 3/0 - Pittsburgh): Appeared in all 16 games with one start and collected career-highs with 40 receptions and 631 receiving yards, while also scoring three touchdowns. Saw action as a reserve in all three postseason contests and notched seven catches for 62 yards.

- At Philadelphia (9/21), led the team with five receptions for 51 yards (10.2 avg.).
- At Jacksonville (10/5), established a career-high with six catches for 94 yards (15.7 avg.). Scored his first touchdown of the season on a 48-yard touchdown reception from Ben Roethlisberger in the second quarter.
- At Cincinnati (10/19), caught two passes for 57 yards (28.5 avg.) with a then-career-long 50-yard touchdown reception in the fourth quarter. Rushed one time for six yards, picking up a key first down on the Steelers opening scoring drive.
- Against N.Y. Giants (10/26), made his sixth career start at wide receiver and his only reception was a career-long 65-yard touchdown grab in the third quarter. Marked the third consecutive game he caught a touchdown, the longest such streak of his career.
- At Washington (11/3), caught two passes for 59 yards (29.5 avg.) with a long of 50 yards.
- Against Dallas (12/7), collected a team-high four catches for 58 yards (14.5 avg.). Caught three passes for 41 yards (13.7 avg.) on the game-tying touchdown drive in the fourth quarter.
- At Baltimore (12/14), caught five passes for 76 yards (15.2 avg.). Made three catches for 49 yards (16.3 avg.) on the game-winning touchdown drive in the fourth quarter.
- Against San Diego (1/11), grabbed three passes for 30 yards (10.0 avg.) with a long of 18 yards.
- Against Arizona (2/1), played in his seventh consecutive postseason game in the Super Bowl XLIII and caught one pass for 11 yards.

2007 (16/4, 1/0 - Pittsburgh): Played in all 16 games, starting four of them, and notched 29 receptions for 450 yards (15.5 avg.) and a career-high five touchdowns. Tied a then career-high with four receptions for 56 yards (14.0 avg.) in Week 10 against Cleveland. Set a career-high with two touchdown receptions in Week 9 win over Baltimore, then matched that in Week 16 win over St. Louis. Had one reception for eight yards in the playoff loss to Jacksonville.

- Against Baltimore (11/5), finished with three catches for 51 yards (17.0 avg.) with two touchdowns. Grabbed a 30-yard touchdown reception early in the second quarter to put Pittsburgh ahead 21-0. Caught a seven-yard touchdown late in the second quarter for his first multi-touchdown game of his career.
 - At St. Louis (12/20), notched two catches for 50 yards (25.0 avg.), including a long of 33 yards. Both of his receptions went for touchdowns and it marked his second multi-touchdown game of the season and of his career.
 - At Baltimore (12/30), made his sixth career start at wide receiver and led the team with five catches for 68 yards (13.6 avg.), including a 24-yard long.
- 2006 (16/2 - Pittsburgh):** Played in all 16 games, making his first two career starts and finished with 35 catches for 624 yards (17.8 avg.) with four touchdowns. Also rushed three times for eight yards.

- Against Miami (9/7), registered his first career regular-season catch and touchdown when he pulled down a 27-yard pass from Charlie Batch to give the Steelers an early 7-0 lead. Finished the contest with two catches for 32 yards (16.0 avg.) and one rush for eight yards.
- Against Kansas City (10/15), caught three passes for 68 yards (22.7 avg.), including a 47-yard touchdown reception.
- At Atlanta (10/22), caught three passes for 76 yards and a game-high 25.3 average. Grabbed a 10-yard touchdown in the second quarter to give the Steelers a 24-21 lead. Collected a long catch of 49 yards.
- Against Tampa Bay (12/3), started his first career game in place of the injured Hines Ward and caught three passes for a then career-high 78 yards (26.0 avg.) and a game-long of 36.

2005 (1/0, 3/0 - Pittsburgh): Made the team as an undrafted free agent out of training camp. Was inactive for the season opener against Tennessee (9/11) and was then released by team on Sept. 13 and signed to Steelers' practice squad on Sept. 14. Signed to the active roster prior to the game against New England (9/25) and spent the remainder of the season on the 53-man roster. Appeared in one regular season contest against Jacksonville (10/16), was inactive for 13 games and did not play against New England (9/25). Made his first NFL catch, a 13-yard grab, for a crucial third-down conversion against Denver in the AFC Championship Game.

- Against Jacksonville (10/16), played in the first game of his career but did not catch a pass.
- At Indianapolis (1/15), played in first postseason game on special teams in the AFC Divisional playoff.
- At Denver (1/22), saw action at wide receiver and caught the first pass of his career for 13 yards and a crucial third-down conversion in the AFC Championship Game.
- Against Seattle (2/5), played on special teams and as a reserve wide receiver but did not catch a pass in Super Bowl XL.

COLLEGE:

- Holds eight individual Tiffin receiving records, including records for receptions in a game (13), yards in a game (299), receptions in a season (70), yards in a season (1,428), touchdowns in a season (16), receptions in a career (212), yards in a career (4,214), and touchdown receptions (47).
- As a senior, finished the season with 1,428 yards receiving on 69 receptions over 11 games. Averaged 129.8 yards receiving and 6.3 receptions per game.
- In 2004, was named a Don Hansen's Football Gazette Honorable Mention All-American, D2Football.com Second Team All-American, Dopke.com Second Team All-American, Independent Football Alliance Offensive Player of the Year and Independent Football Alliance First Team player.

- In his final collegiate season, recorded 299 yards receiving with three touchdowns in 50-39 loss to Gannon, 124 yards receiving with three touchdowns in 49-3 win over Butler, 115 yards receiving with three touchdowns in 59-21 win over Alma College, 197 yards receiving with two touchdowns in close loss to Nebraska Omaha and 176 yards receiving with three touchdowns in 56-14 win over Ohio Dominican.
- In 2003, was selected Dopke.com Division II Second Team All-American and Independent Football Alliance First Team player.
- As a sophomore, was named D2Football.com Honorable Mention All-Northeast Division player and Independent Football Alliance First Team honoree.
- Majored in Information Systems at Tiffin University.

PERSONAL:

- Attended Scott High School in Toledo, Ohio and was first team All-City, first team All-District, and Honorable Mention All-State as a senior.
- List of favorites: (movie) "Harlem Nights"; (TV show) "Martin"; (actor/actress) Denzel Washington, Sanaa Lathan; (music artist) Jay-Z; (food) chicken; (vacation spot) Puerto Rico; (school subject) science; (car) Ferrari; (video game) Gears of War 2; (sports hero) Michael Jordan; and (book) "Autobiography of Malcolm X."
- Born Nate Washington on Aug. 28, 1983 in Toledo, Ohio.

WASHINGTON'S GAME-BY-GAME

2005 Pittsburgh Steelers					RECEIVING				
Date	Opp.	W/L	P/S	No	Yds	Avg	Lg	TD	
Sept 11	Ten	W	IA						
Sept 18	@ Hou	W		Practice Squad					
Sept 25	NE	L	DNP						
Oct 10	@ SD	W	IA						
Oct 16	Jax	L	p	0	0	0.0	0	0	
Totals		11-5	1/0	0	0	0.0	0	0	
Playoffs									
Jan 8	@ Cin	W	IA						
Jan 15	@ Ind	W	p	0	0	0.0	0	0	
Jan 23	@ Den	W	p	1	13	13.0	13	0	
Feb 5	vs. Sea	W	p	0	0	0.0	0	0	
Totals		4-0	3/0	1	13	13.0	13	0	

* Was inactive for final 11 games from Oct. 23 - Jan. 1

Sept 24		Cin	L	p	1	8	8.0	8	0
Oct 8	@	SD	L	p	3	45	15.0	22	0
Oct 15		KC	W	p	3	68	22.7	47t	1
Oct 22	@	Atl	L	p	3	76	25.3	49	1
Oct 29	@	Oak	L	p	1	49	49.0	49	0
Nov 5		Den	L	p	3	24	8.0	17	0
Npv 12		NO	W	p	2	28	14.0	22	0
Nov 19	@	Cle	W	p	2	24	12.0	13	0
Nov 26	@	Bal	L	p	4	49	12.3	27	0
Dec 3		TB	W	p	3	78	26.0	36	0
Dec 7		Cle	W	S	2	67	33.5	49t	1
Dec 17	@	Car	W	p	1	14	14.0	14	0
Dec 24		Bal	L	p	1	9	9.0	9	0
Dec 31	@	Cin	W	p	1	21	21.0	21	0
Totals		8-8	16/1		35	624	17.8	49t	4

2006 Pittsburgh Steelers					RECEIVING				
Date	Opp.	W/L	P/S	No	Yds	Avg	Lg	TD	
Sept 7	Mia	W	p	2	32	16.0	27t	1	
Sept 18	@ Jax	L	p	3	32	10.7	16	0	

2007 Pittsburgh Steelers					RECEIVING				
Date	Opp.	W/L	P/S	No	Yds	Avg	Lg	TD	
Sept 9	@ Cle	W	p	0	0	0.0	0	0	
Sept 16	Buf	W	p	3	60	20.0	30	0	

WASHINGTON'S GAME-BY-GAME CONT.

Sept 23	SF	W	p	0	0	0.0	0	0
Sept 30	@ Arz	L	p	2	18	9.0	9	0
Oct 7	Sea	W	S	3	26	8.7	14	0
Oct 21	@ Den	L	p	1	40	40.0	40	0
Oct 28	@ Cin	W	p	0	0	0.0	0	0
Nov 5	Bal	W	p	3	51	17.0	30	2
Nov 11	Cle	W	p	4	56	14.0	17	0
Nov 18	@ NYJ	L	p	0	0	0.0	0	0
Nov 26	Mia	W	S	1	6	6.0	6	0
Dec 2	Cin	W	S	2	16	8.0	11	0
Dec 9	@ NE	L	p	2	29	14.5	21	0
Dec 16	Jax	L	p	1	30	30.0	30	0
Dec 20	@ Stl	W	p	2	50	25.0	33	2
Dec 30	@ Bal	L	S	5	68	13.6	24	0
Totals	10-6	16/4		29	450	15.5	40	5
Playoffs								
Jan 5	Jax	L	p	1	8	8.0	8	0
Totals	0-1	1/0		1	8	8.0	8	0

2008 Pittsburgh Steelers				RECEIVING				
Date	Opp.	W/L	P/S	No	Yds	Avg	Lg	TD
Sept 7	Hou	W	p	0	0	0.0	0	0
Sept 14	@ Cle	W	p	0	0	0.0	0	0
Sept 21	@ Phi	L	p	5	51	10.2	16	0
Sept 29	Bal	W	p	2	23	11.5	12	0
Oct 5	@ Jax	W	p	6	94	15.7	48	1
Oct 19	@ Cin	W	p	2	57	28.5	50t	1
Oct 26	NYG	L	S	1	65	65.0	65t	1
Nov 3	@ Wash	W	p	2	59	29.5	50	0
Nov 9	Ind	L	p	3	30	10.0	16	0
Nov 16	SD	W	p	2	14	7.0	7	0
Nov 20	Cin	W	p	1	12	12.0	12	0

Nov 30	@ NE	W	p	3	41	13.7	16	0
Dec 7	Dal	W	p	4	58	14.5	21	0
Dec 14	@ Bal	W	p	5	76	15.2	24	0
Dec 21	@ Ten	L	p	3	38	12.7	20	0
Dec 28	Cle	W	p	1	13	13.0	13	0
Totals	12-4	16/1		40	631	15.8	65t	3
Playoffs								
Jan 11	SD	W	p	3	30	10.0	18	0
Jan 18	Bal	W	p	3	21	7.0	8	0
Feb 1	vs. Ari	W	p	1	11	11.0	11	0
Totals	3-0	3/0		7	62	8.9	18	0

2009 Tennessee Titans				RECEIVING				
Date	Opp.	W/L	P/S	No	Yds	Avg	Lg	TD
Sept 10	@ Pit	L	p	1	8	8.0	8	0
Sept 20	Hou	L	S	4	36	9.0	12	1
Sept 27	@ NYJ	L	S	2	25	12.5	16	1
Oct 4	@ Jax	L	S	7	66	9.4	15	1
Oct 11	Ind	L	S	3	37	12.3	23	0
Oct 18	@ NE	L	S	1	-22	-22.0	-22	0
Nov 1	Jax	W	S	2	22	11.0	16	1
Nov 8	@ SF	W	S	3	30	10.0	18	0
Nov 15	Buf	W	S	2	33	16.5	19	1
Nov 23	@ Hou	W	S	1	14	14.0	14	0
Nov 29	Ari	W	S	3	68	22.7	35	0
Dec 6	@ Ind	L	S	4	44	11.0	17	0
Dec 13	StL	W	S	3	54	18.0	32	0
Dec 20	Mia	W	S	1	32	32.0	32t	1
Dec 25	SD	L	S	4	39	9.8	12	0
Jan 3	@ Sea	W	S	6	83	13.8	29	0
Totals	8-8	16/15		47	569	12.1	35	6

NATE WASHINGTON'S NFL STATISTICS

REGULAR SEASON				RECEIVING					RUSHING				
Year	Team	GP	GS	No	Yds	Avg	Lg	TD	Att	Yds	Avg	Lg	TD
2005	Pittsburgh	1	0	0	0	-	-	0	0	0	-	-	0
2006	Pittsburgh	16	2	35	624	17.8	49t	4	3	8	2.7	8	0
2007	Pittsburgh	16	4	29	450	15.5	40	5	1	0	0.0	0	0
2008	Pittsburgh	16	1	40	631	15.8	65t	3	5	18	3.6	8	0
2009	Tennessee	16	15	47	569	12.1	35	6	2	15	7.5	14	0
NFL Totals		65	22	151	2,274	15.1	65t	18	11	41	3.7	14	0

PLAYOFFS				RECEIVING					RUSHING				
Year	Team	GP	GS	No	Yds	Avg	Lg	TD	Att	Yds	Avg	Lg	TD
2005	Pittsburgh	3	0	1	13	13.0	13	0	0	0	-	-	0
2007	Pittsburgh	1	0	1	8	8.0	8	0	0	0	-	-	0
2008	Pittsburgh	3	0	7	62	8.9	18	0	1	1	1.0	1	0
Playoff Totals		7	0	9	83	9.2	18	0	1	1	1.0	1	0

Single-Game Highs

Receptions - 7 at Jacksonville (10/4/09)
 Receiving Yards - 94 at Jacksonville (10/5/08)
 Long Reception - 65t vs. N.Y. Giants (10/26/08)
 Touchdown Receptions - 2 (twice, last at St. Louis 12/20/07)
 Rushing Attempts - 1 (nine times, last at Baltimore 12/14/08)
 Rushing Yards - 8 (twice, last vs. Baltimore 9/29/08)

Playoff Single-Game Highs

Receptions - 3 (twice, last vs. Baltimore 1/18/09)
 Receiving Yards - 30 vs. San Diego (1/11/09)
 Long Reception - 18 vs. San Diego (1/11/09)
 Rushing Attempts - 1 vs. Baltimore (1/18/09)
 Rushing Yards - 1 vs. Baltimore (1/18/09)

Additional Statistics

Tackles - 3 (2007), 2 (2009)
 Forced Fumbles - 1 (2007)

17



DAMIAN WILLIAMS

WIDE RECEIVER • 6'3" • 199 lbs • COLLEGE: SOUTHERN CAL
ACQUIRED: D3a - 2010 • NFL EXP.: ROOKIE
HOMETOWN: SPRINGDALE, ARK.
GAMES PLAYED/GAMES STARTED: 0/0 (PLAYOFFS: 0/0)



2010 QUICK STATS

GP/GS: 0/0 • 0 receptions for 0 yards, 0 TDs

PRO: The Titans used their first of two third-round selections in 2010 on Southern California wide receiver Damian Williams, a versatile pass catcher who is also an experienced punt returner. His crisp route running ability combined with his glue-like hands and great focus make him a feared target in the passing game. His vision and elusiveness has shown itself in other aspects of his game as well, as he became one of the nation's most feared return men in 2009. Williams declared for the NFL Draft early after spending the last two seasons with the Trojans and his freshman campaign with the Arkansas Razorbacks.

CAREER HIGHLIGHTS:

- In 2009, recorded 70 receptions for 1,010 yards (14.4 avg.) with six touchdowns, while leading the conference with an average of 84.2 receiving yards per game.
- As a junior, also returned 24 punts for 340 yards and two touchdowns with his punt return average of 14.2 yards leading the conference and ranking third nationally.

TITANS TIDBITS:

- Founded a campus Bible study group known as Generate USC along with longtime teammate Mitch Mustain at Southern Cal. The group evolved to 85 people per week and Williams has passed the leadership torch to current USC quarterback Matt Barkley.

CAREER TRANSACTIONS:

- The Springdale, Ark., native was selected by the Titans with their first of two picks in the third round (77th overall) of the 2010 NFL Draft.

COLLEGE:

- In three collegiate seasons, Williams started 25 of 38 games and caught 147 passes for 2,114 yards (14.4 avg.) with 17 touchdowns. He began his career at Arkansas where he was named to the Freshman All-Southeastern Conference first team. Williams then transferred to Southern Cal following his freshman campaign and appeared in 26 games with 20 starts over two seasons, amassing 128 receptions for 1,879 yards (14.7 avg.) with 15 touchdowns for the Trojans. Williams was also a prolific punt returner bringing back 25 punts for 339 yards and two touchdowns.

AS A JUNIOR (2009), selected third-team All-American as an all-purpose athlete by The NFL Draft Report, while earning All-Pac 10 Conference first team honors as a receiver and punt returner. Also was a recipient of the College Football Performance National Punt Returner of the Year Award, and was voted USC's MVP by his teammates. Williams, a team captain, enjoyed his most successful campaign as a junior, recording 70 receptions for 1,010 yards (14.4 avg.) and six touchdowns, while leading the conference with an average of 84.2 receiving yards per game. He returned 24 punts for 340 yards and two touchdowns and his punt return average of 14.2 yards led the conference and ranked third nationally.

- At California (10/3), caught eight passes for 101 yards. Was named Pac-10 Special Teams Player of the Week after returning one punt for 66 yards.
- At Notre Dame (10/17), had four receptions for 108 yards and two touchdowns. Posted touchdown grabs of 20 yards and 44 yards from Matt Barkley in the victory.
- Against Boston College (12/26), set career-highs for receptions and receiving yardage, totaling 12 catches for 189 yards in the Emerald Bowl. Earned Emerald Bowl MVP honors for his performance.

AS A SOPHOMORE (2008), saw action in 13 games with nine starts and led the Trojans with 58 receptions for 869 yards (15.0 avg.) and nine

touchdowns. Earned College Football News Sophomore All-American honorable mention, USC's John McKay Award, as well as All-Pac 10 Conference honorable mention.

- Against Ohio State (9/13), grabbed three receptions for 49 yards with two touchdowns. Snared a 24-yard touchdown catch from Mark Sanchez in the third quarter. Notched a 17-yard touchdown grab later in the third stanza.
- Against Penn State (1/1), caught 10 passes for 162 yards and a touchdown in the Rose Bowl. Hauled in a 27-yard touchdown pass from Mark Sanchez in the first quarter.

2007 SEASON, transferred to Southern California in the spring of 2007 from Arkansas, but was forced to sit out the 2007 season under NCAA transfer rules.

AS A FRESHMAN (2006), was named to The Sporting News Freshman All-American third-team and Freshman All-Southeastern Conference first-team. Started five of the 13 games he appeared in at Arkansas, catching 19 passes for 235 yards (12.4 avg.) with two touchdowns.

- At Mississippi State (11/18), caught two passes for 37 yards with a touchdown. Hauled in a 29-yard touchdown pass from Casey Dick in the second quarter.

PERSONAL:

- Splits time between Nashville and Springdale, Ark.
- Attended Springdale High School (Springdale, Ark.), playing football for head coach Gus Malzahn. Helped Springdale to a 14-0 record in 2005 on the way to an Arkansas state championship title and a No. 2 national ranking.
- As a senior in 2005, caught 63 passes for 1,495 yards (23.7 avg.) with 24 touchdowns, ran for 463 yards on 31 carries (14.9 avg.) with 12 scores. Also had eight kickoff returns for 254 yards (31.8 avg.), including a pair of touchdowns. Defensively, made 25 tackles and three interceptions, returning one for a score.
- As a junior in 2004, he earned All-State honors as he caught 31 passes for 545 yards (17.6 avg.) with four touchdowns, rushed for 137 yards on 19 carries (7.2 avg.) with two scores, returned two kickoffs for 116 yards (58.0 avg.) and averaged 13.1 yards on as a punt returner.
- Also starred in baseball, where he helped his team to the Class 5-A-West title as a sophomore.
- Majored in Sociology at Southern Cal.
- Follow Williams on Twitter at @dwillone7.
- List of favorites: (movie) "Life"; (TV show) "CSI"; (actor) Will Smith; (music artist) Jay-Z.; (school subject) Math; (video game) NBA2K; (food) sushi; (sports hero) Charles Woodson; and (sports team as a child) Denver Nuggets, Dallas Cowboys, Atlanta Braves.
- Born Damian Lamar Williams on May 26, 1988 in Dallas, Texas.

DAMIAN WILLIAMS' COLLEGE STATISTICS

Year	Team	GP	GS	RECEIVING					RUSHING				
				No	Yds	Avg	Lg	TD	Att	Yds	Avg	Lg	TD
2006	Arkansas	13	5	19	235	12.4	46	2	1	5	5.0	5	0
2008	Southern Cal	13	9	58	869	15.0	35	9	4	43	10.8	16	0
2009	Southern Cal	12	11	70	1,010	14.4	75	6	2	16	8.0	9	0
College Totals		38	25	147	2,114	14.4	75	17	7	64	9.1	16	0

Year	Team	PUNT RETURN						KICKOFF RETURNS				
		No	FC	Yds	Avg	Lg	TD	No	Yds	Avg	Lg	TD
2006	Arkansas	0	0	0	0.0	0	0	0	0	0.0	0	0
2008	Southern Cal	1	0	-1	-1.0	-1	0	0	0	0.0	0	0
2009	Southern Cal	24	20	340	14.2	66	2	0	0	0.0	0	0
College Totals		25	20	339	13.6	66	2	0	0	0.0	0	0

Single-Game Highs

Receptions - 12 vs. Boston College (12/26/09)
 Receiving yards - 189 vs. Boston College (12/26/09)
 Long Reception - 75 at Arizona State (11/7/09)
 Touchdowns - 2 (twice, last at Notre Dame 10/17/09)

81



PAUL WILLIAMS

WIDE RECEIVER • 6'1" • 205 lbs • COLLEGE: FRESNO STATE
ACQUIRED: 3RD ROUND - 2007 • NFL EXP. (NFL/TITANS): 3/3
HOMETOWN: AVENAL, CALIF.
GAMES PLAYED/GAMES STARTED: 5/0 (PLAYOFFS: 1/0)



2010 QUICK STATS

GP/GS: 0/0 • 0 receptions for 0 yards, 0 TDs

PRO: Paul Williams possesses a variety of skills with his size, speed and leaping ability. After learning the wide receiver craft from the sidelines and practice field as a rookie, the Fresno State product appeared in five games during his second season and caught one pass for seven yards. He spent his entire third season on the team's practice squad. The athletic pass catcher hopes to contribute to a deep wide receiver group in 2010.

TITANS TIDBITS:

- Saddened by the passing away of both parents and one of his brothers, Paul experienced a great deal of adversity before he reached the age of 21. In 2000, his brother, Curtis, suffered a tragic injury. Curtis was a safety at the University of Washington, but he was paralyzed after he broke his neck tackling Stanford tailback Kerry Carter. Curtis died 19 months later from complications due to the injury. Paul was in high school when the injury happened and planned on giving up football after his brother's gruesome injury, but was encouraged to continue playing by Curtis before he passed away. Washington honors Curtis with his jersey #25 painted on the sidelines at Husky Stadium.
- In 2004, more misery was brought upon the Williams family. Paul's mother, Viola, passed away after dealing with Alzheimer's and his father, Donnie, passed away after suffering a heart attack. Williams keeps his family close to his heart and prays that his brother and parents are watching down on him.
- The youngest of seven children, Williams hails from an athletic family. Williams' brother, Dave, was a wide receiver at Fresno State in the 1980's. His brother, J.D., was a standout All-American cornerback at Fresno State (1986-89) and a first round draft choice by the Buffalo Bills in the 1990 NFL Draft. He played in four Super Bowls with the Bills and also played for the Arizona Cardinals, San Francisco 49ers and Carolina Panthers. Currently, J.D. is the secondary coach at the University of Washington. He also has served as an assistant football coach at California, Fresno State, San Jose State and Cal Poly.

CAREER TRANSACTIONS:

- The Avenal, Calif., native was selected by the Titans in the third round (80th overall) of the 2007 NFL Draft.
- Waived on Sept. 5, 2009 and signed to the Titans' practice squad on Sept. 6, 2009.

SEASON RECAPS:

2009 (0/0): Spent the entire season on the Titans' practice squad.

2008 (5/0, 1/0): Appeared in five games and grabbed one reception for seven yards. Registered his first career NFL reception with a seven-yard catch at Indianapolis (12/28). Saw action in his first career NFL game in the season opener against Jacksonville (9/7). Was inactive for 11 games.

- At Indianapolis (12/28), saw action in a reserve role at wide receiver and made his first career NFL reception on a seven-yard pass in the fourth quarter.
- Against Baltimore (1/10), played in a reserve role at wide receiver and on special teams. Posted a special teams tackle on coverage units.

2007 (0/0, 0/0): Was listed as inactive for all 16 regular season games and the Wild Card playoff against San Diego (1/6).

COLLEGE:

- Williams produced his best season statistically as a junior in 2005 earning

first-team All-WAC while hauling in a team-high 43 receptions for 729 yards and seven touchdowns. Williams crossed the 100-yard receiving mark three times and his 17.0 average yards per catch led the WAC. Also gained 83 yards on nine carries (9.2 avg.). Recorded six receptions for career-high 149 yards, including a school record 98-yard touchdown reception against Boise State.

- As senior, played in seven games with five starts and recorded 21 receptions for 229 yards (10.9 avg.) and one touchdown. Also rushed for 48 yards on six carries (8.0 avg.) and returned two kickoffs for 26 yards. Contributed two tackles on special teams and one forced fumble. Posted season-high six receptions for 85 yards and one touchdown at Washington. Missed five games due to injuries.
- As sophomore, played in all 12 games and posted seven receptions for 70 yards (10.0 avg.).
- As redshirt freshman, played in seven games and totaled three receptions for 20 yards (6.7 avg.).
- Majored in psychology.

PERSONAL:

- Married to Kenyeih Williams, splits time between Nashville and Avenal, Calif.
- Attended Avenal (Calif.) High School while earning first-team All-Star by The Fresno Bee at as senior. Recorded 13 interceptions and gained 953 receiving yards and 18 touchdowns. Also returned three kickoffs for scores that season. As junior was named League Defensive Player of the Year at defensive back.
- Also garnered All-League accolades in basketball as junior and reached the Valley Finals in the 100- and 200-meter dashes during his senior year in track.
- Hobbies include playing video games and playing with his Rottweiler, Jackson.
- List of favorites: (movie) "Life"; (TV show) "Chappelle Show"; (actor) Will Smith; (actress) Beyonce Knowles; (music artists) Lil Wayne; (sports hero) Barry Sanders; (vacation getaway) Fiji; (food) Pizza; and (car) Range Rover.
- Born Paul Edward Williams on Dec. 2, 1983 in Hanford, Calif.

P. WILLIAMS' GAME-BY-GAME

2007 Tennessee Titans

Date	Opp	W/L	P/S	No	Yds	Avg	Lg	TD
------	-----	-----	-----	----	-----	-----	----	----

Totals		10-6	0/0	0	0	0.0	0	0
---------------	--	-------------	------------	----------	----------	------------	----------	----------

Playoffs

Jan 6	@	SD	L	IA				
-------	---	----	---	----	--	--	--	--

Totals		0-1	0/0	0	0	0	0	0
---------------	--	------------	------------	----------	----------	----------	----------	----------

* Was inactive for all 16 regular season games from Sept. 9 - Dec. 30

2008 Tennessee Titans

Date	Opp	W/L	P/S	No	Yds	Avg	Lg	TD
------	-----	-----	-----	----	-----	-----	----	----

Sept 7	Jax	W	p	0	0	-	0	0
--------	-----	---	---	---	---	---	---	---

Sept 14	@	Cin	W	IA				
---------	---	-----	---	----	--	--	--	--

Sept 21	Hou	W	IA					
---------	-----	---	----	--	--	--	--	--

Sept 28	Min	W	IA					
---------	-----	---	----	--	--	--	--	--

Oct 5	@	Bal	W	IA				
-------	---	-----	---	----	--	--	--	--

Oct 19	@	KC	W	p	0	0	-	0
--------	---	----	---	---	---	---	---	---

Oct 27	Ind	W	p	0	0	-	0	0
--------	-----	---	---	---	---	---	---	---

Nov 2	GB	W	IA					
-------	----	---	----	--	--	--	--	--

Nov 9	@	Chi	W	IA				
-------	---	-----	---	----	--	--	--	--

Nov 16	@	Jax	W	p	0	0	-	0
--------	---	-----	---	---	---	---	---	---

Nov 23	NYJ	L	IA					
--------	-----	---	----	--	--	--	--	--

Nov 27	@	Det	W	IA				
--------	---	-----	---	----	--	--	--	--

Dec 7	Cle	W	IA					
-------	-----	---	----	--	--	--	--	--

Dec 14	@	Hou	L	IA				
--------	---	-----	---	----	--	--	--	--

Dec 21	Pit	W	IA					
--------	-----	---	----	--	--	--	--	--

Dec 28	@	Ind	L	p	1	7	7.0	7
--------	---	-----	---	---	---	---	-----	---

Totals		13-3	5/0	1	7	7.0	7	0
---------------	--	-------------	------------	----------	----------	------------	----------	----------

Playoffs

Jan 10	Bal	L	p	0	0	0.0	0	0
--------	-----	---	---	---	---	-----	---	---

Totals		0-1	1/0	0	0	0.0	0	0
---------------	--	------------	------------	----------	----------	------------	----------	----------

PAUL WILLIAMS' NFL STATISTICS

REGULAR SEASON

Year	Team	GP	GS	No	RECEIVING				TD	RUSHING				
					Yds	Avg	Lg	Att		Yds	Avg	Lg	TD	
2007	Tennessee	0	0	0	0	0.0	0	0	0	0	0.0	0	0	
2008	Tennessee	5	0	1	7	7.0	7	0	0	0	0.0	0	0	
2009	Tennessee				Practice Squad									
NFL Totals		5	0	1	7	7.0	7	0	0	0	0.0	0	0	

PLAYOFFS

Year	Team	GP	GS	No	RECEIVING				TD	RUSHING				
					Yds	Avg	Lg	Att		Yds	Avg	Lg	TD	
2007	Tennessee	0	0	0	0	0.0	0	0	0	0	0.0	0	0	
2008	Tennessee	1	0	0	0	0.0	0	0	0	0	0.0	0	0	
Playoff Totals		1	0	0	0	0.0	0	0	0	0	0.0	0	0	

Single-Game Highs

Receptions - 1 at Indianapolis (12/28/08)
 Receiving Yards - 7 at Indianapolis (12/28/08)

Additional Statistics

Special Teams Tackles - 1 (2008 postseason)

52



JAMIE WINBORN

LINEBACKER • 5'11" • 230 lbs • COLLEGE: VANDERBILT
ACQUIRED: FREE AGENT - 2009 • NFL EXP. (NFL/TITANS): 9/1
HOMETOWN: WETUMPKA, ALA.
GAMES PLAYED/GAMES STARTED: 94/32 (PLAYOFFS: 1/0)



2010 QUICK STATS

GP/GS: 0/0 • 0 tackles, 0 sacks, 0 QBP, 0 INT, 0 PD, 0 FF, 0 FR

PRO: Jamie Winborn is a veteran linebacker that will compete for playing time on the outside in the Titans' 4-3 front. The former Vanderbilt standout is an experienced special teams contributor and will look to make an impact on coverage units in 2010.

CAREER HIGHLIGHTS:

- In 2008, Winborn played in all 16 games for the Broncos and led the team with a career-best 117 tackles and 10 passes defended.
- In 2004, Winborn played in 14 games with 10 starts and finished third on the squad with 104 tackles and a career-high 4.5 sacks for 39.5 yards.

TITANS TIDBITS:

- Winborn has always been interested in music. He played a variety of instruments at a young age and was "first chair" as a clarinet player as an eighth grader.
- Winborn graduated with a degree in human organizational development from Vanderbilt University, fulfilling a promise he made to his family when he left school early as a junior in 2001.
- In 2006, Winborn started his Born 2 Win Foundation which focuses on benefiting the youth of his hometown of Wetumpka, Ala.

CAREER TRANSACTIONS:

- The Wetumpka, Ala., native was originally selected by the San Francisco 49ers in the second round (47th overall) of the 2001 NFL Draft.
- Traded by the 49ers to the Jacksonville Jaguars for an undisclosed draft pick on Oct. 7, 2005.
- Signed by the Tampa Bay Buccaneers as an unrestricted free agent on April 3, 2006.
- Released by the Buccaneers on Sept. 1, 2007 and signed by the Denver Broncos on Sept. 11, 2007.
- Signed by the Titans as a free agent on Dec. 22, 2009.

SEASON RECAPS:

2009 (2/0 - Tennessee): Appeared in two games and collected two special teams tackles. Led the team in special teams tackles once in 2009 (vs. SD). Signed as a free agent on Dec. 22, 2009 after David Thornton was placed on injured reserve.

- Against San Diego (12/25), tied for the team lead with two special teams tackles on coverage units.

2008 (16/11 - Denver): Saw action in 16 games with 11 starts and led the team with 117 tackles and 10 passes defended. Also collected a half sack and four special teams stops.

- At New England (10/20), started at linebacker and had six tackles, a half sack and a pass defended.
- Against Miami (11/2), recorded 11 tackles and two passes defended.
- At Atlanta (11/16), tied a season high with 12 tackles and added a quarterback pressure and a pass defended.

2007 (14/2 - Denver): Played 14 games with two starts and led the club with 11 special teams tackles (7 kickoff, 4 punt) while adding 24 defensive tackles, a half a sack and three passes defended. Competed in training camp with Tampa Bay but was released on Sept. 1 before signing with the Broncos on Sept. 11.

- Against Kansas City (12/9), contributed three solo tackles and one pass defended and also led the team with a season-high four special teams stops.
- At San Diego (12/24), posted eight tackles and two passes defended in his first start of the year on Monday Night Football.

- Against Minnesota (12/30), contributed six tackles, including half a sack in overtime that resulted in a lost fumble, in the season-ending win.

2006 (14/0 - Tampa Bay): Appeared in 14 games as a reserve and placed sixth on the team with 14 special-teams stops and added a forced fumble on coverage units. Also contributed six tackles on defense.

- Against Atlanta (12/10), contributed a tackle and a forced fumble on special teams. On the opening kickoff, jarred the ball from Allen Rossum at the Falcons' 12-yard line.

2005 (8/2 - San Francisco/Jacksonville): Played in eight games with two starts combined for San Francisco and Jacksonville. Played in three games with two starts with the 49ers before being traded to the Jaguars on Oct. 7. Played in five games for Jacksonville before being placed on injured reserve on Nov. 29. He totaled a combined 15 tackles and a pair of special teams stops for the two teams.

- Against St. Louis (9/11), recorded seven tackles as a starter in the season opener.
- At Pittsburgh (10/16), as a reserve made one tackle on defense and another on special teams in his Jacksonville debut.

2004 (14/10 - San Francisco): Played in 14 games with 10 starts and placed third on the team with 104 tackles and a career-high 4.5 sacks for 39.5 yards. Added three forced fumbles, a fumble recovery, an interception and two passes defended. Was also selected as the team's nominee for the Ed Block Courage Award.

- Against Atlanta (9/12), posted three tackles, including a pair of sacks and a forced fumble. On third down of Atlanta's first series, sacked Michael Vick, forcing a fumble. Vick eventually recovered the loose ball for a 21-yard loss to the Falcons' 11-yard line.
- Against Arizona (10/10), as a starter collected six tackles and an interception. Intercepted a Josh McCown pass and returned it one yard.
- At N.Y. Jets (10/17), made a season-high 15 tackles.

2003 (9/0 - San Francisco): Played in nine games before being placed on injured reserve on Nov. 15. Amassed 61 tackles, including three sacks for 18 yards, five passes defended, a forced fumble, a fumble recovery and a pair of special teams stops.

- Against Chicago (9/7), made four tackles, including a sack and an assisted stop on special teams.
- Against Tampa Bay (10/19), recorded six tackles, a forced fumble, a fumble recovery and a pass defended.
- At Arizona (10/26), posted 13 tackles and a special teams stop.

2002 (3/3 - San Francisco): His second season was cut short due to an injury which limited him to three games with three starts. Recorded 28 tackles, one sack for eight yards and two passes defended. Added a pair of special teams stops. Was placed on injured reserve on Jan. 2, 2003.

- Against N.Y. Giants (9/5), earned the NFC Defensive Player of the Week recognition after making a career-high 16 tackles, including a sack and two passes defended.
- Against Denver (9/15), contributed a team-high nine tackles to go with a special teams stop.
- Against Washington (9/22), made three tackles before leaving the game with an injury which forced him to be inactive for the remainder of the season.

2001 (14/4, 1/0 - San Francisco): Played in 14 games with four starts and finished the season with 52 tackles, including a half sack, a fumble

recovery, two interceptions and two passes defended. Also contributed 11 special teams stops. Declared inactive for two of the team's first three games due to an injury suffered in the preseason.

- Against Carolina (10/7), made his first NFL start and registered the team's rookie record with 13 tackles.
- Against Buffalo (12/2), snared the first interception of his career and added a pair of tackles on defense and a special teams stop. On the game's last play, intercepted Alex Van Pelt's pass at the 49ers' one-yard line to secure a 35-0 shutout.
- At New Orleans (1/6), collected three tackles, an interception and a fumble recovery. In the second quarter, pounced on Ricky Williams' fumble and returned it 17 yards to help set up a touchdown. In the fourth quarter, picked off an Aaron Brooks' pass and returned it 29 yards to help set up a touchdown.

COLLEGE:

- Was a three-year starter at Vanderbilt where he accrued 377 tackles and 16.5 sacks.
- Started the last nine games of his junior season and placed second on the team with 105 tackles, three sacks and two forced fumbles.
- As a sophomore, was chosen second-team All-America by Football News and First-Team All-Southeastern Conference after leading the SEC

in tackles for the second consecutive season as he posted 141 stops along with 5.5 sacks.

- As a redshirt freshman, was chosen as an All-American by The Sporting News and Football News after leading the SEC in tackles with 131 stops. Led the Commodores with eight sacks and added two forced fumbles and a fumble recovery.
- Majored in human and organizational development at Vanderbilt.

PERSONAL:

- Played linebacker and fullback at Wetumpka High School in Wetumpka, Ala.
- Was named all-metro, all-region, all-district and second-team all-state after a senior season in which he posted 137 tackles and rushed 11 times for 159 yards.
- As a sophomore, competed in the 100-meter dash and 4x100 relays at Texas Regionals.
- Born Jamie Keith Winborn on May 14, 1979 in Wetumpka, Ala.

WINBORN'S GAME-BY-GAME

2001 San Francisco 49ers

Date	Opp	W/L	P/S	Tot Solo Asst	Sk	- Yds	QBP	TFL	Int	Yds	-TD	PD	FF	FR	Yds	SpT			
Sept 9	Atl	W	IA																
Sept 23	StL	L	IA																
Oct 1	@NYJ	W	p	0	0	0	0.0	0.0	NA	NA	0	0	0	0	0	0 NA			
Oct 7	Car	W	S	13	9	4	0.0	0.0	NA	NA	0	0	0	0	0	0 NA			
Oct 14	@Atl	W	S	5	4	1	0.0	0.0	NA	NA	0	0	0	0	0	0 NA			
Oct 28	@Chi	L	p	0	0	0	0.0	0.0	NA	NA	0	0	0	0	0	0 NA			
Nov 4	Det	W	p	0	0	0	0.0	0.0	NA	NA	0	0	0	0	0	0 NA			
Nov 11	NO	W	p	0	0	0	0.0	0.0	NA	NA	0	0	0	0	0	0 NA			
Nov 18	@Car	W	p	0	0	0	0.0	0.0	NA	NA	0	0	0	0	0	0 NA			
Nov 25	@Ind	W	p	4	3	1	0.0	0.0	NA	NA	0	0	0	0	0	0 NA			
Dec 2	Buf	W	p	2	1	1	0.0	0.0	NA	NA	1	11	0	1	0	0 NA			
Dec 9	@StL	L	p	5	3	2	0.0	0.0	NA	NA	0	0	0	0	0	0 NA			
Dec 16	Mia	W	S	9	4	5	0.5	4.5	NA	NA	0	0	0	0	0	0 NA			
Dec 22	Phi	W	S	9	5	4	0.0	0.0	NA	NA	0	0	0	0	0	0 NA			
Dec 30	@Dal	L	p	1	0	1	0.0	0.0	NA	NA	0	0	0	0	0	0 NA			
Jan 6	@NO	W	p	3	2	1	0.0	0.0	NA	NA	1	29	0	1	0	1 NA			
Totals		12-4	14/4	52	32	20	0.5	4.5	NA	NA	2	40	0	2	0	1	0	11	
Playoffs																			
Jan 15	@GB	L	p	2	0	2	0.0	0.0	NA	NA	0	0	0	0	0	0	0 NA		
Totals		0-1	1/0	2	0	2	0.0	0.0	NA	NA	0	0	0	0	0	0	0	0	0

2002 San Francisco 49ers

Date	Opp	W/L	P/S	Tot Solo Asst	Sk	- Yds	QBP	TFL	Int	Yds	-TD	PD	FF	FR	Yds	SpT				
Sept 5	@NYG	W	S	16	13	3	1.0	8.0	NA	NA	0	0	0	2	0	0 NA				
Sept 15	Den	L	S	9	5	4	0.0	0.0	NA	NA	0	0	0	0	0	0 NA				
Sept 22	Was	W	S	3	3	0	0.0	0.0	NA	NA	0	0	0	0	0	0 NA				
Totals		10-6	3/3	28	21	7	1.0	8.0	NA	NA	0	0	0	0	0	0	0	2		
Playoffs																				
Jan 5	NYG	W																		
Placed on injured reserve 1/2/03																				
Totals		1-1	0/0	0	0	0	0.0	0.0	NA	NA	0	0	0	0	0	0	0	0	0	NA
* Was inactive for 13 consecutive games from Oct. 6 - Dec. 30.																				

2003 San Francisco 49ers

Date	Opp	W/L	P/S	Tot Solo Asst	Sk	- Yds	QBP	TFL	Int	Yds	-TD	PD	FF	FR	Yds	SpT				
Sept 7	Chi	W	p	4	2	2	1.0	1.0	NA	NA	0	0	0	0	0	0 NA				
Sept 14	@StL	L	p	3	3	0	1.0	9.0	NA	NA	0	0	0	0	0	0 NA				
Sept 21	Cle	L	p	10	7	3	0.0	0.0	NA	NA	0	0	0	2	0	0 NA				
Sept 28	@Min	L	p	10	6	4	0.0	0.0	NA	NA	0	0	0	0	0	0 NA				
Oct 5	Det	W	p	0	0	0	0.0	0.0	NA	NA	0	0	0	2	0	0 NA				
Oct 12	@Sea	L	p	12	9	3	0.0	0.0	NA	NA	0	0	0	0	0	0 NA				
Oct 19	TB	W	p	6	3	3	0.0	0.0	NA	NA	0	0	1	1	1	0 NA				
Oct 26	@Arz	L	p	13	7	6	0.0	0.0	NA	NA	0	0	0	0	0	0 NA				
Nov 2	StL	W	p	3	3	0	1.0	8.0	NA	NA	0	0	0	0	0	0 NA				
Nov 17	Pit	W																		
Placed on injured reserve 11/15/03																				
Totals		7-9	9/0	61	40	21	3.0	18.0	NA	NA	0	0	0	5	1	1	0	2		

2004 San Francisco 49ers

Date	Opp	W/L	P/S	Tot Solo Asst	Sk	- Yds	QBP	TFL	Int	Yds	-TD	PD	FF	FR	Yds	SpT
Sept 12	Atl	L	p	3	2	1	2.0	21.0	NA	NA	0	0	0	1	0	0 NA
Sept 19	@NO	L	p	2	0	2	0.0	0.0	NA	NA	0	0	0	0	1	0 NA
Sept 26	@Sea	L	p	6	5	1	0.0	0.0	NA	NA	0	0	0	0	0	0 NA

Oct 3	StL	L	p	5	3	2	0.0	0.0	NA	NA	0	0	0	0	0	0 NA			
Oct 10	Arz	W	S	6	4	2	0.0	0.0	NA	NA	1	1	0	1	0	0 NA			
Oct 17	@NYJ	L	S	15	9	6	0.0	0.0	NA	NA	0	0	0	0	0	0 NA			
Oct 31	@Chi	L	S	9	7	2	1.5	7.5	NA	NA	0	0	0	0	0	0 NA			
Nov 7	Sea	L	S	10	4	6	1.0	11.0	NA	NA	0	0	0	0	0	0 NA			
Nov 14	Car	L	S	5	4	1	0.0	0.0	NA	NA	0	0	0	0	0	0 NA			
Nov 21	@TB	L	S	4	3	1	0.0	0.0	NA	NA	0	0	0	0	0	0 NA			
Nov 28	Mia	L	S	8	5	3	0.0	0.0	NA	NA	0	0	0	1	0	0 NA			
Dec 5	@StL	L	S	12	8	4	0.0	0.0	NA	NA	0	0	0	0	1	0 NA			
Dec 12	@Arz	W	S	11	5	6	0.0	0.0	NA	NA	0	0	0	0	0	0 NA			
Dec 18	Was	L	S	8	5	3	0.0	0.0	NA	NA	0	0	0	0	0	0 NA			
Dec 26	Buf	L	IA																
Jan 2	@NE	L	IA																
Totals		2-14	14/10	104	64	40	4.5	39.5	NA	NA	1	1	0	2	3	1	0	0	0

2005 San Francisco 49ers/Jacksonville Jaguars

Date	Opp	W/L	P/S	Tot Solo Asst	Sk	- Yds	QBP	TFL	Int	Yds	-TD	PD	FF	FR	Yds	SpT				
Sept 11	StL	L	S	7	4	3	0.0	0.0	NA	NA	0	0	0	0	0	0 NA				
Sept 18	@Phi	L	S	5	4	1	0.0	0.0	NA	NA	0	0	0	0	0	0 NA				
Sept 25	Dal	L	p	1	0	1	0.0	0.0	NA	NA	0	0	0	0	0	0 NA				
Oct 2	@Arz	L	IA																	
Traded to Jacksonville Oct 7																				
Oct 9	Cin	W	IA																	
Oct 16	@Pit	W	p	1	1	0	0.0	0.0	NA	NA	0	0	0	0	0	0 NA				
Oct 30	@StL	L	p	0	0	0	0.0	0.0	NA	NA	0	0	0	0	0	0 NA				
Nov 6	Hou	W	p	0	0	0	0.0	0.0	NA	NA	0	0	0	0	0	0 NA				
Nov 13	Balt	W	p	1	1	0	0.0	0.0	NA	NA	0	0	0	0	0	0 NA				
Nov 20	@Ten	W	p	0	0	0	0.0	0.0	NA	NA	0	0	0	0	0	0 NA				
Nov 27	@Arz	W	IA																	
Dec 4	@Cle	W	IA																	
Dec 11	Ind	L																		
Placed on injured reserve on 11/29/05																				
Totals		8/2	15	10	5	0.0	0.0	NA	NA	0	0	0	0	0	0	0	0	0	2	

2006 Tampa Bay Buccaneers

Date	Opp	W/L	P/S	Tot Solo Asst	Sk	- Yds	QBP	TFL	Int	Yds	-TD	PD	FF	FR	Yds	SpT				
Sept 10	Balt	L	p	1	1	0	0.0	0.0	NA	NA	0	0	0	0	0	0 NA				
Sept 17	@Atl	L	IA																	
Sept 24	Car	L	p	0	0	0	0.0	0.0	NA	NA	0	0	0	0	0	0 NA				
Oct 8	@NO	L	IA																	
Oct 15	Cin	W	p	0	0	0	0.0	0.0	NA	NA	0	0	0	0	0	0 NA				
Oct 22	Phi	W	p	0	0	0	0.0	0.0	NA	NA	0	0	0	0	0	0 NA				
Oct 29	@NYG	L	p	0	0	0	0.0	0.0	NA	NA	0	0	0	0	0	0 NA				
Nov 5	NO	L	p	1	1	0	0.0	0.0	NA	NA	0	0	0	0	0	0 NA				
Nov 13	@Car	L	p	0	0	0	0.0	0.0	NA	NA	0	0	0	0	0	0 NA				
Nov 19	Was	W	p	0	0	0	0.0	0.0	NA	NA	0	0	0	0	0	0 NA				
Nov 23	@Dal	L	p	2	1	1	0.0	0.0	NA	NA	0	0	0	0	0	0 NA				
Dec 3	@Pit	L	p	1	1	0	0.0	0.0	NA	NA	0	0	0	0	0	0 NA				
Dec 10	Atl	L	p	0	0	0	0.0	0.0	NA	NA	0	0	0	0	0	0 NA				
Dec 17	@Chi	L	p	1	0	1	0.0	0.0	NA	NA	0	0	0	0	0	0 NA				
Dec 24	@Cle	W	p	0	0	0	0.0	0.0	NA	NA	0	0	0	0	0	0 NA				
Dec 31	Sea	L	p	0	0	0	0.0													

WINBORN'S GAME-BY-GAME CONT.

2007 Denver Broncos

Date	Opp	W/L	P/S	Tot Solo	Asst	Sk - Yds	QBP	TFL	Int- Yds	-TD	PD	FF	FR - Yds	SpT
Not with team														
Sept 9	@ Buf	W												
Sept 16	Oak	W	IA											
Sept 23	Jax	L	p	0	0	0	0.0	0.0	NA	NA	0	0	0	0
Sept 30	@ Ind	L	p	3	2	1	0.0	0.0	NA	NA	0	0	0	0
Oct 7	SD	L	p	0	0	0	0.0	0.0	NA	NA	0	0	0	0
Oct 21	Pit	W	p	0	0	0	0.0	0.0	NA	NA	0	0	0	0
Oct 29	GB	L	p	0	0	0	0.0	0.0	NA	NA	0	0	0	0
Nov 4	@ Det	L	p	0	0	0	0.0	0.0	NA	NA	0	0	0	0
Nov 11	@ KC	W	p	0	0	0	0.0	0.0	NA	NA	0	0	0	0
Nov 19	Ten	W	p	0	0	0	0.0	0.0	NA	NA	0	0	0	0
Nov 25	@ Chi	L	p	0	0	0	0.0	0.0	NA	NA	0	0	0	0
Dec 2	@ Oak	L	p	0	0	0	0.0	0.0	NA	NA	0	0	0	0
Dec 9	KC	W	p	3	3	0	0.0	0.0	NA	NA	0	0	1	0
Dec 13	@ Hou	L	p	4	4	0	0.0	0.0	NA	NA	0	0	0	0
Dec 24	@ SD	L	S	8	7	1	0.0	0.0	NA	NA	0	0	2	0
Dec 30	Min	W	S	6	5	1	0.5	4.5	NA	NA	0	0	0	0
Totals			7-9	14/2	24	21	3	0.5	4.5	NA	NA	0	0	3

2008 Denver Broncos

Date	Opp	W/L	P/S	Tot Solo	Asst	Sk - Yds	QBP	TFL	Int- Yds	-TD	PD	FF	FR - Yds	SpT
Sept 8	@ Oak	W	S	9	5	4	0.0	0.0	NA	NA	0	0	0	0
Sept 14	SD	W	p	0	0	0	0.0	0.0	NA	NA	0	0	0	0
Sept 21	NO	W	p	5	3	2	0.0	0.0	NA	NA	0	0	0	0
Sept 28	@ KC	L	p	1	0	1	0.0	0.0	NA	NA	0	0	0	0

Oct 5	TB	W	p	6	3	3	0.0	0.0	NA	NA	0	0	0	0
Oct 12	Jax	L	p	3	1	2	0.0	0.0	NA	NA	0	0	0	0
Oct 20	@ NE	L	S	6	6	0	0.5	2.5	NA	NA	0	0	1	0
Nov 2	Mia	L	S	11	8	3	0.0	0.0	NA	NA	0	0	2	0
Nov 6	@ Cle	W	S	12	9	3	0.0	0.0	NA	NA	0	0	1	0
Nov 16	@ Atl	W	S	12	10	2	0.0	0.0	NA	NA	0	0	1	0
Nov 23	Oak	L	S	11	7	4	0.0	0.0	NA	NA	0	0	0	0
Nov 30	@ NYJ	W	S	12	9	3	0.0	0.0	NA	NA	0	0	1	0
Dec 7	KC	W	S	5	3	2	0.0	0.0	NA	NA	0	0	1	0
Dec 14	@ Car	L	S	6	5	1	0.0	0.0	NA	NA	0	0	1	0
Dec 21	Buf	L	S	8	6	2	0.0	0.0	NA	NA	0	0	1	0
Dec 28	@ SD	L	S	10	9	1	0.0	0.0	NA	NA	0	0	0	0
Totals			8-8	16/11	117	84	33	0.5	2.5	NA	NA	0	0	9

2009 Tennessee Titans

Date	Opp	W/L	P/S	Tot Solo	Asst	Sk - Yds	QBP	TFL	Int- Yds	-TD	PD	FF	FR - Yds	SpT
Dec 25	SD	L	p	0	0	0	0.0	0.0	0	0	0	0	0	0
Jan 3	@ Sea	W	p	0	0	0	0.0	0.0	0	0	0	0	0	0
Totals			1-1	2/0	0	0	0	0.0	0.0	0	0	0	0	0

JAMIE WINBORN'S NFL STATISTICS

REGULAR SEASON

Year	Team	GP	GS	TACKLES							INTERCEPTIONS					FUMBLES			
				Tot	Solo	Asst	Sk	Yds	QBP	TFL	No	Yds	Lg	TD	PD	FF	FR	Yds	SpT
2001	San Francisco	14	4	52	32	20	0.5	4.5	NA	NA	2	40	29	0	2	0	1	17	11
2002	San Francisco	3	3	28	21	7	1.0	8.0	NA	NA	0	0	0	0	2	0	0	0	2
2003	San Francisco	9	0	61	40	21	3.0	18.0	NA	NA	0	0	0	0	5	1	1	0	2
2004	San Francisco	14	10	104	64	40	4.5	39.5	NA	NA	1	1	1	0	2	3	1	0	0
2005	SF/Jacksonville	8	2	15	10	5	0.0	0.0	NA	NA	0	0	0	0	0	0	0	0	2
2006	Tampa Bay	14	0	6	4	2	0.0	0.0	NA	NA	0	0	0	0	0	0	0	0	14
2007	Denver	14	2	24	21	3	0.5	4.5	NA	NA	0	0	0	0	3	0	0	0	11
2008	Denver	16	11	117	84	33	0.5	2.5	NA	NA	0	0	0	0	10	0	0	0	4
2009	Tennessee	2	0	0	0	0	0.0	0.0	0	0	0	0	0	0	0	0	0	0	2
NFL Totals		94	32	407	276	131	10.0	77.0	0	0	3	41	29	0	24	4	3	17	48

PLAYOFFS

Year	Team	GP	GS	TACKLES							INTERCEPTIONS					FUMBLES			
				Tot	Solo	Asst	Sk	Yds	QBP	TFL	No	Yds	Lg	TD	PD	FF	FR	Yds	SpT
2001	San Francisco	1	0	2	0	2	0.0	0.0	0	0	0	0	0	0	0	0	0	0	0
Playoff Totals		1	0	2	0	2	0.0	0.0	0	0	0	0	0	0	0	0	0	0	0

Single-Game Highs

Tackles - 16 vs. N.Y. Giants (9/5/02)
 Interceptions - 1 (three times, last vs. Arizona 10/10/04)
 Sacks - 2 vs. Atlanta (9/12/04)

4



WILL WITHERSPOON

LINEBACKER • 6'1" • 240 lbs • COLLEGE: GEORGIA
ACQUIRED: FREE AGENT - 2010 • NFL EXP. (NFL/TITANS): 9/1
HOMETOWN: PANAMA CITY, FLA.
GAMES PLAYED/GAMES STARTED: 127/115 (PLAYOFFS: 8/8)



2010 QUICK STATS

GP/GS: 0/0 • 0 tackles, 0 sacks, 0 QBP, 0 INT, 0 PD, 0 FF, 0 FR

PRO: Will Witherspoon is an experienced linebacker that has played both middle and outside linebacker during his NFL career. The nine-year veteran is a sideline-to-sideline player who can provide both support in pass coverage and leadership in the huddle.

CAREER HIGHLIGHTS:

- Has produced 25 career double-digit tackle games, including playoffs.
- Collected a career-best 16 tackles against the New England Patriots in Super Bowl XXXVIII.
- In 2007, was named the Rams' MVP after leading the team with 136 tackles and tallying a career-high seven sacks.

TITANS TIDBITS:

- Witherspoon is the proud owner of Shiregate Farms, a 450-acre farm located in Owensville, Mo. Originally started as a hobby farm, he and his farm manager are currently working to establish a co-operative business for grass-fed beef, and are hoping to expand into local markets.
- The son of a retired military officer, Witherspoon was born in San Antonio, Texas, and has lived in Germany, England, Arizona and Florida. With his father stationed abroad growing up, the family chose to live in the community instead of military bases so the children could broaden their education and experience different cultures.
- Witherspoon and former Panthers teammate, Dan Morgan, own and operate two dog day-care centers, Club K-9, in Charlotte, N.C. A true dog lover, he once had two Weimaraners, an English Mastiff, a Great Dane and a Great Swiss Mountain Dog at the same time when he lived in North Carolina. He currently has a German Shepherd back in Missouri.
- Played in 17 regular season games in 2009, becoming one of just five players to do so in the bye era (since 1990).

CAREER TRANSACTIONS:

- The Panama City, Fla., native was originally selected by the Carolina Panthers in the third round (73rd overall) of the 2002 NFL Draft.
- Signed as an unrestricted free agent with the St. Louis Rams on March 12, 2006.
- Traded by the Rams to the Philadelphia Eagles for wide receiver Brandon Gibson and a 2010 fifth-round pick on Oct. 20, 2009.
- Signed by the Titans as a free agent on March 10, 2009.

SEASON RECAPS:

2009 (5/5 - St. Louis; 11/10, 1/1 - Philadelphia): Started the first five games of the season at weakside linebacker for the Rams before being traded to the Eagles on Oct. 20, 2009. Appeared in 11 regular season games with 10 starts for the Eagles and collected 68 tackles, a sack, an interception, a forced fumble and six passes defended. Totaled 36 tackles and a quarterback pressure in five games with St. Louis. Played in 17 regular season games in 2009, becoming one of just five players to do so in the bye era (since 1990).

- At Seattle (9/13), started at weakside linebacker, marking his 100th career start.
- At Washington (10/26), in his first game with Eagles, recorded a sack and an interception return for a touchdown. Became the second player in NFL history to do so in his first game with a new team.

2008 (16/12 - St. Louis): Played in 16 games with 12 starts and finished third on the team with 88 tackles.

- At Seattle (9/21), recorded a team-high and season-high 12 tackles and a sack.
- Against Dallas (10/19), collected five tackles and notched his first

interception as a Ram and returned it two yards.

2007 (16/16 - St. Louis): Started all 16 games at middle linebacker and led the team in tackles with 132 stops. Notched a career-high seven sacks, while posting at least one sack in five consecutive games between Weeks 8-13. Became the first linebacker in 15 years to lead the Rams in sacks since Kevin Greene had 10.0 in 1992. Received the team's Daniel F. Reeves Memorial Award given to Rams' MVP. Named to USA Today All-Joe Team, for the second time in his career.

- At Seattle (10/21), tied a career-high with 16 tackles.
- At New Orleans (11/11), posted seven tackles leading the team for third consecutive week. Tallied his third sack of the season and forced a fumble while lining up at defensive end in pass rushing situations.
- Against Seattle (11/25), tied single-game career-high with sacks, marking his fourth consecutive contest with at least one sack.

2006 (16/16 - St. Louis): Started all 16 games in his first season with the Rams and collected a career-best 136 tackles. Posted three sacks, nine passes defended, a forced fumble and a fumble recovery.

- At San Francisco (9/17), led the team with then career-high 13 tackles.
- At Seattle (11/12), led the team with 10 tackles and recorded two sacks.

2005 (15/15, 3/3 - Carolina): Led the Panthers in tackles for second straight season with 109 stops. Added 2.5 sacks, two interceptions and 13 passes defended.

- Against N.Y. Jets (11/13), intercepted a Brooks Bollinger pass and returned it 35 yards for a touchdown.
- Against Dallas (12/24), registered a season-high 12 tackles with a sack and a pass defended.
- At N.Y. Giants (1/6), notched five tackles, a sack and a forced fumble in NFC Wild Card Game.

2004 (16/16 - Carolina): Started all 16 games for the second consecutive season. Led the team with 110 tackles and notched a career-best four interceptions. Posted three sacks, five passes defended, two forced fumbles and a fumble recovery.

- Against Oakland (11/7), recorded 10 tackles, his second career interception and two passes defended.
- At San Francisco (11/14), collected a season-best 11 tackles, while adding a forced fumble, a sack and an interception.

2003 (16/16, 4/4 - Carolina): Started all 16 games and finished second on the team with 114 tackles while also posting an interception, a sack and four passes defended. Named to USA Today's All-Joe team.

- Against Dallas (1/3), registered eight tackles and a forced fumble in NFC Wild Card Game.
- At Philadelphia (1/18), posted nine tackles and a sack of Donovan McNabb in NFC Championship Game.
- In Super Bowl XXXVIII (2/1), made a career-high 16 tackles against New England.

2002 (15/8 - Carolina): As a rookie, collected 88 tackles, 1.5 sacks, five passes defended, a forced fumble and a fumble recovery. Made his first career NFL start at Atlanta (10/20) and notched nine tackles. Moved from weakside to middle linebacker for final eight games of season after injury to Dan Morgan, producing five straight games with double-digit tackles.

- At Cleveland (12/1), tied for team-lead with 11 tackles, adding first career half sack of Tim Couch.
- Against Cincinnati (12/8), tied for team-lead with a then career-best 12

tackles, including his first career forced fumble and his first career full sack of Jon Kitna.

• Majored in agricultural engineering at Georgia.

COLLEGE:

- Witherspoon was a three-year starter at Georgia and finished his Bulldogs career with 211 tackles, one fumble recovery, one forced fumble, 3.5 sacks, seven passes defended, and 15 quarterback pressures.
• Showed versatility throughout his collegiate career, starting at middle linebacker as a sophomore, strongside linebacker as a junior, and weakside linebacker as a senior.
• As a senior, started nine games and posted 43 tackles, a sack, one forced fumble, one pass defended, and six quarterback pressures.
• Started 10 games at strongside linebacker as a junior in 2000, finishing third on the team with career-high 85 tackles while adding two sacks, one fumble recovery, four passes defended, three quarterback pressures, and a team-high 10 special teams stops.
• Saw action in eight games, starting five at middle linebacker as a sophomore.
• Played in all 11 games as a true freshman, finishing with 50 tackles.

PERSONAL:

- Married to Rebecca and has three daughters Layne, Maya and Shaye. Splits time between Nashville and Wildwood, Mo.
• Moved from defensive end to linebacker prior to the senior year at Rutherford High in Panama City, Fla., and earned USA Today Player of the Year for Florida after leading team to 13-1 record and second-place finish in state playoffs.
• Also lettered in track, competing in 100- and 200-meters as well as the long jump. Became the state long-jump champion as a senior with jump of 26 feet, 10.5 inches.
• A son of a retired military officer, Witherspoon has lived in Germany, England, and Arizona. With his father stationed abroad, his family lived in the community instead of military bases so the children could broaden their education and better experience that country's culture.
• Enjoys speaking at schools and visiting children's hospitals.
• Born William Cordell Witherspoon on Aug. 19, 1980 in San Antonio, Texas.

WITHERSPOON'S GAME-BY-GAME

2002 Carolina Panthers

Table with columns: Date, Opp, W/L, P/S, Tot Solo Asst, Sk - Yds, QBP, TFL, Int - Yds -TD, PD, FF, FR - Yds, SpT. Rows include games against Bal, Det, Min, GB, Ari, Dal, Atl, TB, NO, TB, Atl, Cle, Cin, Pit, Chi, NO and a Totals row.

2003 Carolina Panthers

Table with columns: Date, Opp, W/L, P/S, Tot Solo Asst, Sk - Yds, QBP, TFL, Int - Yds -TD, PD, FF, FR - Yds, SpT. Rows include games against Jax, TB, Atl, NO, Ind, Ten, NO, Hou, TB, Was, Dal, Phi, Atl, Ari, Det, NYG and a Totals row.

Playoffs

Table with columns: Date, Opp, W/L, P/S, Tot Solo Asst, Sk - Yds, QBP, TFL, Int - Yds -TD, PD, FF, FR - Yds, SpT. Rows include games against Dal, Stl, Phi, NE and a Totals row.

2004 Carolina Panthers

Table with columns: Date, Opp, W/L, P/S, Tot Solo Asst, Sk - Yds, QBP, TFL, Int - Yds -TD, PD, FF, FR - Yds, SpT. Rows include games against GB, KC, Atl, Den, Phi, SD, Sea, Oak, SF, Ari and a Totals row.

Continuation of 2002 Carolina Panthers game log, rows for TB, NO, Stl, Atl, TB, NO and a Totals row.

2005 Carolina Panthers

Table with columns: Date, Opp, W/L, P/S, Tot Solo Asst, Sk - Yds, QBP, TFL, Int - Yds -TD, PD, FF, FR - Yds, SpT. Rows include games against NO, NE, Mia, GB, Ari, Det, Min, TB, NYJ, Chi, Buf, Atl, TB, NO, Dal, Atl and a Totals row.

Playoffs

Table with columns: Date, Opp, W/L, P/S, Tot Solo Asst, Sk - Yds, QBP, TFL, Int - Yds -TD, PD, FF, FR - Yds, SpT. Rows include games against NYG, Chi, Sea and a Totals row.

2006 St. Louis Rams

Table with columns: Date, Opp, W/L, P/S, Tot Solo Asst, Sk - Yds, QBP, TFL, Int - Yds -TD, PD, FF, FR - Yds, SpT. Rows include games against Den, SF, Ari, Det, GB, Sea, KC, Sea, Car, Ari, Phi, Chi, Oak, Was, Min and a Totals row.

2007 St. Louis Rams

Table with columns: Date, Opp, W/L, P/S, Tot Solo Asst, Sk - Yds, QBP, TFL, Int - Yds -TD, PD, FF, FR - Yds, SpT. Rows include games against Car, SF, TB and a Totals row.

WITHERSPOON'S GAME-BY-GAME CONT.

2007 St. Louis Rams Cont.

Date	Opp	W/L	P/S	Tot Solo	Asst	Sk	- Yds	QBP	TFL	Int - Yds	-TD	PD	FF	FR - Yds	SpT				
Sept 30	@ Dal	L	S	8	6	2	0.0	0.0	NA	NA	0	0	0	0	0	NA			
Oct 7	Ari	L	S	10	8	2	1.0	9.0	NA	NA	0	0	2	1	0	NA			
Oct 14	@ Bal	L	S	6	2	4	0.0	0.0	NA	NA	0	0	0	0	0	NA			
Oct 21	@ Sea	L	S	16	15	1	0.0	0.0	NA	NA	0	0	1	0	0	NA			
Oct 28	Cle	L	S	10	10	0	1.0	5.0	NA	NA	0	0	0	0	0	NA			
Nov 11	@ NO	W	S	7	6	1	1.0	7.0	NA	NA	0	0	0	1	0	NA			
Nov 18	@ SF	W	S	8	6	2	1.0	8.0	NA	NA	0	0	3	0	0	NA			
Nov 25	Sea	L	S	7	6	1	2.0	16.0	NA	NA	0	0	2	0	0	NA			
Dec 2	Atl	W	S	8	6	2	1.0	9.0	NA	NA	0	0	1	0	0	NA			
Dec 9	@ Cin	L	S	6	5	1	0.0	0.0	NA	NA	0	0	0	0	0	NA			
Dec 16	GB	L	S	5	4	1	0.0	0.0	NA	NA	0	0	0	0	0	NA			
Dec 20	Pit	L	S	11	8	3	0.0	0.0	NA	NA	0	0	0	0	0	NA			
Dec 30	@ Ari	L	S	4	2	2	0.0	0.0	NA	NA	0	0	0	0	0	NA			
Totals				3-13	16/16	132	103	29	7.0	54.0	NA	NA	0	0	10	2	1	0	3

2008 St. Louis Rams

Date	Opp	W/L	P/S	Tot Solo	Asst	Sk	- Yds	QBP	TFL	Int - Yds	-TD	PD	FF	FR - Yds	SpT	
Sept 7	@ Phi	L	S	5	2	3	0.0	0.0	NA	NA	0	0	0	0	0	NA
Sept 14	NYG	L	S	8	6	2	0.0	0.0	NA	NA	0	0	0	0	0	NA
Sept 21	@ Sea	L	S	12	8	4	1.0	10.0	NA	NA	0	0	0	0	0	NA
Sept 28	Buf	L	S	8	6	2	0.0	0.0	NA	NA	0	0	0	0	0	NA
Oct 12	@ Was	W	S	7	5	2	0.0	0.0	NA	NA	0	0	1	0	0	NA
Oct 19	Dal	W	S	5	3	2	0.0	0.0	NA	NA	1	2	0	1	0	NA
Oct 26	@ NE	L	S	7	4	3	0.0	0.0	NA	NA	0	0	0	0	0	NA
Nov 2	Ari	L	S	8	5	3	0.0	0.0	NA	NA	0	0	0	0	0	NA
Nov 9	@ NYJ	L	S	7	5	2	0.0	0.0	NA	NA	0	0	0	0	0	NA
Nov 16	@ SF	L	S	9	7	2	0.0	0.0	NA	NA	0	0	0	0	0	NA
Nov 23	Chi	L	S	7	5	2	0.0	0.0	NA	NA	0	0	0	0	0	NA
Nov 30	Mia	L	p	0	0	0	0.0	0.0	NA	NA	0	0	0	0	0	NA

Dec 7	@ Ari	L	p	2	2	0	0.0	0.0	NA	NA	0	0	0	0	0	0	0	0	NA	
Dec 14	Sea	L	S	2	2	0	0.0	0.0	NA	NA	0	0	0	0	0	1	0	0	NA	
Dec 21	SF	L	p	1	1	0	0.0	0.0	NA	NA	0	0	0	1	0	0	0	0	NA	
Dec 28	@ Atl	L	p	0	0	0	0.0	0.0	NA	NA	0	0	0	0	0	0	0	0	NA	
Totals				2-14	16/12	88	61	27	1.0	10.0	NA	NA	1	2	0	3	0	1	0	6

2009 St. Louis Rams/Philadelphia Eagles

Date	Opp	W/L	P/S	Tot Solo	Asst	Sk	- Yds	QBP	TFL	Int - Yds	-TD	PD	FF	FR - Yds	SpT	
Sept 13	@ Sea	L	S	6	5	1	0.0	0.0	NA	NA	0	0	0	0	0	NA
Sept 20	@ Was	L	S	10	6	4	0.0	0.0	NA	NA	0	0	0	0	0	NA
Sept 27	GB	L	S	3	3	0	0.0	0.0	NA	NA	0	0	0	0	0	NA
Oct 4	@ SF	L	S	6	3	3	0.0	0.0	NA	NA	0	0	0	0	0	NA
Oct 11	Min	L	S	4	3	1	0.0	0.0	NA	NA	0	0	0	0	0	NA
Oct 18	@ Jax	L	S	7	4	3	0.0	0.0	NA	NA	0	0	0	0	0	NA

Traded to Philadelphia Oct 20

Oct 26	@ Was	W	p	9	7	2	1.0	2.0	0	NA	1	9	1	1	1	0	0	0	0	0
Nov 1	NYG	W	S	8	6	2	0.0	0.0	1	NA	0	0	0	1	0	0	0	0	0	0
Nov 8	Dal	L	S	9	7	2	0.0	0.0	0	NA	0	0	0	0	0	0	0	0	0	0
Nov 15	@ SD	L	S	3	2	1	0.0	0.0	0	NA	0	0	0	0	0	0	0	0	0	0
Nov 22	@ Chi	W	S	5	5	0	0.0	0.0	0	NA	0	0	0	1	0	0	0	0	0	0
Nov 29	Was	W	S	6	6	0	0.0	0.0	0	NA	0	0	0	0	0	0	0	0	0	0
Dec 6	@ Atl	W	S	6	4	2	0.0	0.0	0	NA	0	0	0	2	0	0	0	0	0	0
Dec 13	@ NYG	W	S	5	4	1	0.0	0.0	0	NA	0	0	0	0	0	0	0	0	0	0
Dec 20	SF	W	S	6	4	2	0.0	0.0	1	NA	0	0	0	1	0	0	0	0	0	0
Dec 27	Den	W	S	3	1	2	0.0	0.0	0	NA	0	0	0	0	0	0	0	0	0	0
Jan 3	@ Dal	L	S	8	7	1	0.0	0.0	0	NA	0	0	0	1	0	0	0	0	0	0
Totals				8-9	17/16	104	77	27	1.0	2.0	2	NA	1	9	1	7	1	0	0	1

Playoffs

Jan 9	@ Dal	L	S	6	5	1	0.0	0.0	0	NA	0	0	0	1	0	0	0	0	0	0	
Totals				0-1	1/1	6	5	1	0.0	0.0	0	NA	0	0	0	1	0	0	0	0	0

WILL WITHERSPOON'S NFL STATISTICS

REGULAR SEASON

Year	Team	GP	GS	TACKLES							INTERCEPTIONS					FUMBLES			
				Tot	Solo	Asst	Sk	Yds	QBP	TFL	No	Yds	Lg	TD	PD	FF	FR	Yds	SpT
2002	Carolina	15	8	88	49	39	1.5	17.0	NA	NA	0	0	0	0	5	1	1	0	9
2003	Carolina	16	16	114	76	38	1.0	9.0	NA	NA	1	10	10	0	4	0	0	0	3
2004	Carolina	16	16	110	82	28	3.0	21.0	NA	NA	4	48	25	0	6	2	1	0	1
2005	Carolina	15	15	109	78	31	2.5	13.0	NA	NA	2	35	35t	1	14	0	0	0	2
2006	St. Louis	16	16	136	104	32	3.0	8.0	NA	NA	0	0	0	0	9	1	1	0	3
2007	St. Louis	16	16	132	103	29	7.0	54.0	NA	NA	0	0	0	0	10	2	1	0	3
2008	St. Louis	16	12	88	61	27	1.0	10.0	NA	NA	1	2	2	0	3	0	1	0	6
2009	STL/PHI	17	16	104	77	27	1.0	2.0	2	NA	1	9	9t	1	7	1	0	0	1
NFL Totals		127	115	881	630	251	20.0	134.0	2	NA	9	104	35t	2	58	7	5	0	28

PLAYOFFS

Year	Team	GP	GS	TACKLES							INTERCEPTIONS					FUMBLES			
				Tot	Solo	Asst	Sk	Yds	QBP	TFL	No	Yds	Lg	TD	PD	FF	FR	Yds	SpT
2003	Carolina	4	4	37	20	17	1.0	7.0	NA	NA	0	0	0	0	1	1	0	0	0
2005	Carolina	3	3	20	14	6	1.0	5.0	NA	NA	0	0	0	0	2	1	0	0	0
2009	Philadelphia	1	1	6	5	1	0.0	0.0	0	NA	0	0	0	0	1	0	0	0	0
Playoff Totals		8	8	63	39	24	2.0	12.0	0	NA	0	0	0	0	4	2	0	0	0

Single-Game Highs

Tackles - 16 at Seattle (10/21/07)
 Sacks - 2.0 (twice, last vs. Seattle 11/25/07)
 Interceptions - 1 (nine times, last at Washington 10/26/09)
 Interception Long - 35t vs. N.Y. Jets (11/13/05)

Playoff Single-Game Highs

Tackles - 16 vs. New England (2/1/04)
 Sacks - 1.0 (twice, last at N.Y. Giants 1/6/06)

Additional Statistics

Touchdowns - 2 (35-yard interception return vs. N.Y. Jets 11/13/05, nine-yard interception return at Washington 11/29/09)

10



VINCE YOUNG

QUARTERBACK • 6'5" • 232 lbs • COLLEGE: TEXAS
ACQUIRED: 1ST ROUND - 2006 • NFL EXP. (NFL/TITANS): 5/5
HOMETOWN: HOUSTON, TEXAS
GAMES PLAYED/GAMES STARTED: 45/39 (PLAYOFFS: 1/1)



2010 QUICK STATS

GP/GS: 0/0 • 0 of 0 for 0 yds, 0 TDs and 0 INTs • 0 rushes for 0 yards, 0 TDs

PRO BOWLS



PRO: Vince Young possesses the skills to make him one of the NFL's most dynamic offensive weapons. The 6-foot-5, 232-pound signal caller combines natural athleticism with pocket presence and a strong throwing arm. The two-time Pro Bowler enters the 2010 season as the starter with hopes of leading the team to the playoffs for the third time in his five seasons.

CAREER HIGHLIGHTS:

- In his first four NFL seasons (2006-09), amassed a 26-13 regular season record as a starter. His .667 winning percentage qualified as the best regular season winning percentage in franchise history and the fourth best among quarterbacks drafted between 2000-2009 (Brady, Rivers and Roethlisberger).
- Has engineered 11 career game-winning performances, leading his team to victory after a fourth-quarter deficit or tie, including six times in 2009.
- Started the final 10 games of the 2009 season, leading the team to an 8-2 finish after the club began the campaign 0-6. Named to the Pro Bowl after completing 152 of 259 passes for 1,879 yards with 10 touchdowns and seven interceptions for a career-high 82.8 passer rating.
- In 2007, directed the team to Wild Card playoff berth, becoming 11th quarterback drafted in first round since 1983 to lead his team to playoffs within his first two seasons.
- In 2006, was named Associated Press NFL Offensive Rookie of the Year, *Pro Football Weekly*/Pro Football Writers of America Offensive Rookie of the Year, *Sports Illustrated* Rookie of the Year, *Sporting News* Rookie of the Year and Diet Pepsi NFL Rookie of the Year (fan voting) after setting every rookie passing record for the franchise, completing 184 of 357 passes for 2,199 yards and 12 touchdowns.
- Additionally gained 552 yards on 83 rushing attempts (6.7 avg.) in 2006, becoming first quarterback in Super Bowl era (1966-present) to rush for 500 yards as rookie. Tied for team high with seven rushing touchdowns, also first for a rookie quarterback in Super Bowl era.

TITANS TIDBITS:

- Young's personal website is www.10vinceyoung.com.
- Years before he was selected by the Titans with the third overall pick in the draft, Young formed a bond with one of the franchise's all-time greatest players, quarterback Steve McNair. McNair, 10 years older than Young and the No. 3 overall pick in the 1995 draft, served as a mentor to him since his sophomore year in high school. That is when Vince's uncle, Ivory Young, who became McNair's close friend in college, urged his nephew to attend the Steve McNair Football Camp. Because the mentor and apprentice shared similar upbringings, including special athletic gifts, lofty expectations and a lack of a steady father figure in each of their lives, a special kinship was born. McNair was heavily involved in Vince's life, and Vince often referred to the late quarterback as "Pops."
- In 1988, when Young was six years old, he was involved in an accident that nearly cost him his future. He was riding his bike near his Houston home when he was hit by a van. The accident caused serious intestinal injuries that Young battled for a year, and he still has a light scar running down his abdomen as a reminder of the incident. After he began his recovery in a hospital, a Houston television station produced a news segment featuring Young as a way to increase bicycle safety awareness.
- Young has always chosen jersey No. 10 because his mother, Felicia, has a June 10 birthdate.
- Young claims he received his sense of style, among other qualities, from growing up with his mother, grandmothers and two sisters, who not only

helped raise him but were also quick to provide fashion tips.

- Among a diverse range of off-the-field interests, Young has his own meat company, Vince Young Foods (www.vinceyoungfoods.com), and also owns his own record label, Next Level Records (www.nextlevelrecordsinc.com).
- Young was chosen as the cover player for the video game Madden NFL 08, following Pro Bowl players from previous years such as Shaun Alexander, Donovan McNabb, Ray Lewis, Michael Vick, Marshall Faulk, Daunte Culpepper and former Titans running back Eddie George.
- With his mother, Felicia, Young established The Vincent Young Foundation (www.thevincentyoungfoundation.org) in 2006. The organization "is dedicated to improving the quality of life of underprivileged children with a special focus on promoting academic and athletic excellence." Through his foundation, Young has hosted a wide range of events in Tennessee, Houston and Austin and has also made numerous monetary contributions to several non-profits. His efforts include: an annual Community Unity Weekend that includes football and cheerleader camps, a celebrity basketball game and a charity gala; Christmas shopping sprees for Boys & Girls Club of Middle Tennessee members and families; the V YOUNG mentoring program; and a charity golf scramble with LP Building Products.
- Through his foundation, Young stepped up to help victims of the May 2010 flood in Nashville. He started a giving campaign that offered fans who made a \$100 donation a personally-autographed Pro Bowl photo and a "Reebuild" T-shirt from Reebok.

CAREER TRANSACTIONS:

- The Houston, Texas, native was selected by the Titans in the first round (third overall) of the 2006 NFL Draft.

SEASON RECAPS:

2009 (12/10): Started the final 10 games of the season, leading the team to an 8-2 finish after the club began the campaign 0-6. Named to the Pro Bowl after completing 152 of 259 passes for 1,879 yards with 10 touchdowns and seven interceptions for a 82.8 passer rating. Rushed the ball 55 times for 281 yards with two touchdowns. Engineered six game-winning performances in 2009, leading his team to victory after a fourth-quarter deficit or tie (at SF, vs. BUF, at HST, vs. ARI, vs. MIA, at SEA). Named AFC Offensive Player of the Week after connecting on 27 of 43 passes for a career-best 387 yards with a touchdown for a 99.7 passer rating in the Titans' 20-17 come-from-behind victory against Arizona (11/29/09). Posted career highs in completions (27), attempts (43) and passing yards (387) against Arizona (11/29/09). Has recorded a 100.0 or higher passer rating in six career games, including twice in 2009 (vs. JAX, vs. MIA). Has posted two 300-yard passing games in his career, including one in 2009 (vs. ARI).

- Against Jacksonville (11/1), made his first start of the season at quarterback and completed 15 of 18 passes for 125 yards and a touchdown in the Titans' 30-13 victory. Amassed a passer rating of 114.1 in his return to the starting lineup. Found Nate Washington in the corner of the end zone for a six-yard touchdown with 9:19 remaining in the second quarter.
- At San Francisco (11/8), completed 12 of 19 passes for 172 yards in the Titans' 34-27 victory. Rushed five times for 14 yards and a touchdown. Gave the Titans a 10-3 lead with a seven-yard touchdown run on a designed quarterback draw on third-and-five in the second quarter.
- At Houston (11/23), completed 12 of 22 passes for 116 yards with a touchdown in the Titans' 20-17 Monday Night Football victory. Carried the ball 11 times for 73 yards with six rushing first downs. Evened the score at 7-7 with a 13-yard touchdown pass to Kenny Britt on third-and-three with 12:50 remaining in the second quarter. Converted a pair of third down

chances during the Titans' third-quarter scoring march with a six-yard run on third-and-four and a 12-yard scamper on third-and-nine. Extended the Titans' winning scoring drive with a 12-yard run on third-and-three late in the fourth quarter.

- Against Arizona (11/29), named AFC Offensive Player of the Week after connecting on 27 of 43 passes for a career-best 387 yards with a touchdown for a 99.7 passer rating in the Titans' 20-17 come-from-behind victory. Trailing 17-13 with 2:37 remaining in the game, orchestrated an 18-play, 99-yard drive to give the Titans a 20-17 win. Kept the Titans' game-winning touchdown drive alive with a 10-yard pass to Britt on fourth-and-four in the final stanza. Extended the Titans' game-winning scoring march with a 13-yard pass to Lavelle Hawkins on fourth-and-four in the fourth quarter. Converted a third-and-five on the game-winning scoring drive with a 17-yard connection to Jared Cook over the middle late in the final quarter. Gave the Titans a 20-17 victory with a 10-yard touchdown connection to Britt in the back of the end zone on fourth-and-goal with no time remaining in the game.
- Against St. Louis (12/13), completed six of eight passes for 132 yards with a touchdown before leaving the game in the second quarter with an injury. Found Chris Johnson for a 66-yard touchdown on a screen pass with six seconds remaining in the first stanza. Raced up the middle for a 44-yard run midway through the second quarter.
- At Miami (12/20), completed 14 of 27 passes for 236 yards with a career-best three touchdown passes in the Titans' 27-24 overtime win. Registered a 103.3 passer rating and carried the ball twice for 24 yards. Gave the Titans a 7-3 lead with a 22-yard touchdown strike to Justin Gage on third-and-five with 6:35 remaining in the first quarter. Found Gage in the corner of the end zone for a 21-yard touchdown pass, giving the Titans a 17-6 halftime lead. Gave the Titans a 24-6 lead with a 32-yard touchdown pass to Nate Washington on third-and-six with 8:58 remaining in the third quarter.

2008 (3/1, 0/0): Played in three games with one start (9/7 vs. Jacksonville), serving as Kerry Collins' back-up for most of season. Totaled 22 completions, 219 yards, one touchdown and two interceptions on 36 attempts. Inactive in three games (9/14 at Cincinnati, 9/21 vs. Houston and 9/28 vs. Minnesota) and did not play in 10 other contests.

- Against Jacksonville (9/7), completed 12 of 22 passes for 110 yards and one touchdown before leaving game in fourth quarter with left knee injury. Passed for seven-yard touchdown to Chris Johnson in second quarter.
- At Detroit (11/27), completed his only pass for 54 yards.
- At Indianapolis (12/28), entered the game in the second quarter and completed nine of 13 passes for 55 yards.

2007 (15/15, 1/1): Voted team captain in his second season. Played and started in 15 games with a 9-6 record. Recorded totals of 238 completions, 382 attempts, 2,546 passing yards and nine touchdown passes. Additionally, he rushed 93 times for 395 yards and three touchdowns. His rushing yardage total ranked first in the NFL among quarterbacks.

- Directed team to Wild Card playoff berth, becoming 11th quarterback drafted in first round since 1983 to lead his team to playoffs within his first two seasons.
- At Jacksonville (9/9), scored game-winning touchdown on two-yard run in third quarter.
- At New Orleans (9/24), completed 14 of 22 passes for 164 yards and two touchdowns in 16th career start and first career start on Monday Night Football, helping Titans to 31-14 victory. Found Brandon Jones for 35-yard touchdown pass and delivered three-yard touchdown pass to Bo Scaife.
- At Tampa Bay (10/14), completed 11 of 14 passes for 120 yards before injuring right quadriceps in third quarter as he ran out of bounds for two-yard gain.
- At Houston (10/21), did not play due to right quadriceps injury. It was first missed start of his career, ending streak of 18 consecutive starts.
- At Denver (11/19), set career high in passing yards for second consecutive week, completing 26 of 41 attempts for 305 yards and one touchdown on Monday Night Football. Also led team with 74 rushing yards and one touchdown on 11 attempts, giving him career-high 379 combined yards. Completed 21-yard touchdown pass to Brandon Jones in second quarter and ran for four-yard touchdown in third quarter. It was fourth time in career he had at least one touchdown passing and rushing.
- Against Houston (12/2), connected on 21 of 31 passes for 248 yards

and two touchdowns for passer rating of 99.9. Found Roydell Williams for 43-yard touchdown pass, the longest touchdown pass of his career, and later completed an 11-yard touchdown pass to Justin Gage.

- At Kansas City (12/16), posted season-high passer rating of 109.6. Completed 16 of 26 attempts for 191 yards, two touchdowns and no interceptions. Both touchdown passes were completed to Roydell Williams for 16 yards and 41 yards, respectively.
- At San Diego (1/6), started first career playoff game and completed 16 of 29 passes for 138 yards.

2006 (15/13): Named Associated Press NFL Offensive Rookie of the Year, *Pro Football Weekly*/Pro Football Writers of America Offensive Rookie of the Year, *Sports Illustrated* Rookie of the Year, *Sporting News* Rookie of the Year and Diet Pepsi NFL Rookie of the Year (fan voting). Selected to Pro Bowl.

- Played in 15 games and went 8-5 in 13 starts. Eight wins marked fifth-highest total by NFL rookie quarterback since 1970, and his six-game winning streak was third-longest by rookie quarterback since 1970. Led five fourth-quarter comeback victories. Did not play in one game (9/24 at Miami).
- Set every rookie passing record for the franchise, completing 184 of 357 passes for 2,199 yards and 12 touchdowns.
- Additionally gained 552 yards on 83 rushing attempts (6.7 avg.), becoming first quarterback in Super Bowl era (1966-present) to rush for 500 yards as rookie. Tied for team high with seven rushing touchdowns, also first for rookie quarterback in Super Bowl era.
- Became first rookie in league history to record three touchdown passes of 20 yards or longer (Young totaled five) and three rushing touchdowns of 20 yards or longer (Young totaled four).
- Against N.Y. Jets (9/10), made NFL debut, playing one series in second quarter. Was three-of-four for 27 yards and one interception. Completed first NFL pass for nine yards to wide receiver Drew Bennett.
- At San Diego (9/17), passed for 106 yards and his first career touchdown, an 18-yarder to Drew Bennett.
- Against Dallas (10/1), made first NFL start. Completed 14 of 29 passes for 155 yards, one touchdown and two interceptions. Scored first NFL points on two-point conversion in third quarter. Conversion came immediately following 17-yard touchdown pass to Ben Troupe.
- At Washington (10/15), earned first career win, helping defeat Redskins 25-22 after erasing 14-3 deficit. Connected on 13 of 25 passes for 161 yards, one touchdown and no interceptions. Found Brandon Jones for three-yard touchdown.
- Against N.Y. Giants (11/26), set NFL rookie record for starting quarterback by rallying team from 21-point deficit to win, 24-21. Connected on 24 of 35 throws for season-high 249 yards, two touchdowns and no interceptions. Also rushed 10 times for 69 yards and one touchdown. Team trailed 21-0 with less than 10 minutes remaining, but Young led team to four consecutive scores, including four-yard touchdown to Bo Scaife, one-yard touchdown run by Young, 14-yard touchdown to Brandon Jones with 44 seconds remaining and 49-yard field goal to win with six seconds on clock. It was greatest fourth-quarter comeback in team history and biggest comeback of any kind by rookie quarterback in NFL history. It was the third time in NFL history a team came back from 21 points or more with 10 minutes remaining in fourth quarter. Named Week 12 Diet Pepsi NFL Rookie of the Week.
- Against Indianapolis (12/3), became first rookie quarterback in NFL history to lead two comebacks of 14 points or greater in same season (Young's comebacks came in back-to-back weeks), erasing 14-0 deficit against Colts to win, 20-17. Completed 15 of 25 passes for 163 yards, two touchdowns and two interceptions, connecting on 20-yard touchdown to Drew Bennett and nine-yard touchdown to Brandon Jones. Also rushed for 78 yards on nine carries. Seven of his carries went for first downs, six of which converted third downs. Named Week 13 Diet Pepsi NFL Rookie of the Week.
- At Houston (12/10), gave Titans 26-20 overtime win with 39-yard touchdown run in extra period. It capped day in which he completed 19 of 29 passes for 218 yards passing and rushed seven times for 86 yards. Touchdown gave him at least one touchdown rushing or passing in each of first 10 NFL starts. It was first time in franchise history team won overtime game with touchdown. Young became 29th player in NFL history to win overtime game with rushing touchdown and sixth quarterback to do it. Among quarterbacks with game-winning overtime touchdown run, only

Michael Vick's 46-yarder (12/1/02) was longer. Young's 39-yarder was sixth-longest touchdown run in overtime in NFL history. Game was fourth tie in 10 starts in which he led team to win from fourth-quarter deficit or tie. Named Week 14 Diet Pepsi NFL Rookie of the Week, taking award for third consecutive week.

- At Buffalo (12/24), won sixth consecutive game, completing 13 of 20 passes for 183 yards and two touchdowns. Also rushed for 61 yards on eight carries, including 36-yard touchdown with one second remaining in first half. Completed 22-yard touchdown to Bobby Wade and trailing 29-20 in the fourth quarter, found Brandon Jones for 29-yard score. Capped comeback and 30-29 win with fifth game-winning drive in fourth quarter or overtime, leading to 30-yard field goal by Rob Bironas with 2:10 remaining. On touchdown run, became first rookie quarterback in the Super Bowl era (1966-present) to reach 500 rushing yards. His 127.7 passer rating set season high. Named Week 16 Diet Pepsi NFL Rookie of the Week and AFC Offensive Player of the Week.

COLLEGE:

- During three-year playing career at Texas, his record as starter was 30-2, giving him .938 winning percentage that ranked sixth in NCAA history. Helped Longhorns to 20-game winning streak from 2004 to Young's final college appearance in Rose Bowl, which capped 13-0 season.

- Completed 61.8 percent of his passes (444 of 718) for 6,040 yards (fifth in school history) and 44 touchdowns (fourth in school history). Rushed for 3,127 yards and 37 touchdowns to set school records for quarterbacks. His 9,167 yards of total offense and 81 combined touchdowns in three seasons set Texas records, while his combined yardage was third-best in Big 12 history.

- Led six fourth-quarter comebacks during college career, including two signature comebacks as junior — a win at then-No. 4 Ohio State and Rose Bowl victory against top-ranked Southern California.

- As junior, won Maxwell Award (nation's top player), Davey O'Brien Award (nation's top quarterback), Cingular/ABC Sports Player of the Year, Manning Award, consensus first-team All-America honors and Big 12 Offensive Player of the Year in unanimous vote while leading Longhorns to 13-0 season and BCS National Championship. Also finished as runner-up behind USC tailback Reggie Bush for Heisman Trophy. Earned spot on 11-member American Football Coaches Association Good Works team due to charitable work and community service efforts. Started all 13 games, completing 212 of 325 passes (65.2%) for 3,036 yards (third on team's all-time single-season list) and 26 passing touchdowns (tied for first on team's single-season list). Finished season third in country with 164.0 passer efficiency rating. Also rushed for 1,050 yards and 12 touchdowns. With 4,086 yards of total offense, became school's single-season leader in total offense, bettering Major Applewhite's 1999 total of 3,211 yards.

- In BCS National Championship Game victory against Southern California (1/4/06), became fourth two-time Rose Bowl Offensive MVP after connecting on 30 of 40 passes for 267 yards with no interceptions and rushing for 200 yards and three touchdowns on 19 carries (10.5 avg.). Scored two rushing touchdowns in final 4:03, including game-winning eight-yard run on fourth down with 19 seconds left.

- As sophomore, earned honorable mention All-Big 12 honors from Big 12 coaches and Associated Press and second-team All-Big 12 by *Dallas Morning News*. Started all 12 games and completed 148 of 250 passes for 1,849 yards and 12 touchdown passes while compiling 1,079 rushing yards and 14 touchdowns on 167 rushing attempts. Rushing yardage total led all NCAA quarterbacks. Became first player in school history to pass and rush for more than 1,000 yards and first school quarterback to rush for 100+ yards in four games during season.

- Named MVP of Rose Bowl victory over No. 13 Michigan (1/1/05) after completing 16 of 28 passes for 180 yards and one touchdown and rushing for then-Texas single-game quarterback record 192 yards and four touchdowns on 21 carries. Scored on runs of 60, 23, 20 and 10 yards to tie own school record for rushing touchdowns in game by quarterback. Led Longhorns back from 10-point deficit in fourth quarter, including game-winning 47-yard drive during which he rushed for 34 yards.

- As redshirt freshman, played in 12 games, going 6-1 as starter. Named Big 12 Offensive Freshman of the Year by conference coaches and Big 12 Newcomer of the Year and Honorable Mention All-Big 12 by Associated Press. Earned Big 12 Freshman of the Year honors from *Austin American-Statesman*, *Dallas Morning News*, *San Antonio Express-News* (offensive) and *Fort Worth Star-Telegram* (offensive). Completed 84 of 143 passes for

1,155 yards and six touchdowns. Also ran 135 times for 998 yards and 11 touchdowns (second in team annals for freshman rushing touchdowns and total touchdowns). Became first quarterback in school history to rush and pass for 900 yards in same season.

- Played first five games as backup quarterback before moving into starting role in team's seventh contest (10/18 at Iowa State).

- Ranked third all-time among Texas freshmen with 2,153 yards of total offense and ranked second for school among non-kicking freshmen with 68 points.

- Redshirted in 2002.

- Majored in youth and community studies.

PERSONAL:

- Has girlfriend, Candice Johnson, and splits time between Nashville and Houston, Texas.

- Three-year starter at quarterback at Madison (Houston, Texas) High School totaled 7,624 yards from scrimmage during prep career. Named National Player of the Year by *Parade* and *Student Sports* as senior and named 2001 Texas 5A Offensive Player of the Year. Accounted for 3,819 yards and 59 touchdowns as senior. Senior passing totals included 2,545 yards, 35 touchdowns and four interceptions on 131 of 224 completions. Named District Offensive Player of the Year as junior.

- Also averaged more than 20 points per game as four-year letterwinner and two-time All-District star of basketball team. Won two District Championships in 400-meter relay on track team and also played two years of baseball as pitcher and outfielder.

- Participated as volunteer in LEAP (Learn, Enjoy and Play) program in 2005, serving as a mentor for middle school students. Also volunteered time with children at Austin YMCA, and spoke at several youth events and football banquets in Austin.

- At Texas, served an internship working with students at CD Fulkes Elementary School in Round Rock, Texas.

- Partnered with Dell Corporation in rookie season to lend support to the computer maker's Middle Tennessee TechKnow program, an after-school curriculum that provides underserved middle-school students access to technology and 21st-century skills. Following completion of the program, many TechKnow students receive refurbished Dell computer.

- Texas Senate passed resolution on Tuesday, Feb. 20, 2007 to declare the day "Vince Young Day" throughout state.

- Has traveled back to his high school to speak to students, present a check to the school and donate equipment to the school's athletic department. He also announced the creation of two annual \$2,500 scholarships for Madison students.

- Named 2006 Sports Person of the Year at Nashville Sports Council's O'Charley's Dinner of Champions.

- Visited Stewarts Creek (Tenn.) Middle School in December 2007 as part of the "NFL Take a Player to School" program.

- Named a 2007 "Titans Community All-Star."

- Hosts three annual football camps, helping youth in Nashville, Houston and Austin. Also holds cheerleading and dance camps for girls in conjunction with football camps.

- Hobbies include fishing, golfing and sleep.

- List of favorites: (movies) "American Gangster," "Gladiator," and "Cinderella Man"; (TV shows) "Malcolm & Eddie," "Smart Guy" and "South Park"; (actors) Martin Lawrence, Clint Eastwood and Will Smith; (actresses) Queen Latifah, Angelina Jolie, Regina King and Sanaa Lathan; (musicians) Alicia Keys, Whitney Houston, Yolanda Adams, Mary J. Blige, Beyoncé and Keyshia Cole; (school subject) science; (vacation getaways) Rio de Janeiro, Cabo San Lucas, Paris and Spain; (video games) Madden NFL Football, NBA 2K, Red Dead Redemption and Call of Duty; and (restaurants) Ruth's Chris Steak House, Landry's Seafood House, Mama's Oven (Houston), Swett's (Nashville), McCormick & Schmick's and TGI Friday's.

- Born Vincent Paul Young Jr. on May 18, 1983 in Houston, Texas.

YOUNG'S GAME-BY-GAME

2006 Tennessee Titans																			
Date	Opp	W/L	P/S	PASSING											RUSHING				
				Att	Cmp	Pct	Yds	Yds/Att	TD	Int	Lg	Sk	Lst	Rating	Att	Yds	Avg	Lg	TD
Sept 10	NYJ	L	p	4	3	75.0	27	6.8	0	1	11	0	0	53.1	0	0	-	0	0
Sept 17	@ SD	L	p	20	7	35.0	106	5.3	1	0	28	0	0	70.0	5	24	4.8	12	0
Sept 24	@ Mia	L	DNP																
Oct 1	Dal	L	S	29	14	48.3	155	5.3	1	2	24	2	4	47.3	5	3	0.6	9	0
Oct 8	@ Ind	L	S	21	10	47.6	63	3.0	0	1	16	0	0	34.4	4	43	10.8	19	1
Oct 15	@ Was	W	S	25	13	52.0	161	6.4	1	0	27	3	10	85.6	7	9	1.3	5	0
Oct 29	Hou	W	S	15	7	46.7	87	5.8	1	0	23	1	1	87.4	4	44	11.0	20	1
Nov 5	@ Jax	L	S	36	15	41.7	163	4.5	1	3	32	1	9	30.2	4	14	3.5	7	0
Nov 12	Bal	L	S	25	13	52.0	211	8.4	0	1	37	2	6	63.9	8	39	4.9	17	1
Nov 19	@ Phi	W	S	22	8	36.4	101	4.6	1	0	28	3	17	66.7	6	49	8.2	20	0
Nov 26	NYG	W	S	35	24	68.6	249	7.1	2	0	25	2	14	107.9	10	69	6.9	19	1
Dec 3	Ind	W	S	25	15	60.0	163	6.5	2	2	21	0	0	72.6	9	78	8.7	18	0
Dec 10	@ Hou	W	S	29	19	65.5	218	7.5	0	1	39	2	18	73.6	7	86	12.3	39	1
Dec 17	Jax	W	S	15	8	53.3	85	5.6	0	0	22	3	28	70.1	4	4	1.0	8	0
Dec 24	@ Buf	W	S	20	13	65.0	183	9.2	2	0	32	1	2	127.7	8	61	7.6	36	1
Dec 31	NE	L	S	36	15	41.7	227	6.3	0	2	53	5	20	39.9	2	29	14.5	28	1
Totals		8-8	15/13	357	184	51.5	2,199	6.2	12	13	53	25	129	66.7	83	552	6.7	39	7
2007 Tennessee Titans																			
Date	Opp	W/L	P/S	PASSING											RUSHING				
				Att	Cmp	Pct	Yds	Yds/Att	TD	Int	Lg	Sk	Lst	Rating	Att	Yds	Avg	Lg	TD
Sept 9	@ Jax	W	S	18	11	61.1	78	4.3	0	1	21	1	6	47.9	11	22	2.0	8	1
Sept 16	Ind	L	S	27	17	63.0	184	6.8	1	0	48	3	12	95.3	5	53	10.6	21	0
Sept 24	@ NO	W	S	22	14	63.6	164	7.5	2	1	35	0	0	97.5	5	21	4.2	12	0
Oct 7	Atl	W	S	33	20	60.6	157	4.8	0	3	16	0	0	34.5	8	27	3.4	20	0
Oct 14	@ TB	L	S	14	11	78.6	120	8.6	0	1	23	1	4	72.6	3	6	2.0	4	0
Oct 21	@ Hou	W	DNP																
Oct 28	Oak	W	S	14	6	42.9	42	3.0	0	0	12	2	16	50.3	7	11	1.6	6	0
Nov 4	Car	W	S	23	14	60.9	110	4.8	0	2	18	3	14	36.5	8	25	3.1	16	1
Nov 11	Jax	L	S	41	24	58.5	257	6.3	1	2	28	4	27	64.8	8	52	6.5	13	0
Nov 19	@ Den	L	S	41	26	63.4	305	7.4	1	2	21	1	15	73.7	11	74	6.7	19	1
Nov 25	@ Cin	L	S	31	19	61.3	246	7.9	0	1	73	1	2	72.8	2	6	3.0	5	0
Dec 2	Hou	W	S	31	21	67.7	248	8.0	2	1	43	3	19	99.9	5	44	8.8	14	0
Dec 9	SD	L	S	21	13	61.9	121	5.8	0	2	17	1	5	38.1	2	2	1.0	1	0
Dec 16	@ KC	W	S	26	16	61.5	191	7.3	2	0	41	1	12	109.6	7	32	4.6	14	0
Dec 23	NYJ	W	S	22	12	54.5	166	7.5	0	1	29	3	20	60.0	7	1	0.1	2	0
Dec 30	@ Ind	W	S	18	14	77.8	157	8.7	0	0	21	1	5	103.0	4	19	4.8	9	0
Totals		10-6	15/15	382	238	62.3	2,546	6.7	9	17	73	25	157	71.1	93	395	4.2	21	3
Playoffs																			
Jan 6	@ SD	L	S	29	16	55.2	138	4.8	0	1	26	3	9	53.5	2	12	6.0	9	0
Totals		0-1	1/1	29	16	55.2	138	4.8	0	1	26	3	9	53.5	2	12	6.0	9	0
2008 Tennessee Titans																			
Date	Opp	W/L	P/S	PASSING											RUSHING				
				Att	Cmp	Pct	Yds	Yds/Att	TD	Int	Lg	Sk	Lst	Rating	Att	Yds	Avg	Lg	TD
Sept 7	Jax	W	S	22	12	54.5	110	5.0	1	2	27	1	3	45.6	1	4	4.0	4	0
Sept 14	@ Cin	W	IA																
Sept 21	Hou	W	IA																
Sept 28	Min	W	IA																
Oct 5	@ Bal	W	DNP																
Oct 19	@ KC	W	DNP																
Oct 27	Ind	W	DNP																
Nov 2	GB	W	DNP																
Nov 9	@ Chi	W	DNP																
Nov 16	@ Jax	W	DNP																
Nov 23	NYJ	L	DNP																
Nov 27	@ Det	W	p	1	1	100.0	54	54.0	0	0	54	0	0	118.8	2	-2	-1.0	-1	0
Dec 7	Cle	W	DNP																
Dec 14	@ Hou	L	DNP																
Dec 21	Pit	W	DNP																
Dec 28	@ Ind	L	p	13	9	69.2	55	4.2	0	0	13	2	10	77.4	5	25	5.0	8	0
Totals		13-3	3/1	36	22	61.1	219	6.1	1	2	54	3	13	64.5	8	27	3.4	8	0
Playoffs																			
Jan 6	Bal	L	DNP	0	0	0.0	0	0.0	0	0	0	0	0	0.0	0	0	0.0	0	0
Totals		0-1	0/0	0	0	0.0	0	0.0	0	0	0	0	0	0.0	0	0	0.0	0	0

YOUNG'S GAME-BY-GAME CONT.

2009 Tennessee Titans				PASSING										RUSHING						
Date	Opp	W/L	P/S	Att	Cmp	Pct	Yds	Yds/Att	TD	Int	Lg	Sk	Lst	Rating	Att	Yds	Avg	Lg	TD	
Sept 10	@ Pit	L	DNP																	
Sept 20	Hou	L	DNP																	
Sept 27	@ NYJ	L	IA																	
Oct 4	@ Jax	L	DNP																	
Oct 11	Ind	L	p	3	0	0.0	0	0.0	0	0	0	0	0	39.6	1	6	6.0	6	0	
Oct 18	@ NE	L	p	2	0	0.0	0	0.0	0	1	0	0	0	0.0	2	-1	-0.5	0	0	
Nov 1	Jax	W	S	18	15	83.3	125	6.9	1	0	18	0	0	114.1	12	30	2.5	8	0	
Nov 8	@ SF	W	S	19	12	63.2	172	9.1	0	0	49	1	9	92.4	5	14	2.8	7t	1	
Nov 15	Buf	W	S	25	17	68.0	210	8.4	1	1	38	0	0	90.4	5	29	5.8	14	0	
Nov 23	@ Hou	W	S	22	12	54.5	116	5.3	1	0	27	0	0	84.7	11	73	6.6	12	0	
Nov 29	Ari	W	S	43	27	62.8	387	9.0	1	0	51	4	18	99.7	4	8	2.0	6	0	
Dec 6	@ Ind	L	S	43	24	55.8	241	5.6	2	1	25	1	8	77.8	4	16	4.0	9	0	
Dec 13	StL	W	S	8	6	75.0	132	16.5	1	0	66t	0	0	156.3	1	44	44.0	44	0	
Dec 20	Mia	W	S	27	14	51.9	236	8.7	3	1	41	2	0	103.3	2	24	12.0	17	0	
Dec 25	SD	L	S	21	8	38.1	89	4.2	0	2	15	1	1	11.9	6	40	6.7	14	1	
Jan 3	@ Sea	W	S	28	17	60.7	171	6.1	0	1	29	0	0	63.2	2	-2	-1.0	-1	0	
Totals		8-8	12/10	259	152	58.7	1879	7.3	10	7	66t	9	36	82.8	55	281	5.1	44	2	

VINCE YOUNG'S NFL STATISTICS

REGULAR SEASON			PASSING											RUSHING				
Year	Team	GP/GS	Att	Cmp	Pct	Yds	Yd/Att	TD	INT	Lg	Sk	Yds	Rat	Att	Yds	Avg	Lg	TD
2006	Tenn.	15/13	357	184	51.5	2,199	6.2	12	13	53	25	129	66.7	83	552	6.7	39	7
2007	Tenn.	15/15	382	238	62.3	2,546	6.7	9	17	73	25	157	71.1	93	395	4.2	21	3
2008	Tenn.	3/1	36	22	61.1	219	6.1	1	2	54	3	13	64.5	8	27	3.4	8	0
2009	Tenn.	12/10	259	152	58.7	1,879	7.3	10	7	66t	9	36	82.8	55	281	5.1	44	2
NFL Totals		45/39	1,034	596	57.6	6,843	6.6	32	39	73	62	335	72.3	239	1,255	5.3	44	12

Career record as starter: 26-13 (.667)

PLAYOFFS			PASSING											RUSHING				
Year	Team	GP/GS	Att	Cmp	Pct	Yds	Yd/Att	TD	INT	Lg	Sk	Yds	Rat	Att	Yds	Avg	Lg	TD
2007	Tenn.	1/1	29	16	55.2	138	4.8	0	1	26	3	9	53.5	2	12	6.0	9	0
2008	Tenn.	0/0	0	0	0.0	0	0.0	0	0	0	0	0	0.0	0	0	0.0	0	0
Playoff Totals		1/1	29	16	55.2	138	4.8	0	1	26	3	9	53.5	2	12	6.0	9	0

Single-Game Highs

Attempts - 43 (twice, last at Indianapolis 12/6/09)
 Completions - 27 vs. Arizona (11/29/09)
 Passing Yards - 387 vs. Arizona (11/29/09)
 Touchdown Passes - 3 vs. Miami (12/20/09)
 Long Completion - 73 at Cincinnati (11/25/07)
 Passer Rating - 127.7 at Buffalo (12/24/06)
 Rushing Attempts - 12 vs. Jacksonville (11/1/09)
 Rushing Yards - 86 at Houston (12/10/06)
 Rushing Touchdowns - 1 (11 times, last at San Francisco 11/8/09)
 Long Rush - 44 vs. St. Louis (12/13/09)

Playoff Single-Game Highs

Attempts - 29 at San Diego (1/6/08)
 Completions - 16 at San Diego (1/6/08)
 Passing Yards - 138 at San Diego (1/6/08)
 Long Completion - 26 at San Diego (1/6/08)



2010 MEDIA GUIDE

Rookie Free Agent Bios

LeGARRETTE BLOUNT

Running Back – 6-0 – 247 – Oregon

Signed by Titans as an undrafted free agent on April 30, 2010...spent two seasons at Oregon after playing two years at East Mississippi Community College (Scooba, Miss.)...rushed for a combined 3,358 yards and 37 touchdowns at the two schools, despite missing most of his senior season at Oregon...in two seasons at Oregon, totaled 159 carries for 1,066 yards and 19 touchdowns in 16 games and added four receptions for 15 yards...as a senior (2009), appeared in three games with one start and totaled 22 carries for 64 yards and two touchdowns...practiced and was part of the Oregon program the entire 2009 season despite being suspended for most of the campaign...as a junior (2008), played in 13 games and rushed 137 times for 1,002 yards and school-record 17 touchdowns...earned 2008 All-Pac 10 honorable mention and won team's Duane Cargill Award, given to the team's impact player...in two seasons at East Mississippi C.C., totaled 367 carries for 2,292 yards and 18 touchdowns in 17 games (15 starts) and added 19 receptions for 283 yards and two scores...earned junior college All-American and first-team All-State honors...majored in political science... has a son, LeGarrette Rashon Blount, Jr....at Taylor County (Perry, Fla.) High School, was a four-year starter who earned second-team All-State honors as a senior...rushed for more than 1,000 yards in his final three high school seasons...an avid bowler with a high game of 250...born LeGarrette Montez Blount on Dec. 5, 1986 in Madison, Fla.



NICK HOWELL

Tackle – 6-5 – 295 – Southern California


Signed by Titans as an undrafted free agent on April 30, 2010...in four seasons at USC, appeared in 35 games with six starts...worked at every offensive line position during his career...as a senior (2009), appeared in nine games, primarily on special teams but also as a reserve at right guard...as a junior (2008), started six games at right tackle and also appeared in six games as a backup and special teams performer...as a sophomore (2007), served as a backup at guard and center, appearing in one contest...as a redshirt freshman (2006), served as a backup center and saw action in 13 games primarily on special teams...graduated in December 2009 with degree in American studies and ethnicity...at Bullard (Fresno, Calif.) High School, was a two-way lineman who earned multiple honors as a senior in 2004, including Super Prep All-Farwest, Prep Star All-West, Tom Lemming All-West, Tacoma News Tribune Western 100, Cal-Hi Sports All-State second team, and Fresno Bee All-Star...his father, Pat Howell, was an All-American guard at USC who went on to play in the NFL for the Atlanta Falcons (1979-83) and Houston Oilers (1983-85)...born Nicholas Patrick Howell on Oct. 10, 1986 in Fresno, Calif.



STAFON JOHNSON

Running Back – 5-11 – 222 – Southern Cal

Signed by Titans as an undrafted free agent on April 30, 2010...amassed 1,552 career rushing yards, 19 career rushing touchdowns and five career 100-yard games during his four-year stint at Southern Cal...as a senior (2009), appeared in first four games with one start and rushed for 157 yards on 32 carries with five touchdowns...prior to USC's fifth game at California, he suffered a serious throat injury when he crushed his larynx in a freak weightlifting accident. He underwent extensive surgery that required a tracheotomy, plus a feeding tube in his stomach, and he was hospitalized several weeks. The injury sidelined him the rest of the season, but he made a near-miraculous recovery to the point where he can speak and swallow again and played in the Senior Bowl...as a junior (2008), played in all 13 games and rushed for a team-best 705 yards on 138 carries with nine touchdowns, while adding seven receptions for 48 yards and 33 punt returns for 305 yards...as a sophomore (2007), saw action as a reserve in 11 games and finished second on the team with 673 yards on 98 carries with five touchdowns...as a freshman (2006), appeared briefly in three games and ran for 17 yards on three carries...majored in sociology...at Dorsey (Los Angeles, Calif.) High School, was named a 2005 Parade All-American after posting 2,197 yards on 247 carries with 22 touchdowns...as a junior in 2004, rushed for 1,879 yards with 18 touchdowns and posted 25 tackles and three interceptions...also ran track (with a best of 10.7 in the 100 meters) at Dorsey, where his father, Stan Johnson, was a long-time assistant track coach...born Stafon Dazz Johnson on Feb. 6, 1988 in Compton, Calif.



JOE JOSEPH

Defensive Tackle – 6-2 – 315 – Miami (Fla.)


Signed by Titans as an undrafted free agent on April 30, 2010...in four seasons at Miami, appeared in 37 games with 25 starts...totaled 71 tackles, 1.5 sacks, 13 tackles for loss, eight quarterback pressures, one pass defended and one fumble recovery...as a senior (2009), appeared in 13 games (11 starts) at defensive tackle and registered 29 tackles, 5.5 tackles for loss and one fumble recovery...in 2009, tackle total was second among team's defensive linemen...earned All-ACC honorable mention, awarded the team's 2009 Melching Leadership Award, and named third-team All-ACC by Phil Steele...as a junior (2008), played in all 13 games (nine starts) at left defensive tackle and totaled 17 tackles, one sack, 4.5 tackles for loss and two quarterback pressures...as a sophomore (2007), played 10 games (five starts) and recorded 25 tackles, a half sack, two tackles for loss and six quarterback pressures...as a redshirt freshman (2006), saw action in one game as a reserve...graduated in 2008 with degree in sports administration...was a four-year starter at Oak Ridge (Orlando, Fla.) High School, where he posted 68 tackles as a senior...rated the No. 32 prospect in Florida by SuperPrep and the No. 32 defensive tackle in the nation by Rivals.com...born Joe Louis Joseph Jr. on Oct. 20, 1985 in Orlando, Fla.



JAKE LEWKO

Linebacker – 6-1 – 240 – Pennsylvania


Signed by Titans as an undrafted free agent on April 30, 2010...finished his four-year Pennsylvania career with 174 tackles, 20 tackles for loss, four sacks, four fumble recoveries and four forced fumbles...named Brooks-Irvine Memorial Football Club FCS College Player of the Year, AFCA All-American and two-time All-Ivy selection...as a senior (2009), was named co-Ivy League MVP while leading the nation's No. 1 ranked defense in tackles...posted a career-best 15 tackles in Ivy title-deciding game at Harvard...as a junior (2008), received second-team All-Ivy honors after starting all 10 games at linebacker and leading the team with 61 tackles and finishing third on the squad with two sacks...as a sophomore (2007), appeared in all 10 games and finished the season with 36 tackles and 5.5 tackles for loss...as a freshman (2006), played in two games and registered a tackle and a forced fumble...majored in finance...at Shawnee (Medford, N.J.) High School was a three-year letterwinner in both football and golf...named Associated Press First-Team All-State and team MVP in 2005...as a junior (2004), led team to an undefeated state title...also won a state title and two South Jersey sectional crowns in golf...born Jacob Alan Lewko on Oct. 7, 1987 in Camden, N.J.



JOHN MALECKI

Guard – 6-2 – 304 – Pittsburgh

Signed by Titans as an undrafted free agent on April 30, 2010...in four seasons at Pittsburgh, appeared in 40 games with 27 starts, including starts in his final 26 consecutive games...played defensive tackle for two seasons before switching to offensive line for junior and senior seasons...as a senior (2009), named first-team All-Big East and named to the Big East All-Academic team for the second consecutive year after starting all 13 games at right guard...as a junior (2008), switched sides of the ball and started all 13 games at right guard, earning team's Most Improved Offensive Player Award and Big East All-Academic honors...as a sophomore (2007), played in all 12 games at nose tackle (one start) and recorded 13 tackles, four sacks and a blocked field goal...as a freshman (2006), played in all 12 games and notched 11 tackles...graduated in April 2010 with degree in business marketing...at Franklin Regional (Murrysville, Pa.) High School, played offensive guard and defensive tackle for 2005 state champion team...named first-team Associated Press Pennsylvania Class AAA All-State...helped produce a 2,000-yard rusher and also recorded 14 sacks...named Pittsburgh Tribune-Review Class AAA Player of the Year...also earned Pittsburgh Post-Gazette "Fabulous 22" honors and was rated by Rivals as the No. 22 overall prospect in Pennsylvania...cousin is Steve Sciuлло, former guard for the Indianapolis Colts and Philadelphia Eagles...enjoys bass fishing and camping...born John Michael Malecki on May 26, 1988 in Pittsburgh, Pa.



KEVIN MATTHEWS

Center – 6-3 – 302 – Texas A&M

Signed by Titans as an undrafted free agent on April 30, 2010...played in 34 career games with 25 starts during his four-year stay at Texas A&M...started the final 25 games at center to end his career...as a senior (2009), named honorable mention All-Big 12 selection by the league's head coaches...was part of a revamped offensive front that helped the team to an average of 184.2 rushing yards per game and a total output of 465.8 yards per contest...member of the 2009 "Watch List" for the Rimington Trophy, which is given annually to the nation's top collegiate center...as a junior (2008), started all 12 games at center while providing valuable leadership to the young unit and helping clear holes for an offense that averaged 340.9 yards of total offense per game...as a sophomore (2007), served as a reliable backup at center and saw action in five games...as a redshirt freshman (2006), saw action in four games as backup at center...redshirted in 2005...majored in university studies with a concentration in business and minors in sport management and communications...at Elkins (Sugar Land, Texas) High School was named to the 2005 All-Greater Houston football team...named first team All-District as a junior and senior...also member of the track team and threw the shot put...his father, Bruce, was inducted into the NFL Hall of Fame in 2007 after an illustrious 19-year career with the Houston Oilers and Tennessee Titans...his uncle, Clay Matthews, Jr., was a four-time Pro Bowl linebacker who played 19 seasons with the Cleveland Browns and Atlanta Falcons (1978-96)...his cousin, Clay Matthews III, currently plays outside linebacker for the Green Bay Packers...married Amanda H. Matthews in March 2010...has six siblings, Steven, Marilyn, Jake, Mike, Luke and Gwen...born Kevin James Matthews on Feb. 4, 1987 in Sugar Land, Texas.



MICO McSWAIN

Wide Receiver – 6-0 – 208 – North Alabama


Signed by Titans as an undrafted free agent on April 30, 2010...played one season at North Alabama after beginning his college career at Ole Miss...as a senior at North Alabama (2009), played in all 13 games for Gulf South Champions...finished second on the team with 55 receptions and led the squad with 913 receiving yards...had eight touchdown receptions and averaged more than 70 yards per game...selected first-team All-Gulf South Conference by the league's head coaches...set UNA single-game receiving mark with 210 yards against Arkansas Tech...at Ole Miss in 2006, played in 11 games as a running back and finished third on the squad with 140 rushing yards on 27 attempts...also ranked sixth in the SEC with a 23.0 kickoff return average (322 yards on 14 returns)...as a redshirt freshman in 2005, named honorable mention Freshman All-American by The Sporting News...led the team in rushing yards and set an Ole Miss freshman rushing record with 124 carries for 612 yards...majored in elementary education...in 2003, attended Hargrave Military Academy in Chatham, Va., totaling 45 tackles and two interceptions...at Richton (Miss.) High School, named Division 8-2A Super 22 Team and first-team all-area in 2002...finished his senior year with 2,034 all-purpose yards and 18 total touchdowns...rushed for 1,010 yards on 90 carries, caught 32 passes for 457 yards and returned 12 kickoffs for 277 yards...also lettered in basketball and track...born Gremico Cortellis McSwain on March 7, 1984.



STEVEN PFAHLER

Tight End – 6-4 – 254 – Montana


Signed by Titans as an undrafted free agent on April 30, 2010...played in 55 career games with 42 starts at tight end and compiled 72 career receptions for 815 yards and five touchdowns...started 31 of 32 games his last two seasons at Montana...as a senior (2009), was a second team All-Big Sky Conference selection after finishing sixth on the team with 30 receptions for 384 yards and four touchdowns...as a junior (2008), was an All-Big Sky honorable mention selection after starting all 16 games and posting 24 receptions for 282 receiving yards with a touchdown...as a sophomore (2007), was an All-Big Sky honorable mention pick while playing in 11 games with six starts and notching eight catches for 77 yards...as a freshman (2006), played in 13 games with five starts and collected 10 receptions for 72 yards...majored in health and human performance...at Frenchtown (Mont.) High School earned 12 letters: four in football, basketball, and track...was a three-time all-state pick at tight end and twice all-state choice at defensive end, posting 71 career receptions for 1,417 yards and 24 touchdowns...was a three-time all-league selection in basketball...was a three-time all-state selection in track and had a personal best of 210-11 in the javelin...born Steven Colt Pfahler on Aug. 21, 1987 in Helena, Mont.



WILLIE ROSE

Fullback – 6-1 – 238 – Florida Atlantic

Signed by Titans as an undrafted free agent on April 30, 2010...in 46 career games at Florida Atlantic, totaled 1,737 yards of offense and scored 14 touchdowns...rushed for 981 yards and four touchdowns on 199 carries and added 92 receptions for 756 yards and 10 touchdowns...as a senior (2009), registered 307 yards and one touchdown on 62 carries in 11 games and added 29 receptions for 302 yards and one touchdown...in 2008, recorded 63 carries for 308 yards and one touchdown and 23 receptions for 168 yards and two touchdowns in 13 games...in 2007, set a career high with 333 rushing yards on 63 carries...also in 2007, totaled a career-high 38 receptions for 264 yards and career-high seven touchdowns...participated in eight contests in 2006 and played in one game in 2005 before redshirting...graduated in December 2009 with degree in management information systems...at Gaither (Lutz, Fla.) High School, earned All-County honors after totaling 1,100 yards on 194 carries as a senior...carried a 4.0 GPA in high school...enjoys golf, fishing and movies...born William Christopher Rose on March 23, 1987 in Tampa, Fla.



BOBBY SEWALL

Wide Receiver – 6-1 – 198 – Brown


Signed by Titans as an undrafted free agent on April 30, 2010...was a three-time All-Ivy selection, earning first team All-Ivy honors his final two seasons with the Bears...finished eighth in career Ivy League receptions with 210, while his 2,141 career receiving yards rank 26th best in Ivy football history annals...scored more touchdowns (34 - 16 receiving, 18 rushing) in the last three years than any other Ivy League player...as a senior (2009), was a preseason All-American that was named first-team All-Ivy and ranked second in the league with 66 receptions for 585 yards and four touchdowns...as a junior (2008), named honorable mention All-American, first team All-Ivy and All-New England, while ranking ninth in the nation with 6.9 reception per game and leading the Ivy League in 69 receptions, 948 receiving yards and eight touchdowns...also rushed 34 times for 140 yards and six touchdowns...as a sophomore (2007), earned second team All-Ivy honors after posting 68 receptions for 553 yards and 12 total touchdowns...named College Sporting News, Ivy League, and New England Football Writers Gold Helmet Player of the Week following a record-setting performance vs. Dartmouth where he rushed for 144 yards and four touchdowns, caught 18 passes for 141 yards, and threw a 41-yard touchdown pass...as a freshman (2006), notched seven receptions for 55 yards and rushed seven times for 42 yards...majored in Business Economics and American History...at Portsmouth (R.I.) High School lettered in football, basketball, lacrosse and track...was football team captain as a junior and senior, three-time first team All-Division and two-time first team All-State at quarterback... as a senior was a basketball team captain and first team All-League...as a senior was state champion in the 100 meter and 200 meter dash...enjoys weightlifting and the beach...born Robert Adelbert Sewall Jr. on Feb. 29, 1988 in Portsmouth, R.I.



PATRICK TRAHAN

Linebacker – 6-2 – 236 – Mississippi

Signed by Titans as an undrafted free agent on April 30, 2010...played one season at Auburn, one season at Northwest Mississippi Community College and two years at Ole Miss...Ole Miss totals included 98 tackles, seven sacks, 16.5 tackles for loss, one quarterback pressure, two interceptions, three forced fumbles and one fumble recovery...as a senior at Ole Miss (2009), started all 13 games at weakside linebacker and tied for team lead (eighth in SEC) with 12 tackles for loss...also tied for team lead with two interceptions, ranked third on the team with five sacks and ranked fourth on the squad with 69 tackles...named team captain...at Ole Miss in 2008, saw action in all 13 games with two starts at weakside linebacker and tallied 29 tackles, two sacks, 4.5 tackles for loss, one forced fumble and a safety...at Northwest Mississippi Community College in 2007, named second-team National Junior College Athletic Association All-American after posting 96 tackles, 14 tackles for loss, six sacks, four forced fumbles and one interception...as a redshirt freshman at Auburn in 2006, played in 13 games and recorded 14 tackles and one tackle for loss...majored in parks and recreation management...at St. Augustine (New Orleans, La.) High School, earned first-team All-State and All-District honors as a senior after totaling 120 tackles, nine sacks, two interceptions and 10 forced fumbles...named to Mobile Press-Register Super Southeast 120 team, Tom Lemming and SuperPrep All-Southwest Teams, rated the No. 11 player in Louisiana by Rivals.com, and earned PrepStar All-Region honors...posted 66 tackles, 16 sacks and forced nine fumbles as a junior...as a high school sophomore, played alongside New England Patriots running back BenJarvus Green-Ellis...born on Nov. 7, 1986.





2010 MEDIA GUIDE

2009 Season Review

2009 TITANS TRANSACTIONS

January 5	DT KEVIN VICKERSON rejoins team after four-game suspension; Waived DT AMON GORDON	August 25	Moved C KEVIN MAWAE from Physically Unable to Perform to active roster; signed free agent C MATT LEHR
January 6	Signed free agent WR CRAPHONSO THORPE to a future contract	September 1	Terminated vested veteran C MATT LEHR ; waived WR DUDLEY GUICE , RB RAFAEL LITTLE and LB TYSON SMITH
January 7	Signed free agent T PETE CLIFFORD to a future contract	September 5	Terminated vested veterans LB ROCKY BOIMAN , FB CASEY CRAMER , CB DeMARCUS FAGGINS , LB RYAN FOWLER , WR MARK JONES , T CORY LEKKERKERKER and LB JOSH STAMER ; Waived DE LARRY BIRDINE , CB TANARD DAVIS , G RYAN DURAND , RB RODNEY FERGUSON , DB TUFF HARRIS , DT MITCH KING , WR PHILLIP MORRIS , TE MATTHEW MULLIGAN , C JASON MURPHY , DT LaJUAN RAMSEY , S NICK SCHOMMER , P A.J. TRAPASSO , C FERNANDO VELASCO and WR PAUL WILLIAMS ; Waived injured RB QUINTON GANTHER
January 8	Signed free agent CB CHRISTIAN MORTON to a future contract	September 6	Signed G RYAN DURAND , FB RODNEY FERGUSON , DT MITCH KING , WR PHILLIP MORRIS , S NICK SCHOMMER , C/G FERNANDO VELASCO and WR PAUL WILLIAMS to the practice squad
January 12	Signed free agents DE CHARLES BENNETT , C/G DOUG DATISH , CB TANARD DAVIS , DT DERRICK JONES , TE MATTHEW MULLIGAN , C JASON MURPHY and C/G FERNANDO VELASCO to future contracts	September 7	Signed LB MIKE RIVERA to the practice squad
January 14	Signed free agent DE LARRY BIRDINE to a future contract	September 23	Waived CB CARY WILLIAMS ; signed free agent P REGGIE HODGES ; placed DT MITCH KING on practice squad injured; signed P A.J. TRAPASSO to the practice squad
January 23	Signed free agent DT LaJUAN RAMSEY to a future contract	September 29	Placed P CRAIG HENTRICH on injured reserve; waived RB CHRIS HENRY ; signed free agent WR MARK JONES and S KEVIN KAESVIHARN ; released RB RODNEY FERGUSON from the practice squad; signed CB CARY WILLIAMS to the practice squad
February 19	Designated TE BO SCAIFE as the Franchise Player	October 3	Terminated vested veteran QB PATRICK RAMSEY ; signed CB CARY WILLIAMS from practice squad to the active roster
February 27	Signed unrestricted free agent QB KERRY COLLINS	October 8	Signed RB LANCE BALL to the practice squad
March 2	Signed unrestricted free agents S VINCENT FULLER , DT JOVAN HAYE and WR NATE WASHINGTON	October 15	Waived WR DOMINIQUE EDISON ; signed free agent CB ROD HOOD
March 4	Signed exclusive rights free agent LB COLIN ALLRED	October 16	Signed WR DOMINIQUE EDISON to the practice squad; released WR PHILIP MORRIS from the practice squad
March 6	Signed unrestricted free agent P CRAIG HENTRICH	October 27	Claimed P BRETT KERN off waivers from the Denver Broncos; waived P REGGIE HODGES ; released RB LANCE BALL from the practice squad
March 20	Signed unrestricted free agent WR MARK JONES	October 28	Signed QB JOHN DAVID BOOTY to the practice squad
April 2	Signed unrestricted free agent CB DeMARCUS FAGGINS	October 30	Placed WR MARK JONES on injured reserve; signed free agent RB ALVIN PEARMAN
April 6	Signed unrestricted free agent QB PATRICK RAMSEY	November 3	Waived CB CARY WILLIAMS ; signed free agent WR CHRIS DAVIS ; released P A.J. TRAPASSO from the practice squad
April 25	Drafted WR KENNY BRITT (first round, 30th overall) and DT SEN'DERRICK MARKS (second round, 62nd overall)	November 5	Signed CB CARY WILLIAMS to the practice squad
April 26	Traded 2010 second round pick to the New England Patriots for 2009 third round selection (89th overall); Drafted TE JARED COOK (third round, 89th overall), CB RYAN MOUTON (third round, 94th overall), LB GERALD McRATH (fourth round, 130th overall), T/G TROY KROPOG (fourth round, 135th overall), RB JAVON RINGER (fifth round, 173rd overall), CB JASON McCOURTY (sixth round, 203rd overall), WR DOMINIQUE EDISON (sixth round, 206th overall), G RYAN DURAND (seventh round, 239th overall), S NICK SCHOMMER (seventh round, 242nd overall)	November 7	Waived WR CHRIS DAVIS ; signed C/G FERNANDO VELASCO from practice squad to the active roster
April 28	Signed TE BO SCAIFE as franchise player	November 11	Signed DE ERIC BAKHTIARI to the practice squad
April 30	Signed the following undrafted free agents: RB RODNEY FERGUSON , WR DUDLEY GUICE , CB JEREMY HAYNES , DT MITCH KING , WR PHILLIP MORRIS , QB ALEX MORTENSEN , G RYAN SCHMIDT , P A.J. TRAPASSO	November 14	Signed WR DOMINIQUE EDISON from the practice squad to the active roster; waived C/G FERNANDO VELASCO
June 9	Signed seventh-round draft choice S NICK SCHOMMER	November 17	Signed C/G FERNANDO VELASCO to the practice squad
June 12	Waived DE CHARLES BENNETT , T PETE CLIFFORD and DT ULRICH WINKLER	November 24	Practice squad CB CARY WILLIAMS signed to the Baltimore Ravens active roster
June 23	Signed free agent T CORY LEKKERKERKER	November 25	Signed WR PHILLIP MORRIS to the practice squad
June 24	Signed seventh-round draft choice G RYAN DURAND	December 12	Placed DT JASON JONES on injured reserve; signed DE ERIC BAKHTIARI from the practice squad to the active roster
June 25	Signed sixth-round draft choice CB JASON McCOURTY	December 16	Signed DL KAREEM BROWN to the practice squad
June 26	Signed sixth-round draft choice WR DOMINIQUE EDISON	December 22	Placed LB DAVID THORNTON on injured reserve; signed free agent LB JAMIE WINBORN
July 6	Signed third-round draft choice CB RYAN MOUTON and fourth-round draft choice LB GERALD McRATH	December 30	Placed LB KEITH BULLUCK and CB NICK HARPER on injured reserve; signed C/G FERNANDO VELASCO from the practice squad to the active roster; signed CB JAMAR LOVE to the active roster from the Tampa Bay Buccaneers' practice squad
July 7	Waived CB CHRISTIAN MORTON and WR CRAPHONSO THORPE		
July 10	Signed third-round draft choice TE JARED COOK and fourth-round draft choice T/G TROY KROPOG		
July 22	Signed fifth-round draft choice RB JAVON RINGER		
July 29	Signed second-round draft choice DT SEN'DERRICK MARKS ; Waived DT DERRICK JONES and G RYAN SCHMIDT		
July 31	Declared C KEVIN MAWAE Physically Unable to Perform		
August 2	Signed first-round draft choice WR KENNY BRITT and declared him Physically Unable to Perform		
August 7	Moved WR KENNY BRITT from Physically Unable to Perform to active roster		
August 11	Waived CB JEREMY HAYNES and QB ALEX MORTENSEN ; signed free agent LB ROCKY BOIMAN and LB TYSON SMITH		
August 24	Waived injured C DOUG DATISH and WR CHRIS DAVIS		

2009 TENNESSEE TITANS PARTICIPATION CHART

Player	9/10	9/20	9/27	10/4	10/11	10/18	11/1	11/8	11/15	11/23	11/29	12/6	12/13	12/20	12/25	1/3	Season Totals			
	@Pit	Hou	@NYJ	@Jax	Ind	@NE	Jax	@SF	Buf	@Hou	Ari	@Ind	StL	Mia	SD	@Sea	GP	GS	DNP	IA
Allred, Colin	P	P	P	P	IA	P	P	P	P	IA	P	IA	IA	P	LB	LB	12	2	0	4
Amano, Eugene	LG	LG	P	LG	LG	LG	LG	LG	LG	LG	LG	LG	LG	LG	LG	LG	16	15	0	0
Amato, Ken	P	P	P	P	P	P	P	P	P	P	P	P	P	P	P	P	16	0	0	0
Bakhtiari, Eric	X	X	X	X	X	X	X	X	PS	PS	PS	PS	P	IA	P	P	3	0	0	1
Ball, Dave	IA	P	IA	IA	P	P	P	IA	P	P	IA	P	P	P	P	LDE	11	1	0	5
Ball, Lance	X	X	X	X	PS	PS	X	X	X	X	X	X	X	X	X	X	0	0	0	0
Bironas, Rob	P	P	P	P	P	P	P	P	P	P	P	P	P	P	P	P	16	0	0	0
Booty, John David	X	X	X	X	X	X	PS	PS	PS	PS	PS	PS	PS	PS	PS	PS	0	0	0	0
Britt, Kenny	P	P	P	P	P	P	P	P	WR	WR	WR	WR	WR	WR	P	P	16	6	0	0
Brown, Kareem	X	X	X	X	X	X	X	X	X	X	X	X	X	PS	PS	PS	0	0	0	0
Brown, Tony	RDT	RDT	RDT	RDT	RDT	RDT	RDT	RDT	RDT	RDT	RDT	RDT	RDT	RDT	RDT	IA	15	15	0	1
Bulluck, Keith	RLB	RLB	RLB	RLB	RLB	RLB	RLB	RLB	RLB	RLB	RLB	RLB	RLB	RLB	IA	IR	14	14	0	1
Collins, Kerry	QB	QB	QB	QB	QB	QB	DNP	DNP	DNP	DNP	DNP	DNP	P	DNP	DNP	DNP	7	6	9	0
Cook, Jared	IA	P	P	P	P	P	P	P	P	P	P	P	IA	P	P	P	14	0	0	2
Crumpler, Alge	TE	TE	TE	TE	P	TE	TE	TE	TE	TE	TE	P	TE	TE	TE	TE	16	14	0	0
Davis, Chris	X	X	X	X	X	X	X	X*	X	X	X	X	X	X	X	X	0	0	0	0
Durand, Ryan	PS	PS	PS	PS	PS	PS	PS	PS	PS	PS	PS	PS	PS	PS	PS	PS	0	0	0	0
Edison, Dominique	DNP	P	P	IA	IA	PS	PS	PS	P	P	DNP	P	IA	IA	IA	IA	5	0	2	6
Ferguson II, Rodney	PS	PS	PS	X	X	X	X	X	X	X	X	X	X	X	X	X	0	0	0	0
Finnegan, Cortland	RCB	RCB	RCB	IA	IA	IA	LCB	LCB	LCB	RCB	RCB	RCB	RCB	RCB	RCB	RCB	13	13	0	3
Ford, Jacob	P	IA	P	P	P	P	P	P	P	P	P	P	P	P	P	P	15	0	0	1
Fuller, Vincent	P	P	P	IA	IA	IA	P	P	P	P	P	DB	P	P	P	P	13	1	0	3
Gage, Justin	WR	WR	WR	WR	WR	WR	WR	WR	IA	IA	IA	IA	P	P	WR	WR	12	10	0	4
Griffin, Michael	FS	FS	FS	FS	P	FS	FS	FS	FS	FS	FS	FS	FS	FS	FS	FS	16	15	0	0
Hall, Ahmard	FB	P	P	FB	FB	P	P	P	P	FB	FB	FB	P	P	P	FB	16	7	0	0
Harper, Nick	LCB	LCB	LCB	LCB	LCB	IA	IA	IA	IA	LCB	LCB	LCB	LCB	LCB	LCB	IR	11	11	0	4
Harris, Leroy	P	P	LG	P	P	IA	P	RT	P	P	P	P	P	P	P	P	15	2	0	1
Hawkins, Lavelle	IA	IA	IA	IA	IA	IA	P	P	P	P	P	P	P	P	P	P	10	0	0	6
Haye, Jovan	LDT	LDT	LDT	LDT	LDT	LDT	IA	LT	LDT	LDT	LDT	LDT	LDT	LDT	LDT	LDT	15	15	0	1
Hayes, William	P	P	P	P	LDE	LDE	LDE	LDE	LDE	LDE	LDE	LDE	LDE	LDE	LDE	P	16	11	0	0
Henry, Chris	IA	P	P	X	X	X	X	X	X	X	X	X	X	X	X	X	2	0	0	1
Hentrich, Craig	P	P	IA	IR	IR	IR	IR	IR	IR	IR	IR	IR	IR	IR	IR	IR	2	0	0	1
Hodges, Reggie	X	X	P	P	P	P	X	X	X	X	X	X	X	X	X	X	4	0	0	0
Hood, Rod	X	X	X	X	X	P	RCB	RCB	RCB	DNP	IA	IA	IA	IA	IA	LCB	5	4	1	5
Hope, Chris	SS	SS	SS	SS	SS	SS	SS	SS	SS	SS	SS	SS	SS	SS	SS	SS	16	16	0	0
Johnson, Chris	RB	RB	RB	RB	RB	RB	RB	RB	RB	RB	RB	RB	RB	RB	RB	RB	16	16	0	0
Jones, Jason	P	P	P	IA	IA	P	P	P	P	IA	IA	IA	IR	IR	IR	IR	7	0	0	5
Jones, Mark	X	X	X	P	P	P	IR	IR	IR	IR	IR	IR	IR	IR	IR	IR	3	0	0	0
Kaeviharn, Kevin	X	X	X	P	P	P	P	P	P	P	P	P	P	P	P	P	13	0	0	0
Kearse, Jevon	LDE	LDE	LDE	LDE	IA	IA	IA	IA	IA	IA	P	P	IA	IA	IA	IA	6	4	0	10
Keglar, Stanford	P	P	IA	IA	P	DNP	P	P	IA	P	P	P	P	P	P	P	12	0	1	3
Kern, Brett	X	X	X	X	X	X	P	P	P	P	P	P	P	P	P	P	10	0	0	0
King, Mitch	PS	PS	PS-I	PS-I	PS-I	PS-I	PS-I	PS-I	PS-I	PS-I	PS-I	PS-I	PS-I	PS-I	PS-I	PS-I	0	0	0	0
Kropog, Troy	IA	IA	IA	IA	IA	DNP	DNP	P	IA	IA	IA	IA	IA	IA	IA	IA	1	0	2	13
Love, Jamar	X	X	X	X	X	X	X	X	X	X	X	X	X	X	X	IA	0	0	0	1
Marks, Sen'Derrick	IA	IA	IA	P	P	IA	P	IA	P	P	IA	IA	P	P	P	P	9	0	0	7
Mawae, Kevin	C	C	C	C	C	C	C	C	C	C	C	C	C	C	C	C	16	16	0	0
McCourty, Jason	P	P	P	RCB	RCB	RCB	P	P	IA	P	P	P	P	P	P	P	15	3	0	1
McRath, Gerald	P	P	P	P	P	P	P	LLB	P	LLB	P	P	P	LLB	LLB	LLB	16	5	0	0
Morris, Phillip	PS	PS	PS	PS	PS	X	X	X	X	X	PS	PS	PS	PS	PS	PS	0	0	0	0
Mouton, Ryan	IA	P	P	DB	P	RCB	P	P	P	P	P	P	P	P	P	IA	14	2	0	2
Nickey, Donnie	P	P	P	P	FS	P	P	P	P	P	P	P	P	P	P	P	16	1	0	0
Otto, Mike	P	P	P	P	P	P	IA	IA	P	P	P	P	P	P	P	P	14	0	0	2
Pearman, Alvin	X	X	X	X	X	X	IA	P	P	IA	IA	IA	P	P	IA	P	5	0	0	5
Ramsey, Patrick	IA	IA	DNP	X	X	X	X	X	X	X	X	X	X	X	X	X	0	0	1	2
Ringer, Javon	P	P	DNP	P	P	P	IA	IA	IA	IA	P	IA	IA	IA	IA	IA	6	0	1	9
Rivera, Mike	PS	PS	PS	PS	PS	PS	PS	PS	PS	PS	PS	PS	PS	PS	PS	PS	0	0	0	0
Roos, Michael	LT	LT	LT	LT	LT	LT	LT	LT	LT	LT	LT	LT	LT	LT	LT	LT	16	16	0	0
Scaife, Bo	TE	IA	IA	P	TE	TE	TE	TE	TE	P	P	TE	TE	TE	TE	P	14	10	0	2
Schommer, Nick	PS	PS	PS	PS	PS	PS	PS	PS	PS	PS	PS	PS	PS	PS	PS	PS	0	0	0	0
Scott, Jake	RG	RG	RG	RG	RG	RG	RG	RG	RG	RG	RG	RG	RG	RG	RG	RG	16	16	0	0
Stevens, Craig	P	TE	TE	P	P	IA	IA	P	P	P	P	P	P	IA	IA	P	12	2	0	4
Stewart, David	RT	RT	RT	RT	RT	RT	RT	IA	RT	RT	RT	RT	RT	RT	RT	RT	15	15	0	1
Thornton, David	LLB	LLB	LLB	LLB	LLB	LLB	LLB	IA	LLB	IA	LLB	LLB	LLB	IA	IR	IR	11	11	0	3
Tulloch, Stephen	MLB	MLB	MLB	P	MLB	P	MLB	MLB	MLB	MLB	MLB	P	MLB	MLB	MLB	MLB	16	13	0	0
Vanden Bosch, Kyle	RDE	RDE	RDE	RDE	RDE	RDE	RDE	RDE	RDE	RDE	RDE	RDE	RDE	RDE	RDE	RDE	16	16	0	0
Velasco, Fernando	PS	PS	PS	PS	PS	PS	PS	P	PS	PS	PS	PS	PS	PS	PS	IA	1	0	0	1
Vickerson, Kevin	P	IA	P	P	P	P	LDT	P	IA	P	P	P	IA	P	P	RDT	13	2	0	3
Washington, Nate	P	WR	WR	WR	WR	WR	WR	WR	WR	WR	WR	WR	WR	WR	WR	WR	16	15	0	0
White, LenDale	P	P	P	P	P	P	P	P	P	P	IA	P	DNP	P	DNP	P	13	0	2	1
Williams, Cary	P	IA	X	P	P	P	IA	PS	PS	PS	X	X	X	X	X	X	4	0	0	2
Williams, Paul	PS	PS	PS	PS	PS	PS	PS	PS	PS	PS	PS	PS	PS	PS	PS	PS	0	0	0	0
Winborn, Jamie	X	X	X	X	X	X	X	X	X	X	X	X	X	X	P	P	2	0	0	0
Young, Vince	DNP	DNP	IA	DNP	P	P	QB	QB	QB	QB	QB	QB	QB	QB	QB	QB	12	10	3	1

*Chris Davis was on the 53-man roster from Nov. 3-Nov. 6

Starters indicated by position (QB, RB, MLB, etc.); P = played but did not start; DNP = active but did not play; IA = inactive for game; PS = practice squad; PS-I = practice squad injured reserve; X = not on roster; IR = injured reserve; SUS = reserve/suspended; NFI = non-football injury; PUP = physically unable to perform

2009 TITANS REGULAR SEASON STATISTICS

Won 8, Lost 8

Date	W-L	Score	OT	Opponent	Attendance
09/10	L	10-13	OT	at Pittsburgh	65,110*
09/20	L	31-34		Houston	69,143*
09/27	L	17-24		at New York Jets	75,863*
10/04	L	17-37		at Jacksonville	49,014
10/11	L	9-31		Indianapolis	69,143*
10/18	L	0-59		at New England	68,756*
11/01	W	30-13		Jacksonville	69,143*
11/08	W	34-27		at San Francisco	69,732*
11/15	W	41-17		Buffalo	69,143*
11/23	W	20-17		at Houston	71,153*
11/29	W	20-17		Arizona	69,143*
12/06	L	27-17		at Indianapolis	66,321*
12/13	W	47-7		St. Louis	69,143*
12/20	W	27-24	OT	Miami	69,143*
12/25	L	42-17		San Diego	69,143*
01/03	W	17-13		at Seattle	67,002*

* Sellout

Statistic	Tenn.	Opp.
Total First Downs	288	323
Rushing	115	89
Passing	154	210
Penalty	19	24
3rd Down: Made/Att	89/214	89/218
3rd Down Pct.	41.6	40.8
4th Down: Made/Att	12/22	12/17
4th Down Pct.	54.5	70.6
Possession Avg.	28:27	31:33
Total Net Yards	5,623	5,850
Avg. Per Game	351.4	365.6
Total Plays	990	1,038
Avg. Per Play	5.7	5.6
Net Yards Rushing	2,592	1,711
Avg. Per Game	162.0	106.9
Total Rushes	499	402
Net Yards Passing	3,031	4,139
Avg. Per Game	189.4	258.7
Sacked/Yards Lost	15/73	32/224
Gross Yards	3,104	4,363
Att./Completions	476/271	604/404
Completion Pct.	56.9	66.9
Had Intercepted	15	20
Punts/Average	69/43.4	76/44.3
Net Punting Avg.	69/38.7	76/39.5
Penalties/Yards	98/821	94/724
Fumbles/Ball Lost	27/16	20/7
Touchdowns	39	48
Rushing	19	16
Passing	16	31
Returns	4	1

Score By Periods	Q1	Q2	Q3	Q4	OT	PTS
Team	77	103	67	104	3	354
Opponents	82	169	77	71	3	402

Scoring	TD	Rush	Rec	Ret	K-PAT	FG	S	PTS
Bironas	0	0	0	0	37/37	27/32	0	118
Johnson	16	14	2	0			0	98
Washington	6	0	6	0			0	36
Britt	3	0	3	0			0	18
Gage	3	0	3	0			0	18
Fuller	2	0	0	2b			0	12
White	2	2	0	0			0	12
Young	2	2	0	0			0	12
Collins	1	1	0	0			0	6
Crumpler	1	0	1	0			0	6
Finnegan	1	0	0	1a			0	6
Hood	1	0	0	1c			0	6
Scaife	1	0	1	0			0	6
Team	39	19	16	4	37/37	27/32	0	354
Opponents	48	16	31	1d	46/47	22/27	0	402

a - 39-yd interception return vs. S.F., 11/8
 b - 26-yd interception return vs. Buf., 11/15; 45-yd interception return vs. StL., 12/13
 c - 31-yd interception return vs. Buf., 11/15
 d - 99-yd. kickoff return by L. Stephens-Howling, Ari., 11/29

FUM/Lost: Young 8/2, Mouton 4/2, Collins 3/2, Johnson 3/3, Hall 2/2, Britt 1/1, Crumpler 1/1, Finnegan 1/0, Pearman 1/1, Scaife 1/1, Washington 1/0, White 1/1
Opponent Fumble Recoveries: T. Browns 1, S. Tulloch 1, J. Kearse 1, M. Griffin 2
Total: 5

Passing	Att	Cmp	Yds	Cmp%	Yds/Att	TD	TD%	Int	Int%	Long	Sack/Lost	Rating
Young	259	152	1,879	58.7	7.25	10	3.9	7	2.7	66t	9/36	82.8
Collins	216	119	1,225	55.1	5.67	6	2.8	8	3.7	69t	6/37	65.5
Johnson	1	0	0	0.0	0.00	0	0.0	0	0.0	---	0/0	39.6
Team	476	271	3,104	56.9	6.52	16	3.4	15	3.2	69t	15/73	74.8
Opponents	604	404	4,363	66.9	7.22	31	5.1	20	3.3	72t	32/224	91.2

Rushing	No.	Yds	Avg	Long	TD
Johnson	358	2,006	5.6	91t	14
Young	55	281	5.1	44	2
White	64	222	3.5	11	2
Ringer	8	48	6.0	32	0
Collins	11	15	1.4	10t	1
Washington	2	15	7.5	14	0
Hall	1	5	5.0	5	0
Team	499	2,592	5.2	91t	19
Opponents	402	1,711	4.3	80t	16

Receiving	No.	Yds	Avg	Long	TD
Johnson	50	503	10.1	69t	2
Washington	47	569	12.1	35	6
Scaife	45	440	9.8	27	1
Britt	42	701	16.7	57	3
Gage	28	383	13.7	49	3
Crumpler	27	222	8.2	27	1
Hall	12	79	6.6	15	0
Cook	9	74	8.2	17	0
Hawkins	7	110	15.7	32	0
White	3	14	4.7	7	0
M. Jones	1	9	9.0	9	0
Team	271	3,104	11.5	69t	16
Opponents	404	4,363	10.8	72t	31

Interceptions	No.	Yds	Avg	Long	TD
Finnegan	5	194	38.8	80	1
Hood	3	91	30.3	43	1
Fuller	3	71	23.7	45t	2
Bulluck	3	45	15.0	23	0
Hope	3	24	8.0	24	0
Harper	1	4	4.0	4	0
Griffin	1	3	3.0	3	0
McRath	1	1	1.0	1	0
Team	20	433	21.7	80	4
Opponents	15	121	8.1	26	0

Punting	No.	Yds	Avg	Net	TB	In	Lg	B
Kern LG	64	2,910	45.5	38.5	10	27	67	0
Kern TM	37	1,665	45.0	41.4	4	18	67	0
Hodges TM	22	868	39.5	31.8	2	1	50	0
Hentrich	9	422	46.9	44.1	0	3	60	0
Bironas	1	40	40.0	40.0	0	0	40	0
Team	69	2,995	43.4	38.7	6	22	67	0
Opponents	76	3,364	44.3	39.5	7	32	64	0

Punt Returns	Ret	FC	Yds	Avg	Long	TD
Pearman	11	8	112	10.2	18	0
Kaesviharn	9	8	34	3.8	10	0
Mouton	6	3	37	6.2	15	0
Finnegan	4	1	14	3.5	11	0
M. Jones	3	2	23	7.7	15	0
Team	33	22	220	6.7	18	0
Opponents	29	17	208	7.2	37	0

Kickoff Returns	No.	Yds	Avg	Long	TD
Britt	24	523	21.8	56	0
M. Jones	13	264	20.3	27	0
Ringer	9	181	20.1	25	0
Pearman	8	174	21.8	27	0
Griffin	6	143	23.8	31	0
Crumpler	3	20	6.7	15	0
McCourty	3	72	24.0	27	0
Hall	1	12	12.0	12	0
Mouton	1	14	14.0	14	0
Stevens	1	14	14.0	14	0
Team	69	1,417	20.5	56	0
Opponents	71	1,714	24.1	99t	1

Field Goals	1-19	20-29	30-39	40-49	50+
Bironas	0/0	8/8	4/6	10/12	5/6
Team	0/0	8/8	4/6	10/12	5/6
Opponents	0/0	9/9	8/9	4/6	1/3

Bironas: (37N,31B,45G)(40G)(38G)(29G)(49G,43G,46G)(48G,25G,45G)(21G,28G)(38G,60N,51G)(50G,49N,53G)(52G,24G)(20G)(27G,34G,36G,50G)(24G,46G)(46G)(47N,47G)
OPP: (32G,33G)(38G,23G)(30G)(22G,50G,55N,33G)(23G)(39N,33G)(40G,25G)(25G)(49N,26G,49N)(41G)(43G,52N,36G)(23G,28G,45G)(35G,20G)

2-Pt. Conversions: Johnson, Team 1-2, Opponents 1-1
Sacks: Ford 5.5, T. Brown 5, Hayes 4, J. Jones 4, Vanden Bosch 3, Hope 2, Tulloch 2, Fuller 1, Griffin 1, Kearse 1, Marks 1, Thornton 1, (group) 1, Haye 0.5, **TEAM 32, OPP 15**

2009 TITANS REGULAR SEASON DEFENSIVE STATISTICS

PLAYER	TACKLES			SACKS				INTERCEPTIONS				FUMBLES			
	Tot	Solo	Asst	Sk	Yds	QBP	TFL	No	Yds	Lg	TD	PD	FF	FR	Yds
Tulloch, Stephen	132	95	37	2.0	16	1	7	0	0	0	0	1	0	1	0
Bulluck, Keith	118	83	35	0.0	0	0	3	3	45	23	0	8	0	1	0
Griffin, Michael	108	62	46	1.0	10	1	2	1	3	3	0	7	2	2	0
Hope, Chris	95	70	25	2.0	14	1	0	3	24	24	0	7	1	0	0
Vanden Bosch, Kyle	86	41	45	3.0	8	20	4	0	0	0	0	1	2	0	0
Hayes, William	82	51	31	4.0	42	23	5	0	0	0	0	0	2	0	0
Harper, Nick	77	69	8	0.0	0	1	2	1	4	4	0	6	0	0	0
Finnegan, Cortland	76	57	19	0.0	0	0	0	5	194	80	1	13	0	0	0
Brown, Tony	61	36	25	5.0	33	25	3	0	0	0	0	1	3	1	0
Thornton, David	60	46	14	1.0	16	0	4	0	0	0	0	0	1	0	0
Haye, Jovan	55	29	26	0.5	4	9	1	0	0	0	0	0	0	0	0
Vickerson, Kevin	49	24	25	0.0	0	9	3	0	0	0	0	3	0	0	0
Ball, Dave	38	19	19	0.0	0	5	2	0	0	0	0	1	0	0	0
Ford, Jacob	38	22	16	5.5	26	15	2	0	0	0	0	0	1	0	0
McRath, Gerald	38	25	13	0.0	0	0	0	1	0	0	0	1	0	0	0
Fuller, Vincent	33	25	8	1.0	7	1	1	3	71	45t	2	7	0	0	0
McCourty, Jason	30	20	10	0.0	0	0	1	0	0	0	0	0	1	0	0
Marks, Sen'Derrick	23	9	14	1.0	7	5	1	0	0	0	0	1	0	0	0
Jones, Jason	21	15	6	4.0	29	7	2	0	0	0	0	5	0	0	0
Hood, Rod	18	14	4	0.0	0	0	1	3	91	43	1	4	0	0	0
Mouton, Ryan	17	9	8	0.0	0	0	1	0	0	0	0	0	0	0	0
Allred, Colin	15	6	9	0.0	0	0	0	0	0	0	0	0	0	0	0
Kaesviharn, Kevin	13	10	3	0.0	0	1	0	0	0	0	0	1	0	0	0
Kearse, Jevon	11	5	6	1.0	6	3	0	0	0	0	0	0	0	1	0
Williams, Cary	7	5	2	0.0	0	0	0	0	0	0	0	1	0	0	0
Amato, Ken	0	0	0	0.0	0	0	0	0	0	0	0	0	0	0	0
Keglar, Stanford	0	0	0	0.0	0	0	0	0	0	0	0	0	0	0	0
Nickey, Donnie	0	0	0	0.0	0	0	0	0	0	0	0	0	0	0	0
TEAM TOTALS:	1,301	847	454	31.0	217	127	45	20	432	80	4	68	13	6	0

SPECIAL TEAMS STATISTICS

PLAYER	TACKLES			FUMBLES		BLOCKS		
	Tot	Solo	Asst	FF	FR	PAT	FG	PUNT
Nickey, Donnie	17	10	7	0	0	0	0	0
Stevens, Craig	15	10	5	0	0	0	0	0
McCourty, Jason	12	8	4	0	0	0	0	0
Hawkins, Lavelle	11	4	7	0	0	0	0	0
Kaesviharn, Kevin	11	7	4	0	0	0	0	0
Keglar, Stanford	10	7	3	0	0	0	0	0
Griffin, Michael	9	7	2	0	0	0	0	0
McRath, Gerald	9	7	2	0	0	0	0	0
Mouton, Ryan	9	8	1	0	2	0	0	0
Allred, Colin	7	5	2	0	0	0	0	0
Bakhtiari, Eric	6	4	2	0	0	0	0	0
Amato, Ken	5	5	0	0	0	0	0	0
Williams, Cary	5	3	2	0	0	0	0	0
Fuller, Vincent	4	3	1	0	0	0	0	0
Hall, Ahmard	4	1	3	0	0	0	0	0
Pearman, Alvin	4	4	0	0	0	0	0	0
Ball, Dave	3	3	0	0	0	0	0	0
Hood, Rod	3	2	1	0	0	0	0	0
Jones, Mark	3	2	1	0	0	0	0	0
Winborn, Jamie	2	2	0	0	0	0	0	0
Bironas, Rob	1	1	0	0	0	0	0	0
Edison, Dominique	1	1	0	0	0	0	0	0
Hayes, William	1	1	0	0	0	0	0	0
Hope, Chris	1	1	0	0	0	0	0	0
Ringer, Javon	1	1	0	0	0	0	0	0
Roos, Michael	1	1	0	0	0	0	0	0
Tulloch, Stephen	1	1	0	0	0	0	0	0
Finnegan, Cortland	0	0	0	0	1	0	0	0
TEAM TOTALS:	156	109	47	0	3	0	0	0

Legend:

Tot	Total Tackles	Int	Interceptions
Solo	Unassisted Tackles	Yds	Interception Return Yards
Asst	Assisted Tackles	TD	Interceptions Return Touchdowns
Sk	Quarterback Sacks	PD	Passes Defensed
Yds	Yards Lost on Sack	FF	Forced Fumble
QBP	Quarterback Pressures	FR	Fumble Recoveries
TFL	Tackles for Loss	Yds	Yards on Fumble Returns

MISCELLANEOUS STATISTICS

PLAYER	TACKLES			FUMBLES	
	Tot	Solo	Asst	FF	FR
Johnson, Chris	4	3	1	0	1
Gage, Justin	3	3	0	0	0
Hall, Ahmard	3	3	0	0	0
Roos, Michael	3	3	0	0	0
Mawae, Kevin	2	2	0	0	0
Stewart, David	2	2	0	0	1
Washington, Nate	2	2	0	0	1
Young, Vince	2	2	0	0	4
Collins, Kerry	1	1	0	0	1
Cook, Jared	1	1	0	0	0
Crumpler, Alge	1	1	0	0	0
Hawkins, Lavelle	1	1	0	0	0
TEAM TOTALS:	25	24	1	0	8

2009 TITANS PRESEASON STATISTICS

Won 3, Lost 2

Date	W-L	Score	OT	Opponent	Attendance
08/09	W	21-18		Buffalo #	22,153*
08/15	W	27-20		TAMPA BAY	69,143*
08/21	L	10-30		at Dallas	75,720*
08/29	L	17-23		at Cleveland	67,400*
09/03	W	27-17		GREEN BAY	69,143*

* Sellout

Hall of Fame Game in Canton, Ohio

Statistic	Tenn.	Opp.
Total First Downs	83	91
Rushing	24	26
Passing	52	56
Penalty	7	9
3rd Down: Made/Att	30/69	27/69
3rd Down Pct.	43.5	39.1
4th Down: Made/Att	6/9	4/6
4th Down Pct.	66.7	66.7
Possession Avg.	28:30	31:30
Total Net Yards	1433	1525
Avg. Per Game	286.6	305.0
Total Plays	300	314
Avg. Per Play	4.8	4.9
Net Yards Rushing	473	467
Avg. Per Game	94.6	93.4
Total Rushes	142	135
Net Yards Passing	960	1058
Avg. Per Game	192.0	211.6
Sacked/Yards Lost	6/24	8/51
Gross Yards	984	1109
Att./Completions	152/92	171/116
Completion Pct.	60.5	67.8
Had Intercepted	6	3
Punts/Average	21/41.2	22/44.4
Net Punting Avg.	21/39.8	22/36.3
Penalties/Yards	37/316	31/330
Fumbles/Ball Lost	10/2	7/4
Touchdowns	12	10
Rushing	4	4
Passing	7	4
Returns	1	2

Score By Periods	Q1	Q2	Q3	Q4	OT	PTS
Team	30	34	28	10	0	102
Opponents	10	28	27	39	0	104

Scoring	TD	Rush	Rec	Ret	K-PAT	FG	S	PTS
Bironas	0	0	0	0	12/12	6/7	0	30
Edison	2	0	2	0			0	12
Gage	2	0	2	0			0	12
Britt	1	0	1	0			0	6
Mouton	1	0	0	1a			0	6
Mulligan	1	0	1	0			0	6
Ringer	1	1	0	0			0	6
Trapasso	1	1	0	0			0	6
White	1	1	0	0			0	6
P. Williams	1	0	1	0			0	6
Young	1	1	0	0			0	6
Team	12	4	7	1	12/12	6/7	0	102
Opponents	10	4	4	2	9/9	9/12	3	104

a - 29-yd interception return vs. TB, 8/15

2-Pt. Conversions: Team 0-0, Opponents 1-1

Sacks: Hayes 1.5, Ball 1, Brown 1, Griffin 1, Haye 1, Marks 1, Vanden Bosch 1, Birdine 0.5, **Team 8, Opponents 6**

FUM/Lost: Collins 2/0, Young 2/1, T. Harris 1/0, L. Harris 1/0, M. Jones 1/1, Mouton 1/0, P. Ramsey 1/0, Stevens 1/0

Opponent Fumble Recoveries: G.McRath 1, D. Thornton 1 **Total: 2**

Rushing	No.	Yds	Avg	Long	TD
Ringer	24	118	4.9	36t	1
Henry	31	106	3.4	16	0
Johnson	25	77	3.1	16	0
Young	12	70	5.8	23	1
White	15	42	2.8	11	1
Ferguson	9	36	4.0	15	0
Ganther	10	18	1.8	4	0
Fuller	1	6	6.0	6	0
Trapasso	2	6	3.0	40t	1
Collins	2	1	0.5	1	0
Hall	1	0	0.0	0	0
P. Ramsey	6	-3	-0.5	2	0
Little	4	-4	-1.0	2	0
Team	142	473	3.3	40t	4
Opponents	135	467	3.5	43t	4

Receiving	No.	Yds	Avg	Long	TD
Cook	17	159	9.4	22	0
Gage	9	103	11.4	19	2
Britt	8	115	14.4	38	1
Edison	8	111	13.9	31t	2
Crumpler	7	53	7.6	15	0
Scaife	6	55	9.2	21	0
Stevens	5	63	12.6	18	0
Hawkins	5	41	8.2	12	0
P. Williams	4	34	8.5	18	1
Ringer	4	16	4.0	13	0
Ganther	3	49	16.3	26	0
Mulligan	3	40	13.3	23	1
Washington	3	31	10.3	15	0
C. Davis	3	21	7.0	9	0
Ferguson	2	33	16.5	23	0
Johnson	2	15	7.5	15	0
Guice	1	28	28.0	28	0
Henry	1	12	12.0	12	0
Morris	1	5	5.0	5	0
Team	92	984	10.7	38	7
Opponents	116	1109	9.6	42	4

Interceptions	No.	Yds	Avg	Long	TD
Mouton	1	29	29.0	29t	1
McCourty	1	3	3.0	3	0
Griffin	1	-2	-2.0	-2	0
Bulluck	0	22	---	22	0
Team	3	52	17.3	29t	1
Opponents	6	63	10.5	26t	2

Punting	No.	Yds	Avg	Net	TB	In	Lg	B
Trapasso	16	648	40.5	39.0	0	4	51	0
Hentrich	5	217	43.4	42.4	0	2	47	0
Team	21	865	41.2	39.8	0	6	51	0
Opponents	22	976	44.4	36.3	3	9	60	0

Punt Returns	Ret	FC	Yds	Avg	Long	TD
T. Harris	5	1	49	9.8	21	0
C. Davis	3	0	17	5.7	7	0
M. Jones	3	1	30	10.0	21	0
Mouton	3	2	21	7.0	11	0
Little	0	1	0	---	---	0
Team	14	5	117	8.4	21	0
Opponents	13	6	29	2.2	12	0

Kickoff Returns	No.	Yds	Avg	Long	TD
M. Jones	8	161	20.1	44	0
McCourty	3	48	16.0	21	0
Mouton	3	58	19.3	24	0
Ringer	2	74	37.0	51	0
Hall	1	0	0.0	0	0
Henry	1	3	3.0	3	0
Little	1	18	18.0	18	0
Team	19	362	19.1	51	0
Opponents	22	509	23.1	42	0

Field Goals	1-19	20-29	30-39	40-49	50+
Bironas	0/0	0/1	3/3	3/3	0/0
Team	0/0	0/1	3/3	3/3	0/0
Opponents	0/0	2/2	4/4	1/2	2/4

Bironas/Team: (0)(36G,40G)(46G)(27B,32G)(49G,31G)

Opponents: (20G,47G,52G)(51G,50N)(49N)(21G, 37G,31G)(32G,54N,33G)

Passing	Att	Cmp	Yds	Cmp%	Yds/Att	TD	TD%	Int	Int%	Long	Sack/Lost	Rating
Young	69	41	462	59.4	6.70	4	5.8	3	4.3	38	3/5	80.7
Collins	47	30	276	63.8	5.87	2	4.3	2	4.3	21	2/14	76.2
P. Ramsey	34	20	236	58.8	6.94	1	2.9	0	0.0	31t	1/5	89.8
Mortensen	2	1	10	50.0	5.00	0	0.0	1	50.0	10	0/0	25.0
Team	152	92	984	60.5	6.47	7	4.6	6	3.9	38	6/24	78.4
Opponents	171	116	1109	67.8	6.49	4	2.3	3	1.8	42	8/51	86.1

2009 TITANS PRESEASON DEFENSIVE STATISTICS

PLAYER	TACKLES			SACKS		TFL	INTERCEPTIONS					FUMBLES		
	Tot	Solo	Asst	Sk	Yds		No	Yds	Lg	TD	PD	FF	FR	Yds
McRath, Gerald	25	22	3	0.0	0	2	0	0	0	0	0	0	0	0
Keglar, Stanford	17	14	3	0.0	0	0	0	0	0	0	0	0	0	0
McCourty, Jason	15	13	2	0.0	0	1	1	3	3	0	2	0	0	0
Nickey, Donnie	15	12	3	0.0	0	1	0	0	0	0	0	0	0	0
Bulluck, Keith	13	11	2	0.0	0	1	0	22	22	0	0	0	0	0
Hayes, William	11	7	4	1.5	5.5	1	0	0	0	0	0	0	0	0
Thornton, David	11	8	3	0.0	0	0	0	0	0	0	0	0	1	20
Ball, Dave	10	7	3	1.0	4	1	0	0	0	0	0	0	0	0
Boiman, Rocky	10	9	1	0.0	0	1	0	0	0	0	1	0	0	0
Finnegan, Cortland	10	10	0	0.0	0	0	0	0	0	0	0	1	0	0
Fowler, Ryan	9	8	1	0.0	0	3	0	0	0	0	0	0	0	0
Ramsey, LaJuan	9	5	4	0.0	0	0	0	0	0	0	0	0	0	0
Allred, Colin	8	7	1	0.0	0	0	0	0	0	0	0	1	0	0
Davis, Tanard	8	8	0	0.0	0	0	0	0	0	0	2	0	1	-2
Faggins, DeMarcus	8	6	2	0.0	0	0	0	0	0	0	1	0	0	0
Griffin, Michael	8	8	0	1.0	8	0	1	-2	-2	0	1	0	0	0
Haye, Jovan	8	7	1	1.0	17	1	0	0	0	0	0	0	0	0
Harris, Tuff	7	6	1	0.0	0	0	0	0	0	0	1	0	0	0
Marks, Sen'Derrick	7	4	3	1.0	6	1	0	0	0	0	0	0	0	0
Schommer, Nick	7	5	2	0.0	0	0	0	0	0	0	0	0	0	0
Fuller, Vincent	6	6	0	0.0	0	0	0	0	0	0	1	0	0	0
Harper, Nick	6	6	0	0.0	0	1	0	0	0	0	1	0	0	0
Hope, Chris	6	6	0	0.0	0	0	0	0	0	0	0	0	0	0
Mouton, Ryan	6	6	0	0.0	0	0	1	29	29	1	2	0	0	0
Vickerson, Kevin	6	6	0	0.0	0	0	0	0	0	0	0	0	0	0
Brown, Tony	5	3	2	1.0	8	0	0	0	0	0	0	0	0	0
Vanden Bosch, Kyle	5	2	3	1.0	0	0	0	0	0	0	0	0	0	0
Williams, Cary	5	5	0	0.0	0	0	0	0	0	0	1	0	0	0
Kearse, Jevon	4	4	0	0.0	0	0	0	0	0	0	0	0	0	0
Birdine, Larry	3	2	1	0.5	2.5	0	0	0	0	0	1	0	0	0
Ford, Jacob	3	2	1	0.0	0	1	0	0	0	0	0	0	0	0
Jones, Jason	3	2	1	0.0	0	1	0	0	0	0	0	0	0	0
King, Mitch	2	2	0	0.0	0	0	0	0	0	0	0	1	0	0
Tulloch, Stephen	2	1	1	0.0	0	0	0	0	0	0	0	0	0	0
Amano, Eugene	1	0	1	0.0	0	0	0	0	0	0	0	0	0	0
Smith, Tyson	1	1	0	0.0	0	0	0	0	0	0	0	0	0	0
Amato, Ken	0	0	0	0.0	0	0	0	0	0	0	0	0	0	0
Haynes, Jeremy	0	0	0	0.0	0	0	0	0	0	0	0	0	0	0
Stamer, Josh	0	0	0	0.0	0	0	0	0	0	0	0	0	0	0
TEAM TOTALS:	280	231	49	8.0	51	16	3	52	0	1	14	3	2	18

SPECIAL TEAMS STATISTICS

PLAYER	TACKLES			FUMBLES		BLOCKS		
	Tot	Solo	Asst	FF	FR	PAT	FG	PUNT
McCourty, Jason	6	4	2	0	0	0	0	0
Hawkins, Lavelle	3	3	0	0	1	0	0	0
McRath, Gerald	3	2	1	0	1	0	0	0
Williams, Cary	3	3	0	0	0	0	0	0
Cramer, Casey	2	2	0	0	0	0	0	0
Henry, Chris	2	1	1	0	0	0	0	0
Keglar, Stanford	2	2	0	0	0	0	0	0
Ringer, Javon	2	1	1	0	0	0	0	0
Allred, Colin	1	1	0	0	0	0	0	0
Amato, Ken	1	1	0	0	1	0	0	0
Faggins, DeMarcus	1	1	0	0	0	0	0	0
Fuller, Vincent	1	1	0	0	0	0	0	0
Guice, Dudley	1	0	1	0	0	0	0	0
Hall, Ahmard	1	0	1	0	1	0	0	0
Morris, Phillip	1	1	0	0	0	0	0	0
Mouton, Ryan	1	1	0	0	1	0	0	0
Nickey, Donnie	1	1	0	0	0	0	0	0
Stevens, Craig	1	2	0	0	0	0	0	0
Trapasso, A.J.	1	1	0	0	0	0	0	0
Harris, Tuff	0	0	0	0	1	0	0	0
TEAM TOTALS:	34	28	7	0	6	0	0	0

MISCELLANEOUS STATISTICS

PLAYER	TACKLES			FUMBLES	
	Tot	Solo	Asst	FF	FR
Henry, Chris	1	1	0	0	0
Roos, Michael	1	1	0	0	0
Young, Vince	1	1	0	0	1
Collins, Kerry	0	0	0	0	1
Ramsey, Patrick	0	0	0	0	1
Ringer, Javon	0	1	0	0	0
White, LenDale	0	0	0	0	1
TEAM TOTALS:	3	4	0	0	4

Legend:

Tot	Total Tackles	Int	Interceptions
Solo	Unassisted Tackles	Yds	Interception Return Yards
Asst	Assisted Tackles	TD	Interceptions Return Touchdowns
Sk	Quarterback Sacks	PD	Passes Defensed
Yds	Yards Lost on Sack	FF	Forced Fumble
QBP	Quarterback Pressures	FR	Fumble Recoveries
TFL	Tackles for Loss	Yds	Yards on Fumble Returns

2009 TENNESSEE TITANS GAME-BY-GAME OFFENSE

	9/10 at Pit	9/20 Hou	9/27 at NYJ	10/4 at Jax	10/11 Ind	10/18 at NE	11/1 Jax	11/8 at SF	11/15 Buf	11/23 at Hou	11/29 Ari	12/6 at Ind	12/13 StL	12/20 Mia	12/25 SD	1/3 at Sea	2009 Totals
Points	10	31	17	17	9	0	30	34	41	20	20	17	47	27	17	17	354
1st Qtr	0	14	0	0	6	0	3	3	14	0	3	3	14	7	3	7	77
2nd Qtr	7	10	10	3	3	0	10	7	3	14	3	7	9	10	7	0	103
3rd Qtr	0	7	7	6	0	0	10	7	0	3	7	0	10	7	0	3	67
4th Qtr	3	0	0	8	0	0	7	17	24	3	7	7	14	0	7	7	104
Overtime	0	0	0	0	0	0	0	0	0	0	0	0	0	3	0	0	3
TDs (Ru-P-Ret)	0-1-0	2-2-0	1-1-0	1-1-0	0-0-0	0-0-0	2-1-0	3-0-1	2-1-2	1-1-0	1-1-0	0-2-0	2-2-1	0-3-0	2-0-0	2-0-0	19-16-4
PATs (M/A)	1-1	4-4	2-2	0-0	0-0	0-0	3-3	4-4	5-5	2-2	2-2	2-2	5-5	3-3	2-2	2-2	37-37
2PT Convs (M/A)	0-0	0-0	0-0	1-2	0-0	0-0	0-0	0-0	0-0	0-0	0-0	0-0	0-0	0-0	0-0	0-0	1-2
FGs (M/A)	1-3	1-1	1-1	1-1	3-3	0-0	3-3	2-2	2-3	2-3	2-2	1-1	4-4	2-2	1-1	1-2	27-32
Safeties	0	0	0	0	0	0	0	0	0	0	0	0	0	0	0	0	0
First Downs	18	19	17	19	12	9	20	14	20	22	20	24	19	19	17	19	288
Rushing	2	7	8	5	2	6	12	7	8	12	4	8	8	7	10	9	115
Passing	14	10	9	13	9	1	8	7	10	6	16	15	11	9	6	10	154
Penalty	2	2	0	1	1	2	0	0	2	4	0	1	0	3	1	0	19
3rd Down Conv (M/A)	4-13	5-11	4-14	8-16	5-14	2-10	8-15	4-12	11-17	6-13	6-16	8-15	4-13	6-13	2-8	6-14	89-214
3rd Down Conv Pct	30.77%	45.45%	28.57%	50.00%	35.71%	20.00%	53.33%	33.33%	64.71%	46.15%	37.50%	53.33%	30.77%	46.15%	25.00%	42.86%	41.59%
4th Down Conv (M/A)	0-0	0-1	0-2	1-2	0-1	0-2	0-0	1-1	0-0	0-0	4-4	0-3	3-3	0-0	1-1	2-2	12-22
4th Down Conv Pct	0.00%	0.00%	0.00%	50.00%	0.00%	0.00%	0.00%	100.00%	0.00%	0.00%	100.00%	0.00%	100.00%	0.00%	100.00%	100.00%	54.55%
Red Zone Conv (M/A)	1-3	1-1	2-2	2-3	0-0	0-1	1-2	3-5	2-2	2-2	1-3	2-5	2-5	0-1	1-1	2-3	22-39
Red Zone Conv Pct	33.33%	100.00%	100.00%	66.67%	0.00%	0.00%	50.00%	60.00%	100.00%	100.00%	33.33%	40.00%	40.00%	0.00%	100.00%	66.67%	56.41%
Goal to Go Conv (M/A)	0-0	0-0	2-2	0-0	0-0	0-0	1-1	1-2	1-1	1-1	1-1	0-2	2-4	0-1	1-1	1-1	11-17
Goal to Go Conv Pct	0.00%	0.00%	100.00%	0.00%	0.00%	0.00%	100.00%	50.00%	100.00%	100.00%	100.00%	0.00%	50.00%	0.00%	100.00%	100.00%	64.71%
Total Net Yards	320	449	286	379	245	186	430	315	378	344	532	375	446	364	270	304	5623
Total Off. Plays	61	60	69	67	57	50	67	55	60	64	70	77	57	60	49	67	990
Avg. Gain Per Play	5.2	7.5	4.1	5.7	4.3	3.7	6.4	5.7	6.3	5.4	7.6	4.9	7.8	6.1	5.5	4.5	5.7
Net Yards Rushing	86	240	127	95	90	193	305	152	168	228	163	142	160	128	182	133	2592
Total Rushing Plays	25	26	30	19	21	36	49	34	35	42	23	33	30	31	27	39	499
Avg. Gain Per Rush	3.4	9.2	4.2	5.0	4.3	5.4	6.2	4.5	4.8	5.4	7.1	4.3	5.3	4.1	6.7	3.4	5.2
Net Yards Passing	234	209	159	284	155	-7	125	163	210	116	369	233	286	236	88	171	3031
Times Sacked	1	2	2	0	1	0	0	1	0	0	4	1	0	2	1	0	15
Yards Lost on Sacks	10	7	11	0	9	0	0	9	0	0	18	8	0	0	1	0	73
Gross Yards Passing	244	216	170	284	164	7	125	172	210	116	387	241	286	236	89	171	3118
Pass Attempts	35	33	37	48	35	14	18	20	25	22	43	43	27	27	21	28	476
Pass Completions	22	21	15	29	19	2	15	12	17	12	27	24	17	14	8	17	271
Completion Pct	62.86%	63.64%	40.54%	60.42%	54.29%	14.29%	83.33%	60.00%	68.00%	54.55%	62.79%	55.81%	62.96%	51.85%	38.10%	60.71%	56.93%
Avg. Gain Per Pass	6.5	6.1	4.1	5.9	4.3	-0.5	6.9	7.8	8.4	5.3	7.9	5.3	10.6	8.1	4.0	6.1	6.2
Interceptions	1	1	2	2	1	2	0	0	1	0	0	1	0	1	2	1	15
Fumbles / Fum. Lost	2-1	3-1	2-2	1-1	1-1	6-3	0-0	0-0	2-0	1-1	1-1	3-1	1-1	2-1	1-1	1-1	27-16
Penalties	5	8	3	6	9	6	4	8	8	5	6	4	4	4	9	9	98
Penalty Yards	28	64	15	68	89	55	20	58	75	25	38	50	40	46	74	76	821
Punts	5	5	7	5	4	6	4	5	3	4	4	2	3	5	3	4	69
Gross Punting Average	44.6	47.8	43.3	42.2	36.5	34.7	48.3	43.4	39.7	44.0	46.0	39.0	38.3	48.8	41.7	53.5	43.4
Touchbacks	0	0	2	0	0	0	1	0	0	0	1	0	0	1	0	1	6
Inside20	2	1	0	0	1	0	3	2	2	2	2	1	1	2	2	1	22
Punts Blocked	0	0	0	0	0	0	0	0	0	0	0	0	0	0	0	0	0
Net Punting Average	42.4	45.0	30.3	34.6	36.5	28.2	43.3	44.0	31.3	41.5	41.3	39.0	36.3	44.0	39.7	46.5	38.7
Punt Returns	4	4	2	1	2	0	5	1	2	0	2	2	4	2	0	2	33
Punt Return Yards	14	25	12	8	15	0	15	10	30	0	10	9	25	23	0	24	220
Punt Return Avg.	3.5	6.3	6.0	8.0	7.5	0.0	3.0	10.0	15.0	0.0	5.0	4.5	6.3	11.5	0.0	12.0	6.7
Fair Catches	1	0	3	1	1	0	2	1	3	4	0	1	2	0	1	2	22
Kickoff Returns	3	7	4	3	4	8	2	4	4	4	3	5	2	5	7	4	69
Kickoff Return Yards	59	136	86	63	73	155	30	93	81	98	78	175	49	72	96	73	1417
Kickoff Return Avg.	19.7	19.4	21.5	21.0	18.3	19.4	15.0	23.3	20.3	24.5	26.0	35.0	24.5	14.4	13.7	18.3	20.5
Time of Possession	28:21	25:57	27:22	25:53	26:22	21:00	39:43	26:10	31:20	32:19	31:07	32:59	28:03	29:19	20:53	32:22	28:27
Turnover Ratio	+1	-2	-2	-2	0	-5	+2	+4	+1	-1	-1	-2	+4	+2	-2	-1	-4

2009 TENNESSEE TITANS GAME-BY-GAME DEFENSE

	9/10 at Pit	9/20 Hou	9/27 at NYJ	10/4 at Jax	10/11 Ind	10/18 at NE	11/1 Jax	11/8 at SF	11/15 Buf	11/23 at Hou	11/29 Ari	12/6 at Ind	12/13 StL	12/20 Mia	12/25 SD	1/3 at Sea	2009 Totals
Points	13	34	24	37	31	59	13	27	17	17	17	27	7	24	42	13	402
1st Qtr	0	7	14	10	7	10	0	3	7	7	0	7	0	3	7	0	82
2nd Qtr	7	17	0	17	14	35	7	14	7	7	3	17	0	3	14	7	169
3rd Qtr	0	7	7	3	7	14	6	0	3	3	7	0	0	3	14	3	77
4th Qtr	3	3	3	7	3	0	0	10	0	0	7	3	7	15	7	3	71
Overtime	3	0	0	0	0	0	0	0	0	0	0	0	0	0	0	0	3
TDs (Ru-P-Ret)	0-1-0	0-4-0	1-2-0	1-3-0	1-3-0	2-6-0	2-0-0	1-2-0	0-2-0	0-2-0	1-0-1	2-1-0	0-1-0	1-1-0	4-2-0	0-1-0	16-31-1
PATs (M/A)	1-1	4-4	3-3	4-4	4-4	8-8	1-2	3-3	2-2	2-2	2-2	3-3	1-1	1-1	6-6	1-1	46-47
2PT Convs (M/A)	0-0	0-0	0-0	0-0	0-0	0-0	0-0	0-0	0-0	0-0	0-0	0-0	0-0	1-1	0-0	0-0	1-1
FGs (M/A)	2-2	2-2	1-1	3-4	1-1	1-2	0-0	2-2	1-1	1-3	1-1	2-3	0-0	3-3	0-0	2-2	22-27
Safeties	0	0	0	0	0	0	0	0	0	0	0	0	0	0	0	0	0
First Downs	19	19	13	27	23	32	12	25	14	17	15	23	15	23	30	16	323
Rushing	1	3	3	10	5	9	4	9	1	1	5	5	5	8	13	7	89
Passing	18	15	10	15	14	21	8	12	12	16	10	16	9	14	12	8	210
Penalty	0	1	0	2	4	2	0	4	1	0	0	2	1	1	5	1	24
3rd Down Conv (M/A)	4-14	5-16	4-16	6-13	8-14	5-11	4-12	4-13	5-14	7-15	5-12	9-14	5-15	6-15	8-11	4-13	89-218
3rd Down Conv Pct	28.57%	31.25%	25.00%	46.15%	57.14%	45.45%	33.33%	30.77%	35.71%	46.67%	41.67%	64.29%	33.33%	40.00%	72.73%	30.77%	40.83%
4th Down Conv (M/A)	0-0	2-2	0-0	0-0	1-1	1-3	0-0	3-3	0-1	0-0	0-0	0-0	2-3	2-2	1-1	0-1	12-17
4th Down Conv Pct	0.00%	100.00%	0.00%	0.00%	100.00%	33.33%	0.00%	100.00%	0.00%	0.00%	0.00%	0.00%	66.67%	100.00%	100.00%	0.00%	70.59%
Red Zone Conv (M/A)	0-2	2-3	3-4	3-6	3-4	3-6	0-0	3-5	1-2	2-3	1-1	3-4	1-2	2-5	5-6	1-3	33-56
Red Zone Conv Pct	0.00%	66.67%	75.00%	50.00%	75.00%	50.00%	0.00%	60.00%	50.00%	66.67%	100.00%	75.00%	50.00%	40.00%	83.33%	33.33%	58.93%
Goal to Go Conv (M/A)	0-0	1-1	2-2	3-4	2-3	2-2	0-0	2-3	1-1	1-2	0-0	3-3	0-0	1-2	4-4	1-2	23-29
Goal to Go Conv Pct	0.00%	100.00%	100.00%	75.00%	66.67%	100.00%	0.00%	66.67%	100.00%	50.00%	0.00%	100.00%	0.00%	50.00%	100.00%	50.00%	79.31%
Total Net Yards	357	420	229	442	367	619	330	358	296	340	292	358	240	468	425	309	5850
Total Off. Plays	70	68	64	69	67	77	49	69	58	60	52	64	65	77	69	60	1038
Avg. Gain Per Play	5.1	6.2	3.6	6.4	5.5	8.0	6.7	5.2	5.1	5.7	5.6	5.6	3.7	6.1	6.2	5.2	5.6
Net Yards Rushing	36	63	83	137	58	193	217	108	89	57	75	88	88	121	166	140	1711
Total Rushing Plays	23	29	31	30	23	30	16	20	20	17	20	27	21	30	40	26	402
Avg. Gain Per Rush	1.6	2.2	2.7	4.6	2.5	6.4	13.6	5.4	4.5	3.4	3.8	3.3	4.2	4.0	4.2	5.4	4.3
Net Yards Passing	321	357	146	305	309	426	113	250	207	283	217	270	152	347	259	169	4139
Times Sacked	4	0	3	2	0	2	4	4	2	4	1	0	1	1	1	3	32
Yards Lost on Sacks	42	0	25	18	0	6	26	36	11	22	3	0	5	2	5	23	224
Gross Yards Passing	363	357	171	323	309	432	139	286	218	305	220	270	157	349	264	192	4363
Pass Attempts	43	39	30	37	44	45	29	45	36	39	31	37	43	46	28	31	604
Pass Completions	33	25	17	27	36	38	14	29	21	25	21	24	27	29	21	16	404
Completion Pct	76.74%	64.10%	56.67%	72.97%	81.82%	84.44%	48.28%	64.44%	58.33%	64.10%	67.74%	64.86%	62.79%	63.04%	75.00%	51.61%	66.89%
Avg. Gain Per Pass	6.8	9.2	4.4	7.8	7.0	9.1	3.4	5.1	5.4	6.6	6.8	7.3	3.5	7.4	8.9	5.0	6.5
Interceptions	2	0	1	0	1	0	2	3	2	0	0	0	5	3	0	1	20
Fumbles / Fum. Lost	1-1	3-0	2-1	1-1	1-1	1-0	2-0	2-1	1-0	0-0	1-0	0-0	2-0	2-1	1-1	1-0	20-7
Penalties	6	6	3	4	7	6	2	5	10	7	4	5	10	8	6	5	94
Penalty Yards	60	40	25	30	48	40	27	25	65	72	25	40	82	60	45	40	724
Punts	7	6	9	3	4	1	7	3	5	5	6	3	7	3	1	6	76
Gross Punting Average	42.7	51.8	40.0	37.0	49.3	36.0	44.1	56.7	42.0	47.2	49.7	39.0	45.0	53.0	29.0	34.5	44.3
Touchbacks	0	1	1	1	1	0	0	0	0	1	0	0	1	1	0	0	7
Inside20	4	1	1	1	2	1	2	3	1	4	5	2	2	0	0	3	32
Punts Blocked	0	0	0	0	0	0	0	0	0	0	0	0	0	0	0	0	0
Net Punting Average	40.7	44.3	36.4	27.7	40.5	36.0	42.0	53.3	36.0	43.2	48.0	36.0	38.6	38.7	29.0	30.5	39.5
Punt Returns	1	3	3	3	2	4	0	3	2	3	1	0	1	2	1	1	29
Punt Return Yards	11	14	51	38	0	39	0	-3	25	10	-1	0	6	4	6	8	208
Punt Return Avg.	11.0	4.7	17.0	12.7	0.0	9.8	0.0	-1.0	12.5	3.3	-1.0	0.0	6.0	2.0	6.0	8.0	7.2
Fair Catches	2	1	2	1	2	0	0	0	0	1	1	2	0	1	1	2	17
Kickoff Returns	4	3	4	2	4	1	5	7	8	5	4	3	9	6	4	2	71
Kickoff Return Yards	116	50	80	75	74	25	146	171	185	100	167	68	217	104	85	51	1714
Kickoff Return Avg.	29.0	16.7	20.0	37.5	18.5	25.0	29.2	24.4	23.1	20.0	41.8	22.7	24.1	17.3	21.3	25.5	24.1

2009 TENNESSEE TITANS GAME-BY-GAME STARTERS

BOLD denotes rookie

OFFENSE

Date	Opp	WR	LT	LG	C	RG	RT	TE	WR	TE/FB/WR	QB	RB
09/10/09	@ Pit	Gage	Roos	Amano	Mawae	Scott	Stewart	Scaife	Crumpler (TE)	Hall (FB)	Collins	C. Johnson
09/20/09	Hou	Washington	Roos	Amano	Mawae	Scott	Stewart	Crumpler	Gage	Stevens (TE)	Collins	C. Johnson
09/27/09	@ NYJ	Washington	Roos	Harris	Mawae	Scott	Stewart	Crumpler	Gage	Stevens (TE)	Collins	C. Johnson
10/04/09	@ Jax	Washington	Roos	Amano	Mawae	Scott	Stewart	Crumpler	Gage	Hall (FB)	Collins	C. Johnson
10/11/09	Ind	Washington	Roos	Amano	Mawae	Scott	Stewart	Scaife	Gage	Hall (FB)	Collins	C. Johnson
10/18/09	@ NE	Washington	Roos	Amano	Mawae	Scott	Stewart	Scaife	Gage	Crumpler (TE)	Collins	C. Johnson
11/01/09	Jax	Washington	Roos	Amano	Mawae	Scott	Stewart	Scaife	Gage	Crumpler (TE)	V. Young	C. Johnson
11/08/09	@ SF	Washington	Roos	Amano	Mawae	Scott	Harris	Scaife	Gage	Crumpler (TE)	V. Young	C. Johnson
11/15/09	Buf	Washington	Roos	Amano	Mawae	Scott	Stewart	Scaife	Britt	Crumpler (TE)	V. Young	C. Johnson
11/23/09	@ Hou	Washington	Roos	Amano	Mawae	Scott	Stewart	Crumpler	Britt	Hall (FB)	V. Young	C. Johnson
11/29/09	Ari	Washington	Roos	Amano	Mawae	Scott	Stewart	Crumpler	Britt	Hall (FB)	V. Young	C. Johnson
12/06/09	@ Ind	Washington	Roos	Amano	Mawae	Scott	Stewart	Scaife	Britt	Hall (FB)	V. Young	C. Johnson
12/13/09	StL	Washington	Roos	Amano	Mawae	Scott	Stewart	Scaife	Britt	Crumpler (TE)	V. Young	C. Johnson
12/20/09	Mia	Washington	Roos	Amano	Mawae	Scott	Stewart	Scaife	Britt	Crumpler (TE)	V. Young	C. Johnson
12/25/09	SD	Washington	Roos	Amano	Mawae	Scott	Stewart	Scaife	Gage	Crumpler (TE)	V. Young	C. Johnson
01/03/09	@ Sea	Washington	Roos	Amano	Mawae	Scott	Stewart	Crumpler	Gage	Hall (FB)	V. Young	C. Johnson

BOLD denotes rookie

DEFENSE

Date	Opp	LE	LT	RT	RE	LLB	MLB/DB	RLB	LCB	RCB	SS	FS
09/10/09	@ Pit	Kearse	Haye	Brown	Vanden Bosch	Thornton	Tulloch (MLB)	Bulluck	Harper	Finnegan	Hope	Griffin
09/20/09	Hou	Kearse	Haye	Brown	Vanden Bosch	Thornton	Tulloch (MLB)	Bulluck	Harper	Finnegan	Hope	Griffin
09/27/09	@ NYJ	Kearse	Haye	Brown	Vanden Bosch	Thornton	Tulloch (MLB)	Bulluck	Harper	Finnegan	Hope	Griffin
10/04/09	@ Jax	Kearse	Haye	Brown	Vanden Bosch	Thornton	Mouton (DB)	Bulluck	Harper	McCourty	Hope	Griffin
10/11/09	Ind	Hayes	Haye	Brown	Vanden Bosch	Thornton	Tulloch (MLB)	Bulluck	Harper	McCourty	Hope	Nickey
10/18/09	@ NE	Hayes	Haye	Brown	Vanden Bosch	Thornton	None*	Bulluck	McCourty	Mouton	Hope	Griffin
11/01/09	Jax	Hayes	Vickerson	Brown	Vanden Bosch	Thornton	Tulloch (MLB)	Bulluck	Finnegan	R. Hood	Hope	Griffin
11/08/09	@ SF	Hayes	Haye	Brown	Vanden Bosch	McRath	Tulloch (MLB)	Bulluck	Finnegan	R. Hood	Hope	Griffin
11/15/09	Buf	Hayes	Haye	Brown	Vanden Bosch	Thornton	Tulloch (MLB)	Bulluck	Finnegan	R. Hood	Hope	Griffin
11/23/09	@ Hou	Hayes	Haye	Brown	Vanden Bosch	McRath	Tulloch (MLB)	Bulluck	Harper	Finnegan	Hope	Griffin
11/29/09	Ari	Hayes	Haye	Brown	Vanden Bosch	Thornton	Tulloch (MLB)	Bulluck	Harper	Finnegan	Hope	Griffin
12/06/09	@ Ind	Hayes	Haye	Brown	Vanden Bosch	Thornton	Fuller (DB)	Bulluck	Harper	Finnegan	Hope	Griffin
12/13/09	StL	Hayes	Haye	Brown	Vanden Bosch	Thornton	Tulloch (MLB)	Bulluck	Harper	Finnegan	Hope	Griffin
12/20/09	Mia	Hayes	Haye	Brown	Vanden Bosch	McRath	Tulloch (MLB)	Bulluck	Harper	Finnegan	Hope	Griffin
12/25/09	SD	Hayes	Haye	Brown	Vanden Bosch	McRath	Tulloch (MLB)	Allred	Harper	Finnegan	Hope	Griffin
01/03/09	@ Sea	Ball	Haye	Vickerson	Vanden Bosch	McRath	Tulloch (MLB)	Allred	Hood	Finnegan	Hope	Griffin

* 10 players on the field on first play at New England

2009 TENNESSEE TITANS INDIVIDUAL GAME-BY-GAME PASSING STATISTICS

KERRY COLLINS

Date	Opp	W-L	GP / GS	PASSING												
				Att	Cmp	Pct	Yds	Yd/Att	TD	TD%	Int	Int%	Lg	Sk	Yds	Rat
09/10/09	@ Pit	L	S	35	22	62.9	244	7.0	1	2.9	1	2.9	57	1	10	81.1
09/20/09	Hou	L	S	33	21	63.6	216	6.5	2	6.1	1	3.0	69t	2	7	90.0
09/27/09	@ NYJ	L	S	37	15	40.5	170	4.6	1	2.7	2	5.4	27	2	11	41.5
10/04/09	@ Jax	L	S	48	29	60.4	284	5.9	1	2.1	2	4.2	42	0	0	66.7
10/11/09	Ind	L	S	32	19	59.4	164	5.1	0	0.0	1	3.1	23	1	9	59.9
10/18/09	@ NE	L	S	12	2	16.7	-7	-0.6	0	0.0	1	8.3	15	0	0	4.9
11/01/09	Jax	W	DNP	0	0	-	0	-	0	-	0	-	0	0	0	-
11/08/09	@ SF	W	DNP	0	0	-	0	-	0	-	0	-	0	0	0	-
11/15/09	Buf	W	DNP	0	0	-	0	-	0	-	0	-	0	0	0	-
11/23/09	@ Hou	W	DNP	0	0	-	0	-	0	-	0	-	0	0	0	-
11/29/09	Ari	W	DNP	0	0	-	0	-	0	-	0	-	0	0	0	-
12/06/09	@ Ind	L	DNP	0	0	-	0	-	0	-	0	-	0	0	0	-
12/13/09	StL	W	p	19	11	57.9	154	8.1	1	5.3	0	0.0	44	0	0	101.6
12/20/09	Mia	W	DNP	0	0	-	0	-	0	-	0	-	0	0	0	-
12/25/09	SD	L	DNP	0	0	-	0	-	0	-	0	-	0	0	0	-
01/03/09	@ Sea	W	DNP	0	0	-	0	-	0	-	0	-	0	0	0	-
2009 Totals:	8-8	7 / 6		216	119	55.1	1225	5.7	6	2.8	8	3.7	69t	6	37	65.5

VINCE YOUNG

Date	Opp	W-L	GP / GS	PASSING												
				Att	Cmp	Pct	Yds	Yd/Att	TD	TD%	Int	Int%	Lg	Sk	Yds	Rat
09/10/09	@ Pit	L	DNP	0	0	-	0	-	0	-	0	-	0	0	0	-
09/20/09	Hou	L	DNP	0	0	-	0	-	0	-	0	-	0	0	0	-
09/27/09	@ NYJ	L	IA	0	0	-	0	-	0	-	0	-	0	0	0	-
10/04/09	@ Jax	L	DNP	0	0	-	0	-	0	-	0	-	0	0	0	-
10/11/09	Ind	L	p	3	0	0.0	0	0.0	0	0.0	0	0.0	0	0	0	39.6
10/18/09	@ NE	L	p	2	0	0.0	0	0.0	0	0.0	1	50.0	0	0	0	0.0
11/01/09	Jax	W	S	18	15	83.3	125	6.9	1	5.6	0	0.0	18	0	0	114.1
11/08/09	@ SF	W	S	19	12	63.2	172	9.1	0	0.0	0	0.0	49	1	9	92.4
11/15/09	Buf	W	S	25	17	68.0	210	8.4	1	4.0	1	4.0	38	0	0	90.4
11/23/09	@ Hou	W	S	22	12	54.5	116	5.3	1	4.5	0	0.0	27	0	0	84.7
11/29/09	Ari	W	S	43	27	62.8	387	9.0	1	2.3	0	0.0	51	4	18	99.7
12/06/09	@ Ind	L	S	43	24	55.8	241	5.6	2	4.7	1	2.3	25	1	8	77.8
12/13/09	StL	W	S	8	6	75.0	132	16.5	1	12.5	0	0.0	66t	0	0	156.3
12/20/09	Mia	W	S	27	14	51.9	236	8.7	3	11.1	1	3.7	41	2	0	103.3
12/25/09	SD	L	S	21	8	38.1	89	4.2	0	0.0	2	9.5	15	1	1	11.9
01/03/09	@ Sea	W	S	28	17	60.7	171	6.1	0	0.0	1	3.6	29	0	0	63.2
2009 Totals:	8-8	12 / 10		259	152	58.7	1879	7.3	10	3.9	7	2.7	66t	9	36	82.8

Other passers: C. Johnson (0-1 for 0 yards vs. S.F. on 11/8)

2009 TENNESSEE TITANS INDIVIDUAL GAME-BY-GAME RUSHING STATISTICS

KERRY COLLINS (QB)									AHMARD HALL						
Date	Opp	GP / GS	RUSHING					Date	Opp	GP / GS	RUSHING				
			Att	Yds	Avg	Lg	TD				Att	Yds	Avg	Lg	TD
09/10/09	@ Pit	S	2	1	0.5	1	0	09/10/09	@ Pit	S	0	0	-	0	0
09/20/09	Hou	S	2	4	2.0	3	0	09/20/09	Hou	p	0	0	-	0	0
09/27/09	@ NYJ	S	1	3	3.0	3	0	09/27/09	@ NYJ	p	0	0	-	0	0
10/04/09	@ Jax	S	1	10	10.0	10t	1	10/04/09	@ Jax	S	0	0	-	0	0
10/11/09	Ind	S	1	-1	-1.0	-1	0	10/11/09	Ind	S	0	0	-	0	0
10/18/09	@ NE	S	3	-1	-0.3	0	0	10/18/09	@ NE	p	1	5	5.0	5	0
11/01/09	Jax	DNP	0	0	-	0	0	11/01/09	Jax	p	0	0	-	0	0
11/08/09	@ SF	DNP	0	0	-	0	0	11/08/09	@ SF	p	0	0	-	0	0
11/15/09	Buf	DNP	0	0	-	0	0	11/15/09	Buf	p	0	0	-	0	0
11/23/09	@ Hou	DNP	0	0	-	0	0	11/23/09	@ Hou	S	0	0	-	0	0
11/29/09	Ari	DNP	0	0	-	0	0	11/29/09	Ari	S	0	0	-	0	0
12/06/09	@ Ind	DNP	0	0	-	0	0	12/06/09	@ Ind	S	0	0	-	0	0
12/13/09	StL	p	1	-1	-1.0	-1	0	12/13/09	StL	p	0	0	-	0	0
12/20/09	Mia	DNP	0	0	-	0	0	12/20/09	Mia	p	0	0	-	0	0
12/25/09	SD	DNP	0	0	-	0	0	12/25/09	SD	p	0	0	-	0	0
01/03/09	@ Sea	DNP	0	0	-	0	0	01/03/09	@ Sea	S	0	0	-	0	0
2009 Totals:		7 / 6	11	15	1.4	10t	1	2009 Totals:		16 / 7	1	5	5.0	5	0

AHMARD HALL									CHRIS HENRY						
Date	Opp	GP / GS	RUSHING					Date	Opp	GP / GS	RUSHING				
			Att	Yds	Avg	Lg	TD				Att	Yds	Avg	Lg	TD
09/10/09	@ Pit	S	0	0	-	0	0	09/10/09	@ Pit	IA	0	0	-	0	0
09/20/09	Hou	p	0	0	-	0	0	09/20/09	Hou	p	0	0	-	0	0
09/27/09	@ NYJ	p	0	0	-	0	0	09/27/09	@ NYJ	p	0	0	-	0	0
10/04/09	@ Jax	S	0	0	-	0	0	10/04/09	@ Jax	0	0	0	-	0	0
10/11/09	Ind	S	0	0	-	0	0	10/11/09	Ind	0	0	0	-	0	0
10/18/09	@ NE	p	1	5	5.0	5	0	10/18/09	@ NE	0	0	0	-	0	0
11/01/09	Jax	p	0	0	-	0	0	11/01/09	Jax	0	0	0	-	0	0
11/08/09	@ SF	p	0	0	-	0	0	11/08/09	@ SF	0	0	0	-	0	0
11/15/09	Buf	p	0	0	-	0	0	11/15/09	Buf	0	0	0	-	0	0
11/23/09	@ Hou	S	0	0	-	0	0	11/23/09	@ Hou	0	0	0	-	0	0
11/29/09	Ari	S	0	0	-	0	0	11/29/09	Ari	0	0	0	-	0	0
12/06/09	@ Ind	S	0	0	-	0	0	12/06/09	@ Ind	0	0	0	-	0	0
12/13/09	StL	p	0	0	-	0	0	12/13/09	StL	0	0	0	-	0	0
12/20/09	Mia	p	0	0	-	0	0	12/20/09	Mia	0	0	0	-	0	0
12/25/09	SD	p	0	0	-	0	0	12/25/09	SD	0	0	0	-	0	0
01/03/09	@ Sea	S	0	0	-	0	0	01/03/09	@ Sea	0	0	0	-	0	0
2009 Totals:		16 / 7	1	5	5.0	5	0	2009 Totals:		2 / 0	0	0	-	0	0

CHRIS JOHNSON									JAVON RINGER						
Date	Opp	GP / GS	RUSHING					Date	Opp	GP / GS	RUSHING				
			Att	Yds	Avg	Lg	TD				Att	Yds	Avg	Lg	TD
09/10/09	@ Pit	S	15	57	3.8	32	0	09/10/09	@ Pit	p	0	0	-	0	0
09/20/09	Hou	S	16	197	12.3	91t	2	09/20/09	Hou	p	0	0	-	0	0
09/27/09	@ NYJ	S	22	97	4.4	30	0	09/27/09	@ NYJ	DNP	0	0	-	0	0
10/04/09	@ Jax	S	16	83	5.2	18	0	10/04/09	@ Jax	p	0	0	-	0	0
10/11/09	Ind	S	9	34	3.8	8	0	10/11/09	Ind	p	0	0	-	0	0
10/18/09	@ NE	S	17	128	7.5	48	0	10/18/09	@ NE	p	7	47	6.7	32	0
11/01/09	Jax	S	24	228	9.5	89t	2	11/01/09	Jax	IA	0	0	-	0	0
11/08/09	@ SF	S	25	135	5.4	41	2	11/08/09	@ SF	IA	0	0	-	0	0
11/15/09	Buf	S	26	132	5.1	32	2	11/15/09	Buf	IA	0	0	-	0	0
11/23/09	@ Hou	S	29	151	5.2	36	0	11/23/09	@ Hou	IA	0	0	-	0	0
11/29/09	Ari	S	18	154	8.6	85t	1	11/29/09	Ari	p	1	1	1.0	1	0
12/06/09	@ Ind	S	27	113	4.2	11	0	12/06/09	@ Ind	IA	0	0	-	0	0
12/13/09	StL	S	28	117	4.2	39t	2	12/13/09	StL	IA	0	0	-	0	0
12/20/09	Mia	S	29	104	-	14	0	12/20/09	Mia	IA	0	0	-	0	0
12/25/09	SD	S	21	142	-	30t	1	12/25/09	SD	IA	0	0	-	0	0
01/03/09	@ Sea	S	36	134	-	12	2	01/03/09	@ Sea	IA	0	0	-	0	0
2009 Totals:		16 / 16	358	2006	5.6	91t	14	2009 Totals:		6 / 0	8	48	6.0	32	0

LENDALE WHITE									VINCE YOUNG						
Date	Opp	GP / GS	RUSHING					Date	Opp	GP / GS	RUSHING				
			Att	Yds	Avg	Lg	TD				Att	Yds	Avg	Lg	TD
09/10/09	@ Pit	p	8	28	-	6	0	09/10/09	@ Pit	DNP	0	0	-	0	0
09/20/09	Hou	p	6	25	-	9	0	09/20/09	Hou	DNP	0	0	-	0	0
09/27/09	@ NYJ	p	7	27	-	11	1	09/27/09	@ NYJ	IA	0	0	-	0	0
10/04/09	@ Jax	p	2	2	-	2	0	10/04/09	@ Jax	DNP	0	0	-	0	0
10/11/09	Ind	p	10	51	5.1	11	0	10/11/09	Ind	p	1	6	6.0	6	0
10/18/09	@ NE	p	6	15	2.5	7	0	10/18/09	@ NE	p	2	-1	-0.5	0	0
11/01/09	Jax	p	13	47	3.6	9	0	11/01/09	Jax	S	12	30	2.5	8	0
11/08/09	@ SF	p	4	3	0.8	2	0	11/08/09	@ SF	S	5	14	2.8	7t	1
11/15/09	Buf	p	3	6	2.0	2	0	11/15/09	Buf	S	5	29	5.8	14	0
11/23/09	@ Hou	p	2	4	2.0	3	1	11/23/09	@ Hou	S	11	73	6.6	12	0
11/29/09	Ari	IA	43	27	-	1	2.3256	11/29/09	Ari	S	4	8	2.0	6	0
12/06/09	@ Ind	p	2	13	6.5	7	0	12/06/09	@ Ind	S	4	16	4.0	9	0
12/13/09	StL	DNP	8	6	-	1	12.5	12/13/09	StL	S	1	44	44.0	44	0
12/20/09	Mia	p	0	0	-	0	0	12/20/09	Mia	S	2	24	12.0	17	0
12/25/09	SD	DNP	0	0	-	0	-	12/25/09	SD	S	6	40	6.7	14	1
01/03/09	@ Sea	p	1	1	-	1	0	01/03/09	@ Sea	S	2	-2	-1.0	-1	0
2009 Totals:		13 / 0	64	222	3.5	11	2	2009 Totals:		12 / 10	55	281	5.1	44	2

Other rushers: Nate Washington (1 for 14 yards vs. Hou. on 9/20, 1 for 1 yard vs. Buf. on 11/15)

2009 TENNESSEE TITANS INDIVIDUAL GAME-BY-GAME RECEIVING STATISTICS

KENNY BRITT									JARED COOK (TE)								
Date	Opp	GP / GS	RECEIVING						Date	Opp	GP / GS	RECEIVING					
			No	Yds	Avg	Lg	TD	No				Yds	Avg	Lg	TD		
09/10/09	@ Pit	p	4	85	21.3	57	0	09/10/09	@ Pit	IA	0	0	-	0	0		
09/20/09	Hou	p	2	22	11.0	13	0	09/20/09	Hou	p	0	0	-	0	0		
09/27/09	@ NYJ	p	4	59	14.8	27	0	09/27/09	@ NYJ	p	0	0	-	0	0		
10/04/09	@ Jax	p	7	105	15.0	42	0	10/04/09	@ Jax	p	2	11	5.5	6	0		
10/11/09	Ind	p	2	18	9.0	11	0	10/11/09	Ind	p	3	27	9.0	11	0		
10/18/09	@ NE	p	0	0	-	0	0	10/18/09	@ NE	p	0	0	-	0	0		
11/01/09	Jax	p	1	7	7.0	7	0	11/01/09	Jax	p	1	3	3.0	3	0		
11/08/09	@ SF	p	0	0	-	0	0	11/08/09	@ SF	p	0	0	-	0	0		
11/15/09	Buf	S	2	55	27.5	38	0	11/15/09	Buf	p	1	4	4.0	4	0		
11/23/09	@ Hou	S	4	42	10.5	16	1	11/23/09	@ Hou	p	0	0	-	0	0		
11/29/09	Ari	S	7	128	18.3	51	1	11/29/09	Ari	p	2	29	14.5	17	0		
12/06/09	@ Ind	S	3	46	15.3	25	1	12/06/09	@ Ind	p	0	0	-	0	0		
12/13/09	StL	S	2	75	37.5	44	0	12/13/09	StL	IA	0	0	-	0	0		
12/20/09	Mia	S	2	32	-	19	0	12/20/09	Mia	p	0	0	-	0	0		
12/25/09	SD	p	1	13	-	13	0	12/25/09	SD	p	0	0	-	0	0		
01/03/09	@ Sea	p	1	14	-	14	0	01/03/09	@ Sea	p	0	0	-	0	0		
2009 Totals:		16 / 6	42	701	16.7	57	3	2009 Totals:		14 / 0	9	74	8.2	17	0		

ALGE CRUMPLER (TE)									DOMINIQUE EDISON								
Date	Opp	GP / GS	RECEIVING						Date	Opp	GP / GS	RECEIVING					
			No	Yds	Avg	Lg	TD	No				Yds	Avg	Lg	TD		
09/10/09	@ Pit	S	2	5	2.5	3	0	09/10/09	@ Pit	DNP	0	0	-	0	0		
09/20/09	Hou	S	4	44	11.0	16	0	09/20/09	Hou	p	0	0	-	0	0		
09/27/09	@ NYJ	S	4	41	10.3	27	0	09/27/09	@ NYJ	p	0	0	-	0	0		
10/04/09	@ Jax	S	3	23	7.7	9	0	10/04/09	@ Jax	IA	0	0	-	0	0		
10/11/09	Ind	p	3	14	4.7	5	0	10/11/09	Ind	IA	0	0	-	0	0		
10/18/09	@ NE	S	0	0	-	0	0	10/18/09	@ NE	PS	0	0	-	0	0		
11/01/09	Jax	S	2	14	7.0	7	0	11/01/09	Jax	PS	0	0	-	0	0		
11/08/09	@ SF	S	0	0	-	0	0	11/08/09	@ SF	PS	0	0	-	0	0		
11/15/09	Buf	S	0	0	-	0	0	11/15/09	Buf	p	0	0	-	0	0		
11/23/09	@ Hou	S	2	18	9.0	11	0	11/23/09	@ Hou	p	0	0	-	0	0		
11/29/09	Ari	S	1	8	8.0	8	0	11/29/09	Ari	DNP	0	0	-	0	0		
12/06/09	@ Ind	p	2	14	7.0	9	0	12/06/09	@ Ind	p	0	0	-	0	0		
12/13/09	StL	S	4	41	10.3	20	1	12/13/09	StL	IA	0	0	-	0	0		
12/20/09	Mia	S	0	0	-	0	0	12/20/09	Mia	IA	0	0	-	0	0		
12/25/09	SD	S	0	0	-	0	0	12/25/09	SD	IA	0	0	-	0	0		
01/03/09	@ Sea	S	0	0	-	0	0	01/03/09	@ Sea	IA	0	0	-	0	0		
2009 Totals:		16 / 14	27	222	8.2	27	1	2009 Totals:		5 / 0	0	0	-	0	0		

JUSTIN GAGE									AHMARD HALL (FB)								
Date	Opp	GP / GS	RECEIVING						Date	Opp	GP / GS	RECEIVING					
			No	Yds	Avg	Lg	TD	No				Yds	Avg	Lg	TD		
09/10/09	@ Pit	S	7	78	11.1	16	1	09/10/09	@ Pit	S	1	4	4.0	4	0		
09/20/09	Hou	S	2	27	13.5	15	0	09/20/09	Hou	p	0	0	-	0	0		
09/27/09	@ NYJ	S	4	37	9.3	20	0	09/27/09	@ NYJ	p	0	0	-	0	0		
10/04/09	@ Jax	S	1	15	15.0	15	0	10/04/09	@ Jax	S	1	12	12.0	12	0		
10/11/09	Ind	S	1	7	7.0	7	0	10/11/09	Ind	S	1	7	7.0	7	0		
10/18/09	@ NE	S	0	0	-	0	0	10/18/09	@ NE	p	1	15	15.0	15	0		
11/01/09	Jax	S	3	41	13.7	15	0	11/01/09	Jax	p	0	0	-	0	0		
11/08/09	@ SF	S	4	97	24.3	49	0	11/08/09	@ SF	p	0	0	-	0	0		
11/15/09	Buf	IA	0	0	-	0	0	11/15/09	Buf	p	1	2	2.0	2	0		
11/23/09	@ Hou	IA	0	0	-	0	0	11/23/09	@ Hou	S	1	4	4.0	4	0		
11/29/09	Ari	IA	0	0	-	0	0	11/29/09	Ari	S	2	10	5.0	6	0		
12/06/09	@ Ind	IA	0	0	-	0	0	12/06/09	@ Ind	S	2	19	9.5	15	0		
12/13/09	StL	p	0	0	-	0	0	12/13/09	StL	p	1	4	4.0	4	0		
12/20/09	Mia	p	2	43	-	22t	2	12/20/09	Mia	p	0	0	-	0	0		
12/25/09	SD	S	0	0	-	0	0	12/25/09	SD	p	0	0	-	0	0		
01/03/09	@ Sea	S	4	38	-	13	0	01/03/09	@ Sea	S	1	2	-	2	0		
2009 Totals:		12 / 10	28	383	13.7	49	3	2009 Totals:		16 / 7	12	79	6.6	15	0		

LAVELLE HAWKINS									CHRIS HENRY (RB)								
Date	Opp	GP / GS	RECEIVING						Date	Opp	GP / GS	RECEIVING					
			No	Yds	Avg	Lg	TD	No				Yds	Avg	Lg	TD		
09/10/09	@ Pit	IA	0	0	-	0	0	09/10/09	@ Pit	IA	0	0	-	0	0		
09/20/09	Hou	IA	0	0	-	0	0	09/20/09	Hou	p	0	0	-	0	0		
09/27/09	@ NYJ	IA	0	0	-	0	0	09/27/09	@ NYJ	p	0	0	-	0	0		
10/04/09	@ Jax	IA	0	0	-	0	0	10/04/09	@ Jax	0	0	0	-	0	0		
10/11/09	Ind	IA	0	0	-	0	0	10/11/09	Ind	0	0	0	-	0	0		
10/18/09	@ NE	IA	0	0	-	0	0	10/18/09	@ NE	0	0	0	-	0	0		
11/01/09	Jax	p	0	0	-	0	0	11/01/09	Jax	0	0	0	-	0	0		
11/08/09	@ SF	p	0	0	-	0	0	11/08/09	@ SF	0	0	0	-	0	0		
11/15/09	Buf	p	0	0	-	0	0	11/15/09	Buf	0	0	0	-	0	0		
11/23/09	@ Hou	p	0	0	-	0	0	11/23/09	@ Hou	0	0	0	-	0	0		
11/29/09	Ari	p	4	44	11.0	22	0	11/29/09	Ari	0	0	0	-	0	0		
12/06/09	@ Ind	p	2	34	17.0	24	0	12/06/09	@ Ind	0	0	0	-	0	0		
12/13/09	StL	p	0	0	-	0	0	12/13/09	StL	0	0	0	-	0	0		
12/20/09	Mia	p	1	32	-	32	0	12/20/09	Mia	0	0	0	-	0	0		
12/25/09	SD	p	0	0	-	0	0	12/25/09	SD	0	0	0	-	0	0		
01/03/09	@ Sea	p	0	0	-	0	0	01/03/09	@ Sea	0	0	0	-	0	0		
2009 Totals:		10 / 0	7	110	15.7	32	0	2009 Totals:		2 / 0	0	0	-	0	0		

2009 TENNESSEE TITANS INDIVIDUAL GAME-BY-GAME RECEIVING STATISTICS

CHRIS JOHNSON (RB)									JAVON RINGER (RB)								
Date	Opp	GP / GS	RECEIVING					Date	Opp	GP / GS	RECEIVING						
			No	Yds	Avg	Lg	TD				No	Yds	Avg	Lg	TD		
09/10/09	@ Pit	S	1	11	11.0	11	0	09/10/09	@ Pit	p	0	0	-	0	0		
09/20/09	Hou	S	9	87	9.7	69t	1	09/20/09	Hou	p	0	0	-	0	0		
09/27/09	@ NYJ	S	1	8	8.0	8	0	09/27/09	@ NYJ	DNP	0	0	-	0	0		
10/04/09	@ Jax	S	3	11	3.7	9	0	10/04/09	@ Jax	p	0	0	-	0	0		
10/11/09	Ind	S	2	9	4.5	5	0	10/11/09	Ind	p	0	0	-	0	0		
10/18/09	@ NE	S	0	0	-	0	0	10/18/09	@ NE	p	0	0	-	0	0		
11/01/09	Jax	S	2	11	5.5	9	0	11/01/09	Jax	IA	0	0	-	0	0		
11/08/09	@ SF	S	3	25	8.3	16	0	11/08/09	@ SF	IA	0	0	-	0	0		
11/15/09	Buf	S	9	100	11.1	17	0	11/15/09	Buf	IA	0	0	-	0	0		
11/23/09	@ Hou	S	0	0	-	0	0	11/23/09	@ Hou	IA	0	0	-	0	0		
11/29/09	Ari	S	3	32	10.7	14	0	11/29/09	Ari	p	0	0	-	0	0		
12/06/09	@ Ind	S	6	28	4.7	11	0	12/06/09	@ Ind	IA	0	0	-	0	0		
12/13/09	StL	S	3	69	23.0	66t	1	12/13/09	StL	IA	0	0	-	0	0		
12/20/09	Mia	S	2	55	-	41	0	12/20/09	Mia	IA	0	0	-	0	0		
12/25/09	SD	S	3	37	-	15	0	12/25/09	SD	IA	0	0	-	0	0		
01/03/09	@ Sea	S	3	20	-	10	0	01/03/09	@ Sea	IA	0	0	-	0	0		
2009 Totals:		16 / 16	50	503	10.1	69t	2	2009 Totals:		6 / 0	0	0	-	0	0		

BO SCAIFE (TE)									CRAIG STEVENS (TE)								
Date	Opp	GP / GS	RECEIVING					Date	Opp	GP / GS	RECEIVING						
			No	Yds	Avg	Lg	TD				No	Yds	Avg	Lg	TD		
09/10/09	@ Pit	S	5	48	9.6	20	0	09/10/09	@ Pit	p	0	0	-	0	0		
09/20/09	Hou	IA	0	0	-	0	0	09/20/09	Hou	S	0	0	-	0	0		
09/27/09	@ NYJ	IA	0	0	-	0	0	09/27/09	@ NYJ	S	0	0	-	0	0		
10/04/09	@ Jax	p	3	25	8.3	12	0	10/04/09	@ Jax	p	0	0	-	0	0		
10/11/09	Ind	S	4	45	11.3	18	0	10/11/09	Ind	p	0	0	-	0	0		
10/18/09	@ NE	S	0	0	-	0	0	10/18/09	@ NE	IA	0	0	-	0	0		
11/01/09	Jax	S	4	27	6.8	18	0	11/01/09	Jax	IA	0	0	-	0	0		
11/08/09	@ SF	S	2	20	10.0	15	0	11/08/09	@ SF	p	0	0	-	0	0		
11/15/09	Buf	S	2	16	8.0	10	0	11/15/09	Buf	p	0	0	-	0	0		
11/23/09	@ Hou	p	4	38	9.5	27	0	11/23/09	@ Hou	p	0	0	-	0	0		
11/29/09	Ari	p	5	68	13.6	22	0	11/29/09	Ari	p	0	0	-	0	0		
12/06/09	@ Ind	S	5	56	11.2	17t	1	12/06/09	@ Ind	p	0	0	-	0	0		
12/13/09	StL	S	4	43	10.8	16	0	12/13/09	StL	p	0	0	-	0	0		
12/20/09	Mia	S	5	40	8.0	13	0	12/20/09	Mia	IA	0	0	-	0	0		
12/25/09	SD	S	0	0	-	0	0	12/25/09	SD	IA	0	0	-	0	0		
01/03/09	@ Sea	p	2	14	7.0	7	0	01/03/09	@ Sea	p	0	0	-	0	0		
2009 Totals:		14 / 10	45	440	9.8	27	1	2009 Totals:		12 / 2	0	0	-	0	0		

NATE WASHINGTON									LENDALE WHITE (RB)								
Date	Opp	GP / GS	RECEIVING					Date	Opp	GP / GS	RECEIVING						
			No	Yds	Avg	Lg	TD				No	Yds	Avg	Lg	TD		
09/10/09	@ Pit	p	1	8	8.0	8	0	09/10/09	@ Pit	p	1	5	5.0	5	0		
09/20/09	Hou	S	4	36	9.0	12	1	09/20/09	Hou	p	0	0	-	0	0		
09/27/09	@ NYJ	S	2	25	12.5	16	1	09/27/09	@ NYJ	p	0	0	-	0	0		
10/04/09	@ Jax	S	7	66	9.4	15	1	10/04/09	@ Jax	p	1	7	7.0	7	0		
10/11/09	Ind	S	3	37	12.3	23	0	10/11/09	Ind	p	0	0	-	0	0		
10/18/09	@ NE	S	1	-22	-22.0	-22	0	10/18/09	@ NE	p	0	0	-	0	0		
11/01/09	Jax	S	2	22	11.0	16	1	11/01/09	Jax	p	0	0	-	0	0		
11/08/09	@ SF	S	3	30	10.0	18	0	11/08/09	@ SF	p	0	0	-	0	0		
11/15/09	Buf	S	2	33	16.5	19	1	11/15/09	Buf	p	0	0	-	0	0		
11/23/09	@ Hou	S	1	14	14.0	14	0	11/23/09	@ Hou	p	0	0	-	0	0		
11/29/09	Ari	S	3	68	22.7	35	0	11/29/09	Ari	IA	0	0	-	4	18		
12/06/09	@ Ind	S	4	44	11.0	17	0	12/06/09	@ Ind	p	0	0	-	0	0		
12/13/09	StL	S	3	54	18.0	32	0	12/13/09	StL	DNP	0	0	-	0	0		
12/20/09	Mia	S	1	32	32.0	32t	1	12/20/09	Mia	p	1	2	2.0	2	0		
12/25/09	SD	S	4	39	9.8	12	0	12/25/09	SD	DNP	0	-	-	0	0		
01/03/09	@ Sea	S	6	83	13.8	29	0	01/03/09	@ Sea	p	0	0	-	0	0		
2009 Totals:		16 / 15	47	569	12.1	35	6	2009 Totals:		13 / 0	3	14	4.7	7	0		

Other receivers: (none)

2009 TENNESSEE TITANS INDIVIDUAL GAME-BY-GAME PUNTING STATISTICS

CRAIG HENTRICH

Date	Opp	GP / GS	PUNTING										
			No.	Yds	Avg	Ret	Yds	R Avg	TB	In	Lg	Blk	Net
09/10/09	@ Pit	p	5	223	44.6	1	11	11.0	0	2	56	0	42.4
09/20/09	Hou	p	4	199	49.8	3	14	4.7	0	1	60	0	46.3
09/27/09	@ NYJ	IA	0	0	-	0	0	-	0	0	0	0	-
10/04/09	@ Jax	IR	0	0	-	0	0	-	0	0	0	0	-
2009 Totals:		2 / 0	9	422	46.9	4	25	6.3	0	3	60	0	44.1

REGGIE HODGES

Date	Opp	GP / GS	PUNTING										
			No.	Yds	Avg	Ret	Yds	R Avg	TB	In	Lg	Blk	Net
09/27/09	@ NYJ	p	7	303	43.3	3	51	17.0	2	0	50	0	30.3
10/04/09	@ Jax	p	5	211	42.2	3	38	12.7	0	0	49	0	34.6
10/11/09	Ind	p	4	146	36.5	2	0	0.0	0	1	38	0	36.5
10/18/09	@ NE	p	6	208	34.7	4	39	9.8	0	0	41	0	28.2
2009 Totals:		4 / 0	22	868	39.5	12	128	10.7	2	1	50	0	31.8

BRETT KERN

Date	Opp	GP / GS	PUNTING										
			No.	Yds	Avg	Ret	Yds	R Avg	TB	In	Lg	Blk	Net
11/01/09	Jax	p	4	193	48.3	0	0	-	1	3	55	0	43.3
11/08/09	@ SF	p	5	217	43.4	3	-3	-1.0	0	2	57	0	44.0
11/15/09	Buf	p	3	119	39.7	2	25	12.5	0	2	58	0	31.3
11/23/09	@ Hou	p	4	176	44.0	3	10	3.3	0	2	51	0	41.5
11/29/09	Ari	p	4	184	46.0	1	-1	-1.0	1	2	56	0	41.3
12/06/09	@ Ind	p	2	78	39.0	0	0	-	0	1	46	0	39.0
12/13/09	StL	p	3	115	38.3	1	6	6.0	0	1	54	0	36.3
12/20/09	Mia	p	5	244	-	2	4	-	1	2	59	0	-
12/25/09	SD	p	3	125	-	1	6	-	0	2	46	0	-
01/03/09	@ Sea	p	4	214	-	1	8	-	1	1	67	0	-
2009 Totals:		10 / 0	37	1,665	45.0	14	55	3.9	4	18	67	0	41.4

Other punters: Rob Bironas (1 for 40 yards vs. Hou. on 9/20)

2009 INDIVIDUAL GAME-BY-GAME PUNT AND KICKOFF RETURN STATISTICS

KENNY BRITT

Date	Opp	GP / GS	PUNT RETURNS						KICKOFF RETURNS				
			No	FC	Yds	Avg	Lg	TD	No	Yds	Avg	Lg	TD
09/10/09	@ Pit	P	0	0	0	0.0	0	0	0	0	0.0	0	0
09/20/09	Hou	P	0	0	0	0.0	0	0	0	0	0.0	0	0
09/27/09	@ NYJ	P	0	0	0	0.0	0	0	0	0	0.0	0	0
10/04/09	@ Jax	P	0	0	0	0.0	0	0	0	0	0.0	0	0
10/11/09	Ind	P	0	0	0	0.0	0	0	0	0	0.0	0	0
10/18/09	@ NE	P	0	0	0	0.0	0	0	0	0	0.0	0	0
11/01/09	Jax	P	0	0	0	0.0	0	0	0	0	0.0	0	0
11/08/09	@ SF	P	0	0	0	0.0	0	0	0	0	0.0	0	0
11/15/09	Buf	S	0	0	0	0.0	0	0	0	0	0.0	0	0
11/23/09	@ Hou	S	0	0	0	0.0	0	0	0	0	0.0	0	0
11/29/09	Ari	S	0	0	0	0.0	0	0	2	58	29.0	35	0
12/06/09	@ Ind	S	0	0	0	0.0	0	0	5	175	35.0	56	0
12/13/09	StL	S	0	0	0	0.0	0	0	2	49	24.5	37	0
12/20/09	Mia	S	0	0	0	0.0	0	0	4	72	18.0	56	0
12/25/09	SD	p	0	0	0	0.0	0	0	7	96	13.7	29	0
01/03/09	@ Sea	p	0	0	0	0.0	0	0	4	73	18.3	24	0
2009 Totals:		16 / 6	0	0	0	0.0	0	0	24	523	21.8	56	0

CORTLAND FINNEGAN

Date	Opp	GP / GS	PUNT RETURNS						KICKOFF RETURNS				
			No	FC	Yds	Avg	Lg	TD	No	Yds	Avg	Lg	TD
09/10/09	@ Pit	S	4	1	14	3.5	11	0	0	0	0.0	0	0
09/20/09	Hou	S	0	0	0	0.0	0	0	0	0	0.0	0	0
09/27/09	@ NYJ	S	0	0	0	0.0	0	0	0	0	0.0	0	0
10/04/09	@ Jax	IA	0	0	0	0.0	0	0	0	0	0.0	0	0
10/11/09	Ind	IA	0	0	0	0.0	0	0	0	0	0.0	0	0
10/18/09	@ NE	IA	0	0	0	0.0	0	0	0	0	0.0	0	0
11/01/09	Jax	S	0	0	0	0.0	0	0	0	0	0.0	0	0
11/08/09	@ SF	S	0	0	0	0.0	0	0	0	0	0.0	0	0
11/15/09	Buf	S	0	0	0	0.0	0	0	0	0	0.0	0	0
11/23/09	@ Hou	S	0	0	0	0.0	0	0	0	0	0.0	0	0
11/29/09	Ari	S	0	0	0	0.0	0	0	0	0	0.0	0	0
12/06/09	@ Ind	S	0	0	0	0.0	0	0	0	0	0.0	0	0
12/13/09	StL	S	0	0	0	0.0	0	0	0	0	0.0	0	0
12/20/09	Mia	S	0	0	0	0.0	0	0	0	0	0.0	0	0
12/25/09	SD	S	0	0	0	0.0	0	0	0	0	0.0	0	0
01/03/09	@ Sea	S	0	0	0	0.0	0	0	0	0	0.0	0	0
2009 Totals:		13 / 13	4	1	14	3.5	11	0	0	0	0.0	0	0

MICHAEL GRIFFIN

Date	Opp	GP / GS	PUNT RETURNS						KICKOFF RETURNS				
			No	FC	Yds	Avg	Lg	TD	No	Yds	Avg	Lg	TD
09/10/09	@ Pit	S	0	0	0	0.0	0	0	0	0	0.0	0	0
09/20/09	Hou	S	0	0	0	0.0	0	0	0	0	0.0	0	0
09/27/09	@ NYJ	S	0	0	0	0.0	0	0	0	0	0.0	0	0
10/04/09	@ Jax	S	0	0	0	0.0	0	0	0	0	0.0	0	0
10/11/09	Ind	S	0	0	0	0.0	0	0	0	0	0.0	0	0
10/18/09	@ NE	S	0	0	0	0.0	0	0	0	0	0.0	0	0
11/01/09	Jax	S	0	0	0	0.0	0	0	1	25	25.0	25	0
11/08/09	@ SF	S	0	0	0	0.0	0	0	0	0	0.0	0	0
11/15/09	Buf	S	0	0	0	0.0	0	0	0	0	0.0	0	0
11/23/09	@ Hou	S	0	0	0	0.0	0	0	4	98	24.5	31	0
11/29/09	Ari	S	0	0	0	0.0	0	0	1	20	20.0	20	0
12/06/09	@ Ind	S	0	0	0	0.0	0	0	0	0	0.0	0	0
12/13/09	StL	S	0	0	0	0.0	0	0	0	0	0.0	0	0
12/20/09	Mia	S	0	0	0	0.0	0	0	0	0	0.0	0	0
12/25/09	SD	S	0	0	0	0.0	0	0	0	0	0.0	0	0
01/03/09	@ Sea	S	0	0	0	0.0	0	0	0	0	0.0	0	0
2009 Totals:		16 / 16	0	0	0	0.0	0	0	6	143	23.8	31	0

MARK JONES

Date	Opp	GP / GS	PUNT RETURNS						KICKOFF RETURNS				
			No	FC	Yds	Avg	Lg	TD	No	Yds	Avg	Lg	TD
10/04/09	@ Jax	p	1	1	8	8.0	8	0	3	63	21.0	26	0
10/11/09	Ind	p	2	1	15	7.5	15	0	4	73	18.3	22	0
10/18/09	@ NE	p	0	0	0	-	0	0	6	128	21.3	27	0
11/01/09	Jax	IR	0	0	0	-	0	0	0	0	-	0	0
2009 Totals:		3 / 0	3	2	23	7.7	15	0	13	264	20.3	27	0

KEVIN KAESVIHARN													
Date	Opp	GP / GS	PUNT RETURNS						KICKOFF RETURNS				
			No	FC	Yds	Avg	Lg	TD	No	Yds	Avg	Lg	TD
10/04/09	@ Jax	p	5	2	15	3.0	6	0	0	0	0.0	0	0
10/11/09	Ind	p	0	0	0	0.0	0	0	0	0	0.0	0	0
10/18/09	@ NE	p	0	0	0	0.0	0	0	0	0	0.0	0	0
11/01/09	Jax	p	0	0	0	0.0	0	0	0	0	0.0	0	0
11/08/09	@ SF	p	0	0	0	0.0	0	0	0	0	0.0	0	0
11/15/09	Buf	p	0	0	0	0.0	0	0	0	0	0.0	0	0
11/23/09	@ Hou	p	0	4	0	-	-	0	0	0	0.0	0	0
11/29/09	Ari	p	2	0	10	5.0	10	0	0	0	0.0	0	0
12/06/09	@ Ind	p	2	1	9	4.5	9	0	0	0	0.0	0	0
12/13/09	StL	p	0	0	0	-	-	0	0	0	0.0	0	0
12/20/09	Mia	p	0	0	0	-	-	0	0	0	0.0	0	0
12/25/09	SD	p	0	1	0	-	-	0	0	0	0.0	0	0
01/03/09	@ Sea	p	0	0	0	-	-	0	0	0	0.0	0	0
2009 Totals:		13 / 0	9	8	34	3.8	10	0	0	0	0.0	0	0

JASON McCOURTY													
Date	Opp	GP / GS	PUNT RETURNS						KICKOFF RETURNS				
			No	FC	Yds	Avg	Lg	TD	No	Yds	Avg	Lg	TD
09/10/09	@ Pit	p	0	0	0	0.0	0	0	0	0	0.0	0	0
09/20/09	Hou	p	0	0	0	0.0	0	0	0	0	0.0	0	0
09/27/09	@ NYJ	p	0	0	0	0.0	0	0	3	72	24.0	27	0
10/04/09	@ Jax	S	0	0	0	0.0	0	0	0	0	0.0	0	0
10/11/09	Ind	S	0	0	0	0.0	0	0	0	0	0.0	0	0
10/18/09	@ NE	S	0	0	0	0.0	0	0	0	0	0.0	0	0
11/01/09	Jax	p	0	0	0	0.0	0	0	0	0	0.0	0	0
11/08/09	@ SF	p	0	0	0	0.0	0	0	0	0	0.0	0	0
11/15/09	Buf	IA	0	0	0	0.0	0	0	0	0	0.0	0	0
11/23/09	@ Hou	p	0	0	0	0.0	0	0	0	0	0.0	0	0
11/29/09	Ari	p	0	0	0	0.0	0	0	0	0	0.0	0	0
12/06/09	@ Ind	p	0	0	0	0.0	0	0	0	0	0.0	0	0
12/13/09	StL	p	0	0	0	0.0	0	0	0	0	0.0	0	0
12/20/09	Mia	p	0	0	0	0.0	0	0	0	0	0.0	0	0
12/25/09	SD	p	0	0	0	0.0	0	0	0	0	0.0	0	0
01/03/09	@ Sea	p	0	0	0	0.0	0	0	0	0	0.0	0	0
2009 Totals:		14 / 3	0	0	0	0.0	0	0	3	72	24.0	27	0

RYAN MOUTON													
Date	Opp	GP / GS	PUNT RETURNS						KICKOFF RETURNS				
			No	FC	Yds	Avg	Lg	TD	No	Yds	Avg	Lg	TD
09/10/09	@ Pit	IA	0	0	0	0.0	0	0	0	0	0.0	0	0
09/20/09	Hou	p	4	0	25	6.3	15	0	0	0	0.0	0	0
09/27/09	@ NYJ	p	2	3	12	6.0	12	0	1	14	14.0	14	0
10/04/09	@ Jax	S	0	0	0	0.0	0	0	0	0	0.0	0	0
10/11/09	Ind	p	0	0	0	0.0	0	0	0	0	0.0	0	0
10/18/09	@ NE	S	0	0	0	0.0	0	0	0	0	0.0	0	0
11/01/09	Jax	p	0	0	0	0.0	0	0	0	0	0.0	0	0
11/08/09	@ SF	p	0	0	0	0.0	0	0	0	0	0.0	0	0
11/15/09	Buf	p	0	0	0	0.0	0	0	0	0	0.0	0	0
11/23/09	@ Hou	p	0	0	0	0.0	0	0	0	0	0.0	0	0
11/29/09	Ari	p	0	0	0	0.0	0	0	0	0	0.0	0	0
12/06/09	@ Ind	p	0	0	0	0.0	0	0	0	0	0.0	0	0
12/13/09	StL	p	0	0	0	0.0	0	0	0	0	0.0	0	0
12/20/09	Mia	p	0	0	0	0.0	0	0	0	0	0.0	0	0
12/25/09	SD	p	0	0	0	0.0	0	0	0	0	0.0	0	0
01/03/09	@ Sea	IA	0	0	0	0.0	0	0	0	0	0.0	0	0
2009 Totals:		14 / 2	6	3	37	6.2	27	0	1	14	14.0	14	0

ALVIN PEARMAN													
Date	Opp	GP / GS	PUNT RETURNS						KICKOFF RETURNS				
			No	FC	Yds	Avg	Lg	TD	No	Yds	Avg	Lg	TD
11/01/09	Jax	IA	0	0	0	-	0	0	0	0	-	0	0
11/08/09	@ SF	p	1	1	10	10.0	10	0	4	93	23.3	27	0
11/15/09	Buf	p	2	3	30	15.0	18	0	4	81	20.3	26	0
11/23/09	@ Hou	IA	0	0	0	-	0	0	0	0	-	0	0
11/29/09	Ari	IA	0	0	0	-	0	0	0	0	-	0	0
12/06/09	@ Ind	IA	0	0	0	-	0	0	0	0	-	0	0
12/13/09	StL	p	4	2	25	6.3	9	0	0	0	-	0	0
12/20/09	Mia	p	2	0	23	11.5	12	0	0	0	-	0	0
12/25/09	SD	IA	0	0	0	-	0	0	0	0	-	0	0
01/03/09	@ Sea	p	2	2	24	12.0	13	0	0	0	-	0	0
2009 Totals:		5 / 0	11	8	112	10.2	18	0	8	174	21.8	27	0

JAVON RINGER													
Date	Opp	GP / GS	PUNT RETURNS						KICKOFF RETURNS				
			No	FC	Yds	Avg	Lg	TD	No	Yds	Avg	Lg	TD
09/10/09	@ Pit	p	0	0	0	-	0	0	3	59	19.7	21	0
09/20/09	Hou	p	0	0	0	-	0	0	6	122	20.3	25	0
09/27/09	@ NYJ	DNP	0	0	0	-	0	0	0	0	-	0	0
10/04/09	@ Jax	p	0	0	0	-	0	0	0	0	-	0	0
10/11/09	Ind	p	0	0	0	-	0	0	0	0	-	0	0
10/18/09	@ NE	p	0	0	0	-	0	0	0	0	-	0	0
11/01/09	Jax	IA	0	0	0	-	0	0	0	0	-	0	0
11/08/09	@ SF	IA	0	0	0	-	0	0	0	0	-	0	0
11/15/09	Buf	IA	0	0	0	-	0	0	0	0	-	0	0
11/23/09	@ Hou	IA	0	0	0	-	0	0	0	0	-	0	0
11/29/09	Ari	p	0	0	0	-	0	0	0	0	-	0	0
12/06/09	@ Ind	IA	0	0	0	-	0	0	0	0	-	0	0
12/13/09	StL	IA	0	0	0	-	0	0	0	0	-	0	0
12/20/09	Mia	IA	0	0	0	-	0	0	0	0	-	0	0
12/25/09	SD	IA	0	0	0	-	0	0	0	0	-	0	0
01/03/09	@ Sea	IA	0	0	0	-	0	0	0	0	-	0	0
2009 Totals:		6 / 0	0	0	0	-	0	0	9	181	20.1	25	0

Other Punt Returners: None

Other Kickoff Returners: Craig Stevens (1 for 14 yards vs. Hou. on 9/20), Alge Crumpler (1 for 15 yards vs. N.E. on 10/18, 1 for 5 yards vs. Jax on 11/1, 1 for 0 yards vs. Miami on 12/20), Ahmard Hall (1 for 12 yards vs. N.E. on 10/18)

2009 TENNESSEE TITANS INDIVIDUAL GAME-BY-GAME DEFENSIVE STATISTICS

COLIN ALLRED

Date	Opp	GP / GS	TACKLES ...							INTERCEPTIONS ...					FUMBLES ...			SpT	
			Tot	Solo	Asst	Sk	Yds	QBP	TFL	No	Yds	Lg	TD	PD	FF	FR	Yds		
09/10/09	@ Pit	p	1	1	0	0.0	0.0	0	0	0	0	0	0	0	0	0	0	0	1
09/20/09	Hou	p	1	1	0	0.0	0.0	0	0	0	0	0	0	0	0	0	0	0	1
09/27/09	@ NYJ	p	0	0	0	0.0	0.0	0	0	0	0	0	0	0	0	0	0	0	0
10/04/09	@ Jax	p	0	0	0	0.0	0.0	0	0	0	0	0	0	0	0	0	0	0	0
10/11/09	Ind	IA	0	0	0	0.0	0.0	0	0	0	0	0	0	0	0	0	0	0	0
10/18/09	@ NE	p	0	0	0	0.0	0.0	0	0	0	0	0	0	0	0	0	0	0	1
11/01/09	Jax	p	0	0	0	0.0	0.0	0	0	0	0	0	0	0	0	0	0	0	0
11/08/09	@ SF	p	0	0	0	0.0	0.0	0	0	0	0	0	0	0	0	0	0	0	2
11/15/09	Buf	p	0	0	0	0.0	0.0	0	0	0	0	0	0	0	0	0	0	0	2
11/23/09	@ Hou	IA	0	0	0	0.0	0.0	0	0	0	0	0	0	0	0	0	0	0	0
11/29/09	Ari	p	0	0	0	0.0	0.0	0	0	0	0	0	0	0	0	0	0	0	0
12/06/09	@ Ind	IA	0	0	0	0.0	0.0	0	0	0	0	0	0	0	0	0	0	0	0
12/13/09	StL	IA	0	0	0	0.0	0.0	0	0	0	0	0	0	0	0	0	0	0	0
12/20/09	Mia	p	0	0	0	0.0	0.0	0	0	0	0	0	0	0	0	0	0	0	0
12/25/09	SD	S	8	3	5	0.0	0.0	0	0	0	0	0	0	0	0	0	0	0	0
01/03/09	@ Sea	S	5	1	4	0.0	0.0	0	0	0	0	0	0	0	0	0	0	0	0
2009 Totals:		12 / 2	15	6	9	0.0	0.0	0	0	0	0	0	0	0	0	0	0	0	7

KEN AMATO

Date	Opp	GP / GS	TACKLES ...							INTERCEPTIONS ...					FUMBLES ...			SpT		
			Tot	Solo	Asst	Sk	Yds	QBP	TFL	No	Yds	Lg	TD	PD	FF	FR	Yds			
09/10/09	@ Pit	p	0	0	0	0.0	0.0	0	0	0	0	0	0	0	0	0	0	0	0	0
09/20/09	Hou	p	0	0	0	0.0	0.0	0	0	0	0	0	0	0	0	0	0	0	0	0
09/27/09	@ NYJ	p	0	0	0	0.0	0.0	0	0	0	0	0	0	0	0	0	0	0	0	0
10/04/09	@ Jax	p	0	0	0	0.0	0.0	0	0	0	0	0	0	0	0	0	0	0	1	0
10/11/09	Ind	p	0	0	0	0.0	0.0	0	0	0	0	0	0	0	0	0	0	0	0	0
10/18/09	@ NE	p	0	0	0	0.0	0.0	0	0	0	0	0	0	0	0	0	0	0	2	0
11/01/09	Jax	p	0	0	0	0.0	0.0	0	0	0	0	0	0	0	0	0	0	0	0	0
11/08/09	@ SF	p	0	0	0	0.0	0.0	0	0	0	0	0	0	0	0	0	0	0	0	0
11/15/09	Buf	p	0	0	0	0.0	0.0	0	0	0	0	0	0	0	0	0	0	0	0	0
11/23/09	@ Hou	p	0	0	0	0.0	0.0	0	0	0	0	0	0	0	0	0	0	0	0	0
11/29/09	Ari	p	0	0	0	0.0	0.0	0	0	0	0	0	0	0	0	0	0	0	1	0
12/06/09	@ Ind	p	0	0	0	0.0	0.0	0	0	0	0	0	0	0	0	0	0	0	0	0
12/13/09	StL	p	0	0	0	0.0	0.0	0	0	0	0	0	0	0	0	0	0	0	1	0
12/20/09	Mia	p	0	0	0	0.0	0.0	0	0	0	0	0	0	0	0	0	0	0	0	0
12/25/09	SD	p	0	0	0	0.0	0.0	0	0	0	0	0	0	0	0	0	0	0	0	0
01/03/09	@ Sea	p	0	0	0	0.0	0.0	0	0	0	0	0	0	0	0	0	0	0	0	0
2009 Totals:		16 / 0	0	0	0	0.0	0.0	0	0	0	0	0	0	0	0	0	0	0	0	5

ERIC BAKHTIARI

Date	Opp	GP / GS	TACKLES ...							INTERCEPTIONS ...					FUMBLES ...			SpT			
			Tot	Solo	Asst	Sk	Yds	QBP	TFL	No	Yds	Lg	TD	PD	FF	FR	Yds				
12/13/09	StL	p	0	0	0	0.0	0.0	0	0	0	0	0	0	0	0	0	0	0	0	3	0
12/20/09	Mia	IA	0	0	0	0.0	0.0	0	0	0	0	0	0	0	0	0	0	0	0	0	0
12/25/09	SD	p	0	0	0	0.0	0.0	0	0	0	0	0	0	0	0	0	0	0	0	2	0
01/03/09	@ Sea	p	0	0	0	0.0	0.0	0	0	0	0	0	0	0	0	0	0	0	0	1	0
2009 Totals:		3 / 0	0	0	0	0.0	0.0	0	0	0	0	0	0	0	0	0	0	0	0	6	0

DAVE BALL

Date	Opp	GP / GS	TACKLES ...							INTERCEPTIONS ...					FUMBLES ...			SpT			
			Tot	Solo	Asst	Sk	Yds	QBP	TFL	No	Yds	Lg	TD	PD	FF	FR	Yds				
09/10/09	@ Pit	IA	0	0	0	0.0	0.0	0	0	0	0	0	0	0	0	0	0	0	0	0	0
09/20/09	Hou	p	4	3	1	0.0	0.0	0	0	0	0	0	0	0	0	0	0	0	0	0	0
09/27/09	@ NYJ	IA	0	0	0	0.0	0.0	0	0	0	0	0	0	0	0	0	0	0	0	0	0
10/04/09	@ Jax	IA	0	0	0	0.0	0.0	0	0	0	0	0	0	0	0	0	0	0	0	0	0
10/11/09	Ind	p	4	1	3	0.0	0.0	0	0	0	0	0	0	0	0	0	0	0	0	0	0
10/18/09	@ NE	p	4	2	2	0.0	0.0	0	0	0	0	0	0	0	0	0	0	0	0	0	0
11/01/09	Jax	p	2	0	2	0.0	0.0	0	0	0	0	0	0	0	0	0	0	0	0	0	0
11/08/09	@ SF	IA	0	0	0	0.0	0.0	0	0	0	0	0	0	0	0	0	0	0	0	0	0
11/15/09	Buf	p	1	0	1	0.0	0.0	1	0	0	0	0	0	1	0	0	0	0	0	0	0
11/23/09	@ Hou	p	3	2	1	0.0	0.0	1	0	0	0	0	0	0	0	0	0	0	0	0	0
11/29/09	Ari	IA	0	0	0	0.0	0.0	0	0	0	0	0	0	0	0	0	0	0	0	0	0
12/06/09	@ Ind	p	3	2	1	0.0	0.0	0	0	0	0	0	0	0	0	0	0	0	0	0	0
12/13/09	StL	p	1	1	0	0.0	0.0	0	0	0	0	0	0	0	0	0	0	0	0	2	0
12/20/09	Mia	p	6	2	4	0.0	0.0	2	0	0	0	0	0	0	0	0	0	0	0	1	0
12/25/09	SD	p	4	2	2	0.0	0.0	0	0	0	0	0	0	0	0	0	0	0	0	0	0
01/03/09	@ Sea	S	6	4	2	0.0	0.0	1	2	0	0	0	0	0	0	0	0	0	0	0	0
2009 Totals:		11 / 1	38	19	19	0.0	0.0	5	2	0	0	0	0	1	0	0	0	0	0	3	0

2009 TENNESSEE TITANS GAME-BY-GAME FIELD GOALS AND SCORING BY QUARTER

Date	Opp	W-L	TITANS								OPPONENTS							
			1ST	2ND	3RD	4TH	OT	TOTAL	TITANS FIELD GOALS	1ST	2ND	3RD	4TH	OT	TOTAL	OPPONENTS FG		
09/10/09	@ Pit	L	0	7	0	3	0	10	Bironas (37WR, 31B, 45G)	0	7	0	3	3	13	Reed (32G, 33G)		
09/20/09	Hou	L	14	10	7	0	0	31	Bironas (40G)	7	17	7	3	0	34	K. Brown (38G, 23G)		
09/27/09	@ NYJ	L	0	10	7	0	0	17	Bironas (38G)	14	0	7	3	0	24	Feely (30G)		
10/04/09	@ Jax	L	0	3	6	8	0	17	Bironas (29G)	10	17	3	7	0	37	Scobee (22G), (50G), (55WL), (33G)		
10/11/09	Ind	L	6	3	0	0	0	9	Bironas (49G, 43G, 46G)	7	14	7	3	0	31	Vinatieri (23G)		
10/18/09	@ NE	L	0	0	0	0	0	0	None	10	35	14	0	0	59	Gostkowski (39WR, 33G)		
11/01/09	Jax	W	3	10	10	7	0	30	Bironas (48G, 25G, 45G)	0	7	6	0	0	13	None		
11/08/09	@ SF	W	3	7	7	17	0	34	Bironas (21G, 28G)	3	14	0	10	0	27	Nedney (40G, 25G)		
11/15/09	Buf	W	14	3	0	24	0	41	Bironas (38G, 60SH, 51G)	7	7	3	0	0	17	Lindell (25G)		
11/23/09	@ Hou	W	0	14	3	3	0	20	Bironas (50G, 49WL, 53G)	7	7	3	0	0	17	K. Brown (49WR, 26G, 49WL)		
11/29/09	Ari	W	3	3	7	7	0	20	Bironas (52G, 24G)	0	3	7	7	0	17	Rackers (41G)		
12/06/09	@ Ind	L	3	7	0	7	0	17	Bironas (20G)	7	17	0	3	0	27	Stover (43G, 52WR, 36G)		
12/13/09	StL	W	14	9	10	14	0	47	Bironas (27G, 34G, 36G, 50G)	0	0	0	7	0	7	None		
12/20/09	Mia	W	7	10	7	0	3	27	Bironas (24G, 46G)	3	3	3	15	0	24	Carpenter (23G, 28G, 45G)		
12/25/09	SD	L	3	7	0	7	0	17	Bironas (46G)	7	14	14	7	0	42	None		
01/03/09	@ Sea	W	7	0	3	7	0	17	Bironas (47WL, 47G)	0	7	3	3	0	13	Mare (35G, 20G)		
2009 Totals:	8-8		77	103	67	104	3	354		82	169	77	71	3	402			

GAME 1 – Titans 10, Steelers 13 OT
Thursday, Sept. 10, 2009 • Heinz Field

After winning four out of the last five games against the Pittsburgh Steelers, the Titans made too many mistakes to make it five out of six wins. Despite the Titans defense accumulating four sacks and three turnovers, the special teams woes proved to be too difficult to overcome. Rob Bironas missed a 37-yard field goal in the first quarter and had another field goal blocked in the second quarter, only the second blocked field goal of his career. The game was back-and-forth among the teams with both defenses controlling the play. After a Titans three-and-out in the fourth quarter, Pittsburgh got the ball with 1:50 remaining in a 10-10 game. Roethlisberger threw a couple short passes which put the Steelers in field goal range at the TEN 34. On the next play, Roethlisberger found Hines Ward for a 30-yard gain when Michael Griffin chased Ward down and stripped the ball at the three-yard line. Stephen Tulloch recovered it for the Titans forcing the game into overtime. The Titans would not get a chance on offense in the extra period as the Steelers won the coin toss and marched down the field to secure the victory on Jeff Reed's 33-yard field goal. The Titans held Pittsburgh to only 36 yards rushing but allowed 363 passing yards as Ben Roethlisberger led his team to a 1-0 start and dropped the Titans to 0-1.

Tennessee	0	7	0	3	0	10
Pittsburgh	0	7	0	3	3	13

TEAM	SCORING PLAY	QTR-REMAIN
Pitt.	S. Holmes 34 yd. pass from B. Roethlisberger (J. Reed kick)	2- 1:22
Tenn.	J. Gage 14 yd. pass from K. Collins (R. Bironas kick)	2- 0:48
Tenn.	R. Bironas 45 yd. field goal	4-11:03
Pitt.	J. Reed 32 yd. field goal	4- 2:57
Pitt.	J. Reed 33 yd. field goal	5-10:28

Missed FG: R. Bironas, Tenn. (37WR, 31B)
Attendance: 65,110

	Steelers	Titans
First downs	19	18
3rd-down conversion-att	4-14-29%	4-13-31%
4th-down conversion-att	0-0-0%	0-0-0%
Total yards	357	320
Rushing yards	36	86
Passing yards	321	234
Passes-comp.-Int.	43-33-2	35-22-1
Sacked-yards	4-42	1-10
Punts-avg.	7-42.7	5-44.6
Punt return yards	1-11	4-14
Kickoff return yards	4-116	3-59
Fumbles-lost	1-1	2-1
Penalties-yards	6-60	5-28
Field goals made-att	2-2	1-3
Time of possession	36:11	28:21

RUSHING									
STEELERS	Att	Yds	Lg	TD	TITANS	Att	Yds	Lg	TD
W. Parker	13	19	8	0	C. Johnson	15	57	32	0
M. Moore	5	8	4	0	L. White	8	28	6	0
R. Mendenhall	4	6	3	0	K. Collins	2	1	1	0
B. Roethlisberger	1	3	3	0					
TOTALS	23	36	8	0	TOTALS	25	86	32	0

PASSING									
STEELERS	Att	Com	Yd	TD-I	TITANS	Att	Com	Yd	TD-I
B. Roethlisberger	43	33	363	1-2	K. Collins	35	22	244	1-1
TOTALS	43	33	363	1-2	TOTALS	35	22	244	1-1

RECEIVING									
STEELERS	Rec	Yds	Lg	TD	TITANS	Rec	Yds	Lg	TD
S. Holmes	9	131	34	1	J. Gage	7	78	16	1
H. Ward	8	103	30	0	B. Scaife	5	48	20	0
H. Miller	8	64	14	0	K. Britt	4	85	57	0
M. Moore	4	28	9	0	A. Crumpler	2	5	3	0
M. Wallace	3	32	22	0	C. Johnson	1	11	11	0
W. Parker	1	5	5	0	N. Washington	1	8	8	0
					L. White	1	5	5	0
					A. Hall	1	4	4	0
TOTALS	33	363	34	1	TOTALS	22	244	57	1

INDIVIDUAL DEFENSE

(Titans - Coaching Stats; Opponents - Press Box Stats)

TITANS – Leading Tacklers: S. Tulloch 12-8-4 **Sacks:** J. Jones 1, T. Brown, 1, J. Kearse 1, W. Hayes 0.5, J. Ford 0.5. **Int.:** C. Finnegan 1, V. Fuller 1. **FF:** M. Griffin 1. **FR:** S. Tulloch 1.
STEELERS – Leading Tacklers: K. Fox 10-5-5. **Sacks:** J. Farrow 1. **Int.:** T. Polamalu 1. **FF:** J. Harrison 1. **FR:** K. Fox 1.

GAME 2 – Titans 31, Texans 34
Sunday, Sept. 20, 2009 • LP Field

Despite a career day from Chris Johnson who had 284 total yards and three touchdowns of 57, 69 and 91 yards, the Titans defense could not keep the Texans out of the end zone allowing a season-high 34 points. The Titans jumped out to a 21-7 lead early in the second quarter on an eight yard touchdown strike from Kerry Collins to Nate Washington, but could not hold on to it giving up 17 points to go into halftime tied 24-24. The second half proved to show more defense as the teams combined for 17 points. The Titans went three-and-out midway through the fourth quarter giving the Texans the ball with 7:10 remaining. Nine plays later, the Texans led by three on a 23-yard Kris Brown field goal. The Titans had one last chance with 2:55 remaining in the game but could not capitalize on the opportunity as Kerry Collins fumbled the ball while scrambling out of the pocket. The fumble was recovered by the Texans with 1:32 remaining in the game, dropping the Titans record to 0-2.

Houston	7	17	7	3	0	34
Tennessee	14	10	7	0	0	31

TEAM	SCORING PLAY	QTR-REMAIN
Tenn.	C. Johnson 57 yd. run (R. Bironas kick)	1- 8:31
Hou.	A. Johnson 19 yd. pass from M. Schaub (K. Brown kick)	1- 2:13
Tenn.	C. Johnson 69 yd. pass from K. Collins (R. Bironas kick)	1- 1:19
Tenn.	N. Washington 8 yd. pass from K. Collins (R. Bironas kick)	2-12:00
Hou.	A. Johnson 72 yd. pass from M. Schaub (K. Brown kick)	2- 11:44
Hou.	J. Jones 29 yd. pass from M. Schaub (K. Brown kick)	2-10:35
Hou.	K. Brown 38 yd. field goal	2- 2:13
Tenn.	R. Bironas 40 yd. field goal	2- 0:02
Tenn.	C. Johnson 91 yd. run (R. Bironas kick)	3- 9:53
Hou.	O. Daniels 1 yd. pass from M. Schaub (K. Brown kick)	3- 1:15
Hou.	K. Brown 23 yd. field goal	4- 2:55

Attendance: 69,143

	Texans	Titans
First downs	19	19
3rd-down conversion-att	5-16-31%	5-11-45%
4th-down conversion-att	2-2-100%	0-1-0%
Total yards	420	449
Rushing yards	63	240
Passing yards	357	209
Passes-comp.-Int.	39-25-0	33-21-1
Sacked-yards	0-0	1-7
Punts-avg.	6-51.8	5-47.8
Punt return yards	3-14	4-25
Kickoff return yards	3-50	7-136
Fumbles-lost	3-0	3-1
Penalties-yards	6-40	8-64
Field goals made-att	2-2	1-1
Time of possession	34:03	25:57

RUSHING									
TEXANS	Att	Yds	Lg	TD	TITANS	Att	Yds	Lg	TD
S. Slaton	17	34	12	0	C. Johnson	16	197	91	2
C. Brown	8	25	12	0	L. White	6	25	9	0
M. Schaub	4	4	4	0	N. Washington	1	14	14	0
					K. Collins	3	4	3	0
TOTALS	29	63	12	0	TOTALS	26	240	91	2

PASSING									
TEXANS	Att	Com	Yd	TD-I	TITANS	Att	Com	Yd	TD-I
M. Schaub	39	25	357	4-0	K. Collins	33	21	216	2-1
TOTALS	39	25	357	4-0	TOTALS	33	21	216	2-1

RECEIVING									
TEXANS	Rec	Yds	Lg	TD	TITANS	Rec	Yds	Lg	TD
A. Johnson	10	149	72	2	C. Johnson	9	87	69	1
O. Daniels	6	72	33	1	A. Crumpler	4	44	16	0
J. Dreessen	3	31	21	0	N. Washington	4	36	12	1
S. Slaton	3	25	9	0	J. Gage	2	27	15	0
J. Jones	2	73	44	1	K. Britt	2	22	13	0
D. Anderson	1	7	7	0					
TOTALS	25	357	72	4	TOTALS	21	216	69	2

INDIVIDUAL DEFENSE

(Titans - Coaching Stats; Opponents - Press Box Stats)

TITANS – Leading Tacklers: K. Bulluck 10-6-4 **Sacks:** None **Int.:** None
FF: K. Vanden Bosch 1, T. Brown 1. **FR:** None
TEXANS – Leading Tacklers: B. Cushing 10-7-3. **Sacks:** M. Williams 1.
Int.: E. Wilson 1. **FF:** None **FR:** J. Zgonina 1.

GAME 3 – Titans 17, Jets 24
Sunday, Sept. 27, 2009 • The Meadowlands

In the first regular season AFL Legacy game for both teams, the Titans turned the ball over four times which proved to be too costly to overcome on the road against the Jets. On the game's opening drive the Jets drove 73 yards for a touchdown. On the ensuing kickoff, Ryan Mouton fumbled the ball at the Tenn. 19-yard line which was recovered by the Jets. Five plays later, the Titans trailed by two touchdowns before the offense had taken one snap. After a slow start in the first quarter, the Titans settled down and scored 17 straight points to take the lead 17-14 early in the third quarter. With a five-yard LenDale White touchdown run and a nine-yard scoring catch by Nate Washington, the Titans were the first team to score an offensive touchdown against the Jets this season. The Titans hurt themselves again when Ryan Mouton muffed a punt return on his own 23-yard line midway through the third stanza. The Jets only had to tally 42 yards to score 14 points off of two special teams fumbles by the Titans. The Titans offense struggled down the stretch as Kerry Collins did not complete one of his final 13 passes, keeping the Titans winless in 2009.

Tennessee	0	10	7	0	0	17
N.Y. Jets	14	0	7	3	0	24

TEAM	SCORING PLAY	QTR-REMAIN
NYJ	M. Sanchez 14 yd. run (J. Feely kick)	1-9:40
NYJ	B. Hartsock 2 yd. pass from M. Sanchez (J. Feely kick)	1-6:51
Tenn.	L. White 5 yd. run (R. Bironas kick)	2-9:24
Tenn.	R. Bironas 38 yd. field goal	2-0:08
Tenn.	N. Washington 9 yd. pass from K. Collins (R. Bironas kick)	3-11:34
NYJ	J. Cotchery 6 yd. pass from M. Sanchez (J. Feely kick)	3- 5:07
NYJ	J. Feely 30 yd. field goal	4-11:36

Attendance: 75,863

	Jets	Titans
First downs	13	17
3rd-down conversion-att	4-16-25%	4-14-29%
4th-down conversion-att	0-0-0%	0-2-0%
Total yards	229	286
Rushing yards	83	127
Passing yards	146	159
Passes-comp.-Int.	30-17-1	37-15-2
Sacked-yards	3-25	2-11
Punts-avg.	9-40.0	7-43.3
Punt return yards	3-51	2-12
Kickoff return yards	4-80	4-86
Fumbles-lost	2-1	2-2
Penalties-yards	3-25	3-15
Field goals made-att	1-1	1-1
Time of possession	32:38	27:22

RUSHING

JETS	Att	Yds	Lg	TD	TITANS	Att	Yds	Lg	TD
L. Washington	12	46	10	0	C. Johnson	22	97	30	0
T. Jones	14	20	5	0	L. White	7	27	11	1
M. Sanchez	4	10	14	1	K. Collins	1	3	3	0
T. Richardson	1	7	7	0					
TOTALS	31	83	14	1	TOTALS	30	127	30	1

PASSING

JETS	Att	Com	Yd	TD-I	TITANS	Att	Com	Yd	TD-I
M. Sanchez	30	17	171	2-1	K. Collins	37	15	170	1-2
TOTALS	30	17	171	2-1	TOTALS	37	15	170	1-2

RECEIVING

JETS	Rec	Yds	Lg	TD	TITANS	Rec	Yds	Lg	TD
J. Cotchery	8	108	46	1	K. Britt	4	59	27	0
D. Keller	2	24	18	0	A. Crumpler	4	41	27	0
B. Smith	2	18	17	0	J. Gage	4	37	20	0
C. Stuckey	2	11	6	0	N. Washington	2	25	16	1
L. Washington	1	6	6	0	C. Johnson	1	8	8	0
T. Jones	1	2	2	0					
B. Hartsock	1	2	2	1					
TOTALS	17	171	46	2	TOTALS	15	170	27	1

INDIVIDUAL DEFENSE

(Titans - Coaching Stats; Opponents - Press Box Stats)

TITANS – Leading Tacklers: K. Bulluck 11-6-5 **Sacks:** T. Brown 1, J. Ford 1. **Int.:** C. Hope 1. **FF:** T. Brown 1. **FR:** J. Kearse 1.

JETS – Leading Tacklers: B. Scott 9-5-4. **Sacks:** D. Harris 1. **Int:** D. Harris 1, E. Smith 1. **FF:** None

GAME 4 – Titans 17, Jaguars 37
Sunday, Oct. 4, 2009 • Jacksonville Municipal Stadium

The Titans traveled to Jacksonville for their third road game of the year. The Jaguars controlled the game, accumulating 442 total yards, the most yards allowed by the Titans this season. The Titans offense struggled to develop any continuity as they went three-and-out on three of their first four drives. Kerry Collins rushed for a 10-yard touchdown late in the fourth quarter, only the 10th rushing touchdown of his career. Rookie wideout Kenny Britt had a career-day with seven catches for 105 yards. Nate Washington finished the game with seven grabs for 66 yards and a touchdown, his third touchdown reception in as many games.

Tennessee.....	0	3	6	8	0	17
Jacksonville.....	10	17	3	7	0	37

TEAM	SCORING PLAY	QTR-REMAIN
Jax.	J. Scobee 22 yd. field goal	1-10:02
Jax.	M. Jones-Drew 9 yd. run (J. Scobee kick)	1-6:34
Tenn.	R. Bironas 29 yd. field goal	2-9:11
Jax.	M. Sims-Walker 19 yd. pass from D. Garrard (J. Scobee kick)	2-7:35
Jax.	J. Scobee 50 yd. field goal	2-3:21
Jax.	M. Sims-Walker 15 yd. pass from D. Garrard (J. Scobee kick)	2-0:27
Jax.	J. Scobee 33 yd. field goal	3-10:05
Tenn.	N. Washington 14 yd. pass from K. Collins (pass failed)	3-0:19
Tenn.	K. Collins 10 yd. run (C. Johnson run)	4-5:28
Jax.	M. Lewis 33 yd. pass from D. Garrard (J. Scobee kick)	4-5:02

Attendance: 49,014

	Jaguars	Titans
First downs	27	19
3rd-down conversion-att	6-13-46%	8-16-50%
4th-down conversion-att	0-0-0%	1-2-50%
Total yards	442	379
Rushing yards	137	95
Passing yards	305	284
Passes-comp.-Int.	37-27-0	48-29-2
Sacked-yards	2-18	0-0
Punts-avg.	3-37.0	5-42.2
Punt return yards	3-38	1-8
Kickoff return yards	2-75	3-63
Fumbles-lost	1-1	1-1
Penalties-yards	4-30	6-68
Field goals made-att	3-4	1-1
Time of possession	34:07	25:53

RUSHING

JAGUARS	Att	Yds	Lg	TD	TITANS	Att	Yds	Lg	TD
R. Jennings	9	53	14	0	C. Johnson	16	83	18	0
D. Garrard	8	38	16	0	K. Collins	1	10	10	1
G. Jones	3	20	11	0	L. White	2	2	2	0
M. Jones-Drew	6	14	9	1					
M. Thomas	3	9	11	0					
Z. Miller	1	3	3	0					
TOTALS	30	137	16	1	TOTALS	19	95	18	1

PASSING

JAGUARS	Att	Com	Yds	TD-I	TITANS	Att	Com	Yds	TD-I
D. Garrard	37	27	323	3-0	K. Collins	48	29	284	1-2
TOTALS	37	27	323	3-0	TOTALS	48	29	284	1-2

RECEIVING

JAGUARS	Rec	Yds	Lg	TD	TITANS	Rec	Yds	Lg	TD
M. Sims-Walker	7	91	19	2	K. Britt	7	105	42	0
M. Thomas	5	31	10	0	N. Washington	7	66	15	1
M. Lewis	4	76	33	1	B. Scaife	3	25	12	0
T. Holt	3	42	21	0	A. Crumpler	3	23	9	0
M. Jones-Drew	3	26	15	0	C. Johnson	3	11	9	0
Z. Miller	3	14	7	0	J. Cook	2	11	6	0
E. Wilford	1	29	29	0	J. Gage	1	15	15	0
J. Dillard	1	14	14	0	A. Hall	1	12	12	0
					M. Jones	1	9	9	0
					L. White	1	7	7	0
TOTALS	27	323	33	3	TOTALS	29	284	42	1

INDIVIDUAL DEFENSE

(Titans - Coaching Stats; Opponents - Press Box Stats)

TITANS – Leading Tacklers: M. Griffin 12-6-6. **Sacks:** S. Tulloch 1, W. Hayes 1. **Int.:** None. **FF:** None. **FR:** M. Griffin 1.

JAGUARS – Leading Tacklers: D. Cox 7-7-0. **Sacks:** None. **Int:** D. Cox 1, G. Alexander 1. **FF:** G. Alexander 1.

GAME 5 – Titans 9, Colts 31
Sunday, Oct. 11, 2009 • LP Field

It was Code Blue night at LP Field as the Titans and Colts clashed for another tough AFC South division game and battled under the lights on NBC's Sunday Night Football. The Titans were eager to return home to play only their second home game of the season. Despite the atmosphere and the home crowd advantage, the Titans were unable to stop the Colts' offense as Peyton Manning threw for 309 yards, the fourth quarterback to throw for over 300 yards against the Titans this season. Chris Johnson was held to his second lowest rushing total of his career as the offense failed to score a touchdown for the first time this season. Keith Bulluck intercepted a Peyton Manning pass in the first quarter and now has 17 career interceptions. LenDale White rushed for a season-high 51 yards on 10 carries. The Titans are winless on the season and are off to their worst start since 2006.

Indianapolis.....	7	14	7	3	0	31
Tennessee.....	6	3	0	0	0	9

TEAM	SCORING PLAY	QTR-REMAIN
Ind.	R. Wayne 3 yd. pass from P. Manning (A. Vinatieri kick)	1-7:28
Tenn.	R. Bironas 49 yd. field goal	1-4:20
Tenn.	R. Bironas 43 yd. field goal	1-0:28
Ind.	J. Addai 1 yd. run (A. Vinatieri kick)	2-4:58
Tenn.	R. Bironas 46 yd. field goal	2-1:04
Ind.	A. Collie 39 yd. pass from P. Manning (A. Vinatieri kick)	2-0:17
Ind.	A. Collie 6 yd. pass from P. Manning (A. Vinatieri kick)	3-9:53
Ind.	A. Vinatieri 23 yd. field goal	4-7:32

Attendance: 69,143

	Colts	Titans
First downs	23	12
3rd-down conversion-att	8-14-57%	5-14-3%
4th-down conversion-att	1-1-100%	0-1-0%
Total yards	367	245
Rushing yards	58	90
Passing yards	309	155
Passes-comp.-Int.	44-36-1	35-19-1
Sacked-yards	0-0	1-9
Punts-avg.	4-49.3	4-36.5
Punt return yards	2-0	2-15
Kickoff return yards	4-74	4-73
Fumbles-lost	1-1	1-1
Penalties-yards	7-48	9-89
Field goals made-att	1-1	3-3
Time of possession	33:38	26:22

RUSHING									
COLTS	Att	Yds	Lg	TD	TITANS	Att	Yds	Lg	TD
J. Addai	14	27	6	1	L. White	10	51	11	0
D. Brown	6	22	6	0	C. Johnson	9	34	8	0
C. Simpson	3	9	7	0	V. Young	1	6	6	0
					K. Collins	1	-1	-1	0
TOTALS	23	58	7	1	TOTALS	21	90	11	0

PASSING									
COLTS	Att	Com	Yds	TD-I	TITANS	Att	Com	Yds	TD-I
P. Manning	44	36	309	3-1	K. Collins	35	19	164	0-1
TOTALS	44	36	309	3-1	TOTALS	35	19	164	0-1

RECEIVING									
COLTS	Rec	Yds	Lg	TD	TITANS	Rec	Yds	Lg	TD
J. Addai	10	53	13	0	B. Scaife	4	45	18	0
D. Clark	9	77	24	0	N. Washington	3	37	23	0
A. Collie	8	97	39	2	J. Cook	3	27	11	0
R. Wayne	6	60	19	1	A. Crumpler	3	14	5	0
D. Brown	2	13	9	0	K. Britt	2	18	11	0
P. Garcon	1	9	9	0	C. Johnson	2	9	5	0
					A. Hall	1	7	7	0
					J. Gage	1	7	7	0
TOTALS	36	309	39	3	TOTALS	19	164	23	0

INDIVIDUAL DEFENSE

(Titans - Coaching Stats; Opponents - Press Box Stats)

TITANS – Leading Tacklers: S. Tulloch 12-9-3. **Sacks:** None. **Int.:** K. Bulluck 1. **FF:** None. **FR:** K. Amato 1.

COLTS – Leading Tacklers: C. Session 9-6-3. **Sacks:** D. Freaney 1. **Int:** T. Jennings 1. **FF:** A. Bethea 1.

GAME 6 – Titans 0, Patriots 59
Sunday, Oct. 18, 2009 • Gillette Stadium

There was mixed rain and snow in New England as the Titans traveled east to try and win their first game of the season against the Patriots. Tom Brady led the Patriots to a record-setting victory over the Titans as he threw for six touchdowns, five in the second quarter. The Titans defense gave up a franchise-record 619 yards of total offense, allowing scoring drives on nine straight possessions. The Titans could not sustain any consistency on offense as the passing game was limited to minus-seven passing yards. Chris Johnson was the lone bright spot for the Titans as he ran for 128 yards, including a long of 48 yards, for his second 100-yard rushing game of the season. The Titans are off to their worst start under Jeff Fisher and dropped to 0-6 for the first time since 1984.

Tennessee.....	0	0	0	0	0	0
New England.....	10	35	14	0	0	59

TEAM	SCORING PLAY	QTR-REMAIN
N.E.	L. Maroney 45 yd. run (S. Gostkowski kick)	1-5:51
N.E.	S. Gostkowski 33 yd. field goal	1-0:47
N.E.	R. Moss 40 yd. pass from T. Brady (S. Gostkowski kick)	2-9:56
N.E.	R. Moss 28 yd. pass from T. Brady (S. Gostkowski kick)	2-8:59
N.E.	K. Faulk 38 yd. pass from T. Brady (S. Gostkowski kick)	2-6:20
N.E.	W. Welker 30 yd. pass from T. Brady (S. Gostkowski kick)	2-1:53
N.E.	W. Welker 5 yd. pass from T. Brady (S. Gostkowski kick)	2-0:12
N.E.	R. Moss 9 yd. pass from T. Brady (S. Gostkowski kick)	3-10:13
N.E.	B. Hoyer 1 yd. run (S. Gostkowski kick)	3-0:11

Attendance: 68,756

	Patriots	Titans
First downs	32	9
3rd-down conversion-att	5-11-45%	2-10-20%
4th-down conversion-att	1-3-33%	0-2-0%
Total yards	619	186
Rushing yards	193	193
Passing yards	426	-7
Passes-comp.-Int.	45-38-0	14-2-2
Sacked-yards	2-6	0-0
Punts-avg.	1-36.0	6-34.7
Punt return yards	4-39	0-0
Kickoff return yards	1-25	8-155
Fumbles-lost	1-0	6-3
Penalties-yards	6-40	6-55
Field goals made-att	1-2	0-0
Time of possession	39:00	21:00

RUSHING									
PATRIOTS	Att	Yds	Lg	TD	TITANS	Att	Yds	Lg	TD
L. Maroney	16	123	45	1	C. Johnson	17	128	48	0
B. Green-Ellis	7	67	29	0	J. Ringer	7	47	32	0
K. Faulk	1	5	5	0	L. White	6	15	7	0
B. Hoyer	6	-2	4	1	A. Hall	1	5	5	0
					K. Collins	3	-1	0	0
					V. Young	2	-1	0	0
TOTALS	30	193	45	2	TOTALS	36	193	48	0

PASSING									
PATRIOTS	Att	Com	Yds	TD-I	TITANS	Att	Com	Yds	TD-I
T. Brady	34	29	380	6-0	K. Collins	12	2	-7	0-1
B. Hoyer	11	9	52	0-0	V. Young	2	0	0	0-1
TOTALS	45	38	432	6-0	TOTALS	14	2	-7	0-2

RECEIVING									
PATRIOTS	Rec	Yds	Lg	TD	TITANS	Rec	Yds	Lg	TD
W. Welker	10	150	48	2	A. Hall	1	15	15	0
R. Moss	8	129	40	3	N. Washington	1	-22	-22	0
J. Edelman	6	43	16	0					
S. Aiken	4	30	12	0					
K. Faulk	3	54	38	1					
L. Maroney	3	10	10	0					
B. Green-Ellis	2	11	6	0					
S. Morris	1	3	3	0					
C. Baker	1	2	2	0					
TOTALS	38	432	48	6	TOTALS	2	-7	15	0

INDIVIDUAL DEFENSE

(Titans - Coaching Stats; Opponents - Press Box Stats)

TITANS – Leading Tacklers: K. Bulluck 14-10-4. **Sacks:** J. Jones 2. **Int.:** None. **FF:** None. **FR:** None.

PATRIOTS – Leading Tacklers: B. McGowan 7-6-1. **Sacks:** None. **Int:** P. Chung 1, D. Butler 1. **FF:** B. McGowan 1, B. Meriweather 1, M. Pryor 1.

GAME 7 – Titans 30, Jaguars 13
Sunday, Nov. 1, 2009 • LP Field

Chris Johnson ran his way into the record books by rushing for a franchise-record 228 yards and two touchdowns as the Titans went on to win their first game of the season. Johnson broke loose for two touchdown runs, one for 89 yards and the other for 52 yards. With his performance, Johnson leads the NFL in both rushing yards (824) and average yards per carry (6.9). Vince Young started his first game at quarterback since Sept. 7, 2008, throwing for 125 yards and one touchdown. The defense allowed a season-low 139 passing yards from David Garrard and intercepted two of his passes. Constant pressure from the defensive line attributed to the low passing yards as they accumulated four sacks. Coming off a bye week, the Titans are now 9-6 under head coach Jeff Fisher.

Jacksonville.....	0	7	6	0	0	13
Tennessee.....	3	10	10	7	0	30

TEAM	SCORING PLAY	QTR-REMAIN
Tenn.	R. Bironas 48 yd. field goal	1-7:46
Tenn.	N. Washington 6 yd. pass from V. Young (R. Bironas kick)	2-9:19
Tenn.	R. Bironas 25 yd. field goal	2-5:50
Jax.	M. Jones-Drew 80 yd. run (J. Scobee kick)	2-5:33
Jax.	M. Jones-Drew 79 yd. run (kick blocked)	3-14:37
Tenn.	C. Johnson 52 yd. run (R. Bironas kick)	3-11:00
Tenn.	R. Bironas 45 yd. field goal	3-5:00
Tenn.	C. Johnson 89 yd. run (R. Bironas kick)	4-14:46

Attendance: 69,143

	Jaguars	Titans
First downs	12	20
3rd-down conversion-att	4-12-33%	8-15-53%
4th-down conversion-att	0-0-0%	0-0-0%
Total yards	330	430
Rushing yards	217	305
Passing yards	113	125
Passes-comp.-Int.	29-14-2	18-15-0
Sacked-yards	4-26	0-0
Punts-avg.	7-44.1	4-48.3
Punt return yards	0	15
Kickoff return yards	146	30
Fumbles-lost	2-0	0-0
Penalties-yards	2-27	4-20
Field goals made-att	0-0	3-3
Time of possession	20:17	39:43

RUSHING

JAGUARS	Att	Yds	Lg	TD	TITANS	Att	Yds	Lg	TD
M. Jones-Drew	8	177	80	2	C. Johnson	24	228	89	2
D. Garrard	3	22	12	0	L. White	13	47	9	0
R. Jennings	3	8	5	0	V. Young	12	30	8	0
M. Thomas	1	7	7	0					
G. Jones	1	3	3	0					
TOTALS	16	217	80	2	TOTALS	49	305	89	2

PASSING

JAGUARS	Att	Com	Yds	TD-I	TITANS	Att	Com	Yds	TD-I
D. Garrard	27	14	139	0-2	V. Young	18	15	125	1-0
L. McCown	2	0	0	0-0					
TOTALS	29	14	139	0-2	TOTALS	18	15	125	1-0

RECEIVING

JAGUARS	Rec	Yds	Lg	TD	TITANS	Rec	Yds	Lg	TD
M. Thomas	4	55	25	0	B. Scaife	4	27	18	0
E. Wilford	2	18	13	0	J. Gage	3	41	15	0
T. Holt	2	17	16	0	N. Washington	2	22	16	1
M. Sims-Walker	2	9	5	0	A. Crumpler	2	14	7	0
J. Dillard	1	23	23	0	C. Johnson	2	11	9	0
M. Lewis	1	20	20	0	K. Britt	1	7	7	0
R. Jennings	1	1	1	0	J. Cook	1	3	3	0
M. Jones-Drew	1	-4	-4	0					
TOTALS	14	139	25	0	TOTALS	15	125	18	1

INDIVIDUAL DEFENSE

(Titans - Coaching Stats; Opponents - Press Box Stats)

TITANS – Leading Tacklers: D. Thornton 7-5-2, K. Vanden Bosch 7-3-4.
Sacks: D. Thornton 1, K. Vanden Bosch 1, J. Jones 1, J. Ford 1. **Int.:** C. Finnegan 1, R. Hood 1. **FF:** D. Thornton 1, M. Griffin 1. **FR:** None.
JAGUARS – Leading Tacklers: J. Durant 16-12-4. **Sacks:** None. **Int:** None. **FF:** None.

GAME 8 – Titans 34, 49ers 27
Sunday, Nov. 8, 2009 • Candlestick Park

The Titans won their second game of the season and their first win on the west coast since 2001. The last time the Titans played at Candlestick Park was 1999, but the results were different this time around. Chris Johnson had another stellar day as he became the first running back to rush for over 100 yards against the 49ers defense in 2009. The Titans defense was the key in the final outcome by tallying four sacks, three interceptions and a fumble recovery. Cortland Finnegan scored the second touchdown of his career by intercepting Alex Smith's pass in the fourth quarter and returning it 39 yards for a touchdown to seal the win for the Titans.

Tennessee.....	3	7	7	17	0	34
San Francisco.....	3	14	0	10	0	27

TEAM	SCORING PLAY	QTR-REMAIN
S.F.	J. Nedney 40 yd. field goal	1-8:35
Tenn.	R. Bironas 21 yd. field goal	1-5:56
Tenn.	V. Young 7 yd. run (R. Bironas kick)	2-13:08
S.F.	F. Gore 3 yd. run (J. Nedney kick)	2-9:31
S.F.	J. Hill 12 yd. pass from A. Smith (J. Nedney kick)	2-0:20
Tenn.	C. Johnson 1 yd. run (R. Bironas kick)	3-5:40
S.F.	J. Nedney 25 yd. field goal	4-10:55
Tenn.	C. Johnson 2 yd. run (R. Bironas kick)	4-7:11
Tenn.	R. Bironas 28 yd. field goal	4-3:06
Tenn.	C. Finnegan 39 yd. interception return (R. Bironas kick)	4-2:51
S.F.	J. Hill 3 yd. pass from A. Smith (J. Nedney kick)	4-0:39

Attendance: 69,732

	49ers	Titans
First downs	25	14
3rd-down conversion-att	4-13-31%	4-12-33%
4th-down conversion-att	3-3-100%	1-1-100%
Total yards	358	315
Rushing yards	108	152
Passing yards	250	163
Passes-comp.-Int.	45-29-3	20-12-0
Sacked-yards	4-36	1-9
Punts-avg.	3-56.7	5-43.4
Punt return yards	-3	10
Kickoff return yards	171	93
Fumbles-lost	2-1	0-0
Penalties-yards	5-25	8-58
Field goals made-att	2-2	2-2
Time of possession	33:50	26:10

RUSHING

49ERS	Att	Yds	Lg	TD	TITANS	Att	Yds	Lg	TD
F. Gore	15	83	13	1	C. Johnson	25	135	41	2
A. Smith	2	11	8	0	V. Young	5	14	7	1
J. Morgan	1	11	11	0	L. White	4	3	2	0
G. Coffee	1	4	4	0					
M. Robinson	1	-1	-1	0					
TOTALS	20	108	13	1	TOTALS	34	152	41	3

PASSING

49ERS	Att	Com	Yds	TD-I	TITANS	Att	Com	Yds	TD-I
A. Smith	45	29	286	2-3	V. Young	19	12	172	0-0
					C. Johnson	1	0	0	0-0
TOTALS	45	29	286	2-3	TOTALS	20	12	172	0-0

RECEIVING

49ERS	Rec	Yds	Lg	TD	TITANS	Rec	Yds	Lg	TD
V. Davis	10	102	40	0	J. Gage	4	97	49	0
F. Gore	7	75	35	0	N. Washington	3	30	18	0
J. Hill	4	50	30	2	C. Johnson	3	25	16	0
M. Crabtree	3	30	17	0	B. Scaife	2	20	15	0
J. Morgan	2	9	5	0					
D. Walker	1	13	13	0					
M. Robinson	1	4	4	0					
I. Bruce	1	3	3	0					
TOTALS	29	286	40	2	TOTALS	12	172	49	0

INDIVIDUAL DEFENSE

(Titans - Coaching Stats; Opponents - Press Box Stats)

TITANS – Leading Tacklers: Finnegan 11-9-2, Griffin 11-9-2. **Sacks:** Hayes 1.5, Hope 1, Ford 1, Haye 0.5. **Int.:** C. Finnegan 1, R. Hood 1, C. Hope 1. **FF:** Hayes 1, Ford 1. **FR:** Bulluck 1.
49ERS – Leading Tacklers: P. Willis 10-6-4. **Sacks:** M. Lawson 1. **Int:** None. **FF:** None.

GAME 9 – Titans 41, Bills 17
Sunday, Nov. 15, 2009 • LP Field

In the final Legacy Game of the season to honor 50 years as a professional football organization, the Titans put on a show by defeating the Buffalo Bills for their third straight victory. Chris Johnson led the way again by becoming only the second player in franchise history and the first since 1961 to record 100 yards receiving and over 100 yards rushing. The defense put the game away in the fourth quarter by intercepting two passes and returning them for touchdowns. The first came when Vincent Fuller stepped in front of a pass intended for Josh Reed and took it 26 yards for a touchdown. Rod Hood later picked off Ryan Fitzpatrick and took his interception 31 yards for a touchdown, his third interception in as many games.

Buffalo.....	7	7	3	0	0	17
Tennessee.....	14	3	0	24	0	41

TEAM	SCORING PLAY	QTR-REMAIN
Buf.	L. Evans 27 yd. pass from F. Jackson (R. Lindell kick)	1- 9:10
Tenn.	C. Johnson 28 yd. run (R. Bironas kick)	1- 4:07
Tenn.	N. Washington 14 yd. pass from V. Young (R. Bironas kick)	1- 0:46
Tenn.	R. Bironas 38 yd. field goal	2- 9:59
Buf.	L. Evans 8 yd. pass from T. Edwards (R. Lindell kick)	2- 7:01
Buf.	R. Lindell 25 yd. field goal	3- 8:17
Tenn.	C. Johnson 1 yd. run (R. Bironas kick)	4-10:44
Tenn.	R. Bironas 51 yd. field goal	4- 3:21
Tenn.	V. Fuller 26 yd. interception return (R. Bironas kick)	4- 2:54
Tenn.	R. Hood 31 yd. interception return (R. Bironas kick)	4- 0:53

Attendance: 69,143

	Bills	Titans
First downs	14	20
3rd-down conversion-att	5-14-36%	11-17-65%
4th-down conversion-att	0-1-0%	0-0-0%
Total yards	296	378
Rushing yards	89	168
Passing yards	207	210
Passes-comp.-Int.	36-21-2	25-17-1
Sacked-yards	2-11	0-0
Punts-avg.	5-42.0	3-39.7
Punt return yards	25	30
Kickoff return yards	185	81
Fumbles-lost	1-0	2-0
Penalties-yards	10-65	8-75
Field goals made-att	1-1	2-3
Time of possession	28:40	31:20

RUSHING

BILLS	Att	Yds	Lg	TD	TITANS	Att	Yds	Lg	TD
F. Jackson	8	48	14	0	C. Johnson	26	132	32	2
M. Lynch	9	37	7	0	V. Young	5	29	14	0
T. Edwards	3	4	2	0	L. White	3	6	2	0
					N. Washington	1	1	1	0
TOTALS	20	89	14	0	TOTALS	35	168	32	2

PASSING

BILLS	Att	Com	Yds	TD-I	TITANS	Att	Com	Yds	TD-I
T. Edwards	28	18	185	1-1	V. Young	25	17	210	1-1
R. Fitzpatrick	7	2	6	0-1					
F. Jackson	1	1	27	1-0					
TOTALS	36	21	218	2-2	TOTALS	25	17	210	1-1

RECEIVING

BILLS	Rec	Yds	Lg	TD	TITANS	Rec	Yds	Lg	TD
L. Evans	4	50	27	2	C. Johnson	9	100	17	0
M. Lynch	4	18	8	0	K. Britt	2	55	38	0
T. Owens	3	85	46	0	N. Washington	2	33	19	1
F. Jackson	3	23	10	0	B. Scaife	2	16	10	0
S. Nelson	3	13	6	0	J. Cook	1	4	4	0
J. Reed	2	16	11	0	A. Hall	1	2	2	0
D. Fine	1	8	8	0					
St. Johnson	1	5	5	0					
TOTALS	21	218	46	2	TOTALS	17	210	38	1

INDIVIDUAL DEFENSE

(Titans - Coaching Stats; Opponents - Press Box Stats)

TITANS – Leading Tacklers: K. Bulluck 12-11-1. **Sacks:** W. Hayes 1, S. Tulloch 1. **Int.:** V. Fuller 1, R. Hood 1. **FF:** W. Hayes 1. **FR:** None.

BILLS – Leading Tacklers: Posluszny 12-10-2. **Sacks:** None. **Int:** J. Byrd 1. **FF:** None.

GAME 10 – Titans 20, Texans 17
Monday, Nov. 23, 2009 • Reliant Stadium

The Titans' winning streak was extended to four games as the team traveled to Houston for Monday Night Football and took down the Texans 20-17. Chris Johnson reached the 100-yard rushing mark for the fifth consecutive game by accumulating 151 yards on a career-high 29 attempts. Vince Young returned to his hometown and threw one touchdown pass to rookie Kenny Britt, the first touchdown catch of his career. Young led a consistent offense all night by putting together five scoring drives of eight plays or more. The most critical drive of the night came when a Texans punt backed the Titans on their own six-yard line with 2:52 remaining in the game. Young led a nine-play, 59-yard drive to set up a game-winning field goal attempt. Rob Bironas booted the 53-yarder down the middle of the uprights to put the Titans ahead for good with 47 seconds remaining in the game. The Titans are now 12-4 all-time against the Houston Texans, 6-2 at Reliant Stadium.

Tennessee	0	14	3	3	0	20
Houston.....	7	7	3	0	0	17

TEAM	SCORING PLAY	QTR-REMAIN
Hou.	S. Slaton 3 yd. pass from M. Schaub (K. Brown kick)	1- 6:36
Tenn.	K. Britt 13 yd. pass from V. Young (R. Bironas kick)	2-12:50
Hou.	A. Johnson 12 yd. pass from M. Schaub (K. Brown kick)	2- 4:01
Tenn.	L. White 1 yd. run (R. Bironas kick)	2- 0:50
Tenn.	R. Bironas 50 yd. field goal	3- 2:49
Hou.	K. Brown 26 yd. field goal	3- 0:00
Tenn.	R. Bironas 53 yd. field goal	4- 0:47

Attendance: 71,153

	Texans	Titans
First downs	17	22
3rd-down conversion-att	7-15-47%	6-13-46%
4th-down conversion-att	0-0-0%	0-0-0%
Total yards	340	344
Rushing yards	57	228
Passing yards	283	116
Passes-comp.-Int.	39-25-0	22-12-0
Sacked-yards	4-22	0-0
Punts-avg.	5-47.2	4-44.0
Punt return yards	10	0
Kickoff return yards	100	98
Fumbles-lost	0-0	1-1
Penalties-yards	7-72	5-25
Field goals made-att	1-3	2-3
Time of possession	27:41	32:19

RUSHING

TEXANS	Att	Yds	Lg	TD	TITANS	Att	Yds	Lg	TD
C. Brown	11	36	7	0	C. Johnson	29	151	36	0
S. Slaton	5	21	9	0	V. Young	11	73	12	0
M. Schaub	1	0	0	0	L. White	2	4	3	1
TOTALS	17	57	9	0	TOTALS	42	228	36	1

PASSING

TEXANS	Att	Com	Yd	TD-I	TITANS	Att	Com	Yd	TD-I
M. Schaub	39	25	305	2-0	V. Young	22	12	116	1-0
TOTALS	39	25	305	2-0	TOTALS	22	12	116	1-0

RECEIVING

TEXANS	Rec	Yds	Lg	TD	TITANS	Rec	Yds	Lg	TD
D. Anderson	5	52	15	0	K. Britt	4	42	16	1
S. Slaton	5	42	23	1	B. Scaife	4	38	27	0
A. Johnson	4	78	49	1	A. Crumpler	2	18	11	0
K. Walter	4	46	27	0	N. Washington	1	14	14	0
C. Brown	3	17	6	0	A. Hall	1	4	4	0
J. Casey	2	33	32	0					
J. Dreessen	1	23	23	0					
V. Leach	1	14	14	0					
TOTALS	25	305	49	2	TOTALS	12	116	27	1

INDIVIDUAL DEFENSE

(Titans - Coaching Stats; Opponents - Press Box Stats)

TITANS – Leading Tacklers: Tulloch 11-9-2. **Sacks:** T. Brown 2, Fuller 1, Vanden Bosch 1. **Int.:** None. **FF:** None. **FR:** None.

TEXANS – Leading Tacklers: B. Cushing 10-8-2. **Sacks:** None. **Int.:** None. **FF:** Z. Diles 1. **FR:** B. Pollard 1.

GAME 11 – Titans 20, Cardinals 17
Sunday, Nov. 29, 2009 • LP Field

The Arizona Cardinals visited LP Field for the first time in their franchise's history and the Titans made one of the most historic drives in team history to end the game. The Titans' defense forced a three-and-out to give the ball back to the offense with 2:37 remaining in the final stanza. After the punt was downed at the Titans' one-yard line, Vince Young led the offense on a 99-yard drive for the go-ahead touchdown. The Titans' offense converted three fourth downs during the final drive, capped off with a leaping touchdown catch in the back of the end zone by Kenny Britt with no time remaining in the game. Chris Johnson finished with 154 rushing yards on 18 carries, including an 85-yard touchdown sprint in the third quarter. Johnson tied the NFL record with six consecutive games of 125-plus rushing yards and is only the third player in NFL history to accomplish that feat (Earl Campbell and Eric Dickerson). Johnson also set an NFL record with 800 rushing yards in one month, previously held by Barry Sanders (701 rushing yards in 1997). Young threw for a career-high 387 yards en route to the Titans' fifth victory in a row, making them the first team in NFL history to win five consecutive games after starting a season 0-6.

Arizona.....	0	3	7	7	0	17
Tennessee.....	3	3	7	7	0	20

TEAM	SCORING PLAY	QTR-REMAIN
Tenn.	R. Bironas 52 yd. field goal	1-10:33
Tenn.	R. Bironas 24 yd. field goal	2-13:28
Ari.	N. Rackers 41 yd. field goal	2-1:55
Tenn.	C. Johnson 85 yd. run (R. Bironas kick)	3- 3:37
Ari.	L. Stephens-Howling 99 yd. kickoff return (N. Rackers kick)	3- 3:25
Ari.	T. Hightower 6 yd. run (N. Rackers kick)	4-12:20
Tenn.	K. Britt 10 yd. pass from V. Young (R. Bironas kick)	4- 0:00

Attendance: 69,143

	Cardinals	Titans
First downs	15	20
3rd-down conversion-att	5-12-42%	6-16-38%
4th-down conversion-att	0-0-0%	4-4-100%
Total yards	292	532
Rushing yards	75	163
Passing yards	217	369
Passes-comp.-Int.	31-21-0	43-27-0
Sacked-yards	1-3	4-18
Punts-avg.	6-49.7	4-46.0
Punt return yards	-1	10
Kickoff return yards	167	78
Fumbles-lost	1-0	1-1
Penalties-yards	4-25	6-38
Field goals made-att	1-1	2-2
Time of possession	28:53	31:07

RUSHING									
CARDINALS	Att	Yds	Lg	TD	TITANS	Att	Yds	Lg	TD
T. Hightower	11	55	14	1	C. Johnson	18	154	85	1
C. Wells	8	20	5	0	V. Young	4	8	6	0
M. Leinart	1	0	0	0	J. Ringer	1	1	1	0
TOTALS	20	75	14	1	TOTALS	23	163	85	1

PASSING									
CARDINALS	Att	Com	Yds	TD-I	TITANS	Att	Com	Yds	TD-I
M. Leinart	31	21	220	0-0	V. Young	43	27	387	1-0
TOTALS	31	21	220	0-0	TOTALS	43	27	387	1-0

RECEIVING									
CARDINALS	Rec	Yds	Lg	TD	TITANS	Rec	Yds	Lg	TD
A. Boldin	5	53	24	0	K. Britt	7	128	51	1
L. Fitzgerald	4	34	20	0	B. Scaife	5	68	22	0
S. Breaston	4	26	9	0	L. Hawkins	4	44	22	0
T. Hightower	3	23	16	0	N. Washington	3	68	35	0
E. Doucet	1	28	28	0	C. Johnson	3	32	14	0
B. Patrick	1	23	23	0	J. Cook	2	29	17	0
C. Wells	1	21	21	0	A. Hall	2	10	6	0
J. Wright	1	10	10	0	A. Crumpler	1	8	8	0
D. Kreider	1	2	2	0					
TOTALS	21	220	28	0	TOTALS	27	387	51	1

INDIVIDUAL DEFENSE

(Titans - Coaching Stats; Opponents - Press Box Stats)

TITANS – Leading Tacklers: Harper 10-9-1. **Sacks:** Vanden Bosch 1. **Int.:** None. **FF:** None. **FR:** None.

CARDINALS – Leading Tacklers: Dansby 8-7-1. **Sacks:** Dockett 3, Haggans 0.5, Campbell 0.5. **Int:** None. **FF:** Rodgers-Cromartie 1. **FR:** McFadden 1.

GAME 12 – Titans 17, Colts 27
Sunday, Dec. 6, 2009 • Lucas Oil Stadium

The Titans' five-game winning streak came to an end at Lucas Oil Stadium against the red-hot Colts. Multiple mistakes on both sides of the ball proved too costly as the Titans had to play from behind the entire game. Faced with a first-and-goal late in the third quarter, the Titans failed to cut the lead to a one-possession game by turning the ball over on downs after four attempts at the end zone. A late touchdown brought the Titans to within 10 points and a converted on-side kick gave the Titans a chance to cut it to one possession with 1:21 remaining in the game. The offense was unable to convert a first down on the final drive, ending the chance to win a sixth straight game. Chris Johnson tied a franchise-record by rushing for over 100 yards for the seventh consecutive game (Earl Campbell 1979). Rookie Kenny Britt continued to shine by hauling-in his third touchdown catch of the season.

Tennessee.....	3	7	0	7	0	17
Indianapolis.....	7	17	0	3	0	27

TEAM	SCORING PLAY	QTR-REMAIN
Ind.	J. Addai 8 yd. run (M. Stover kick)	1-13:02
Tenn.	R. Bironas 20 yd. field goal	1-6:34
Ind.	J. Addai 1 yd. run (M. Stover kick)	2-11:42
Ind.	A. Collie 4 yd. pass from P. Manning (M. Stover kick)	2-1:55
Tenn.	K. Britt 6 yd pass from V. Young (R. Bironas kick)	2-0:20
Ind.	M. Stover 43 yd. field goal	2-0:00
Ind.	M. Stover 36 yd. field goal	4-3:14
Tenn.	B. Scaife 17 yd pass from V. Young (R. Bironas kick)	4-1:23

Attendance: 66,321

	Colts	Titans
First downs	23	24
3rd-down conversion-att	9-14-64%	8-15-53%
4th-down conversion-att	0-0-0%	0-3-0%
Total yards	358	375
Rushing yards	88	142
Passing yards	270	233
Passes-comp.-Int.	37-24-0	43-24-1
Sacked-yards	0-0	1-8
Punts-avg.	3-39.0	2-39.0
Punt return yards	0	9
Kickoff return yards	68	175
Fumbles-lost	0-0	3-1
Penalties-yards	5-40	4-50
Field goals made-att	2-3	1-1
Time of possession	27:01	32:59

RUSHING									
COLTS	Att	Yds	Lg	TD	TITANS	Att	Yds	Lg	TD
J. Addai	21	79	11	2	C. Johnson	27	113	11	0
M. Hart	4	11	5	0	V. Young	4	16	9	0
P. Manning	2	-2	-1	0	L. White	2	13	7	0
TOTALS	27	88	11	2	TOTALS	33	142	11	0

PASSING									
COLTS	Att	Com	Yds	TD-I	TITANS	Att	Com	Yds	TD-I
P. Manning	37	24	270	1-0	V. Young	43	24	241	2-1
TOTALS	37	24	270	1-0	TOTALS	43	24	241	2-1

RECEIVING									
COLTS	Rec	Yds	Lg	TD	TITANS	Rec	Yds	Lg	TD
P. Garcon	6	136	36	0	C. Johnson	6	28	11	0
R. Wayne	4	48	23	0	B. Scaife	5	56	17	1
A. Collie	4	18	11	1	N. Washington	4	44	17	0
D. Clark	3	25	11	0	K. Britt	3	46	25	1
J. Addai	3	17	9	0	L. Hawkins	2	34	24	0
M. Hart	2	27	14	0	A. Hall	2	19	15	0
C. Simpson	2	-1	5	0	A. Crumpler	2	14	9	0
TOTALS	24	270	36	1	TOTALS	24	241	25	2

INDIVIDUAL DEFENSE

(Titans - Coaching Stats; Opponents - Press Box Stats)

TITANS – Leading Tacklers: Thornton 13-8-5. **Sacks:** None. **Int.:** None. **FF:** None. **FR:** None.

COLTS – Leading Tacklers: C. Session 13-12-1. **Sacks:** D. Freaney 1. **Int:** J. Lacey 1. **FF:** C. Session 1. **FR:** E. Foster 1.

GAME 13 – Titans 47, Rams 7
Sunday, Dec. 13, 2009 • LP Field

Chris Johnson set multiple franchise records in the Titans' victory over the Rams. Johnson rushed for 117 yards, setting a club record with his eighth consecutive 100-yard rushing performance of the season. With his 66-yard touchdown reception in the first quarter, Johnson set another franchise mark of most yards from scrimmage in one season with 2,017 yards which was previously held by Earl Campbell with 1,934 yards in 1980. The Titans defense had their best performance of the season by intercepting Keith Null five times, including Vincent Fuller returning his 45-yards for a touchdown, his second touchdown of the season. Keith Bulluck and Cortland Finnegan each recorded two interceptions, marking only the second time each player has had multiple interceptions in one game. The victory by the Titans is their six in the last seven games.

St. Louis.....	0	0	0	7	0	7
Tennessee.....	14	9	10	14	0	47

TEAM	SCORING PLAY	QTR-REMAIN
Tenn.	C. Johnson 39 yd. run (R. Bironas kick)	1- 3:06
Tenn.	C. Johnson 66 yd. pass from V. Young (R. Bironas kick)	1- 0:06
Tenn.	R. Bironas 27 yd. field goal	2- 6:57
Tenn.	R. Bironas 34 yd. field goal	2- 1:04
Tenn.	R. Bironas 36 yd. field goal	2- 0:00
Tenn.	R. Bironas 50 yd. field goal	3- 8:15
Tenn.	C. Johnson 3 yd. run (R. Bironas kick)	3- 2:02
StL.	R. McMichael 11 yd. pass from K. Null (Josh Brown kick)	4-13:02
Tenn.	A. Crumpler 1 yd. pass from K. Collins (R. Bironas kick)	4- 7:31
Tenn.	V. Fuller 45 yd. interception return (R. Bironas kick)	4- 5:44

Attendance: 69,143

	Rams	Titans
First downs	15	19
3rd-down conversion-att	5-15-33%	4-13-31%
4th-down conversion-att	2-3-67%	3-3-100%
Total yards	240	446
Rushing yards	80	160
Passing yards	160	286
Passes-comp.-Int.	43-27-5	27-17-0
Sacked-yards	1-5	0-0
Punts-avg.	7-45.0	3-38.3
Punt return yards	6	25
Kickoff return yards	217	49
Fumbles-lost	2-0	1-1
Penalties-yards	10-82	4-40
Field goals made-att	0-0	4-4
Time of possession	31:57	28:03

RUSHING

RAMS	Att	Yds	Lg	TD	TITANS	Att	Yds	Lg	TD
K. Darby	1	51	51	0	C. Johnson	28	117	39	2
S. Jackson	18	39	12	0	V. Young	1	44	44	0
D. Amendola	1	-10	-10	0	K. Collins	1	-1	-1	0
TOTALS	21	88	51	0	TOTALS	30	160	44	2

PASSING

RAMS	Att	Com	Yds	TD-I	TITANS	Att	Com	Yds	TD-I
K. Null	44	28	165	1-5	K. Collins	19	11	154	1-0
					V. Young	8	6	132	1-0
TOTALS	44	28	165	1-5	TOTALS	27	17	286	2-0

RECEIVING

RAMS	Rec	Yds	Lg	TD	TITANS	Rec	Yds	Lg	TD
B. Gibson	6	43	10	0	B. Scaife	4	43	16	0
D. Amendola	5	19	8	0	A. Crumpler	4	41	20	1
K. Darby	5	7	4	0	C. Johnson	3	69	66	1
D. Fells	3	32	13	0	N. Washington	3	54	32	0
S. Jackson	3	14	6	0	K. Britt	2	75	44	0
R. McMichael	2	15	11	1	A. Hall	1	4	4	0
D. Avery	2	14	10	0					
S. Gado	1	13	13	0					
B. Bajema	1	8	8	0					
TOTALS	28	165	13	1	TOTALS	17	286	66	2

INDIVIDUAL DEFENSE

(Titans - Coaching Stats; Opponents - Press Box Stats)

TITANS – Leading Tacklers: Bulluck 10-7-3, Harper 10-9-1. **Sacks:** T. Brown 1. **Int.:** Bulluck 2, Finnegan 2, Fuller 1. **FF:** Vanden Bosch 1. **FR:** None.
RAMS – Leading Tacklers: Laurinaitis 7-7-0. **Sacks:** None. **Int:** None. **FF:** None. **FR:** None.

GAME 14 – Titans 27, Dolphins 24 OT
Sunday, Dec. 20, 2009 • LP Field

Playing as one of the hottest teams in the NFL by winning seven of their last eight games, the Titans held off a late rally by the Dolphins with Rob Bironas kicking the game-winning 46-yard field goal in overtime. After the Dolphins won the coin toss in overtime and elected to receive the ball, Michael Griffin intercepted Chad Henne's third down pass to setup the game-winning kick. Bironas has now connected on eight game-winning kicks in his career. Vince Young set a career-high with three touchdown passes, including two to Justin Gage. For the eight consecutive game this season, Chris Johnson rushed for over 100 yards, continuing his quest for 2,000 yards. The Titans are now .500 for the first time this season and find themselves one game behind in the AFC Wild Card chase.

Miami.....	3	3	3	15	0	24
Tennessee.....	7	10	7	0	3	27

TEAM	SCORING PLAY	QTR-REMAIN
Mia.	D. Carpenter 23 yd. field goal	1-11:09
Tenn.	J. Gage 22 yd. pass from V. Young (R. Bironas kick)	1-6:35
Tenn.	R. Bironas 24 yd. field goal	2-9:26
Mia.	D. Carpenter 28 yd. field goal	2-3:20
Tenn.	J. Gage 21 yd. pass from V. Young (R. Bironas kick)	2-1:47
Tenn.	N. Washington 32 yd. pass from V. Young (R. Bironas kick)	3-8:58
Mia.	D. Carpenter 45 yd. field goal	3-5:33
Mia.	R. Williams 1 yd. run (D. Carpenter kick)	4-7:41
Mia.	A. Fasano 2 yd. pass from C. Henne (R. Williams run)	4-1:34
Tenn.	R. Bironas 46 yd. field goal	5-11:18

Attendance: 69,143

	Dolphins	Titans
First downs	23	19
3rd-down conversion-att	6-15-40%	6-13-46%
4th-down conversion-att	2-2-100%	0-0-0%
Total yards	468	364
Rushing yards	121	128
Passing yards	347	236
Passes-comp.-Int.	46-29-3	27-14-1
Sacked-yards	1-2	2-0
Punts-avg.	3-53.0	5-48.8
Punt return yards	4	23
Kickoff return yards	104	72
Fumbles-lost	2-1	2-1
Penalties-yards	8-60	4-46
Field goals made-att	3-3	2-2
Time of possession	34:23	29:19

RUSHING

DOLPHINS	Att	Yds	Lg	TD	TITANS	Att	Yds	Lg	TD
R. Williams	19	80	15	1	C. Johnson	29	104	14	0
C. Henne	2	11	8	0	V. Young	2	24	17	0
B. Hartline	1	10	10	0					
L. Polite	3	9	7	0					
L. Hilliard	3	7	3	0					
P. White	2	4	3	0					
TOTALS	30	121	15	1	TOTALS	31	128	17	0

PASSING

DOLPHINS	Att	Com	Yds	TD-I	TITANS	Att	Com	Yds	TD-I
C. Henne	46	29	349	1-3	V. Young	27	14	236	3-1
TOTALS	46	29	349	1-3	TOTALS	27	14	236	3-1

RECEIVING

DOLPHINS	Rec	Yds	Lg	TD	TITANS	Rec	Yds	Lg	TD
G. Camarillo	5	46	11	0	B. Scaife	5	40	13	0
D. Bess	4	58	34	0	C. Johnson	2	55	41	0
A. Fasano	4	36	18	1	J. Gage	2	43	22	2
L. Hilliard	4	36	16	0	K. Britt	2	32	19	0
J. Haynos	3	20	10	0	N. Washington	1	32	32	1
R. Williams	3	9	8	0	L. Hawkins	1	32	32	0
B. Hartline	2	96	57	0	L. White	1	2	2	0
T. Ginn	2	38	19	0					
L. Polite	2	10	6	0					
TOTALS	29	349	57	1	TOTALS	14	236	41	3

INDIVIDUAL DEFENSE

(Titans - Coaching Stats; Opponents - Press Box Stats)

TITANS – Leading Tacklers: Tulloch 14-12-2. **Sacks:** J. Ford 1. **Int.:** N. Harper 1, C. Hope 1, M. Griffin 1. **FF:** T. Brown 1. **FR:** M. Griffin 1.
DOLPHINS – Leading Tacklers: Gi. Wilson 7-7-0. **Sacks:** J. Taylor 1, K. Langford 1. **Int:** V. Davis 1. **FF:** J. Taylor 1, A. Ayodele 1. **FR:** S. Smith 1.

GAME 15 – Titans 17, Chargers 42
Friday, Dec. 25, 2009 • LP Field

It was a physical battle on Christmas night as the Titans and Chargers collided at LP Field. The Titans took an early 3-0 lead on their opening possession with a 46-yard field goal by Rob Bironas, but the offense would struggle the rest of the game as their time of possession was the lowest this season at 20 minutes, 53 seconds. Chris Johnson continued his trek toward 2,000 rushing yards by adding a 142-yard performance to bring his season total to 1,872 yards. He is now 128 yards away from becoming only the sixth player in NFL history to rush for 2,000 yards. This was the 10th consecutive game Johnson hit the century mark in rushing yards, adding to his franchise-record of consecutive 100-yard rushing games.

San Diego.....	7	14	14	7	0	42
Tennessee.....	3	7	0	7	0	17

TEAM	SCORING PLAY	QTR-REMAIN
Tenn.	R. Bironas 46 yd. field goal	1-8:12
S.D.	L. Tomlinson 1 yd. run (N. Kaeding kick)	1-1:16
S.D.	A. Gates 36 yd. pass from P. Rivers (N. Kaeding kick)	2-8:46
S.D.	D. Sproles 3 yd. pass from P. Rivers (N. Kaeding kick)	2-3:13
Tenn.	V. Young 3 yd. run (R. Bironas kick)	2-0:17
S.D.	L. Tomlinson 1 yd. run (N. Kaeding kick)	3-9:49
S.D.	D. Sproles 9 yd. run (N. Kaeding kick)	3-4:52
S.D.	D. Sproles 1 yd. run (N. Kaeding kick)	4-14:56
Tenn.	C. Johnson 30 yd. run (R. Bironas kick)	4-8:02

Attendance: 69,143

	Chargers	Titans
First downs	30	17
3rd-down conversion-att	8-11-73%	2-8-25%
4th-down conversion-att	1-1-100%	1-1-100%
Total yards	425	270
Rushing yards	166	182
Passing yards	259	88
Passes-comp.-Int.	28-21-0	21-8-2
Sacked-yards	1-5	1-1
Punts-avg.	1-29.0	3-41.7
Punt return yards	6	0
Kickoff return yards	85	96
Fumbles-lost	1-1	1-1
Penalties-yards	6-45	9-74
Field goals made-att	0-0	1-1
Time of possession	39:07	20:53

RUSHING									
CHARGERS	Att	Yds	Lg	TD	TITANS	Att	Yds	Lg	TD
M. Tolbert	11	60	20	0	C. Johnson	21	142	30	1
L. Tomlinson	16	59	9	2	V. Young	6	40	14	1
D. Sproles	5	38	21	2					
J. Hester	3	10	6	0					
V. Jackson	1	3	3	0					
P. Rivers	1	-1	-1	0					
B. Volek	3	-3	-1	0					
TOTALS	40	166	21	4	TOTALS	27	182	30	2

PASSING									
CHARGERS	Att	Com	Yds	TD-I	TITANS	Att	Com	Yds	TD-I
P. Rivers	27	21	264	2-0	V. Young	21	8	89	0-2
L. Tomlinson	1	0	0	0-0					
TOTALS	28	21	264	2-0	TOTALS	21	8	89	0-2

RECEIVING									
CHARGERS	Rec	Yds	Lg	TD	TITANS	Rec	Yds	Lg	TD
V. Jackson	5	70	20	0	N. Washington	4	39	12	0
A. Gates	3	74	36	1	C. Johnson	3	37	15	0
M. Floyd	3	55	22	0	K. Britt	1	13	13	0
L. Naanee	2	25	20	0					
D. Sproles	2	23	20	1					
J. Hester	2	8	4	0					
L. Tomlinson	2	4	2	0					
M. Tolbert	1	11	11	0					
B. Manumaleuna	1	-6	-6	0					
TOTALS	21	264	36	2	TOTALS	8	89	15	0

INDIVIDUAL DEFENSE

(Titans - Coaching Stats; Opponents - Press Box Stats)

TITANS – Leading Tacklers: Griffin 10-4-6, Tulloch 10-7-3. **Sacks:** Ford 1. Int.: None. **FF:** J. McCourty 1. **FR:** T. Brown 1.

CHARGERS – Leading Tacklers: S. Cooper 5-3-2. **Sacks:** I. Scott 1. Int: Weddle 1, Siler 1. **FF:** S. Phillips 1. **FR:** S. Cooper 1.

GAME 16 – Titans 17, Seahawks 13
Sunday, Jan. 3, 2010 • Qwest Field

Chris Johnson became only the sixth player in NFL history to rush for over 2,000 yards in a single season. Johnson finished the day with 134 rushing yards, moving him ahead of O.J. Simpson for fifth place all-time for the most rushing yards in one campaign. Finishing the season with 2,006 yards, Johnson finished 591 yards ahead of Rams running back Steven Jackson, becoming only the second player since the NFL merger to finish 590 or more yards ahead of the second leading rusher. This was the 11th consecutive game Johnson rushed for more than 100 yards. Johnson also surpassed Earl Campbell's franchise single-season rushing record set in 1980 (1,934 yards) and broke Marshall Faulk's NFL record of most yards from scrimmage in one season, finishing with 2,509 combined yards. With his performance on Sunday, Johnson became the first running back in NFL history to record 2,000 rushing yards and 500 receiving yards in the same season. With the victory over Seattle, the Titans went 8-2 in their final 10 games and became the first team in NFL history to finish with a .500 record after an 0-6 start.

Tennessee.....	7	0	3	7	0	17
Seattle.....	0	7	3	3	0	13

TEAM	SCORING PLAY	QTR-REMAIN
Tenn.	C. Johnson 6 yd. run (R. Bironas kick)	1-7:56
Sea.	J. Carlson 6 yd. pass from M. Hasselbeck (O. Mare kick)	2-9:41
Sea.	O. Mare 35 yd. field goal	3-11:29
Tenn.	R. Bironas 47 yd. field goal	3-4:40
Sea.	O. Mare 20 yd. field goal	4-12:29
Tenn.	C. Johnson 1 yd. run (R. Bironas kick)	4-4:33

Attendance: 67,002

	Seahawks	Titans
First downs	16	19
3rd-down conversion-att	4-13-31%	6-14-43%
4th-down conversion-att	0-1-0%	2-2-100%
Total yards	309	304
Rushing yards	140	133
Passing yards	169	171
Passes-comp.-Int.	31-16-1	28-17-1
Sacked-yards	3-23	0-0
Punts-avg.	6-34.5	4-53.5
Punt return yards	8	24
Kickoff return yards	51	73
Fumbles-lost	1-0	1-1
Penalties-yards	5-40	9-76
Field goals made-att	2-2	1-2
Time of possession	27:38	32:22

RUSHING									
SEAHAWKS	Att	Yds	Lg	TD	TITANS	Att	Yds	Lg	TD
J. Forsett	10	74	24	0	C. Johnson	36	134	12	2
J. Jones	14	61	17	0	L. White	1	1	1	0
M. Hasselbeck	2	5	6	0	V. Young	2	-2	-1	0
TOTALS	26	140	24	0	TOTALS	39	133	12	2

PASSING									
SEAHAWKS	Att	Com	Yds	TD-I	TITANS	Att	Com	Yds	TD-I
M. Hasselbeck	30	15	175	1-1	V. Young	28	17	171	0-1
S. Wallace	1	1	17	0-0					
TOTALS	31	16	192	1-1	TOTALS	28	17	171	0-1

RECEIVING									
SEAHAWKS	Rec	Yds	Lg	TD	TITANS	Rec	Yds	Lg	TD
D. Branch	4	77	35	0	N. Washington	6	83	29	0
T. Houshmandzadeh	3	66	25	0	J. Gage	4	38	13	0
J. Forsett	2	14	10	0	C. Johnson	3	20	10	0
J. Carlson	2	14	8	1	B. Scaife	2	14	7	0
J. Griffith	2	9	8	0	K. Britt	1	14	14	0
B. Obomanu	1	7	7	0	A. Hall	1	2	2	0
J. Jones	1	3	3	0					
L. Rankin	1	2	2	0					
TOTALS	16	192	35	1	TOTALS	17	171	29	0

INDIVIDUAL DEFENSE

(Titans - Coaching Stats; Opponents - Press Box Stats)

TITANS – Leading Tacklers: Tulloch 10-8-2, Griffin 10-8-2. **Sacks:** Griffin 1, Hope 1, Marks 1. Int.: McRath 1. **FF:** Hope 1. **FR:** None.

SEAHAWKS – Leading Tacklers: Hawthorne 9-8-1, Grant 9-7-2. **Sacks:** None. Int: Grant 1. **FF:** Herring 1. **FR:** Grant 1.



2010 MEDIA GUIDE

Records

PRO BOWL LEADERS

All-Pro Seasons*

Bruce Matthews, 7
 Tony Banfield, 3
 Charles Hennigan, 3
 Al Jamison, 3
 Bob Talamini, 3
 George Webster, 3
 Robert Brazile, 2
 Miller Farr, 2
 Don Floyd, 2
 Leon Gray, 2
 Mike Munchak, 2



OL Bruce Matthews

Pro Bowl Seasons#

Bruce Matthews, 14
 Mike Munchak, 9
 Elvin Bethea, 8
 Robert Brazile, 7
 Warren Moon, 6
 Bob Talamini, 6
 Earl Campbell, 5
 Ray Childress, 5
 Charles Hennigan, 5
 Ken Houston, 5
 Blaine Bishop, 4
 Curley Culp, 4
 Eddie George, 4
 Tony Banfield, 3
 George Blanda, 3
 Miller Farr, 3
 Fred Glick, 3
 Ed Husmann, 3
 Haywood Jeffires, 3
 Jevon Kearse, 3

Steve McNair, 3
 Jim Norton, 3
 Bob Schmidt, 3
 George Webster, 3
 Frank Wycheck, 3



G Mike Munchak

Consecutive Pro Bowl Seasons#

Bruce Matthews, 14
 Robert Brazile, 7
 Mike Munchak, 7
 Warren Moon, 6
 Bob Talamini, 6
 Charlie Hennigan, 5

Earl Campbell, 4
 Ray Childress, 4
 Curley Culp, 4
 Eddie George, 4
 Tony Banfield, 3
 Blaine Bishop, 3
 George Blanda, 3
 Miller Farr, 3
 Fred Glick, 3
 Ed Husmann, 3
 Haywood Jeffires, 3
 Jevon Kearse, 3
 Bob Schmidt, 3
 George Webster, 3
 Frank Wycheck, 3

* Associated Press
 # AFL All-Star
 Game (1962-70);
 AFC-NFC Pro
 Bowl (1971-2008)

ALL-TIME LEAGUE LEADERS

Rushing

2009: Chris Johnson, 358-2,006
 1980: Earl Campbell, 373-1,934
 1979: Earl Campbell, 368-1,697
1978: Earl Campbell, 302-1,450
 1961: Billy Cannon, 200-948

Passing Touchdowns

1990: Warren Moon, 33
 1961: George Blanda, 36

Passer Rating

2003: Steve McNair, 100.4

Receptions

1991: Haywood Jeffires, 100
 1964: Charles Hennigan, 101

Receiving Yards

1975: Ken Burrough, 1,063
 1964: Charles Hennigan, 1,546
 1961: Charles Hennigan, 1,746

Touchdowns

1979: Earl Campbell, 19 (19r)
 1961: Bill Groman, 18 (1r, 17p)

Interceptions

1979: Mike Reinfeldt, 12
 1967: Miller Farr, 10
 1965: W.K. Hicks, 9
 1963: Fred Glick, 12

Punting

1998: Craig Hentrich, 47.2
 1993: Greg Montgomery, 45.6
 1992: Greg Montgomery, 46.9

Punt Returns

2006: Pacman Jones, 12.9
 1977: Billy Johnson, 15.4
 1975: Billy Johnson, 15.3
 1964: Bobby Jancik, 18.3

Kickoff Returns

1967: Zeke Moore, 28.9
 1963: Bobby Jancik, 29.3
1962: Bobby Jancik, 30.3
 1960: Ken Hall, 31.3

(**Bold** denotes rookie)

ALL-TIME TEAM LEADERS

(**Bold** denotes rookie)

CAREER RUSHING

PLAYER	YEARS	ATT.	YDS.	AVG.	LG	TD
1. Eddie George	1996-03	2,733	10,009	3.7	76	64
2. Earl Campbell	1978-84	1,979	8,574	4.3	81t	73
3. Lorenzo White	1988-94	1,000	4,079	4.1	44	29
4. Hoyle Granger	1966-70, 72	773	3,514	4.5	69t	18
5. Steve McNair (QB)	1995-05	614	3,439	5.6	71t	36
6. Mike Rozier	1985-90	910	3,426	3.8	41	27
7. Charles Tolar	1960-66	907	3,277	3.6	40	21
8. Chris Johnson	2008-09	609	3,234	5.3	91t	23
9. Ronnie Coleman	1974-81	700	2,769	4.0	46t	16
10. Chris Brown	2003-07	643	2,757	4.3	52	16

ALL-TIME LEADERS

SEASON RUSHING

PLAYER	YEAR	ATT.	YDS.	AVG.	LG	TD
1. Chris Johnson	2009	358	2,006	5.6	91t	14
2. Earl Campbell	1980	373	1,934	5.2	55t	13
3. Earl Campbell	1979	368	1,697	4.6	61t	19
4. Eddie George	2000	403	1,509	3.7	35t	14
5. Earl Campbell	1978	302	1,450	4.8	81t	13
6. Eddie George	1997	357	1,399	3.9	30	6
7. Earl Campbell	1981	361	1,376	3.9	43	10
8. Eddie George	1996	335	1,368	4.1	76	8
9. Eddie George	1999	320	1,304	3.9	40	9
10. Earl Campbell	1983	322	1,301	4.0	42	12

CAREER PASSING

PLAYER	YEARS	ATT.	COMP.	YDS.	PCT.	AVG.	TD	INT	RTG
1. Warren Moon	1984-93	4,546	2,632	33,685	57.9	7.4	196	166	80.4
2. Steve McNair	1995-05	3,871	2,305	27,141	59.5	7.0	156	103	83.3
3. George Blanda	1960-66	2,784	1,347	19,149	48.4	6.9	165	189	62.5
4. Dan Pastorini	1971-79	2,767	1,426	16,846	51.5	6.1	96	139	61.0
5. Vince Young	2006-09	1,034	596	6,843	57.6	6.6	32	39	72.3
6. Ken Stabler	1980-81	739	458	5,190	62.0	7.0	27	46	69.2
7. Pete Beathard	1967-69	824	379	5,128	46.0	6.2	26	51	51.1
8. Kerry Collins	2006-09	803	453	4,981	56.4	6.2	19	21	71.9
9. Chris Chandler	1995-96	676	409	4,559	60.5	6.7	33	21	83.9
10. Cody Carlson	1987-94	659	370	4,469	56.1	6.8	21	28	70.0

SEASON PASSING

PLAYER	YEAR	YDS.	ATT.	COMP.	TD	INT
1. Warren Moon	1991	4,690	655	404	23	21
2. Warren Moon	1990	4,689	584	362	33	13
3. Warren Moon	1989	3,631	464	280	23	14
4. Warren Moon	1986	3,489	488	256	13	26
5. Warren Moon	1993	3,485	520	303	21	21
6. Steve McNair	2002	3,387	492	301	22	15
7. Steve McNair	2001	3,350	431	264	21	12
8. Warren Moon	1984	3,338	450	259	12	14
9. George Blanda	1961	3,330	362	187	36	22
10. George Blanda	1964	3,282	505	262	17	27

CAREER RECEPTIONS

PLAYER	YEARS	REC.	YDS.	AVG.	LG	TD
1. Ernest Givins	1986-94	542	7,935	14.6	83t	46
2. Haywood Jeffires	1987-95	515	6,119	11.9	87t	47
3. Frank Wycheck (TE)	1995-03	482	4,958	10.3	42	27
4. Drew Hill	1985-91	480	7,477	15.6	81t	47
5. Derrick Mason	1997-04	453	6,114	13.5	71t	37
6. Charles Hennigan	1960-66	410	6,823	16.6	80t	51
7. Ken Burrough	1971-81	408	6,907	16.9	85t	47
8. Curtis Duncan	1987-93	322	3,935	12.2	72	20
9. Drew Bennett	2001-06	273	4,033	14.8	55	25
10. Eddie George (RB)	1996-03	259	2,144	8.3	54	10

SEASON RECEPTIONS

PLAYER	YEAR	NO.
1. Charles Hennigan	1964	101
2. Haywood Jeffires	1991	100
3. Derrick Mason	2004	96
4. Derrick Mason	2003	95
5. Drew Hill	1991	90
Haywood Jeffires	1992	90
7. Tim Smith	1983	83
8. Charles Hennigan	1961	82
Curtis Duncan	1992	82
10. Butch Woolfolk (RB)	1985	80
Drew Bennett	2004	80

ALL-TIME TEAM LEADERS

CAREER RECEIVING YARDS

PLAYER	YEARS	YDS.
1. Ernest Givins	1986-94	7,935
2. Drew Hill	1985-91	7,477
3. Ken Burrough	1971-81	6,907
4. Charles Hennigan	1960-66	6,823
5. Haywood Jeffires	1987-95	6,119
6. Derrick Mason	1997-04	6,114
7. Frank Wycheck (TE)	1995-03	4,958
8. Drew Bennett	2001-06	4,033
9. Curtis Duncan	1987-93	3,935
10. Chris Sanders	1995-02	3,285

SEASON RECEIVING YARDS

PLAYER	YEAR	YDS.
1. Charles Hennigan	1961	1,746
2. Charles Hennigan	1964	1,546
3. Bill Groman	1960	1,473
4. Derrick Mason	2003	1,303
5. Drew Bennett	2004	1,247
6. Haywood Jeffires	1991	1,181
7. Tim Smith	1983	1,176
8. Derrick Mason	2004	1,168
9. Tim Smith	1984	1,141
Drew Hill	1988	1,141

CAREER SCORING

PLAYER	YEARS	TD	RU.	REC.	RT.	FG	PAT	TP
1. Al Del Greco	1991-00	0	0	0	0	246	322	1,060
2. George Blanda	1960-66	4	4	0	0	91	301	598
3. Rob Bironas	2005-09	0	0	0	0	136	167	575
4. Tony Zendejas	1985-90	0	0	0	0	117	197	548
5. Eddie George	1996-03	74	64	10	0	0	6	450
6. Earl Campbell	1978-84	73	73	0	0	0	0	438
7. Toni Fritsch	1977-81	0	0	0	0	81	149	392
8. Skip Butler	1972-77	0	0	0	0	70	120	330
9. Charles Hennigan	1960-66	51	0	51	0	0	0	306
10. Ken Burrough	1971-81	48	1	47	0	0	0	288
Ernest Givins	1986-94	48	1	46	1	0	0	288
Haywood Jeffires	1987-95	47	0	47	0	0	6	288

SEASON SCORING

PLAYER	YEAR	TD	PAT	FG	TP
1. Al Del Greco	1998	0	28	36	136
2. Rob Bironas	2007	0	28	35	133
3. Al Del Greco	1996	0	35	32	131
4. Rob Bironas	2008	0	29	40	127
5. Al Del Greco	1993	0	39	29	126
6. Gary Anderson	2003	0	42	27	123
7. Rob Bironas	2009	0	37	27	118
Al Del Greco	2000	0	37	27	118
9. George Blanda	1960	4	46	15	115
Tony Zendejas	1989	0	40	25	115

CAREER KICKOFF RETURNS

PLAYER	YEARS	NO.	YDS.	AVG.	LG	TD
1. Bobby Jancik	1962-67	158	4,185	26.5	61	0
2. Derrick Mason	1997-04	156	3,496	22.4	101t	1
3. Carl Roaches	1980-84	150	3,276	21.8	97t	2
4. Billy Johnson	1974-80	121	2,902	24.0	81t	2
5. Mel Gray	1995-97	111	2,592	23.3	88	0
6. Pacman Jones	2005-06	63	1,648	26.2	85	0
7. Zeke Moore	1967-77	64	1,618	25.3	92t	1
8. Willie Drewrey	1985-88, '93	75	1,581	21.1	50	0
9. Allen Pinkett	1986-91	80	1,577	19.7	48	0
10. Jerry LeVias	1969-70	64	1,538	24.0	87	0

SEASON KICKOFF RETURNS (Avg.)

PLAYER	YEAR	NO.	YDS.	AVG.	LG	TD
1. Ken Hall	1960	19	594	31.3	104t	1
2. Bobby Jancik	1962	24	726	30.3	61	0
3. Bobby Jancik	1963	45	1,315	29.3	53	0
4. Zeke Moore	1967	14	405	28.9	92t	1
5. Chris Carr	2008	35	984	28.1	52	0
6. Carl Roaches	1981	28	769	27.5	96t	1
7. Billy Johnson	1974	29	785	27.1	67	0
8. Derrick Mason	2000	42	1,132	27.0	66	0
9. Bob Gresham	1973	27	723	26.8	103t	1
10. Ode Burrell	1964	17	449	26.4	93t	1

ALL-TIME LEADERS

CAREER PUNT RETURNS (Yds.)

PLAYER	YEARS	NO.	YDS.	AVG.	LG	TD
1. Billy Johnson	1974-80	155	2,040	13.2	87t	5
2. Derrick Mason	1997-04	182	1,590	8.7	69t	2
3. Carl Roaches	1980-84	151	1,095	7.3	68	0
4. Willie Drewrey	1985-88, 93	104	771	7.4	25	0
5. Pacman Jones	2005-06	63	712	11.3	90	4
6. Bobby Jancik	1962-67	67	695	10.4	82t	1
7. Mel Gray	1995-97	69	652	9.4	40	0
8. Jerry LeVias	1969-70	60	505	8.4	38	0
9. Kenny Johnson	1986-89	73	488	6.7	26	0
10. Ernest Givins	1986-94	56	397	7.1	78t	1

SEASON PUNT RETURNS (Avg.)

PLAYER	YEAR	NO.	YDS.	AVG.	LG	TD
1. Billy Johnson	1977	35	539	15.4	87t	2
2. Billy Johnson	1975	40	612	15.3	83t	3
3. Billy Johnson	1974	30	409	13.6	49	0
4. Derrick Mason	2000	51	662	13.0	69t	1
5. Pacman Jones	2006	34	440	12.9	90t	3
6. Justin McCareins	2003	29	330	11.4	58t	1
7. Billy Johnson	1976	38	403	10.6	46	0
8. Mel Gray	1995	30	303	10.1	20	0
Chris Carr	2008	32	323	10.1	44	0
10. Chris Davis	2007	31	293	9.5	39	0

CAREER INTERCEPTIONS

PLAYER	YEARS	NO.	YDS.	AVG.	LG	TD
1. Jim Norton	1960-68	45	592	13.2	56	1
2. Cris Dishman	1988-96	31	348	11.2	43	1
3. Freddy Glick	1961-66	30	379	12.6	41	1
4. Tony Banfield	1960-65	27	224	8.3	58	0
W.K. Hicks	1964-69	27	457	16.9	62	0
Darryll Lewis	1991-98	27	540	20.0	98	5
7. Mike Reinfeldt	1976-83	26	375	14.4	39	0
8. Ken Houston	1967-72	25	650	26.0	78	9
9. Zeke Moore	1967-77	24	444	18.5	74	2
10. Samari Rolle	1998-04	23	349	15.9	81t	1
Willie Alexander	1971-79	23	379	16.5	95t	1

SEASON INTERCEPTIONS

PLAYER	YEAR	NO.	YDS.	AVG.	LG	TD
1. Mike Reinfeldt	1979	12	205	17.1	39	0
Fred Glick	1963	12	180	15.0	45	1
3. Miller Farr	1967	10	264	26.4	67	3
4. Ken Houston	1971	9	220	24.4	48t	4
W.K. Hicks	1965	9	156	17.3	31	0
Jim Norton	1961	9	150	16.7	36	0
7. Pete Jaquess	1964	8	141	17.6	98t	1
Richard Johnson	1990	8	100	12.5	35	1
Jim Norton	1962	8	75	9.4	36	0
10. Marcus Robertson	1993	7	137	19.6	69	0
Michael Griffin	2008	7	172	24.6	83t	1
Samari Rolle	2000	7	140	20.0	81t	1
Jack Tatum	1980	7	100	14.3	35	0

CAREER SACKS

PLAYER	YEARS	NO.
1. Elvin Bethea	1968-83	105.0
2. Ray Childress	1985-95	74.5
3. Jesse Baker	1979-87	66.0
4. William Fuller	1986-93	59.0
5. Sean Jones	1988-93	57.5
6. Jevon Kearse	1999-03, 08-09	51.0
7. Robert Brazile	1975-84	48.0
8. Ted Washington	1973-82	45.0
9. Kyle Vanden Bosch	2005-09	38.5
10. Curley Culp	1974-80	31.0

SEASON QB SACKS

PLAYER	YEAR	NO.
1. Elvin Bethea	1973	17.0
2. Jesse Baker	1979	15.5
3. William Fuller	1991	15.0
4. Elvin Bethea	1976	14.5
Jevon Kearse	1999	14.5
6. Elvin Bethea	1971	13.0
Ray Childress	1992	13.0
Sean Jones	1993	13.0
9. Sean Jones	1990	12.5
Kyle Vanden Bosch	2005	12.5

ALL-TIME LEADERS

<i>CAREER TACKLES (SINCE 1974)</i>		
PLAYER	YEAR	NO.
1. Gregg Bingham	1973-84	1,970
2. Robert Brazile	1975-84	1,281
3. Keith Bulluck	2000-09	1,265
4. Ted Washington	1973-82	907
5. Al Smith	1987-96	877
6. John Grimsley	1984-90	836
7. Blaine Bishop	1993-01	788
8. Ray Childress	1985-95	784
9. Steve Kiner	1974-78	738
10. Marcus Robertson	1991-00	700

<i>SEASON TACKLES (SINCE 1974)</i>		
PLAYER	YEAR	NO.
1. Gregg Bingham	1978	223
2. Gregg Bingham	1980	212
3. Gregg Bingham	1974	206
4. Gregg Bingham	1979	203
5. John Grimsley	1986	199
6. Robert Abraham	1984	198
7. Gregg Bingham	1976	191
8. Gregg Bingham	1977	190
9. Gregg Bingham	1975	185
Robert Brazile	1978	185

<i>SEASON PUNTING</i>						
PLAYER	YEAR	NO.	YDS.	AVG.	LG	BLK
1. Craig Hentrich	1998	69	3,258	47.2	71	0
2. Greg Montgomery	1992	53	2,487	46.9	66	2
3. Greg Montgomery	1993	54	2,462	45.6	77	0
4. Greg Montgomery	1990	34	1,530	45.0	60	0
5. Reggie Roby	1996	67	2,973	44.4	68	1
6. Jim Norton	1965	84	3,711	44.2	65	0
7. Craig Hentrich	2003	71	3,117	43.9	58	0
8. Greg Montgomery	1991	48	2,105	43.9	60	2
9. Greg Montgomery	1989	56	2,422	43.3	63	2
10. Craig Hentrich	2005	78	3,371	43.2	59	0

YEAR-BY-YEAR-LEADERS

<i>RUSHING (Bold denotes rookie)</i>						
Year	Player	Att.	Yds.	Avg.	LG	TD
1960	Billy Cannon	152	644	4.2	39	1
1961	Billy Cannon	200	948	4.7	61t	6
1962	Charles Tolar	244	1,012	4.1	25	7
1963	Charles Tolar	194	659	3.4	33	3
1964	Sid Blanks	145	756	5.2	91t	6
1965	Ode Burrell	130	528	4.1	63	3
1966	Ode Burrell	122	406	3.3	45	0
1967	Hoyle Granger	236	1,194	5.1	67t	6
1968	Hoyle Granger	202	848	4.2	47	7
1969	Hoyle Granger	186	740	4.0	23	3
1970	Joe Dawkins	124	517	4.2	49t	2
1971	Robert Holmes	112	323	2.9	31	4
1972	Fred Willis	134	461	3.4	43	0
1973	Fred Willis	171	579	3.4	25	4
1974	Willie Rodgers	122	413	3.4	20	5
1975	Ronnie Coleman	175	790	4.5	46t	5
1976	Ronnie Coleman	171	684	4.0	39	2
1977	Ronnie Coleman	185	660	3.6	22	5
1978	Earl Campbell	302	1,450	4.8	81t	13
1979	Earl Campbell	368	1,697	4.6	61t	19
1980	Earl Campbell	373	1,934	5.2	55t	13
1981	Earl Campbell	361	1,376	3.9	43	10
1982	Earl Campbell	157	538	3.4	22	2
1983	Earl Campbell	322	1,301	4.0	42	12
1984	Larry Moriarty	189	785	4.2	51	6
1985	Mike Rozier	133	462	3.5	30	8
1986	Mike Rozier	199	662	3.3	19t	4
1987	Mike Rozier	229	957	4.2	41	3
1988	Mike Rozier	251	1,002	4.0	28	10
1989	Alonzo Highsmith	128	531	4.1	25	4
1990	Lorenzo White	168	702	4.2	22	8

YEAR-BY-YEAR LEADERS

1991	Allen Pinkett	171	720	4.2	32	9
1992	Lorenzo White	265	1,226	4.6	44	7
1993	Gary Brown	195	1,002	5.1	26	6
1994	Lorenzo White	191	757	4.0	33	3
1995	Rodney Thomas	251	947	3.8	74t	5
1996	Eddie George	335	1,368	4.1	76	8
1997	Eddie George	357	1,399	3.9	30	6
1998	Eddie George	348	1,294	3.7	37t	5
1999	Eddie George	320	1,304	4.1	40	9
2000	Eddie George	403	1,509	3.7	35t	14
2001	Eddie George	315	939	3.0	27	5
2002	Eddie George	343	1,165	3.4	35	12
2003	Eddie George	312	1,031	3.3	27	5
2004	Chris Brown	220	1,067	4.9	52	6
2005	Chris Brown	224	851	3.8	38t	5
2006	Travis Henry	270	1,211	4.5	70t	7
2007	LenDale White	303	1,110	3.7	28	7
2008	Chris Johnson	251	1,228	4.9	66t	9
2009	Chris Johnson	358	2,006	5.6	91t	14

PASSING

<u>Year</u>	<u>Player</u>	<u>Att.</u>	<u>Comp.</u>	<u>Yds.</u>	<u>Pct.</u>	<u>TD</u>	<u>Int.</u>	<u>Avg.</u>
1960	George Blanda	363	169	2,413	46.6	24	22	6.7
1961	George Blanda	362	187	3,330	51.7	36	22	9.2
1962	George Blanda	418	197	2,810	47.1	27	42	6.7
1963	George Blanda	423	224	3,003	52.9	24	25	7.0
1964	George Blanda	505	262	3,282	51.9	17	27	6.4
1965	George Blanda	442	186	2,542	42.1	20	30	5.8
1966	George Blanda	271	122	1,764	45.0	17	21	6.4
1967	Pete Beathard	231	94	1,114	40.7	9	14	4.8
1968	Pete Beathard	223	105	1,559	47.1	7	16	6.9
1969	Pete Beathard	370	180	2,455	48.6	10	21	6.4
1970	Charley Johnson	281	144	1,652	51.2	7	12	5.9
1971	Dan Pastorini	270	127	1,702	47.0	7	21	6.3
1972	Dan Pastorini	299	144	1,711	48.2	7	11	5.7
1973	Dan Pastorini	290	154	1,482	53.1	5	17	5.1
1974	Dan Pastorini	247	140	1,571	56.7	10	10	6.4
1975	Dan Pastorini	342	163	2,053	47.7	14	16	6.0
1976	Dan Pastorini	309	167	1,785	53.5	10	10	5.7
1977	Dan Pastorini	319	169	1,987	53.0	13	18	6.2
1978	Dan Pastorini	368	199	2,473	54.1	16	17	6.7
1979	Dan Pastorini	324	163	2,090	50.3	14	18	6.5
1980	Ken Stabler	454	293	3,202	64.5	13	28	7.0
1981	Ken Stabler	285	165	1,988	57.9	14	18	6.9
1982	Archie Manning	125	66	877	52.8	6	6	7.0
1983	Oliver Luck	217	124	1,375	57.1	8	13	6.3
1984	Warren Moon	450	259	3,338	57.6	12	14	7.4
1985	Warren Moon	377	200	2,709	53.1	15	19	7.2
1986	Warren Moon	488	256	3,489	52.5	13	26	7.2
1987	Warren Moon	368	184	2,806	50.0	21	18	7.6
1988	Warren Moon	294	160	2,327	54.4	17	8	7.9
1989	Warren Moon	464	280	3,631	60.3	23	14	7.8
1990	Warren Moon	584	362	4,689	62.0	33	13	8.0
1991	Warren Moon	655	404	4,690	61.7	23	21	7.2
1992	Warren Moon	346	224	2,521	64.7	18	12	7.3
1993	Warren Moon	520	303	3,485	58.3	21	21	6.7
1994	Billy Joe Tolliver	240	121	1,287	50.4	6	7	5.4
1995	Chris Chandler	356	225	2,460	63.2	17	10	6.9
1996	Chris Chandler	320	184	2,099	57.5	16	11	6.6
1997	Steve McNair	415	216	2,665	52.0	14	13	6.4
1998	Steve McNair	492	289	3,228	58.7	15	10	6.5

YEAR-BY-YEAR LEADERS

1999	...Steve McNair	331	187	2,179	56.5	12	8	6.6
2000	...Steve McNair	396	248	2,847	62.6	15	13	7.2
2001	...Steve McNair	431	264	3,350	61.3	21	12	7.8
2002	...Steve McNair	492	301	3,387	61.2	22	15	6.9
2003	...Steve McNair	400	250	3,215	62.5	24	7	8.0
2004	...Billy Volek	357	218	2,486	61.1	18	10	7.0
2005	...Steve McNair	476	292	3,161	61.3	16	11	6.6
2006	... Vince Young	357	184	2,199	51.5	12	13	6.2
2007	...Vince Young	382	238	2,546	62.3	9	17	6.7
2008	...Kerry Collins	415	242	2,676	58.3	12	7	6.5
2009	...Vince Young	259	152	1,879	58.7	10	7	7.3

RECEIVING

Year	Player	Rec.	Yds	Avg.	LG	TD
1960Bill Groman	72	1,473	20.5	80t	12
1961Charles Hennigan	82	1,746	21.3	80t	12
1962Charles Hennigan	54	867	16.1	75t	8
1963Charles Hennigan	61	1,051	17.2	83t	10
1964Charles Hennigan	101	1,546	15.3	53t	8
1965Ode Burrell (RB)	55	650	11.8	52t	4
1966Charles Frazier	57	1,129	19.8	79t	12
1967Hoyle Granger (RB)	31	300	9.6	43	3
1968Alvin Reed (TE)	46	747	16.2	60	5
1969Alvin Reed (TE)	51	664	13.0	43	2
1970Alvin Reed (TE)	47	604	12.9	34	2
1971Jim Beirne	38	550	14.5	40	1
1972Fred Willis (RB)	45	297	6.6	27	2
1973Fred Willis (RB)	57	371	6.5	50	1
1974Ken Burrough	36	492	13.7	51	2
1975Ken Burrough	53	1,063	20.1	77t	8
1976Ken Burrough	51	932	18.2	69	7
1977Ken Burrough	43	816	19.0	85t	8
1978Ken Burrough	47	624	13.3	44	2
1979Ken Burrough	40	752	18.8	55t	6
1980Mike Barber (TE)	59	712	12.1	79t	5
1981Ken Burrough	40	668	16.7	71t	7
1982Dave Casper (TE)	36	573	15.9	38	6
1983Tim Smith	83	1,176	14.2	47t	6
1984Tim Smith	69	1,141	16.5	75t	4
1985Butch Woolfolk (RB)	80	814	10.2	80t	4
1986Drew Hill	65	1,112	17.1	81t	5
1987Ernest Givins	53	933	17.6	83t	6
1988Drew Hill	72	1,141	15.8	57t	10
1989Drew Hill	66	938	14.2	50	8
1990Haywood Jeffires	74	1,048	14.2	87t	8
Drew Hill	74	1,019	13.8	57	5
1991Haywood Jeffires	100	1,181	11.8	44	7
1992Haywood Jeffires	90	913	10.1	47	9
1993Webster Slaughter	77	904	11.7	41	5
1994Webster Slaughter	68	846	12.4	57	2
Haywood Jeffires	68	783	11.5	50	6
1995Haywood Jeffires	61	684	11.2	35t	8
1996Frank Wycheck (TE)	53	511	9.6	29	6
1997Frank Wycheck (TE)	63	748	11.9	42	4
1998Frank Wycheck (TE)	70	768	11.0	38	2
1999Frank Wycheck (TE)	69	641	9.3	35	2
2000Frank Wycheck (TE)	70	636	9.1	26	4
2001Derrick Mason	73	1,128	15.5	71t	9
2002Derrick Mason	79	1,012	12.8	40	5
2003Derrick Mason	95	1,303	13.7	50t	8
2004Derrick Mason	96	1,168	12.2	37t	7

YEAR-BY-YEAR LEADERS

2005	Drew Bennett	58	738	12.7	55t	4
2006	Drew Bennett	46	737	16.0	39	3
2007	Justin Gage	55	750	13.6	73	2
	Roydell Williams	55	719	13.1	48	4
2008	Bo Scaife (TE)	58	561	9.7	44	2
2009	Chris Johnson (RB)	50	503	10.1	69t	2

SCORING

<u>Year</u>	<u>Player</u>	<u>TD</u>	<u>PAT</u>	<u>FG</u>	<u>TP</u>
1960	George Blanda	4	46	15	115
1961	George Blanda	0	64	16	112
1962	George Blanda	0	48	11	81
1963	George Blanda	0	37	9	64
1964	George Blanda	0	38	13	76
1965	George Blanda	0	28	11	61
1966	George Blanda	0	39	16	87
1967	John Wittenborn	0	30	14	72
1968	Wayne Walker	0	26	8	50
1969	Roy Gerela	0	29	19	86
1970	Roy Gerela	0	23	18	77
1971	Mark Moseley	0	25	16	73
1972	Skip Butler	0	12	16	51
1973	Skip Butler	0	15	21	66
1974	Skip Butler	0	29	9	56
1975	Skip Butler	0	31	18	85
1976	Skip Butler	0	24	16	72
1977	Toni Fritsch	0	19	12	55
1978	Earl Campbell (RB)	13	0	0	78
1979	Earl Campbell (RB)	19	0	0	114
1980	Toni Fritsch	0	26	19	83
1981	Toni Fritsch	0	32	15	77
1982	Dave Casper (TE)	6	0	0	36
1983	Florian Kempf	0	33	17	84
1984	Joe Cooper	0	13	11	46
1985	Tony Zendejas	0	29	21	92
1986	Tony Zendejas	0	28	22	94
1987	Tony Zendejas	0	32	20	92
1988	Tony Zendejas	0	48	22	114
1989	Tony Zendejas	0	40	25	115
1990	Lorenzo White (RB)	12	0	0	72
1991	Ian Howfield	0	25	13	64
1992	Al Del Greco	0	41	21	104
1993	Al Del Greco	0	39	29	126
1994	Al Del Greco	0	18	16	66
1995	Al Del Greco	0	33	27	114
1996	Al Del Greco	0	35	32	131
1997	Al Del Greco	0	32	27	113
1998	Al Del Greco	0	28	36	136
1999	Al Del Greco	0	43	21	106
2000	Al Del Greco	0	37	27	118
2001	Joe Nedney	0	34	20	94
2002	Joe Nedney	0	36	25	111
2003	Gary Anderson	0	42	27	123
2004	Gary Anderson	0	37	17	88
2005	Rob Bironas	0	30	23	99
2006	Rob Bironas	0	32	22	98
2007	Rob Bironas	0	28	35	133
2008	Rob Bironas	0	40	29	127
2009	Rob Bironas	0	37	27	118

YEAR-BY-YEAR LEADERS

KICKOFF RETURNS

Year	Player	No.	Yds	Avg.	LG	TD
1960	Ken Hall	19	594	31.3	104t	1
1961	Billy Cannon	18	439	24.4	47	0
1962	Bobby Jancik	24	726	30.3	61	0
1963	Bobby Jancik	45	1,315	29.3	53	0
1964	Ode Burrell	17	449	26.4	93t	1
1965	Bobby Jancik	18	430	23.9	43	0
1966	Bobby Jancik	34	875	25.7	53	0
1967	Zeke Moore	14	405	28.9	92	1
1968	Zeke Moore	32	787	24.6	45	0
1969	Jerry LeVias	38	940	24.7	87	0
1970	Jerry LeVias	26	598	23.0	37	0
1971	Linzy Cole	32	834	26.1	45	0
1972	Willie Rodgers	17	335	19.7	31	0
1973	Bob Gresham	27	723	26.8	103t	1
1974	Billy Johnson	29	785	27.1	67	0
1975	Billy Johnson	33	798	24.2	81t	1
1976	Billy Johnson	26	579	22.2	53	0
1977	Billy Johnson	25	630	25.2	76t	1
1978	Johnnie Dirden	32	780	24.4	60	0
1979	Richard Ellender	24	514	21.4	35	0
1980	Carl Roaches	37	746	20.2	46	0
1981	Carl Roaches	28	769	27.5	96t	1
1982	Carl Roaches	21	441	21.0	45	0
1983	Steve Brown	31	795	25.6	93t	1
1984	Carl Roaches	30	679	22.6	49	0
1985	Willie Drewrey	26	642	24.7	52	0
1986	Willie Drewrey	25	500	20.0	32	0
	Allen Pinkett	26	519	20.0	48	0
1987	Curtis Duncan	28	546	19.5	62	0
1988	Leonard Harris	34	678	19.9	56	0
1989	Kenny Johnson	21	372	17.7	39	0
1990	Gerald McNeil	27	551	20.4	64	0
1991	Allen Pinkett	26	508	19.5	41	0
1992	Pat Coleman	14	290	20.7	28	0
1993	Willie Drewrey	15	293	19.5	34	0
1994	Todd McNair	23	481	20.9	44	0
1995	Mel Gray	53	1,183	22.3	54	0
1996	Mel Gray	50	1,224	24.5	88	0
1997	Derrick Mason	26	551	21.2	54	0
1998	Mike Archie	42	913	21.7	50	0
1999	Derrick Mason	41	805	19.6	41	0
2000	Derrick Mason	42	1,132	27.0	66	0
2001	Derrick Mason	34	748	22.0	101t	1
2002	John Simon	20	371	18.6	29	0
2003	Jake Schifino	35	703	20.1	39	0
2004	Jason McAddley	38	849	22.3	45	0
2005	Pacman Jones	43	1,127	26.2	85	0
2006	Bobby Wade	50	1,194	23.9	48	0
2007	Michael Griffin	18	422	23.4	48	0
2008	Chris Carr	35	984	28.1	52	0
2009	Kenny Britt	24	523	21.8	56	0

PUNT RETURNS

Year	Player	No.	Yds	Avg.	LG	TD
1960	Billy Cannon	4	96	24.0	51	0
1961	Billy Cannon	9	70	7.8	20	0
1962	Bobby Jancik	14	164	11.7	21	0
1963	Bobby Jancik	13	145	11.2	56	0

YEAR-BY-YEAR LEADERS

1964Bobby Jancik	14	220	15.7	82t	1
1965Bobby Jancik	12	85	7.1	25	0
1966Ode Burrell	8	76	9.5	29	0
1967Larry Carwell	9	154	17.1	54	0
1968Sid Blanks	22	179	8.1	39	0
1969Jerry LeVias	35	292	8.3	46	0
1970Jerry LeVias	25	213	8.5	33	0
1971Linzy Cole	14	107	7.6	31	0
1972Ken Houston	25	148	5.9	33	0
1973Jeff Severson	16	126	7.9	74	0
1974 Billy Johnson	30	409	13.6	49	0
1975Billy Johnson	40	612	15.3	83t	3
1976Billy Johnson	39	397	10.2	46	0
1977Billy Johnson	35	539	15.4	87t	2
1978Ronnie Coleman	16	142	8.9	32	0
1979 Richard Ellender	31	203	6.5	36	0
1980Carl Roaches	47	384	8.2	68	0
1981Carl Roaches	39	296	7.6	40	0
1982Carl Roaches	19	104	5.5	25	0
1983Carl Roaches	20	159	8.0	23	0
1984Carl Roaches	26	152	5.8	18	0
1985 Willie Drewrey	24	215	9.0	23	0
1986Willie Drewrey	25	262	7.7	25	0
1987Kenny Johnson	24	196	8.2	26	0
1988Kenny Johnson	30	170	5.7	16	0
1989Kenny Johnson	19	122	6.4	19	0
1990Gerald McNeil	30	172	5.7	26	0
1991Pat Coleman	22	138	6.3	24	0
1992Webster Slaughter	20	142	7.1	20	0
1993Willie Drewrey	41	275	6.7	18	0
1994Ernest Givins	37	210	5.7	78t	1
1995Mel Gray	30	303	10.1	20	0
1996Mel Gray	22	205	9.3	40	0
1997Mel Gray	17	144	8.5	30	0
1998Derrick Mason	31	228	7.4	25	0
1999Derrick Mason	26	225	8.7	65t	1
2000Derrick Mason	51	662	13.0	69t	1
2001Derrick Mason	20	128	6.4	20	0
2002 John Simon	13	113	8.7	30	0
2003Justin McCareins	29	330	11.4	58t	1
2004Derrick Mason	24	93	3.9	13	0
2005 Pacman Jones	29	272	9.4	52t	1
2006Pacman Jones	34	440	12.9	90t	3
2007 Chris Davis	31	293	9.5	39	0
2008Chris Carr	32	323	10.1	44	0
2009Alvin Pearman	11	112	10.2	18	0

INTERCEPTIONS

<u>Year</u>	<u>Player</u>	<u>No.</u>	<u>Yds</u>	<u>Avg.</u>	<u>LG</u>	<u>TD</u>
1960Mark Johnston (CB)	4	42	10.5	33	0
Dennit Morris (LB)	4	32	8.0	26	0
Julian Spence (S)	4	5	1.3	5	0
1961Jim Norton (S)	9	150	16.7	36	0
1962Jim Norton (S)	8	75	9.4	36	0
1963Fred Glick (S)	12	180	15.0	40	1
1964 Pete Jaquess (CB)	8	141	17.6	98t	1
1965W.K. Hicks (CB)	9	156	17.3	31	0
1966Jim Norton (S)	4	125	31.3	56	0
Fred Glick (S)	4	47	11.8	41	0
1967Miller Farr (CB)	10	264	26.4	67	3
1968Ken Houston (S)	5	160	32.0	66t	2

YEAR-BY-YEAR LEADERS

1969Miller Farr (CB)	6	48	8.0	35	0
1970Zeke Moore (CB)	6	85	14.2	32	0
1971Ken Houston (S)	9	220	24.4	48t	4
1972Bob Atkins (S)	2	37	18.5	34	0
	John Charles (S)	2	6	3.0	6	0
1973Guy Roberts (LB)	4	55	13.8	27	0
	Jeff Severson (S)	4	24	6.0	19	0
1974Bob Atkins (S)	6	85	14.2	36	0
1975Zeke Moore (CB)	5	137	27.4	74	0
1976C.L. Whittington (S)	5	103	20.6	50	0
1977Mike Reinfeldt (S)	5	78	15.6	30	0
1978Willie Alexander (CB)	5	51	10.2	29	0
1979Mike Reinfeldt (S)	12	205	17.1	39	0
1980Jack Tatum (S)	7	100	14.3	35	0
1981Greg Stemrick (CB)	3	94	31.3	38	0
	Carter Hartwig (DB)	3	78	26.0	36	0
1982Robert Brazile (LB)	1	31	31.0	31	0
	Gregg Bingham (LB)	1	8	8.0	8	0
	Vernon Perry (S)	1	8	8.0	8	0
1983Willie Tullis (DB)	5	65	13.0	44	0
1984Willie Tullis (DB)	4	48	12.0	22	0
1985Steve Brown (CB)	5	41	8.2	22	0
1986Allen Lyday (S)	3	24	8.0	24	0
	Patrick Allen (CB)	3	20	6.7	18	0
1987Keith Bostic (S)	6	-14	-2.3	7	0
1988Jeff Donaldson (S)	4	29	7.3	23	0
1989Steve Brown (CB)	5	54	10.8	41	0
1990Richard Johnson (CB)	8	100	12.5	35	1
1991Cris Dishman (CB)	6	61	10.2	43	0
1992Jerry Gray (CB)	6	24	4.0	22	0
1993Marcus Robertson (S)	7	137	19.6	69	0
1994Darryll Lewis (CB)	5	57	11.4	20	0
1995Darryll Lewis (CB)	6	145	24.2	98t	1
1996Darryll Lewis (CB)	5	103	20.6	53	1
1997Darryll Lewis (CB)	5	115	23.0	47t	1
	Marcus Robertson (S)	5	127	25.4	48	0
1998Darryll Lewis (CB)	4	40	10.0	33	0
1999Samari Rolle (CB)	4	65	16.3	30	0
2000Samari Rolle (CB)	7	140	20.0	81t	1
2001 Andre Dyson (CB)	3	36	12.0	36	0
	Samari Rolle (CB)	3	3	1.0	3	0
2002Lance Schulters (S)	6	56	9.3	28	0
2003Samari Rolle (CB)	6	141	23.5	52	0
2004Andre Dyson (CB)	6	135	22.5	44	0
2005 Reynaldo Hill (CB)	3	88	29.3	52t	1
2006Chris Hope (S)	5	105	21.0	61t	1
2007Keith Bulluck (LB)	5	63	12.6	35	0
2008Michael Griffin (S)	7	172	24.6	83t	1
2009Cortland Finnegan (CB)	5	194	38.8	80	1

TACKLES

<u>Year</u>	<u>Player</u>	<u>Solo</u>	<u>Assist</u>	<u>Total</u>
1974Gregg Bingham (LB)	128	78	206
1975Gregg Bingham (LB)	110	75	185
1976Gregg Bingham (LB)	100	91	191
1977Gregg Bingham (LB)	95	95	190
1978Gregg Bingham (LB)	109	114	223
1979Gregg Bingham (LB)	100	103	203
1980Gregg Bingham (LB)	112	100	212
1981Gregg Bingham (LB)	112	60	172
1982Daryl Hunt (LB)	61	24	85
1983Gregg Bingham (LB)	87	48	135

YEAR-BY-YEAR LEADERS

1984	Robert Abraham (LB)	106	92	198
1985	Avon Riley (LB)	80	67	147
1986	John Grimsley (LB)	112	87	199
1987	Al Smith (LB)	46	56	102
1988	John Grimsley (LB)	70	45	115
1989	John Grimsley (LB)	73	30	103
1990	Al Smith (LB)	78	26	104
1991	Al Smith (LB)	101	45	146
1992	Al Smith (LB)	70	52	122
1993	Al Smith (LB)	67	28	95
1994	Al Smith (LB)	97	45	142
1995	Blaine Bishop (S)	75	22	97
1996	Blaine Bishop (S)	73	36	100
1997	Barron Wortham (LB)	61	36	97
1998	Joe Bowden (LB)	88	57	145
1999	Blaine Bishop (S)	83	30	113
	Eddie Robinson (LB)	64	49	113
2000	Randall Godfrey (LB)	97	72	169
2001	Randall Godfrey (LB)	79	32	111
2002	Keith Bulluck (LB)	116	64	180
2003	Keith Bulluck (LB)	110	61	171
2004	Keith Bulluck (LB)	108	63	171
2005	Keith Bulluck (LB)	106	44	150
2006	Keith Bulluck (LB)	107	54	161
2007	David Thornton (LB)	97	43	140
2008	Keith Bulluck (LB)	83	37	120
2009	Stephen Tulloch (LB)	95	37	132

QB SACKS

Year	Player	No.	Year	Player	No.
1960	Don Floyd (DE)	.4	1986	Ray Childress (DE)	.5
1961	Doug Cline (LB)	.6	1987	Ray Childress (DE)	.6
1962	Ed Husmann (DT)	.10	1988	Ray Childress (DE)	.8.5
1963	Ed Husmann (DT)	.5		William Fuller (DE)	.8.5
	Gary Cutsinger (DE)	.5	1989	Ray Childress (DE)	.8.5
1964	Ed Husmann (DT)	.4	1990	Sean Jones (DE)	.12.5
	Don Floyd (DE)	.4	1991	William Fuller (DE)	.15
1965	Gary Cutsinger (DE)	.7	1992	Ray Childress (DE)	.13
1966	Gary Cutsinger (DE)	.5	1993	Sean Jones (DE)	.13
1967	George Rice (DT)	.6	1994	Lamar Lathon (DE)	.8.5
1968	Pat Holmes (DE)	.6	1995	Anthony Cook (DE)	.4.5
1969	Elvin Bethea (DE)	.14		Henry Ford (DE)	.4.5
1970	Elvin Bethea (DE)	.9.5	1996	Anthony Cook (DE)	.7.5
1971	Elvin Bethea (DE)	.13	1997	Kenny Holmes (DE)	.7
1972	Mike Tilleman (DT)	.12		Gary Walker (DT)	.7
1973	Elvin Bethea (DE)	.17	1998	Lonnie Marts (LB)	.4
1974	Ted Washington (LB)	.11	1999	Jevon Kearse (DE)	.14.5
1975	Curly Culp (DT)	.11.5	2000	Jevon Kearse (DE)	.11.5
1976	Elvin Bethea (DE)	.14.5	2001	Jevon Kearse (DE)	.10.0
1977	James Young (DE)	.7.5	2002	Kevin Carter (DE)	.10.0
1978	Elvin Bethea (DE)	.8	2003	Jevon Kearse (DE)	.9.5
1979	Jesse Baker (DE)	.15.5	2004	Kevin Carter (DE)	.6.0
1980	Mike Stensrud (DE)	.7	2005	Kyle Vanden Bosch (DE)	.12.5
1981	Jesse Baker (DE)	.10	2006	Kyle Vanden Bosch (DE)	.6.5
1982	Jesse Baker (DE)	.7.5	2007	Kyle Vanden Bosch (DE)	.12
1983	Jesse Baker (DE)	.5.5	2008	Albert Haynesworth (DT)	.8.5
1984	Jesse Baker (DE)	.11	2009	Jacob Ford (DE)	.5.5
1985	Jesse Baker (DE)	.5.5			

OFFENSIVE RANKINGS

<u>Year</u>	<u>Total Plays</u>	<u>First Downs</u>	<u>Rush Yards</u>	<u>Net Pass Yards</u>	<u>Total Yards</u>	<u>Total Points</u>
1960	930	262	1,565 (3)	3,371 (1)	4,936 (1)	379
1961	964	293	1,896 (2)	4,392 (1)	6,288 (1)	513
1962	943	266	1,742 (4)	3,229 (2)	4,971 (2)	387
1963	870	254	1,210 (7)	3,222 (1)	4,432 (4)	302
1964	942	284	1,347 (7)	3,527 (2)	4,874 (4)	310
1965	905	227	1,178 (7)	2,813 (2)	3,991 (5)	298
1966	926	246	1,515 (5)	2,897 (4)	4,412 (7)	335
1967	828	207	2,122 (1)	1,381 (9)	3,503 (8)	258
1968	905	240	1,804 (4)	2,548 (4)	4,352 (5)	303
1969	965	256	1,706 (5)	2,825 (2)	4,531 (4)	278
1970	922	232	1,556 (19)	2,506 (7)	4,062 (10)	217
1971	815	201	1,106 (26)	2,409 (6)	3,515 (22)	251
1972	817	183	1,518 (23)	1,673 (23)	3,191 (26)	164
1973	840	193	1,388 (26)	1,919 (16)	3,307 (24)	199
1974	817	200	1,361 (26)	1,977 (20)	3,338 (24)	236
1975	900	234	2,068 (12)	1,869 (23)	3,937 (19)	293
1976	878	199	1,498 (27)	2,072 (15)	3,570 (24)	222
1977	879	228	1,989 (14)	1,875 (17)	3,864 (18)	299
1978	993	276	2,476 (6)	2,338 (18)	4,814 (16)	283
1979	1,034	268	2,571 (4)	2,256 (25)	4,827 (22)	362
1980	1,063	329	2,635 (2)	3,007 (17)	5,642 (4)	295
1981	947	241	1,734 (23)	2,777 (23)	4,511 (27)	281
1982	551	138	799 (26)	1,574 (19)	2,373 (28)	136
1983	1,033	295	1,998 (18)	2,902 (23)	4,900 (24)	288
1984	969	284	1,656 (23)	3,228 (17)	4,884 (23)	240
1985	998	270	1,570 (25)	3,082 (19)	4,652 (24)	284
1986	1,089	299	1,700 (19)	3,449 (13)	5,149 (16)	274
1987	998	294	1,923 (14)	3,300 (7)	5,223 (8)	345
1988	1,010	308	2,249 (4)	2,956 (22)	5,205 (14)	424
1989	1,028	327	1,928 (12)	3,499 (10)	5,427 (9)	365
1990	1,006	376	1,417 (24)	4,805 (1)	6,222 (1)	405
1991	1,022	353	1,366 (23)	4,621 (1)	5,987 (2)	386
1992	958	339	1,626 (18)	4,029 (1)	5,655 (3)	352
1993	1,066	330	1,792 (12)	3,866 (3)	5,658 (3)	368
1994	1,036	278	1,682 (12)	2,799 (25)	4,481 (26)	226
1995	1,046	295	1,664 (18)	3,241 (19)	4,905 (23)	348
1996	972	287	1,950 (6)	3,098 (21)	5,048 (18)	345
1997	993	288	2,414 (3)	2,505 (29)	4,919 (18)	333
1998	1,016	308	1,970 (9)	3,291 (15)	5,261 (9)	330
1999	1,011	294	1,811 (13)	3,479 (13)	5,290 (13)	392
2000	1,036	299	2,084 (7)	3,266 (16)	5,350 (14)	346
2001	1,026	288	1,794 (12)	3,558 (8)	5,352 (8)	336
2002	1,032	312	1,952 (11)	3,320 (20)	5,272 (17)	367
2003	1,013	310	1,623 (26)	3,878 (5)	5,501 (8)	435
2004	1,053	308	1,871 (14)	3,616 (10)	5,487 (11)	344
2005	1,022	279	1,525 (23)	3,597 (9)	5,122 (17)	299
2006	945	261	2,214 (5)	2,596 (30)	4,810 (27)	324
2007	1,037	306	2,109 (5)	2,878 (27)	4,987 (21)	301
2008	973	268	2,199 (7)	2,819 (27)	5,018 (21)	375
2009	990	288	2,592 (2)	3,031 (23)	5,623 (12)	354

DEFENSIVE RANKINGS

<u>Year</u>	<u>Total Plays</u>	<u>First Downs</u>	<u>Rush Yards</u>	<u>Net Pass Yards</u>	<u>Total Yards</u>	<u>Total Points</u>
1960	995	282	1,027 (2)	3,874 (8)	4,901 (6)	285
1961	899	235	1,634 (6)	2,391 (2)	4,025 (2)	242
1962	880	217	1,569 (3)	2,561 (2)	4,130 (2)	270
1963	873	256	1,710 (7)	2,606 (3)	4,316 (6)	372
1964	896	267	1,961 (7)	3,280 (6)	5,241 (8)	355
1965	946	271	2,683 (8)	2,470 (2)	5,153 (8)	429
1966	881	244	1,833 (7)	3,162 (8)	4,995 (9)	396
1967	910	233	1,637 (7)	2,418 (3)	4,055 (4)	199
1968	854	198	1,704 (4)	1,671 (1)	3,375 (1)	248
1969	833	183	1,556 (5)	2,217 (2)	3,773 (2)	279
1970	840	227	1,793 (17)	2,605 (24)	4,398 (25)	352
1971	880	237	1,723 (11)	2,072 (10)	3,795 (9)	330
1972	894	263	2,591 (25)	2,143 (11)	4,734 (23)	380
1973	929	274	2,410 (23)	2,237 (20)	4,647 (24)	447
1974	919	268	2,050 (19)	2,375 (20)	4,425 (22)	282
1975	952	264	1,680 (3)	2,457 (17)	4,137 (11)	226
1976	935	226	2,072 (16)	1,915 (8)	3,987 (10)	273
1977	933	247	1,815 (10)	2,142 (20)	3,957 (14)	230
1978	1,021	292	2,072 (9)	2,842 (24)	4,914 (17t)	298
1979	1,038	304	2,225 (17)	2,765 (14)	4,990 (13)	331
1980	932	259	1,811 (8)	2,801 (4)	4,612 (5)	251
1981	1,084	325	2,411 (24)	3,315 (17)	5,726 (24)	355
1982	613	187	1,225 (23)	2,213 (25)	3,438 (28)	245
1983	1,031	332	2,787 (28)	2,845 (4)	5,632 (22)	460
1984	1,075	345	2,789 (28)	3,179 (11)	5,968 (27)	437
1985	1,091	356	2,814 (28)	3,341 (18)	6,155 (27)	412
1986	1,054	285	2,035 (20)	2,999 (8)	5,034 (13)	329
1987	976	287	1,848 (17)	3,145 (17)	4,993 (17)	349
1988	985	304	1,592 (4)	3,266 (13)	4,858 (8)	365
1989	940	314	1,669 (9)	3,542 (17)	5,211 (13)	412
1990	890	279	1,575 (8)	3,060 (14)	4,635 (11)	307
1991	984	280	1,540 (6)	3,208 (14)	4,748 (9)	251
1992	907	254	1,634 (9)	2,577 (3)	4,211 (3)	258
1993	1,003	289	1,273 (1)	3,601 (23)	4,874 (14)	238
1994	971	275	2,120 (28)	2,795 (2)	4,915 (9)	352
1995	983	267	1,526 (8)	3,125 (3)	4,651 (5)	324
1996	956	271	1,385 (2)	3,225 (13)	4,610 (6)	319
1997	992	292	1,573 (4)	3,658 (27)	5,231 (22)	310
1998	955	279	1,610 (9t)	3,511 (20)	5,121 (16)	320
1999	994	300	1,550 (10)	3,695 (25)	5,245 (17)	324
2000	908	215	1,390 (3)	2,423 (1)	3,813 (1)	191
2001	996	300	1,431 (5)	4,084 (31)	5,515 (25)	388
2002	974	297	1,424 (2)	3,540 (25)	4,964 (10)	324
2003	926	275	1,295 (1)	3,606 (30)	4,901 (12)	324
2004	977	318	1,917 (18)	3,807 (26)	5,724 (27)	439
2005	960	294	1,894 (22)	3,216 (17)	5,110 (19)	421
2006	1,062	329	2,313 (30)	3,602 (27)	5,915 (32)	400
2007	978	268	1,478 (5)	3,187 (10)	4,665 (5)	297
2008	1,022	276	1,502 (6)	3,196 (9)	4,698 (7)	234
2009	1,038	323	1,711 (10t)	4,139 (31)	5,850 (28)	402

INDIVIDUAL RECORDS

Number of Games Played in Season

1960-77:14 games
1978-81, '83-86, '88-09: 16 games
1982:9 games
1987:15 games

SERVICE

Most Seasons

19 Bruce Matthews, 1983-2001
16 Elvin Bethea, 1968-83
13 Brad Hopkins, 1993-2005
12 Gregg Bingham, 1973-84
12 Mike Munchak, 1982-93
12 Craig Hentrich, 1998-09

Most Seasons, Active

12 Craig Hentrich, 1998-2009
10 Keith Bulluck, 2000-09
7 Donnie Nickey, 2003-09
7 Ken Amato, 2003-09

Most Games Played

296 Bruce Matthews, 1983-2001
210 Elvin Bethea, 1968-83
194 Brad Hopkins, 1993-2005
177 Craig Hentrich, 1998-2009
173 Gregg Bingham, 1973-84
160 Ray Childress, 1985-95
159 Mike Munchak, 1982-93

Most Games Played, Active

177 Craig Hentrich, 1998-2009
157 Keith Bulluck, 2000-2009

Most Consecutive Games Played

232 Bruce Matthews, 1987-2001
147 Robert Brazile, 1975-84
146 Craig Hentrich, 1998-2007
135 Elvin Bethea, 1968-77
135 Keith Bulluck, 2000-09
134 Gregg Bingham, 1973-81
128 Eddie George, 1996-2003

Most Consecutive Games Played, Active

95 Donnie Nickey, 2004-09

Most Consecutive Games Started

229 Bruce Matthews, 1987-2001
147 Robert Brazile, 1975-84
135 Elvin Bethea, 1968-77
134 Gregg Bingham, 1973-81
128 Eddie George, 1996-2003
127 Keith Bulluck, 2001-09

Most Consecutive Games Started, Active

80 Michael Roos, 2005-09

SCORING

Most Seasons Leading Team

9 Al Del Greco, 1992-2000
7 George Blanda, 1960-66
5 Rob Bironas, 2005-09
5 Tony Zendejas, 1985-90

Most Consecutive Seasons Leading Team

9 Al Del Greco, 1992-2000
7 George Blanda, 1960-66
5 Rob Bironas, 2005-09
5 Tony Zendejas, 1985-89

POINTS

Career

1,060 Al Del Greco, 1991-2000 (322 PAT, 246 FG)
598 George Blanda, 1960-66 (4 TD, 301 PAT, 91 FG)
575 Rob Bironas, 2005-09 (167 PAT, 136 FG)
548 Tony Zendejas, 1985-90 (197 PAT, 117 FG)
450 Eddie George, 1996-2003 (74 TD, 3 two-pt)
438 Earl Campbell, 1978-84 (73 TD)

Season

136 Al Del Greco, 1998 (28 PAT, 36 FG)
133 Rob Bironas, 2007 (28 PAT, 35 FG)
131 Al Del Greco, 1996 (35 PAT, 32 FG)
127 Rob Bironas, 2008 (40 PAT, 29 FG)
126 Al Del Greco, 1993 (39 PAT, 29 FG)
123 Gary Anderson, 2003 (42 PAT, 27 FG)

Most Seasons, 100 or More Points

8 Al Del Greco, 1992-93, 1995-2000
3 Rob Bironas, 2007-09
2 George Blanda, 1960-61
2 Tony Zendejas, 1988-89

Season, Rookie

92 Tony Zendejas, 1985 (29 PAT, 21 FG)
86 Roy Gerela, 1969 (29 PAT, 19 FG)
72 Bill Groman, 1960 (12 TD)

Game

30 Billy Cannon, @ N.Y. Titans, 12/10/61 (5 TD)
26 Rob Bironas, @ Hou., 10/21/07 (8 FG, 2 PAT)
26 George Blanda, vs. L.A. Chargers, 9/18/60
(3 TD, 5 PAT, 1 FG)

Game, Opponent

24 Art Powell, @ Oakland, 12/22/63
24 Corey Dillon, @ Cincinnati, 12/4/97
19 Horst Muhlmann, vs. Cincinnati, 12/17/72
18 15 times, last by Chad Johnson @ Cincinnati,
11/25/07

Most Consecutive Games Scoring

67 Al Del Greco, 1994-00
46 Rob Bironas, 2006-08

TOUCHDOWNS

Career

74 Eddie George, 1996-2003
73 Earl Campbell, 1978-84
51 Charles Hennigan, 1960-66
48 Kenny Burrough, 1971-81
Ernest Givins, 1986-94

Season

19 Earl Campbell, 1979
18 Bill Groman, 1961

Game

5 Billy Cannon, @ N.Y. Titans, 12/10/61

Game, Opponent

4 Art Powell, @ Oakland, 12/22/63
4 Bob Hayes, @ Dallas, 12/20/70
4 Corey Dillon, @ Cincinnati, 12/4/97
3 14 times, last by Chad Johnson @ Cincinnati,
11/25/07

Most Consecutive Games Scoring Touchdown

8 Bill Groman, 1961
5 Hoyle Granger, 1967
5 Earl Campbell, 1979
5 Chris Sanders, 1995

POINTS AFTER TOUCHDOWNS

Career

- 322 Al Del Greco, 1991-2000
- 301 George Blanda, 1960-66
- 197 Tony Zendejas, 1985-90
- 167 Rob Bironas, 2005-09
- 149 Toni Fritsch, 1977-81

Season

- 64 George Blanda, 1961
- 48 George Blanda, 1962
- Tony Zendejas, 1988

Game

- 8 George Blanda, vs. N.Y. Titans, 10/14/62
- 7 George Blanda, @ Denver, 11/5/61
- 7 George Blanda, vs. N.Y. Titans, 11/19/61
- 7 George Blanda, @ Oakland, 12/22/63
- 7 Teddy Garcia, vs. Cleveland, 12/9/90

Most Made, Opponent, Game

- 8 Stephen Gostkowski, @ New England, 10/18/09
- 7 Cotton Davidson, @ Oakland, 12/22/63
- 7 Horst Muhlmann, vs. Cincinnati, 12/17/72
- 7 Jim Breech, @ Cincinnati, 12/17/89
- 7 Sebastian Janikowski, @ Oakland, 9/29/02
- 7 Lawrence Tynes, vs. Kansas City, 12/13/04

Most Consecutive PATs

- 229 Al Del Greco, 1993-2000
- 137 Rob Bironas, 2006-09
- 79 Gary Anderson, 2003-04
- 76 Al Del Greco, 1991-93
- 75 Skip Butler, 1972-76

Most Two-Point Conversions, Career

- 3 Eddie George, 1996-2003
- 3 Haywood Jeffires, 1987-95
- 3 Steve McNair, 1995-2005

Most Two-Point Conversions, Season

- 3 Haywood Jeffires, 1994

Most Two-Point Conversions, Game

- 1 24 times, last by Chris Johnson at Jacksonville, 10/4/09 (run)

Most Two-Point Conversions, Opponent, Game

- 2 Charles Johnson @ Pittsburgh, 11/1/98 (pass, pass)

FIELD GOALS

Most Attempted, Career

- 295 Al Del Greco, 1991-2000
- 187 George Blanda, 1960-66
- 169 Rob Bironas, 2005-09
- 163 Tony Zendejas, 1985-90
- 121 Skip Butler, 1972-77

Most Attempted, Season

- 40 Roy Gerela, 1969
- 39 Al Del Greco, 1998
- 39 Rob Bironas, 2007
- 38 Al Del Greco, 1996
- 37 Tony Zendejas, 1989
- 35 Al Del Greco, 1997

Most Attempted, Game

- 8 Rob Bironas, @ Houston, 10/21/07
- 6 George Blanda, vs. N.Y. Titans, 10/9/60
- 6 George Blanda, vs. Denver, 9/14/63
- 6 Skip Butler, @ Cleveland, 10/12/75

- 6 Al Del Greco, vs. Atlanta, 12/5/93

Most Attempted, Opponent, Game

- 7 Tom Dempsey, Philadelphia, 11/12/72
- 6 Roy Gerela, Pittsburgh, 12/9/73
- 6 Jim Breech, @ Cincinnati, 11/1/87
- 6 John Carney, @ San Diego, 9/19/93

Most Made, Career

- 246 Al Del Greco, 1991-2000
- 136 Rob Bironas, 2005-09
- 117 Tony Zendejas, 1985-90
- 91 George Blanda, 1960-66
- 81 Toni Fritsch, 1977-81

Most Made, Season

- 36 Al Del Greco, 1998
- 35 Rob Bironas, 2007
- 32 Al Del Greco, 1996
- 29 Al Del Greco, 1993
- 29 Rob Bironas, 2008

Most Made, Game

- * 8 Rob Bironas, @ Houston, 10/21/07
- 5 Al Del Greco, @ Philadelphia, 12/3/2000
- 5 Roy Gerela, vs. Miami, 9/28/69

* Denotes NFL Record

Most Made, Opponent, Game

- 6 Tom Dempsey, vs. Philadelphia, 11/12/72
- 6 John Carney, @ San Diego, 9/19/93
- 5 Rian Lindell, @ Buffalo, 12/24/06
- 5 Mike Vanderjagt, vs. Indianapolis, 12/7/03
- 5 Steve Christie, vs. Buffalo, 9/18/94
- 5 Jim Breech, @ Cincinnati, 11/1/87

Most Consecutive Field Goals Made

- 20 Al Del Greco, 1998-99
- 20 Rob Bironas, 2007-08
- 19 Rob Bironas, 2007
- 18 Al Del Greco, 1995-96
- 14 Al Del Greco, 1999-2000
- 13 Al Del Greco, 1994-95

Most Consecutive Games With Field Goal Made

- 19 Rob Bironas, 2006-07
- 12 Gary Anderson, 2003
- 12 Rob Bironas, 2008
- 10 George Blanda, 1964-65
- 10 George Blanda, 1966
- 10 Rob Bironas, 2009

Longest Field Goal

- 60 Rob Bironas, vs. Indianapolis, 12/3/06
- 56 Al Del Greco, vs. San Francisco, 10/27/96
- 56 Rob Bironas, @ Denver, 11/19/07
- 55 George Blanda, vs. San Diego, 12/3/61
- 54 George Blanda, @ Oakland, 11/11/62
- 54 Skip Butler, @ Buffalo, 9/19/76
- 54 Al Del Greco, vs. Kansas City, 9/20/92

Longest Field Goal, Opponent

- 56 Jason Elam, Denver, 11/26/95
- 55 Chris Bahr, @ Cincinnati, 9/23/79
- 55 Matt Stover, Cleveland, 11/17/91
- 54 Jan Stenerud, Kansas City, 9/9/67
- 54 Gary Anderson, Pittsburgh, 12/8/91
- 54 Matt Bahr, @ N.Y. Giants, 12/21/91
- 54 Ryan Longwell, Green Bay, 12/16/01

Highest Field Goal Percentage, Career (100 made)

- 84.5 Rob Bironas, 2005-09, (136 of 161)
- 83.4 Al Del Greco, 1991-2000, (246 of 295)

Season

- 92.3 Al Del Greco, 1998 (36 of 39)

INDIVIDUAL RECORDS

- 89.7 Rob Bironas, 2007 (35 of 39)
- 87.9 Rob Bironas, 2008 (29 of 33)
- 87.1 Gary Anderson, 2003 (27 of 31)
- 87.1 Al Del Greco, 1995 (27 of 31)
- 85.3 Al Del Greco, 1993 (29 of 34)
- 85.0 Florian Kempf, 1983 (17 of 20)

SAFETIES

Most Safeties, Career

- 2 Elvin Bethea (1968-83)
- 2 James Young (1977-79)

Most Safeties, Game

- 1 36 times, last by Tony Brown and Keith Bulluck (11/12/06) vs. Baltimore; sacked Steve McNair out of bounds in end zone.

RUSHING

Most Seasons Leading Team

- 8 Eddie George, 1996-2003
- 6 Earl Campbell, 1978-84
- 4 Mike Rozier, 1985-90

Most Consecutive Seasons Leading Team

- 8 Eddie George, 1996-2003
- 6 Earl Campbell, 1978-83
- 4 Mike Rozier, 1985-88

ATTEMPTS

Career

- 2,733 Eddie George, 1996-2003
- 1,979 Earl Campbell, 1978-84
- 1,000 Lorenzo White, 1988-94
- 910 Mike Rozier, 1985-90
- 908 Charles Tolar, 1960-66
- 773 Hoyle Granger, 1966-70, 72

Season

- 403 Eddie George, 2000
- 373 Earl Campbell, 1980
- 368 Earl Campbell, 1979
- 361 Earl Campbell, 1981

Game

- 39 Earl Campbell, vs. Seattle, 10/11/81
- 38 Earl Campbell, @ Kansas City, 10/12/80
- 37 Earl Campbell, vs. Cincinnati, 10/4/81

Game, Opponent

- 39 Corey Dillon, @ Cincinnati, 12/4/97
- 34 Rodney Hampton, N.Y. Giants, 11/21/94
- 32 Greg Pruitt, Cleveland, 12/3/81
- 32 Tony Collins, @ New England, 11/28/82

YARDS GAINED

Career

- 10,009 Eddie George, 1996-2003
- 8,574 Earl Campbell, 1978-84
- 4,079 Lorenzo White, 1988-94
- 3,514 Hoyle Granger, 1966-70, 72
- 3,426 Mike Rozier, 1985-90

Season

- 2,006 Chris Johnson, 2009
- 1,934 Earl Campbell, 1980

- 1,697 Earl Campbell, 1979
- 1,509 Eddie George, 2000
- 1,450 Earl Campbell, 1978

Season, Rookie

- 1,450 Earl Campbell, 1978
- 1,368 Eddie George, 1996
- 1,228 Chris Johnson, 2008
- 947 Rodney Thomas, 1995
- 756 Sid Blanks, 1964
- 652 Rob Carpenter, 1977

Game

- 228 Chris Johnson vs. Jacksonville, 11/1/09
- 216 Billy Cannon, @ N.Y. Titans, 12/10/61
- 216 Eddie George, vs. Oakland, 8/31/97
- 206 Earl Campbell, @ Chicago, 11/16/80

Game, Opponent

- 246 Corey Dillon, @ Cincinnati, 12/4/97
- 215 Eric Dickerson, @ L.A. Rams, 12/9/84
- 201 James Brooks, @ Cincinnati, 12/23/90

Longest Run

- 91 Sid Blanks, vs. N.Y. Jets, 12/13/64 (TD)
- 91 Chris Johnson, vs. Houston, 9/20/09 (TD)
- 89 Chris Johnson vs. Jacksonville, 11/1/09 (TD)
- 85 Chris Johnson vs. Arizona, 11/29/09 (TD)
- 81 Earl Campbell, vs. Miami, 11/20/78 (TD)

Longest Run, Opponent

- 91 Wilbert Montgomery, @ Philadelphia, 12/19/82 (TD)
- 80 Corey Dillon at Cincinnati, 10/8/2000 (TD)
- 80 Wray Carlton, vs. Buffalo, 12/5/65 (TD)
- 79 Bill Mathis, @ N.Y. Jets, 11/21/65

Most Seasons, 1,000 or More Yards

- 7 Eddie George, 1996-2000, 2002-03
- 5 Earl Campbell, 1978-81, 1983
- 2 Chris Johnson, 2008-09
- 1 Eight players, last by LenDale White in 2007

Most Consecutive Seasons, 1,000 or More Yards

- 5 Eddie George, 1996-2000
- 4 Earl Campbell, 1978-81
- 2 Chris Johnson, 2008-09

Most Games, 200 or More Yards, Season

- 4 Earl Campbell, 1980
- 1 Three times, last by Chris Johnson, 2009

Most Games, 100 or More Yards, Career

- 39 Earl Campbell, 1978-84
- 36 Eddie George, 1996-2003
- 16 Chris Johnson, 2008-09
- 11 Hoyle Granger, 1966-70, 1972
- 8 Mike Rozier, 1985-90

Most Games, 100 or More Yards, Season

- 12 Chris Johnson, 2009
- 11 Earl Campbell, 1979
- 10 Earl Campbell, 1980
- 8 Eddie George, 1997
- 7 Hoyle Granger, 1967
- Earl Campbell, 1978, 1983

Most Consecutive Games, 100 or More Yards

- 11 Chris Johnson, 2009
- 7 Earl Campbell, 1979
- 6 Earl Campbell, 1980
- 5 Eddie George, 1998

AVERAGE GAIN

Career (Minimum 750 attempts)

- 4.56 Hoyle Granger (1966-70, 1972)
- 4.33 Earl Campbell (1978-84)
- 4.08 Lorenzo White (1988-94)

Season

- 5.60 Chris Johnson, 2009
- 5.21 Sid Blanks, 1964
- 5.18 Earl Campbell, 1980
- 5.14 Gary Brown, 1993
- 5.05 Hoyle Granger, 1967

TOUCHDOWNS

Career

- 73 Earl Campbell, 1978-84
- 64 Eddie George, 1996-2003
- 36 Steve McNair, 1995-2005
- 29 Lorenzo White, 1988-94
- 27 Mike Rozier, 1985-90

Season

- 19 Earl Campbell, 1979
- 15 LenDale White, 2008
- 14 Eddie George, 2000
- 14 Chris Johnson, 2009

Season, Rookie

- 13 Earl Campbell, 1978

Game

- 4 Earl Campbell, vs. Miami, 11/20/78
- 4 Lorenzo White, vs. Cleveland, 12/9/90

Game, Opponent

- 4 Corey Dillon, @ Cincinnati, 12/4/97
- 3 7 times, last by Marshall Faulk, @ Ind., 9/4/94

Most Consecutive Games, Rushing Touchdown

- 5 Earl Campbell, 1979
- 4 Earl Campbell, 1981
- 4 Alonzo Highsmith, 1989
- 4 Gary Brown, 1993
- 4 Eddie George, 2000
- 4 LenDale White, 2008
- 3 10 times, last by Chris Johnson, 2009

PASSING

Most Seasons Leading Team

- 10 Warren Moon, 1984-93
- 9 Dan Pastorini, 1971-79
- 8 Steve McNair, 1997-2003, 2005

Most Consecutive Seasons Leading Team

- 10 Warren Moon, 1984-93
- 9 Dan Pastorini, 1971-79
- 7 George Blanda, 1960-66
- 7 Steve McNair, 1997-2003

ATTEMPTS

Career

- 4,546 Warren Moon, 1984-93
- 3,871 Steve McNair, 1995-2005
- 2,784 George Blanda, 1960-66
- 2,767 Dan Pastorini, 1971-79
- 1,034 Vince Young, 2006-09

824 Pete Beathard, 1967-69

739 Ken Stabler, 1980-81

Season

- 655 Warren Moon, 1991
- 584 Warren Moon, 1990
- 520 Warren Moon, 1993
- 505 George Blanda, 1964
- 492 Steve McNair, 1998
- 492 Steve McNair, 2002

Game

- 68 George Blanda, @ Buffalo, 11/1/64
- 60 George Blanda, vs. Oakland, 11/7/65
- 60 Billy Volek, @ Oakland, 12/19/04

Game, Opponent

- 54 Eric Zeier, @ Cleveland, 11/5/95
- 53 Mickey Slaughter, Denver, 12/20/64
- 53 Tommy Kramer, Minnesota, 12/21/80
- 53 Brian Sipe, @ Cleveland, 9/13/81
- 52 4 times, last by Bobby Hebert, vs. Atlanta, 12/5/93

COMPLETIONS

Career

- 2,632 Warren Moon, 1984-93
- 2,305 Steve McNair, 1995-2005
- 1,426 Dan Pastorini, 1971-79
- 1,347 George Blanda, 1960-66
- 596 Vince Young, 2006-09
- 458 Ken Stabler, 1980-81

Season

- 404 Warren Moon, 1991
- 362 Warren Moon, 1990
- 303 Warren Moon, 1993
- 301 Steve McNair, 2002
- 293 Ken Stabler, 1980

Game

- 41 Warren Moon, vs. Dallas, 11/10/91
- 40 Billy Volek, @ Oakland, 12/19/04
- 39 Billy Volek, @ San Diego, 10/3/04
- 37 George Blanda, @ Buffalo, 11/1/64
- 36 Warren Moon, vs. Seattle, 11/7/93

Game, Opponent

- 37 Peyton Manning, @ Indianapolis, 11/3/02
- 36 Tim Couch, Cleveland, 9/22/02
- 36 Peyton Manning, vs. Indianapolis, 10/11/09
- 34 Mickey Slaughter, Denver, 12/20/64
- 32 Carson Palmer, @ Cincinnati, 11/25/07

COMPLETION PERCENTAGE

Career (Minimum 1,500 attempts)

- 59.5 Steve McNair, 1995-2005 (2,305 of 3,871)
- 57.9 Warren Moon, 1984-93 (2,632 of 4,546)
- 51.5 Dan Pastorini, 1971-79 (1,426 of 2,767)
- 48.4 George Blanda, 1960-66 (1,347 of 2,784)

Season

- 65.6 Cody Carlson, 1992 (149 of 227)
- 64.7 Warren Moon, 1992 (224 of 346)
- 64.5 Ken Stabler, 1980 (293 of 454)
- 63.2 Chris Chandler, 1995 (225 of 356)
- 62.6 Steve McNair, 2000 (248 of 396)
- 62.5 Steve McNair, 2003 (250 of 400)

INDIVIDUAL RECORDS

Game (Min. 15 attempts)

- 93.8 Steve McNair, @ Pittsburgh, 9/28/03 (15 of 16)
- 88.5 Chris Chandler, @ Cincinnati, 9/24/95 (23 of 26)

YARDS GAINED

Career

- 33,685 Warren Moon, 1984-93
- 27,141 Steve McNair, 1995-2005
- 19,149 George Blanda, 1960-66
- 16,846 Dan Pastorini, 1971-79
- 6,843 Vince Young, 2006-09
- 5,190 Ken Stabler, 1980-81
- 5,128 Pete Beathard, 1967-69

Season

- 4,690 Warren Moon, 1991
- 4,689 Warren Moon, 1990
- 3,631 Warren Moon, 1989
- 3,489 Warren Moon, 1986
- 3,485 Warren Moon, 1993

Game

- 527 Warren Moon, @ Kansas City, 12/16/90
- 492 Billy Volek, @ Oakland, 12/19/04
- 464 George Blanda, @ Buffalo, 10/29/61

Game, Opponent

- 425 Peyton Manning, @ Indianapolis, 12/5/04
- 407 Tom Flores, @ Oakland, 12/22/63
- 389 Jim McMahon, @ San Diego, 9/17/89
- 387 Boomer Esiason, @ Cincinnati, 11/1/87

Most Seasons, 3,000 or More Passing Yards

- 6 Warren Moon, 1984-93
- 5 Steve McNair, 1998, 2001-2003
- 3 George Blanda, 1960-66

Most Games, 400 or More Passing Yards, Career

- 4 Warren Moon, 1984-93
- 2 Billy Volek, 2000-06
- 2 George Blanda, 1960-66
- 1 Jacky Lee, 1960-63; 1966-67
- 1 Steve McNair, 1995-2005

Most Games, 400 or More Passing Yards, Season

- 2 Billy Volek, 2004
- 2 George Blanda, 1961
- 2 Warren Moon, 1991

Most Games, 300 or More Passing Yards, Career

- 38 Warren Moon, 1984-93
- 15 George Blanda, 1960-66

Most Games, 300 or More Passing Yards, Season

- 9 Warren Moon, 1990
- 6 Warren Moon, 1991

Most Consecutive Games, 300 or More Passing Yards

- 4 Warren Moon, 1990
- 2 Billy Volek, 2004
- 2 Steve McNair, 2003

Longest Pass Completion (All TDs)

- 98 Jacky Lee (to Willard Deweall), vs. S.D., 11/25/62
- 95 George Blanda (to Dick Compton), vs. Buffalo, 12/5/65
- 92 Jacky Lee (to Bill Groman), vs. Denver, 11/20/60

Longest Pass Completion, Opponent (All TDs)

- 94 Jack Kemp (to Glenn Bass), Buffalo, 10/11/64
- 90 John McCormick (to Bob Scapitto), @ Den 10/17/65

TOUCHDOWNS

Career

- 196 Warren Moon, 1984-93

- 165 George Blanda, 1960-66
- 156 Steve McNair, 1995-2005
- 96 Dan Pastorini, 1971-79

Season

- 36 George Blanda, 1961
- 33 Warren Moon, 1990
- 27 George Blanda, 1962
- 24 Steve McNair, 2003
- 24 George Blanda, 1963
- 24 George Blanda, 1960

Game

- 7 George Blanda, vs. N.Y. Titans, 11/19/61
- 6 George Blanda, vs. N.Y. Titans, 10/14/62
- 5 Steve McNair, vs. Jacksonville, 12/26/99
- 5 Warren Moon, at Cincinnati, 10/11/92
- 5 Warren Moon, at Cleveland, 11/18/90
- 5 Warren Moon, vs. Cincinnati, 10/14/90

Game, Opponent

- 6 Tom Flores, @ Oakland, 12/22/63
- 6 Tom Brady, @ New England, 10/18/09
- 5 Joe Namath, @ N.Y. Jets, 9/18/66
- 5 Craig Morton, @ Dallas, 12/20/70
- 5 Jim Kelly, Buffalo, 9/24/89
- 5 Kerry Collins, @ Oakland, 12/19/04
- 4 9 times, last by Peyton Manning, vs. Indianapolis, 10/2/05

Most Consecutive Games, Touchdown Pass

- 23 Steve McNair, 2001-2002
- 21 Warren Moon, 1990-91
- 17 Warren Moon, 1992-93
- 14 George Blanda, 1964-65

HAD INTERCEPTED

Career

- 189 George Blanda, 1960-66
- 166 Warren Moon, 1984-93
- 139 Dan Pastorini, 1971-79

Season

- 42 George Blanda, 1962
- 28 Ken Stabler, 1980
- 26 Warren Moon, 1986

Game

- 6 George Blanda, @ Buffalo, 9/9/62
- 6 George Blanda, vs. Denver, 11/14/65

Game, Opponent

- 6 Joe Namath, @ N.Y. Jets, 10/15/67
- 6 Bobby Hebert, Atlanta, 12/5/93
- 5 Rick Norton, @ Miami, 11/23/69
- 5 Keith Null, St. Louis, 12/13/09
- 4 7 times, last by Drew Brees, @ NO, 9/24/07

Most Consecutive Passes Attempted, No INT's

- 161 Kerry Collins, 2008
- 154 Billy Joe Tolliver, 1994

Most Attempts, No Interceptions, Game

- 56 Warren Moon, vs. Dallas, 11/10/91

PASS RECEIVING

RECEPTIONS

Most Seasons Leading Team

- 7 Ken Burrough, 1971-81

INDIVIDUAL RECORDS

5	Haywood Jeffires, 1987-95
5	Frank Wycheck, 1996-2000
Most Consecutive Seasons Leading Team	
6	Ken Burrough, 1974-79
5	Frank Wycheck, 1996-2000
4	Charles Hennigan, 1961-64
4	Derrick Mason, 2001-04
3	Alvin Reed, 1968-70
Career	
542	Ernest Givins, 1986-94
515	Haywood Jeffires, 1987-95
482	Frank Wycheck, 1995-2002
480	Drew Hill, 1985-91
453	Derrick Mason, 1997-2004
410	Charles Hennigan, 1960-66
408	Ken Burrough, 1971-81
Season	
101	Charles Hennigan, 1964
100	Haywood Jeffires, 1991
96	Derrick Mason, 2004
95	Derrick Mason, 2003
90	Drew Hill, 1991
90	Haywood Jeffires, 1992
Game	
13	Charles Hennigan, @ Boston, 10/13/61
13	Haywood Jeffires, @ N.Y. Jets, 10/13/91
13	Drew Bennett, @ Oakland, 12/19/04
12	Sid Blanks, @ San Diego, 9/12/64
12	Charles Hennigan, @ Buffalo, 11/1/64
12	Charles Hennigan, vs. Boston, 11/29/64
12	Derrick Mason, vs. Baltimore, 11/12/01
12	Derrick Mason, @ NYG, 12/1/02
12	Derrick Mason, @ San Diego, 10/3/04
12	Drew Bennett, vs. KC, 12/13/04
Game, Opponent	
12	Cris Carter, @ Minnesota, 10/8/95
12	Brian Westbrook, @ Philadelphia, 11/19/06
12	Chad Johnson, @ Cincinnati, 11/25/07
12	Reggie Wayne, @ Indianapolis, 12/30/07
11	Don Maynard, N.Y. Titans, 10/9/60
11	Robert Scarpitto, Denver, 12/20/64
11	Carl Pickens, @ Cincinnati, 11/13/94
11	Marvin Harrison, @ Indianapolis, 11/3/02
11	Andre Johnson, @ Houston, 12/14/08
Most Consecutive Games, Pass Reception	
99	Frank Wycheck, 1996-2002
82	Ernest Givins, 1988-93
76	Drew Hill, 1986-91
53	Haywood Jeffires, 1990-93
52	Ken Burrough, 1973-77
Most Seasons, 50 or More Pass Receptions	
8	Ernest Givins, 1986-93
6	Drew Hill, 1985-86, 1988-91
6	Haywood Jeffires, 1990-95
6	Frank Wycheck, 1996-2001
5	Charles Hennigan, 1961-64
5	Derrick Mason, 2000-04
3	Curtis Duncan, 1990-92

YARDS

Career	
7,935	Ernest Givins, 1986-94
7,477	Drew Hill, 1985-91
6,907	Ken Burrough, 1971-81

6,823	Charles Hennigan, 1960-66
6,119	Haywood Jeffires, 1987-95
Season	
1,746	Charles Hennigan, 1961
1,561	Charles Hennigan, 1964
Game	
272	Charles Hennigan, @ Boston, 10/13/61
245	Haywood Jeffires, @ Kansas City, 12/16/90
233	Drew Bennett, vs. Kansas City, 12/13/04
232	Charles Hennigan, @ Buffalo, 10/29/61
210	Drew Hill, @ Indianapolis, 12/22/85
Game, Opponent	
247	Art Powell, @ Oakland, 12/22/63
212	Don Maynard, @ N.Y. Jets, 10/20/69
210	Bake Turner, N.Y. Jets, 11/10/63
Longest Pass Reception (All TDs)	
98	Willard Dewveall, vs. San Diego, 11/25/62
95	Dick Compton, vs. Buffalo, 12/5/65
92	Bill Groman, vs. Denver, 11/20/60
Longest Pass Completion, Opponent (All TDs)	
94	Glenn Bass, Buffalo, 10/11/64
90	Bob Scarpitto, @ Denver 10/17/65
86	Warrick Dunn, @ Atlanta, 11/23/03
Most Seasons, 1,000 or More Yds Pass Receiving, Career	
4	Derrick Mason, 2001-04
3	Charles Hennigan, 1960-66
3	Drew Hill, 1985-91
Most Cons. Seasons, 1,000 or More Yds. Pass Rec., Career	
4	Derrick Mason, 2001-04
2	Charles Hennigan, 1963-64
2	Tim Smith, 1983-84
Most Games, 100 or More Yards Pass Receiving, Career	
26	Charles Hennigan, 1960-66
24	Drew Hill, 1985-91
18	Ernest Givins, 1986-94
Most Games, 100 or More Yards Pass Receiving, Season	
9	Charles Hennigan, 1964

TOUCHDOWNS

Career	
51	Charles Hennigan, 1960-66
47	Ken Burrough, 1971-81
47	Drew Hill, 1985-91
47	Haywood Jeffires, 1987-95
46	Ernest Givins, 1986-94
Season	
17	Bill Groman, 1961
12	Bill Groman, 1960
12	Charles Hennigan, 1961
12	Charles Frazier, 1966
Game	
3	16 times, last by Drew Bennett, vs. KC, 12/13/04
Game, Opponent	
4	Art Powell, @ Oakland, 12/22/63
4	Bob Hayes, @ Dallas, 12/20/70
3	8 times, last by Randy Moss, @ New England, 10/18/09
Most Consecutive Games Catching TD Pass	
8	Bill Groman, 1961
5	Chris Sanders, 1995
4	Bill Groman, 1960
4	Charles Hennigan, 1961
4	Dave Casper, 1982
4	Willie Davis, 1996

INDIVIDUAL RECORDS

- 4 Kevin Dyson, 2001
- 4 Justin McCareins, 2003

PUNTING

Career

- 861 Craig Hentrich, 1998-09
- 519 Jim Norton, 1960-68
- 429 Cliff Parsley, 1977-82
- 316 Dan Pastorini, 1971-79
- 310 Greg Montgomery, 1988-93

Season

- 96 Rich Camarillo, 1994
- 93 Cliff Parsley, 1979
- 91 Cliff Parsley, 1978

Game

- 11 Rich Camarillo, vs. Pittsburgh, 11/6/94
- 11 Rich Camarillo, @ Pittsburgh, 12/3/95
- 10 8 times, last by Craig Hentrich, @ Balt., 10/7/01

Game, Opponent

- 11 Wayne Crow, @ Oakland, 9/11/60
- 11 Bob Parsons, Chicago, 11/6/77
- 11 Mark Royals, Pittsburgh, 11/6/94
- 10 6 times, last by Adam Podlesh, Jack., 11/16/08

Longest Punt

- 79 Jim Norton, vs. Kansas City, 11/22/64
- 78 Craig Hentrich, @ Pittsburgh, 1/2/2000
- 77 Greg Montgomery, @ San Diego, 9/19/93
- 75 Craig Hentrich, vs. Indianapolis, 10/27/08

Longest Punt, Opponent

- 78 Paul Maguire, @Buffalo, 9/21/69
- 78 Marv Bateman, @Buffalo, 9/19/76
- 74 Chris Hanson, Jacksonville, 11/20/05

AVERAGE GROSS YARDS

Career

- 43.6 Greg Montgomery, 1988-93
- 42.9 Craig Hentrich, 1998-2009
- 42.3 Jim Norton, 1960-68

Season

- 47.2 Craig Hentrich, 1998
- 46.9 Greg Montgomery, 1992
- 45.6 Greg Montgomery, 1993
- 45.0 Greg Montgomery, 1990
- 44.4 Reggie Roby, 1996

Game (5 punts)

- 59.2 Greg Montgomery, vs. Buffalo, 12/27/92

Game, Opponent (5 punts)

- 55.4 Brad Maynard, vs. N.Y. Giants, 10/1/2000
- 55.1 Paul Maguire, @ Buffalo, 9/21/69
- 54.0 Chris Kluwe, vs. Minnesota, 9/28/08
- 53.8 Lee Johnson, vs. Cincinnati, 10/27/91
- 52.8 Josh Miller, vs. Pittsburgh, 11/21/99

PUNT RETURNS

Most Seasons Leading Team

- 5 Carl Roaches, 1980-84
- 5 Derrick Mason, 1998-2001, 2004
- 4 Billy Johnson, 1974-80
- 4 Bobby Jancik, 1962-67

Most Consecutive Seasons Leading Team

- 5 Carl Roaches, 1980-84

- 4 Billy Johnson, 1974-80
- 4 Bobby Jancik, 1962-67
- 4 Derrick Mason, 1998-2001

RETURNS

Career

- 182 Derrick Mason, 1997-2004
- 155 Billy Johnson, 1974-80
- 151 Carl Roaches, 1980-84
- 104 Willie Drewrey, 1985-88, 1993

Season

- 51 Derrick Mason, 2000
- 47 Carl Roaches, 1980
- 41 Willie Drewrey, 1993
- 40 Billy Johnson, 1975
- 39 Carl Roaches, 1981
- 38 Billy Johnson, 1976

Game

- 8 Pacman Jones, @ Miami, 12/24/05
- 7 Billy Johnson, vs. Tampa Bay, 9/12/76
- 7 Willie Drewrey, vs. Indianapolis, 11/23/86

Game, Opponent

- 7 Mike Fuller, San Diego, 12/17/78
- 7 Ron Fellows, Dallas, 12/13/82
- 7 Eric Metcalf, Cleveland, 11/8/92
- 6 4 times, last by Rick Upchurch, Den., 12/4/77

YARDS GAINED

Career

- 2,040 Billy Johnson, 1974-80
- 1,590 Derrick Mason, 1997-2004
- 1,095 Carl Roaches, 1980-84
- 771 Willie Drewrey, 1985-88, 1993

Season

- 662 Derrick Mason, 2000
- 612 Billy Johnson, 1975
- 539 Billy Johnson, 1977

Game

- 127 Billy Johnson, vs. Cincinnati, 10/5/75
- 117 Derrick Mason, vs. Cleveland, 11/19/2000
- 104 Billy Johnson, @ Cleveland, 9/22/74
- 101 Pacman Jones, vs. New England, 12/31/06

Game, Opponent

- 102 R.W. McQuarters, Chicago, 11/14/04
- 93 Bill Baird, N.Y. Jets, 11/10/63
- 87 Eric Metcalf, Cleveland, 11/8/92
- 85 Jon Stagers, Green Bay, 11/19/72

Longest Punt Return (All TDs)

- 90 Pacman Jones, @ Philadelphia, 11/19/06
- 87 Billy Johnson, vs. Cleveland, 10/16/77
- 83 Billy Johnson, vs. Miami, 11/16/75

Longest Return, Opponent (All TDs)

- 93 Bill Baird, N.Y. Jets, 11/10/63
- 85 Jon Stagers, Green Bay, 11/19/72
- 83 Phillip Buchanan, @ Oakland, 9/29/02
- 82 Keith Moody, Buffalo, 10/15/78
- 82 Corey Sawyer, Cincinnati, 9/25/94

YARDAGE AVERAGE

Career

- 13.2 Billy Johnson, 1974-80

Season

15.4 Billy Johnson, 1977

TOUCHDOWNS

Career

5 Billy Johnson, 1974-80
4 Pacman Jones, 2005-06

Season

3 Billy Johnson, 1975
3 Pacman Jones, 2006

Game

1 15 times, last by Pacman Jones (81 yds), vs. New England, 12/31/06

Game, Opponent

1 12 times, last by Glenn Martinez (80 yds), @ Denver, 11/19/07

KICKOFF RETURNS

Most Seasons Leading Team

4 Billy Jancik, 1962-67
4 Billy Johnson, 1974-80
4 Carl Roaches, 1980-84

Most Consecutive Seasons Leading Team

4 Billy Johnson, 1974-77

Career

158 Bobby Jancik, 1962-67
156 Derrick Mason, 1997-2004
150 Carl Roaches, 1980-84
121 Billy Johnson, 1974-80
111 Mel Gray, 1995-97

Season

53 Mel Gray, 1995
50 Mel Gray, 1996
50 Bobby Wade, 2006
45 Bobby Jancik, 1963
43 Pacman Jones, 2005
42 Mike Archie, 1998
Derrick Mason, 2000

Game

8 Bobby Jancik, vs. Boston, 12/8/63
8 Bobby Jancik, @ Oakland, 12/22/63
8 Jason McAddley, vs. Denver, 12/25/04

Game, Opponent

8 Brian Baschnagel, Chicago, 11/6/77
8 Antonio Chatman, @ Green Bay, 12/12/04
7 Bo Roberson, @ Oakland, 12/22/63
7 Glyn Milburn, Denver, 11/26/95
7 David Dunn, @ Cincinnati, 9/24/95
7 Aveion Cason, @ Detroit, 11/27/08

YARDS GAINED

Career

4,185 Bobby Jancik, 1962-67
3,496 Derrick Mason, 1997-2004
3,276 Carl Roaches, 1980-84
2,902 Billy Johnson, 1974-80
2,592 Mel Gray, 1995-97

Season

1,317 Bobby Jancik, 1963
1,224 Mel Gray, 1996
1,194 Bobby Wade, 2006
1,183 Mel Gray, 1995
1,132 Derrick Mason, 2000
1,127 Pacman Jones, 2005

Game

240 Bobby Jancik, @ Oakland, 12/22/63
221 Bobby Jancik, vs. Boston, 12/8/63

Game, Opponent

185 Brian Baschnagel, Chicago, 11/6/77
178 Glyn Milburn, Denver, 11/26/95
167 LaRod Stephens-Howling, Arizona, 11/29/09

Longest Kickoff Return (All TDs)

104 Ken Hall, @ N.Y. Titans, 10/23/60
103 Bob Gresham, @ Cincinnati, 9/23/73
101 Derrick Mason, @ Cincinnati, 11/18/01
97 Carl Roaches, vs. Pittsburgh, 9/18/83
96 Carl Roaches, vs. Cincinnati, 10/4/81

Longest Kickoff Return, Opponent (All TDs)

101 Eric Metcalf, Cleveland, 12/9/90
100 Art Baker, @ Buffalo, 9/9/62
100 Goldie Sellers, @ Denver, 10/2/66
99 Tremain Mack, @ Cincinnati, 11/14/99
99 LaRod Stephens-Howling, Arizona, 11/29/09
98 Alvis Whitted, Jacksonville, 12/26/99
97 Marc Logan, Miami, 10/1/89

AVERAGE YARDAGE

Career (75 returns)

26.5 Bobby Jancik, 1962-67
24.0 Billy Johnson, 1974-80
23.4 Mel Gray, 1995-97
22.4 Derrick Mason, 1997-2004
21.8 Carl Roaches, 1980-84

Season

31.3 Ken Hall, 1960
30.3 Bobby Jancik, 1962

TOUCHDOWNS

Career

2 Billy Johnson, 1974-80
2 Carl Roaches, 1980-84

Season

1 13 times, last by Derrick Mason, @ Cin., 11/18/01

Game

1 13 times, last by Derrick Mason, @ Cin., 11/18/01

Game, Opponent

1 Nine times, last by LaRod Stephens-Howling, Arizona, 11/29/09

COMBINED YARDS

(Rushing, receiving, interception returns, kickoff returns, punt returns and fumble returns)

Career

12,153 Eddie George, 1996-03
(10,009 rushing, 2,144 receiving)
11,202 Derrick Mason, 1997-2004
(6,114 rec., 3,496 KO returns, 1,590 PR, 2 rushing)
9,292 Earl Campbell, 1978-84 (8,574 rushing, 718

INDIVIDUAL RECORDS

- receiving)
 8,704 Ernest Givins, 1986-94
 (7,935 receiving, 397 PR, 345 rushing, 27
 KO returns)
 7,421 Ken Burrough, 1971-81
 (6,907 receiving, 455 KO returns, 59 rushing)

Season

- *2,690 Derrick Mason, 2000 (1 rushing, 895 receiv-
 ing, 1,132 kickoff returns, 662 punt returns)
 2,509 Chris Johnson, 2009 (2,006 rushing, 503
 receiving)
 2,043 Billy Cannon, 1961, (948 rushing, 586 receiv-
 ing, 70 punt returns, 439 kickoff returns)
 2,004 Derrick Mason, 2001, (1,128 receiving,
 748 kick returns, 128 punt returns)
 1,981 Earl Campbell, 1980, (1,934 rushing, 47 rec.)
 1,962 Eddie George, 2000 (1509 rushing, 453 rec.)
 * Denotes NFL Record

Game

- 373 Billy Cannon, @ N.Y. Titans, 12/10/61

SCRIMMAGE YARDS

(Rushing and receiving)

Career

- 12,153 Eddie George, 1996-2003 (10,009
 rushing, 2,144 receiving)
 9,292 Earl Campbell, 1978-1984 (8,574 rushing,
 718 receiving)
 8,280 Ernest Givins, 1986-1994 (345 rushing,
 7,935 receiving)

Season

- *2,509 Chris Johnson, 2009 (2,006 rushing, 503
 receiving)
 1,981 Earl Campbell, 1980 (1,934 rushing, 47
 receiving)
 1,962 Eddie George, 2000 (1,509 rushing, 453
 receiving)

* Denotes NFL Record

Game

- 330 Billy Cannon, @ N.Y. Titans, 12/10/61
 284 Chris Johnson, vs. Houston, 9/20/09
 249 Eddie George, vs. Oakland, 12/9/99

INTERCEPTIONS

Most Seasons Leading Team

- 5 Darryll Lewis, 1991-98
 4 Samari Rolle, 1998-04
 3 Jim Norton, 1960-68

Most Consecutive Seasons Leading Team

- 5 Darryll Lewis, 1994-98

Career

- 45 Jim Norton, 1960-68
 31 Cris Dishman, 1988-96
 30 Freddy Glick, 1961-66
 27 Tony Banfield, 1960-65
 27 W.K. Hicks, 1964-69
 27 Darryll Lewis, 1991-98
 26 Mike Reinfeldt, 1976-83
 25 Ken Houston, 1967-72

- 24 Zeke Moore, 1967-77
 23 Willie Alexander, 1971-79
 23 Samari Rolle, 1998-2004

Season

- 12 Freddy Glick, 1963
 12 Mike Reinfeldt, 1979
 10 Miller Farr, 1967

Game

- 3 Eight players, last by Keith Bulluck, @
 New Orleans, 9/24/07

Game, Opponent

- 4 Bobby Hunt, @ Kansas City, 10/4/64
 3 7 times, last by Charles Woodson, @ Oak, 9/29/02

Consecutive Games Intercepted By

- 5 Pete Jaquess, 1964
 4 Freddy Glick, 1963
 4 Jim Norton, 1967
 4 Miller Farr, 1967
 4 Cris Dishman, 1991, 1993
 4 Bo Orlando, 1991

YARDS GAINED

Career

- 650 Ken Houston, 1967-72
 592 Jim Norton, 1960-68
 540 Darryll Lewis, 1991-98
 457 W.K. Hicks, 1964-69

Season

- 264 Miller Farr, 1967
 220 Ken Houston, 1971
 205 Mike Reinfeldt, 1979

Game

- 128 Miller Farr, @ N.Y. Jets, 10/15/67

Game, Opponent

- 177 Charlie McNeil, @ San Diego, 9/24/61
 108 Bobby Hunt, @ Kansas City, 10/4/64
 100 Rod Woodson, @ Oakland, 9/29/02

Longest Interception Returns (All TDs)

- 99 Cortland Finnegan, vs. Houston, 9/21/08
 98 Pete Jaquess, @ Oakland, 9/19/64
 98 Darryll Lewis, @ Chicago, 10/22/95
 95 Willie Alexander, @ Green Bay, 9/25/77

Longest Interception Returns, Opponent (All TDs)

- 98 Bob Suci, @ Boston, 11/1/63
 95 Marlon McCree, @ Houston, 12/21/03
 91 Booker Edgerson, @ Buffalo, 11/1/64
 86 Glen Edwards, Pittsburgh, 9/30/73
 85 Adam Archuleta, @ St. Louis, 9/25/05
 82 Rod Woodson, @ Oakland, 9/29/02

TOUCHDOWNS

Career

- 9 Ken Houston, 1967-72
 5 Miller Farr, 1967-69
 5 Darryll Lewis, 1991-98

Season

- 4 Ken Houston, 1971

Game

- 2 Miller Farr, vs. Buffalo, 12/7/68
 2 Ken Houston, vs. San Diego, 12/19/71

Game, Opponent

- 2 Lemar Parrish, Cincinnati, 12/17/72
- 1 many times, last by Scott Starks, @ Jacksonville, 11/5/06

SACKS

Career

- 105 Elvin Bethea, 1968-83
- 74.5 Ray Childress, 1985-95
- 66.0 Jesse Baker, 1979-87

Season

- 17 Elvin Bethea, 1973
- 15.5 Jesse Baker, 1979
- 15 William Fuller, 1991
- 14.5 Jevon Kearse, 1999

Game

- 4 Ed Hussmann, vs. Dallas, 11/4/62
- 4 Ed Hussmann, vs. N.Y. Jets, 11/14/62
- 4 Elvin Bethea, @ San Diego, 10/17/76
- 4 Jesse Baker, vs. Kansas City, 9/16/79
- 4 William Fuller, vs. Pittsburgh, 11/28/93
- 3.5 Jason Jones, vs. Pittsburgh, 12/21/08
- 3 34 times, last by Kyle Vanden Bosch, vs. NY Jets, 12/23/07

Consecutive Games, Two or More Sacks

- 8 Curley Culp, 1974-75
- 6 Jessie Baker, 1979, 1981-82
- 6 Sean Jones, 1990
- 6 William Fuller, 1991

Most Games with Two or More Sacks, Career

- 26 Elvin Bethea, 1968-83
- 13 Jessie Baker, 1979-87
- 13 Ray Childress, 1985-95
- 12 Sean Jones, 1988-93
- 9 Jevon Kearse, 1999-2003

FUMBLES

Opponents' Fumble Returned for TD's, Career

- 4 Keith Bulluck, 2000-08
- 3 Doug Cline, 1960-66
- 3 Marcus Robertson, 1991-99
- 2 Johnny Peacock, 1969-70
- 2 Robert Lyles, 1984-90
- 2 Ray Childress, 1985-93
- 2 Cris Dishman, 1988-93
- 2 Antwan Odom, 2004-07

Season

- 2 Doug Cline, 1961
- 2 Marcus Robertson, 1997
- 2 Antwan Odom, 2005

Game

- 1 49 times, last by Cortland Finnegan, vs. Jax, 12/17/06

Longest Fumble Return (All TDs)

- 96 C.L. Whittington, @ New Orleans, 10/3/76
- 93 Robert Lyles, @ Cincinnati, 10/19/86
- 92 Cortland Finnegan, vs. Jacksonville, 12/17/06

BLOCKED KICKS

Blocked Punts Returned for Touchdowns, Career

- 2 Cris Dishman, 1988-96

Blocked Punts Returned for Touchdowns, Game

- 1 12 times, last by Keith Bulluck, @ Cincinnati, 9/14/08

Blocked Field Goals Returned for Touchdowns,
Game

- 1 Mark Johnston, 62 yards (11/26/61 vs. Denver)
- 1 Tony Banfield, 50 yards (12/9/62 vs. Oak.)
- 1 Ken Houston, 71 yards (10/15/67 @ N.Y. Jets)
- 1 Donald Mitchell, 69 yards (10/21/01 @ Detroit)

Blocked Field Goal, Last Time

- 1 Jason Jones, @ Chicago, 11/9/08

Blocked Punt, Last time

- 1 Keith Bulluck @ Cincinnati, 9/14/08

TEAM RECORDS

GAMES WON

Most Consecutive Games Won

13 (Dec. 16, 2007-Nov. 16, 2008)
11 (Oct. 17, 1993-Jan. 2, 1994)

Most Consecutive Games Without Defeat

13 (Dec. 16, 2007-Nov. 16, 2008)
11 (Oct. 13, 1961-Sept. 9, 1962)
11 (Oct. 17, 1993-Jan. 2, 1994)

Most Games Won, Season

13 (1999, 2000, 2008)
12 (1993, 2003)
11 (1962, 1979, 1980, 1991, 2002)

Most Consecutive Games Won, Season

11 (Oct. 17, 1993-Jan. 2, 1994)

Most Consecutive Games Won, Start of Season

10 (Sept. 7-Nov. 16, 2008)
3 (Sept. 12-Sept. 26, 1999)

Most Consecutive Games Won, End of Season

11 (Oct. 17, 1993-Jan. 2, 1994)

Most Consecutive Games Without Defeat, Season

11 (Oct. 17, 1993-Jan. 2, 1994)

Most Consecutive Games w/out Defeat, Start of Season

10 (Sept. 7-Nov. 16, 2008)
3 (Sept. 12-Sept. 26, 1999)
3 (Sept. 1-Sept. 16, 1991)

Most Consecutive Games w/out Defeat, End of Season

11 (Oct. 17, 1993-Jan. 2, 1994)

Most Home Games Won, Season

8 (1999)
7 (1988, 1991, 1993, 2000, 2003, 2008)

Most Consecutive Home Games Won

12 (Sept. 12, 1999-Nov. 5, 2000)
10 (Oct. 6, 2002-Nov. 16, 2003)
9 (Dec. 6, 1987-Nov. 20, 1988)
9 (Nov. 26, 1990-Nov. 17, 1991)

Most Consecutive Home Games Without Defeat

12 (Sept. 12, 1999-Nov. 5, 2000)
10 (Oct. 6, 2002-Nov. 16, 2003)
9 (Dec. 6, 1987-Nov. 20, 1988)
9 (Nov. 26, 1990-Nov. 17, 1991)

Most Road Games Won, Season

6 (1996, 2000, 2008)

Most Consecutive Road Games Won

8 (Dec. 16, 2007-Nov. 27, 2008)
5 (Oct. 29, 1961-Sept. 9, 1962)
5 (Oct. 17-Dec. 25, 1993)
5 (Nov. 19, 2006-Sept. 24, 2007)

Most Consecutive Road Games Without Defeat

8 (Dec. 16, 2007-Nov. 27, 2008)
6 (Oct. 13, 1961-Sept. 9, 1962)

Most Shutout Games Won or Tied, Season

2 (1966, 1977, 1993)

Overtime Wins, Regular Season

30-27 (@ Cincinnati, 9/23/79)
27-24 (vs. N.Y. Jets, 10/28/79)
23-20 (vs. Pittsburgh, 12/2/84)
17-14 (@ Indianapolis, 9/4/88)
26-23 (vs. Dallas, 11/10/91)
23-20 (vs. Kansas City, 9/20/92)
30-27 (@ Cincinnati, 10/6/96)
24-21 (vs. Oakland, 8/31/97)
17-14 (vs. Kansas City, 9/10/00)
31-28 (vs. Tampa Bay, 10/14/01)

32-29 (@ N.Y. Giants, 12/1/02)
26-20 (@ Houston, 12/10/06)
19-16 (vs. Green Bay, 11/2/08)
27-24 (vs. Miami, 12/20/09)

GAMES LOST

Most Consecutive Games Lost

18 (Oct. 9, 1972-Oct. 28, 1973)

Most Consecutive Games Without a Victory

18 (Oct. 9, 1972-Oct. 28, 1973)

Most Games Lost, Season

14 (1983, 1994)

Most Consecutive Games Lost, Season

11 (Oct. 9-Dec. 17, 1972)

Most Consecutive Games Lost, Start of Season

10 (Sept. 4-Nov. 6, 1983)

Most Consecutive Games Lost, End of Season

11 (Oct. 9-Dec. 17, 1972)

Most Consecutive Games Without Victory, Season

11 (Oct. 9-Dec. 17, 1972)

Most Consecutive Games Without Victory, Start of Season

10 (Sept. 4-Nov. 6, 1983)

Most Consecutive Games Without Victory, End of Season

11 (Oct. 9-Dec. 17, 1972)

Most Consecutive Home Games Lost

13 (Oct. 9, 1972-Dec. 16, 1973)

Most Consecutive Home Games Without Victory

13 (Oct. 9, 1972-Dec. 16, 1973)

Most Consecutive Road Games Lost

23 (Sept. 27, 1981-Nov. 4, 1984)*

Most Consecutive Road Games Without Victory

23 (Sept. 27, 1981-Nov. 4, 1984)*

Most Shutout Games Lost or Tied, Season

2 (1972, 1985)

TIE GAMES

Ties

6 (last Oilers 13, New Orleans 13, @ Hou, 10/3/71)

Most Tie Games, Season

2 (1969)

SCORING

POINTS SCORED

Most Points, Season

513 (1961)

435 (2003)

424 (1988)

Fewest Points, Season

136 (1982, nine games)

199 (1967)

Most Points, Game

58 (vs. Cleveland, 12/9/90)

56 (vs. N.Y. Titans, 10/14/62)

Most Points, Both Teams, Game

101 (Oakland 52, Oilers 49, @ Oakland, 12/22/63)

88 (Buffalo 47, Oilers 41, @ Houston, 9/24/89)

Fewest Points, Game

0 (18 times, last @ New England, 10/18/09)

Fewest Points, Both Teams, Game

TEAM RECORDS

6 (Oilers 6, Pittsburgh 0, @ Houston, 12/4/80)
Most Points, Shutout Victory, Game
55 (Oilers vs. Oakland, 9/9/61)
Fewest Points, Shutout Victory, Game
6 (Oilers vs. Pittsburgh, 12/4/80)
Largest Margin of Victory, Game
55 (Oilers 55, Oakland 0, @ Houston, 9/9/61)
Largest Margin of Defeat, Game
59 (Titans 0 at New England 59, 10/18/09)
54 (Oilers 7 at Cincinnati 61, 12/17/89)
Smallest Margin of Victory, Game
1 (8 times, last Titans 30, Buffalo 29, @ Buf., 12/24/06)
Smallest Margin of Defeat, Game
1 (18 times, last Houston 13, Titans 12, @ Hou., 12/14/08)
Most Points Overcome to Win Game
23 (Oilers @ New England, 11/12/78)
Most Points, One Half
45 (vs. Cleveland, 12/9/90)
Most Points, First Quarter
24 (@ Indianapolis, 12/5/04)
Most Points, Second Quarter
31 (vs. Cleveland, 12/9/90)
Most Points, Third Quarter
28 (twice, last vs. San Diego, 12/19/71)
Most Points, Fourth Quarter
24 (vs. Denver, 11/26/61)
24 (vs. N.Y. Giants, 11/26/06)
24 (vs. Buffalo, 11/15/09)
Most Consecutive Games Scoring
160 (Nov. 14, 1999 - Dec. 21, 2008)
155 (Dec. 3, 1989 - Nov. 7, 1999)
121 (1977-85)

TOUCHDOWNS

Most Touchdowns, Season
66 (1961)
Fewest Touchdowns, Season
18 (1967)
Most Touchdowns, Game
8 (Oilers vs. N.Y. Titans, 10/14/62; Oilers vs. Clev., 12/9/90)
Most Touchdowns, Both Teams, Game
14 (Oilers 7, Oakland 7, @ Oakland, 12/22/63)

POINTS AFTER TOUCHDOWN

Most PATs, Season
65 (1961)
Most PATs, Game
8 (Oilers vs. N.Y. Titans, 10/14/62)
7 (four times, last vs. Cleveland, 12/9/90)
Most PATs, Both Teams, Game
14 (Oilers 7, Oakland 7, @ Oakland, 12/22/63)

TWO-POINT CONVERSIONS

Most Two-Point Conversions, Season
4 (1994)
Most Two-Point Conversions, Opponent, Season
4 (1999)
4 (1998)
Most Two-Point Conversions, Game
2 (vs. N.Y. Jets, 9/10/06)
1 (22 times, last at Jacksonville, 10/4/09)

Most Two-Point Conversions, Opponent, Game
3 (@ Pittsburgh, 11/1/98)
Most Two-Point Conversion Attempts, Season
7 (1994)
Most Two-Point Conversion Attempts, Opp., Season
6 (1999)

FIELD GOALS

Most Field Goals Attempted, Season
40 (1969)
39 (2007)
38 (1996)
37 (1989)
Most Field Goals Attempted, Game
8 (at Houston, 10/21/07)
6 (four times, last vs. Atlanta, 12/5/93)
Most Field Goals Attempted, Both Teams, Game
10 (Buffalo 7, Oilers 3, @ Houston, 12/5/65)
9 (Tennessee 6, Patriots 3, @ New England, 10/5/03)
8 (Tennessee 3, @ Buffalo 5, 12/24/06)
8 (Tennessee 8, Houston 0, 10/21/07)
8 (Tennessee 5, Green Bay 3, 11/2/08)
7 (seven times, last Titans 4 @ Texans 3, 12/14/08)
Most Field Goals, Season
36 (1998)
35 (2007)
32 (1996)
29 (1993, 2008)
Fewest Field Goals, Season
8 (1968)
Most Field Goals, Game
8 (@ Houston, 10/21/07)
5 (vs. Miami, 9/28/69; @Philadelphia, 12/3/00)
Most Field Goals, Both Teams, Game
8 (Tennessee 3, @ Buffalo 5, 12/24/06)
8 (Tennessee 8, @ Houston 0, 10/21/07)
7 (10 times, last Titans 4, Packers 3, vs. Green Bay, 11/2/08)

FIRST DOWNS

Most First Downs, Season
376 (1990)
Fewest First Downs, Season
138 (1982, nine games)
199 (1976)
Most First Downs, Game
34 (vs. Cleveland, 12/9/90)
Fewest First Downs, Game
4 (at Cleveland, 10/21/73)
5 (vs. Jacksonville, 12/17/06)
Most First Downs, Both Teams, Game
56 (Houston 33, Buffalo 23, @ Houston, 9/24/89, OT)
55 (Tennessee 31, NYG 24, @ New York, 12/1/02, OT)
Most First Downs, Rushing, Season
155 (1980)
Fewest First Downs, Rushing, Season
52 (1982, nine games)
62 (1971)
Most First Downs, Rushing, Game
17 (twice, last at Green Bay, 12/14/80)
Fewest First Downs, Rushing, Game
0 (four times, last at Boston, 11/1/63)
Most First Downs, Passing, Season

TEAM RECORDS

251 (1990)

Fewest First Downs Passing, Season

81 (1982, nine games)

86 (1967)

Most First Downs, Passing, Game

28 (@ Oakland, 12/19/04)

Fewest First Downs, Passing, Game

0 (twice, last @ Buffalo, 11/10/85)

Most First Downs, Penalty, Season

30 (1989)

Fewest First Downs, Penalty, Season

5 (1982, nine games)

10 (1967)

Most First Downs, Penalty, Game

7 (@ Atlanta, 9/9/90)

NET YARDS GAINED

Most Yards Gained, Season

6,288 (1961)

6,222 (1990)

Fewest Yards Gained, Season

2,373 (1982, nine games)

3,191 (1972)

Most Yards Gained, Game

583 (vs. Dallas, 11/10/91, overtime)

Fewest Yards Gained, Game

83 (@ Pittsburgh, 12/9/73)

RUSHING

Most Rushing Attempts, Season

616 (1979)

605 (1978)

Fewest Rushing Attempts, Season

225 (1982, nine games)

324 (1965)

Most Rushing Attempts, Game

56 (vs. San Diego, 9/28/75)

55 (vs. Oakland, 9/9/61)

Fewest Rushing Attempts, Game

7 (vs. N.Y. Giants, 12/8/85)

9 (vs. Cincinnati, 10/24/76)

Most Yards Gained Rushing, Season

2,635 (1980)

2,592 (2009)

2,571 (1979)

Fewest Yards Gained Rushing, Season

799 (1982, nine games)

1,106 (1971)

Most Yards Gained Rushing, Game

332 (@ Kansas City, 10/19/08)

305 (vs. Jacksonville, 11/1/09)

296 (vs. Kansas City, 11/27/77)

292 (@ Detroit, 11/27/08)

Fewest Yards Gained Rushing, Game

19 (twice, last vs. San Diego, 12/12/65)

Highest Average Gain, Rushing, Season

5.2 (2009)

4.7 (2006)

4.6 (twice, last in 1992)

Most Touchdowns, Rushing, Season

26 (1988)

Fewest Touchdowns Rushing, Season

5 (1982, nine games)

6 (1976)

Most Touchdowns Rushing, Game

5 (vs. L.A. Chargers, 9/18/60)

Fewest Touchdowns Rushing, Game

0 (many times, last vs. Miami, 12/20/09)

PASSING

Most Passes Attempted, Season

667 (1991)

Fewest Passes Attempted, Season

287 (1982, nine games)

333 (1967)

Most Passes Attempted, Game

68 (@ Buffalo, 11/1/64 — 37 completed)

61 (vs. Oakland, 11/7/65 — 27 completed)

61 (@ Oakland, 12/19/04 - 40 completed)

Fewest Passes Attempted, Game

6 (vs. Cincinnati, 10/4/81)

Most Passes Attempted, Both Teams

98 (Titans 61, Oakland 37, @ Oakland, 12/19/04)

97 (Oilers 44, Denver 53, @ Houston, 12/2/62)

Most Passes Completed, Season

411 (1991)

Fewest Passes Completed, Season

144 (1967)

Most Passes Completed, Game

41 (vs. Dallas, 11/10/91 — overtime)

Fewest Passes Completed, Game

1 (vs. Cincinnati, 10/4/81)

Most Yards Gained Passing, Season

4,805 (1990)

Fewest Yards Gained Passing, Season

1,381 (1967)

Most Yards Gained Passing, Game

527 (@ Kansas City, 12/16/90)

Fewest Yards Gained Passing, Game

-7 (@ New England, 10/18/09)

Most Times Sacked, Season

65 (1994)

58 (1985)

Fewest Times Sacked, Season

11 (1962)

12 (2008)

Most Times Sacked, Game

12 (vs. Dallas, 9/29/85)

Most Times Sacked, Both Teams, Game

14 (Oilers 12, Dallas 2, @ Houston, 9/29/85)

Most Touchdowns Passing, Season

48 (1961)

Fewest Touchdowns Passing, Season

9 (2007)

Most Touchdowns Passing, Game

7 (twice, last vs. N.Y. Titans, 10/14/62)

Fewest Touchdowns Passing, Game

0 (many times, last at Seattle, 1/3/10)

Most Touchdowns Passing, Both Teams, Game

11 (Oilers 5, Oakland 6, @ Oakland, 12/22/63)

Most Passes Had Intercepted, Season

48 (1962)*

Fewest Passes Had Intercepted, Season

9 (2003, 2008)

10 (1998)

Most Passes Had Intercepted, Game
6 (six times, last @ Cleveland, 11/30/86)

PUNTING

Most Punts, Season
96 (1994)
93 (1979)

Fewest Punts, Season
34 (1990)

Most Punts, Game
11 (three times, last @ Pittsburgh, 12/3/95)

Fewest Punts, Game
0 (five times, last vs. Cincinnati, 10/27/91)

Highest Average Distance, Punting, Season
47.2 (1998)
45.3 (1993)
45.2 (1992)

Highest Average Distance, Punting, Game
59.2 (vs. Buffalo, 12/27/92)

PUNT RETURNS

Most Punt Returns, Season
53 (2000)
52 (1968)

Fewest Punt Returns, Season
15 (1960)

Most Punt Returns, Game
10 (vs. Tampa Bay, 9/12/76)

Most Yards, Punt Returns, Season
671 (2000)
620 (1975)

Fewest Yards, Punt Returns, Season
104 (1982, 9 games)
118 (1961)

Highest Average, Punt Returns, Season
15.4 (1977)

Most Touchdowns, Punt Returns, Season
3 (1975 and 2006)

Most Touchdowns, Punt Returns, Game
1 (18 times, last vs. New England, 12/31/06)

KICKOFF RETURNS

Most Kickoff Returns, Season
83 (1983)

Fewest Kickoff Returns, Season
31 (1993)
43 (1961)

Most Kickoff Returns, Game
10 (twice, last at Cincinnati, 12/17/89)

Most Yards, Kickoff Returns, Season
1,835 (2006)
1,721 (1981)

Fewest Yards, Kickoff Returns, Season
589 (1993)
835 (1991)

Highest Average, Kickoff Returns, Season
26.1 (2000)

25.9 (1962)

Most Touchdowns, Kickoff Returns, Season
2 (three times, last in 1983)

Most Touchdowns, Kickoff Returns, Game
1 (13 times, last at Cincinnati, 12/4/88)

FUMBLES

Most Fumbles, Season
42 (1994)
41 (1985)

Fewest Fumbles, Season
14 (1982, nine games)
17 (1999)
17 (1962)

Most Fumbles, Game
8 (@ Pittsburgh, 12/9/73)

Most Fumbles Lost, Season
25 (1994)

Fewest Fumbles Lost, Season
7 (1967 and 2006)

Most Fumbles Lost, Game
5 (twice, last vs. Philadelphia, 12/2/91)

Most Opponents' Fumbles Recovered, Season
28 (1977)

Most Opponents' Fumbles Recovered, Game
7 (@ Kansas City, 10/12/69)

Fewest Opponents' Fumbles Recovered, Season
7 (2009)

8 (twice, last in 1970)

PENALTIES

Fewest Penalties, Season
52 (1982, nine games)
58 (1963)

Most Penalties, Season
148 (1989)

Fewest Penalties, Game
0 (three times, last @ Buffalo, 11/1/64)

Most Penalties, Game
18 (@ Jacksonville, 1/1/06)

Fewest Yards Penalized, Season
424 (1982, nine games)

Most Yards Penalized, Season
1,150 (twice, last in 1988)

Most Yards Penalized, Game
212 (vs. Baltimore, 10/10/99)

DEFENSE

SCORING

Fewest Points Allowed, Season
191 (2000)
199 (1967)
226 (1975)

Most Points Allowed, Season
460 (1983)
447 (1973)

Fewest Points Allowed, Game

TEAM RECORDS

0 (15 times, last vs. Dallas, 12/25/00)

Most Points Allowed, Game

61 (twice, last @ Cincinnati, 12/17/89)

Fewest Touchdowns Allowed, Season

18 (1967)

Most Touchdowns Allowed, Season

53 (1983)

FIRST DOWNS

Fewest First Downs Allowed, Season

183 (1969)

Most First Downs Allowed, Season

356 (1985)

Fewest First Downs Allowed, Rushing, Season

62 (2000)

Most First Downs Allowed, Rushing, Season

147 (1972)

Fewest First Downs Allowed, Passing, Season

89 (1976)

Most First Downs Allowed, Passing, Season

210 (2009)

197 (2002)

Fewest First Downs Allowed, Penalty, Season

13 (twice, last in 1969)

Most First Downs Allowed, Penalty, Season

48 (1985)

NET YARDS

Fewest Yards Allowed, Season

3,375 (1968)

Most Yards Allowed, Season

6,155 (1985)

Fewest Yards Allowed, Game

26 (vs. Denver, 9/3/66)

Most Yards Allowed, Game

619 (@ New England, 10/18/09)

588 (@ Oakland, 12/22/63)

Fewest Total Plays Allowed, Season

610 (1982, nine games)

840 (1970)

Most Total Plays Allowed, Season

1,091 (1985)

Fewest Total Plays Allowed, Game

36 (vs. Denver, 9/3/66)

Most Total Plays Allowed, Game

91 at Philadelphia, 11/19/06

85 (three times, last @ Cleveland, 11/30/86, OT)

RUSHING

Fewest Yards Allowed, Rushing, Season

1,027 (1960)

Most Yards Allowed, Rushing, Season

2,814 (1985)

Fewest Yards Allowed, Rushing, Game

-14 (@ Boston, 11/25/60)

4 (vs. Buffalo, 11/23/97)

Most Yards Allowed, Rushing, Game

398 (@ Dallas Texans, 10/1/61)

302 (vs. Kansas City, 10/24/65)

Fewest Touchdowns Allowed, Rushing, Season

5 (1996)

Most Touchdowns Allowed, Rushing, Season

27 (1984)

Fewest Attempts Allowed, Rushing, Season

298 (1982, nine games)

362 (1962)

Most Attempts Allowed, Rushing, Season

596 (1984)

Fewest Attempts Allowed, Rushing, Game

10 (@ Indianapolis, 12/30/07)

11 (vs. Miami, 10/1/89)

Most Attempts Allowed, Rushing, Game

56 (@ Dallas Texans, 10/1/61)

PASSING

Fewest Yards Allowed, Passing, Season

1,671 (1968)

Most Yards Allowed, Passing, Season

4,139 (2009)

4,084 (2001)

Fewest Yards Allowed, Passing, Game

-52 (vs. Cincinnati, 10/31/71)

-16 (vs. Chicago, 11/6/77)

Most Yards Allowed, Passing, Game

426 (@ New England, 10/18/09)

425 (@ Indianapolis, 12/5/04)

407 (@ Oakland, 12/22/63)

405 (vs. Buffalo, 10/11/64)

Fewest Touchdowns Allowed, Passing, Season

10 (1967, 2000)

Most Touchdowns Allowed, Passing, Season

35 (1966)

Fewest Attempts Allowed, Passing, Season

284 (1982, nine games)

324 (1972)

Most Attempts Allowed, Passing, Season

604 (2009)

582 (1993)

Fewest Attempts Allowed, Passing, Game

11 (@ Pittsburgh, 9/11/05)

Most Attempts Allowed, Passing, Game

57 (@ Pittsburgh, 12/19/93)

Fewest Completions Allowed, Season

158 (1968)

Most Completions Allowed, Season

404 (2009)

349 (2007)

342 (2008)

339 (2002)

335 (2006)

333 (2004)

Fewest Completions Allowed, Game

2 (vs. Denver, 9/3/66)

Most Completions Allowed, Game

38 (@ New England, 10/18/09)

37 (@ Indianapolis, 11/3/02)

36 (vs. Cleveland, 9/22/02)

36 (vs. Indianapolis, 10/11/09)

35 (vs. Denver, 12/20/64)

SACKS

Most Sacks, Season

55 (2000)

54 (1999)

52 (1993)

51 (1979)

Fewest Sacks, Season

21 (1966)

Most Sacks, Game

9 (vs. N.Y. Titans, 10/14/62; vs. Cin., 10/31/71)

INTERCEPTIONS

Most Interceptions, Season

36 (1963)

Fewest Interceptions, Season

3 (1982, nine games)*

6 (1972)

Most Interceptions, Game

6 (six times, last vs. Atlanta, 12/5/93)

Most Interceptions, Both Teams, Game

13 (Oilers 5, Denver 8, @ Houston, 12/2/62)

Most Yards Returning Interceptions, Season

676(1962)

Most Yards Returning Interceptions, Game

245(@ N.Y. Jets, 10/15/67)

Most TD's, Returning Interceptions, Season

7 (1967)

Most TD's, Returning Interceptions, Game

3 (vs. San Diego, 12/19/71)

PUNT RETURNS

Fewest Opponent Punt Returns, Season

20 (1961)

23 (1990)

Most Opponent Punt Returns, Season

64 (1979)

60 (twice, last in 1976)

Fewest Yards Allowed, Punt Returns, Season

144 (2005)

160 (2000)

186 (1990)

Most Yards Allowed, Punt Returns, Season

748 (1979)

668 (1976)

Lowest Average Allowed, Punt Returns, Season

4.5 (2005)

5.3 (1969)

Highest Average Allowed, Punt Returns, Season

13.9 (2002)

13.6 (1961)

Most Touchdowns Allowed, Punt Returns, Season

3 (2002)

2 (1962, 1965)

KICKOFF RETURNS

Fewest Opponent Kickoff Returns, Season

26 (1982, nine games)

32 (1970, 1986)

Most Opponent Kickoff Returns, Season

81 (2003)

78 (1995, 1996)

76 (1999, 2000)

74 (2002)

71 (1990, 1997, 2009)

Fewest Yards Allowed, Kickoff Returns, Season

564 (1982, nine games)

695 (1986)

Most Yards Allowed, Kickoff Returns, Season

1,714 (2009)

1,675 (1996)

1,596 (1999)

1,587 (2000)

1,528 (1997)

Lowest Average Allowed, Kickoff Returns, Season

15.7 (1992)

Highest Average Allowed, Kickoff Returns, Season

25.0 (2008)

24.9 (1985, 2001)

Most Touchdowns Allowed, Kickoff Returns, Season

2 (1966, 1999)

PUNTING

Most Punts Forced, Season

105 (2000)

96 (1976)

Fewest Punts Forced, Season

38 (1982, 9 games)

56 (1964, 1989)

Most Punts Forced, Game

11 (five times, last vs. Pittsburgh, 11/6/94)

Fewest Punts Forced, Game

0 (11/12/78 at New England; 11/5/95 at Cleveland

12/5/04 at Indianapolis)

Lowest Punting Average Allowed (Gross), Season

37.1 (1960)

** Denotes League Record*

ALL-TIME TWO-POINT CONVERSIONS

TITANS

1994 Oilers: 4-7 Run 0-0 Pass 4-7

- 9/4/94 vs. **Indy** Good
 1. Bucky Richardson to Reggie Brown Good
 2. Bucky Richardson to H. Jeffries NG
10/13/94 vs. Cleveland
 1. Billy Joe Tolliver to H. Jeffries Good
12/11/94 vs. Seattle
 1. Billy Joe Tolliver to H. Jeffries Good
 2. Billy Joe Tolliver to Todd McNair NG
12/18/94 vs. K.C.
 1. Billy Joe Tolliver to Webster Slaughter NG
12/24/94 vs. NYJ
 1. Richardson to Jeffries Good

1995 Oilers 2-5 Run 2-3 Pass 0-2

- 10/8/95 vs. Minn.**
 1. Rodney Thomas run Good
10/22/95 vs. Chicago
 1. Chris Chandler run Good
11/12/95 vs. Cin.
 1. Will Furrer to Jeffries NG
11/19/95 vs. K.C.
 1. Rich Camarillo to Matthews NG
12/24/95 vs. Buff.
 1. Rodney Thomas run NG

1996 Oilers 0-0 No Attempts

1997 Oilers 2-4 Run 1-3 Pass 1-1

- 8/31/97 vs. Oak.**
 1. Eddie George Run Good
9/28/97 vs. Pitt.
 1. S. McNair to Wycheck Good
11/16/97 vs. Jax.
 1. Rodney Thomas run NG
12/14/97 vs. Bal.
 1. Steve McNair run NG

1998 Oilers 1-4 Pass 0-0 Run 1-4

- 9/27/98 vs. Jax.**
 1. Eddie George run NG
10/11/98 vs. Bal.
 1. Eddie George run NG
11/29/98 vs. Sea.
 1. Eddie George run NG
12/20/98 vs. GB
 1. Eddie George run Good

1999 Titans 1-3 Pass 1-1 Run 0-2

- 10/3/99 vs. S.F.**
 1. Eddie George run NG
11/28/99 vs. Clev.
 1. Frank Wycheck run NG
12/5/99 vs. Bal.
 1. McNair to Jackie Harris Good

2000 Titans 0-0 No Attempts

2001 Titans 3-4 Pass 3-4 Run 0-0

- 10/14/01 vs. T.B.**
 1. Steve McNair to Kevin Dyson Good
10/21/01 vs. Det.
 1. Steve McNair to Drew Bennett Good
12/16/01 vs. G.B.
 1. Steve McNair to Kevin Dyson NG

2. Steve McNair to Derrick Mason Good

2002 Titans 2-6 Pass 0-2 Run 2-4

- 9/8/02 vs. Phil.**
 1. Steve McNair run NG
 2. Eddie George run Good
9/29/02 vs. Oak.
 1. McNair to D. Mason NG
 2. McNair to Wycheck NG
 3. Eddie George Run NG
12/1/02 vs. NYG
 1. Steve McNair run Good

2003 Titans 3-4 Pass 1-2 Run 2-2

- 10/5/03 vs. N.E.**
 1. McNair to T. Calico Good
12/7/03 vs. Ind.
 1. McNair Run Good
 2. McNair to D. Mason NG
12/14/03 vs. Buff.
 1. Robert Holcombe run Good

2004 Titans 1-2 Pass 0-1 Run 1-1

- 9/26/04 vs. Jax**
 1. McNair to D. Mason NG
11/21/04 vs. Jax
 1. McNair run Good

2005 Titans 0-1 Pass 0-1 Run 0-0

- 10/30/05 vs. Oak.**
 1. McNair to Brown NG

2006 Titans 3-3 Run 2-2 Pass 1-1

- 9/10/06 vs. New York Jets**
 1. Travis Henry run Good
 2. Kerry Collins pass to Drew Bennett Good
10/1/06 vs. Dallas
 1. Vince Young run Good

2007 Titans 0-0 Run 0-0 Pass 0-0

2008 Titans 1-1 Run 0-0 Pass 1-1

- 10/27/08 vs. Ind.**
 1. Kerry Collins pass to Ahmard Hall Good

2009 Titans 1-2 Run 1-1 Pass 0-1

- 10/4/09 at Jax.**
 1. Kerry Collins pass to Nate Washington NG
 2. Chris Johnson run Good

TITANS OVERALL 2-POINT STATISTICS

Total: 24-46 (52.2%)

OPPONENTS

1994 Opponents 2-2 Run 2-2 Pass 0-0

- 10/13/94 vs. Cleveland**
 1. Tom Tupa Run Good
12/4/94 vs. Arizona
 1. Ronald Moore Run Good

1995 Opponents 0-2 Run 0-0 Pass 0-2

- 11/26/95 vs. Denver**
 1. J. Elway to S. Sharpe NG
12/17/95 vs. NYJ
 1. B. Esiason to F. Baxter NG

ALL-TIME 2-POINT CONVERSIONS

1996 Opponents 1-3 Run 1-1 Pass 0-2

9/15/96 vs. Bal.
 1. V. Testaverde passNG
 11/10/96 at N.O.
 1. M. Haynes runGood
 10/13/96 at Atl.
 1. B. Hebert pass to R. PrestonNG

1997 Opponents 0-1 Run 0-0 Pass 0-1

10/5/97 vs. SEA
 1. R. Tuten (kicking form.) bad snap, inc. pass. ...NG

1998 Opponents 4-5 Run 0-0 Pass 4-5

11/1/98 vs. Pitt.
 1. K. Stewart to C. JohnsonGood
 2. M. Tomczak to C. JohnsonGood
 3. M. Tomczak to W. BlackwellGood
 11/8/98 vs. T.B.
 1. T. Dilfer to B. EmanuelNG
 12/26/98 vs. Minn.
 1. R. Cunningham to Randy MossGood

1999 Opponents 4-6 Run 0-1 Pass 4-5

9/12/99 vs. Cin.
 1. J. Blake to W. JacksonGood
 2. K. Carter runNG
 3. J. Blake to B. MilneGood
 9/19/99 vs. Clev.
 1. Tim Couch Pass incompleteNG
 10/17/99 vs. N.O.
 1. B.J. Tolliver to B. BechGood
 1/2/00 vs. Pitt
 1. Tomczak to Hines WardGood

2000 Opponents 0-0 No Attempts

2001 Opponents 1-2 Run 1-1 Pass 0-1

10/7/01 vs. Bal.
 1. Elvis Grbac to B. StokleyNG
 12/2/01 vs. Clev.
 1. J. White runGood

2002 Opponents 3-4 Run 0-0 Pass 3-4

11/3/02 vs. Ind.

1. Manning to HarrisonGood
 11/17/02 vs. Pitt.
 1. K. Stewart to K. KreiderGood
 2. Randle El to Hines WardGood
 12/1/02 vs. NYG
 1. Kerry Collins to Jeremy ShockeyNG

2003 Opponents 0-1 Run 0-0 Pass 0-1

12/14/03 vs. Buff.
 1. Drew Bledsoe to Bernard ShawNG

2004 Opponents 1-2 Run 0-0 Pass 1-2

9/26/04 vs. Jax
 1. Leftwich to R. WilliamsGood
 1/2/05 vs. Det.
 1. Harrington to R. WilliamsNG

2005 Opponents 2-2 Run 0-0 Pass 2-2

10/11/05 vs. Hou.
 1. Carr to Corey BradfordGood
 11/27/05 vs. S.F.
 1. K. Dorsey to Terry JacksonGood

2006 Opponents 1-2 Run 0-0 Pass 1-2

10/22/06 at Wash.
 1. Mark Brunell to Santana MossGood
 10/29/06 vs. Hou.
 1. Sage Rosenfels to Andre JohnsonNG

2007 Opponents 1-1 Run 0-0 Pass 1-1

10/21/07 at Hou.
 1. Sage Rosenfels to Andre DavisGood

2008 Opponents 0-1 Run 0-1 Pass 0-0

9/21/08 vs. Hou.
 1. Aborted kick, M. Turk runNG

2009 Opponents 1-1 Run 1-1 Pass 0-0

9/20/09 vs. Mia.
 1. Ricky Williams runGood

OPPONENTS OVERALL STATISTICS

Total: 21-35 (60.0%)

ALL-TIME SHUTOUTS

ALL-TIME DEFENSIVE SHUTOUTS

Date	Opponent	Score
9/9/61	Oakland	55-0
9/10/66	Oakland	31-0
10/16/66	New York	24-0
10/13/68	at Boston	16-0
9/21/75	at New England	7-0
9/12/76	Tampa Bay	20-0
9/18/77	NY Jets	20-0
11/6/77	Chicago	47-0
12/4/80	Pittsburgh	6-0
10/22/89	Pittsburgh	27-0
9/27/92	San Diego	27-0
9/12/93	Kansas City	30-0
1/2/94	NY Jets	24-0
12/17/00	at Cleveland	24-0
12/25/00	Dallas	31-0

ALL-TIME OPPONENT SHUTOUTS

Date	Opponent	Score
12/4/60	at Dallas	0-24
12/1/63	at San Diego	0-27
10/12/69	at Kansas City	0-24
11/2/69	at Boston	0-24
11/1/70	at St. Louis	0-44
9/19/71	at Cleveland	0-31
10/9/72	Oakland	0-34
11/5/72	at Cleveland	0-20
11/25/73	New England	0-32
11/24/74	Dallas	0-10
12/11/76	Pittsburgh	0-21
9/22/85	at Pittsburgh	0-20
11/10/85	at Buffalo	0-20
12/7/86	at San Diego	0-27
11/26/89	at Kansas City	0-34
11/7/99	at Miami	0-17
12/28/08	at Indianapolis	0-23
10/18/09	at New England	0-59

GAME-WINNING FIELD GOALS

The franchise has totaled 39 game-winning field goals since 1960, including three play-off game winners. Former Oiler/Titan Al Del Greco (1991-00) leads the franchise with 10 game-winning field goals. Rob Bironas' 60-yard field goal vs. Indianapolis (12/3/06) ranks as the longest game-winning field goal in franchise history. The following game-winning field goals were decided if the field goal was the final score of the game and took the lead whether it was early or late in the fourth quarter or overtime.

<u>Date</u>	<u>Opp.</u>	<u>Kicker</u>	<u>Length</u>	<u>Final Score</u>
10/24/65	Kansas City	Spikes	15	38-36
10/31/65	at Buffalo	Blanda	8	19-17
10/26/69	Denver	Gerela	22	24-21
12/1/74	at Pittsburgh	Butler	34	13-10
9/17/78	San Francisco	Fritsch	19	20-19
10/1/78	at Cleveland	Fritsch	19	16-13
9/23/79	at Cincinnati	Fritsch	29	30-27*
10/28/79	N.Y. Jets	Fritsch	35	27-24*
9/28/80	at Cincinnati	Fritsch	29	13-10
12/2/84	Pittsburgh	Cooper	30	23-20*
11/3/85	Kansas City	Zendejas	38	23-20
11/24/85	San Diego	Zendejas	51	37-35
1/3/88	Seattle	Zendejas	42	23-20*
9/4/88	at Indianapolis	Zendejas	35	17-14*
11/13/89	Cincinnati	Zendejas	28	26-24
11/10/91	Dallas	Del Greco	23	26-23*
9/20/92	Kansas City	Del Greco	39	23-20*
12/12/93	Cleveland	Del Greco	25	19-17
10/6/96	at Cincinnati	Del Greco	49	30-27*
8/31/97	Oakland	Del Greco	33	24-21*
12/13/98	at Jacksonville	Del Greco	41	16-13
9/12/99	Cincinnati	Del Greco	33	36-35
9/10/00	Kansas City	Del Greco	36	17-14*
11/5/00	Pittsburgh	Del Greco	29	9-7
12/3/00	at Philadelphia	Del Greco	50	15-13
10/14/01	Tampa Bay	Nedney	49	31-28 *
10/21/01	at Detroit	Nedney	46	27-24
12/22/01	at Oakland	Nedney	21	13-10
12/01/02	at N.Y. Giants	Nedney	38	32-29*
1/11/03	Pittsburgh	Nedney	26	34-31*
1/3/04	at Baltimore	Anderson	46	20-17
12/11/05	Houston	Bironas	21	13-10
10/15/06	at Washington	Bironas	30	25-22
11/26/06	N.Y. Giants	Bironas	49	24-21
12/3/06	Indianapolis	Bironas	60	20-17
12/24/06	at Buffalo	Bironas	30	30-29
10/21/07	at Houston	Bironas	29	38-36
11/2/08	Green Bay	Bironas	41	19-16*
11/23/09	at Houston	Bironas	53	20-17
12/20/09	vs. Miami	Bironas	46	27-24*

*Overtime games; Playoff games in bold

TOP PERFORMANCES

RUSHING

228Chris Johnson vs. Jacksonville	Nov. 1, 2009	(24 carries)
216Eddie George vs. Oakland	Aug. 31, 1997	(35 carries)
216Billy Cannon @ NY Titans	Dec. 10, 1961	(25 carries)
203Earl Campbell @ Chicago	Nov. 16, 1980	(31 carries)
203Earl Campbell vs. Tampa Bay	Oct. 19, 1980	(33 carries)
202Earl Campbell vs. Cincinnati	Oct. 26, 1980	(27 carries)
199Eddie George vs. Oakland	Dec. 9, 1999	(28 carries)
199 Earl Campbell vs. Miami	Nov. 20, 1978	(28 carries)
197Chris Johnson vs. Houston	Sept. 20, 2009	(16 carries)
195Earl Campbell @ Dallas	Nov. 22, 1979	(33 carries)
194Gary Brown @ Cleveland	Nov. 21, 1993	(34 carries)
186Earl Campbell vs. Seattle	Oct. 11, 1981	(39 carries)
183Hoyle Granger vs. San Diego	Dec. 4, 1966	(19 carries)
182Earl Campbell vs. Cincinnati	Oct. 4, 1981	(37 carries)
181Eddie George @ Cincinnati	Oct. 8, 2000	(35 carries)
181Earl Campbell @ Green Bay	Dec. 14, 1980	(36 carries)
179Sid Blanks vs NY Jets	Dec. 13, 1964	(21 carries)
178Travis Henry @ Washington	Oct. 15, 2006	(32 carries)
178Earl Campbell @ Kansas City	Oct. 12, 1980	(38 carries)
176Eddie George @ Cleveland	Dec. 17, 2000	(34 carries)
175Chris Brown @ Jacksonville	Sept. 9, 2007	(19 carries)
168 Chris Johnson @ Kansas City	Oct. 19, 2008	(18 carries)
167Eddie George vs. Jacksonville	Oct. 16, 2000	(29 carries)
166Gary Brown @ Cincinnati	Nov. 14, 1993	(26 carries)
166Earl Campbell @ Washington	Sept. 2, 1979	(32 carries)
160 Hoyle Granger @ Miami	Dec. 23, 1967	(21 carries)
158Earl Campbell @ Cincinnati	Sept. 23, 1979	(34 carries)
157Earl Campbell @ Denver	Nov. 2, 1980	(36 carries)
156Lorenzo White vs. NY Giants	Nov. 21, 1994	(27 carries)
155Eddie George @ New Orleans	Oct. 17, 1999	(28 carries)
154Chris Johnson vs. Arizona	Nov. 29, 2009	(18 carries)
153Eddie George @ Pittsburgh	Nov. 1, 1998	(34 carries)
152Chris Brown vs. Indianapolis	Sept. 19, 2004	(24 carries)
152 Eddie George @ Cincinnati	Oct. 6, 1996	(26 carries)
151Chris Johnson @ Houston	Nov. 23, 2009	(29 carries)
150Mike Rozier @ Buffalo	Sept. 20, 1987	(29 carries)
149LenDale White @ Kansas City	Oct. 19, 2008	(17 carries)
149Lorenzo White @ Cincinnati	Oct. 11, 1992	(25 carries)
149Earl Campbell @ Baltimore	Oct. 14, 1979	(22 carries)
149 Rob Carpenter vs. Kansas City	Nov. 27, 1977	(14 carries)
148Chris Brown vs. Green Bay	Oct. 11, 2004	(27 carries)
147Chris Brown vs. Cincinnati	Oct. 31, 2004	(32 carries)
145Billy Cannon @ Oakland	Dec. 17, 1961	(21 carries)
144Allen Pinkett vs. LA Raiders	Sept. 1, 1991	(26 carries)
144Mike Rozier vs. Atlanta	Oct. 25, 1987	(29 carries)
143Travis Henry @ Philadelphia	Nov. 19, 2006	(18 carries)
143 Eddie George @ Jacksonville	Sept. 8, 1996	(17 carries)
143Joe Dawkins @ Cleveland	Nov. 22, 1970	(22 carries)
142Chris Johnson vs. San Diego	Dec. 25, 2009	(21 carries)
142Skip Hicks vs. Green Bay	Dec. 16, 2001	(17 carries)
142Earl Campbell @ Buffalo	Sept. 25, 1983	(30 carries)
142Earl Campbell vs. Seattle	Sept. 19, 1982	(30 carries)
142Ronnie Coleman @ New England	Nov. 12, 1978	(25 carries)
142Hoyle Granger @ Denver	Nov. 12, 1967	(22 carries)
142Charlie Tolar @ San Diego	Sept. 23, 1962	(18 carries)

TOP PERFORMANCES

141	Eddie George @ NY Jets	Dec. 1, 1996	(28 carries)
141	Mike Rozier vs. Kansas City	Oct. 9, 1988	(27 carries)
141	Woody Campbell @ Miami	Dec. 23, 1967	(18 carries)
139	Hoyle Granger vs. Boston	Dec. 14, 1969	(25 carries)
138	Larry Moriarty vs. NY Jets	Nov. 18, 1984	(23 carries)
138	Earl Campbell vs. Miami	Dec. 4, 1983	(28 carries)
138	Hoyle Granger vs. Denver	Oct. 1, 1967	(20 carries)
137	Eddie George vs. Chicago	Oct. 25, 1998	(21 carries)
137	Earl Campbell @ Atlanta	Sept. 3, 1978	(15 carries)
136	Chris Johnson vs. Cleveland	Dec. 7, 2008	(19 carries)
135	Chris Johnson @ San Francisco	Nov. 8, 2009	(25 carries)
135	Travis Henry @ Buffalo	Dec. 24, 2006	(25 carries)
134	Chris Johnson @ Seattle	Jan. 3, 2010	(36 carries)
134	Eddie George vs. Cleveland	Nov. 19, 2000	(36 carries)
134	Eddie George @ Tampa Bay	Nov. 8, 1998	(27 carries)
134	Earl Campbell vs. Philadelphia	Dec. 16, 1979	(16 carries)
133	LenDale White vs. Oakland	Oct. 28, 2007	(25 carries)

PASSING

527	Warren Moon @ Kansas City	Dec. 16, 1990	(27 of 45)
492	Billy Volek @ Oakland	Dec. 19, 2004	(40 of 61)
464	George Blanda @ Buffalo	Oct. 29, 1961	(18 of 32)
457	Jacky Lee @ Boston	Oct. 13, 1961	(27 of 41)
432	Warren Moon vs. Dallas	Nov. 10, 1991	(41 of 56)
426	Billy Volek vs. Kansas City	Dec. 13, 2004	(29 of 43)
423	Warren Moon @ NY Jets	Oct. 13, 1991	(35 of 50)
421	Steve McNair vs. Houston	Oct. 12, 2003	(18 of 27)
418	George Blanda @ NY Titans	Nov. 19, 1961	(20 of 32)
414	Warren Moon vs. Cleveland	Dec. 23, 1989	(32 of 51)
399	Warren Moon vs. Cleveland	Nov. 17, 1991	(31 of 44)
398	Steve McNair @ Oakland	Sept. 29, 2002	(32 of 46)
398	Warren Moon @ Detroit	Oct. 5, 1986	(21 of 38)
397	Warren Moon @ Atlanta	Sept. 9, 1990	(31 of 52)
393	George Blanda @ Buffalo	Nov. 1, 1964	(37 of 68)
387	Vince Young vs. Arizona	Nov. 29, 2009	(27 of 43)
386	George Blanda @ Boston	Sept. 16, 1962	(20 of 36)
381	Warren Moon vs. NY Jets	Oct. 28, 1990	(30 of 43)
376	Gifford Nielsen vs. Pittsburgh	Dec. 20, 1981	(24 of 37)
369	Warren Moon vs. Seattle	Nov. 7, 1993	(36 of 55)
369	Warren Moon vs. Cincinnati	Oct. 14, 1990	(21 of 33)
366	George Blanda @ LA Chargers	Nov. 13, 1960	(31 of 55)
365	Warren Moon vs. Indianapolis	Sept. 9, 1984	(23 of 43)
364	Warren Moon @ Indianapolis	Dec. 22, 1985	(22 of 40)
361	Warren Moon @ Indianapolis	Sept. 13, 1992	(29 of 39)
360	Steve McNair @ New England	Oct. 5, 2003	(23 of 45)
356	Warren Moon vs. San Francisco	Oct. 21, 1984	(25 of 33)
355	Neil O'Donnell @ San Francisco	Oct. 3, 1999	(20 of 40)
355	Warren Moon @ San Diego	Sept. 30, 1990	(27 of 46)
354	Dan Pastorini vs. Saint Louis	Oct. 20, 1974	(26 of 40)
352	Chris Chandler @ Cincinnati	Sept. 24, 1995	(23 of 26)
351	George Blanda vs. San Diego	Dec. 3, 1961	(20 of 33)
350	George Blanda @ Oakland	Dec. 17, 1961	(18 of 31)
348	Archie Manning vs. Green Bay	Sept. 4, 1983	(22 of 34)
345	Warren Moon vs. Detroit	Nov. 5, 1989	(30 of 38)
343	Steve McNair vs. San Francisco	Nov. 11, 2005	(23 of 41)
343	Warren Moon @ LA Rams	Nov. 4, 1990	(26 of 43)

TOP PERFORMANCES

343Dan Pastorini vs. Oakland	Dec. 2, 1973	(22 of 36)
342Warren Moon vs. Atlanta	Dec. 5, 1993	(24 of 42)
342Warren Moon vs. Cincinnati	Oct. 11, 1992	(27 of 40)
342George Blanda @ Oakland	Dec. 22, 1963	(20 of 32)
341Steve McNair vs. Cincinnati	Sept. 12, 1999	(21 of 32)
340Lynn Dickey @ Baltimore	Nov. 4, 1973	(22 of 32)
339Warren Moon @ Cleveland	Dec. 15, 1985	(22 of 48)
338Cody Carlson @ Detroit	Nov. 26, 1992	(24 of 33)
338Warren Moon vs. Buffalo	Sept. 24, 1989	(28 of 42)
338Ken Stabler @ NY Jets	Nov. 23, 1980	(33 of 51)
338Pete Beathard @ Denver	Nov. 16, 1969	(20 of 41)
334Billy Volek vs. Chicago	Nov. 14, 2004	(27 of 44)
334Steve McNair @ NY Giants	Dec. 1, 2002	(30 of 43)
334Steve McNair vs. Pittsburgh	Nov. 25, 2001	(23 of 37)
334Warren Moon vs. Denver	Oct. 6, 1991	(19 of 31)
331Jacky Lee @ Boston	Nov. 18, 1960	(21 of 38)
330Cody Carlson vs. Green Bay	Dec. 13, 1992	(25 of 36)
330Warren Moon vs. Pittsburgh	Sept. 6, 1992	(29 of 45)
330Warren Moon vs. NY Giants	Dec. 8, 1985	(26 of 47)

RECEIVING

272Charles Hennigan @ Boston	Oct. 13, 1961	(13 receptions)
245Haywood Jeffires @ Kansas City	Dec. 16, 1990	(9 receptions)
233Drew Bennett vs. Kansas City	Dec. 13, 2004	(12 receptions)
232Charles Hennigan vs. Buffalo	Oct. 8, 1961	(9 receptions)
214Charles Hennigan vs. San Diego	Dec. 3, 1961	(10 receptions)
210Drew Hill @ Indianapolis	Dec. 22, 1985	(9 receptions)
202Charles Hennigan @ Boston	Sept. 16, 1962	(8 receptions)
197Tim Smith vs. Green Bay	Sept. 4, 1983	(8 receptions)
188Charles Hennigan @ Denver	Sept. 27, 1964	(11 receptions)
186Haywood Jeffires @ NY Jets	Oct. 13, 1991	(13 receptions)
186Derrick Mason vs. Cincinnati	Jan. 6, 2002	(9 receptions)
186Charles Hennigan @ NY Jets	Sept. 22, 1963	(9 receptions)
185Drew Hill vs. Cincinnati	Nov. 9, 1986	(10 receptions)
182Charles Frazier vs. Boston	Sept. 19, 1965	(6 receptions)
181Charles Hennigan vs. Boston	Nov. 29, 1964	(12 receptions)
180Ken Burrough vs. Chicago	Nov. 6, 1977	(6 receptions)
179Mike Montgomery vs. St. Louis	Oct. 20, 1974	(9 receptions)
177Ken Burrough @ Kansas City	Oct. 12, 1980	(7 receptions)
177Derrick Mason vs. Houston	Oct. 12, 2003	(6 receptions)
171Bill Groman @ Boston	Nov. 25, 1960	(9 receptions)
167Tim Smith vs. Cleveland	Dec. 16, 1984	(7 receptions)
162Kevin Dyson vs. Cincinnati	Sept. 12, 1999	(9 receptions)
160Drew Bennett @ Oakland	Dec. 19, 2004	(13 receptions)
160Charles Hennigan @ Buffalo	Nov. 1, 1964	(12 receptions)
159Tim Smith @ San Diego	Sept. 16, 1984	(5 receptions)
158Charles Frazier vs. Boston	Nov. 13, 1966	(6 receptions)
156Tim Smith vs. Green Bay	Sept. 4, 1983	(8 receptions)
155 Ernest Givins @ Detroit	Oct. 5, 1986	(5 receptions)
151Ernest Givins vs. Denver	Oct. 6, 1991	(5 receptions)

TOP PERFORMANCES

Career 100-Yard Rushing Games

<u>NO.</u>	<u>Player</u>	<u>W-L-T</u>
39	Earl Campbell	28-11-0
36	Eddie George	30-6-0
16	Chris Johnson	12-4-0
11	Hoyle Granger	8-2-1
8	Mike Rozier	6-2-0
7	Chris Brown	4-3-0
7	LenDale White	6-1-0
7	Lorenzo White	4-3-0
6	Gary Brown	6-0-0
6	Ronnie Coleman	5-1-0
6	Charlie Tolar	6-0-0
6	Travis Henry	3-3-0
5	Billy Cannon	5-0-0
3	Rob Carpenter	2-1-0
3	Larry Moriarty	2-1-0
3	Dave Smith	3-0-0
2	Sid Blanks	2-0-0
2	Woody Campbell	2-0-0
2	Allen Pinkett	2-0-0
2	Rodney Thomas	2-0-0
1	Ode Burrell	0-1-0
1	Joe Dawkins	0-1-0
1	Don Hardeman	1-0-0
1	Skip Hicks	1-0-0
1	Roy Hopkins	1-0-0
1	Paul Robinson	0-1-0
1	Fred Willis	0-1-0
1	Butch Woolfolk	1-0-0

Career 300-Yard Passing Games

<u>NO.</u>	<u>Player</u>	<u>W-L-T</u>
38	Warren Moon	20-18-0
15	George Blanda	5-10-0
10	Steve McNair	4-6-0
3	Billy Volek	0-3-0
3	Dan Pastorini	0-3-0
2	Cody Carlson	1-1-0
2	Jacky Lee	1-0-1
2	Archie Manning	0-2-0
2	Neil O'Donnell	1-1-0
2	Vince Young	1-1-0
1	Pete Beathard	0-0-1
1	Chris Chandler	1-0-0
1	Lynn Dickey	1-0-0
1	Gifford Nielsen	1-0-0
1	Jerry Rhome	0-1-0
1	Ken Stabler	0-1-0
1	Don Trull	0-1-0

Career 100-Yard Receiving Games

<u>NO.</u>	<u>Player</u>	<u>W-L-T</u>
26	Charles Hennigan	12-14-0
24	Drew Hill	15-9-0
18	Ernest Givins	7-11-0
14	Ken Burrough	12-2-0
13	Derrick Mason	7-6-0
10	Tim Smith	3-7-0
9	Drew Bennett	3-6-0
8	Charles Frazier	3-5-0
8	Bill Groman	8-0-0
8	Chris Sanders	6-2-0
6	Haywood Jeffires	3-3-0
5	Jery LeVias	3-1-1
4	Kevin Dyson	3-1-0
4	Alvin Reed	1-3-0
4	Webster Slaughter	2-2-0
3	Curtis Duncan	1-2-0
3	Justin Gage	3-0-0
2	Mike Barber	2-0-0
2	Jim Bierne	0-1-1
2	Kenny Britt	1-1-0
2	Willard Dewveall	1-1-0
2	Billy Johnson	2-0-0
2	Charlie Joiner	0-1-1
2	Yancey Thigpen	0-2-0
2	Lorenzo White	2-0-0
2	Butch Woolfolk	1-1-0
1	Sid Blanks	0-1-0
1	Chris Brown	1-0-0
1	Pat Coleman	1-0-0
1	Willie Fraizer	1-0-0
1	Eddie George	0-1-0
1	Mac Haik	1-0-0
1	Ronnie Harmon	1-0-0
1	Leonard Harris	1-0-0
1	Mike Holston	0-1-0
1	Roy Hopkins	0-1-0
1	Chris Johnson	1-0-0
1	Brandon Jones	1-0-0
1	Mike Montgomery	0-1-0
1	Dave Parks	1-0-0
1	Carl Pickens	1-0-0
1	Bo Scaife	1-0-0
1	Ben Troupe	0-1-0
1	Gary Wellman	1-0-0
1	John White	0-1-0
1	Oliver Williams	0-1-0
1	Roydell Williams	1-0-0
1	Frank Wycheck	1-0-0

TOP PERFORMANCES

Games With More Than One 100-Yard Rusher

Dec. 15, 1962	@ New York, Billy Cannon (9-103) and Charlie Tolar (29-107)
Nov. 12, 1967	@ Denver, Woody Campbell (16-101) and Hoyle Granger (22-142)
Dec. 3, 1967	vs. Miami, Woody Campbell (18-141) and Hoyle Granger (25-111)
Sep. 28, 1975	vs. San Diego, Ronnie Coleman (16-112) and Don Hardeman (27-107)
Nov. 27, 1977	vs. Kansas City, Rob Carpenter (14-149) and Ronnie Coleman (15-101)
Oct. 19, 2008	@ Kansas City, Chris Johnson (18-168) and LenDale White (17-149)
Nov. 27, 2008	@ Detroit, Chris Johnson (16-125) and LenDale White (23-106)

Games With More Than One 100-Yard Receiver

Nov. 25, 1960	@ Boston, Bill Groman (9-171) and Charles Hennigan (7-113)
Sep. 24, 1961	@ San Diego, Charles Hennigan (6-109) and John White (6-112)
Oct. 13, 1961	@ Boston, Bill Groman (8-148) and Charles Hennigan (13-272)
Oct. 22, 1961	vs. Dallas, Bill Groman (4-123) and Charles Hennigan (4-108)
Sep. 12, 1964	@ San Diego, Sid Banks (12-131) and Charles Hennigan (7-104)
Nov. 6, 1964	@ Boston, Charles Frazier (9-143) and Willie Frazier (2-102)
Nov. 4, 1973	@ Baltimore, Ken Burrough (7-117) and Dave Parks (5-127)
Nov. 20, 1978	vs. Miami, Mike Barber (4-112) and Ken Burrough (6-103)
Nov. 20, 1988	vs. Phoenix, Ernest Givens (5-118) and Drew Hill (5-100)
Nov. 25, 2001	vs. Pittsburgh, Kevin Dyson (4-112) and Derrick Mason (7-114)
Dec. 2, 2001	@ Cleveland, Kevin Dyson (6-110) and Derrick Mason (3-122)
Dec. 19, 2004	@ Oakland, Derrick Mason (9-121) and Drew Bennett (13-160)

LARGEST WIN/LOSS MARGINS

...OF VICTORY

<u>MARGIN</u>	<u>SCORE</u>	<u>DATE</u>	<u>OPPONENT</u>
1. 55 points	55-0	9/9/61	OAKLAND
2. 47 points	47-0	11/6/77	CHICAGO
3. 44 points	58-14	12/9/90	CLEVELAND
4. 42 points	55-13	11/5/61	at Denver
5. 39 points	56-17	10/14/62	N.Y. TITANS
6. 38 points	45-7	9/3/66	DENVER
7. 37 points	47-10	11/27/08	at Detroit
8. 36 points	49-13	11/19/61	N.Y. TITANS
9. 35 points	41-6	12/11/88	CINCINNATI
35 points	38-3	11/14/93	at Cincinnati

...OF DEFEAT

<u>MARGIN</u>	<u>SCORE</u>	<u>DATE</u>	<u>OPPONENT</u>
1. 59 points	59-0	10/18/09	at New England
2. 54 points	61-7	12/17/89	at Cincinnati
3. 44 points	44-0	11/1/70	at St. Louis
44 points	61-17	12/17/72	CINCINNATI
5. 42 points	45-3	11/1/63	at Boston
42 points	52-10	12/20/70	at Dallas
42 points	45-3	9/18/88	at N.Y. Jets
8. 41 points	51-10	10/13/74	at Minnesota
9. 39 points	52-13	9/18/66	at N.Y. Jets
10. 34 points	34-0	10/9/72	OAKLAND
34 points	34-0	11/26/89	at Kansas City



2010 MEDIA GUIDE

History

2009 SEASON (8-8)

Head Coach: Jeff Fisher

Postseason: 0-0

Standings: 3rd Place AFC South

DATE	OPPONENT	SCORE	WL	ATT
Sep. 10	at Pittsburgh	10-13*	L	65, 110
Sep. 20	HOUSTON	31-34	L	69, 143
Sep. 27	at NY Jets	17-24	L	75, 863
Oct. 4	at Jacksonville	17-37	L	49, 014
Oct. 11	INDIANAPOLIS	9-31	L	69, 143
Oct. 18	at New England	0-59	L	68, 756
Oct. 25	BYE			
Nov. 1	JACKSONVILLE	30-13	W	69, 143
Nov. 8	at San Francisco	34-27	W	69, 732
Nov. 15	BUFFALO	41-17	W	69, 143
Nov. 23	at Houston	20-17	W	71, 153
Nov. 29	ARIZONA	20-17	W	69, 143
Dec. 6	at Indianapolis	17-27	L	66, 321
Dec. 13	ST. LOUIS	47-7	W	69, 143
Dec. 20	MIAMI	27-24*	W	69, 143
Dec. 25	SAN DIEGO	17-42	L	69, 143
Jan. 3	at Seattle	17-13	W	67, 002

	TITANS	OPP
Total First Downs	288	323
Rushing	115	89
Passing	154	210
Penalty	19	24
3rd Down: Made/Att	89/214	89/218
3rd Down Pct.	41.6	40.8
4th Down: Made/Att	12/22	12/17
4th Down Pct.	54.5	70.6
Possession Avg.	28:27	31:33
Total Net Yards	5623	5850
Avg. Per Game	351.4	365.6
Total Plays	990	1038
Avg. Per Play	5.7	5.6
Net Yards Rushing	2592	1711
Avg. Per Game	162.0	106.9
Total Rushes	499	402
Net Yards Passing	3031	4139
Avg. Per Game	189.4	258.7
Sacked/Yards Lost	15/73	32/224
Gross Yards	3104	4363
Att./Completions	476/271	604/404
Completion Pct.	56.9	66.9
Had Intercepted	15	20
Punts/Average	69/43.4	76/44.3
Net Punting Avg.	69/38.7	76/39.5
Penalties/Yards	98/821	94/724
Fumbles/Ball Lost	27/16	20/7
Touchdowns	39	48
Rushing	19	16
Passing	16	31
Returns	4	1

BY PERIODS	1	2	3	4	OTPTS	
Titans	77	103	67	104	3	354
Opponents	82	169	77	71	3	402

SCORING	TD	RU	PA	RT	PAT	FG	2PT	
Bironas	0	0	0	0	37/37	27/32	0	118
Johnson	16	14	2	0	0	0	0	98
Washington	6	0	0	0	0	0	0	36
Britt	3	0	3	0	0	0	0	18
Gage	3	0	0	0	0	0	0	18
Fuller	2	0	0	2	0	0	0	12
White	2	2	0	0	0	0	0	12
Young	2	2	0	0	0	0	0	12
Collins	1	1	0	0	0	0	0	6
Crumpler	1	0	1	0	0	0	0	6
Finnegan	1	0	0	1	0	0	0	6
Hood	1	0	0	1	0	0	0	6
Scaife	1	0	1	0	0	0	0	6
Titans	39	19	16	4	37/37	27/32	0	354
Opp.	48	16	31	1	46/47	22/27	0	402
2-PT Conversions:								
Johnson, Titans	1-2, Opponents 1-1							

FUM/Lost: Young 8/2, Mouton 4/2, Collins 3/2, Johnson 3/3, Hall 2/2, Britt 1/1, Crumpler 1/1, Finnegan 1/0, Pearman 1/1, Scaife 1/1, Washington 1/0, White 1/1

PASSING	ATT	CMP	PCT	YARDS	YDS/ATT	TD	INT	LG	SK/YDS	RATING
Young	259	152	58.7	1879	7.25	10	7	66t	9/36	82.8
Collins	216	119	55.1	1225	5.67	6	8	69t	6/37	65.5
Johnson	1	0	0.0	0	0.00	0	0	---	0/0	39.6
Team	476	271	56.9	3104	6.52	16	15	69t	15/73	74.8
Opponents	604	404	66.9	4363	7.22	31	20	72t	32/224	91.2

RUSHING	NO	YDS	AVG	LG	TD
Johnson	358	2006	5.6	91t	14
Young	55	281	5.1	44	2
White	64	222	3.5	11	2
Ringer	8	48	6.0	32	0
Collins	11	15	1.4	10t	1
Washington	2	15	7.5	14	0
Hall	1	5	5.0	5	0
Team	499	2592	5.2	91t	19
Opponents	402	1711	4.3	80t	16

RECEIVING	NO	YDS	AVG	LG	TD
Johnson	50	503	10.1	69t	2
Washington	47	569	12.1	35	6
Scaife	45	440	9.8	27	1
Britt	42	701	16.7	57	3
Gage	28	383	13.7	49	3
Crumpler	27	222	8.2	27	1
Hall	12	79	6.6	15	0
Cook	9	74	8.2	17	0
Hawkins	7	110	15.7	32	0
White	3	14	4.7	7	0
M. Jones	1	9	9.0	9	0
Team	271	3104	11.5	69t	16
Opponents	404	4363	10.8	72t	31

INTERCEPTIONS	NO	YDS	AVG	LG	TD
Finnegan	5	194	38.8	80	1
Hood	3	91	30.3	43	1
Fuller	3	71	23.7	45t	2
Bulluck	3	45	15.0	23	0
Hope	3	24	8.0	24	0
Harper	1	4	4.0	4	0
Griffin	1	3	3.0	3	0
McRath	1	1	1.0	1	0
Team	20	433	21.7	80	4
Opponents	15	121	8.1	26	0

PUNTING	NO	YDS	AVG	NET	TB	IN	LG	B
Kern LG	64	2910	45.5	38.5	10	27	67	0
Kern TM	37	1665	45.0	41.4	4	18	67	0
Hodges TM	22	868	39.5	31.8	2	1	50	0
Hentrich	9	422	46.9	44.1	0	3	60	0
Bironas	1	40	40.0	40.0	0	0	40	0
Team	69	2995	43.4	38.7	6	22	67	0
Opponents	76	3364	44.3	39.5	7	32	64	0

PUNT RETURNS	NO	FC	YDS	AVG	LG	TD
Pearman	11	8	112	10.2	18	0
Kaesviharn	9	8	34	3.8	10	0
Mouton	6	3	37	6.2	15	0
Finnegan	4	1	14	3.5	11	0
M. Jones	3	2	23	7.7	15	0
Team	33	22	220	6.7	18	0
Opponents	29	17	208	7.2	37	0

KICKOFF RETURNS	NO	YDS	AVG	LG	TD
Britt	24	523	21.8	56	0
M. Jones	13	264	20.3	27	0
Ringer	9	181	20.1	25	0
Pearman	8	174	21.8	27	0
Griffin	6	143	23.8	31	0
Crumpler	3	20	6.7	15	0
McCourty	3	72	24.0	27	0
Hall	1	12	12.0	12	0
Mouton	1	14	14.0	14	0
Stevens	1	14	14.0	14	0
Team	69	1417	20.5	56	0
Opponents	71	1714	24.1	99t	1

FIELD GOALS	1-19	20-29	30-39	40-49	50+
Bironas	0/0	8/8	4/6	10/12	5/6
Team	0/0	8/8	4/6	10/12	5/6
Opponents	0/0	9/9	8/9	4/6	1/3

Bironas/Titans: (37N,31B,45G) (40G) (38G) (29G) (49G,43G,46G) (1) (48G,25G,45G) (21G,28G) (38G,60N,51G) (50G,49N,53G) (52G,24G) (20G) (27G,34G,36G,50G) (24G,46G) (46G) (47N,47G)

Opponents: (32G,33G) (38G,23G) (30G) (22G,50G,55N,33G) (23G) (39N,33G) (1) (40G,25G) (25G) (49N,26G,49N) (41G) (43G,52N,36G) (1) (23G,28G,45G) (1) (35G,20G)

SACKS
 Ford 5.5, T. Brown 5, Hayes 4, J. Jones 4, Vanden Bosch 3, Hope 2, Tulloch 2, Fuller 1, Griffin 1, Kearse 1, Marks 1, Thornton 1, (group) 1, Have 0.5
Titans 32, Opponents 15

TACKLES (Solo, Assists, Total)
 Tulloch 132-95-37, Bulluck 118-83-35, Griffin 108-62-46, Hope 95-70-25, Vanden Bosch 86-41-45, W. Hayes 82-51-31, Harper 77-69-8, Finnegan 76-57-19, Brown 61-36-25, Thornton 60-46-14, J. Have 55-29-26, Vickerson 49-24-25, Ball 38-19-19, Ford 38-22-16, McRath 38-25-13, Fuller 33-25-8, McCourty 30-20-10, Marks 23-9-14, J. Jones 21-15-6, Hood 18-14-4, Mouton 17-9-8, Allred 15-6-9, Kaesviharn 13-10-3, Kearse 11-5-6, C. Williams 7-5-2, Amato 0-0-0, Keglra 0-0-0, Nickey 0-0-0

TEAM TOTALS: 1,301-847-454

USUAL STARTING LINEUP

OFFENSE
 WR Nate Washington (85)
 LT Michael Roos (71)
 LG Eugene Amos (54)
 C Kevin Mawae (68)
 RT Jake Scott (73)
 RG David Stewart (76)
 TE Bo Scaife (80)/Alge Crumpler (83)
 WR Justin Gage (12)
 FB Ahmad Hall (45)
QB Vince Young (10)
RB Chris Johnson (28)

DEFENSE
 LE William Hayes (95)
 LT Jovan Haye (75)
 RT Tony Brown (97)
RE Kyle Vanden Bosch (93)
 LLLB David Thornton (50)
 MLB Stephen Tulloch (55)
 RLB Keith Bulluck (53)
 LCB Nick Harper (20)
 RCB Cortland Finnegan (31)
 SS Chris Hope (24)
 FS Michael Griffin (33)

SPECIALISTS
 K Rob Bironas (2)
 P Brett Kern (6)

Pro Bowl
 All-Pro

GM: Mike Reinfeldt; **Head Coach:** Jeff Fisher
Asst. Coaches: Mike Heimerdinger (off. coord.), Chuck Cecil (def. coord.), Dave McGinnis (asst. head coach/LB), Steve Watterson (asst. head coach/strength & conditioning), Earnest Byner (RB), Marty Galbraith (ST asst.), Fred Graves (WR), Tim Hauck (asst. secondary), Craig Johnson (QB), Dowell Loggains (off. qual. ct.), Alan Lowry (ST), Mike Munchak (OL), Marcus Robertson (secondary), Rayna Stewart (def. asst./qual. ct.), Jim Washburn (DL), Richie Wessman (off. asst.), John Zernelt (TE)

2008 SEASON (13-3)

Head Coach: Jeff Fisher

Postseason: 0-1

Standings: 1st Place AFC South

DATE	OPPONENT	SCORE	W/L	ATT
Sep. 7	JACKSONVILLE	17-10	W	69,143
Sep. 14	at Cincinnati	24-7	W	65,540
Sep. 21	HOUSTON	31-12	W	69,143
Sep. 28	MINNESOTA	30-17	W	69,143
Oct. 5	at Baltimore	13-10	W	71,131
Oct 12	BYE			
Oct. 19	at Kansas City	34-10	W	74,200
Oct. 27	INDIANAPOLIS	31-21	W	69,143
Nov. 2	GREEN BAY	19-16*	W	69,143
Nov. 9	at Chicago	21-14	W	62,124
Nov. 16	at Jacksonville	24-14	W	65,258
Nov. 23	NY JETS	13-34	L	69,143
Nov. 27	at Detroit	47-10	W	60,112
Dec. 7	CLEVELAND	28-9	W	69,143
Dec. 14	at Houston	12-13	L	70,831
Dec. 21	PITTSBURGH	31-14	W	69,143
Dec. 28	at Indianapolis	0-23	L	66,721
Jan. 10	BALTIMORE	10-13	L	69,143

	TITANS	OPP
TOTAL FIRST DOWNS	268	276
Rushing	108	81
Passing	143	166
Penalty	17	29
3rd Down: Made/Att	78/216	79/226
3rd Down Pct.	36.1	35.0
4th Down: Made/Att	5/11	8/18
4th Down Pct.	45.5	44.4
Possession Avg.	29:09	30:51
Total Net Yards	5018	4698
Avg. Per Game	313.6	293.6
Total Plays	973	1022
Avg. Per Play	5.2	4.6
Net Yards Rushing	2199	1502
Avg. Per Game	137.4	93.9
Total Rushes	508	403
Avg. Per Play	4.3	3.7
Net Yards Passing	2819	3196
Avg. Per Game	176.2	199.8
Sacked/Yards Lost	12/83	44/262
Gross Yards	2902	3458
Att./Comp.	453/265	575/342
Completion Pct.	58.5	59.5
Had Intercepted	9	20
Punts/Average	87/42.8	87/42.3
Net Punting Avg.	36.5	36.2
Penalties/Yards	108/855	93/750
Fumbles/Ball Lost	18/8	28/11
Touchdowns	41	25
Rushing	24	12
Passing	13	12
Returns	4	1

BY PERIODS	1	2	3	4	OT	PTS
Titans	63	119	67	123	3	375
Opponents	49	87	34	64	0	234

SCORING	TD	R	PA	PAT	FG	2P	3P	
Bironas	0	0	0	0	40/40	29/33	0	127
White	15	15	0	0	0/0	0/0	0	90
Johnson	10	9	1	0	0/0	0/0	0	60
Gage	6	0	6	0	0/0	0/0	0	36
Hall	2	0	2	0	0/0	0/0	1	14
Scaife	2	0	2	0	0/0	0/0	0	12
Griffin	1	0	2	1	0/0	0/0	0	6
Ball	1	0	0	1	0/0	0/0	0	6
Jones	1	0	1	0	0/0	0/0	0	6
Finnegan	1	0	1	0	0/0	0/0	0	6
Bulluck	1	0	0	1	0/0	0/0	0	6
Crumpler	1	0	1	0	0/0	0/0	0	6
Titans	41	24	13	4	40/40	29/33	1	375
Opponents	25	12	12	1	24/24	20/30	0	234

2-point conversions:
Titans 1-1, Opponents 0-1

PASSING	ATT	CMP	PCT	YARDS	YDS/ATT	TD	INT	LG	SK	YDS	RATING
K.Collins	415	242	58.3	2676	6.4	12	7	56t	8/60	80.2	
V.Young	36	22	61.1	219	6.1	1	2	54	3/13	64.5	
C.Simms	2	1	50.0	7	3.5	0	0	7	1/10	78.8	
Titans	453	265	58.5	2902	6.4	13	9	56t	12/83	78.8	
Opponents	575	342	59.5	3458	6.0	12	20	65	44/262	69.2	

RUSHING	NO	YDS	AVG	LG	TD
Johnson	251	1228	4.9	66t	9
White	200	773	3.9	80t	15
Ganther	9	61	6.8	22	0
Collins	25	49	2.0	17	0
Jones	2	35	17.5	28	0
Young	8	27	3.4	8	0
Hall	8	21	2.6	6	0
McCareins	2	8	4.0	4	0
Henry	1	3	3.0	3	0
Henrich	2	-6	-3.0	0	0
Titans	508	2199	4.3	80t	24
Opponents	403	1502	3.7	61t	12

RECEIVING	NO	YDS	AVG	LG	TD
Scaife	58	561	9.7	44	2
Johnson	43	260	6.0	25	1
Jones	41	449	11.0	40	1
Gage	34	651	19.1	56t	6
McCareins	30	412	13.7	37	0
Crumpler	24	257	10.7	28	1
Hall	13	138	10.6	54	2
Hawkins	7	68	9.7	19	0
Ganther	6	43	7.2	15	0
White	5	16	3.2	7	0
Davis	2	31	15.5	21	0
Stevens	1	9	9.0	9	0
Williams	1	7	7.0	7	0
Titans	265	2902	11.0	56t	13
Opponents	342	3458	10.1	65	12

INTERCEPTIONS	NO	YDS	AVG	LG	TD
Griffin	7	172	24.6	83t	1
Finnegan	5	100	20.0	99t	1
Hope	4	53	13.3	39	0
Harper	2	11	5.5	15.0	0
Ball	1	15	15.0	15t	1
Carr	1	0	0.0	0	0
Titans	20	351	17.6	99t	3
Opponents	9	88	9.8	33	0

PUNTING	NO	YDS	AVG	NET	TB	IN	LG	TD
Henrich	87	3725	42.8	36.5	13	27	75	0
Titans	87	3725	42.8	36.5	13	27	75	0
Opponents	87	3676	42.3	36.2	10	28	66	1

PUNT RETURNS	NO	FC	YDS	AVG	LG	TD
Carr	32	20	323	10.1	44	0
Davis	2	1	6	3.0	9	0
Titans	34	21	329	9.7	44	0
Opponents	32	20	290	9.1	34	0

KICKOFF RETURNS	NO	YDS	AVG	LG	TD
Carr	35	984	28.1	52	0
Hawkins	7	130	18.6	23	0
Davis	4	119	29.8	33	0
Griffin	2	32	16.0	28	0
Hall	2	21	10.5	13	0
Johnson	1	17	17.0	17	0
Stevens	1	16	16.0	16	0
Titans	52	1319	25.4	52	0
Opponents	61	1524	25.0	59	0

FIELD GOALS	1-19	20-29	30-39	40-49	50+
Bironas	0-0	6-6	7-7	15-19	1-1
Titans	0-0	6-6	7-7	15-19	1-1
Opponents	0-0	9-10	6-10	4-8	1-2

Bironas/Titans: (47G) (34G) (44G) (20G, 32G, 49G) (35G, 26G) (49G, 46G) (34G, 44G, 43N, 48G) (31G, 25G, 22G, 47N, 41G) (49N) (32G) (43G, 49G) (49G, 41G, 45G, 43G) () (26G, 23G, 51G, 34G,) (42G) (48N)
 Opponents: (37N, 27G) (37N) (44G, 24G) (42G, 48N) (38G, 45N) (39N, 50N, 26G) () (23G, 25G, 38G) (48B) () (20G, 30G) (53G) (47G, 41G, 44N, 39G) (32G, 26N, 24G) (33N) (28G, 21G, 38G)

SACKS
 Haynesworth 8.5, Ford 7, J. Jones 5, Ball 4.5, Vanden Bosch 4.5, Brown 4, Kearse 3.5, Vickerson 1.5, Finnegan 1, Griffin 1, Hayes 1, Hope 1, Tulloch 1, Bulluck 0.5
Titans 44, Opponents 12

TACKLES (Solo, Assists, Total)
 Bulluck 83-37-120, Tulloch 62-36-98, Hope 71-22-93, Thornton 63-30-93, Griffin 49-32-81, Harper 70-10-80, Finnegan 61-18-79, Haynesworth 45-30-75, Brown 41-32-73, Ball 22-29-51, Jones 28-21-49, Kearse 35-13-48, Vanden Bosch 16-30-46, Ford 27-18-45, Fuller 35-8-43, Carr 24-9-33, Fowler 14-13-27, Vickerson 10-13-23, Hayes 13-8-21, King 9-1-10, Allred 7-1-8, Nickey 3-3-6, Keglra 3-2-5, Stamer 1-1-2, Amato 0-0-0, Gordon 0-0-0, Hill 0-0-0, Williams 0-0-0
Titans (792-417-1209)

USUAL STARTING LINEUP

OFFENSE
 WR Justin McCareins (19)
 LT Michael Roos (71)
 LG Eugene Amano (54)
 C Kevin Mawae (68)
 RT Jake Scott (73)
 RG David Stewart (76)
 TE Alge Crumpler (83)
 WR Justin Gage (12)
 FB Ahmad Hall (45)
 QB Kerry Collins (5)
 RB Chris Johnson (28)

DEFENSE
 LE Jevon Kearse (90)
 RT Tony Brown (97)
 LT Albert Haynesworth (92)
 RE Kyle Vanden Bosch (93)
 LLB David Thornton (50)
 MLB Stephen Tulloch (55)
 RLB Keith Bulluck (53)
 LCB Nick Harper (20)
 RCB Cortland Finnegan (31)
 SS Chris Hope (24)
 FS Michael Griffin (33)

SPECIALISTS
 K Rob Bironas (2)
 P Craig Hentrich (15)

Pro Bowl
 All-Pro



RB Chris Johnson



CB Cortland Finnegan

GM: Mike Reinfeldt; **Head Coach:** Jeff Fisher
Asst. Coaches: Mike Heimerding (off. coord.), Jim Schwartz (def. coord.), Dave McGinnis (asst. head coach/LB), Bart Andrus (off. asst.), Matt Burke (def. asst./qual. ct.), Earnest Byner (RB), Chuck Cecil (DB), Marty Galbraith (ST asst.), Fred Graves (WR), Craig Johnson (QB), Dowell Loggains (off. qual. ct.), Alan Lowry (TE), Mike Munchak (OL), Marcus Robertson (asst. secondary), Jim Washburn (DL), Steve Watterson (asst. head coach/strength & conditioning), John Zernelt (TE).

Head Coach: Jeff Fisher

Postseason: 0-1

Standings: 3rd Place AFC South

DATE	OPPONENT	SCORE	WL	ATT
Sep. 9	at Jacksonville	13-10	W	65,437
Sep. 16	INDIANAPOLIS	20-22	L	69,143
Sep. 24	at New Orleans	31-14	W	70,002
Sep. 30	BYE			
Oct. 7	ATLANTA	20-13	W	69,143
Oct. 14	at Tampa Bay	10-13	L	65,347
Oct. 21	at Houston	38-36	W	70,734
Oct. 28	OAKLAND	13-9	W	69,143
Nov. 4	CAROLINA	20-7	W	69,143
Nov. 11	JACKSONVILLE	13-28	L	69,143
Nov. 19	at Denver	20-34	L	76,590
Nov. 25	at Cincinnati	6-35	L	65,489
Dec. 2	HOUSTON	28-20	W	69,143
Dec. 9	SAN DIEGO	17-23*	L	69,143
Dec. 16	at Kansas City	26-17	W	74,976
Dec. 23	N.Y. JETS	10-6	W	69,143
Dec. 30	at Indianapolis	16-10	W	57,202
Jan. 6	at San Diego	6-17	L	65,640

	TITANS	OPP
TOTAL FIRST DOWNS	306	268
Rushing	118	80
Passing	171	165
Penalty	17	23
3rd Down: Made/Att	89/217	97/230
3rd Down Pct.	41.0	42.2
4th Down: Made/Att	2/11	8/16
4th Down Pct.	18.2	50.0
Possession Avg.	31.38	28.22
Total Net Yards	4987	4665
Avg. Per Game	311.7	291.6
Total Plays	1037	978
Avg. Per Play	4.8	4.8
Net Yards Rushing	2109	1478
Avg. Per Game	131.8	92.4
Total Rushes	543	369
Avg. Per Play	3.9	4.0
Net Yards Passing	2878	3187
Avg. Per Game	179.9	199.2
Sacked/Yards Lost	30/199	40/241
Gross Yards	3077	3428
Att./Comp.	464/288	569/349
Completion Pct.	62.1	61.3
Had Intercepted	17	22
Punts/Average	73/41.9	81/44.6
Net Punting Avg.	36.5	37.6
Penalties/Yards	101/773	90/745
Fumbles/Ball Lost	32/17	26/12
Touchdowns	28	35
Rushing	17	11
Passing	9	21
Returns	2	3

BY PERIODS	1	2	3	4	OT PTS
Titans	59	64	98	80	0 301
Opponents	65	78	64	84	6 297

SCORING TD RU PA RT PAT FG 2P TP				
Bironas	0 0 0 0 28/28	35/39	0	133
White	7 7 0 0 0/0	0/0	0	42
C.Brown	5 5 0 0 0/0	0/0	0	34
R.Williams	4 0 4 0 0/0	0/0	0	20
Young	3 3 0 0 0/0	0/0	0	18
Henry	2 2 0 0 0/0	0/0	0	12
Jones	2 0 2 0 0/0	0/0	0	12
Fuller	2 0 2 0 0/0	0/0	0	12
Gage	2 0 2 0 0/0	0/0	0	12
Scalife	1 0 1 0 0/0	0/0	0	6
Titans	28 17 9 2	28/28	35/39	0 301
Opponents	35 11 21 3	31/33	18/25	1 297

2-point conversions:
Titans 0-0, Opponents 1-1

PASSING ATT CMP PCT YARDS YDS/ATT TD INT LG SK/YDS RATING										
Young	382	238	62.3	2546	6.7	9	17	73	25/157	71.1
Collins	82	50	61.0	531	6.5	0	0	46	5/42	79.9
Titans	464	268	62.1	3077	6.6	9	17	73	30/199	72.6
Opponents	569	349	61.3	3428	6.0	21	22	69t	40/241	74.5

RUSHING NO YDS AVG LG TD	
White	303 1110 3.7 28 7
C.Brown	102 462 4.5 42 5
Young	93 395 4.2 21 3
Henry	31 119 3.8 24t 2
Jones	2 37 18.5 19 0
Davis	2 19 9.5 14 0
Hall	1 8 8.0 8 0
Barclay	1 3 3.0 3 0
Troupe	1 -1 -1.0 -1 0
Collins	3 -3 -1.0 -1 0
Hentrich	1 -8 -8.0 -8 0
Bell	1 -15 -15.0 -15 0
R.Williams	2 -17 -8.5 -6 0
Titans	543 2109 3.9 42 17
Opponents	369 1478 4.0 62t 11

RECEIVING NO YDS AVG LG TD	
Gage	55 750 13.6 73 2
R.Williams	55 719 13.1 48 4
Scalife	46 421 9.2 26 1
Moulds	32 342 10.7 46 0
Jones	21 248 11.8 35t 2
White	20 114 5.7 15 0
C.Brown	19 128 6.7 16 0
Hartsock	12 138 11.5 27 0
Hall	9 60 6.7 11 0
Henry	6 53 8.8 18 0
Troupe	5 47 9.4 13 0
Davis	5 38 7.6 13 0
Barclay	2 13 6.5 7 0
Ealy	1 6 6.0 6 0
Titans	288 3077 10.7 73 9
Opponents	349 3428 9.8 69t 21

INTERCEPTIONS NO YDS AVG LG TD	
Bulluck	5 63 12.6 35 0
Harper	3 62 20.7 32 0
Griffin	3 3 1.0 3 0
Fuller	2 137 68.5 76t 2
Hope	2 45 22.5 45 0
Lowry	2 18 9.0 17 0
Thornton	2 16 8.0 11 0
Finnegan	1 14 14.0 14 0
Hill	1 0 0.0 0 0
LaBoy	1 0 0.0 0 0
Titans	22 358 16.3 76t 2
Opponents	17 116 6.8 23 0

PUNTING NO YDS AVG NET TB IN LG B	
Hentrich	70 2939 42.0 36.5 6 24 66 0
Miller	3 121 40.3 37.0 0 1 52 0
Titans	73 3060 41.9 36.5 6 25 66 0
Opponents	81 3615 44.6 37.6 10 23 70 0

PUNT RETURNS NO FC YDS AVG LG TD	
Davis	31 12 293 9.5 39 0
Jones	6 0 29 4.8 13 0
Barclay	3 1 34 11.3 19 0
Finnegan	2 3 11 5.5 9 0
Titans	42 16 367 8.7 39 0
Opponents	31 16 274 8.8 80t 1

KICKOFF RETURNS NO YDS AVG LG TD	
Griffin	18 422 23.4 48 0
Barclay	14 304 21.7 37 0
Henry	13 272 20.9 46 0
Davis	2 37 18.5 19 0
Troupe	2 21 10.5 12 0
Lowry	1 15 15.0 15 0
Hartsock	1 14 14.0 14 0
Cramer	1 13 13.0 13 0
Titans	52 1098 21.1 48 0
Opponents	58 1404 24.2 76 0

FIELD GOALS 1-19 20-29 30-39 40-49 50+	
Bironas	0-0 10-12 12-12 9-10 4-5
Titans	0-0 10-12 12-12 9-10 4-5
Opponents	0-0 7-8 5-6 3-5 3-6
Bironas:	(20G, 31G), (30G, 36G), (33G, 27N), (30G, 40G, 47G), (48G), (52G, 25G, 21G, 30G, 28G, 43G, 29G, 29G), (35G, 23G), (47G, 53G), (36G, 49G), (56G, 37G), (28G, 23G), (53N), (44G, 29N), (37G, 37G, 40G, 25G), (46G) (40G, 54G, 33G)
Team:	(20G, 31G), (30G, 36G), (33G, 27N), (30G, 40G, 47G), (48G), (52G, 25G, 21G, 30G, 28G, 43G, 29G, 29G), (35G, 23G), (47G, 53G), (36G, 49G) (56G, 37G), (28G, 23G), (53N), (44G, 29N), (37G, 37G, 40G, 25G), (46G) (40G, 54G, 33G)
Opponents:	(22G), (22G, 39G, 20G, 36N), (, (32G, 53N, 28G, 48N, 50N), (23G, 43G), (, (50G, 43G, 54G), (40N), (, (21G, 39G), (26N), (45G, 50G), (20G), (36G), (51N), (37G)

SACKS
Vanden Bosch 12.0, Odom 8.0, Haynesworth 6.0, LaBoy 6.0, T.Brown 4.0, Finnegan 1.0, Fuller 1.0, Nickey 1.0, Thornton 1.0
Titans 40.0, Opponents 30.0

TACKLES (Solo, Assists, Total)
Thornton 97-43-140, Vanden Bosch 65-50-115, Bulluck 75-34-109, Finnegan 84-25-109, T.Brown 46-37-83, Harper 75-5-80, Fowler 42-31-73, Haynesworth 41-28-69, Hope 39-21-60, Lowry 41-20-61, Griffin 34-15-49, Odom 24-20-44, Starks 21-18-39, Tulloch 28-8-36, Fuller 27-8-35, LaBoy 15-5-20, Hill 13-1-14, Fisher 5-4-9, Veal 4-4-8, King 5-2-7, Conover 2-2-4, Herndon 3-0-3, Vickerson 2-1-3, Gardner 1-0-1, Nickey 1-0-1, Simon 0-1-1, Amato 0-0-0, Malenola 0-0-0, Woods 0-0-0
Titans (790-383-1173)

USUAL STARTING LINEUP

OFFENSE

- WR Roydell Williams (86)
- LT Michael Roos (71)
- LG Jacob Bell (60)
- C Kevin Mawae (68)
- RG Benji Olson (75)
- RT David Stewart (76)
- TE Bo Scalife (80)
- WR Justin Gage (12)
- TE Ben Hartsock (88)
- QB Vince Young (10)
- RB LenDale White (25)

DEFENSE

- LE Antwan Odom (98)
- LT Tony Brown (97)
- RT Albert Haynesworth (93)**
- RE Kyle Vanden Bosch (92)**
- LLB David Thornton (50)
- MLB Ryan Fowler (52)
- RLB Keith Bulluck (53)
- LCB Nick Harper (20)
- SCB Cortland Finnegan (31)
- RSB Chris Hope (24)
- FS Michael Griffin (33)

SPECIALISTS

- K Rob Bironas (2)**
- P Craig Hentrich (15)**

Pro Bowl

GM: Mike Reinfeldt; **Head Coach:** Jeff Fisher

Asst. Coaches: Norm Chow (off. coord.), Jim Schwartz (def. coord.), Dave McGinnis (Asst. head coach/LB), Sherman Smith (Asst. head coach/WR), Matt Burke (def. asst.), Chuck Cecil (DB), Marty Galbraith (ST asst.), Fred Graves (WR), Craig Johnson (QB), Alan Lowry (ST), Mike Munichak (OL), Marcus Robertson (Asst. Secondary), Jim Washburn (DL), Steve Watterson (strength & rehab.), John Zernelt (TE)

2006 SEASON (8-8)

Head Coach: Jeff Fisher

Postseason: 0-0

Standings: 2nd Place AFC South

DATE	OPPONENT	SCORE	WL	ATT
Sep. 10	N.Y. JETS	16-23	L	69,143
Sep. 17	at San Diego	7-40	L	64,344
Sep. 24	at Miami	10-13	L	72,733
Oct. 1	DALLAS	14-45	L	69,143
Oct. 8	at Indianapolis	13-14	L	57,021
Oct. 15	at Washington	25-22	W	88,550
Oct. 22	BYE			
Oct. 29	HOUSTON	28-22	W	69,143
Nov. 5	at Jacksonville	7-37	L	66,524
Nov. 12	BALTIMORE	26-27	L	69,143
Nov. 19	at Philadelphia	31-13	W	69,232
Nov. 26	N.Y. GIANTS	24-21	W	69,143
Dec. 3	INDIANAPOLIS	20-17	W	69,143
Dec. 10	at Houston	26-20*	W	70,760
Dec. 17	JACKSONVILLE	24-17	W	69,143
Dec. 24	at Buffalo	30-29	W	54,765
Dec. 31	NEW ENGLAND	23-40	L	69,143

* Overtime

	TITANS	OPP
TOTAL FIRST DOWNS	261	329
Rushing	105	121
Passing	133	181
Penalty	23	27
3rd Down: Made/Att	67/205	90/221
3rd Down Pct.	32.7	40.7
4th Down: Made/Att	7/17	10/17
4th Down Pct.	41.2	58.8
Possession Avg.	27:17	32:43
Total Net Yards	4810	5915
Avg. Per Game	300.6	369.7
Total Plays	945	1062
Avg. Per Play	5.1	5.6
Net Yards Rushing	2214	2313
Avg. Per Game	138.4	144.6
Total Rushes	469	506
Avg. Per Play	4.7	4.6
Net Yards Passing	2596	3602
Avg. Per Game	162.3	225.1
Sacked/Yards Lost	29/152	26/148
Gross Yards	2748	3750
Att./Comp.	447/226	530/335
Completion Pct.	50.6	63.2
Had Intercepted	19	17
Punts/Average	88/42.7	68/42.5
Net Punting Avg.	37.3	34.4
Penalties/Yards	94/803	102/906
Fumbles/Ball Lost	29/7	19/11
Touchdowns	36	46
Rushing	15	20
Passing	13	24
Returns	8	2

BY PERIODS	1	2	3	4	OTPTS
Titans	52	87	81	98	6 324
Opponents	84	116	85	115	0 400

SCORING	TU	RD	PA	RT	PAT	FG	2P	PTP
Bironas	0	0	0	0	32/32	22/28	0	98
Henry	7	7	0	0	0/0	0/0	0	144
Young	7	7	0	0	0/0	0/0	0	144
A.Jones	4	0	4	0	0/0	0/0	0	24
B.Jones	4	0	4	0	0/0	0/0	0	24
Bennett	3	0	3	0	0/0	0/0	0	20
Scaife	3	1	2	0	0/0	0/0	0	18
Troupe	2	0	2	0	0/0	0/0	0	12
Wade	2	0	2	0	0/0	0/0	0	12
T.Brown	1	0	0	1	0/0	0/0	0	6
Bulluck	1	0	0	1	0/0	0/0	0	6
Hope	1	0	0	1	0/0	0/0	0	6
Finnegan	1	0	0	1	0/0	0/0	0	6
Titans	36	15	13	8	32/32	22/28	3	324
Opponents	46	20	24	41	4/4	27/31	1	400

2-point conversions:
Titans 3-3, Opponents 1-2

PASSING	ATT	CMP	PCT	YARDS	YDS/ATT	TD	INT	LG	SK/YDS	RATING
Young	357	184	51.5	2199	6.2	12	13	53	25/129	66.7
Collins	90	42	46.7	549	6.1	1	6	36	4/23	42.3
Titans	447	226	50.6	2748	6.1	13	19	53	29/152	61.8
Opponents	530	335	63.2	3750	7.1	24	17	68t	26/148	86.0

RUSHING	NO	YDS	AVG	LG	TD
Henry	270	1211	4.5	70t	7
Young	83	552	6.7	39t	7
White	61	244	4.0	26	0
C.Brown	41	156	3.8	21	0
Hall	7	21	3.0	11	0
Scaife	1	13	13.0	13t	1
A.Jones	2	8	4.0	7	0
Roby	1	3	3.0	3	0
B.Jones	1	3	3.0	3	0
Givens	1	3	3.0	3	0
Nickey	1	0	0.0	0	0
Titans	469	2214	4.7	70t	15
Opponents	506	2313	4.6	73	20

RECEIVING	NO	YDS	AVG	LG	TD
Bennett	46	737	16.0	39	3
Wade	33	461	14.0	25	2
Scaife	29	370	12.8	34	2
B.Jones	27	384	14.2	53	4
Henry	18	78	4.3	12	0
Hall	15	138	9.2	28	0
White	14	60	4.3	13	0
Troupe	13	150	11.5	32	2
R.Williams	8	121	15.1	20	0
Givens	8	104	13.0	27	0
Hartssock	6	68	11.3	23	0
A.Jones	2	31	15.5	17	0
Roby	2	28	14.0	21	0
Cramer	2	8	4.0	6	0
C.Brown	2	4	2.0	4	0
Wallace	1	6	6.0	6	0
Titans	226	2748	12.2	53	13
Opponents	335	3750	11.2	68t	24

INTERCEPTIONS	NO	YDS	AVG	LG	TD
Hope	5	105	21.0	61t	1
A.Jones	4	130	32.5	83t	1
Thompson	3	14	4.7	11	0
Hill	2	20	10.0	11	0
Simron	1	13	13.0	13	0
Bulluck	1	0	0.0	0	0
Tulloch	1	0	0.0	0	0
Titans	17	282	16.6	83t	2
Opponents	19	250	13.2	55t	2

PUNTING	NO	YDS	AVG	NET	TB	IN	LG	B
Hentrich	88	3760	42.7	37.3	10	32	73	0
Titans	88	3760	42.7	37.3	10	32	73	0
Opponents	68	2888	42.5	34.4	4	18	61	1

PUNT RETURNS	NO	FC	YDS	AVG	LG	TD
A.Jones	34	3	440	12.9	90t	3
Wade	3	3	27	9.0	18	0
Titans	37	6	467	12.6	90t	3
Opponents	33	24	278	8.4	39	0

KICKOFF RETURNS	NO	YDS	AVG	LG	TD
Wade	50	1194	23.9	48	0
A.Jones	20	521	26.1	70	0
Scaife	4	64	16.0	18	0
Cramer	3	37	12.3	21	0
White	1	14	14.0	14	0
Hartssock	1	5	5.0	5	0
Titans	79	1835	23.2	70	0
Opponents	58	1263	21.8	52	0

FIELD GOALS	1-19	20-29	30-39	40-49	50+
Bironas	0-0	10-11	7-7	4-8	1-2
Titans	0-0	10-11	7-7	4-8	1-2
Opponents	1-1	10-11	6-10	10-10	0-1

FIELD GOALS	1-19	20-29	30-39	40-49	50+
Bironas: (0,	0,	(51N, 22G), (33G, 39G), (22G, 47G), (32G, 26G, 30G), (0,	0), (21G, 41N, 43G), (36G), (48N, 49G), (25G, 60G), (41G, 33G), (44N, 27G), (42G, 20G, 30G), (25G, 23N, 27G, 27G)
Team: (0,	0), (51N, 22G), (33G, 39G), (22G, 47G), (32G, 26G, 30G), (0,	0), (21G, 41N, 43B), (36G), (48N, 49G), (25G, 60G), (41G, 33G), (44N, 27G), (42G, 20G, 30G), (25G, 23N, 27G, 27G)	

Opponents: (18G, 34N, 30N), (28G, 31G, 35G, 44G), (40G, 30N, 39G), (28G, 39G), (

SACKS
Vanden Bosch 6.5, LaBoy 3.5, Starks 3.0, Bulluck 2.5, Haynesworth 2.0, Finnegan 2.0, T.Brown 1.5, Mahelona 1.0, A.Jones 1.0, Bockwoldt 1.0, Odom 0.5, Smith 0.5, Simron 0.5, Tulloch 0.5
Titans 26.0, Opponents 29.0

TACKLES (Solo, Assists, Total)
Bulluck 107-54-161, Hope 99-29-128, Thornton 93-29-122, Vanden Bosch 67-51-118, Simron 67-38-105, Thompson 58-19-77, Smith 43-33-76, P.Jones 54-13-67, Hill 41-18-59, Haynesworth 34-25-59, Finnegan 47-10-57, LaBoy 31-26-57, Starks 36-20-56, T. Brown 33-18-51, Tulloch 23-14-37, Conover 12-9-21, Mahelona 12-9-21, Fuller 11-4-15, Odom 9-6-15, Bockwoldt 4-3-7, Scott 2-3-5, Woolfolk 4-0-4, Savage 2-2-4, Amato 2-1-3, Reynolds 2-0-2, Lowry 0-1-1.
Titans (893-435-1328)

USUAL STARTING LINEUP	
OFFENSE	
WR	Brandon Jones (81)
LT	Michael Roos (71)
LG	Jacob Bell (60)
C	Kevin Mawae (68)
RG	Benji Olson (75)
RT	David Stewart (76)
TE	Bo Scaife (80)
WR	Drew Bennett (83)
FB	Ahmad Hall (45)
QB	Vince Young (10)
RB	Travis Henry (20)
DEFENSE	
LE	Kyle Vanden Bosch (93)
LT	Robaire Smith (98)
RT	Albert Haynesworth (92)
RE	Travis LaBoy (91)
LLB	David Thornton (50)
MLB	Peter Simron (59)
RLB	Keith Bulluck (53)
LCB	Reynaldo Hill (21)
RCB	Pacman Jones (32)
SS	Chris Hope (24)
FS	Lamont Thompson (28)
SPECIALISTS	
K	Rob Bironas (2)
P	Craig Hentrich (15)
Pro Bowl	

GM: Floyd Reese; Head Coach: Jeff Fisher
Asst. Coaches: Norm Chow (off. coord.), Jim Schwartz (def. coord.), Dave McGinnis (Asst. head coach/LB), Sherman Smith (Asst. head coach/RB), Matt Burke (def. asst.), Chuck Cecil (S/nickel), Marty Galbraith (ST asst.), Craig Johnson (QB), Alan Lowry (ST), Mike Munchak (OL), Ray Sherman (WR), Jim Washburn (DL), Steve Watterson (strength & rehab.), Everett Withers (DB), John Zernhalt (TE).

2005 SEASON (4-12)

Head Coach: Jeff Fisher

Postseason: 0-0

Standings: 3rd Place AFC South

DATE	OPPONENT	SCORE	W/L	ATT
Sep. 11	at Pittsburgh	7-34	L	62,931
Sep. 18	BALTIMORE	25-10	W	69,149
Sep. 25	at St. Louis	27-31	L	65,835
Oct. 2	INDIANAPOLIS	10-11	L	69,149
Oct. 9	at Houston	34-30	W	70,430
Oct. 16	CINCINNATI	23-31	L	69,149
Oct. 23	at Arizona	10-20	L	39,482
Oct. 30	OAKLAND	25-34	L	69,149
Nov. 6	at Cleveland	14-20	L	72,594
Nov. 13	BYE			
Nov. 20	JACKSONVILLE	28-31	L	69,149
Nov. 27	SAN FRAN.	33-22	W	69,149
Dec. 4	at Indianapolis	3-35	L	57,228
Dec. 11	HOUSTON	13-10	W	69,149
Dec. 18	SEATTLE	24-28	L	69,149
Dec. 24	at Miami	10-24	L	72,001
Jan. 1	at Jacksonville	13-40	L	65,485

	TITANS	OPP
TOTAL FIRST DOWNS	279	294
Rushing	72	89
Passing	191	180
Penalty	16	25
3rd Down: Made/Att	75/218	71/200
3rd Down Pct.	34.4	35.5
4th Down: Made/Att	9/31	7/11
4th Down Pct.	29.0	63.6
Possession Avg.	31:13	28:47
Total Net Yards	5122	5110
Avg. Per Game	320.1	319.4
Total Plays	1022	960
Avg. Per Play	5.0	5.3
Net Yards Rushing	1525	1894
Avg. Per Game	95.3	118.4
Total Rushes	397	449
Avg. Per Play	3.8	4.2
Net Yards Passing	3597	3216
Avg. Per Game	224.8	201.0
Sacked/Yards Lost	31/200	41/246
Gross Yards	3797	3462
Att./Comp.	594/358	470/296
Completion Pct.	60.3	63.0
Had Intercepted	14	9
Punts/Average	78/43.2	85/44.1
Net Punting Avg.	78/37.8	85/37.5
Penalties/Yards	125/1002	95/718
Fumbles/Ball Lost	27/12	20/11
Touchdowns	33	51
Rushing	8	12
Passing	20	33
Returns	5	6

BY PERIODS	1	2	3	4	OTPTS	
Titans	50	88	83	78	0	299
Opponents	79	132	108	102	0	421

SCORING	TD	R	P	PAT	FG	S	TP
Bironas	0	0	0	0	30/32	23/29	99
Brown	7	5	2	0	0	0	42
Bennett	4	0	4	0	0	0	24
Troupe	4	0	4	0	0	0	24
B. Jones	2	0	2	0	0	0	12
Kinney	2	0	2	0	0	0	12
Odom	2	0	2	0	0	0	12
Payton	2	2	0	0	0	0	12
Scaife	2	0	2	0	0	0	12
R. Williams	2	0	2	0	0	0	12
Fleming	1	0	1	0	0	0	6
Hill	1	0	1	0	0	0	6
P. Jones	1	0	1	0	0	0	6
Kassell	1	0	1	0	0	0	6
McNair	1	1	0	0	0	0	6
Roby	1	0	1	0	0	0	6
Wade LG	1	0	0	1	0	0	6
Reynolds	0	0	0	0	0	1	2
Titans	33	8	20	5	30/32	23/29	1299
Opponents	51	12	33	6	48/49	21/27	0421

2-point conversions:
Titans 0-1, Opponents 2-2

PASSING	ATT	CMP	PCT	YARDS	YDS/ATT	TD	INT	LG	SK/YDS	RATING
McNair	476	292	61.3	3161	6.64	11	57	20/134	82.4	
Volek	88	50	56.8	474	5.39	4	2	55t	9/45	77.6
Mauck	27	15	55.6	136	5.04	0	1	17	1/8	53.9
Hentrich	2	1	50.0	26	13.0	0	0	26	0/0	95.8
Bennett	1	0	0.0	0	0.0	0	0	0	0/0	39.6
P. Jones	0	0	---	0	---	0	0	---	1/13	---
Titans	594	358	60.3	3797	6.39	20	14	57	31/200	80.3
Opponents	470	296	63.0	3462	7.37	33	9	63t	41/246	100.7

GM: Floyd Reese; **Head Coach:** Jeff Fisher

Asst. Coaches: Norm Chow (off. coord.), Jim Schwartz (def. coord.), George Henshaw (asst. head coach/off.), Dave McGinnis (LB), Chuck Cecil (S/nickel), Marty Galbraith (ST asst.), Ned James (off. asst.), Craig Johnson (QB), Alan Lowry (ST), Mike Munchak (OL), Ray Sherman (WR), Sherman Smith (RB), Jim Washburn (DL), Steve Waterson (strength and conditioning), Everett Withers (DB)

RUSHING	NO	YDS	AVG	LG	TD
Brown	224	851	3.8	38t	5
Henry	88	335	3.8	29	0
McNair	32	139	4.3	19	1
Payton	33	105	3.2	15	2
Mauck	7	39	5.6	12	0
Nash	6	32	5.3	8	0
Roby	2	16	8.0	11	0
Bennett	1	3	3.0	3	0
Volek	1	3	3.0	3	0
B. Jones	1	1	1.0	1	0
Wade LG	1	1	1.0	1	0
Wade TM	1	1	1.0	1	0
Hentrich	1	0	0.0	0	0
Titans	397	1525	3.8	38t	8
Opponents	449	1894	4.2	52	12

RECEIVING	NO	YDS	AVG	LG	TD
Bennett	58	738	12.7	55t	4
Kinney	55	543	9.9	27	2
Troupe	55	530	9.6	35	4
Scaife	37	273	7.4	19	2
Brown	25	327	13.1	57	2
B. Jones	23	299	13.0	38t	2
Calico	22	191	8.7	18	0
R. Williams	21	299	14.2	50t	2
Roby	21	289	13.8	32	1
Wade LG	14	120	8.6	17	0
Wade TM	4	40	10.0	15	0
Henry	13	117	9.0	42	0
Fleming	10	69	6.9	18	1
Payton	6	30	5.0	9	0
Nash	3	14	4.7	7	0
Guenther	2	13	6.5	8	0
Nickey	1	26	26.0	26	0
Small	1	6	6.0	6	0
Roos	1	-7	-7.0	-7	0
Titans	358	3797	10.6	57	20
Opponents	296	3462	11.7	63t	33

INTERCEPTIONS	NO	YDS	AVG	LG	TD
Hill	3	88	29.3	52t	1
Bulluck	2	16	8.0	16	0
Kassell	1	21	21.0	21t	1
Woolfolk	1	3	3.0	3	0
T. Williams	1	1	1.0	1	0
Thompson	1	0	0.0	0	0
Titans	9	129	14.3	52t	2
Opponents	14	293	20.9	85t	4

PUNTING	NO	YDS	AVG	NET	TB	IN	LG	B
Hentrich	78	3371	43.2	37.8	14	21	59	0
Titans	78	3371	43.2	37.8	14	21	59	0
Opponents	85	3746	44.1	37.5	7	16	74	1

PUNT RETURNS	NO	FC	YDS	AVG	LG	TD
Wade LG	33	9	317	9.6	73t	1
P. Jones	29	8	272	9.4	52t	1
Thurman TM	9	5	31	3.4	11	0
B. Jones	5	0	75	15.0	32	0
Thompson	1	0	31	31.0	31	0
Ta. Williams	1	0	9	9.0	9	0
Titans	45	13	418	9.3	52t	1
Opponents	32	20	144	4.5	15	0

KICKOFF RETURNS	NO	YDS	AVG	LG	TD
P. Jones	43	1127	26.2	85	0
Roby	22	495	22.5	59	0
Payton	2	24	12.0	24	0
Thurman TM	2	42	21.0	25	0
Fleming	1	9	9.0	9	0
Titans	70	1697	24.2	85	0
Opponents	57	1290	22.6	50	0

FIELD GOALS	1-19	20-29	30-39	40-49	50+
Bironas	0/0	10/10	6/7	5/7	2/5
Titans	0/0	10/10	6/7	5/7	2/5
Opponents	1/1	6/6	9/14	5/5	0/1

Bironas: (47N) (39G, 29G, 47G) (41G, 39G) (34G, 38N) (52G, 58N, 49G) (24G, 29G, 47G) (53G) (39G, 24G) (50N) () (35G, 41G, 21G, 22G) (51N, 24G) (46N, 23G, 21G) (21G) (38G) (24G) ()

Team: (47N) (39G, 29G, 47G) (41G, 39G) (34G, 38N) (52G, 58N, 49G) (24G, 29G, 47G) (53G) (39G, 24G) (50N) () (35G, 41G, 21G, 22G) (51N, 24G) (46N, 23G, 21G) (38G) (24G) ()

Opponents: (44G, 27G) (30G) (46G) (20G) (32G, 38G, 43G, 47G) (52N, 21G) (33G, 24G) (22G, 32G) (37G, 19G, 39N) (31G) (34N) () (30G, 37B, 31N) (36B) (25G) (46G, 38G)

SACKS
Vanden Bosch 12.5, LaBoy 6.5, Bulluck 5, Long 3.5, Haynesworth 3, Starks 3, Sirmom 2.5, Odom 2, Schobel 1, Thompson 1, Claus 0.5, Waddell 0.5
Titans 41, Opponents 31

TACKLES (Solo, Assists, Total)
Bulluck 106-44-150, Vanden Bosch 55-45-100, Sirmom 56-33-89, Kassell 56-33-89, Haynesworth 52-33-85, T. Williams 65-18-83, Thompson 63-15-78, Starks 40-38-78, LaBoy 36-28-64, P. Jones 43-10-53, Woolfolk 42-10-52, Odom 28-22-50, Long 30-19-49, Hill 40-6-46, Claus 13-17-30, Boiman 13-15-28, Waddell 13-4-17, Reynolds 9-5-14, Schobel 7-4-11, Beckham 9-1-10, Sandy 1-1-2, Spencer 1-0-1, Nicky 1-0-1, Gardner 0-0-0, Fuller 0-0-0.
Titans (779-401-1180)

USUAL STARTING LINEUP	
OFFENSE	
WR	Drew Bennett (83)
LT	Brad Hopkins (72)
LG	Zach Piller (69)
C	Justin Hartwig (77)
RG	Benji Olson (75)
RT	Michael Roos (71)
TE	Erion Kinney (88)
WR	Brandon Jones (81)
FB/TE	Tray Fleming (44)/Ben Troupe (84)
QB	Steve McNair (9)
RB	Chris Brown (29)
DEFENSE	
LE	Kyle Vanden Bosch (93)
LT	Randy Starks (90)
RT	Albert Haynesworth (92)
RE	Antwan Odum (98)
LLB	Peter Sirmom (59)
MLB	Brad Kassell (55)
RLB	Keith Bulluck (53)
LCB	Reynaldo Hill (21)
RCB	Pacman Jones (32)
SS	Tank Williams (25)
FS	Lamont Thompson (28)
SPECIALISTS	
K	Brad Bironas (2)
P	Craig Hentrich (15)
Pro Bowl	

Head Coach: Jeff Fisher

Postseason: 0-0

Standings: 3rd Place AFC Central

DATE	OPPONENT	SCORE	WL	ATT
Sep. 9	MIAMI	23-31	L	68,798
Sep. 23	at Jacksonville	6-13	L	65,994
Sep. 30	BYE			
Oct. 7	at Baltimore	7-26	L	69,494
Oct. 14	TAMPA BAY	31-28*	W	68,798
Oct. 21	at Detroit	27-24	W	76,940
Oct. 29	at Pittsburgh	7-34	L	63,763
Nov. 4	JACKSONVILLE	28-24	W	68,798
Nov. 12	BALTIMORE	10-16	L	68,798
Nov. 18	at Cincinnati	20-7	W	63,865
Nov. 25	PITTSBURGH	24-34	L	68,801
Dec. 2	at Cleveland	31-15	W	72,818
Dec. 9	at Minnesota	24-42	L	64,271
Dec. 16	GREEN BAY	26-20	W	68,804
Dec. 22	at Oakland	13-10	W	61,934
Dec. 30	CLEVELAND	38-41	L	68,798
Jan. 6	CINCINNATI	21-23	L	68,798

	TITANS	OPP
TOTAL FIRST DOWNS	288	300
Rushing	87	79
Passing	179	192
Penalty	22	29
3rd Down: Made/Att	98/233	74/212
3rd Down Pct.	42.1	34.9
4th Down: Made/Att	2/15	7/14
4th Down Pct.	13.3	50.0
POSSESSION AVG.	31.29	28.31
TOTAL NET YARDS	5352	5515
Avg. Per Game	334.5	344.7
Total Plays	1026	996
Avg. Per Play	5.2	5.5
NET YARDS RUSHING	1794	1431
Avg. Per Game	112.1	89.4
Total Rushes	468	405
Avg. Per Play	3.8	3.5
NET YARDS PASSING	3558	4084
Avg. Per Game	222.4	255.3
Sacked/Yards Lost	43/309	32/176
Gross Yards	3867	4259
Att./Comp.	515/307	559/328
Completion Pct.	59.6	58.7
Had Intercepted	17	13
PUNTS/AVERAGE	85/42.0	82/41.3
NET PUNTING AVG.	85/37.0	82/35.7
PENALTIES/YARDS	119/1025	88/832
FUMBLES/BALL LOST	18/11	21/11
TOUCHDOWNS	39	46
Rushing	12	17
Passing	23	27
Returns	4	2

BY PERIODS	1	2	3	4	OT	P	T
Titans	84	73	90	86	3	336	
Opponents	61	127	74	126	0	388	

SCORING	TD	R	P	AT	FG	S	TP
Nedney	0	0	0	34/35	20/28	0	94
Mason	10	0	9	1	0	0	62
K. Dyson	7	0	7	0	0	0	44
George	5	5	0	0	0	0	30
McNair	5	5	0	0	0	0	30
Wycheck	4	0	4	0	0	0	24
Green	2	1	1	0	0	0	12
Mitchell	2	0	0	2	0	0	12
Bennett	1	0	1	0	0	0	8
Hicks	1	1	0	0	0	0	6
Kinney	1	0	1	0	0	0	6
Myers	1	0	0	1	0	0	6
Fisk	0	0	0	0	1	2	
Titans	38	12	23	4	34/35	20/28	1 336
Opponents	46	17	27	2	44/44	22/29	0 388

2-point conversions: Mason, K. Dyson, Bennett
 Titans 3-4, Opponents 1-2

PASSING	ATT	CMP	PCT	YARDS	YDS/ATT	TD	INT	LG	SK/YDS	RATING
McNair	431	264	61.3	3350	7.77	21	12	711	37/251	90.2
O'Donnell	76	42	55.3	496	6.53	2	2	35t	6/58	73.1
Volek	3	0	0.0	0	0.00	0	0	0	0/0	39.6
Green	2	0	0.0	0	0.00	0	2	0	0/0	0.0
Hentrich	2	0	0.0	0	0.00	0	1	0	0/0	0.0
Wycheck	1	1	100.0	21	21.00	0	0	21	0/0	118.8
Titans	515	307	59.6	3867	7.51	23	17	71t	43/309	84.2
Opponents	559	328	58.7	4259	7.62	27	13	78	32/175	89.1

RUSHING	NO	YDS	AVG	LG	TD
George	315	939	3.0	27	5
McNair	75	414	5.5	24	5
Hicks	56	341	6.1	51	1
Green	15	71	4.7	21	1
O'Donnell	6	28	4.7	15	0
Wycheck	1	1	1.0	1	0
Titans	468	1794	3.8	51	12
Opponents	405	1431	3.5	48t	17

RECEIVING	NO	YDS	AVG	LG	TD
Mason	73	1128	15.5	71t	9
Wycheck	60	672	11.2	30	4
K. Dyson	54	825	15.3	68t	7
George	37	279	7.5	25	0
Kinney	25	263	10.5	24	1
Bennett	24	329	13.7	50	1
Green	12	64	5.3	10	1
Sanders	5	74	14.8	22	0
Hicks	5	22	4.4	9	0
McCareins	3	88	29.3	36	0
Meier	3	31	10.3	18	0
Natkin	2	42	21.0	27	0
Berlin	2	28	14.0	19	0
Coleman	1	19	19.0	19	0
Ours	1	3	3.0	3	0
Titans	307	3867	12.6	71t	23
Opponents	328	4259	13.0	78	27

INTERCEPTIONS	NO	YDS	AVG	LG	TD
A. Dyson	3	36	12.0	36	0
Rolle	3	3	1.0	3	0
Bulluck	2	21	10.5	21	0
Robinson	2	13	6.5	13	0
Godfrey	1	5	5.0	5	0
Booker	1	0	0.0	0	0
Favors	1	0	0.0	0	0
Titans	13	78	6.0	36	0
Opponents	17	163	9.6	45t	2

PUNTING	NO	YDS	AVG	NET	TB	IN	LG	B
Hentrich	85	3567	42.0	37.0	8	28	70	0
Titans	85	3567	42.0	37.0	8	28	70	0
Opponents	82	3388	41.3	35.7	9	25	58	1

PUNT RETURNS	NO	FC	YDS	AVG	LG	TD
Mason	20	19	128	6.4	20	0
J. Walker	14	4	125	8.9	36	0
McCareins	2	0	29	14.5	18	0
Titans	36	23	282	7.8	36	0
Opponents	36	20	264	7.3	31	0

KICKOFF RETURNS	NO	YDS	AVG	LG	TD
Mason	34	748	22.0	101t	1
Berlin	13	253	19.5	32	0
Coleman	11	251	22.8	34	0
McCareins	4	70	17.5	21	0
J. Walker	3	33	11.0	19	0
Green	2	20	10.0	12	0
Bennett	1	11	11.0	11	0
Kinney	1	13	13.0	13	0
Long	1	10	10.0	10	0
Rolle	1	3	3.0	3	0
Titans	71	1413	19.9	101t	1
Opponents	57	1418	24.9	81	0

FIELD GOALS	1-19	20-29	30-39	40-49	50+
Nedney	0/0	6/6	5/5	8/15	1/2
Titans	0/0	6/6	5/5	8/15	1/2
Opponents	0/0	4/4	15/17	2/7	1/1

Nedney: (51G) (47N, 22G, 43G) (46N) (44G, 45G, 47N, 49G) (38G, 4G, 30G, 46G) (48N) (51N, 46G) (48N, 27G) (41G, 37G) (49G) (29G) (37G) (44N, 24G) (22G, 21G) (31G) ()
Opponents: (37G) (35G, 37N, 39G) (26G, 25G) () (40B, 23G) (48N, 42G, 27G) (38G) (31G, 33G, 30G) () (39G, 47N, 37G) () () (33G, 54G) (40N, 35G, 33N, 42N) (30G, 44G) (30G, 33G, 34G)

SACKS
 Kearse 10.0, Evans 5.5, Fisk 2.5, Carter 2.0, Rolle 2.0, Smith 2.0, Favors 1.5, Morris 1.5, Bulluck 1.0, Chamberlin 1.0, Ford 1.0, Godfrey 1.0, Robinson 1.0
Titans 32.0, Opponents 43.0

TACKLES (Solo, Assists, Total)
 Godfrey (79-32-111), Robinson (58-43-101) Phenix (63-24-87), Evans (53-24-77), Fisk (38-30-68), Kearse (39-25-64), Bulluck (35-29-64), Carter (39-22-61), Favors (34-27-61), A. Dyson (52-6-58), Rolle (52-4-56), Morris (34-12-46), Ford (24-20-44), Jenkins (12-3-15), Porter (26-5-31), Bishop (22-5-27), Mitchell (22-2-25), Salave'a (6-12-18), J. Walker (8-9-17), Smith (8-8-16), Chamberlin (12-3-15), Booker (6-2-8), Myers (2-2-4), Thomas (2-1-3), Green (1-0-1)
Titans (751-352-1103)

USUAL STARTING LINEUP

OFFENSE

WR Derrick Mason (85)
 TE/FB Erron Kinney (88)
 LT Brad Hopkins (72)
 LG Zach Piller (69)
C Bruce Matthews (74)
 RT Benji Olson (75)
 RG Fred Miller (71)
 TE Frank Wycheck (89)
 WR Kevin Dyson (87)
 QB Steve McNair (9)
 RB Eddie George (27)

DEFENSE

LE Kevin Carter (93)
 LT Josh Evans (91)
 RT Jason Fisk (97)
RE Jevon Kearse (90)
 LLB Greg Favors (51)
 MLB Randall Godfrey (56)
 RLB Eddie Robinson (55)
 LCB Andre Dyson (22)
 RCB Samari Rolle (21)
 SS Aric Morris (28)
 FS Perry Phenix (35)

SPECIALISTS

K Joe Nedney (6)
 P Craig Hentrich (15)

Pro Bowl

GM: Floyd Reese; **Head Coach:** Jeff Fisher
Asst. Coaches: Mike Heimendinger (off. coord.), Jim Schwartz (def. coord.), George Henshaw (asst. head coach/off.), Gunther Cunningham (asst. head coach defense/LB), Chuck Cecil (def. asst.), Craig Johnson (off. asst.), Alan Lowry (ST), Mike Munchak (OL), Sherman Smith (RB), Steve Walters (WR), Jim Washburn (DL), Steve Watterson (strength & rehab.), Everett Withers (DB)

2000 SEASON (13-3)

Head Coach: Jeff Fisher

Postseason: 0-1

Standings: 1st AFC Central

DATE	OPPONENT	SCORE	WL	ATT
Sep. 3	at Buffalo	13-16	L	77,492
Sep. 10	KANSAS CITY	17-14*	W	68,203
Sep. 17	BYE			
Sep. 24	at Pittsburgh	23-20	W	51,769
Oct. 1	NY GIANTS	28-14	W	68,341
Oct. 8	at Cincinnati	23-14	W	63,406
Oct. 16	JACKSONVILLE	27-13	W	68,498
Oct. 22	at Baltimore	14-6	W	69,200
Oct. 30	at Washington	27-21	W	83,472
Nov. 5	PITTSBURGH	9-7	W	68,498
Nov. 12	BALTIMORE	23-24	L	68,490
Nov. 19	CLEVELAND	24-10	W	68,498
Nov. 26	at Jacksonville	13-16	L	65,454
Dec. 3	at Philadelphia	15-13	W	65,639
Dec. 10	CINCINNATI	35-3	W	68,498
Dec. 17	at Cleveland	24-0	W	72,318
Dec. 25	DALLAS	31-0	W	68,498
Jan. 7	BALTIMORE	10-24	L	68,527

	TITANS	OPP
TOTAL FIRST DOWNS	299	215
Rushing	107	62
Passing	167	134
Penalty	25	19
3rd Down: Made/Att	97/228	68/221
3rd Down Pct.	42.5	30.8
4th Down: Made/Att	4/11	1/12
4th Down Pct.	36.4	8.3
POSSESSION AVG.	33.48	26.12
TOTAL NET YARDS	5350	3814
Avg. Per Game	334.4	238.4
Total Plays	1036	908
Avg. Per Play	5.2	4.2
NET YARDS RUSHING	2085	1390
Avg. Per Game	130.3	86.9
Total Rushes	546	387
NET YARDS PASSING	3265	2424
Avg. Per Game	204.1	151.5
Sacked/Yards Lost	28/165	55/337
Gross Yards	3430	2761
Att./Comp.	462/286	466/242
Completion Pct.	61.9	51.9
Had Intercepted	16	17
PUNTS/AVERAGE	76/40.8	105/42.7
NET PUNTING AVG.	76/36.3	105/35.0
PENALTIES/YARDS	107/870	97/778
FUMBLES/BALL LOST	24/14	39/13
TOUCHDOWNS	38	20
Rushing	14	7
Passing	18	10
Returns	6	3

BY PERIODS	1	2	3	4	OT PTS
Titans	65	111	75	92	3 346
Opponents	36	50	30	75	0 191

SCORING	TDR	PA	RT	PAT	FG	S	TP
Del Greco	0	0	0	0	37/38	27/33	0 118
George	16	14	2	0	0	0	96
Mason	6	0	5	1	0	0	36
Wycheck	4	0	4	0	0	0	24
Neal	2	0	2	0	0	0	12
Thigpen	2	0	2	0	0	0	12
Bulluck	1	0	0	1	0	0	6
K.Dyson	1	0	1	0	0	0	6
Ford	1	0	0	1	0	0	6
Godfrey	1	0	0	1	0	0	6
Kinney	1	0	1	0	0	0	6
Phenix	1	0	1	0	0	0	6
Rolle	1	0	1	0	0	0	6
Thomas	1	0	1	0	0	0	6
Hentrich	0	0	0	0	0/0	0/1	0 0
Titans	38	14	18	6	37/38	27/34	0 346
Opponents	20	7	10	3	20/20	17/22	0 191

2-point conversions: Titans 0-0, Opponents 0-0

PASSING	ATT	CMP	PCT	YARDS	YDS/ATT	TD	INT	LG	SK/YDS	RATING
McNair	396	248	62.6	2847	7.19	15	56t	24/141		83.2
O'Donnell	64	36	56.3	530	8.28	2	3	67	3/23	74.3
Wycheck	2	2	100.0	53	26.50	1	0	30t	0/0	158.3
Titans	462	286	61.9	3430	7.42	18	16	67	28/165	83.2
Opponents	466	242	51.9	2761	5.92	10	17	48	55/337	62.0

RUSHING	NO	YDS	AVG	LG	TD
George	403	1509	3.7	35t	14
McNair	71	404	5.7	25	0
Thomas	61	175	2.9	20	0
Mason	1	1	1.0	1	0
Neal	1	-2	-2.0	-2	0
O'Donnell	9	-2	-2.2	4	0
Titans	546	2085	3.8	35t	14
Opponents	387	1390	3.6	80t	7

RECEIVING	NO	YDS	AVG	LG	TD
Wycheck	70	636	9.1	26	4
Mason	63	895	14.2	34	5
George	50	453	9.1	24	2
Sanders	33	536	16.2	54	0
Kinney	19	197	10.4	19	1
Thigpen	15	289	19.3	56t	2
Pickens	10	242	24.2	67	0
Neal	9	31	3.4	8	2
Thomas	8	35	4.4	9t	1
Dyson	6	104	17.3	30t	1
Roan	3	12	4.0	6	0
Titans	286	3430	12.0	67	18
Opponents	242	2761	11.4	48	10

INTERCEPTIONS	NO	YDS	AVG	LG	TD
Rolle	7	140	20.0	81t	1
Sidney	3	19	6.3	19	0
Godfrey	2	25	12.5	24t	1
D. Walker	2	4	2.0	4	0
Phenix	1	87	87.0	87t	1
Bulluck	1	8	8.0	8t	1
Booker	1	2	2.0	2	0
Titans	17	285	16.8	87t	4
Opponents	16	236	14.8	42t	3

PUNTING	NO	YDS	AVG	NET	TB	IN	LG	B
Hentrich	76	3101	40.8	36.3	9	33	67	0
Titans	76	3101	40.8	36.3	9	33	67	0
Opponents	105	4484	42.7	35.0	7	30	64	0

PUNT RETURNS	NO	FC	YDS	AVG	LG	TD
Mason	51	17	662	13.0	69t	1
Thigpen	1	1	9	9.0	9	0
D. Walker	1	0	0	0.0	0	0
Titans	53	18	671	12.7	69t	1
Opponents	28	21	160	5.7	20	0

KICKOFF RETURNS	NO	YDS	AVG	LG	TD
Mason	42	1132	27.0	66	0
Coleman	2	54	27.0	27	0
Leach	1	10	10.0	10	0
Neal	1	15	15.0	15	0
Thornton	1	16	16.0	16	0
Titans	47	1227	26.1	66	0
Opponents	76	1587	20.9	38	0

FIELD GOALS	1-19	20-29	30-39	40-49	50+
Del Greco	0/0	13/15	7/8	6/9	1/1
Hentrich	0/0	0/0	0/0	0/0	0/1
Titans	0/0	13/15	7/8	6/9	1/2
Opponents	0/0	5/5	6/8	6/7	0/2

Del Greco: (38G, 27G) (36G) (24G, 40G, 40G) (46N) (22G, 41G, 33N, 34G) (26G, 44N, 28G) () (46G, 21G) (21G, 24N, 31G, 29G) (23G, 43N) (22G) (30G, 38G, 28N) (26G, 42G, 22G, 44G, 50G) () (33G) (21G)
Hentrich: (60N) () () () () () () () () () () () () () () () () () ()

Opponents: (51N, 42G, 41G, 33G) (36N) (32G, 32G, 50N) () (35B, 46N) (23G, 45G) (21G, 38G) () () (45G) (38G) (27G, 20G, 38G) (23G, 40G) (45G) () ()

SACKS
 Kearse 11.5, Holmes 8.0, Favors 5.5, Robinson 4.0, Salave'a 4.0, Thornton 4.0, Embray 3.5, Godfrey 3.0, Bishop 2.5, Smith 2.5, Fisk 2.0, Ford 2.0, Rolle 1.5, Killens 1.0
Titans 55.0, Opponents 28.0

TACKLES (Solo, Assists, Total)
 Godfrey (97-72-169), Bishop (76-29-105), Robertson (62-30-92), Robinson (59-32-91), Kearse (53-31-84), Fisk (41-35-76), Holmes (44-29-73), Favors (37-24-61), Thornton (27-28-55), Ford (28-19-47), Salave'a (22-21-43), Walker (40-3-43), Rolle (27-15-42), Phenix (20-5-25), Sidney (15-6-21), Bulluck (13-8-21), Booker (11-9-20), Embray (7-9-16), Myers (6-3-11), McCullough (6-2-8), Smith (4-2-6), Chamberlin (0-2-2), Killens (2-0-2), Morris (0-1-1)
Titans (693-416-1109)

USUAL STARTING LINEUP	
OFFENSE	
WR	Derrick Mason (85)
LT	Brad Hopkins (72)
LG	Bruce Matthews (74)
C	Kevin Long (60)
RG	Benji Olson (75)
RT	Fred Miller (71)
TE	Frank Wycheck (89)
WR	Chris Sanders (81)
QB	Steve McNair (9)
RB	Eddie George (27)
FB	Lorenzo Neal (41)
DEFENSE	
LE	Jevon Kearse (90)
LT	John Thornton (78)
RT	Jason Fisk (97)
RE	Kenny Holmes (99)
LLB	Greg Favors (51)
MLB	Randall Godfrey (56)
RLB	Eddie Robinson (55)
LCB	Denard Walker (25)
RCB Samari Rolle (21)	
SS Blaine Bishop (23)	
FS	Marcus Robertson (31)
SPECIALISTS	
K	Al Del Greco (3)
P	Craig Hentrich (15)
Pro Bowl All-Pro	

GM: Floyd Reese; Head Coach: Jeff Fisher
 Asst. Coaches: Mike Heimendinger (off. coord.), Gregg Williams (def. coord.), George Henshaw (asst. head coach/off.), Jerry Gray (DB), Craig Johnson (off. asst.), Alan Lowry (ST), Mike Munchak (OL), Jim Schwartz (LB), Sherman Smith (RB), Ronnie Vinklarek (def. asst.), Steve Walters (WR), Jim Washburn (DL), Steve Watterson (strength & rehab.)

Head Coach: Jeff Fisher

Postseason: 3-1

Standings: 2nd AFC Central

DATE	OPPONENT	SCORE	WL	ATT
Sep. 12	CINCINNATI	36-35	W	65,272
Sep. 19	CLEVELAND	26-9	W	65,904
Sep. 26	at Jacksonville	20-19	W	61,502
Oct. 3	at San Francisco	22-24	L	67,447
Oct. 10	BALTIMORE	14-11	W	65,486
Oct. 17	at New Orleans	24-21	W	51,875
Oct. 24	BYE			
Oct. 31	ST. LOUIS	24-21	W	66,415
Nov. 7	at Miami	0-17	L	74,109
Nov. 14	at Cincinnati	24-14	W	46,017
Nov. 21	PITTSBURGH	16-10	W	66,619
Nov. 28	at Cleveland	33-21	W	72,008
Dec. 5	at Baltimore	14-41	L	67,854
Dec. 9	OAKLAND	21-14	W	66,357
Dec. 19	ATLANTA	30-17	W	66,196
Dec. 26	JACKSONVILLE	41-14	W	66,641
Jan. 2	at Pittsburgh	47-36	W	68,025
Jan. 8	BUFFALO	22-16	W	66,782
Jan. 16	at Indianapolis	19-16	W	57,097
Jan. 23	at Jacksonville	33-14	W	75,206
Jan. 30	ST. LOUIS	16-23	L	72,625

	TITANS	OPP
TOTAL FIRST DOWNS	294	300
Rushing	109	81
Passing	167	183
Penalty	18	26
3rd Down: Made/Att	83/217	70/200
3rd Down Pct.	38.2	35.0
4th Down: Made/Att	7/12	4/14
4th Down Pct.	58.3	28.6
POSSESSION AVG.	31:30	28:30
TOTAL NET YARDS	5296	5245
Avg. Per Game	331.0	327.8
Total Plays	1011	994
Avg. Per Play	5.2	5.3
NET YARDS RUSHING	1811	1550
Avg. Per Game	113.2	96.9
Total Rushes	459	383
NET YARDS PASSING	3485	3695
Avg. Per Game	217.8	230.9
Sacked/Yards Lost	25/137	54/305
Gross Yards	3622	4000
Att./Comp.	527/304	557/312
Completion Pct.	57.7	56.0
Had Intercepted	13	16
PUNTS/AVERAGE	90/42.5	80/42.9
NET PUNTING AVG.	90/38.1	80/37.2
PENALTIES/YARDS	114/1069	128/1010
FUMBLES/BALL LOST	17/9	39/24
TOUCHDOWNS	46	39
Rushing	19	8
Passing	23	26
Returns	4	5

BY PERIODS	1	2	3	4	OTPTS
Titans	113	97	85	97	0 392
Opponents	44	93	103	84	0 324

SCORING	TDR	PART	PAT	FG	S	TP
Del Greco	0	0	0	0	43/43	21/25 0 106
E. George	13	9	4	0	0	0 78
McNair	8	8	0	0	0	0 48
Dyson	4	0	4	0	0	0 24
Thigpen	4	0	4	0	0	0 24
Neal	3	1	2	0	0	0 18
Roan	3	0	3	0	0	0 18
Byrd	2	0	2	0	0	0 12
Wycheck	2	0	2	0	0	0 12
Harris	1	0	1	0	0	0 6
Kearse	1	0	1	0	0	0 6
Mason	1	0	0	1	0	0 6
Mitchell	1	0	0	1	0	0 6
Sanders	1	0	1	0	0	0 6
Thomas	1	0	0	0	0	0 6
Walker	1	0	0	1	0	0 6
Thornton	0	0	0	0	1	2
Titans	46	19	23	4	43/43	21/25 4 392
Opponents	39	8	26	5	33/33	15/22 2 324

2-point conversions: Harris
Titans 1-3, Opponents 4-6

PASSING	ATT	CMP	PCT	YARDS	YDS/ATT	TD	INT	LG	SK/YDS	RATING
McNair	331	187	56.5	2179	6.58	12	8	65t	16/74	78.6
O'Donnell	195	116	59.5	1382	7.09	10	5	54t	9/63	87.6
Wycheck	1	1	100.0	61	61.00	1	0	61t	0/0	158.3
Titans	527	304	57.7	3622	6.87	23	13	65t	25/137	83.1
Opponents	557	312	56.0	4000	7.18	26	16	78t	54/305	82.3

RUSHING	NO	YDS	AVG	LG	TD
E. George	320	1304	4.1	41	9
McNair	72	337	4.7	38	8
Thomas	43	164	3.8	22	1
Dyson	1	3	3.0	3	0
Henrich	2	1	0.5	1	0
Neal	2	1	0.5	1	1
O'Donnell	19	1	0.1	4	0
Titans	459	1811	3.9	40	19
Opponents	383	1550	4.0	72	8

RECEIVING	NO	YDS	AVG	LG	TD
Wycheck	69	641	9.3	35	2
Dyson	54	658	12.2	47t	4
E. George	47	458	9.7	54t	4
Thigpen	38	648	17.1	35	4
Harris	26	297	11.4	62t	1
Sanders	20	336	16.8	48t	1
Byrd	14	261	18.6	65t	2
Roan	9	93	10.3	24t	3
Thomas	9	72	8.0	26	0
Mason	8	89	11.1	31	0
Neal	7	27	3.9	8	2
Kent	3	42	14.0	25	0
Titans	304	3622	11.9	65t	23
Opponents	312	4000	12.8	78t	26

INTERCEPTIONS	NO	YDS	AVG	LG	TD
Rolle	4	65	16.3	30	0
Sidney	3	12	4.0	7	0
Holmes	2	17	8.5	19	0
Dorsett	1	43	43.0	43	0
Mitchell	1	42	42.0	42t	1
Bowden	1	29	29.0	29	0
Walker	1	27	27.0	27	0
Fisk	1	17	17.0	17	0
Robertson	1	3	3.0	3	0
Jackson	1	2	2.0	2	0
Titans	16	257	16.1	43	1
Opponents	13	227	17.5	47t	2

PUNTING	NO	YDS	AVG	NETTB	IN LG	B
Henrich	90	3824	42.5	38.1	3	35 78 0
Titans	90	3824	42.5	38.1	3	35 78 0
Opponents	80	3435	42.9	37.2	5	25 72 2

PUNT RETURNS	NO	FC	YDS	AVG	LG	TD
Mason	26	15	225	8.7	65t	1
Preston TM	8	2	59	7.4	12	0
Byrd	2	0	8	4.0	8	0
S. George	1	0	18	18.0	18	0
Rolle	1	0	23	23.0	23	0
Sidney	1	0	4	4.0	4	0
Thigpen	1	0	21	21.0	21	0
Titans	40	17	358	9.0	65t	1
Opponents	45	22	335	7.4	32	0

KICKOFF RETURNS	NO	YDS	AVG	LG	TD
Mason	41	805	19.6	41	0
Preston TM	5	119	23.8	29	0
S. George	4	63	15.8	22	0
Byrd	2	16	8.0	9	0
Kent	2	24	12.0	13	0
Neal	2	15	7.5	14	0
Titans	56	1042	18.6	41	0
Opponents	76	1596	21.0	99t	2

FIELD GOALS	1-19	20-29	30-39	40-49	50+
Del Greco	1/1	8/8	7/9	4/6	1/1
Titans	1/1	8/8	7/9	4/6	1/1
Opponents	0/0	4/4	4/7	6/9	1/2

Del Greco:(50G, 33G) (35G,44N) (44G, 48G) (21G, 22G,28G) () (42N,19G) (27G) (33N) (28G) () (27G,31G, 37N) (39G,33G) () (38G,27G,43N) (30G,20G) (42G)
Opponents: (33G,38G) (41G) (42G) (39G) (44G,46G,50G) (24G,42G) (54N,38N) (43N,46G) (32N) (44N,24G) () (21G,27G) (32N,45N) (32G) () ()

SACKS
Kearse 14.5, Robinson 6.0, Ford 5.5, Thornton 4.5, Fisk 4.0, Holmes 4.0, Bowden 3.5, Evans 3.5, Rolle 3.0, Bishop 2.5, Jones 1.0, Frederick 0.5, Jackson 0.5, Robertson 0.5, Wortham 0.5
Titans 54.0, Opponents 25.0

TACKLES (Solo, Assists, Total)
Bishop (80-33-113), Robinson (84-49-113), Robertson (64-28-92), Kearse (59-26-85), Bowden (54-27-81), Wortham (50-31-81), Fisk (41-39-80), Rolle (57-13-70), Walker (47-9-56), Evans (26-28-54), Ford (26-15-41), Phenix (32-7-39), Sidney (34-5-39), Holmes (20-18-38), Thornton (23-10-33), Killens (13-12-25), Jackson (18-4-22), Colman (12-9-21), Jones (12-7-19), Dorsett (10-1-11), Frederick (2-9-10), Salave'a (4-6-10), Mitchell (6-1-7), McCullough (3-0-3)
Titans (760-383-1143)

USUAL STARTING LINEUP

OFFENSE
WR Kevin Dyson (87)
LT Brad Hopkins (72)
LG **Bruce Matthews (74)**
C Kevin Long (60)
RG Benji Olson (75)
RT Jon Runyan (69)
TE Frank Wycheck (89)
WR Yancey Thigpen (82)
QB Steve McNair (9)
RB Eddie George (27)
FB Lorenzo Neal (41)

DEFENSE
LE Jevon Kearse (90)
LT Josh Evans (91)
RT Jason Fisk (97)
RE Kenny Holmes (99)
LLB Eddie Robinson (55)
MLB Barron Wortham (52)
RLB Joe Bowden (58)
LCB Denard Walker (25)
RCB Samari Rolle (21)
SS Blaine Bishop (23)
FS Marcus Robertson (31)

SPECIALISTS
K Al Del Greco (3)
P Craig Henrich (15)

Pro Bowl
All-Pro

GM: Floyd Reese; **Head Coach:** Jeff Fisher
Asst. Coaches: George Henshaw (asst. head coach/run game), Les Steckel (off. coord.), Gregg Williams (def. coord.), Bart Andrus (QB), O'Neill Gilbert (LB), Jerry Gray (DB), Alan Lowry (ST), Mike Munchak (OL), Jim Schwartz (def. asst.), Sherman Smith (RB), Steve Walters (WR), Jim Washburn (DL), Steve Watterson (strength & rehab.)

1998 SEASON (8-8)

Head Coach: Jeff Fisher

Postseason: 0-0

Standings: 2nd AFC Central

DATE	OPPONENT	SCORE	WL	ATT
Sep. 6	at Cincinnati	23-14	W	55,848
Sep.13	SAN DIEGO	7-13	L	41,089
Sep.20	at New England	16-27	L	59,973
Sep.27	JACKSONVILLE	22-27	L	34,656
Oct.4	BYE			
Oct.11	at Baltimore	12-8	W	68,561
Oct.18	CINCINNATI	44-14	W	33,288
Oct.25	CHICAGO	20-23	L	40,089
Nov.1	at Pittsburgh	41-31	W	58,222
Nov.8	at Tampa Bay	31-22	W	65,054
Nov.15	PITTSBURGH	23-14	W	41,104
Nov.22	NY JETS	3-24	L	37,084
Nov.28	at Seattle	18-20	L	59,048
Dec.6	BALTIMORE	16-14	W	31,124
Dec.13	at Jacksonville	16-13	W	65,657
Dec.20	at Green Bay	22-30	L	59,888
Dec.26	MINNESOTA	16-26	L	41,121

	OILERS	OPP
TOTAL FIRST DOWNS	308	279
Rushing	118	81
Passing	171	170
Penalty	19	28
3rd Down: Made/Att	84/210	76/201
3rd Down Pct.	40.0	37.8
4th Down: Made/Att	4/11	3/16
4th Down Pct.	36.4	18.8
POSSESSION AVG.	31.41	28.20
TOTAL NET YARDS	5261	5121
Avg. Per Game	328.8	320.1
Total Plays	1016	955
Avg. Per Play	5.2	5.4
NET YARDS RUSHING	1970	1610
Avg. Per Game	123.1	100.6
Total Rushes	462	414
NET YARDS PASSING	3291	3511
Avg. Per Game	205.7	219.4
Sacked/Yards Lost	35/191	30/172
Gross Yards	3482	3683
Att./Comp.	519/305	511/319
Completion Pct.	58.8	62.4
Had Intercepted	10	12
PUNTS/AVERAGE	69/47.2	74/43.1
NET PUNTING AVG.	69/39.2	74/37.2
PENALTIES/YARDS	126/1135	93/704
FUMBLES/BALL LOST	25/9	11/7
TOUCHDOWNS	32	34
Rushing	12	9
Passing	16	24
Returns	4	1

BY PERIODS	1	2	3	4	OT PTS
Oilers	54	112	71	93	0 380
Opponents	58	69	87	106	0 320

SCORING	TD	RU	PA	RT	PAT	FG	S	TP
Del Greco	0	0	0	0	28/28	36/39	0	136
E. George	6	5	1	0	0	0	0	38
McNair	4	4	0	0	0	0	0	24
Davis	3	0	3	0	0	0	0	18
Mason	3	0	3	0	0	0	0	18
Thigpen	3	0	3	0	0	0	0	18
Bowden	2	0	2	0	0	0	0	12
Dyson	2	0	2	0	0	0	0	12
Harris	2	0	2	0	0	0	0	12
Thomas	2	0	2	0	0	0	0	12
Wycheck	2	0	2	0	0	0	0	12
Archie	1	1	0	0	0	0	0	6
Marts	1	0	1	0	0	0	0	6
Roan	1	0	1	0	0	0	0	6
Henrich	0	0	0	0	0/0	0/1	0	0
Oilers	32	12	16	4	28/28	36/40	0	330
Opponents	34	9	24	1	29/29	25/30	0	320

2-point conversions: E. George
Oilers 1-4, Opponents 4-5

PASSING	ATT	CMP	PCT	YARDS	YDS/ATT	TD	INT	LG	SK	YV	RATING
McNair	492	289	58.7	3228	6.56	15	10	47	33	176	80.1
Krieg	21	12	57.1	199	9.48	0	0	55	2	15	89.2
S. Matthews	3	2	66.7	24	8.00	0	0	13	0	0	91.0
Archie	2	1	50.0	18	9.00	1	0	18	0	0	120.8
Henrich	1	1	100.0	13	13.00	0	0	13	0	0	118.8
Oilers	519	305	58.8	3482	6.71	16	10	55	35	191	81.3
Opponents	511	319	62.4	3683	7.21	24	12	76	30	172	90.0

RUSHING	NO	YDS	AVG	LG	TD
E. George	348	1294	3.7	37	5
McNair	77	559	7.3	71	4
Thomas	24	100	4.2	21	2
Archie	6	24	4.0	20	1
Dyson	1	4	4.0	4	0
Stepnoski	1	0	0.0	0	0
Henrich	1	-1	-1.0	-1	0
Krieg	3	-1	-0.3	0	0
Sanders	1	-9	-9.0	-9	0
Oilers	462	1970	4.3	71	12
Opponents	414	1610	3.9	66	9

RECEIVING	NO	YDS	AVG	LG	TD
Wycheck	70	768	11.0	38	2
Harris	43	412	9.6	32	2
Thigpen	38	493	13.0	55	3
E. George	37	310	8.4	29	1
Davis	32	461	14.4	38	3
Mason	25	333	13.3	47	3
Dyson	21	263	12.5	45	2
Roan	13	93	7.2	16	0
Byrd	6	71	11.8	18	0
Thomas	6	55	9.2	20	0
Sanders	5	136	27.2	46	0
Archie	5	25	5.0	7	0
Kent	4	62	15.5	23	0
Oilers	305	3482	11.4	55	16
Opponents	319	3683	11.5	76	24

INTERCEPTIONS	NO	YDS	AVG	LG	TD
Lewis	4	40	10.0	33	0
D. Walker	2	6	3.0	6	0
Marts	1	27	27.0	27	1
Bached	1	13	13.0	13	0
Robinson	1	11	11.0	11	0
Bowden	1	1	1.0	1	1
Jackson	1	0	0.0	0	0
Robertson	1	0	0.0	0	0
Oilers	12	98	8.2	33	2
Opponents	10	88	8.8	34	1

PUNTING	NO	YDS	AVG	NET TB	LG	B
Del Greco	69	3258	47.2	39.2	11	18 71 0
Oilers	69	3258	47.2	39.2	11	18 71 0
Opponents	74	3190	43.1	37.2	8	25 67 1

PUNT RETURNS	NO	FC	YDS	AVG	LG	TD
Mason	31	11	228	7.4	25	0
Archie	7	6	52	7.4	22	0
Oilers	38	17	280	7.4	25	0
Opponents	34	16	332	9.8	43	0

KICKOFF RETURNS	NO	YDS	AVG	LG	TD
Mason	42	913	21.7	50	0
Archie	8	154	19.3	26	0
Thomas	3	64	21.3	39	0
Harris	1	3	3.0	3	0
Roan	1	4	4.0	11	0
Wycheck	1	10	10.0	10	0
Oilers	56	1148	20.5	50	0
Opponents	55	1114	20.3	47	0

FIELD GOALS	1-19	20-29	30-39	40-49	50+
Del Greco	1/1	8/8	15/15	12/15	0/0
Henrich	0/0	0/0	0/0	0/1	0/0
Oilers	1/1	8/8	15/15	12/16	0/0
Opponents	1/1	7/7	7/10	9/9	1/3

Del Greco:(38G, 31G,48G,47G) () (34G,26G,45G) (34G,32G,32G) (26G, 42N,29G) (35G, 38G,42G) (29G,19G) (43N,32G) (45G,41N) (46G,24G,22G) (34G) (26G,30G, 43G,42G) (48G,48G,34G) (28G,30G,41G) () (36G,33G,45G)
Henrich:() () () () () (49B) () () () () () () ()

Opponents: () (48G,23G,51N) (43G,41G) (18G,36G) (21G,45G) () (39G,26G,34N,33G) (52N) (46G,30G,24G) (36B) (39N,43G) (50G,48G) () (21G,29G) (38G,40G,40G) (39G,23G,39G)

SACKS
Marts 4.0, Evans 3.5, Robinson 3.5, Bishop 3.0, Holmes 2.5, Cook 2.0, Lyons 2.0, Rolle 2.0, Bowden 1.5, Ford 1.5, Jackson 1.5, Lewis 1.0, Salave'a 1.0, G. Walker 1.0
Oilers 30.0, Opponents 35.0

TACKLES (Solo, Assists, Total)
Bowden (88-57-145), Robinson (80-58-139), Bishop (74-42-116), D. Walker (71-20-91), Marts (52-33-85), Lewis (62-19-81), G. Walker (47-31-78), Robertson (46-29-75), Jackson (48-24-72), Evans (31-23-54), Lyons (25-22-47), Holmes (21-25-46), Ford (22-17-39), Rolle (22-8-30), Phenix (17-11-28), Cook (16-10-26), Roberson (10-15-25), Sidney (17-2-19), Salave'a (11-3-14), Wortham (6-4-9), Dorsett (4-4-8), Killens (4-5-9), Jones (1-1-2), McCullough (1-0-1), Stallings (0-1-1), Sutton (1-0-1)
Oilers (776-465-1241)

USUAL STARTING LINEUP

OFFENSE
 WR Willie Davis (84)
 LT Brad Hopkins (72)
LG Bruce Matthews (74)
 C Mark Stepnoski (53)
 RG Jason Layman (66)
 RT Jon Runyan (78)
 TE Jackie Harris (85)
 WR Yancey Thigpen (82)
 QB Steve McNair (99)
RB Eddie George (27)
TE Frank Wycheck (89)

DEFENSE
 LE Pratt Lyons (98)
 LT Gary Walker (96)
 RT Henry Ford (92)
 RE James Roberson (90)
 LLB Lonnie Marts (51)
 MLB Joe Bowden (58)
 RLB Eddie Robinson (55)
 LCB Denard Walker (25)
 RCB Darryl Lewis (29)
 SS Brian Bishop (23)
 FS Marcus Robertson (31)

SPECIALISTS
 K Al Del Greco (3)
P Craig Henrich (15)

Pro Bowl
All-Pro

GM: Floyd Reese; Head Coach: Jeff Fisher
Asst. Coaches: Les Steckel (off. coord.), Gregg Williams (def. coord.), Bart Andrus (off. asst./QB), Greg Brown (DB), O'Neill Gilbert (LB), Jerry Gray (def. asst./nickel), George Henshaw (off. line/TE), Alan Lowry (WR), Mike Munchak (OL), Rex Norris (DL), Russ Purnell (ST), Sherman Smith (RB), Steve Watterson (strength & rehab.)

1997 SEASON (8-8)

Head Coach: Jeff Fisher

Postseason: 0-0

Standings: 3rd AFC Central

DATE	OPPONENT	SCORE	WL	ATT
Aug. 31	OAKLAND	24-21*	W	30,171
Sep. 7	at Miami	13-16*	L	64,439
Sep. 14	BYE			
Sep. 21	BALTIMORE	10-36	L	17,737
Sep. 28	at Pittsburgh	24-37	L	57,507
Oct. 5	at Seattle	13-16	L	49,897
Oct. 12	CINCINNATI	30-7	W	17,071
Oct. 19	WASHINGTON	28-14	W	31,042
Oct. 26	at Arizona	41-14	W	44,030
Nov. 2	JACKSONVILLE	24-30	L	27, 208
Nov. 9	NY GIANTS	10-6	W	26,744
Nov. 16	at Jacksonville	9-17	L	70,070
Nov. 23	BUFFALO	31-14	W	23,571
Nov. 27	at Dallas	27-14	W	63,421
Dec. 4	at Cincinnati	14-41	L	49,086
Dec. 14	at Baltimore	19-21	L	60,558
Dec. 21	PITTSBURGH	16-6	W	50,677
* Overtime				

	OILERS	OPP
TOTAL FIRST DOWNS	288	292
Rushing	130	79
Passing	136	193
Penalty	22	20
3rd Down: Made/Att	92/219	80/205
3rd Down Pct.	42.0	39.0
4th Down: Made/Att	9/14	9/20
4th Down Pct.	64.3	45.0
POSSESSION AVG.	31:27	28:33
TOTAL NET YARDS	4919	5231
Avg. Per Game	307.4	326.9
Total Plays	993	992
Avg. Per Play	5.0	5.3
NET YARDS RUSHING	2414	1573
Avg. Per Game	150.9	98.3
Total Rushes	541	414
NET YARDS PASSING	2505	3658
Avg. Per Game	156.6	228.6
Sacked/Yards Lost	32/199	35/240
Gross Yards	2704	3898
Att./Comp.	420/220	543/321
Completion Pct.	52.4	59.1
Had Intercepted	13	14
PUNTS/AVERAGE	74/41.6	69/43.6
NET PUNTING AVG.	74/35.3	69/38.0
PENALTIES/YARDS	103/814	94/830
FUMBLES/BALL LOST	31/13	32/18
TOUCHDOWNS	36	35
Rushing	17	12
Passing	15	21
Returns	4	2

BY PERIODS	1	2	3	4	OTPTS
Oilers	74	107	55	94	3 333
Opponents	54	93	77	83	3 310

SCORING	TD	R	P	ART	PAT	FG	S	TP
Del Greco	0	0	0	0	0	0	0	0 113
McNair	8	8	0	0	0	0	0	48
E. George	7	6	1	0	0	0	0	44
Wycheck	4	0	4	0	0	0	0	25
Davis	4	0	4	0	0	0	0	24
Sanders	3	0	3	0	0	0	0	18
Thomas	3	0	3	0	0	0	0	18
Robertson	2	0	2	0	0	0	0	12
Kent	1	0	1	0	0	0	0	6
D. Lewis	1	0	1	0	0	0	0	6
Norgard	1	0	1	0	0	0	0	6
Russell	1	0	1	0	0	0	0	6
D. Walker	1	0	0	0	0	0	0	6
Oilers	36	17	15	7	32/32	27/35	0	333
Opponents	35	12	21	2	34/34	22/30	0	310

2-point conversions: E. George, Wycheck
Oilers 2-4, Opponents 0-1

PASSING	ATT	CMP	PCT	YARDS	YDS/ATT	TD	INT	LG	SK/YDS	RATING
McNair	415	216	52.0	2665	6.42	14	13	85†	31/190	70.4
Krieg	2	1	50.0	2	1.0	0	0	2	0/0	56.3
Ritchey	2	2	100.0	15	7.5	0	0	11	1/9	97.9
Davis	1	1	100.0	22	22.0	1	0	22†	0/0	158.3
Oilers	420	220	52.4	2704	6.44	15	13	55†	32/199	71.6
Opponents	543	321	59.1	3898	7.18	21	14	59†	35/240	83.4

RUSHING	NO	YDS	AVG	LG	TD
E. George	357	1399	3.9	30	6
McNair	101	674	6.7	47	8
Thomas	67	310	4.6	25†	3
Harmon	8	30	3.8	14	0
Roby	1	12	12.0	12	0
Ritchey	1	6	6.0	6	0
Krieg	4	-2	-0.5	0	0
Mason	1	-7	-7.0	-7	0
Sanders	1	-8	-8.0	-8	-
Oilers	541	2414	4.5	47	17
Opponents	414	1573	3.8	77†	12

RECEIVING	NO	YDS	AVG	LG	TD
Wycheck	63	748	11.9	42	4
Davis	43	564	13.1	46	4
Sanders	31	498	16.1	55†	3
Harmon	16	189	11.8	27	0
Mason	14	186	13.3	38	0
Thomas	14	111	7.9	22	0
Roan	12	159	13.3	26	0
Russell	12	141	11.8	23	1
E. George	7	44	6.3	15	1
Kent	6	55	9.2	19	1
R. Lewis	1	7	7.0	7	0
Norgard	1	2	2.0	2†	1
Oilers	220	2704	12.3	55†	15
Opponents	321	3898	12.1	59†	21

INTERCEPTIONS	NO	YDS	AVG	LG	TD
Robertson	5	127	25.4	48	0
D. Lewis	5	115	23.0	47†	1
D. Walker	2	53	26.5	39†	1
R. Jones	1	24	24.0	24	0
Bowden	1	9	9.0	9	0
Bishop	0	0	0.0	0	0
Oilers	14	328	23.4	48	2
Opponents	13	48	3.7	24	0

PUNTING	NO	YDS	AVG	NET	TB	IN	LG	B
Roby	73	3049	41.8	35.6	1	25	59	0
Del Greco	1	32	32.0	12.0	1	0	32	0
Oilers	74	3081	41.6	35.3	2	25	59	0
Opponents	69	3007	43.6	38.0	7	22	64	0

PUNT RETURNS	NO	FC	YDS	AVG	LG	TD
Gray	17	10	144	8.5	30	0
Mason	13	3	95	7.3	29	0
Archie	1	0	5	5.0	5	0
Robertson	1	0	0	0.0	0	0
Oilers	32	13	244	7.6	30	0
Opponents	36	23	430	11.9	52	0

KICKOFF RETURNS	NO	YDS	AVG	LG	TD
Mason	26	551	21.2	54	0
Thomas	17	346	20.4	33	0
Gray	8	185	23.1	33	0
Archie	2	24	12.0	15	0
Roan	2	20	10.0	12	0
Harmon	1	16	16.0	16	0
Layman	1	5	5.0	5	0
Wycheck	1	3	3.0	3	0
Oilers	58	1150	19.8	54	0
Opponents	71	1528	21.5	51	0

FIELD GOALS	1-19	20-29	30-39	40-49	50+
Del Greco	2/2	6/6	10/11	7/14	2/2
Oilers	2/2	6/6	10/11	7/14	2/2
Opponents	0/0	7/9	8/9	7/11	0/1

Del Greco: (30G, 37G, 33G) (24G, 37G, 43N) (45G, 41N) (43N, 37G, 47G, 26G) (37G, 43G) (40N, 47G, 45G, 19G) () (52G, 42G) (33N, 36G, 41N) (31G, 44N) (41N, 35G) (51G) (29G, 19G) () (25G, 40G) (34G, 29G, 26G)
Opponents: (46N) (25N, 23G, 22G, 29G) (38G, 46N, 42G, 49G, 34G, 36G) (48N, 48G, 25G, 44G) (38G) () (43N) () (30G, 30G, 37G) (42G, 40G) (33G) (36B) () (26G, 40G) (50B, 27B, 23G, 6G)

SACKS
Holmes 7.0, G. Walker 7.0, Ford 5.0, Bowden 2.5, Lyons 2.5, Evans 2.0, Hall 2.0, Roberson 2.0, Bishop 1.5, S. Jackson 1.0, L. Jones 1.0, Marts 1.0, Stewart 0.5
Oilers 35.0, Opponents 32.0

TACKLES (Solo, Assists, Total)
Wortham (61-36-97), Bowden (53-31-84), Bishop 68-14-82), D. Walker (56-12-68), Robertson (44-18-62), Lewis (48-11-59), Ford (38-12-50), Marts 39-11-50), G. Walker 31-13-44), Jackson (34-7-41), Cook (25-8-33), Holmes (28-5-33), Stewart (26-6-32), Evans (23-3-26), L. Jones (21-5-26), Roberson (16-9-25), Lyons (12-8-20), Barnes (9-2-11), Dorsett (5-3-8), Hall (6-2-8), Robinson (7-1-8), McCullough (4-0-4), Halapin (3-0-3), R. Jones (2-0-2), Killens (1-0-1), Thomas (1-0-1)
Oilers: (661-217-878)

USUAL STARTING LINEUP

OFFENSE
WR Chris Sanders (81)
LT Brad Hopkins (72)
LG **Bruce Matthews (74)**
C Mark Stepnoski (53)
RG Kevin Donnalley (77)
RT Jon Runyan (75)
TE Frank Wycheck (88)
WR Willie Davis (84)
QB Steve McNair (9)
RB Eddie George (27)
HB Michael Roan (80)

DEFENSE
LE Anthony Cook (78)
LT Gary Walker (96)
RT Henry Ford (92)
RE James Roberson (90)
LLB Joe Bowden (58)
MLB Barron Wortham (52)
RLB Lonnie Marts (56)
LCB Denard Walker (25)
RCB Darryll Lewis (29)
SS Blaine Bishop (33)
FS Marcus Robertson (31)

SPECIALISTS
K Al Del Greco (3)
P Reggie Roby (7)

Pro Bowl

GM: Floyd Reese; **Head Coach:** Jeff Fisher

Asst. Coaches: Les Steckel (off. coord./QB), Gregg Williams (def. coord.), Bart Andrus (off. asst./qual. control), Greg Brown (DB), O'Neill Gilbert (LB), Jerry Gray (def. asst./qual. control), George Henshaw (off. line/TE), Alan Lowry (WR), Mike Munchak (OL), Rex Norris (DL), Russ Purnell (ST), Sherman Smith (RB), Steve Watterson (strength & rehab.)

1996 SEASON (8-8)

Head Coach: Jeff Fisher

Postseason: 0-0

Standings: 3rd AFC Central (tied)

DATE	OPPONENT	SCORE	WL	ATT
Sep. 1	KANSAS CITY	19-20	L	27,725
Sep. 8	at Jacksonville	34-27	W	66,468
Sep. 15	BALTIMORE	29-13	W	20,082
Sep. 22	BYE			
Sep. 29	at Pittsburgh	16-30	L	58,608
Oct. 6	at Cincinnati	30-27*	W	44,680
Oct. 13	at Atlanta	23-13	W	35,401
Oct. 20	PITTSBURGH	23-13	W	50,337
Oct. 27	SAN FRANCISCO	9-10	L	53,664
Nov. 3	at Seattle	16-23	L	36,320
Nov. 10	at New Orleans	31-14	W	34,121
Nov. 17	MIAMI	20-23	L	47,358
Nov. 24	CAROLINA	6-31	L	20,107
Dec. 1	at NY Jets	35-10	W	21,731
Dec. 8	JACKSONVILLE	17-23	L	20,196
Dec. 15	CINCINNATI	13-21	L	15,131
Dec. 22	at Baltimore	22-22	W	52,704
* Overtime				

	OILERS	OPP
TOTAL FIRST DOWNS	287	271
Rushing	110	78
Passing	157	169
Penalty	20	24
3rd Down: Made/Att	79/206	70/199
3rd Down Pct.	38.3	35.2
4th Down: Made/Att	7/11	4/12
4th Down Pct.	63.6	33.3
POSSESSION AVG.	32.02	27.58
TOTAL NET YARDS	5048	4610
Avg. Per Game	315.5	288.1
Total Plays	972	956
Avg. Per Play	5.2	4.8
NET YARDS RUSHING	1950	1385
Avg. Per Game	121.9	86.6
Total Rushes	475	397
NET YARDS PASSING	3098	3225
Avg. Per Game	193.6	201.6
Sacked/Yards Lost	34/198	35/242
Gross Yards	3296	3467
Att./Comp.	463/272	524/312
Completion Pct.	58.7	59.5
Had Intercepted	15	12
PUNTS/AVERAGE	68/43.7	75/41.0
NET PUNTING AVG.	68/38.0	75/35.1
PENALTIES/YARDS	91/812	88/672
FUMBLES/BALL LOST	26/15	29/14
TOUCHDOWNS	35	35
Rushing	12	5
Passing	22	24
Returns	1	6

BY PERIODS	1	2	3	4	OTPTS
Oilers	105	79	67	91	3 345
Opponents	64	78	48	129	0 319

SCORING	TDR	PA	RT	PAT	FG	S	TP
Del Greco	0	0	0	0	35/35	32/38	0/131
George	8	8	0	0	0	0	0/48
Davis	6	0	6	0	0	0	0/36
Wycheck	6	0	6	0	0	0	0/36
Sanders	4	0	4	0	0	0	0/24
Harmon	3	1	2	0	0	0	0/18
McNair	2	2	0	0	0	0	0/12
Russell	2	0	2	0	0	0	0/12
Floyd	1	0	1	0	0	0	0/6
D. Lewis	1	0	1	0	0	0	0/6
Norgard	1	0	1	0	0	0	0/6
Thomas	1	0	1	0	0	0	0/6
Jackson	0	0	0	0	0	0	1/2
Team	0	0	0	0	0	0	1/2
Oilers	35	12	22	1	35/35	32/38	2 345
Opponents	35	5	24	6	32/32	25/33	0 319

2-point conversions: Oilers 0-0, Opponents 1-3

PASSING	ATT	CMP	PCT	YARDS	YDS/ATT	TD	INT	LG	SK/YDS	RATING
Chandler	320	184	57.5	2099	6.56	16	11	63t	25/153	79.7
McNair	143	88	61.5	1197	8.37	6	4	83t	9/45	90.6
Oilers	463	272	58.7	3296	7.12	22	15	83t	34/198	83.0
Opponents	524	312	59.5	3467	6.62	24	12	86t	35/242	85.0

RUSHING	NO	YDS	AVG	LG	TD
George	335	1368	4.1	76	8
McNair	31	169	5.5	241	2
Thomas	49	151	3.1	241	1
Harmon	29	131	4.5	25	1
Chandler	28	113	4.0	16	0
Davis	1	15	15.0	15	0
Wycheck	2	3	1.5	3	0
Oilers	475	1950	4.1	76	12
Opponents	397	1385	3.5	26	5

RECEIVING	NO	YDS	AVG	LG	TD
Wycheck	53	511	9.6	29	6
Sanders	48	882	18.4	83t	4
Harmon	42	488	11.6	43	2
Davis	39	464	11.9	49	6
Russell	34	421	12.4	29	2
George	23	182	7.9	17	0
Thomas	13	128	9.8	33	0
Floyd	10	145	14.5	63t	1
R. Lewis	7	50	7.1	18	0
Wilson	2	24	12.0	14	0
Norgard	1	1	1.0	1t	1
Oilers	272	3296	12.1	83t	22
Opponents	312	3467	11.1	86t	24

INTERCEPTIONS	NO	YDS	AVG	LG	TD
D.Lewis	5	103	20.6	53	1
Robertson	4	44	11.0	27	0
Dishman	1	7	7.0	7	0
Bishop	1	6	6.0	6	0
Robinson	1	2	2.0	2	0
Oilers	12	162	13.5	53	1
Opponents	15	222	14.8	42t	3

PUNTING	NO	YDS	AVG	NET	TB	IN	LG	B
Roby	67	2973	44.4	38.0	7	25	68	1
Oilers	68	2973	43.7	38.0	7	25	68	1
Opponents	75	3073	41.0	35.1	8	16	62	0

PUNT RETURNS	NO	FC	YDS	AVG	LG	TD
Gray	22	15	205	9.3	40	0
Floyd	7	3	74	10.6	32	0
Oilers	29	18	279	9.6	40	0
Opponents	31	14	251	8.1	46	0

KICKOFF RETURNS	NO	YDS	AVG	LG	TD
Gray	50	1224	24.5	88	0
Thomas	5	80	16.0	35	0
Harmon	4	69	17.3	20	0
Archie	2	24	12.0	13	0
McKeehan	2	6	3.0	6	0
Wycheck	2	5	2.5	5	0
Roan	1	13	13.0	13	0
Oilers	66	1421	21.5	88	0
Opponents	78	1675	21.5	47	0

FIELD GOALS	1-19	20-29	30-39	40-49	50+
Del Greco	0/0	7/7	14/16	10/12	1/3
Oilers	0/0	7/7	14/16	10/12	1/3
Opponents	0/0	6/7	13/16	6/9	0/1

Del Greco: (34G, 44G, 33G, 22G, 55N) (32G, 29G) (41G, 44G) (47N) (40G, 32G, 49G) (51N, 27G, 35G, 33G) (22G, 32G, 48G) (38G, 56G, 39G) (35G, 36G, 45G, 37B) (25G) (30G, 33G) (24G, 45G) (144N, 27G) (46G, 34N, 42G) (37G)
Opponents: (35G, 43G) (38G, 37G, 31N) (1) (33G, 36G, 36G) (42G, 31G, 40G) (1) (26G, 38N, 29G) (27G) (25G, 35G, 47N, 44G, 23N) (29G, 49G) (39N, 34G, 44G, 29G) (49G) (30G) (51N, 34G, 38G, 31G) (47N) (1)

SACKS
 Cook 7.5, Barrow 6.0, Walker 5.5, Young 4.0, Bowden 3.0, Robertson 3.0, Jackson 2.0, Wortham 2.0, Ford 1.0, Mix 1.0
Oilers 35.0, Opponents 34.0

TACKLES (Solo, Assists, Total)
 Bishop (73-36-109), Barrow (67-39-106), Robertson (57-25-82), Wortham (49-29-78), Bowden (46-27-73), D. Lewis (56-13-69), Dishman (42-15-57), Jackson (36-9-45), Walker (30-15-45), Cook (25-19-44), Ford (24-15-39), Robinson (22-9-31), Young (15-11-26), Roberson (14-12-26), L. Jones (12-2-14), Evans (4-7-11), Mix (6-2-8), Mills (3-5-5), Stewart (5-0-5), Cole (4-0-4), Barnes (3-1-4), Halapin (2-0-2), Burton (1-0-1), A. Smith (0-1-1) **Oilers:(596-289-885)**

USUAL STARTING LINEUP

OFFENSE

WR Chris Sanders (81)
 LT Brad Hopkins (72)
LG Bruce Matthews (74)
C Mark Stepnoski (53)
 RG Kevin Donnalley (77)
 RT Irv Eatman (75)
 TE Roderick Lewis (88)
 WR Willie Davis (86)
 QB Chris Chandler (12)
 RB Steve McNair (9)
 QB Eddie George (27)
 FB Frank Wycheck (89)

DEFENSE

LE Anthony Cook (78)
 LT Gary Walker (96)
 RT Henry Ford (92)
 RE Robert Young (99)
 LLB Joe Bowden (58)
 MLB Barron Wortham (52)
 RLB Micheal Barrow (56)
 LCB Cris Dishman (28)
 RCB Darryll Lewis (29)
SS Blaine Bishop (23)
 FS Marcus Robertson (31)

SPECIALISTS

K Al Del Greco (3)
 P Reggie Roby (7)

ADDITIONAL PRO BOWL
John Henry Mills

Pro Bowl

GM: Floyd Reese; Head Coach: Jeff Fisher
 Asst. Coaches: Jerry Rhome (off. coord.), Steve Sidwell (def. coord.), Dick Coury (off. asst./passing game), Alan Lowry (def. asst./qual. control), Mike Munchak (off. asst./qual. control), Rex Norris (DL), Rod Perry (DB), Russ Purnell (ST), Warren "Rennie" Simmons (OL), Sherman Smith (RB), Les Steckel (WR/TE), Steve Watterson (strength & rehab.), Gregg Williams (LB)

1995 SEASON (7-9)

Head Coach: Jeff Fisher

Postseason: 0-0

Standings: 2nd AFC Central (tied)

DATE	OPPONENT	SCORE	WL	ATT
Sep. 3	at Jacksonville	10-3	W	72,363
Sep. 10	PITTSBURGH	17-34	L	44,122
Sep. 17	CLEVELAND	7-14	L	36,077
Sep. 24	at Cincinnati	38-28	W	46,332
Oct. 1	JACKSONVILLE	16-17	L	36,346
Oct. 8	at Minnesota	17-23*	L	56,430
Oct. 15	BYE			
Oct. 22	at Chicago	32-35	L	63,545
Oct. 29	TAMPA BAY	19-7	W	31,489
Nov. 5	at Cleveland	37-10	W	57,881
Nov. 12	CINCINNATI	25-32	L	32,998
Nov. 19	at Kansas City	13-20	L	77,576
Nov. 26	DENVER	42-33	W	36,113
Dec. 3	at Pittsburgh	7-21	L	56,013
Dec. 10	DETROIT	17-24	L	35,842
Dec. 17	NY JETS	23-6	W	35,873
Dec. 24	at Buffalo	28-17	W	45,253

	OILERS	OPP
TOTAL FIRST DOWNS	295	267
Rushing	109	85
Passing	157	157
Penalty	29	25
3rd Down: Made/Att	99/228	71/212
3rd Down Pct.	43.4	33.5
4th Down: Made/Att	7/12	5/15
4th Down Pct.	58.3	33.3
POSSESSION AVG.	32:12	27:48
TOTAL NET YARDS	4905	4651
Avg. Per Game	306.6	290.7
Total Plays	1046	983
Avg. Per Play	4.7	4.7
NET YARDS RUSHING	1664	1526
Avg. Per Game	104.0	95.4
Total Rushes	478	400
NET YARDS PASSING	3241	3125
Avg. Per Game	202.6	195.3
Sacked/Yards Lost	32/271	30/200
Gross Yards	3512	3325
Att./Comp.	536/314	553/289
Completion Pct.	58.6	52.3
Had Intercepted	18	21
PUNTS/AVERAGE	79/40.3	86/42.4
NET PUNTING AVG.	79/34.6	86/36.3
PENALTIES/YARDS	98/791	118/962
FUMBLES/BALL LOST	36/20	28/17
TOUCHDOWNS		
Rushing	38	38
Passing	22	24
Returns	4	3

BY PERIODS	1	2	3	4	OT	PTS
Oilers	70	103	85	90	0	348
Opponents	83	98	36	101	6	328

SCORING	TDR	PA	RT	PAT	FG	S	TP
Del Greco	0	0	0	0	33/33	27/31	0/14
Sanders	9	0	9	0			0/54
Jeffries	8	0	8	0			0/48
R. Thomas	7	5	2	0			0/44
Butts	4	4	0	0			0/24
Chandler	2	2	0	0			0/14
Wycheck	2	1	1	0			0/12
Bishop	1	0	1	0			0/6
Cecil	1	0	0	1			0/6
D. Lewis	1	0	0	1			0/6
T. McNair	1	0	1	0			0/6
Robinson	1	0	1	0			0/6
Seabron	1	0	1	0			0/6
Cook	0	0	0	0			1/2
Oilers	38	12	22	4	33/33	27/31	1/348
Opponents	38	11	24	3	35/35	19/24	2/324

2-point conversions: Chandler, R. Thomas
Oilers 2-5, Opponents 0-2

PASSING	ATT	CMP	PCT	YARDS	YDS/ATT	TD	INT	LG	SK/YDS	RATING
Chandler	356	225	63.2	2460	6.91	17	10	76t	21/173	87.8
Furrer	99	48	48.5	483	4.88	2	7	48	5/35	40.1
McNair	80	41	51.3	569	7.11	3	1	53	6/63	81.7
Camarillo	1	0	0.0	0	0.0	0	0	0	0/0	39.6
Oilers	536	314	58.6	3512	6.55	22	18	76t	32/271	77.9
Opponents	553	289	52.3	3325	6.01	24	21	76t	30/200	69.3

RUSHING	NO	YDS	AVG	LG	TD
R. Thomas	251	947	3.8	74t	5
Brown	86	293	3.4	21	0
Butts	71	185	2.6	9	4
T. McNair	19	136	7.2	22	0
Chandler	28	58	2.1	9	2
S. McNair	11	38	3.5	13	0
Furrer	8	20	2.5	11	0
Hannah	1	5	5.0	5	0
Wycheck	1	1	1.0	1t	1
Sanders	2	-19	-9.5	-6	0
Oilers	478	1664	3.5	74t	12
Opponents	400	1526	3.8	60t	11

RECEIVING	NO	YDS	AVG	LG	TD
Jeffries	61	684	11.2	35t	8
T. McNair	60	501	8.4	25	1
Wycheck	40	471	11.8	36t	1
R. Thomas	39	204	5.2	19	2
Sanders	35	823	23.5	76t	9
Russell	24	321	13.4	57	0
R. Lewis	16	116	7.3	16	0
Seabron	12	167	13.9	34	1
Hannah	10	142	14.2	42	0
Roan	8	46	5.8	11	0
Brown	6	16	2.7	7	0
Butts	2	10	5.0	10	0
Lundy	1	11	11.0	11	0
Oilers	314	3512	11.2	76t	22
Opponents	289	3325	11.5	76t	24

INTERCEPTIONS	NO	YDS	AVG	LG	TD
D. Lewis	6	145	24.2	98t	1
Cecil	3	35	11.7	20t	1
Dishman	3	17	5.7	17	0
Barnes	2	6	3.0	6	0
Harris	2	0	0.0	0	0
Jackson	2	0	0.0	0	0
Bishop	1	62	62.0	62t	1
Robinson	1	49	49.0	49t	1
Davidson	1	3	3.0	3	0
Oilers	21	317	15.1	98t	4
Opponents	18	265	14.7	32t	1

PUNTING	NO	YDS	AVG	NET	LG	B
Camarillo	77	3165	41.1	34.8	8	26
Del Greco	1	15	15.0	15.0	0	15
Oilers	79	3180	40.3	34.6	8	26
Opponents	86	3645	42.4	36.1	10	29

PUNT RETURNS	NO	FC	YDS	AVG	LG	TD
Gray	30	20	303	10.1	20	0
Hannah	5	1	36	7.2	11	0
Oilers	35	21	339	9.7	20	0
Opponents	35	17	288	8.2	72t	1

KICKOFF RETURNS	NO	YDS	AVG	LG	TD
Gray	53	1183	22.3	54	0
R. Thomas	3	48	16.0	23	0
Butts	2	14	7.0	14	0
Lundy	2	28	14.0	17	0
Barnes	1	-4	-4.0	-4	0
Bowden	1	6	6.0	6	0
R. Lewis	1	5	5.0	5	0
Worham	1	-3	-3.0	-3	0
Oilers	64	1277	20.0	54	0
Opponents	78	1467	18.8	47	0

FIELD GOALS	1-19	20-29	30-39	40-49	50+
Del Greco	3/3	3/3	8/8	10/12	3/5
Oilers	3/3	3/3	8/8	10/12	3/5
Opponents	0/0	7/7	5/7	6/8	1/2

Del Greco:	(19G)	(43G)	(41N)
(29G,53G,32G,52N)	(19G,50G,44G)	(46N,39G)	(19G,45G,41G,50N,39G)
(44G,45G,37G)	(40G,34G,34G23G)	() ()	() (47G)
(49G,53G,24G)	(39G,33G)		
Opponents:	(36N,26G)	(42G,40G)	() ()
(22G)	(38G)	(28G,22G,47G,35G)	(38N)
(50N,20G)	(33G,49G,27G)	(47G,21G)	(56G,48N,35G)
()	(36G,49N)	()	(44G)

SACKS
Cook 4.5, Ford 4.5, Robinson 3.5, Barrow 3.0, Walker 2.5, Davidson 2.0, Montgomery 2.0, Bishop 1.5, McGhee 1.5, Bowden 1.0, Childress 1.0, Jackson 1.0, D. Lewis 1.0, Worham 1.0
Oilers 30.0, Opponents 32.0

TACKLES (Solo, Assists, Total)
Bishop (75-22-97), Barrow (54-32-86), Robinson (48-24-72), Cecil (44-16-60), D. Lewis (50-8-58), Dishman (48-10-58), Bowden (38-13-51), Montgomery (26-20-46), Ford (27-16-43), Worham (23-15-38), Walker (22-10-32), Davidson (16-16-32), Barnes (21-2-23), Cook (13-9-22), Jackson (17-4-21), O. Harris (10-9-19), Veasey (14-3-17), Childress (8-7-15), A. Smith (5-2-7), McGhee (4-3-7), T. Hunter (6-0-6), Evans (2-1-3), Robertson (2-0-2), Hall(1-1-2), Logan (1-0-1)
Oilers:(575-243-818)

USUAL STARTING LINEUP
OFFENSE
WR Haywood Jeffries (84)
LT Brad Hopkins (72)
LG Bruce Matthews (74)
C Mark Stepnoski (53)
RG Kevin Donnalley (77)
RT David Williams (73)
Inv Eatman (75)
TE Frank Wycheck (89)
QB Chris Sanders (81)
WR Chris Chandler (12)
RB Rodney Thomas (20)
FB Todd McNair (48)
DEFENSE
LE Kenny Davidson (90)
Anthony Cook (78)
LT Gary Walker (86)
Ray Childress (79)
RT Glenn Montgomery (94)
RE Henry Ford (92)
LLB Eddie Robinson (50)
MLB Micheal Barrow (56)
RLB Joe Bowden (58)
LCB Cris Dishman (28)
RSB Darryll Lewis (29)
CS Blaine Bishop (23)
FS Chuck Cecil (26)

SPECIALISTS
K Al Del Greco (3)
P Rich Camarillo (16)
Pro Bowl

GM: Floyd Reese; Head Coach: Jeff Fisher

Asst. Coaches: Jerry Rhome (off. coord.), Steve Sidwell (def. coord.), Larry Beightol (OL), Dick Coury (off. asst./passing game), Mike Munchak (off. asst./qual. control), Rex Norris (DL), Clancy Pendergast (def. asst./qual. control), Rod Perry (DB), Russ Purnell (ST), Sherman Smith (RB), Les Steckel (WR/TE), Trooper Taylor (minority intern), Steve Watterson (strength & rehab.), Gregg Williams (LB)

1994 SEASON (2-14)

Head Coach: Jack Pardee (10 games) **Postseason:** 0-0 **Standings:** 4th AFC Central
Jeff Fisher (Last 6 games)

DATE	OPPONENT	SCORE	WL	ATT	RUSHING	NO	YDS	AVG	LG	TD						
Sep. 4	at Indianapolis	21-45	L	47,372	White	191	757	4.0	33	3						
Sep. 11	at Dallas	17-20	L	64,402	G. Brown	169	648	3.8	18	4						
Sep. 18	BUFFALO	7-15	L	55,424	Richardson	30	217	7.2	18	1						
Sep. 25	CINCINNATI	20-13	W	44,253	Tolliver	12	37	3.1	10	2						
Oct. 3	at Pittsburgh	14-30	L	57,274	Carlson	10	17	1.7	6	0						
Oct. 9	BYE				Tillman	2	12	6.0	9	0						
Oct. 13	CLEVELAND	8-11	L	50-364	Coleman	1	2	2.0	2	0						
Oct. 24	at Philadelphia	6-21	L	65,233	Wellman	1	-3	-3.0	-3	0						
Oct. 30	at L.A. Raiders	14-17	L	40,473	Givins	1	-5	-5.0	-5	0						
Nov. 6	PITTSBURGH	9-12*	L	47,822	Oilers	417	1682	4.0	33	10						
Nov. 13	at Cincinnati	31-34	L	54,908	Opponents	540	2120	3.9	52	17						
Nov. 21	NY GIANTS	10-13	L	53,201	RECEIVING	NO	YDS	AVG	LG	TD						
Nov. 27	at Cleveland	10-34	L	65,088	Slaughter	68	846	12.4	57	2						
Dec. 4	ARIZONA	12-30	L	39,821	Jeffries	68	783	11.5	50	6						
Dec. 11	SEATTLE	14-16	L	31,453	Givins	36	521	14.5	76t	1						
Dec. 18	at Kansas City	9-31	L	79,319	White	21	188	9.0	41	1						
Dec. 24	NY JETS	24-10	W	31,176	Coleman	20	298	14.9	81	1						
*Overtime					G. Brown	18	194	10.8	24	1						
					Carter	11	74	6.7	19	1						
					Wellman	10	112	11.2	25	0						
					McNair	8	78	9.8	21	0						
					R. Lewis	4	48	12.0	19	0						
					R. Brown	4	34	8.5	11	0						
					Hannah	3	24	8.0	11	0						
					Maston	2	12	6.0	10	0						
					Mills	1	4	4.0	4	0						
					Oilers	274	3216	11.7	81	13						
					Opponents	221	2963	13.4	55	18						
					INTERCEPTIONS	NO	YDS	AVG	LG	TD						
					D. Lewis	5	57	11.4	20	0						
					Dishman	4	74	18.5	38	1						
					Robertson	3	90	30.0	41	0						
					Bishop	1	21	21.0	21	0						
					St. Jackson	1	0	0.0	0	0						
					Oilers	14	242	17.3	41	1						
					Opponents	17	188	11.1	41	0						
					PUNTING	NO	YDS	AVG	NET	TB	LG	B				
					Camarillo	96	4115	42.9	36.4	9	35	58				
					Oilers	96	4115	42.9	36.4	9	35	58				
					Opponents	82	3443	42.0	36.9	7	31	56				
					PUNT RETURNS	NO	FC	YDS	AVG	LG	TD					
					Givins	37	9	210	5.7	78t	1					
					Hannah	9	0	58	6.4	13	0					
					Coleman	2	2	13	6.5	10	0					
					Dishman	1	0	0	0.0	0	0					
					Robertson	1	1	0	0.0	0	0					
					Oilers	50	12	281	5.6	78t	1					
					Opponents	50	16	438	8.8	82t	1					
					KICKOFF RETURNS	NO	YDS	AVG	LG	TD						
					McNair	23	481	20.9	44	0						
					Mills	15	282	18.8	34	0						
					St. Jackson	14	285	20.4	40	0						
					White	8	167	20.9	28	0						
					Hannah	5	116	23.2	39	0						
					Tillman	4	51	12.8	19	0						
					Bishop	2	18	9.0	11	0						
					Teeter	2	9	4.5	9	0						
					Givins	1	27	27.0	27	0						
					Oilers	74	1436	19.4	44	0						
					Opponents	48	832	17.3	35	0						
					FIELD GOALS	1-19/20-29	30-39/40-49/50+									
					Del Greco	0/0	4/5	4/4	7/8	1/3						
					Oilers	0/0	4/5	4/4	7/8	1/3						
					Opponents	0/0	10/10	7/7	11/11	2/3						
					PASSING	ATT	CMP	PCT	YARDS	YDS/ATT	TD	INT	LG	SK	YDS	RATING
					Tolliver	240	121	50.4	1287	5.36	6	7	44	27/166	62.6	
					Richardson	181	94	51.9	1202	6.64	6	6	76t	23/136	70.3	
					Carlson	132	59	44.7	727	5.51	1	4	81	15/115	52.2	
					Camarillo	1	0	0.00	0	0.00	0	0	0/0	39.6		
					Oilers	554	274	49.5	3216	5.81	13	17	81	65/417	62.5	
					Opponents	400	221	55.3	2963	7.41	18	14	55	31/168	79.4	

Del Greco: (55N) (41G) () (45G,24G) (48N) (29N) (21G,24G) (52N) (32G,49G,38G) (34G) (43G) (42G) (38G) () (48G) (28G,50G,42G)
Opponents: (42G) (45G,29G) (37G,42G,48G,29G,48G) (21G,49G) (42G,25G,22G) (50N,35G) () (35G) (50G,39G,37G,40G) (50G,40G) (26G,37G) (37G,23G) (25G,23G) (40G) (21G) (49G)

SACKS
 Lathon 8.5, Childress 6.0, Davidson 6.0, Montgomery 3.0, Barrow 2.5, A. Smith 2.5, Bishop 1.5, St. Jackson 1.0
Oilers 31.0, Opponents 65.0

TACKLES (Solo, Assists, Total)
 A. Smith (97-45-142), Bishop (75-37-112), Robertson (80-31-111), Barrow (57-37-94), Childress (49-19-68), Davidson (47-21-68), Dishman (53-13-66), Robinson (41-25-66), Montgomery (45-19-64), D. Lewis (43-12-55), Lathon (36-16-52), McDowell (18-6-24), Wortham (15-7-22), Roberts (15-4-19), Bowden (7-6-13), St. Jackson (10-2-12), Ford (10-1-11), Teeter (7-0-7), Orlando (5-1-6), McCants (3-2-5), Davis (2-0-2), Faryniarz (1-0-1)
Oilers: (716-304-1020)

USUAL STARTING LINEUP

OFFENSE
 WR Haywood Jeffries (80)
 WR Webster Slaughter (84)
 LT Brad Hopkins (72)
 LG John Flannery (55)
RC Bruce Matthews (74)
 RG Kevin Donnalley (77)
 TE David Williams (85)
 RT Pat Carter (85)
 WR Ernest Givins (81)
 QB Billy Joe Tolliver (11)
 Cody Carlson (14)
 Bucky Richardson (7)
 RB Lorenzo White (44)
 FB Gary Brown (33)

DEFENSE
 LE Kenny Davidson (90)
 LT Ray Childress (79)
 RT Glenn Montgomery (94)
 RE Lamar Lathon (57)
 LLB Eddie Robinson (50)
 MLB Al Smith (54)
 RLB Micheal Barrow (56)
 LCB Kris Dishman (28)
 RB Darryll Lewis (29)
 SS Blaine Bishop (23)
 FS Marcus Robertson (31)

SPECIALISTS
 K Al Del Greco (3)
 P Rich Camarillo (16)

Pro Bowl

GM: Floyd Reese; **Head Coach:** Jack Pardee (10 games), Jeff Fisher (six games)
Asst. Coaches: Kevin Gilbride (asst. head coach/off.), Dick Coury (off. coord.), Jeff Fisher (def. coord.), Charlie Baggett (WR), Tom Bettis (DB), Frank Bush (qual. control), Frank Novak (ST/RB), Jim Stanley (DL), Steve Watterson (strength & rehab.), Gregg Williams (LB), Bob Young (OL)*
 *Coord. for first 10 games; head coach last six games

Head Coach: Jack Pardee

Postseason: 0-1

Standings: 1st AFC Central

DATE	OPPONENT	SCORE	WL	ATT
Sep. 5	at New Orleans	21-33	L	69,029
Sep.12	KANSAS CITY	30-0	W	59,780
Sep. 19	at San Diego	17-18	L	58,519
Sep.26	L.A. RAMS	13-28	L	53,072
Oct. 3	BYE			
Oct. 11	at Buffalo	7-35	L	79,613
Oct. 17	at New England	28-14	W	51,037
Oct. 24	CINCINNATI	28-12	W	50,039
Oct. 31	BYE			
Nov. 7	SEATTLE	24-14	W	50,447
Nov. 14	at Cincinnati	38-3	W	42,347
Nov. 21	at Cleveland	27-20	W	71,668
Nov. 28	PITTSBURGH	23-3	W	61,238
Dec. 5	ATLANTA	33-17	W	58,186
Dec. 12	CLEVELAND	19-17	W	58,720
Dec. 19	at Pittsburgh	26-17	W	57,592
Dec. 25	at San Francisco	10-7	W	61,744
Jan. 2	NY JETS	24-0	W	61,040
Jan. 16	KANSAS CITY	20-28	L	64,011

	OILERS	OPP
TOTAL FIRST DOWNS	330	289
Rushing	101	73
Passing	208	184
Penalty	21	32
3rd Down: Made/Att	94/211	64/208
3rd Down Pct.	44.5	31.2
4th Down: Made/Att	3/12	12/24
4th Down Pct.	25.0	50.0
POSSESSION AVG.	31:48	28:12
TOTAL NET YARDS	5658	4874
Avg. Per Game	353.6	304.6
Total Plays	1066	1003
Avg. Per Play	5.3	4.9
NET YARDS RUSHING	1792	1273
Avg. Per Game	112.0	79.6
Total Rushes	409	369
NET YARDS PASSING	3866	3601
Avg. Per Game	241.6	225.1
Sacked/Yards Lost	43/279	52/313
Gross Yards	4145	3914
Att./Comp.	614/357	582/302
Completion Pct.	58.1	51.9
Had Intercepted	25	296
PUNTS/AVERAGE	56/45.3	79/43.7
NET PUNTING AVG.	56/38.7	79/36.9
PENALTIES/YARDS	132/1005	103/791
FUMBLES/BALL LOST	37/20	32/17
TOUCHDOWNS	40	26
Rushing	11	9
Passing	23	16
Returns	6	1

BY PERIODS	1	2	3	4	OT PTS
Oilers	68	131	75	94	0
Opponents	40	73	50	75	0

SCORING	TD	RU	PA	RT	PAT	FG	S	TP
Del Greco	0	0	0	0	39/40	29/34	0	126
G. Brown	8	6	2	0	0	0	0	48
Jeffries	6	0	6	0	0	0	0	36
Slaughter	5	0	5	0	0	0	0	30
Givins	4	0	4	0	0	0	0	24
Duncan	3	0	3	0	0	0	0	18
Carlson	2	2	0	0	0	0	0	12
White	2	2	0	0	0	0	0	12
Childress	1	0	1	0	0	0	0	6
Dishman	1	0	1	0	0	0	0	6
Harris	1	0	1	0	0	0	0	6
Jackson	1	0	1	0	0	0	0	6
Lewis	1	0	1	0	0	0	0	6
Moon	1	1	0	1	0	0	0	6
Orlando	1	0	1	0	0	0	0	6
Robertson	1	0	1	0	0	0	0	6
Tillman	1	0	1	0	0	0	0	6
Wellman	1	0	1	0	0	0	0	6
Oilers	40	11	26	6	39/40	29/34	1	368
Opponents	26	9	16	1	25/26	19/28	0	238

PASSING	ATT	CMP	PCT	YARDS	YDS/ATT	TD	INT	LG	SK/YDS	RATING
Moon	520	303	58.3	3485	6.70	21	21	80t	34/218	75.2
Carlson	90	51	56.7	605	6.72	2	4	47	8/53	66.2
Richardson	4	3	75.0	55	13.75	0	0	34	1/8	116.7
Oilers	614	357	58.1	4145	6.75	23	25	80t	43/279	74.2
Opponents	582	302	51.9	3914	6.73	16	26	53t	52/313	63.9

RUSHING	NO	YDS	AVG	LG	TD
G. Brown	195	1002	5.1	26	6
White	131	465	3.5	14	2
Moon	48	145	3.0	35	1
Tillman	9	94	10.4	34	0
Carlson	14	41	2.9	10	2
Givins	6	19	3.2	16	0
Maston	1	10	10.0	10	0
Richardson	2	9	4.5	11	0
Wellman	2	6	3.0	4	0
Coleman	1	1	1.0	1	0
Oilers	409	1792	4.4	35	11
Opponents	369	1273	3.4	29	9

RECEIVING	NO	YDS	AVG	LG	TD
Slaughter	77	904	11.7	41	5
Givins	68	887	13.0	80t	4
Jeffries	66	753	11.4	66t	6
Duncan	41	456	11.1	47	3
White	34	229	6.7	20	0
Wellman	31	430	13.9	44	1
G. Brown	21	240	11.4	38t	2
Coleman	9	129	14.3	25	0
Harris	4	53	13.3	17t	1
R. Brown	2	30	15.0	26	0
Maston	1	14	14.0	14	0
Norgard	1	13	13.0	13	0
Tillman	1	4	4.0	4t	1
Drewrey	1	3	3.0	3	0
Oilers	357	4145	11.6	80t	23
Opponents	302	3914	13.0	53t	16

INTERCEPTIONS	NO	YDS	AVG	LG	TD
Robertson	7	137	19.6	69	0
Dishman	6	74	12.3	30	0
Jackson	5	54	10.8	22t	1
Orlando	3	68	22.7	38t	1
McDowell	3	31	10.3	13	0
Lewis	1	47	47.0	47t	1
Bishop	1	1	1.0	1	0
Oilers	26	412	15.8	69	3
Opponents	25	309	12.4	42	0

PUNTING	NO	YDS	AVG	NET	TB	IN	LG	B
Montgomery	54	2462	45.6	39.1	5	13	77	0
Sullivan (TM)	2	73	36.5	26.5	1	1	37	0
Oilers	56	2535	45.3	38.7	6	14	77	0
Opponents	79	3454	43.7	36.9	13	15	71	1

PUNT RETURNS	NO	FC	YDS	AVG	LG	TD
Drewrey	41	19	275	6.7	18	0
Oilers	41	19	275	6.7	18	0
Opponents	28	5	249	8.9	30	0

KICKOFF RETURNS	NO	YDS	AVG	LG	TD
Drewrey	15	293	19.5	34	0
Mills	11	230	20.9	37	0
Coleman	3	37	12.3	16	0
G. Brown	2	29	14.5	16	0
Oilers	31	589	19.0	37	0
Opponents	60	1062	17.7	36	0

FIELD GOALS	1-19	20-29	30-39	40-49	50+
Del Greco	0/0	13/13	8/9	4/5	4/7
Oilers	0/0	13/13	8/9	4/5	4/7
Opponents	1/1	6/7	5/6	4/9	3/5

Del Greco:	(50N)	(25G,22G,50G)	(27G)
(52G,25G)	()	()	()
(33G,51G,39G)	(39G)		
(34N,28G,30G)	(43G,21G,28G)		
(52G,43G,56N,52N,21G,36G)			
(27G,48G,49G,25G)			
(41N,34G,22G,33G,21G)	(24G)	(38G)	
Opponents:	(28G,37G,18G,47G)	(46N)	
(34G,34G,27G,27G,36G,27G)	(47N)	(54N)	
(42B)	(53G,50G)	()	(46G)
(21G,44G)	(42G)		
(30G)	(53G,46N,56N)	(26G)	(47N,24B)
(36N)			

SACKS
Jones 13.0, Fuller 10.0, Childress 9.0, Gl. Montgomery 6.0, L. Williams 3.0, Lathon 2.0, Marshall 2.0, Barrow 1.0, Bishop 1.0, McDowell 1.0, Robinson 1.0, Teeter 1.0, Bowden 1.0
Oilers 52.0, Opponents 43.0

TACKLES (Solo, Assists, Total)
Smith (67-28-95), Robertson (62-20-82), Dishman (68-10-78), McDowell (56-19-75), Childress (45-13-58), Robinson (42-15-57), Jackson (45-10-55), S. Jones (42-12-54), Gl. Montgomery (35-10-45), Lathon (29-10-45), Fuller (29-8-37), Marshall (28-9-37), Bowden (19-9-28), Bishop (24-3-27), Barrow (21-5-26), Orlando (16-2-18), L. Williams (8-8-16), Lewis (13-1-14), T. Brown (4-0-4), McCants (4-0-4), Teeter (3-2-5), Hoage (3-0-3)

USUAL STARTING LINEUP
OFFENSE
WR Haywood Jeffries (84)
WR Webster Slaughter (89)
LT Brad Hopkins (72)
LG Mike Munchack (63)
CB Bruce Matthews (74)
RG Doug Dawson (66)
RT David Williams (73)
WR Ernest Givins (81)
WR Curtis Duncan (80)
QB Warren Moon (11)
RB Gary Brown (33)
Lorenz White (44)

DEFENSE
LE William Fuller (95)
LT Ray Childress (79)
RT Glenn Montgomery (94)
RE Sean Jones (96)
LLB Eddie Robinson (50)
MLB Al Smith (54)
RLB Wilber Marshall (58)
LCB Cris Dishman (28)
RCB Steve Jackson (24)
SS Bubba McDowell (25)
FS Marcus Robertson (31)

SPECIALISTS
K Al Del Greco (3)
P Greg Montgomery (9)
Pro Bowl
All-Pro

GM: Mike Holovac; **Head Coach:** Jack Pardee

Asst. Coaches: Kevin Gilbride (off. coord.), Buddy Ryan (def. coord.), Charlie Baggett (WR), Tom Bettis (DB), Frank Bush (qual. control), Ronnie Jones (LB), Frank Novak (RB), Jim Stanley (DL), Steve Watterson (strength & rehab.), Gregg Williams (ST), Bob Young (OL)

1992 SEASON (10-6)

Head Coach: Jack Pardee

Postseason: 0-1

Standings: 2nd AFC Central

DATE	OPPONENT	SCORE	WL	ATT
Sep. 6	PITTSBURGH	24-29	L	63,713
Sep. 13	at Indianapolis	20-10	W	44,851
Sep. 20	KANSAS CITY	23-20*	W	60,955
Sep. 27	SAN DIEGO	27-0	W	57,491
Oct. 4	BYE			
Oct. 11	at Cincinnati	38-24	W	54,254
Oct. 18	at Denver	21-27	L	74,827
Oct. 25	CINCINNATI	26-10	W	58,701
Nov. 1	at Pittsburgh	20-21	L	58,074
Nov. 8	CLEVELAND	14-24	L	57,348
Nov. 15	at Minnesota	17-13	W	67,226
Nov. 22	at Miami	16-19	L	63,597
Nov. 26	at Detroit	24-21	W	73,711
Dec. 7	CHICAGO	24-7	W	62,193
Dec. 13	GREEN BAY	14-16	L	57,285
Dec. 20	at Cleveland	17-14	L	59,898
Dec. 27	BUFFALO	27-3	W	61,742
Jan. 3	at Buffalo	38-41*	L	75,141

	OILERS	OPP
TOTAL FIRST DOWNS	339	254
Rushing	101	93
Passing	217	139
Penalty	21	22
3rd Down: Made/Att	72/170	68/194
3rd Down Pct.	42.4	35.1
4th Down: Made/Att	3/9	7/14
4th Down Pct.	33.3	50.0
POSSESSION AVG.	31.09	28.51
TOTAL NET YARDS	5655	4211
Avg. Per Game	353.4	263.2
Total Plays	958	907
Avg. Per Play	5.9	4.6
NET YARDS RUSHING	1626	1634
Avg. Per Game	101.6	102.1
Total Rushes	353	412
NET YARDS PASSING	4029	2577
Avg. Per Game	251.8	161.1
Sacked/Yards Lost	32/202	50/321
Gross Yards	4231	2898
Att./Comp.	573/373	445/248
Completion Pct.	65.1	55.7
Had Intercepted	23	20
PUNTS/AVERAGE	55/45.2	68/43.2
NET PUNTING AVG.	55/37.3	68/38.6
PENALTIES/YARDS	111/824	114/886
FUMBLIES/BALL LOST	28/12	24/11
TOUCHDOWNS	41	28
Rushing	10	6
Passing	27	20
Returns	4	2

BY PERIODS	1	2	3	4	OT PTS
Oilers	81	75	80	113	3 352
Opponents	23	96	50	89	0 258

SCORING	TD	R	P	PAT	FG	S	TP
Del Greco	0	0	0	41/41	21/27	0	104
Givins	10	0	10	0	0	0	60
Jeffries	9	0	9	0	0	0	54
White	8	7	1	0	0	0	48
Slaughter	4	0	4	0	0	0	24
L. Harris	2	0	2	0	0	0	12
G. Brown	1	1	0	0	0	0	6
Carlson	1	1	0	0	0	0	6
Childress	1	0	0	1	0	0	6
Duncan	1	0	1	0	0	0	6
Fuller	1	0	0	1	0	0	6
McDowell	1	0	0	1	0	0	6
Meads	1	0	0	1	0	0	6
Moon	1	1	0	0	0	0	6
Oilers	41	10	27	4	41/41	21/27	1352
Opponents	28	6	20	2	27/28	21/26	0 258

PASSING	ATT	CMP	PCT	YARDS	YDS/ATT	TD	INT	LG	SK/YDS	RATING
Moon	346	224	64.7	2521	7.29	18	12	72	16/105	89.3
Carlson	227	149	65.6	1710	7.53	9	11	65	15/90	81.2
Richardson	0	0	0.0	0	0.0	0	0	0	1/7	0
Oilers	573	373	65.1	4231	7.38	27	23	72	32/202	86.1
Opponents	445	248	55.7	2898	6.51	20	20	77t	50/321	71.9

GM: Mike Holovak; Head Coach: Jack Pardee

Asst. Coaches: Kevin Gilbride (off. coord.), Jim Eddy (def. coord.), Frank Bush (LB), Frank Novak (RB), Chris Palmer (WR), Richard Smith (ST/asst. OL), Jim Stanley (DL), Steve Watterson (strength & rehab.), Gregg Williams (qual. control coord.), Bob Young (OL)

RUSHING	NO	YDS	AVG	LG	TD
White	265	1226	4.6	44	7
Moon	27	147	5.4	23	1
G. Brown	19	87	4.6	26	1
Carlson	27	77	2.9	13	1
Givins	7	75	10.7	44	0
Slaughter	3	20	6.7	10	0
L. Harris	1	8	8.0	8	0
Tillman	1	1	1.0	1	0
Richardson	1	-1	-1.0	-1	0
Gr. Montgomery	2	-14	-7.0	0	0
Oilers	353	1626	4.6	44	10
Opponents	412	1634	4.0	67t	6

RECEIVING	NO	YDS	AVG	LG	TD
Jeffries	90	913	10.1	47	9
Duncan	82	954	11.6	72	1
Givins	67	787	11.7	41	10
White	57	641	11.2	69t	1
Slaughter	39	486	12.5	36t	4
L. Harris	35	435	12.4	47	2
Coleman	2	10	5.0	6	0
G. Brown	1	5	5.0	5	0
Oilers	373	4231	11.3	72	27
Opponents	248	2898	11.7	77t	20

INTERCEPTIONS	NO	YDS	AVG	LG	TD
Gray	6	24	4.0	22	0
McDowell	3	52	17.3	26t	1
Dishman	3	34	11.3	17	0
Jackson	3	18	6.0	18	0
Robertson	1	27	27.0	27	0
A. Smith	1	26	26.0	26	0
Dumas	1	0	0.0	0	0
Graf	1	0	0.0	0	0
Jones	1	0	0.0	0	0
Oilers	20	181	9.1	27	1
Opponents	23	367	16.0	57	0

PUNTING	NO	YDS	AVG	NET	TB	IN	LG	B
Montgomery	53	2487	46.9	37.3	9	14	66	2
Oilers	55	2487	45.2	37.3	9	14	66	2
Opponents	68	2939	43.2	38.6	6	23	65	1

PUNT RETURNS	NO	FC	YDS	AVG	LG	TD
Slaughter	20	8	142	7.1	20	0
Coleman	7	4	35	5.0	19	0
C. Harris	6	0	17	2.8	13	0
Oilers	33	12	194	5.9	20	0
Opponents	31	2	255	8.2	25	0

KICKOFF RETURNS	NO	YDS	AVG	LG	TD
Coleman	14	290	20.7	28	0
C. Harris	10	206	20.6	42	0
Tillman	10	157	15.7	33	0
Lewis	8	171	21.4	26	0
Slaughter	1	21	21.0	21	0
G. Brown	1	15	15.0	15	0
Gl. Montgomery	1	13	13.0	13	0
Flannery	1	12	12.0	12	0
Oilers	46	885	19.2	42	0
Opponents	63	989	15.7	35	0

FIELD GOALS	1-19	20-29	30-39	40-49	50+
Del Greco	3/3	8/9	5/6	4/8	1/1
Oilers	3/3	8/9	5/6	4/8	1/1
Opponents	0/0	6/7	7/8	5/7	3/4

Del Greco: (36G) (27G,29N,20G) (21G,54G,39G) (49G,46N) (39G) (43N) (27G,47N) (29G,19G,39N) () (30G) (24G,41G,23G,41N) (46N,30G) (19G) () (47G) (28G,18G)
Opponents: (30G, 25G, 37G) (37G) (31G, 52G, 20N) () (29G, 43N) (45G, 28G) (24G) () (44G, 52N) (42G, 51G) (38G, 40G, 29G, 52G) () () (39G, 36G, 20G) (42N) (40G, 33N)

SACKS
Childress 13.0, L. Williams 11.0, Jones 8.5, Fuller 8, Lathon 1.5, McDowell 1.5, Alm 1.0, Graf 1.0, Jackson 1.0, Lewis 1.0, Robinson 1.0, A. Smith 1.0, Gl. Montgomery 0.5
Oilers 50.0, Opponents 32.0

TACKLES (Solo, Assists, Total)
A. Smith (68-52-120), Childress (64-26-90), J. Gray (56-15-71), McDowell (56-15-71), Robertson (39-32-71), Lathon (40-14-54), Robinson (33-21-54), Jones (34-19-53), Fuller (42-10-52), Dishman (27-13-40), Alm (24-11-35), L. Williams (24-11-35), Jackson (22-11-33), Lewis (21-6-27), Graf (13-9-22), Dumas (13-6-19), D. Smith (11-4-15), Peguee (2-6-8), Meads (2-5-7), Gl. Montgomery (5-1-6), Seale (5-0-5), T. Brown (4-1-5), Orlando (2-3-5), R. Johnson (2-3-5), Roberts (1-0-1), Veasey (1-0-1)
Oilers:(611-294-905)

USUAL STARTING LINEUP
OFFENSE
WR Haywood Jeffries (84)
WR Webster Slaughter (89)
Leonard Harris (83)
LT Don Maggs (78)
LG Mike Munchak (63)
C Bruce Matthews (74)
RG Doug Dawson (66)
RT David Williams (73)
WR Ernest Givins (81)
WR Curtis Duncan (80)
QB Warren Moon (1)
Cody Carlson (6)
RB Lorenzo White (44)
DEFENSE
LE William Fuller (95)
LT Ray Childress (79)
RT Jeff Alm (76)
Doug Smith (99)
RE Sean Jones (96)
LLB Lamar Lathon (57)
MLB Al Smith (54)
RLB Eddie Robinson (50)
LCB Cris Dishman (28)
RCB Jerry Gray (21)
SS Bubba McDowell (25)
FS Marcus Robertson (31)

SPECIALISTS
K Al Del Greco (3)
P Greg Montgomery (9)

Pro Bowl
All-Pro

1990 SEASON (9-7)

Head Coach: Jack Pardee

Postseason: 0-1

Standings: 1st AFC Central (tied)

(DATE)	OPPONENT	SCORE	WL	ATT
Sep. 9	at Atlanta	27-47	L	56,222
Sep. 16	at Pittsburgh	9-20	L	54,814
Sep. 23	INDIANAPOLIS	24-10	W	50,093
Sep. 30	at San Diego	17-7	W	48,762
Oct. 7	SAN FRANCISCO	21-24	L	59,931
Oct. 14	CINCINNATI	48-17	W	53,501
Oct. 21	NEW ORLEANS	23-10	W	57,908
Oct. 28	NY JETS	12-17	L	56,337
Nov. 4	at L.A. Rams	13-17	L	52,628
Nov. 11	BYE			
Nov. 18	at Cleveland	35-23	W	76,726
Nov. 26	BUFFALO	27-24	W	60,130
Dec. 2	at Seattle	10-13*	L	57,592
Dec. 9	CLEVELAND	58-14	W	54,469
Dec. 16	at Kansas City	27-10	W	61,756
Dec. 23	at Cincinnati	20-40	L	60,044
Dec. 30	PITTSBURGH	34-14	W	56,906
Jan. 6	at Cincinnati	14-41	L	60,012

	OILERS	OPP
TOTAL FIRST DOWNS	376	279
Rushing	97	88
Passing	251	160
Penalty	28	31
3rd Down: Made/Att	94/180	69/177
3rd Down Pct.	52.2	39.0
4th Down: Made/Att	3/12	6/13
4th Down Pct.	25.0	46.2
POSSESSION AVG.	31.35	28.25
TOTAL NET YARDS	6222	4635
Avg. Per Game	388.9	289.7
Total Plays	1006	890
Avg. Per Play	6.2	5.2
NET YARDS RUSHING	1417	1575
Avg. Per Game	88.6	98.4
Total Rushes	328	392
NET YARDS PASSING	4805	3060
Avg. Per Game	300.3	191.3
Sacked/Yards Lost	39/267	38/272
Gross Yards	5072	3332
Att./Comp.	639/399	460/267
Completion Pct.	62.4	58.0
Had Intercepted	15	21
PUNTS/AVERAGE	34/45.0	62/38.7
NET PUNTING AVG.	34/36.6	62/35.0
PENALTIES/YARDS	135/1009	134/1015
FUMBLES/BALL LOST	49/21	22/12
TOUCHDOWNS	34	31
Rushing	10	12
Passing	37	18
Returns	2	7

BY PERIODS	1	2	3	4	OT PTS
Oilers	83	152	70	100	0
Opponents	54	95	71	84	3

SCORING	TDR	PART	PT	FG	S	TP
White	12	8	4	0	0	72
Garcia	0	0	0	0	26/28	14/20
Givins	9	0	9	0	0	54
Jeffires	8	0	8	0	0	48
Zendejas	0	0	0	0	20/21	7/12
T. Jones	6	0	6	0	0	36
Hill	5	0	5	0	0	30
Harris	3	0	3	0	0	18
Moon	2	0	2	0	0	12
Duncan	1	0	1	0	0	6
Ford	1	0	1	0	0	6
R. Johnson	1	0	1	0	0	6
Kinard	1	0	1	0	0	6
Childress	0	0	0	0	1	2
Oilers	49	10	37	2	46/49	21/21
Opponents	37	12	18	7	34/37	17/32

PASSING	ATT	CMP	PCT	YARDS	YDS/ATT	TD	INT	LG	SK/YDS	RATING
Moon	584	362	62.0	4689	8.03	33	13	87t	36/252	96.8
Carlson	55	37	67.3	383	6.96	4	2	53t	3/15	96.3
Oilers	639	399	62.4	5072	7.94	37	15	87t	39/267	96.7
Opponents	460	267	58.0	3332	7.24	18	21	78t	38/272	74.7

RUSHING	NO	YDS	AVG	LG	TD
White	168	702	4.2	22	8
Pinkett	66	268	4.1	19	0
Moon	55	215	3.9	17	2
V. Jones	14	75	5.4	14	0
Givins	3	65	21.7	31	0
Carlson	11	52	4.7	16	0
Rozier	10	42	4.2	11	0
T. Jones	1	-2	-2.0	-2	0
Oilers	328	1417	4.3	31	10
Opponents	392	1575	4.0	56t	12

RECEIVING	NO	YDS	AVG	LG	TD
Jeffires	74	1048	14.2	87t	8
Hill	74	1019	13.8	57	5
Givins	72	979	13.6	80t	9
Duncan	66	785	11.9	37t	1
White	39	368	9.4	29	4
T. Jones	30	409	13.6	47	6
Harris	13	172	13.2	42t	3
Pinkett	11	85	7.7	38	0
Ford	10	98	9.8	24	1
McNeil	5	63	12.6	16	0
Rozier	5	46	9.2	24	0
Oilers	399	5072	12.7	87t	37
Opponents	267	3332	12.5	78t	18

INTERCEPTIONS	NO	YDS	AVG	LG	TD
R. Johnson	8	100	12.5	35	1
Kinard	4	75	18.8	47	0
Dishman	4	50	12.5	42	0
McDowell	2	11	5.5	11	0
Meads	1	32	32.0	32	0
Allen	1	27	27.0	27	0
Knight	1	0	0	0	0
Oilers	21	295	14.0	47	1
Opponents	15	237	15.8	82t	2

PUNTING	NO	YDS	AVG	NET	TB	IN	LG	B
Montgomery	34	1530	45.0	36.6	5	7	60	0
Oilers	34	1530	45.0	36.6	5	7	60	0
Opponents	62	2402	38.7	35.0	3	20	55	1

PUNT RETURNS	NO	FC	YDS	AVG	LG	TD
McNeil	30	20	172	5.7	26	0
Duncan	0	1	0	--	0	0
Oilers	30	21	172	5.7	26	0
Opponents	23	0	186	7.1	52t	1

KICKOFF RETURNS	NO	YDS	AVG	LG	TD
McNeil	27	551	20.4	64	0
Ford	14	219	15.6	23	0
Pinkett	4	91	22.8	28	0
Norgard	2	0	0.0	0	0
Oilers	47	861	18.3	64	0
Opponents	71	1329	18.7	101t	1

FIELD GOALS	1-19	20-29	30-39	40-49	50+
Garcia	0/0	5/5	4/5	5/7	0/3
Zendejas	0/0	2/3	3/5	2/4	0/0
Oilers	0/0	7/8	7/10	7/11	0/3
Opponents	1/1	5/6	8/8	2/4	1/2

Garcia: () () () () () (42G,40N,49G,52N)
 (22G,31G) (51N) (25G,36G) (29G) (45G)
 (32G,39N,26G) (29G,36G,42N) (50N,47G,
 45G)
 Zendejas: () (49N,42N) (36N,30G)
 (36N,27N,34G) () (22G,23G)
 (43G,45G,33G) () () () () () ()
 Opponents: (39G,39G,36G,51G)
 (31G,27G) (33G) (27N,45N) (23G) (29G)
 (20G,40B) (32G) (19G) (22G) (43G)
 (39G,42G) () (35G,) (52N)

SACKS
 S. Jones 12.5, Childress 8.0, Fuller 8.0, E.
 Johnson 2.5, Meads 2.5, D. Smith 2.0, A.
 Smith 1.0, Alm 5, McDowell 5, Gl.
 Montgomery .5
Oilers 38.0, Opponents 39.0

TACKLES (Solo, Assists, Total)
 A. Smith (75-26-101), Meads (65-30-95),
 Childress (65-20-85), McDowell (55-26-81),
 Kinard (52-22-74), R. Johnson (54-16-70),
 Grimsley (35-29-64), Dishman (42-16-58), S.
 Jones (34-22-56), Fuller (31-19-50), Knight
 (22-12-34), D. Smith (18-14-32), E. Johnson
 (16-16-32), Brown (23-6-29), Allen (15-2-17),
 Lathon (8-2-10), Alm (6-3-9), Gl. Montgomery
 (6-1-7), Fairs (5-2-7), Orlando (1-2-3),
 Thomas (2-0-2), Lyles (2-0-2)
Oilers:(632-286-918)

USUAL STARTING LINEUP

OFFENSE
 WR Haywood Jeffires (84)
WR Drew Hill (85)
 LT Don Maggs (78)
 LG **Mike Munchak (63)**
 C Jay Pennison (52)
RG Bruce Matthews (74)
 RT David Williams (73)
 Dean Steinkuhler (70)
WR Ernest Givins (81)
 WR Curtis Duncan (80)
QB Warren Moon (1)
 RB Lorenzo White (44)

DEFENSE
 LE William Fuller (95)
LT Ray Childress (79)
 RT Doug Smith (99)
 RE Sean Jones (96)
 LLB John Grimsley (59)
 MLB Al Smith (54)
 RLB Johnny Meads (91)
 LCB Cris Dishman (28)
 RCB Richard Johnson (23)
 SS Bubba McDowell (25)
 FS Terry Kinard (27)

SPECIALISTS
 K Teddy Garcia (8)
 Tony Zendejas (7)
 P Greg Montgomery (9)

Pro Bowl
 All-Pro

GM: Mike Holovak; Head Coach: Jack Pardee
 Asst. Coaches: Kevin Gilbride (off. coord.), Jim Eddy (def. coord.), Frank Novak (RB), Chris Palmer (WR), Richard Smith (ST/LB), Jim Stanley (DL), Pat Thomas (DB), Steve Watterson (strength & rehab.), Bob Young (OL)

Head Coach: Jerry Glanville

Postseason: 0-1

Standings: 2nd AFC Central (tied)

DATE	OPPONENT	SCORE	WL	ATT
Sep.10	at Minnesota	7-38	L	54,015
Sep.17	at San Diego	34-27	W	42,013
Sep.24	BUFFALO	41-47*	L	57,278
Oct. 1	MIAMI	39-7	W	53,326
Oct. 8	at New England	13-23	L	59,828
Oct. 15	at Chicago	33-28	W	64,383
Oct. 22	PITTSBURGH	27-0	W	59,091
Oct. 29	at Cleveland	17-28	L	78,765
Nov. 5	DETROIT	35-31	W	48,056
Nov. 13	CINCINNATI	26-24	W	60,694
Nov. 19	L.A. RAIDERS	23-7	W	59,198
Nov. 26	at Kansas City	0-34	L	51,342
Dec. 3	at Pittsburgh	23-16	W	40,541
Dec. 10	TAMPA BAY	20-17	W	54,532
Dec. 17	at Cincinnati	7-61	L	47,510
Dec. 23	CLEVELAND	20-24	L	58,852
Dec. 31	PITTSBURGH	23-26*	L	58,306

*Overtime

	OILERS	OPP
TOTAL FIRST DOWNS	327	314
Rushing	112	119
Passing	185	165
Penalty	30	30
3rd Down: Made/Att	83/203	87/191
3rd Down Pct.	40.9	45.5
4th Down: Made/Att	10/14	10/13
4th Down Pct.	71.4	76.9
POSSESSION AVG.	31:59	28:01
TOTAL NET YARDS	5427	5211
Avg. Per Game	339.2	325.7
Total Plays	1028	940
Avg. Per Play	5.3	5.5
NET YARDS RUSHING	1928	1669
Avg. Per Game	120.5	104.3
Total Rushes	495	437
NET YARDS PASSING	3499	3542
Avg. Per Game	218.7	221.4
Sacked/Yards Lost	37/287	36/277
Gross Yards	3786	3819
Att./Comp.	496/295	467/269
Completion Pct.	59.5	57.6
Had Intercepted	16	21
PUNTS/AVERAGE	58/41.8	56/37.6
NET PUNTING AVG.	58/36.1	56/34.0
PENALTIES/YARDS	149/1153	109/903
FUMBLES/BALL LOST	39/17	25/16
TOUCHDOWNS	41	52
Rushing	16	20
Passing	23	28
Returns	2	4

BY PERIODS	1	2	3	4	OTPTS
Oilers	50	128	85	102	0 365
Opponents	95	106	97	108	6 412

SCORING	TDR	PA	RT	PAT	FG	S	TP
Zendejas	0	0	0	0	40/40	25/37	0 115
Hill	8	0	0	0	0	0	0 48
Highsmith	6	4	2	0	0	0	0 36
Duncan	5	0	5	0	0	0	0 30
White	5	5	0	0	0	0	0 30
Moon	4	4	0	0	0	0	0 24
Givins	3	0	3	0	0	0	0 18
Harris	2	0	2	0	0	0	0 12
Jeffries	2	0	2	0	0	0	0 12
Pinkett	2	2	0	0	0	0	0 12
Rozier	2	2	0	0	0	0	0 12
Dishman	1	0	0	1	0	0	0 6
Seale	1	0	0	1	0	0	0 6
McDowell	1	0	0	0	0	1	2
Oilers	41	16	23	2	40/40	25/37	2 365
Opponents	52	20	28	4	49/50	17/21	0 412

PASSING	ATT	CMP	PCT	YARDS	YDS/ATT	TD	INT	LG	SK	YDS	RATING
Moon	464	280	60.3	3631	7.83	23	14	55	35	267	88.9
Carlson	31	15	48.4	155	5.00	0	1	23	2	20	49.8
Zendejas	1	0	0.0	0	0.00	0	1	0	0	0	0.0
Oilers	496	295	59.5	3786	7.63	23	16	55	37	287	85.5
Opponents	467	269	57.6	3819	8.18	28	21	80t	36	277	85.4

GM: Mike Holovak; Head Coach: Jerry Glanville

Asst. Coaches: Kevin Gilbride (QB), Kim Helton (OL), Frank Novak (RB), Floyd Reese (LB), Nick Saban (DB), Ray Sherman (WR), Doug Shively (DL), Richard Smith (ST/TE), Steve Waterson (strength & rehab.)

RUSHING	NO	YDS	AVG	LG	TD
Highsmith	128	531	4.1	25	4
Pinkett	94	449	4.8	60	1
White	104	349	3.4	33	5
Rozier	88	301	3.4	17	2
Moon	70	268	3.8	19	4
Montgomery	3	17	5.7	11	0
T. Johnson	4	16	4.0	8	0
Duncan	1	0	0.0	0	0
Carlson	3	-3	-1.0	0	0
Oilers	495	1928	3.9	60	16
Opponents	437	1669	3.8	58t	20

RECEIVING	NO	YDS	AVG	LG	TD
Hill	66	938	14.2	50	8
Givins	55	794	14.4	48	3
Jeffries	47	619	13.2	45t	2
Duncan	43	613	14.3	55	5
Pinkett	31	239	7.7	23	1
Highsmith	18	201	11.2	32	2
Harris	13	202	15.5	36	2
White	6	37	6.2	11	0
Verhulst	4	48	12.0	21	0
Jackson	4	31	7.8	18	0
Rozier	4	28	7.0	8	0
Mrosko	3	28	9.3	14	0
T. Johnson	1	8	8.0	8	0
Oilers	295	3786	12.8	55	23
Opponents	269	3819	14.2	80t	28

INTERCEPTIONS	NO	YDS	AVG	LG	TD
Brown	5	54	10.8	41	0
Lyles	4	66	16.5	48	0
McDowell	4	65	16.3	21	0
Dishman	4	31	7.8	31	0
Eaton	3	33	11.0	20	0
R. Johnson	1	0	0.0	0	0
Donaldson	0	14	--	14	0
Oilers	21	263	12.5	48	0
Opponents	16	171	10.7	43	0

PUNTING	NO	YDS	AVG	NET	TB	IN	LG	B
Montgomery	56	2422	43.3	36.1	7	15	63	2
Oilers	56	2422	41.8	36.1	7	15	63	2
Opponents	56	2107	37.6	34.0	4	10	55	3

PUNT RETURNS	NO	FC	YDS	AVG	LG	TD
K. Johnson	19	21	122	6.4	19	0
Oilers	19	21	122	6.4	19	0
Opponents	24	7	191	8.0	28	0

KICKOFF RETURNS	NO	YDS	AVG	LG	TD
K. Johnson	21	372	17.7	39	0
White	17	303	17.8	29	0
Harris	14	331	23.6	63	0
T. Johnson	13	224	17.2	27	0
Mrosko	3	46	15.3	19	0
Williams	2	8	4.0	8	0
Fairs	1	1	1.0	1	0
Lyles	1	0	0.0	0	0
Gl. Montgomery	1	0	0.0	0	0
Verhulst	1	0	0.0	0	0
Oilers	74	1285	17.4	63	0
Opponents	59	1024	17.4	97t	1

FIELD GOALS	1-19	20-29	30-39	40-49	50+
Zendejas	1/1	8/9	9/14	5/11	2/2
Oilers	1/1	8/9	9/14	5/11	2/2
Opponents	2/2	3/3	9/10	3/5	0/1

Zendejas: () (24G, 47N,32G,44N,24N) (26G,47B,52G,37N) (32G,40G,32G) (46G,22G),(27G,19G,42N) (41G,31N,51G,41N) (23G) () (32G,42G,37G,28G) (20G,20G,46G) (39N) (37N) (30G,37G) (32N) (30G,48G,37G)

Opponents: (35G,51N) () (43G,26G) () (30G,45N,34G,43G) () () (47G) (38G) () (31G,39B,34G) (18G,37G,18G) (21G,48N) (27G,30G) (32G)

SACKS

Childress 8.5, Fuller 6.5, Jones 6.0, Meads 4.0, Brown 3.0, Fairs 2.5, Lyles 2.0, Gl. Montgomery 1.5, McDowell 1.0, D. Smith 1.0
Oilers 36.0, Opponents 37.0

TACKLES (Solo, Assists, Total)

Grimsley (72-30-102), McDowell (63-25-88), A. Smith (47-25-72), Lyles (43-22-65), Brown (49-14-63), Donaldson (35-27-62), Meads (35-26-61), Childress (38-19-57), Allen (47-6-53), Eaton (26-18-44), Fuller (31-11-42), Jones (21-14-35), Fairs (22-11-33), Dishman (27-3-30), Byrd (20-10-30), D. Smith (17-6-23), R. Johnson (17-5-22), Kozak (9-1-10), Bell (3-0-3), Brantley (2-1-3)
Oilers (651-293-944)

USUAL STARTING LINEUP

OFFENSE

WR Drew Hill (85)
LT Bruce Davis (77)
LG Mike Munchak (63)
C Jay Pennison (52)
RG Bruce Matthews (74)
RT Dean Steinkuhler (70)
TE Bob Mrosko (87)
WR Ernest Givins (81)
QB Warren Moon (1)
RB Mike Rozier (30)
FB Alonzo Highsmith (32)

DEFENSE

LE Ray Childress (79)
NT Doug Smith (99)
RE Richard Byrd (71)
Sean Jones (96)
OLB Robert Lyles (93)
ILB John Grimsley (59)
ILB Al Smith (54)
OLB Johnny Meads (91)
LCB Steve Brown (24)
RCB Patrick Allen (29)
SS Bubba McDowell (25)
FS Jeff Donaldson (31)

SPECIALISTS

K Tony Zendejas (7)
P Greg Montgomery (9)

Pro Bowl

All-Pro

1988 SEASON (10-6)

Head Coach: Jerry Glanville

Postseason: 1-1

Standings: 2nd AFC Central (tied)

DATE	OPPONENT	SCORE	WL	ATT
Sep. 4	at Indianapolis	17-14*	W	57,251
Sep.11	L.A. RAIDERS	38-35	W	46,050
Sep.18	at NY Jets	3-45	L	64,683
Sep.25	NEW ENGLAND	31-6	W	38,646
Oct. 2	at Philadelphia	23-32	L	64,692
Oct. 9	KANSAS CITY	7-6	W	39,134
Oct. 16	at Pittsburgh	34-14	W	52,229
Oct. 23	at Cincinnati	41-44	L	54,659
Oct. 30	WASHINGTON	41-17	W	48,781
Nov. 7	CLEVELAND	24-17	W	51,467
Nov. 13	at Seattle	24-27	L	60,446
Nov. 20	PHOENIX	38-20	W	43,843
Nov. 24	at Dallas	25-17	W	50,845
Dec. 4	PITTSBURGH	34-37	L	47,791
Dec. 11	CINCINNATI	41-6	W	50,269
Dec. 18	at Cleveland	23-28	L	74,610
Dec. 24	at Cleveland	24-23	W	74,977
Jan. 1	at Buffalo	10-17	L	79,532

*Overtime

	OILERS	OPP
TOTAL FIRST DOWNS	308	304
Rushing	141	94
Passing	148	170
Penalty	19	40
3rd Down: Made/Att	84/202	82/207
3rd Down Pct.	41.6	39.6
4th Down: Made/Att	7/13	8/14
4th Down Pct.	53.8	57.1
POSSESSION AVG.	31.11	28.49
TOTAL NET YARDS	5205	4658
Avg. Per Game	325.3	303.6
Total Plays	1010	985
Avg. Per Play	5.2	4.9
NET YARDS RUSHING	2249	1592
Avg. Per Game	140.6	99.5
Total Rushes	558	431
NET YARDS PASSING	2956	3266
Avg. Per Game	184.8	204.1
Sacked/Yards Lost	24/210	42/353
Gross Yards	3166	3619
Att./Comp.	428/218	512/281
Completion Pct.	50.9	54.9
Had Intercepted	18	22
PUNTS/AVERAGE	65/38.8	80/37.2
NET PUNTING AVG.	65/34.1	80/31.9
PENALTIES/YARDS	125/1150	118/947
FUMBLES/BALL LOST	33/17	33/20
TOUCHDOWNS	51	46
Rushing	26	20
Passing	21	22
Returns	4	4

BY PERIODS	1	2	3	4	OTPTS
Oilers	84	137	100	100	3 424
Opponents	85	112	71	97	0 365

SCORING	TD	R	P	A	RT	FG	S	TP
Zendejas	0	0	0	0	48/50	22/34	0	114
Rozier	11	10	1	0	0	0	0	66
Hill	10	0	10	0	0	0	0	60
Pinkett	9	7	2	0	0	0	0	54
Givins	5	0	5	0	0	0	0	30
Moon	5	5	0	0	0	0	0	30
Highsmith	2	2	0	0	0	0	0	12
Brown	1	0	1	0	0	0	0	6
Bryant	1	0	1	0	0	0	0	6
Carlson	1	1	0	0	0	0	0	6
Dishman	1	0	1	0	0	0	0	6
Drewrey	1	0	1	0	0	0	0	6
Duncan	1	0	1	0	0	0	0	6
Jeffries	1	0	1	0	0	0	0	6
Pease	1	1	0	0	0	0	0	6
White	1	0	1	0	0	0	0	6
Fairs	0	0	0	0	0	1	2	0
Seale	0	0	0	0	0	1	2	0
Oilers	51	26	21	4	48/50	22/34	2	424
Opponents	46	20	22	4	43/46	14/18	2	365

PASSING	ATT	CMP	PCT	YARDS	YDS/ATT	TD	INT	LG	SK/YDS	RATING
Moon	294	160	54.4	2327	7.91	17	8	57t	12/120	88.4
Carlson	112	52	46.4	775	6.92	4	6	51t	10/72	59.2
Pease	22	6	27.3	64	2.91	0	4	21	2/18	0.0
Oilers	428	218	50.9	3166	7.40	21	18	57t	24/210	74.2
Opponents	512	281	54.9	3619	7.07	22	22	80t	42/353	73.7

GM: Ladd Herzog; **Head Coach:** Jerry Glanville

Asst. Coaches: Kim Helton (OL), Milt Jackson (WR), June Jones (QB), Floyd Reese (LB), Nick Saban (DB), Ray Sherman (RB), Doug Shively (DL), Richard Smith (ST/TE), Steve Watterson (strength & rehab.)

RUSHING	NO	YDS	AVG	LG	TD
Rozier	251	1002	4.0	28	10
Pinkett	122	513	4.2	27	7
Highsmith	94	466	5.0	42	2
White	31	115	3.7	16	0
Moon	33	88	2.7	14	5
Carlson	12	36	3.0	10	1
Givins	4	26	6.5	10	0
Tillman	3	5	1.7	2	0
Pease	8	-2	-0.3	4t	1
Oilers	558	2249	4.0	42	26
Opponents	431	1592	3.7	44t	20

RECEIVING	NO	YDS	AVG	LG	TD
Hill	72	1141	15.8	57t	10
Givins	60	976	16.3	46	5
Duncan	22	302	13.7	36	1
Highsmith	12	131	10.9	28	0
Pinkett	12	114	9.5	51t	2
Drewrey	11	172	15.6	55	1
Rozier	11	99	9.0	18	1
Harris	10	136	13.6	42	0
Williams	6	46	7.7	10	0
Jeffries	2	49	24.5	42	1
Oilers	218	3166	14.5	57t	21
Opponents	281	3619	12.9	80t	22

INTERCEPTIONS	NO	YDS	AVG	LG	TD
Donaldson	4	29	7.3	23	0
Bryant	3	56	18.7	36t	1
R. Johnson	3	0	0.0	0	0
Brown	2	48	24.0	44t	1
Lyles	2	3	1.5	3	0
K. Johnson	1	51	51.0	51	0
Seale	1	46	46.0	46	0
Allen	1	23	23.0	21	0
D. Smith	1	20	20.0	20	0
Fuller	1	9	9.0	9	0
Grimsley	1	9	9.0	9	0
Bostic	1	7	7.0	7	0
Byrd	1	1	1.0	1	0
Oilers	22	302	13.7	51	2
Opponents	18	289	16.1	73	1

PUNTING	NO	YDS	AVG	NET	TB	LG	B
Montgomery	65	2523	38.8	34.1	5	12	61
Oilers	65	2523	38.8	34.1	5	12	61
Opponents	80	2973	37.2	31.9	10	14	60

PUNT RETURNS	NO	FC	YDS	AVG	LG	TD
K. Johnson	30	6	170	5.7	16	0
Duncan	4	2	47	11.8	26	0
Drewrey	2	2	8	4.0	8	0
Oilers	36	10	225	6.3	26	0
Opponents	35	9	206	5.9	18	0

KICKOFF RETURNS	NO	YDS	AVG	LG	TD
Harris	34	678	19.9	56	0
White	8	196	24.5	90t	1
Pinkett	7	137	19.6	29	0
K. Johnson	6	157	26.2	56	0
Donaldson	1	5	5.0	5	0
Drewrey	1	10	10.0	10	0
Duncan	1	34	34.0	34	0
R. Johnson	1	2	2.0	2	0
Tillman	1	13	13.0	13	0
Oilers	60	1232	20.5	90t	1
Opponents	69	1362	19.7	92t	1

FIELD GOALS	1-19	20-29	30-39	40-49	50+
Zendejas	1/1	3/5	7/8	9/16	2/4
Oilers	1/1	3/5	7/8	9/16	2/4
Opponents	0/0	4/4	1/2	8/10	1/2

Zendejas:(47B, 26N, 35G), (19G) (30G, 26N,48N) (46N,46N,49G) () (37N,50N) (50G,27G) (45N) (41G,39G) (52N,47G) (52G) (46N,37G) (28G,49G,47G,22G) (36G,41G,41N) (43G,48G) (39G,42G,35G)

Opponents: (57N) (48N) (47G) ()(22G,39G,41G) (28G,51G) () () (46G) (40G) (40G,46G) () (29G) (39N,45G,48B) (45G,27G) ()

SACKS
Childress 8.5, Fuller 8.5, Meads 8.0, S. Jones 7.5, D. Smith 3.0, Bostic 2.0, Lyles 1.5, Grimsley 1.0, Mikolas 1.0, Seale 1.0
Oilers 42.0, Opponents 24.0

TACKLES (Solo Assists. Total)
Grimsley (66-45-111), A. Smith (57-39-96), Lyles (58-34-92), Donaldson (53-34-87), Bostic (47-23-70), Meads (43-21-64), Brown (46-17-63), Childress (45-15-60), Fuller (40-16-56), R. Johnson 31-13-44, Allen (33-6-39), S. Jones (22-15-37), Byrd (25-11-36), D. Smith (22-13-35), Seale (14-5-19), Bryant (7-8-15), Dishman (12-0-12), K. Johnson (7-2-9), Fairs (8-0-18), Banks (4-0-4), W. Johnson (2-1-3), Mikolas (1-0-1), Loveall (1-0-1), Caston (0-1-1)

USUAL STARTING LINEUP

OFFENSE

- WR** Drew Hill (85)
- LT** Bruce Davis (77)
- LG** Mike Munchak (63)
- C** Jay Pennison (52)
- RG** Bruce Matthews (74)
- RT** Dean Steinkuhler (70)
- TE** Jamie Williams (87)
- WR** Ernest Givins (81)
- QB** Warren Moon (1)
- RB** Mike Rozier (30)
- FB** Alonzo Highsmith (32)

DEFENSE

- LE** Ray Childress (79)
- NT** Doug Smith (99)
- Richard Byrd (71)
- RE William Fuller (95)
- OLB Robert Lyles (93)
- ILB** John Grimsley (59)
- ILB Al Smith (54)
- OLB Johnny Meads (91)
- LCB Steve Brown (24)
- RCB Patrick Allen (29)
- SS** Keith Bostic (25)
- FS Jeff Donaldson (31)

SPECIALISTS

- K** Tony Zendejas (7)
- P** Greg Montgomery (9)

Pro Bowl

All-Pro

1987 SEASON (9-6)

Head Coach: Jerry Glanville

Postseason: 1-1

Standings: 2nd AFC Central

DATE	OPPONENT	SCORE	WL	ATT
Sep. 13	L.A. RAMS	20-16	W	33,186
Sep. 20	at Buffalo	30-34	L	56,534
#Sep. 27 L.A. RAIDERS				
+Oct. 4	at Denver	40-10	W	38,494
+Oct. 11	at Cleveland	15-10	W	39,927
+Oct. 18	NEW ENGLAND	7-21	L	26,294
Oct. 25	ATLANTA	37-33	W	29,062
Nov. 1	at Cincinnati	31-29	W	52,700
Nov. 8	at San Francisco	20-27	L	59,740
Nov. 15	at Pittsburgh	23-3	W	56,177
Nov. 22	CLEVELAND	7-40	L	51,161
Nov. 29	at Indianapolis	27-51	L	54,999
Dec. 6	SAN DIEGO	33-18	W	31,714
Dec. 13	at New Orleans	10-24	L	68,257
Dec. 20	PITTSBURGH	24-16	W	38,693
Dec. 27	CINCINNATI	21-17	W	49,775
Jan. 3	SEATTLE	23-20*	W	49,622
Jan. 10	at Denver	10-34	L	75,968

* Overtime

Canceled due to players' strike

+ Replacement games

	OILERS	OPP
TOTAL FIRST DOWNS	294	287
Rushing	118	98
Passing	150	153
Penalty	26	36
3rd Down: Made/Att	73/208	65/201
3rd Down Pct.	35.1	32.3
4th Down: Made/Att	9/16	5/11
4th Down Pct.	56.3	45.5
POSSESSION AVG.	30:17	29:43
TOTAL NET YARDS	5223	4993
Avg. Per Game	348.2	332.9
Total Plays	998	976
Avg. Per Play	5.2	5.1
NET YARDS RUSHING	1923	1848
Avg. Per Game	123.2	123.2
Total Rushes	486	446
NET YARDS PASSING	3300	3145
Avg. Per Game	220.0	209.7
Sacked/Yards Lost	30/234	35/271
Gross Yards	3534	3416
Att./Comp.	482/240	495/267
Completion Pct.	49.8	53.7
Had Intercepted	23	23
PUNTS/AVERAGE	75/39.1	77/39.4
NET PUNTING AVG.	75/31.4	77/34.6
PENALTIES/YARDS	114/1029	101/874
FUMBLES/BALL LOST	32/14	37/14
TOUCHDOWNS	38	37
Rushing	12	10
Passing	24	25
Returns	2	2

BY PERIODS	1	2	3	4	OTPTS
Oilers	47	97	89	112	0
Opponents	75	117	71	86	0

SCORING	TD	RU	PA	FG	S	P
Zendejas	0	0	0	0	32/33	20/26
Givins	6	0	0	0	0	36
D. Hill	6	0	0	0	0	36
Duncan	5	0	0	0	0	30
Diettrich	0	0	0	0	5/5	6/6
Moon	3	3	0	0	0	18
Rozier	3	3	0	0	0	18
J. Williams	3	0	3	0	0	18
Highsmith	2	1	0	0	0	12
Pinkett	2	2	0	0	0	12
Gehring	1	0	1	0	0	6
Jackson	1	1	0	0	0	6
Lyles	1	0	0	1	0	6
McDonald	1	0	1	0	0	6
Pease	1	0	1	0	0	6
Seale	1	0	1	0	0	6
Tillman	1	0	1	0	0	6
O. Williams	1	0	1	0	0	6
Baker	0	0	0	0	1	2
Oilers	38	12	24	2	37/38	26/32
Opponents	37	10	25	2	35/36	30/36

PASSING	ATT	CMP	PCT	YARDS	YDS/ATT	TD	INT	LG	SK/YDS	RATING
Moon	368	184	50.0	2806	7.63	21	18	83t	25/198	74.2
Pease	113	56	49.6	728	6.44	3	5	51	5/36	60.6
D. Hill	1	0	0.0	0	0.00	0	0	0	0/0	39.6
Oilers	482	240	49.8	3534	7.33	24	23	83t	30/234	70.8
Opponents	495	266	53.7	3571	6.90	25	23	72t	35/271	73.1

GM: Ladd Herzog; Head Coach: Jerry Glanville

Asst. Coaches: Tom Bettis (DB), Kim Helton (OL), Milt Jackson (WR), Dick Jamieson (RB), June Jones (QB), Miller McCalmon (ST/TE), Floyd Reese (LB), Doug Shively (DL), Steve Watterson (strength & rehab.)

RUSHING	NO	YDS	AVG	LG	TD
Rozier	229	957	4.2	41	3
Jackson	60	232	3.9	16t	1
Pinkett	31	149	4.8	22	2
Hunter	34	144	4.2	21	0
Moon	34	112	3.3	20	3
Highsmith	29	106	3.7	25	1
Wallace	19	102	5.4	19	0
Pease	15	33	2.2	8	1
Tillman	12	29	2.4	13	1
Cobble	9	23	2.6	12	0
Moore	7	22	3.1	11	0
Harris	1	17	17.0	17	0
Valentine	5	10	2.0	4	0
Givins	1	-13	-13.0	-13	0
Oilers	486	1923	4.0	41	12
Opponents	446	1848	4.1	57	10

RECEIVING	NO	YDS	AVG	LG	TD
Givins	53	933	17.6	83t	6
D. Hill	49	989	20.2	52t	6
Rozier	27	192	7.1	27	0
Duncan	13	237	18.2	48	5
J. Williams	13	158	12.2	25	3
O. Williams	11	165	15.0	36t	1
Drewrey	11	148	13.5	35	0
Harris	10	164	16.4	39	0
Jackson	10	44	4.4	16	0
Jeffries	7	89	12.7	25	0
Wallace	7	34	4.9	7	0
Walters	5	99	19.8	51	0
Gehring	5	64	12.8	31t	1
McDonald	4	56	14.0	24	1
Highsmith	4	55	13.8	33t	1
Moore	3	21	7.0	10	0
Hunter	3	17	5.7	11	0
Valentine	2	10	5.0	7	0
Darrington	1	38	38.0	38	0
James	1	14	14.0	14	0
Pinkett	1	7	7.0	7	0
Oilers	240	3534	14.7	83t	24
Opponents	266	3416	12.8	72t	25

INTERCEPTIONS	NO	YDS	AVG	LG	TD
Bostic	6	-14	-2.3	7	0
Bryant	4	75	18.8	29	0
Donaldson	4	16	4.0	9	0
St. Brown	2	45	22.5	35	0
Lyles	2	42	21.0	27	0
Seale	1	73	73.0	73t	1
P. Allen	1	37	37.0	24	0
Small	1	3	3.0	3	0
R. Johnson	1	0	0.0	0	0
Newsom	1	-3	-3.0	-3	0
Oilers	23	274	11.9	73t	1
Opponents	23	225	9.8	37	1

PUNTING	NO	YDS	AVG	NET	LG	B
Gossett LG	44	1777	40.4	31.6	6	4
Gossett TM	25	1008	40.3	30.2	0	53
L. Johnson TM	41	1652	40.3	32.9	5	59
Superick	8	269	33.6	28.0	1	2
Oilers	75	2929	39.1	31.4	6	7
Opponents	77	3033	39.4	34.6	6	22

PUNT RETURNS	NO	FC	YDS	AVG	LG	TD
K. Johnson	24	5	196	8.2	26	0
Duncair	8	2	23	2.9	9	0
Drewrey	3	1	11	3.7	5	0
Walters	2	6	19	9.5	12	0
Oilers	37	14	249	6.7	26	0
Opponents	43	10	454	10.6	45	0

KICKOFF RETURNS	NO	YDS	AVG	LG	TD
Duncan	28	546	19.5	62	0
Pinkett	17	322	18.9	30	0
Drewrey	8	136	17.0	27	0
Hunter	4	79	19.8	28	0
Harris	3	87	29.0	43	0
K. Johnson	2	24	12.0	18	0
J. Davis	1	0	0.0	0	0
Fuller	1	0	0.0	0	0
Tillman	1	0	0.0	0	0

Valentine	1	13	13.0	13	0
Walters	1	18	18.0	18	0
Wallace*	0	0	--	0	0
Oilers	67	1225	18.3	62	0
Opponents	57	1177	20.6	74	0

*one fair catch

FIELD GOALS	1-19	20-29	30-39	40-49	50+
Zendejas	2/2	5/5	4/6	8/12	1/1
Diettrich	0/0	2/2	1/1	3/3	0/0
Oilers	2/2	7/7	5/7	11/15	1/1
Opponents	1/1	11/11	11/12	7/11	0/1

Zendejas: (44G,19G), (52G,27G,30G), (0) (48N,34N) (31G,43G,24G) (47G) (20G,48G), (34G,20G,40G)(48N) (37B,18G,48N,44G) (48G,47G) (21G) (44G), (42N)

Diettrich: (0) (0) (43G,39G,44G,27G) (45G,23G) (0) (0) (0) (0) (0) (0) (0)

Opponents: (28G,44G,47G) (45G,38G) (28G) (26G) (52N) (39G,37G,45G,18G) (32G,33G,26G,43N,39G,32G) (44N,28G,38G) (22G) (21G,32G,31N) (36G,45G,49G) (27G) (48N,46N,28G) (25G,35G,20G) (43G)

SACKS

Childress 6.0, Martin (Hou) 3.0, Meads 4.0, D. Smith 3.5, Bostic 3.0, Baker 2.5, Cooks 2.0, Fuller 2.0, B. Johnson 2.0, Lyles 2.0, Byrd 1.0, Donaldson 1.0, Fox 1.0, Newsome 1.0, Seale 1.0

Oilers 35.0, Opponents 30.0

TACKLES (Solo, Assists, Total)

A. Smith (44-56-100), Grimsley (56-41-97), Donaldson (50-43-93), Lyles (55-25-80), Childress (44-26-69), Bostic (46-21-67), Meads (40-24-64), St. Brown (32-15-47), D. Smith (28-19-47), P. Allen (34-9-43), Byrd (22-14-36), Bryant (24-11-35), Martin (21-14-35), K. Johnson (25-5-30), Seale (18-10-28), R. Johnson (19-7-26), Fuller (13-9-22), McMillian (13-7-20), Cooks (7-5-12), Baker (8-3-11), Fairs (5-4-9), Caston (1-7-8), Birdsong (4-1-5), W. Johnson (4-0-4), Lyday (2-0-2)

Oilers (615-375-990)

USUAL STARTING LINEUP

OFFENSE

WR Drew Hill (85)
LT Bruce Davis (77)
LG Mike Munchak (63)
C Jay Pennington (52)
RG Bruce Matthews (74)
RT Dean Steinkuhler (70)
TE Jamie Williams (87)
WR Ernest Givins (81)
QB Warren Moon (1)
RB Mike Rozier (30)
FB Ray Wallace (35)

DEFENSE

LE Ray Childress (79)
NT Doug Smith (99)
RE Richard Byrd (71)
OLB Robert Lyles (93)
ILB John Grimsley (59)
ILB Al Smith (54)
OLB Johnny Meads (91)
LCB Steve Brown (24)
RCB Patrick Allen (29)
SS Keith Bostic (25)
FS Jeff Donaldson (31)

SPECIALISTS

K Tony Zendejas (7)
P Jeff Gossett (8)

Pro Bowl

All-Pro

1986 SEASON (5-11)

Head Coach: Jerry Glanville

Postseason: 0-0

Standings: 4th AFC Central

DATE	OPPONENT	SCORE	WL	ATT
Sep.7	at Green Bay	31-3	W	46,065
Sep.14	CLEVELAND	20-23	L	46,409
Sep.21	at Kansas City	13-27	L	43,699
Sep.29	PITTSBURGH	16-22*	L	42,001
Oct. 5	at Detroit	13-24	L	41,960
Oct. 12	CHICAGO	7-20	L	46,026
Oct. 19	at Cincinnati	28-31	L	53,844
Oct. 26	L.A.RAIDERS	17-28	L	41,641
Nov. 2	at Miami	7-28	L	43,804
Nov. 9	CINCINNATI	32-28	W	32,130
Nov.16	at Pittsburgh	10-21	L	49,724
Nov.23	INDIANAPOLIS	31-17	W	31,792
Nov. 30	at Cleveland	10-13*	L	62,309
Dec. 7	at San Diego	0-27	L	40,103
Dec.14	MINNESOTA	23-10	W	32,738
Dec. 21	BUFFALO	16-7	W	31,409

* Overtime

	OILERS	OPP
TOTAL FIRST DOWNS	299	285
Rushing	101	102
Passing	179	137
Penalty	19	46
3rd Down: Made/Att	88/233	79/223
3rd Down Pct.	37.8	35.4
4th Down: Made/Att	4/13	6/12
4th Down Pct.	30.8	50.0
POSSESSION AVG.	30:33	29:27
TOTAL NET YARDS	5149	5034
Avg. Per Game	321.8	314.6
Total Plays	1089	1054
Avg. Per Play	4.7	4.8
NET YARDS RUSHING	1700	2035
Avg. Per Game	106.3	127.2
Total Rushes	490	532
NET YARDS PASSING	3449	2999
Avg. Per Game	215.6	187.4
Sacked/Yards Lost	48/394	32/201
Gross Yards	3843	3200
Att./Comp.	551/288	490/228
Completion Pct.	52.3	46.5
Had Intercepted	31	16
PUNTS/AVERAGE	89/41.1	94/39.5
NET PUNTING AVG.	89/35.7	94/33.3
PENALTIES/YARDS	121/1018	86/674
FUMBLES/BALL LOST	28/12	31/16
TOUCHDOWNS	30	39
Rushing	13	13
Passing	14	25
Returns	3	1

BY PERIODS	1	2	3	4	OTPTS	
Oilers	57	70	71	76	0	274
Opponents	37	131	71	81	9	329

SCORING	TD	RU	PAT	PAT	FG	S	TP	
Zendejas	0	0	0	0	28/29/22/27	0	94	
D. Hill	5	0	5	0	0	0	30	
Wallace	5	3	2	0	0	0	30	
Givins	4	1	3	0	0	0	24	
Rozier	4	4	0	0	0	0	24	
Pinkett	3	2	1	0	0	0	18	
Moon	2	2	0	0	0	0	12	
Woolfolk	2	0	2	0	0	0	12	
Donaldson	1	0	0	1	0	0	6	
Lyles	1	0	0	1	0	0	6	
Mariarty	1	1	0	0	0	0	6	
Munchak	1	0	0	1	0	0	6	
J. Williams	1	0	1	0	0	0	6	
Oilers	30	13	4	3	28/29	22/27	0	274
Opponents	39	13	25	1	38/38	19/29	0	329

PASSING	ATT	CMP	PCT	YARDS	YDS/ATT	TD	INT	LG	SK/YDS	RATING
Moon	488	256	52.5	3489	7.15	13	26	81t	41/332	62.3
Luck	60	31	51.7	341	5.68	1	5	27	7/62	39.7
Givins	2	0	0.0	0	0.00	0	0	0	0/0	39.6
Rozier	1	1	100.0	13	13.00	0	0	13	0/0	118.8
Oilers	551	288	52.3	3843	6.97	14	31	81t	48/394	59.7
Opponents	490	228	46.5	3200	6.53	25	16	85t	32/201	71.5

RUSHING	NO	YDS	AVG	LG	TD
Rozier	199	662	3.3	19t	4
Pinkett	77	225	2.9	14	2
Wallace	52	218	4.2	19	3
Moon	42	157	3.7	19	2
Givins	9	148	16.4	43t	1
Mariarty	55	137	2.5	9	1
Banks	29	80	2.8	9	0
Woolfolk	23	57	2.5	15	0
Luck	2	12	6.0	8	0
Edwards	1	3	3.0	3	0
Oliver LG	1	1	1.0	1	0
Oliver TM	1	1	1.0	1	0
Oilers	490	1700	3.5	43t	13
Opponents	532	2035	3.8	45	13

RECEIVING	NO	YDS	AVG	LG	TD
D. Hill	65	1112	17.1	81t	5
Givins	61	1062	17.4	60	3
Pinkett	35	248	7.1	20	1
Woolfolk	28	314	11.2	30	2
Rozier	24	180	7.5	23	0
J. Williams	22	227	10.3	33	1
Drewrey	18	299	16.6	31	0
Wallace	17	177	10.4	35t	2
Banks	7	71	10.1	17	0
T. Smith	4	72	18.0	25	0
Akiu	4	67	16.8	27	0
Moriarty	2	16	8.0	17	0
Oliver LG	1	-2	-2.0	-2	0
Oliver TM	1	-2	-2.0	-2	0
Oilers	288	3843	13.3	81t	14
Opponents	228	3200	14.0	85t	25

INTERCEPTIONS	NO	YDS	AVG	LG	TD
Lyday	3	24	8.0	24	0
Allen	3	20	6.7	18	0
Brown	2	34	17.0	38	0
Eason	2	16	8.0	11	0
R. Johnson	2	6	3.0	6	0
Lyles	2	0	0.0	0	0
Bostic	1	0	0.0	0	0
Donaldson	1	0	0.0	0	0
Oilers	16	100	6.3	38	0
Opponents	31	325	10.5	36	1

PUNTING	NO	YDS	AVG	NET	TB	IN	LG	B
L. Johnson	88	3623	41.2	35.7	9	26	66	0
Zendejas	1	36	36.0	36.0	0	1	36	0
Oilers	89	3659	41.1	35.7	9	27	66	0
Opponents	94	3713	39.5	33.3	12	16	61	1

PUNT RETURNS	NO	FC	YDS	AVG	LG	TD
Drewrey	34	13	262	7.7	25	0
Givins	8	0	80	10.0	17	0
Pinkett	1	2	-1	-1.0	-1	0
Oilers	43	15	341	7.9	25	0
Opponents	40	21	303	7.6	41	0

KICKOFF RETURNS	NO	YDS	AVG	LG	TD
Drewrey	25	500	20.0	32	0
Pinkett	26	519	20.0	48	0
Tasker	3	65	21.7	24	0
Riley	2	17	8.5	10	0
Woolfolk	2	38	19.0	21	0
Madsen	1	0	0.0	0	0
Oilers	59	1139	19.3	48	0
Opponents	32	695	21.7	44	0

FIELD GOALS	1-19	20-29	30-39	40-49	50+
Zendejas	1/1	7/7	7/9	6/7	1/3
Oilers	1/1	7/7	7/9	6/7	1/3
Opponents	0/0	7/7	4/5	7/15	1/2

Zendejas: (20G) (35G,37G) (0) (45G,29G,23G) (25G,45N,19G) (54N) (0) (48G) (0) (42G,25G,30G,46G) (44G,39N) (34G,32N) (53N,47G) (0) (31G,33G,36G) (26G,51G,22G)
Opponents: (26G,40N) (34G,29G,45G) (47G,45G) (48G) (42G,25G,30G,46G) (44G,39N) (31G,27G) (49B,51G,41N) (47N) (47N) (49N,47N) (0) (37G) (23G,29G) (20G,35G) (40G) (53N,42B)

SACKS
Childress 5.0, Meads 3.5, 3.0, Baker (Hou) 2.0, Byrd 3.0, Lyles 3.0, Abraham 2.0, Bostic 2.0, D. Smith 2.0, Donaldson 1.5, Brown 1.0, Bush 1.0, Fuller 1.0, Golic 1.0, Grimsley 1.0, R. Johnson 1.0, Madsen 1.0, Taylor 1.0
Oilers 32.0, Opponents 48.0.

TACKLES (Solo, Assists, Total)
Grimsley (112-87-199), Childress (67-105-172), Abraham (77-59-136), Lyles (78-57-135), Byrd (44-80-124), Meads (59-52-111), Donaldson (58-52-110), Bostic (55-24-79), Brown (64-13-77), Golic (24-42-66), Eason (37-25-62), D. Smith (22-29-51), Allen (36-9-45), R. Johnson (17-6-23), Riley (12-11-23), Fuller (9-13-22), Bush (13-7-20), Fairs (11-4-15), McMillian (8-3-11), Baker (3-6-9), Matthews (6-2-8), Dodge (6-1-7), Banks (5-1-6), Madsen (3-3-6), Parks (3-2-5), Pinkett (4-0-4), Akiu (3-0-3), Oliver (2-0-2), D. Williams (1-0-1), Dressel (1-0-1), L. Johnson (1-0-1), Morgan (1-0-1), Griffin (1-0-1), Tasker (1-0-1) Drewrey (0-1-1), Taylor (0-1-1)
Oilers (866-714-1580)

USUAL STARTING LINEUP	
OFFENSE	
WR	Drew Hill (85)
LT	Bruce Matthews (74)
LG	Mike Munchak (63)
C	Jim Romano (55)
	Jay Pennington (52)
RG	Kent Hill (72)
RT	Dean Steinkuhler (70)
TE	Jamie Williams (87)
QB	Ernest Givins (81)
WR	Warren Moon (1)
RB	Mike Rozier (30)
FB	Larry Moriarty (30)
	Butch Woolfolk (40)
DEFENSE	
LE	Ray Childress (79)
NT	Doug Smith (99)
RE	Mike Golic (68)
RE	Richard Byrd (71)
OLB	Robert Lyles (93)
ILB	Avon Riley (53)
	John Grimsley (59)
ILB	Robert Abraham (56)
OLB	Johnny Meads (91)
LCB	Steve Brown (24)
RCB	Patrick Allen (29)
SS	Keith Bostic (25)
FS	Bo Eason (21)
	Jeff Donaldson (31)
SPECIALISTS	
K	Tony Zendejas (7)
P	Lee Johnson (11)

GM: Ladd Herzog; Head Coach: Jerry Glanville

Asst. Coaches: Dick Jamieson (off. coord./RB), Tom Bettis (DB), Gary Huff (QB), Milt Jackson (WR), Miller McCalmon (ST), Floyd Reese (LB), Doug Shively (DL), Bill Walsh (OL), Steve Watterson (strength & cond.)

Head Coach: Hugh Campbell (14 games) Postseason: 0-0 Standings: 4th AFC Central
 Jerry Glanville (Last 2 games)

DATE	OPPONENT	SCORE	WL	ATT	RUSHING	NO	YDS	AVG	LG	TD					
Sep.8	MIAMI	26-23	W	47,656	Rozier	133	462	3.5	30	8					
Sep.15	at Washington	13-16	L	53,553	Woolfolk	103	392	3.8	43	1					
Sep.22	at Pittsburgh	0-20	L	58,572	Moriarty	106	381	3.6	18	3					
Sep.29	DALLAS	10-17	L	49,686	Moon	39	130	3.3	17	0					
Oct. 6	at Denver	20-31	L	74,699	Edwards	25	96	3.8	19	1					
Oct.13	CLEVELAND	6-21	L	38,386	Luck	15	95	6.3	17	0					
Oct.20	CINCINNATI	44-27	W	35,590	Tasker	2	16	8.0	13	0					
Oct.27	at St. Louis	20-10	W	43,190	Moroski	2	2	1.0	2	0					
Nov.3	KANSAS CITY	23-20	W	41,238	L. Johnson	1	0	0.0	0	0					
Nov.10	at Buffalo	0-20	L	21,881	Drewrey	2	-4	-2.0	5	0					
Nov.17	PITTSBURGH	7-30	L	45,977	Oilers	428	1570	3.7	43	13					
Nov.24	SAN DIEGO	37-35	W	34,336	Opponents	588	2814	4.8	67	21					
Dec.1	at Cincinnati	27-45	L	46,140	RECEIVING										
Dec.8	NY GIANTS	14-35	L	36,576	Woolfolk	80	814	10.2	80t	4					
Dec.15	at Cleveland	21-28	L	50,793	Hill	64	1169	18.3	57t	9					
Dec.22	at Indianapolis	16-34	L	55,818	T. Smith	46	660	14.3	33	2					
					Williams	39	444	11.4	29	1					
					Moriarty	17	112	6.6	16	0					
					Rozier	9	96	10.7	52	0					
					Edwards	7	71	10.1	31	0					
					McCloskey	4	29	7.3	24t	1					
					Dressel	3	17	5.7	12	1					
					Akiu	2	32	16.0	24	0					
					Drewrey	2	28	14.0	19	0					
					Tasker	2	19	9.5	14	0					
					Holston	1	25	25.0	25	0					
					Walls	1	7	7.0	7	0					
					Oilers	277	3523	12.7	80t	18					
					Opponents	260	3654	14.1	68t	29					
					INTERCEPTIONS										
					Brown	5	41	8.2	22	0					
					Eason	3	55	18.3	55	0					
					Bostic	3	28	9.3	26	0					
					Kush	2	6	3.0	6	0					
					Riley	1	14	14.0	14	0					
					Stensrud	1	0	0.0	0	0					
					Oilers	15	144	9.6	55	0					
					Opponents	22	267	12.1	61t	1					
					PUNTING										
					L. Johnson	83	3464	41.7	35.7	8	22	65	0		
					T. Smith	1	26	26.0	26.0	0	1	26	0		
					Oilers	84	3490	41.5	35.5	8	23	65	0		
					Opponents	68	2677	39.4	33.3	8	19	56	4		
					PUNT RETURNS										
					Drewrey	24	10	215	9.0	23	0				
					Donaldson	6	1	35	5.8	13	0				
					Oilers	30	11	250	8.3	23	0				
					Opponents	45	7	345	7.7	31	0				
					KICKOFF RETURNS										
					Drewrey	26	642	24.7	50	0					
					Tasker	17	447	26.3	52	0					
					Walls	12	234	19.5	42	0					
					Donaldson	5	93	18.6	22	0					
					Brown	2	45	22.5	28	0					
					Williams	2	21	10.5	12	0					
					Breihl	1	5	5.0	5	0					
					Hill	1	22	22.0	22	0					
					Lyday	1	6	6.0	6	0					
					Oilers	67	1515	22.6	52	0					
					Opponents	39	970	24.9	81	0					
					FIELD GOALS										
					Zendejas	0/0	6/7	8/11	4/6	3/3					
					Oilers	0/0	6/7	8/11	4/6	3/3					
					Opponents	0/0	5/7	12/17	1/7	1/3					
					PASSING										
					Moon	377	200	53.1	2709	7.19	15	19	80t	46/366	68.5
					Luck	100	56	56.0	572	5.72	2	2	46t	8/50	70.9
					Moroski	34	20	58.8	249	7.32	1	1	46	4/25	79.2
					Zendejas	1	1	100.0	-7	100.0	0	0	0	0/0	79.2
					Oilers	512	277	54.1	3523	6.88	18	22	80t	58/441	69.7

Zendejas: (35G,46G) (44G,35G,42N,33N) () (33G,37N) (27G,25G) (50G,27G) (40N,34G,28G,32G) (39G,38G) (39N,38G) () () (46G, 52G,51G) (25G,26G) () (24N) (45G)

Opponents: (33G,36G,23G) (34G) (37G,38G,40N) (47N,33N,36N,35G,36N) (37G,51N, 51N) () (47G,22G) (30G,28N,42N,33N) (32N,35G,39G) (24G,23G) (52G,31G,34G) (47N) (28N,29G,48N) () (41B) ()

SACKS
 Baker 5.5, Kush 5.0, Bostic 5.0, Childress 3.5, Bush 3.0, Eason 2.5, Riley 2.0, D. Smith 2.0, Sochia 2.0, Meads 1.5, Abraham 1.0, Brown 1.0, Byrd 1.0, Donaldson 1.0, **Oilers 41.0, Opponents 58.0**

TACKLES (Solo, Assists, Total)
 Riley (80-67-147), Childress (71-64-135), Eason (87-44-131), Lyles (60-70-130), Abraham (51-59-110), Bostic (75-34-109), Bush (52-47-99), Grimsley (46-41-87), Brown (63-23-86), Baker (43-39-82), Stensrud (35-30-65), Allen (46-9-57), Byrd (18-33-51), Meads (28-12-40), Donaldson (26-4-30), Smith (15-14-29), Sochia (15-10-25), Kush (21-6-27), Lyday (18-9-27), Johnson (15-1-16), Breihl (6-9-15), McCllain (1-0-1) **Oilers (872-625-1499)**

USUAL STARTING LINEUP

OFFENSE
 WR Tim Smith (83)
 LT Harvey Salem (73)
 LG Mike Munchak (63)
 C Jim Romano (55)
 RG John Schuhmacher (62)
 RT Bruce Matthews (74)
 TE Jamie Williams (87)
 WR Drew Hill (85)
 QB Warren Moon (1)
 RB Butch Woolfolk (40)
 FB Larry Moriarty (30)

DEFENSE
 LE Ray Childress (79)
 NT Mike Stensrud (67)
 RE Jesse Baker (75)
 OLB Robert Lyles (93)
 ILB Avon Riley (53)
 ILB Robert Abraham (56)
 OLB Frank Bush (94)
 LCB Steve Brown (24)
 RCB Patrick Allen (29)
 SS Keith Bostic (25)
 FS Bo Eason (21)

SPECIALISTS
 K Tony Zendejas (7)
 P Lee Johnson (11)

Pro Bowl

GM: Ladd Herzog; Head Coach: Hugh Campbell (14 games), Jerry Glanville (two games)
 Assistant Coaches: Joe Faragalli (off. coord.), Jerry Glanville (def. coord.), Bill Allerheilgen (strength & cond.), John Devlin (inside LB), Gene Gaines (ST/outside LB), Ken Houston (DB), Bruce Lemmerman (WR), Bob Padilla (DL), Al Roberts (off. backs), Bill Walsh (OL)
 * Coord. for first 14 games; head coach last two games

1984 SEASON (3-13)

Head Coach: Hugh Campbell

Postseason: 0-0

Standings: 4th AFC Central

DATE	OPPONENT	SCORE	WL	ATT
Sep.2	L.A. RAIDERS	14-24	L	49,092
Sep.9	INDIANAPOLIS	21-35	L	43,820
Sep.16	at San Diego	14-31	L	52,266
Sep.23	at Atlanta	10-42	L	45,248
Sep.30	NEW ORLEANS	10-27	L	43,108
Oct. 7	at Cincinnati	3-13	L	43,637
Oct. 14	at Miami	10-28	L	54,080
Oct. 21	SAN FRANCISCO	21-34	L	39,900
Oct. 28	CINCINNATI	13-31	L	34,010
Nov. 4	at Pittsburgh	7-35	L	48,892
Nov. 11	at Kansas City	17-16	W	44,464
Nov. 18	NY JETS	31-20	W	40,141
Nov. 25	at Cleveland	10-27	L	46,077
Dec. 2	PITTSBURGH	23-20*	W	39,786
Dec. 9	at L.A. Rams	16-27	L	49,092
Dec. 16	CLEVELAND	20-27	L	33,676

	OILERS	OPP
TOTAL FIRST DOWNS	284	345
Rushing	95	158
Passing	164	168
Penalty	25	19
3rd Down: Made/Att	64/193	104/218
3rd Down Pct.	33.2	47.7
4th Down: Made/Att	5/16	8/11
4th Down Pct.	31.3	72.7
POSSESSION AVG.	28:02	31:58
TOTAL NET YARDS	4884	5968
Avg. Per Game	305.3	373.0
Total Plays	969	1075
Avg. Per Play	5.0	5.6
NET YARDS RUSHING	1656	2789
Avg. Per Game	103.5	174.3
Total Rushes	433	596
NET YARDS PASSING	3228	3179
Avg. Per Game	201.8	198.7
Sacked/Yards Lost	49/382	32/267
Gross Yards	3610	3446
Att./Comp.	487/282	447/271
Completion Pct.	57.9	60.6
Had Intercepted	15	13
PUNTS/AVERAGE	88/39.6	64/42.2
NET PUNTING AVG.	88/31.4	64/37.7
PENALTIES/YARDS	99/813	105/876
FUMBLES/BALL LOST	36/16	24/11
TOUCHDOWNS	28	53
Rushing	13	27
Passing	14	23
Returns	1	3

BY PERIODS	1	2	3	4	OT PTS	
Oilers	27	82	50	78	3	240
Opponents	113	111	92	121	0	437

SCORING	TDR	PAR	PAT	FG	S	TP		
Cooper	0	0	0	0	13/13	1/13	0	46
Moriarty	7	6	1	0	0	0	42	
Kempf	0	0	0	0	14/14	4/6	0	26
Campbell	4	4	0	0	0	0	24	
Smith	4	0	4	0	0	0	24	
J. Williams	3	0	3	0	0	0	18	
Dressel	2	0	2	0	0	0	12	
Bostic	1	0	1	0	0	0	6	
Edwards	1	0	1	0	0	0	6	
Holston	1	0	1	0	0	0	6	
Luck	1	1	0	0	0	0	6	
McCloskey	1	0	1	0	0	0	6	
Moon	1	1	0	0	0	0	6	
Mullins	1	0	1	0	0	0	6	
Walls	1	0	1	0	0	0	6	
Oilers	28	13	14	1	27/27	15/19	0	240
Opponents	53	27	23	3	51/52	22/30	1	437

PASSING	ATT	CMP	PCT	YARDS	YDS/ATT	TD	INT	LG	SK/YDS	RATING
Moon	450	259	57.6	3338	7.42	12	14	76	47/371	76.9
Luck	36	22	61.1	256	7.11	2	1	37	2/11	89.6
Moriarty	1	1	100.0	16	16.00	0	0	16	0/0	118.8
Oilers	487	282	57.9	3610	7.41	14	15	76	49/382	78.0
Opponents	447	271	60.6	3446	7.71	23	13	80t	32/267	89.8

RUSHING	NO	YDS	AVG	LG	TD
Moriarty	189	785	4.2	51t	6
Campbell	96	278	2.9	22	4
Edwards	60	267	4.5	20	1
Moon	58	211	3.6	31	1
Luck	10	75	7.5	18	1
Joyner	14	22	1.6	9	0
Walls	4	20	5.0	20	0
Mullins	1	0	0.0	0	0
Cooper	1	-2	-2.0	-2	0
Oilers	433	1656	3.8	51t	13
Opponents	596	2789	4.7	54	27

RECEIVING	NO	YDS	AVG	LG	TD
Smith	69	1141	16.5	75t	4
J. Williams	41	545	13.3	32	3
Dressel	40	378	9.5	42	2
Moriarty	31	206	6.6	24	1
Holston	22	287	13.0	28	1
Edwards	20	151	7.6	20	0
Wright	19	278	14.6	28	0
Balls	18	291	16.2	76	1
McCloskey	9	152	16.9	51	1
Mullins	6	85	14.2	25	1
Roaches	4	69	17.3	24	0
Campbell	3	27	9.0	15	0
Oilers	282	3610	12.8	76	14
Opponents	271	3446	12.7	80t	23

INTERCEPTIONS	NO	YDS	AVG	LG	TD
Tullis	4	48	12.0	22	0
Hartwig	3	23	7.7	19	0
Brown	1	26	26.0	26	0
Eason	1	20	20.0	20	0
Lyday	1	12	12.0	12	0
Allen	1	2	2.0	2	0
Brazile	1	2	2.0	2	0
Abraham	1	1	1.0	1	0
Thompson	0	5	--	5	0
Oilers	13	139	10.7	26	0
Opponents	15	214	14.3	47	2

PUNTING	NO	YDS	AVG	NET	TB	IN	LG	B
James	88	3482	39.6	31.4	5	20	55	0
Oilers	88	3482	39.6	31.4	5	20	55	0
Opponents	64	2702	42.2	37.7	7	18	69	0

PUNT RETURNS	NO	FC	YDS	AVG	LG	TD
Roaches	26	8	152	5.8	18	0
Oilers	26	8	152	5.8	18	0
Opponents	60	9	618	10.3	55	0

KICKOFF RETURNS	NO	YDS	AVG	LG	TD
Roaches	30	679	22.6	49	0
Walls	15	289	19.3	29	0
Allen	11	210	19.1	23	0
R. Williams	5	84	16.8	21	0
Brown	3	17	5.7	17	0
Joyner	3	57	19.0	24	0
Thompson	1	16	16.0	16	0
J. Williams	1	0	0.0	0	0
Oilers	69	1352	19.6	49	0
Opponents	51	986	19.3	39	0

FIELD GOALS	1-19	20-29	30-39	40-49	50+
Cooper	2/2	2/2	4/4	3/5	0/0
Kempf	0/0	3/3	0/1	1/2	0/0
Oilers	2/2	5/5	4/5	4/7	0/0
Opponents	3/3	12/12	7/7	0/4	0/4

Cooper: 0 (0) 0 (0) 0 (0) 0 (0) 43N) (44G) (39G) (19G,38G,30G) (21G,42G,18G) (42N,33G,26G)
 Kempf: 0 (0) 0 (22G,43N) (25G) (24G) (49G) (33N) 0 (0) 0 (0) 0 (0)
 OPPONENTS: (40N, 28G) () (23G) () (40B,23G,27G) (51N,33G,22G) (58N,54N,53N) (26G,22G) (33G) () (31G,38G,33G) (19G,27G,43N) (18G,29G) (32G,24G) (35G,19G,41N) (29G,29G)

SACKS
 Baker 11.0, Stensrud 4.5, Sochia 3.5, Riley 2.5, Bingham 2.0, Bostic 2.0, Brazile 2.0, Hamm 2.0, Eason 1.0, Foster 1.0, Johnson 0.5
Oilers 32.0, Opponents 49.0

TACKLES (Solo, Assists, Total)
 Abraham (106-92-198), Bingham (89-80-169), Bostic (101-51-152), Baker (61-41-102), Riley (48-33-81), Brazile (44-35-79), Hartwig (41-38-79), Stensrud (41-35-76), Grimsley (51-22-73), Tullis (52-18-70), Brown (47-18-65), Hamm (36-18-54), Donaldson (23-19-42), Sochia (16-25-41), Eason (18-17-35), Foster (15-10-25), Thompson (19-5-24), Johnson (11-9-20), Meads (7-13-20), Kennedy (14-3-17), Allen (11-6-17), Lyday (9-8-17), Joiner (7-10-17), Meadows (4-3-7), Studaway (4-0-4), Lyles (2-0-2), Hunt (1-0-1)
Oilers (878-609-1847)

USUAL STARTING LINEUP	
OFFENSE	
WR	Tim Smith (83)
LT	Harvey Salem (73)
LG	Mike Munchack (63)
C	Bruce Matthews (74)
	Jim Romano (55)
RG	Pat Howell (66)
	John Schuhmacher (62)
RT	Dean Steinkuhler (74)
	Bruce Matthews (70)
TE	Jamie Williams (87)
HB	Chris Dressel (88)
WR	Herkie Walls (82)
QB	Warren Moon (1)
RB	Earl Campbell (34)
	Larry Moriarty (30)
DEFENSE	
LE	Bob Hamm (90)
LT	Mike Stensrud (77)
RE	Jesse Baker (75)
OLB	Avon Riley (53)
ILB	Gregg Bingham (54)
ILB	Robert Abraham (56)
OLB	Robert Brazile (52)
LCB	Steve Brown (24)
RCB	Willie Tullis (25)
SS	Keith Bostic (20)
FS	Carter Hartwig (36)
SPECIALISTS	
K	Florian Kempf (4)
P	John James (6)
Pro Bowl	

GM: Ladd Herzog; Head Coach: Hugh Campbell

Asst. Coaches: O. Kay Dalton (off. coord.), Jerry Glanville (def. coord.), Bill Allerheiligen (strength & cond.), John Devlin (LB), Gene Gaines (ST), Ken Houston (DB), Bruce Lemmerman (WR), Bob Padilla (DL), Al Roberts (off. backs), Bill Walsh (OL)

1983 SEASON (2-14)

Head Coach: Ed Biles (6 games) **Postseason:** 0-0 **Standings:** 4th AFC Central
Chuck Studley (Last 10 games)

DATE	OPPONENT	SCORE	W/L	ATT	RUSHING	NO	YDS	AVG	LG	TD	FIELD GOALS	1-19	20-29	30-39	40-49	50-59			
Sep.4	GREEN BAY	38-41*	L	44,073	Campbell	322	1301	4.0	42	12	Kempf	1/1	4/4	7/8	4/6	1/2			
Sep.11	at L.A. Raiders	6-20	L	37,526	Crutchfield LG	140	578	4.1	17	3	Oilers	1/1	4/4	7/8	4/6	1/2			
Sep.18	PITTSBURGH	28-40	L	44,150	Crutchfield TM	3	7	2.3	5	0	Opponents	2/2	6/7	9/11	12/15	0/1			
Sep.25	at Buffalo	13-30	L	60,070	Moriarty	65	321	4.9	80	3	Kempf:						(49G,59N) (40G,34B,38G) ()		
Oct. 2	at Pittsburgh	10-17	L	56,901	Craft	55	147	2.7	8	0						(31G,25G) (34G) () () (32G,42N) (19G,24G)			
Oct. 9	DENVER	14-26	L	44,209	Luck	17	55	3.2	17	0						(47G,21G) (34G) (51G) (23G) (41G,45N,39G) (34G)			
Oct.16	at Minnesota	14-34	L	58,910	Walls	5	44	8.8	14	0						Opponents: (46G,42G) (36N,41B,26N)			
Oct.23	KANSAS CITY	10-13*	L	39,462	Nielsen	8	43	5.4	20	0						(49G,35G,20G,22G) (48G) (18G)			
Oct.30	at Cleveland	19-25*	L	68,851	Edwards	16	40	2.5	9	0						(45G,39G,30N,49G,35G) (44G,28G,48N)			
Nov. 6	CINCINNATI	14-55	L	39,706	Smith	2	16	8.0	9	0						(31G,52N,41G) (37G,37G,29G,30G)			
Nov.13	DETROIT	27-17	W	40,660	Manning	2	13	6.5	11	0						(44G,29G) (35G) (26G) (41N) (19G)			
Nov.20	at Cincinnati	10-38	L	46,375	Allen	1	5	5.0	5	0						(44G,45G) (48G,37G)			
Nov.27	at Tampa Bay	20-33	L	38,625	Dressel	1	3	3.0	3	0									
Dec. 4	MIAMI	17-24	L	39,434	Renfro	1	3	3.0	3	0									
Dec.11	CLEVELAND	34-27	W	29,746	C. Brown	3	0	0.0	11	1									
Dec. 18	at Baltimore	10-20	L	20,418	James	1	0	0.0	0	0									
* Overtime																			

OILERS		OPP		RECEIVING		NO		YDS		AVG		LG		TD		
TOTAL FIRST DOWNS	295	332	Smith	83	1176	14.2	47	1	6	Dressel	32	316	9.9	35	4	
Rushing	120	161	Renfro	23	316	13.7	38	2	2	Campbell	19	216	11.4	66	0	
Passing	155	150	Crutchfield LG	19	133	7.0	15	0	0	Bryant	16	211	13.2	26	0	
Penalty	20	21	McCloskey	16	137	8.6	20	1	1	Holston	14	205	14.6	43	0	
3rd Down: Made/Att	87/223	85/205	Walls	12	276	23.0	48	1	1	Arnold	12	137	11.4	37	1	
3rd Down Pct.	39.0	41.5	Craft	12	99	8.3	14	0	0	Casper TM	7	79	11.3	17	0	
4th Down: Made/Att	9/16	8/9	Edwards	9	79	8.8	20	1	1	Moriarty	4	32	8.0	12	0	
4th Down Pct.	56.3	88.9	Kempf	1	7	7.0	7	0	0	Oilers	260	3286	12.6	66	16	
POSSESSION AVG.	29.40	30.20	Oilers	252	3095	12.3	74	26	26	Opponents	576	2787	4.8	52	23	
TOTAL NET YARDS	4900	5632														
Avg. Per Game	306.3	352.0														
Total Plays	1033	1031														
Avg. Per Play	4.7	5.5														
NET YARDS RUSHING	1998	2787														
Avg. Per Game	124.9	174.2														
Total Rushes	502	576														
NET YARDS PASSING	2902	2845														
Avg. Per Game	181.4	177.8														
Sacked/Yards Lost	49/384	31/250														
Gross Yards	3286	3095														
Att./Comp.	482/260	424/252														
Completion Pct.	53.9	59.4														
Had Intercepted	29	14														
PUNTS/AVERAGE	80/39.2	65/39.5														
NET PUNTING AVG.	80/32.8	65/33.0														
PENALTIES/YARDS	84/784	104/825														
FUMBLES/BALL LOST	26/18	34/15														
TOUCHDOWNS	34	54														
Rushing	16	23														
Passing	16	26														
Returns	2	5														

BY PERIODS		1	2	3	4	OT PTS	PUNTING		NO		YDS		AVG		NET TB		IN LG B	
Oilers	67	57	67	97	0	288	James	79	3136	39.7	32.8	8	12	53	1	1	1	1
Opponents	100	157	81	110	12	460	Oilers	80	3136	39.2	32.8	8	12	53	1	1	1	1
								Opponents	65	2567	39.5	33.0	13	19	60	0	0	0

SCORING		TD	RU	PA	RT	PAT	FG	S	TP	PUNT RETURNS		NO		FC		YDS		AVG		LG		TD	
Kempf	0	0	0	0	0	0	0	0	84	Roaches	20	9	159	8.0	23	0	0	0	0	0	0	0	0
Campbell	12	12	0	0	0	0	0	72	Oilers	20	9	159	8.0	23	0	0	0	0	0	0	0	0	0
Smith	6	0	6	0	0	0	0	36	Opponents	47	15	354	7.5	43	0	0	0	0	0	0	0	0	0
Dressel	4	0	4	0	0	0	0	24															
Crutchfield LG3	3	0	0	0	0	0	0	18															
Moriarty	3	3	0	0	0	0	0	18															
Renfro	2	0	2	0	0	0	0	12															
Arnold	1	0	1	0	0	0	0	6															
C. Brown	1	0	1	0	0	0	0	6															
S. Brown	1	0	1	0	0	0	0	6															
Edwards	1	0	1	0	0	0	0	6															
McCloskey	1	0	1	0	0	0	0	6															
Roaches	1	0	1	0	0	0	0	6															
Walls	1	0	1	0	0	0	0	6															
Oilers	34	16	2	33/34	17/21	0	288	Opponents	54	23	26	5	49/51	29/36	0	460							

PASSING		ATT	CMP	PCT	YARDS	YDS/ATT	TD	INT	LG	SK	YDS	RATING
Luck	217	124	57.1	1375	6.34	8	13	66	16/138	63.4		
Nielsen	175	90	51.4	1125	6.41	5	8	48	22/163	62.2		
Manning	88	44	50.0	755	8.58	2	8	47	11/83	49.2		
Bryant	1	1	100.0	24	24.0	1	0	24	0/0	158.3		
James	1	1	100.0	7	7.0	0	0	7	0/0	95.8		
Oilers	482	260	53.9	3286	6.82	16	29	66	49/384	61.4		
Opponents	424	252	59.4	3095	7.30	26	14	74	31/250	68.7		

GM: Ladd Herzeg; **Head Coach:** Ed Biles (six games), Chuck Studley (10 games)
Asst. Coaches: O. Kay Dalton (off. coord.), Chuck Studley (def. coord.*), Bill Allerheiligen (strength & cond.), Andy Bourgeois (WR), Ken Houston (DB), Elijah Pitts (off. backs), Vic Rapp (TE/ST), Dick Selcer (LB), Ralph Staub (DL), Bill Walsh (OL)
 * Coord. for first six games; head coach last 10 games

SACKS
 Baker 5.5, Taylor 4.5, Foster 3.5, Bostic 3.0, Hamm 3.0, Brazile 2.5, Sochia 2.5, Stensrud 2.0, Abraham 1.0, Hartwig 1.0, Hunt 1.0, Thompson 1.0, Riley 0.5,
Oilers 31.0, Opponents 49.0

TACKLES (Solo, Assists, Total)
 Bingham (87-48-135), Abraham (83-34-117), Bostic (70-21-91), Brazile (55-35-90), Hartwig (59-17-76), Riley (56-19-75), Baker (49-17-66), Brown (48-12-60), Tullis (50-9-59), Sochia (45-10-55), Hamm (41-12-53), Hunt (30-7-37), Stensrud (18-8-26), Reinfeldt (15-7-22), Wilson (16-1-17), Foster (8-4-12), Joiner (4-1-5), Meadows (2-0-2)
Oilers (792-271-1063)

USUAL STARTING LINEUP	
OFFENSE	
WR	Mike Renfro (83)
	Steve Bryant (81)
LT	Doug France (77)
LG	Mike Munchak (63)
C	David Carter (58)
RG	Bruce Matthews (74)
RT	Harvey Salem (73)
TE	Chris Dressel (88)
WR	Tim Smith (83)
QB	Gifford Nielsen (7)
	Oliver Luck (10)
RB	Earl Campbell (34)
FB	Larry Moriarty (30)
or TE	Mike McCloskey (89)
DEFENSE	
LE	Bob Hamm (90)
NT	Brian Sochia (72)
	Mike Stensrud (67)
RE	Jesse Baker (75)
OLB	Avon Riley (53)
ILB	Gregg Bingham (54)
ILB	Robert Abraham (56)
OLB	Robert Brazile (52)
LCB	Steve Brown (24)
	Bill Kay (22)
RCB	Willie Tullis (20)
SS	Keith Bostic (25)
FS	Carter Hartwig (36)

SPECIALISTS
 K Florian Kempf (4)
 P John James (6)

Pro Bowl

1982 SEASON (1-8)

Head Coach: Ed Biles

Postseason: 0-0

Standings: 13th AFC

DATE	OPPONENT	SCORE	WL	ATT
Sep.12	at Cincinnati	6-27	L	52,268
Sep.19	SEATTLE	23-21	W	43,117
Nov.21	PITTSBURGH	10-24	L	42,338
Nov.28	at New England	21-29	L	33,602
Dec.5	at NY Giants	14-17	L	71,184
Dec.13	DALLAS	7-37	L	51,808
Dec.19	at Philadelphia	14-35	L	44,119
Dec.26	CLEVELAND	14-20	L	36,559
Jan.2	CINCINNATI	27-35	L	26,522

Note: strike-shortened season

	OILERS	OPP
TOTAL FIRST DOWNS	138	187
Rushing	52	67
Passing	81	106
Penalty	5	14
3rd Down: Made/Att	43/123	60/130
3rd Down Pct.	35.0	46.2
4th Down: Made/Att	8/12	2/6
4th Down Pct.	66.7	33.3
POSSESSION AVG.	27.40	32.20
TOTAL NET YARDS	2373	3438
Avg. Per Game	263.7	382.0
Total Plays	551	613
Avg. Per Play	4.3	5.6
NET YARDS RUSHING	799	1225
Avg. Per Game	88.8	136.1
Total Rushes	225	298
NET YARDS PASSING	1574	2213
Avg. Per Game	174.9	245.9
Sacked/Yards Lost	39/308	31/240
Gross Yards	1882	2453
Att./Comp.	287/153	284/179
Completion Pct.	53.3	63.0
Had Intercepted	15	3
PUNTS/AVERAGE	55/39.7	38/43.0
NET PUNTING AVG.	55/33.0	38/36.1
PENALTIES/YARDS	52/424	59/454
FUMBLES/BALL LOST	14/11	20/13
TOUCHDOWNS	18	30
Rushing	5	10
Passing	12	18
Returns	1	2

BY PERIODS	1	2	3	4	OT PTS
Oilers	24	27	31	54	0 136
Opponents	48	71	45	81	0 245

SCORING	TD	RU	PA	RT	PAT	FG	S	TP
Casper	6	0	0	0	0	0	0	36
Kempf	0	0	0	0	0	16/18	4/6	0 28
Craft	4	3	1	0	0	0	0	24
Renfro	3	0	3	0	0	0	0	18
Campbell	2	2	0	0	0	0	0	12
Allen	1	0	1	0	0	0	0	6
Holston	1	0	1	0	0	0	0	6
Reinfeldt*	1	0	0	1	0	0	0	6
Oilers	18	5	12	1	16/18	4/6	0	136
Opponents	30	10	18	2	30/30	11/18	1	245

RUSHING	NO	YDS	AVG	LG	TD
Campbell	157	538	3.4	22	2
Manning	13	85	6.5	24	0
Edwards	15	58	3.9	8	0
Craft	18	42	2.3	10	3
Nielsen	9	37	4.1	9	0
Armstrong	8	15	1.9	5	0
Bailey	1	13	13.0	13	0
Casper	2	9	4.5	8	0
Allen	2	2	1.0	9	0
Oilers	225	799	3.6	24	5
Opponents	298	1225	4.1	90t	10

PASSING	ATT	CMP	PCT	YARDS	YDS/ATT	TD	INT	LG	SK	YDS	RATING
Nielsen	161	87	54.0	1005	6.24	6	8	46	12/92	64.8	
Manning LG	132	67	50.8	880	6.67	6	8	54t	29/234	62.1	
Manning TM	125	66	52.8	877	7.02	6	6	54t	27/216	71.3	
Campbell	1	0	0.0	0	0.0	0	1	0	0/0	0.0	
Oilers	287	153	53.3	1882	6.56	12	15	54t	39/308	66.0	
Opponents	284	179	63.0	2453	8.64	18	3	62t	31/240	107.3	

RECEIVING	NO	YDS	AVG	LG	TD
Casper	36	573	15.9	38	6
Bailey	26	367	14.1	27	0
Craft	23	230	10.0	49	1
Renfro	21	295	14.0	54t	3
Campbell	18	130	7.2	46	0
Armstrong	12	75	6.3	14	0
Edwards	9	53	5.9	21	0
Holston	5	116	23.2	38t	1
Allen	2	35	17.5	23t	1
Thomaselli	1	8	8.0	8	0
Oilers	153	1882	12.3	54t	12
Opponents	179	2453	13.7	62t	18

INTERCEPTIONS	NO	YDS	AVG	LG	TD
Brazile	1	31	31.0	31	0
Bingham	1	8	8.0	8	0
Perry	1	8	8.0	8	0
Oilers	3	47	15.7	31	0
Opponents	15	47	3.1	22	1

PUNTING	NO	YDS	AVG	NET TB	IN LG	B
James LG	43	1741	40.5	34.1	4	7 56 0
James TM	31	1260	40.6	34.3	2	4 56 0
Parsley	24	926	38.6	31.3	2	3 51 0
Oilers	55	2186	39.7	33.0	4	7 56 0
Opponents	38	1634	43.0	36.1	8	11 73 0

PUNT RETURNS	NO	FC	YDS	AVG	LG	TD
Roaches	19	4	104	5.5	25	0
Oilers	19	4	104	5.5	25	0
Opponents	35	11	293	8.4	24	0

KICKOFF RETURNS	NO	YDS	AVG	LG	TD
Riley	1	27	27.0	27	0
Roaches	21	441	21.0	45	0
T. Wilson	2	40	20.0	26	0
Allen	15	292	19.5	38	0
Tullis	5	91	18.2	28	0
Thomaselli	1	7	7.0	7	0
Smith*	0	7	--	7	0
Oilers	45	905	20.1	45	0
Opponents	26	564	21.7	55	0

*handoff from Roaches

FIELD GOALS	1-19	20-29	30-39	40-49	50+
Kempf	0/0	1/1	3/3	0/1	0/0
Oilers	0/0	1/1	3/3	0/1	0/0
Opponents	1/1	6/6	1/3	2/6	1/3
Kempf: () (24G) (31G) (52N) () () () (42N) (35G,37G)					
Opponents: (47N,43G,43N,25G) () (48G) (23G,25G) (37N,26G,42N) (22G,36G,53G) () (45B,18G,55N,24G) (51N)					

SACKS
Baker 7.5, Brazile 6.5, Bingham 3.0, Kennard 3.0, Skaugstad 3.0, Riley 1.5, Stensrud 1.5, Bethea 1.0, Corker 1.0, Hunt 1.0, Washington 1.0, Oilers 31.0, Opponents 39.0

TACKLES (Solo, Assists, Total)
Hunt (61-24-85), Bingham (63-21-84), Brazile (46-20-66), Perry (37-12-49), Reinfeldt (32-10-42), Riley (27-15-42), Stensrud (21-12-33), Baker (22-10-32), Kennard (20-9-29), Tullis (19-6-25), J. C. Wilson (21-4-25), Hartwig (22-2-24), Skaugstad (13-8-21), Sternick (17-3-20), Thompson (13-3-16), Taylor (12-3-15), Bethea (10-4-14), Washington (9-5-14), Kay (9-2-11), Abraham (2-1-3) Oilers (476-174-650)

USUAL STARTING LINEUP

OFFENSE

- WR Harold Bailey (80)
- LT John Schuhmacher (62)
- LG Ralph Williams (68)
- Mike Munchak (63)
- C David Carter (58)
- RG Ed Fisher (60)
- RT Morris Towns (76)
- TE Dave Casper (87)
- WR Mike Renfro (80)
- Mike Holston (82)
- QB Archie Manning (8)
- Gifford Nielsen (14)
- RB Earl Campbell (34)
- FB Stan Edwards (35)

DEFENSE

- LE Ken Kennard (71)
- NT Mike Stensrud (67)
- RE Jesse Baker (75)
- OLB Avon Riley (53)
- ILB Gregg Bingham (54)
- ILB Daryl Hunt (50)
- OLB Robert Brazile (52)
- LCB J. C. Wilson (33)
- RCB Greg Sternick (27)
- SS Carter Hartwig (36)
- Vernon Perry (32)
- FS Mike Reinfeldt (37)

SPECIALISTS

- K Florian Kempf (4)
- P John James (6)
- Cliff Parsley (18)

Pro Bowl

GM: Ladd Herzog; Head Coach: Ed Biles

Asst. Coaches: Jim Snofner (off. coord.), Bill Allerheiligen (strength & cond.), Andy Bourgeois (WR), Ray Callahan (OL), Bob Gambold (DB), Ken Houston (def. asst.), Elijah Pitts (off. backs), Dick Selcer (LB), Ralph Staub (DL)

Head Coach: Ed Biles

Postseason: 0-0

Standings: 3rd AFC Central

DATE	OPPONENT	SCORE	WL	ATT
Sep.6	at L.A. Rams	27-20	W	63,198
Sep.13	at Cleveland	9-3	W	79,483
Sep.20	MIAMI	10-16	L	47,379
Sep.27	at NY Jets	17-33	L	50,309
Oct. 4	CINCINNATI	17-10	W	44,350
Oct. 11	SEATTLE	35-17	W	42,671
Oct.18	at New England	10-38	L	60,474
Oct.26	at Pittsburgh	13-26	L	52,732
Nov. 1	at Cincinnati	21-34	L	54,736
Nov.8	OAKLAND	17-16	W	45,519
Nov. 15	at Kansas City	10-23	L	73,984
Nov. 22	NEW ORLEANS	24-27	L	49,581
Nov.29	ATLANTA	27-31	L	40,201
Dec.3	CLEVELAND	17-13	W	44,502
Dec. 13	at San Francisco	6-28	L	55,707
Dec. 20	PITTSBURGH	21-20	W	41,056

	OILERS	OPP
TOTAL FIRST DOWNS	241	325
Rushing	103	138
Passing	124	162
Penalty	14	25
3rd Down: Made/Att	69/212	102/235
3rd Down Pct.	32.5	43.4
4th Down: Made/Att	--	--
4th Down Pct.	--	--
POSSESSION AVG.	27:56	32:04
TOTAL NET YARDS	4511	5726
Avg. Per Game	281.9	357.9
Total Plays	947	1084
Avg. Per Play	4.8	5.3
NET YARDS RUSHING	1734	2411
Avg. Per Game	108.4	150.7
Total Rushes	466	549
NET YARDS PASSING	2777	3315
Avg. Per Game	173.6	207.2
Sacked/Yards Lost	40/342	33/239
Gross Yards	3119	3554
Att./Comp.	441/258	502/295
Completion Pct.	58.5	58.8
Had Intercepted	23	18
PUNTS/AVERAGE	79/39.7	70/41.9
NET PUNTING AVG.	79/34.4	70/33.9
PENALTIES/YARDS	93/825	92/838
FUMBLES/BALL LOST	33/21	20/13
TOUCHDOWNS	34	39
Rushing	11	16
Passing	21	22
Returns	2	1

BY PERIODS	1	2	3	4	OTPTS
Oilers	47	66	55	113	0 281
Opponents	73	93	105	84	0 355

SCORING	TDR	PA	RT	PAT	FG	S	TP
Fritsch	0	0	0	0	32/34	15/22	0 77
Campbell	10	10	0	0	0	0	60
Casper	8	0	8	0	0	0	48
Burrough	7	0	7	0	0	0	42
Holston	2	0	2	0	0	0	12
Armstrong	1	0	1	0	0	0	6
Barber	1	0	1	0	0	0	6
Carpenter	1	0	1	0	0	0	6
Coleman	1	1	0	0	0	0	6
Renfro	1	0	1	0	0	0	6
Roaches	1	0	0	1	0	0	6
Tullis	1	0	0	1	0	0	6
Oilers	34	11	21	2	32/34	15/22	0 281
Opponents	39	16	22	1	38/39	27/42	1 355

PASSING	ATT	CMP	PCT	YARDS	YDS/ATT	TD	INT	LG	SK/YDS	RATING
Stabler	285	165	57.9	1988	6.98	14	18	71t	29/254	69.5
Nielsen	93	60	64.5	709	7.62	5	3	44	8/61	92.1
J. Reaves	61	31	50.8	379	6.21	2	2	51t	3/27	67.6
Parsley	2	2	100.0	43	21.50	0	0	31	0/0	118.8
Oilers	441	258	58.5	3119	7.07	21	23	71t	40/342	74.4
Opponents	502	295	58.8	3554	7.08	22	18	67t	33/239	80.2

RUSHING	NO	YDS	AVG	LG	TD
Campbell	361	1376	3.8	43	10
Armstrong	31	146	4.7	18	0
Coleman	21	91	4.3	30	1
Carpenter	18	74	4.1	20	0
T. Wilson	13	35	2.7	7	0
Reaves	6	13	2.2	13	0
Nielsen	6	2	0.3	4	0
Stabler	10	-3	-0.3	4	0
Oilers	466	1734	3.7	43	11
Opponents	549	2411	4.4	56	16

RECEIVING	NO	YDS	AVG	LG	TD
Burrough	40	668	16.7	71t	7
Renfro	39	451	11.6	43	1
Campbell	36	156	4.3	17	0
Casper	33	572	17.3	52t	8
Armstrong	29	278	9.6	48	1
Holston	27	427	15.8	50t	2
Coleman	19	211	11.1	24	0
Barber	13	190	14.6	35	1
Carpenter	13	80	6.2	33t	1
T. Wilson	5	33	6.6	11	0
Smith	2	37	18.5	25	0
Brooks LG	3	37	12.3	21	0
Brooks TM	2	16	8.0	16	0
Smith	2	37	18.5	25	0
Oilers	258	3119	12.1	71t	21
Opponents	295	3554	12.0	67t	22

INTERCEPTIONS	NO	YDS	AVG	LG	TD
Sternrick	3	94	31.3	38	0
Hartwig	3	78	26.0	36	0
Kay	2	47	23.5	30	0
Perry	2	46	23.0	34	0
Bingham	2	20	10.0	17	0
Reinfeldt	2	18	9.0	16	0
Brazile	2	7	3.5	7	0
Washington	1	19	19.0	19	0
J.C. Wilson	1	1	1.0	1	0
Oilers	18	330	18.3	38	0
Opponents	23	289	12.6	49	0

PUNTING	NO	YDS	AVG	NET TB	IN LG B
Parsley	79	3137	39.7	34.4	3 17 62 0
Oilers	79	3137	39.7	34.4	3 17 62 0
Opponents	70	2935	41.9	33.9	12 17 65 1

PUNT RETURNS	NO	FC	YDS	AVG	LG	TD
Roaches	39	4	296	7.6	40	0
Tullis	2	0	29	14.5	16	0
Oilers	41	4	325	7.9	40	0
Opponents	47	19	360	7.7	26	0

KICKOFF RETURNS	NO	YDS	AVG	LG	TD
Roaches	28	769	27.5	96t	1
Tullis	32	779	24.3	95t	1
T. Wilson	3	41	13.7	23	0
Armstrong	3	36	12.0	18	0
Hunt	3	19	6.3	11	0
J.C. Wilson	2	27	13.5	14	0
Riley	1	51	51.0	51	0
Oilers	72	1722	23.9	96t	2
Opponents	59	1201	20.4	34	0

FIELD GOALS	1-19	20-29	30-39	40-49	50+
Fritsch	0/0	3/4	4/4	7/13	1/1
Oilers	0/0	3/4	4/4	7/13	1/1
Opponents	4/4	4/5	8/11	10/18	1/4

Fritsch: (50G, 41G, 44B) (42G, 27G, 36G) (40G) (38G) (49N, 48G) () (42G) (34G, 42N, 44G) (44N) (23G, 22N) (21G) (49G) () (32G, 41N) () (47N)
 Opponents: (35G, 29N, 36G) (36B, 50B, 29G, 41N) (42G, 37G, 47N, 27G) (41G) (45G, 48N, 36N) (41G, 47N) (32N, 21G) (19G, 19G) (51G, 30G) (51N, 29G, 42G, 43G, 47N) (37G, 42G, 38G) (41B, 46G, 42G) (36G, 54N, 46N) (18G, 19G, 47N) () (40G, 37G)

SACKS
 Baker 10.0, Dorris 5.0, Stensrud 4.0, Kennard 3.5, Bethea 2.0, Brazile 6.0, Washington 2.0, Hunt 1.5, Bingham 1.0, Reinfeldt 1.0, Stringer 1.0, Skaugstad 0.5, Thompson 0.5
 Oilers 33.0, Opponents 40.0

TACKLES (Solo, Assists, Total)
 Bingham (112-60-172), Hunt (81-46-127), Brazile (72-40-112), Perry (74-27-101), Kennard (62-29-91), Reinfeldt (49-34-83), Washington (53-21-74), J.C. Wilson (43-19-62), Baker (42-18-60), Dorris (33-27-60), Bethea (29-30-59), Stensrud (28-20-48), Sternrick (34-11-45), Skaugstad (28-18-38), Stringer (15-6-21), Thompson (13-5-18), Hartwig (10-7-17), Kay (13-4-17), Riley (6-8-14), Corker (3-2-5)
 Oilers (792-432-1224)

USUAL STARTING LINEUP	
OFFENSE	
WR	Ken Burrough (00)
LT	Leon Gray (74)
LG	John Schuhmacher (68)
C	David Carter (58)
RG	Ed Fisher (60)
RT	Morris Towns (76)
TE	Mike Barber (86)
	Dave Casper (87)
WR	Mike Renfro (82)
	Mike Holston (84)
QB	Ken Stabler (12)
RB	Earl Campbell (34)
FB	Tim Wilson (45)

DEFENSE
 LE Andy Dorris (69)
 NT Ken Kennard (71)
 RE Elvin Bethea (65)
 OLB Ted Washington (59)
 ILB Gregg Bingham (54)
 ILB Daryl Hunt (50)
 OLB Robert Brazile (52)
 LCB J.C. Wilson (33)
 RCB Greg Sternrick (27)
 SS Vernon Perry (32)
 FS Mike Reinfeldt (37)

SPECIALISTS
 K Toni Fritsch (16)
 P Cliff Parsley (18)

ADDITIONAL PRO BOWL
 Carl Roaches
 Pro Bowl

GM: Ladd Herzog; Head Coach: Ed Biles

Assistant Coaches: Jim Shofner (off. coord.), Dick Nolan (def. coord.), Andy Bourgeois (WR), Ray Callahan (OL), Joe Galat (DL), Bob Gambold (DB), Elijah Pitts (off. backs), Dick Selcer (LB)

1980 SEASON (11-5)

Head Coach: O.A. "Bum" Phillips

Postseason: 0-1

Standings: 1st AFC Central (tie)

DATE	OPPONENT	SCORE	W/L	ATT
Sep.7	at Pittsburgh	17-31	L	54,386
Sep.15	at Cleveland	16-7	W	80,243
Sep.21	BALTIMORE	21-16	W	47,878
Sep.28	at Cincinnati	13-10	W	50,413
Oct. 5	SEATTLE	7-26	L	46,860
Oct. 12	at Kansas City	20-21	L	75,048
Oct.19	TAMPA BAY	20-14	W	48,167
Oct.26	CINCINNATI	23-3	W	49,189
Nov. 2	at Denver	20-16	W	74,717
Nov.10	NEW ENGLAND	38-34	W	51,524
Nov. 16	at Chicago	10-6	W	59,390
Nov. 23	at NY Jets	28-31*	L	52,358
Nov. 30	CLEVELAND	14-17	L	61,514
Dec.4	PITTSBURGH	6-0	W	53,960
Dec. 14	at Green Bay	22-3	W	53,201
Dec.21	MINNESOTA	20-16	W	51,064
Dec. 28	at Oakland	7-27	L	52,762

	OILERS	OPP
TOTAL FIRST DOWNS	329	259
Rushing	155	94
Passing	152	147
Penalty	22	18
3rd Down: Made/Att	92/211	76/211
3rd Down Pct.	43.6	36.0
4th Down: Made/Att	--	--
4th Down Pct.	--	--
POSSESSION AVG.	33:16	26:44
TOTAL NET YARDS	5642	4612
Avg. Per Game	352.6	288.3
Total Plays	1063	932
Avg. Per Play	5.3	4.9
NET YARDS RUSHING	2635	1811
Avg. Per Game	164.7	113.2
Total Rushes	573	444
NET YARDS PASSING	3007	2801
Avg. Per Game	187.9	175.1
Sacked/Yards Lost	27/264	34/252
Gross Yards	3271	3053
Att./Comp.	463/296	454/246
Completion Pct.	63.9	54.2
Had Intercepted	28	26
PUNTS/AVERAGE	67/40.7	78/40.9
NET PUNTING AVG.	67/32.4	78/34.2
PENALTIES/YARDS	101/838	101/758
FUMBLES/BALL LOST	33/19	22/13
TOUCHDOWNS	34	27
Rushing	18	8
Passing	15	16
Returns	1	3

BY PERIODS	1	2	3	4	OTPTS
Oilers	25	83	83	105	0 295
Opponents	63	85	34	66	3 251

SCORING	TD	RU	PA	RT	PAT	FG	S	TP	
Fritsch	0	0	0	0	0	26/27	19	24	0 83
Campbell	13	13	0	0	0	0	0	0	0 78
Barber	5	0	0	0	0	0	0	0	0 30
Casper LG	4	0	4	0	0	0	0	0	0 24
Caster TM	3	0	0	0	0	0	0	0	0 18
Marcol LG	1	0	0	1	18/10	3/4	0	0	0 23
Marcol TM	0	0	0	0	1/3	1/1	0	0	0 4
Carpenter	3	3	0	0	0	0	0	0	0 18
Caster	3	0	3	0	0	0	0	0	0 18
Johnson	2	0	2	0	0	0	0	0	0 12
T. Wilson	2	1	1	0	0	0	0	0	0 12
Coleman	1	1	0	0	0	0	0	0	0 6
Corker	1	0	0	0	0	0	0	0	0 6
Renfro	1	0	0	0	0	0	0	0	0 6
Thompson	0	0	0	0	0	4/4	0/0	0	0 4
Oilers	34	18	15	1	31/34	20/25	0	295	
Opponents	27	8	16	3	26/27	21/29	0	251	

PASSING	ATT	CMP	PCT	YARDS	YDS/ATT	TD	INT	LG	SK/YDS	RATING
Stabler	457	293	64.1	3202	7.01	13	28	79t	27/264	68.7
Campbell	2	1	50.0	57	28.50	1	0	57t	0/0	135.4
Nielsen	4	2	50.0	12	3.00	1	0	8t	0/0	95.8
Oilers	463	296	63.9	3271	7.06	15	28	79t	27/264	70.4
Opponents	454	246	54.2	3053	6.72	16	26	50t	34/252	63.1

RUSHING	NO	YDS	AVG	LG	TD
Campbell	373	1934	5.2	55t	13
Carpenter	97	359	3.7	46	3
T. Wilson	66	257	3.9	15	1
Coleman	14	82	5.9	27	1
Renfro	1	12	12.0	12	0
Casper LG	2	8	4.0	6	0
Casper TM	2	8	4.0	6	0
Clark	1	3	3.0	3	0
Barber	1	1	1.0	1	0
Johnson	2	1	0.5	4	0
Nielsen	1	0	0.0	0	0
Stabler	15	-22	-1.5	0	0
Oilers	573	2635	4.6	55t	18
Opponents	444	1811	4.1	58	8

RECEIVING	NO	YDS	AVG	LG	TD
Barber	59	712	12.1	79t	5
Carpenter	43	346	8.0	25	0
Renfro	35	459	13.1	42	1
Casper LG	56	796	14.2	43	4
Casper TM	34	526	15.5	43	3
Johnson	31	343	11.1	57t	2
T. Wilson	30	170	5.7	13	1
Caster	27	341	12.6	68t	3
Coleman	16	168	10.5	27	0
Campbell	11	47	4.3	10	0
Burrough	4	91	22.8	54	0
Groth	4	47	11.8	18	0
Smith	2	21	10.5	13	0
Oilers	296	3271	11.1	79t	15
Opponents	246	3053	12.4	50t	16

INTERCEPTIONS	NO	YDS	AVG	LG	TD
Tatum	7	100	14.3	35	0
Perry	5	85	17.0	42	0
Reinfeldt	4	36	9.0	23	0
Stermick	4	25	6.3	15	0
Brazile	2	38	19.0	33	0
J. Wilson	2	26	13.0	26	0
Henderson LG	1	3	3.0	3	0
Henderson TM	1	3	3.0	3	0
Hartwig	1	0	0.0	0	0
Oilers	26	313	12.0	42	0
Opponents	28	424	15.1	82t	2

PUNTING	NO	YDS	AVG	NET TB	IN LG B
Parsley	67	2727	40.7	32.4	8 19 57 0
Marcol LG	1	33	33.0	13.0	1 0 33 0
Oilers	67	2727	40.7	32.4	8 19 57 0
Opponents	78	3193	40.9	34.2	7 15 57 0

PUNT RETURNS	NO	FC	YDS	AVG	LG	TD
Roaches	47	6	384	8.2	68	0
Groth	1	0	0	0.0	0	0
Bingham	0	2	--	--	--	0
Oilers	48	8	384	8.0	68	0
Opponents	40	9	394	9.9	50	0

KICKOFF RETURNS	NO	YDS	AVG	LG	TD
Roaches	37	746	20.2	46	0
Groth	12	216	18.0	27	0
Barber	1	12	12.0	12	0
Carpenter	1	7	7.0	7	0
Bingham	1	0	0.0	0	0
Smith	1	0	0.0	0	0
Oilers	53	981	18.5	46	0
Opponents	68	1265	18.6	63	0

FIELD GOALS	1-19	20-29	30-39	40-49	50+
Fritsch	1/1	7/9	7/8	4/6	0/0
Marcol LG	0/0	1/1	0/1	2/2	0/0
Marcol TM	0/0	1/1	0/0	0/0	0/0
Oilers	1/1	8/10	7/8	4/6	0/0
Opponents	0/0	12/12	5/7	3/7	1/3

Fritsch: (31G) (25G,29G,17G) () (27G,29G) () (41G,46G) (21G,33G,49N) (33G,46G,30G) () (45G) (29N,29G) (29N) (38N) (37G,33G) () (23G,31G,48B)
Marcol: 0 0 0 0 0 0 0 0 0 0 0 0 0 (27g) ()
Opponents: (49N,27G) () (30G,23G,29G) (26G) (32G,33G,50G,44G,40N) (53N) () (23G,43N) (45G,20G,28G) (26G,44G,40N) (53N) () (23G,43N) (45G,20G,28G) (26G,44G,32B) (27G,22G) (36N,38G) (50N,45G) (42N) (28G) (38G)

SACKS
 Stensrud 7.0, Baker 6.5, Brazile 6.5, Washington 4.0, Bethea 2.0, Bingham 1.0, Henderson 1.0, Kennard 0.5
Oilers 34.0, Opponents 27.0

TACKLES (Solo, Assists, Total)
 Bingham (112-100-212), Brazile (73-68-141), Perry (55-56-111), Reinfeldt (61-48-109), Washington (60-38-98), Wilson (55-39-94), Bethea (40-37-77), Hunt (34-43-77), Dorris (34-34-68) Kennard (26-40-66), Stringer (26-29-55), Stensrud (32-23-55), Stermick (33-15-48), Baker (25-19-44), Tatum (15-9-24), Thompson (6-13-19), Henderson (11-7-18), Hartwig (4-2-6)
Oilers (702-620-1322)

USUAL STARTING LINEUP

OFFENSE

WR Billy Johnson (84)
 or TE Dave Casper (87)
 LT Leon Gray (74)
 LG Bob Young
 C Carl Mauk
 RT Ed Fisher (60)
 RG Morris Towns (76)
 TE Mike Barber (86)
 WR Mike Renfro (82)
 QB Ken Stabler (12)
RB Earl Campbell (34)
 FB Tim Wilson (45)

DEFENSE

LE Andy Dorris (69)
 NT Ken Kennard (71)
 RE Elvin Bethea (65)
 OLB Ted Washington (59)
 ILB Art Stringer (56)
 Daryl Hunt (50)
 ILB Gregg Bingham (54)
 OLB Robert Brazile (52)
 LCB J.C. Wilson (33)
RCB Greg Stermick (27)
 SS Vernon Perry (32)
 FS Mike Reinfeldt (37)

SPECIALISTS

K Toni Fritsch (16)
 P Cliff Parsley (18)

Pro Bowl
 All-Pro

GM/Head Coach: Bum Phillips

Asst. Coaches: Ed Biles (def. coord.), Andy Bourgeois (off. backs), Joe Bugel (off. line), King Hill (WR/QB), Wade Phillips (DL), Bob Gambold (DB), John Paul Young (ST/LB)

1979 SEASON (11-5)

Head Coach: O.A. "Bum" Phillips

Postseason: 2-1

Standings: 2nd AFC Central

DATE	OPPONENT	SCORE	WL	ATT
Sep.2	at Washington	29-27	W	54,582
Sep.9	at Pittsburgh	7-38	L	49,792
Sep.16	KANSAS CITY	20-6	W	45,684
Sep.23	at Cincinnati	30-27*	W	45,615
Sep.30	CLEVELAND	31-10	W	48,915
Oct.7	ST. LOUIS	17-24	L	53,043
Oct.14	at Baltimore	28-16	W	45,021
Oct.21	at Seattle	14-34	L	60,705
Oct.28	NY JETS	27-24*	W	45,825
Nov.5	at Miami	9-6	W	70,273
Nov.11	OAKLAND	31-17	W	48,614
Nov.18	CINCINNATI	42-21	W	49,829
Nov.22	at Dallas	30-24	W	63,897
Dec.2	at Cleveland	7-14	L	69,112
Dec.10	PITTSBURGH	20-17	W	55,293
Dec.16	PHILADELPHIA	20-26	L	49,407
Dec.23	DENVER	13-7	W	48,776
Dec.29	at San Diego	17-14	W	51,192
Jan.6	at Pittsburgh	13-27	L	50,475

	OLTERS	OPP
TOTAL FIRST DOWNS	268	304
Rushing	149	125
Passing	100	158
Penalty	19	21
3rd Down: Made/Att	107/253	97/226
3rd Down Pct.	42.3	42.9
4th Down: Made/Att	--	--
4th Down Pct.	--	--
POSSESSION AVG.	30.42	29.18
TOTAL NET YARDS	4827	4990
Avg. Per Game	301.7	311.9
Total Plays	1034	1038
Avg. Per Play	4.7	4.8
NET YARDS RUSHING	2571	2225
Avg. Per Game	160.7	139.1
Total Rushes	616	522
NET YARDS PASSING	2256	2765
Avg. Per Game	141.0	172.8
Sacked/Yards Lost	32/238	51/421
Gross Yards	2494	3186
Att./Comp.	386/195	465/242
Completion Pct.	50.5	52.0
Had Intercepted	21	34
PUNTS/AVERAGE	93/40.6	73/41.0
NET PUNTING AVG.	93/31.7	73/35.8
PENALTIES/YARDS	109/942	103/920
FUMBLES/BALL LOST	31/11	29/16
TOUCHDOWNS	43	40
Rushing	24	19
Passing	17	18
Returns	2	3

BY PERIODS	1	2	3	4	OT PTS
Oilers	58	144	81	73	6 362
Opponents	81	87	50	113	0 331

SCORING	TD	RU	PART	PAT	FG	S	TP
Campbell	19	19	0	0			0114
Fritsch	0	0	0	0	41/43	21/25	0104
Burrough	6	0	6	0			036
Carpenter	4	3	1	0			024
Barber	3	0	3	0			018
T. Wilson	3	2	1	0			018
Renfro	2	0	2	0			012
Baker	1	0	0	1			06
Caster	1	0	1	0			06
Coleman	1	0	1	0			06
Johnson	1	0	1	0			06
Merkens	1	0	1	0			06
J.C. Wilson	1	0	0	1			06
Oilers	43	24	17	2	41/43	21/25	0362
Opponents	40	19	18	3	37/40	18/28	0331

PASSING	ATT	CMP	PCT	YARDS	YDS/ATT	TD	INT	LG	SK/YDS	RATING
Pastorini	324	163	50.3	2090	6.45	14	18	55t	29/212	62.1
G. Nielsen	61	32	52.5	404	6.62	3	41		3/26	69.3
Burrough	1	0	0.0	0	0.00	0	0		0/0	39.6
Oilers	386	195	50.5	2494	6.46	17	21	55t	32/238	63.1
Opponents	465	242	52.0	3186	6.85	18	34	56t	51/421	56.4

GM/Head Coach: Bum Phillips

Asst. Coaches: Ed Biles (def. coord./LB), Andy Bourgeois (off. backs), Joe Bugel (off. line), King Hill (WR), Wade Phillips (DL), Bob Gambold (DB), John Paul Young (ST)

RUSHING	NO	YDS	AVG	LG	TD
Campbell	368	1697	4.6	61t	19
Carpenter	92	355	3.9	13	3
T. Wilson	84	319	3.8	19	2
Coleman	21	81	3.9	10	0
Clark	22	51	2.3	7	0
Caster	4	25	6.3	10	0
Pastorini	15	23	1.5	14	0
King	3	9	3.0	4	0
Nielsen	5	7	1.4	7	0
Barber	2	4	2.0	6	0
Oilers	616	2571	4.2	61t	24
Opponents	522	2225	4.3	40	19

RECEIVING	NO	YDS	AVG	LG	TD
Burrough	40	752	18.8	55t	6
T. Wilson	29	208	7.2	24t	1
Barber	27	377	14.0	37t	3
Caster	18	239	13.3	36	1
Renfro	16	323	20.2	49	2
Carpenter	16	116	7.3	22	1
Campbell	16	94	5.9	46	0
Coleman	12	114	9.5	17	1
Johnson	6	108	18.0	29	1
Clark	6	58	9.7	38	0
Rucker	4	40	10.0	16	0
Merkens	3	44	14.7	20	1
Ellender	1	15	15.0	15	0
Groth	1	6	6.0	6	0
Oilers	195	2494	12.8	55t	17
Opponents	242	3186	13.2	56t	18

INTERCEPTIONS	NO	YDS	AVG	LG	TD
Reinfeldt	12	205	17.1	39	0
J.C. Wilson	6	135	22.5	66	1
Bingham	3	78	26.0	54	0
Perry	3	33	11.0	24	0
Sternrick	2	50	25.0	50	0
Brazile	2	45	22.5	26	0
Alexander	2	27	13.5	19	0
Hartwig	2	24	12.0	24	0
Stringer	2	21	10.5	21	0
Oilers	34	618	18.2	66	1
Opponents	21	290	13.8	68	1

PUNTING	NO	YDS	AVG	NET TB	LG	B
Parsley	93	3777	40.6	31.7	5	14 59 0
Oilers	93	3777	40.6	31.7	5	14 59 0
Opponents	73	2992	41.0	35.8	8	19 57 0

PUNT RETURNS	NO	FC	YDS	AVG	LG	TD
Ellender	31	2	203	6.5	36	0
Johnson	4	0	17	4.3	16	0
Merkens	2	5	6	3.0	6	0
Coleman	1	0	-5	-5.0	-5	0
Thompson	0	1	0	0.0	0	0
Oilers	38	8	221	5.8	36	0
Opponents	64	9	726	11.3	55t	1

KICKOFF RETURNS	NO	YDS	AVG	LG	TD
Ellender	24	514	21.4	35	0
Coleman	16	321	20.1	27	0
Hartwig	13	238	18.3	37	0
Johnson	4	37	9.3	12	0
Carpenter	2	34	17.0	17	0
T. Wilson	2	30	15.0	15	0
Merkens	2	22	11.0	13	0
Groth	1	21	21.0	21	0
King	1	17	17.0	17	0
Caster	1	0	0.0	0	0
Sternrick	1	0	0.0	0	0
Oilers	67	1234	18.4	37	0
Opponents	69	1310	19.0	58	0

FIELD GOALS	1-19	20-29	30-39	40-49	50+
Fritsch	0/0	7/7	5/6	7/10	2/2
Oilers	0/0	7/7	5/6	7/10	2/2
Opponents	0/0	2/3	8/12	5/9	3/4
Fritsch:	(41G,46G,26G)	()	(28G,23G)		
(33G,47G,29G)	(28G)	(51G)	()	()	
(31N,47G,35G)	(46G,48N,48G,39G)	(51G)	()	()	
()	(27G)	(43B)	(44N,24G,34G)	(44G,37G)	
Opponents:	(37G,39G,70N)	(45G,42N)			
(27N)	(52G,48N,55G,32N)	(44G,32)	(24G)		
(35N,34G)	(48G,30G)	(31G)	(32G,51G)		
(32G)	()	(44G)	(36N,41N)	(37G,41N)	
(22G,41G)					

SACKS	(Sole Assists, Total)
Baker	15.5, Dorris 9.5, Washington 8.0, Brazile 5.0, Kennard 4.5, Culp 3.0, Stensrud 2.0, Bingham 1.0
Oilers	51.0 Opponents 32.0
TACKLES	(Sole Assists, Total)
Bingham	(100-103-203), Brazile (86-58-144), Perry (55-56-111), Dorris (44-48-92), Stringer (59-32-91), Wilson (57-43,100), Reinfeldt (50-38-88), Washington (66-21-87), Culp (54-24-78), Bethea (34-31-65), Hunt (26-36-62), Sternrick (40-16-56), Baker (32-22-54), Thompson (22-13-35), Kennard (19-15-34), Hartwig (8-3-11), Stensrud ((5-3-8), Currier (5-1-6)
Oilers	(762-560-1322)

USUAL STARTING LINEUP	
OFFENSE	
WR	Ken Burrough (00)
LT	Leon Gray (74)
LG	Conway Hayman (70)
C	Carl Mauck (55)
RT	Ed Fisher (60)
RG	Morris Towns (76)
TE	Mike Barber (86)
WR	Rich Caster (88)
QB	Dan Pastorini (7)
RB	Earl Campbell (34)
FB	Tim Wilson (45)
DEFENSE	
LE	Andy Dorris (69)
NT	Curfey Culp (78)
RE	Elvin Bethea (65)
OLB	Ted Washington (59)
ILB	Gregg Bingham (54)
ILB	Art Stringer (56)
	Daryl Hunt (50)
OLB	Robert Brazile (52)
LCB	J.C. Wilson (33)
RCB	Greg Sternrick (27)
SS	Vernon Perry (32)
FS	Mike Reinfeldt (37)
SPECIALISTS	
K	Toni Fritsch (16)
P	Cliff Parsley (18)
NFL MOST VALUABLE PLAYER	
Earl Campbell	

Pro Bowl All-Pro

1978 SEASON (10-6)

Head Coach: O.A. "Bum" Phillips

Postseason: 2-1

Standings: 2nd AFC Central

DATE	OPPONENT	SCORE	WL	ATT
Sep.3	at Atlanta	14-20	L	57,328
Sep.10	at Kansas City	20-17	W	40,213
Sep.17	SAN FRANCISCO	20-19	W	46,161
Sep.24	LOS ANGELES	6-10	L	45,749
Oct. 1	at Cleveland	16-13	W	72,776
Oct. 8	at Oakland	17-21	L	52,550
Oct.15	BUFFALO	17-10	W	47,727
Oct.23	at Pittsburgh	24-17	W	48,021
Oct. 29	at Cincinnati	13-28	L	50,532
Nov.5	CLEVELAND	14-10	W	45,827
Nov.12	at New England	26-23	W	60,356
Nov.20	MIAMI	35-30	W	50,290
Nov. 26	CINCINNATI	17-10	W	43,245
Dec.3	PITTSBURGH	3-13	L	54,261
Dec.10	at New Orleans	17-12	W	63,169
Dec.17	SAN DIEGO	24-45	L	49,554
Dec. 21	at Miami	17-9	W	70,036
Dec. 31	at New England	31-14	W	61,297
Jan. 7	at Pittsburgh	5-34	L	49,417

	OILERS	OPP
TOTAL FIRST DOWNS	276	292
Rushing	135	120
Passing	119	144
Penalty	22	28
3rd Down: Made/Att	100/232	90/225
3rd Down Pct.	43.1	40.0
4th Down: Made/Att	--	--
4th Down Pct.	--	--
POSSESSION AVG.	29.44	30.16
TOTAL NET YARDS	4814	4914
Avg. Per Game	300.9	307.1
Total Plays	993	1021
Avg. Per Play	4.8	4.8
NET YARDS RUSHING	2476	2072
Avg. Per Game	154.8	129.5
Total Rushes	603	556
NET YARDS PASSING	2338	2842
Avg. Per Game	146.1	177.6
Sacked/Yards Lost	17/135	37/283
Gross Yards	2473	3125
Att./Comp.	373/201	428/240
Completion Pct.	53.9	56.1
Had Intercepted	17	17
PUNTS/AVERAGE	92/38.5	81/42.7
NET PUNTING AVG.	92/31.5	81/35.1
PENALTIES/YARDS	102/833	99/940
FUMBLE/BALL LOST	35/21	28/16
TOUCHDOWNS	35	34
Rushing	19	14
Passing	16	17
Returns	0	3

BY PERIODS	1	2	3	4	OTPTS
Oilers	38	80	65	100	0 283
Opponents	43	119	67	69	0 298

SCORING	TD	RU	PA	RT	PAT	FG	S	TP
Campbell	13	13	0	0	0	0	0	78
Fritsch	0	0	0	0	31/32	14/18	0	73
Carpenter	5	5	0	0	0	0	0	30
Caster	5	0	5	0	0	0	0	30
Barber	3	0	3	0	0	0	0	18
Burrough	2	0	2	0	0	0	0	12
Coleman	2	1	1	0	0	0	0	12
Renfro	2	0	2	0	0	0	0	12
Woods	2	0	2	0	0	0	0	12
T. Wilson	1	0	1	0	0	0	0	6
Oilers	35	19	16	0	31/32	14/18	0	283
Opponents	34	14	17	3	33/34	19/32	2	298

PASSING	ATT	CMP	PCT	YARDS	YDS/ATT	TD	INT	LG	SK/YDS	RATING
Pastorini	368	199	54.1	2473	6.72	16	17	80t	15/123	70.4
G. Neilsen	4	2	50.0	0	0.00	0	0	0	2/12	56.3
Burrough	1	0	0.0	0	0.00	0	0	0	0/0	39.6
Oilers	373	201	53.9	2473	6.63	16	17	80t	17/135	69.9
Opponents	428	240	56.1	3125	7.30	17	17	58t	37/283	75.9

RUSHING	NO	YDS	AVG	LG	TD
Campbell	302	1450	4.8	81t	13
T. Wilson	126	431	3.4	24	0
Carpenter	82	348	4.2	20	5
Coleman	61	188	3.1	16	1
Caster	5	32	6.4	11	0
Barber	2	14	7.0	13	0
Pastorini	18	11	0.6	11	0
Renfro	1	9	9.0	9	0
Woods	2	4	2.0	5	0
Duncan	1	0	0.0	0	0
Burrough	3	-11	-3.7	1	0
Oilers	603	2476	4.1	81t	19
Opponents	556	2072	3.7	65	14

RECEIVING	NO	YDS	AVG	LG	TD
Burrough	47	642	13.3	44	2
Barber	32	513	16.0	72t	3
Renfro	26	339	13.0	58t	2
Caster	20	316	15.8	47t	5
Coleman	19	246	12.9	33	1
Carpenter	17	150	8.8	37	0
T. Wilson	15	91	6.1	14	1
Campbell	12	48	4.0	20	0
Woods	6	96	16.0	80t	2
Rucker	2	38	19.0	22	0
Duncan	2	0	0.0	0	0
B. Johnson	1	10	10.0	10	0
Merkens	1	6	6.0	6	0
Sampson	1	-4	-4.0	-4	0
Oilers	201	2473	12.3	80t	16
Opponents	240	3125	13.0	58t	17

INTERCEPTIONS	NO	YDS	AVG	LG	TD
Alexander	5	51	10.2	29	0
Sternick	3	65	21.7	38	0
J.C. Wilson	2	10	5.0	10	0
Brazile	1	30	30.0	30	0
Stringer	1	20	20.0	20	0
Currier	1	8	8.0	8	0
Knoff	1	6	6.0	6	0
Whittington	1	6	6.0	6	0
Kiner	1	3	3.0	3	0
Reinfeldt	1	0	0.0	0	0
Oilers	17	199	11.7	38	0
Opponents	17	174	10.2	33	0

PUNTING	NO	YDS	AVG	NET	LG	B
Parsley	91	3539	38.9	31.5	6	20 59 1
Oilers	92	3539	38.5	31.5	6	20 59 1
Opponents	81	3462	42.7	35.1	10	19 65 0

PUNT RETURNS	NO	FC	YDS	AVG	LG	TD
Coleman	16	1	142	8.9	32	0
Merkens	13	1	132	10.2	42	0
Woods	9	0	82	9.1	14	0
B. Johnson	8	0	60	7.5	20	0
Southard LG	2	0	-2	-1.0	0	0
Thompson	0	2	0	--	0	0
Oilers	46	4	416	9.0	42	0
Opponents	53	20	517	9.8	82t	1

KICKOFF RETURNS	NO	YDS	AVG	LG	TD
Dirden	32	780	24.4	60	0
Poole	4	107	26.8	31	0
Davis	4	98	24.5	31	0
B. Johnson	4	73	18.3	22	0
Turner	4	69	17.3	23	0
Woods	3	59	19.7	24	0
Coleman	2	40	20.0	23	0
Duncan	2	38	19.0	21	0
Southard LG	2	47	23.5	26	0
T. Wilson	2	29	14.5	16	0
Carpenter	1	11	11.0	11	0
Oilers	58	1304	22.5	60	0
Opponents	61	1360	22.3	47	0

FIELD GOALS	1-19	20-29	30-39	40-49	50+
Fritsch	2/2	2/3	7/9	3/4	0/0
Oilers	2/2	2/3	7/9	3/4	0/0
Opponents	2/2	4/8	7/10	6/10	0/2

Fritsch: () (33G,49G) (38G,39N,19G)
 (32G,20G) (19G) (35G) (23N,43G) (39G) ()
 (30N) () (38G) (37G,43N) (22G) (43G)
Opponents: (43N,30G,48G) (50N,41G)
 (26G,19G,46N) (25G,29B) (41G,40G) ()
 (33G) (31N,30G) (45N) (52N,40G)
 (32G,34G,37G,38N,25N) () (34G,38N)
 (41G,43N,23G,24N) (23N,21G) (19G)

SACKS
 records not available
Oilers 37.0, Opponents 17.0

TACKLES (Solo, Assists, Total)
 records not available

USUAL STARTING LINEUP

- OFFENSE**
 WR Ken Burrough (00)
 LT Greg Sampson (73)
 LG George Reihner (64)
 Conway Hayman (70)
 C Carl Mauk (55)
 RG Ed Fisher (60)
 RT Conway Hayman (70)
 RE Morris Towns (76)
 TE Mike Barber (86)
 WR Mike Renfro (82)
 Rich Caster (88)
 QB Dan Pastorini (77)
RB Earl Campbell (34)
 FB Tim Wilson (45)

- DEFENSE**
 LE James Young (77)
NT Curley Culp (78)
RE Elvin Bethea (65)
 OLB Ted Washington (59)
 ILB Steve Kiner (57)
 ILB Gregg Bingham (54)
OLB Robert Brazile (52)
 LCB Willie Alexander (19)
 RCB Greg Sternick (27)
 SS Bill Currier (20)
 FS Mike Reinfeldt (37)

- SPECIALISTS**
 K Toni Fritsch (16)
 P Cliff Parsley (18)

Pro Bowl
 All-Pro

GM/Head Coach: Bum Phillips

Assistant Coaches: Ken Shipp (off. coord.), Ed Biles (def. coord.), Andy Bourgeois (off. backs), Joe Bugel (off. line), King Hill (WR), Wade Phillips (DL), Bob Gambold (DB), John Paul Young (ST)

Head Coach: O.A. "Bum" Phillips **Postseason:** 0-0 **Standings:** 2nd AFC Central

DATE	OPPONENT	SCORE	WL	ATT
Sep.18	NY JETS	20-0	W	39,488
Sep.25	at Green Bay	16-10	W	55,071
Oct. 2	at Miami	7-27	L	49,619
Oct.9	PITTSBURGH	27-10	W	49,226
Oct.16	CLEVELAND	23-24	L	47,888
Oct. 23	at Pittsburgh	10-27	L	48,517
Oct.30	at Cincinnati	10-13*	L	53,194
Nov. 6	CHICAGO	47-0	W	47,226
Nov.13	at Oakland	29-34	L	53,667
Nov.20	at Seattle	22-10	W	61,519
Nov.27	KANSAS CITY	34-20	W	42,934
Dec.4	DENVER	14-24	L	46,875
Dec.11	at Cleveland	19-15	W	30,898
Dec.18	CINCINNATI	21-16	W	46,212

	OILERS	OPP
TOTAL FIRST DOWNS	228	247
Rushing	112	103
Passing	91	124
Penalty	25	20
3rd Down: Made/Att	70/209	72/202
3rd Down Pct.	33.5	35.6
4th Down: Made/Att	--	--
4th Down Pct.	--	--
POSSESSION AVG.	29.41	30.19
TOTAL NET YARDS	3864	3957
Avg. Per Game	276.0	282.6
Total Plays	879	933
Avg. Per Play	4.4	4.2
NET YARDS RUSHING	1989	1815
Avg. Per Game	142.1	129.6
Total Rushes	509	522
NET YARDS PASSING	1875	2142
Avg. Per Game	133.9	153.0
Sacked/Yards Lost	23/232	32/289
Gross Yards	2107	2431
Att./Comp.	347/181	379/192
Completion Pct.	52.2	50.7
Had Intercepted	21	26
PUNTS/AVERAGE	79/38.4	77/40.8
NET PUNTING AVG.	79/31.8	77/32.3
PENALTIES/YARDS	106/837	97/791
FUMBLES/BALL LOST	36/17	39/28
TOUCHDOWNS	30	26
Rushing	15	11
Passing	14	12
Returns	7	3

BY PERIODS	1	2	3	4	OT	PTS
Oilers	37	111	61	90	0	299
Opponents	58	70	28	71	3	230

SCORING	TD	R	P	ATT	FG	S	TP	
Fritsch	0	0	0	0	19/22	1/6	0	55
Burrough	8	0	8	0	0	0	0	48
B. Johnson	7	1	3	3	0	0	2	42
Coleman	6	5	1	0	0	0	36	
Dempsey	0	0	0	0	8/11	4/6	0	20
Hardeman	3	2	1	0	0	0	18	
Wilson	3	3	0	0	0	0	18	
Pastorini	2	2	0	0	0/1	0/0	0	12
Alexander	1	0	0	1	0	0	6	
Barber	1	0	1	0	0	0	6	
Bingham	1	0	0	1	0	0	6	
Carpenter	1	1	0	0	0	0	6	
Hadl	1	1	0	0	0	0	6	
Moore	1	0	0	1	0	0	6	
Sternick	1	0	0	1	0	0	6	
Young	0	0	0	0	0	2	4	
Butler	0	0	0	0	2/3	0/3	0	2
Kennard	0	0	0	0	0	0	1	2
Oilers	36	15	14	7	29/36	16/25	3	299
Opponents	26	11	3	24	26/16	2/22	1	230

PASSING	ATT	CMP	PCT	YARDS	YDS/ATT	TD	INT	LG	SK/YDS	RATING
Pastorini	319	169	53.0	1987	6.23	13	18	85t	20/198	62.3
Hadl	24	11	45.8	76	3.17	0	3	18	2/26	13.9
Coleman	3	1	33.3	44	14.67	1	0	0	0/0	121.5
Burrough	1	0	0.0	0	0.00	0	0	0	0/0	39.6
B. Johnson	0	0	--	0	--	0	0	--	1/8	--
Oilers	347	181	52.2	2107	6.07	14	21	85t	23/232	59.1
Opponents	379	192	50.7	2431	6.41	12	26	49t	32/289	53.0

RUSHING	NO	YDS	AVG	LG	TD
Coleman	185	660	3.6	22	5
Carpenter	144	652	4.5	77	1
Wilson	99	343	3.5	16	3
Hardeman	42	162	3.9	18	2
B. Johnson	6	102	17.0	61t	1
Pastorini	18	39	2.2	15	2
Voight	7	20	2.9	6	0
Hadl	3	11	3.7	6t	1
Burrough	4	10	2.5	28	0
Giles	1	-10	-10.0	-10	0
Oilers	509	1989	3.9	77	15
Opponents	522	1815	3.5	40	11

RECEIVING	NO	YDS	AVG	LG	TD
Burrough	43	816	19.0	85t	8
Carpenter	23	156	6.8	27	0
Coleman	22	115	5.2	21	1
B. Johnson	20	412	20.6	71t	3
Wilson	20	107	5.4	17	0
Giles	17	147	8.6	17	0
Foster	15	208	13.9	56	0
Hardeman	11	47	4.3	9	1
Barber	9	94	10.4	23	1
Garrison	1	5	5.0	5	0
Oilers	181	2107	11.6	85t	14
Opponents	192	2431	12.7	49t	12

INTERCEPTIONS	NO	YDS	AVG	LG	TD
Reinfeldt	5	78	15.6	30	0
Alexander	3	111	37.0	95t	1
Moore	3	56	18.7	34	0
Brazile	3	40	13.3	16	0
Washington	3	26	8.7	19	0
Bingham	2	36	18.0	30	0
Currier	2	0	0.0	0	0
Culp	1	25	25.0	25	0
Stringer	1	20	20.0	20	0
Sternick	1	18	18.0	18	0
Kiner	1	17	17.0	17	0
Kirk	1	2	2.0	2	0
Oilers	26	429	16.5	95t	1
Opponents	21	253	12.0	57	1

PUNTING	NO	YDS	AVG	NET	TB	IN	LG	B
Parsley	77	3030	39.4	31.8	9	12	55	2
Oilers	79	3030	38.4	31.8	9	12	55	2
Opponents	77	3143	40.8	32.3	6	22	60	1

PUNT RETURNS	NO	FC	YDS	AVG	LG	TD
B. Johnson	35	8	539	15.4	87t	2
Sternick	1	0	0	0.0	0	0
Oilers	36	8	539	15.0	87t	2
Opponents	46	7	340	7.4	31	0

KICKOFF RETURNS	NO	YDS	AVG	LG	TD
B. Johnson	25	630	25.2	76t	1
Anderson	8	182	22.8	38	0
Voight	8	156	19.5	34	0
Wilson	2	33	16.5	18	0
Foster	1	31	31.0	31	0
Stringer	1	15	15.0	15	0
Thompson	1	9	9.0	9	0
Oilers	46	1056	23.0	76t	1
Opponents	63	1331	21.1	43	0

FIELD GOALS	1-19	20-29	30-39	40-49	50+
Fritsch	1/1	5/6	5/6	1/2	0/1
Dempsey	0/0	3/3	1/2	0/1	0/0
Butler	0/0	0/1	0/0	0/2	0/0
Oilers	1/1	8/10	6/8	1/5	0/1
Opponents	0/0	9/9	3/5	3/6	1/2

Fritsch: () (42N,32G) () (52N,27G,18G) (25G,37G,36G) (37N,46G) (27N,22G) (29G) (28G,39G,32G) () () () () ()
 Dempsey: () () () () () () () ()
 Butler: (27N,41N,41N) () () () () () () () ()
 Opponents: () (34G) (52N,41B) (27G) (30G) () (23G,39N,22G) (44N) (42G,25G) (51G) (30G,36N,26G) (42G,45N) (26G,40G) (28G,27G,24G)

SACKS
 Oilers 32.0, Opponents 23.0

TACKLES (Solo, Assists, Total)
 records not available

USUAL STARTING LINEUP

- OFFENSE**
- WR Ken Burrough (00)
 - LT Greg Sampson (73)
 - LG George Reihner (64)
 - C Carl Mauk (55)
 - RG Elbert Drungo (75)
 - RT Kevin Hunt (72)
 - TE Mike Barber (86)
 - Jimmie Giles (88)
 - WR Eddie Foster (89)
 - QB Dan Pastorini (7)
 - RB Ronnie Coleman (47)
 - FB Tim Wilson (45)
 - Rob Carpenter (26)

- DEFENSE**
- LE James Young (77)
 - Ken Kennard (71)
 - NT Curley Culp (78)
 - RE Elvin Bethea (65)
 - OLB Ted Washington (59)
 - ILB Steve Kiner (57)
 - ILB Gregg Bingham (54)
 - OLB Robert Brazile (52)
 - LCB Willie Alexander (19)
 - RCB Zeke Moore (22)
 - SS Bill Currier (20)
 - FS Mike Reinfeldt (37)

- SPECIALISTS**
- K Toni Fritsch (16)
 - P Cliff Parsley (18)

ADDITIONAL PRO BOWL / ALL-PRO
KR Billy Johnson (84)

Pro Bowl
 All-Pro

GM/Head Coach: Bum Phillips
Asst. Coaches: Ken Shipp (off. coord.), Ed Biles (def. coord.), Andy Bourgeois (off. backs), Joe Bugel (off. line), King Hill (WR), Richie Petitbon (DB), Wade Phillips (DL)

1976 SEASON (5-9)

Head Coach: O.A. "Bum" Phillips

Postseason: 0-0

Standings: 4th AFC Central

DATE	OPPONENT	SCORE	WL	ATT
Sep. 12	TAMPA BAY	20-0	W	42,228
Sep. 19	at Buffalo	13-3	W	61,364
Sep. 26	OAKLAND	13-14	L	42,338
Oct. 3	at New Orleans	31-26	W	51,973
Oct. 10	DENVER	17-3	W	47,928
Oct. 17	at San Diego	27-30	L	31,565
Oct. 24	CINCINNATI	7-27	L	45,499
Nov. 1	at Baltimore	14-38	L	60,020
Nov. 7	CLEVELAND	7-21	L	39,828
Nov. 14	at Cincinnati	27-31	L	53,243
Nov. 21	at Pittsburgh	16-32	L	47,947
Nov. 28	ATLANTA	20-14	W	25,838
Dec. 5	at Cleveland	10-13	L	56,025
Dec. 11	PITTSBURGH	0-21	L	44,743

	OILERS	OPP
TOTAL FIRST DOWNS	199	226
Rushing	71	117
Passing	110	90
Penalty	18	19
3rd Down: Made/Att	65/210	77/220
3rd Down Pct.	31.0	35.0
4th Down: Made/Att	--	2/2
4th Down Pct.	--	100.0
POSSESSION AVG.	25.43	30.00
TOTAL NET YARDS	3570	3987
Avg. Per Game	255.0	284.8
Total Plays	878	935
Avg. Per Play	4.1	4.3
NET YARDS RUSHING	1498	2072
Avg. Per Game	107.0	148.0
Total Rushes	416	540
NET YARDS PASSING	2072	1915
Avg. Per Game	148.0	136.8
Sacked/Yards Lost	39/357	50/344
Gross Yards	2429	2259
Att./Comp.	423/227	345/173
Completion Pct.	53.7	50.1
Had Intercepted	19	11
PUNTS/AVERAGE	100/35.3	96/38.7
NET PUNTING AVG.	100/27.9	96/31.8
PENALTIES/YARDS	99/776	107/963
FUMBLES/BALL LOST	25/14	33/17
TOUCHDOWNS	25	31
Rushing	6	13
Passing	17	17
Returns	2	1

BY PERIODS	1	2	3	4	OT PTS
Oilers	22	57	54	89	0 222
Opponents	35	79	64	95	0 273

SCORING	TD	RU	PA	RT	PAT	FG	S	TP
Butler	0	0	0	0	24/24	16/27	0	72
Burrough	7	0	7	0	0	0	0	42
Coleman	6	2	3	1	0	0	0	36
B. Johnson	4	0	4	0	0	0	0	24
Willis	3	2	1	0	0	0	0	18
Alston	1	0	1	0	0	0	0	6
Dawkins	1	1	0	0	0	0	0	6
Hardeman	1	1	0	0	0	0	0	6
Sawyer	1	0	1	0	0	0	0	6
Whittington	1	0	0	1	0	0	0	6
Oilers	25	6	17	2	24/24	16/27	0	222
Opponents	31	13	17	1	29/31	18/29	2	273

PASSING	ATT	CMP	PCT	YARDS	YDS/ATT	TD	INT	LG	SK/YDS	RATING
Pastorini	309	167	54.0	1795	5.81	10	67	24/234		68.6
Hadl	113	60	53.1	634	5.61	7	8	69t	15/123	60.9
Coleman	1	0	0.0	0	0.00	0	1	0	0/0	0.0
Oilers	423	227	53.7	2429	5.74	17	19	69t	39/357	65.4
Opponents	345	173	50.1	2259	6.55	17	11	81t	50/344	74.3

RUSHING	NO	YDS	AVG	LG	TD
Coleman	171	684	4.0	39	2
Willis	148	542	3.7	44	2
Hardeman	32	114	3.6	21	1
Dawkins	31	61	2.0	7	1
Pastorini	11	45	4.1	11	0
Burrough	3	22	7.3	12	0
Hadl	7	11	1.6	8	0
Taylor	5	11	2.2	8	0
Hoopes LG	2	10	5.0	10	0
B. Johnson	6	6	1.0	10	0
Baker TM	1	2	2.0	2	0
Butler	1	0	0	0	0
Oilers	416	1498	3.6	44	6
Opponents	540	2072	3.8	69t	13

RECEIVING	NO	YDS	AVG	LG	TD
Burrough	51	932	18.3	69t	7
B. Johnson	47	495	10.5	40t	4
Coleman	40	247	6.2	19	3
Willis	32	255	8.0	42	1
Alston	19	174	9.2	29	1
Sawyer	18	208	11.6	53	1
Hardeman	7	25	3.6	11	0
Thomas	4	15	3.8	14	0
Baker	3	32	10.7	14	0
Dawkins	3	21	7.0	14	0
Taylor	2	15	7.5	8	0
Stemrick	1	10	10.0	10	0
Oilers	227	2429	10.7	69t	17
Opponents	173	2259	13.1	81t	17

INTERCEPTIONS	NO	YDS	AVG	LG	TD
Whittington	5	103	20.6	50	0
Bingham	2	18	9.0	15	0
Moore	1	28	28.0	28	0
Reinfeldt	1	19	19.0	19	0
Brazile	1	8	8.0	8	0
Stemrick	1	0	0.0	0	0
Oilers	11	176	16.0	50	0
Opponents	19	197	10.4	39	0

PUNTING	NO	YDS	AVG	NET	TB	IN	LG	B
Pastorini	70	2571	36.7	28.3	4	12	74	0
Hoopes LG	49	1849	37.7	25.6	7	8	57	2
Hoopes TM	7	221	31.6	27.9	0	0	38	1
Butler	11	370	33.6	25.6	0	0	39	0
Clark	10	335	33.5	27.3	0	0	47	0
Sawyer	1	32	32.0	35.0	0	1	32	0
Oilers	100	3529	35.3	27.9	4	13	74	1
Opponents	96	3717	38.7	31.8	8	13	78	1

PUNT RETURNS	NO	FC	YDS	AVG	LG	TD
B. Johnson	38	9	403	10.6	46	0
Coleman	7	2	91	13.0	69t	1
Whittington	3	0	10	3.3	7	0
Moore	0	1	0	0.0	0	0
Oilers	48	12	504	10.5	69t	1
Opponents	60	13	659	11.0	67	0

KICKOFF RETURNS	NO	YDS	AVG	LG	TD
B. Johnson	26	579	22.3	53	0
Taylor	15	302	20.1	32	0
A. Johnson	8	150	18.8	25	0
Hardeman	7	171	24.4	40	0
Baker TM	1	15	15.0	15	0
Beirne	1	12	12.0	12	0
Oilers	58	1229	21.2	53	0
Opponents	53	1125	21.2	41	0

FIELD GOALS	1-19	20-29	30-39	40-49	50+
Butler	1/1	4/4	7/10	3/8	1/4
Oilers	1/1	4/4	7/10	3/8	1/4
Opponents	1/1	7/8	6/9	3/9	1/2

Butler: (33G,45N,44G) (54G,44B,28G) (22G,40G,46N,55N) (31G) (44N,18G,36N) (31G,50N,36G) (1) (44N) (36N) (39G,29G) (43G) (22G,32N,32G) (31G) (55N)
Opponents: (39N) (50N,27G,27N) (42N) (20G,26G,43G,26G) (31G,49N) (30G) (34G,46N,28G) (45N,25G) (30G,40G) (50G) (37G,36N,35G,18G) (47N) (29G,46G,41N) (39N)

SACKS
Oilers 50.0, Opponents 39.0

TACKLES (Solo, Assists, Total)
records not available

USUAL STARTING LINEUP

OFFENSE
WR Ken Burrough (00)
LT Greg Sampson (73)
C Kevin Hunt (72)
LG Conway Hayman (70)
C Carl Mauck (55)
RG Ed Fisher (60)
RT Elbert Drungo (75)
TE Mack Alston (82)
WR Billy Johnson (84)
QB Dan Pastorini (7)
John Hadl (21)
RB Ronnie Coleman (47)
FB Fred Willis (44)

DEFENSE
LE Tody Smith (85)
Al Burton (68)
NT Curley Culp (78)
RE Elvin Bethea (65)
OLB Ted Washington (59)
ILB Steve Kiner (57)
ILB Greg Bingham (54)
OLB Robert Brazile (52)
LCB Willie Alexander (19)
RCB Zeke Moore (22)
SS Mike Reinfeldt (37)
FS C.L. Whittington (38)

SPECIALISTS
K Skip Butler (2)
P Dan Pastorini (7)

Pro Bowl

GM/Head Coach: Bum Phillips

Asst. Coaches: King Hill (off. coord./QB), Ed Biles (def. coord.), Andy Bourgeois (off. backs), Ken McCullough (OL), Richie Petitbon (DB), Wade Phillips (LB), Fran Polsfoot (WR), George Rice (DL), Walt Schlinkman (ST)

Head Coach: O.A. "Bum" Phillips

Postseason: 0-0

Standings: 3rd AFC Central

DATE	OPPONENT	SCORE	WL	ATT
Sep.21	at New England	7-0	W	51,934
Sep.28	SAN DIEGO	33-17	W	33,765
Oct. 5	CINCINNATI	19-21	L	42,412
Oct.12	at Cleveland	40-10	W	46,531
Oct. 19	WASHINGTON	13-10	W	49,566
Oct.26	DETROIT	24-8	W	46,904
Nov. 2	at Kansas City	17-13	W	62,989
Nov. 9	at Pittsburgh	17-24	L	49,460
Nov.16	MIAMI	20-19	W	48,892
Nov.24	PITTSBURGH	9-32	L	49,947
Nov.30	at Cincinnati	19-23	L	46,128
Dec. 7	at San Francisco	27-13	W	44,015
Dec.14	at Oakland	27-26	W	50,719
Dec. 21	Cleveland	21-10	W	43,770

	OILERS	OPP
TOTAL FIRST DOWNS	234	264
Rushing	121	104
Passing	90	137
Penalty	23	23
3rd Down: Made/Att	72/203	78/205
3rd Down Pct.	35.5	38.0
4th Down: Made/Att	--	--
4th Down Pct.	--	--
POSSESSION AVG.	34:17	21:26
TOTAL NET YARDS	3937	4137
Avg. Per Game	281.2	295.5
Total Plays	900	952
Avg. Per Play	4.4	4.3
NET YARDS RUSHING	2068	1680
Avg. Per Game	147.7	120.0
Total Rushes	526	498
NET YARDS PASSING	1869	2457
Avg. Per Game	133.5	175.5
Sacked/Yards Lost	27/230	45/343
Gross Yards	2099	2800
Att./Comp.	347/165	409/235
Completion Pct.	47.6	57.5
Had Intercepted	17	24
PUNTS/AVERAGE	74/39.3	73/41.0
NET PUNTING AVG.	74/32.3	73/30.5
PENALTIES/YARDS	100/849	90/871
FUMBLES/BALL LOST	28/17	38/19
TOUCHDOWNS	34	27
Rushing	14	13
Passing	14	14
Returns	6	0

BY PERIODS	1	2	3	4	OT PTS
Oilers	49	84	81	79	0 293
Opponents	37	100	25	64	0 226

SCORING	TD	RU	PA	RT	PAT	FG	S	TP
Butler	0	0	0	0	0	31/34	18/30	0 85
Burrough	8	0	8	0	0	0	0	0 48
Coleman	5	5	0	0	0	0	0	0 30
Hardeman	5	5	0	0	0	0	0	0 30
Johnson	5	0	1	4	0	0	0	0 30
Alston	4	0	4	0	0	0	0	0 24
Willis	2	2	0	0	0	0	0	0 12
Rodgers	1	1	0	0	0	0	0	1 8
Culp	1	0	0	1	0	0	0	0 6
Germany	1	0	0	1	0	0	0	0 6
Pastorini	1	1	0	0	0	0	0	0 6
Sawyer	1	0	1	0	0	0	0	0 6
Bethea	0	0	0	0	0	0	0	1 2
Oilers	34	14	14	6	31/34	18/30	2 293	
Opponents	27	13	14	0	21/27	13/23	2 226	

PASSING	ATT	CMP	PCT	YARDS	YDS/ATT	TD	INT	LG	SK/YDS	RATING
Pastorini	342	163	47.7	2053	6.00	14	16	77t	24/210	61.0
Dickey	4	2	50.0	46	11.50	0	1	28	3/20	52.1
Coleman	1	0	0.0	0	0.00	0	0	0	0/0	39.6
Oilers	347	165	47.6	2099	6.05	14	17	77t	27/230	59.9
Opponents	409	235	57.5	2800	6.85	14	24	64	45/343	65.4

RUSHING	NO	YDS	AVG	LG	TD
Coleman	175	790	4.5	46t	5
Hardeman	166	648	3.9	39	5
Willis	118	420	3.6	23	2
Pastorini	23	97	4.2	19	1
Rodgers	18	55	3.1	8	1
Holmes	19	42	2.2	11	0
Johnson	5	17	3.4	19	0
Dickey	1	3	3.0	3	0
Edwards	1	-4	-4.0	-4	0
Oilers	526	2068	3.9	46t	14
Opponents	498	1680	3.4	36	13

RECEIVING	NO	YDS	AVG	LG	TD
Burrough	53	1063	20.1	77t	8
Johnson	37	393	10.6	30	1
Willis	20	104	5.2	20	0
Alston	18	165	9.2	26	4
Coleman	18	129	7.2	24	0
Sawyer	7	144	20.6	51	1
Hardeman	5	10	2.0	9	0
Edwards	2	22	11.0	18	0
Hawkins	1	32	32.0	32	0
Beirne	1	15	15.0	15	0
Frazier	1	9	9.0	9	0
Parks	1	8	8.0	8	0
Holmes	1	5	5.0	5	0
Oilers	165	2099	12.7	77t	14
Opponents	235	2800	11.9	64	14

INTERCEPTIONS	NO	YDS	AVG	LG	TD
Moore	5	137	27.4	74	0
Atkins	4	133	33.3	70	0
Bingham	4	57	14.3	26	0
Alexander	3	41	13.7	32	0
Washington	3	30	10.0	23	0
Germany	2	15	7.5	15	0
Kiner	2	7	3.5	7	0
Whittington	1	5	5.0	5	0
Oilers	24	425	17.7	74	0
Opponents	17	186	10.9	47	0

PUNTING	NO	YDS	AVG	NET	TB	IN	LG	B
Pastorini	62	2447	39.5	33.2	7	0	68	0
Beverly	12	459	38.3	27.7	1	0	45	0
Oilers	74	2906	39.3	32.3	8	0	68	0
Opponents	73	2990	41.0	30.5	7	0	62	1

PUNT RETURNS	NO	FC	YDS	AVG	LG	TD
Johnson	40	1	612	15.3	83t	3
Cotney	2	1	8	4.0	5	0
Coleman	1	0	0	0.0	0	0
Oilers	43	2	620	14.4	83t	3
Opponents	47	6	356	7.6	52	0

KICKOFF RETURNS	NO	YDS	AVG	LG	TD
Johnson	33	798	24.2	81t	1
Cotney	10	189	18.9	28	0
Coleman	8	149	18.6	27	0
Rodgers	1	13	13.0	13	0
Thompson	1	-5	-5.0	-5	0
Whittington	1	0	0.0	0	0
Oilers	54	1144	21.2	81t	1
Opponents	61	1355	22.2	52	0

FIELD GOALS	1-19	20-29	30-39	40-49	50+
Butler	0/0	8/9	4/8	6/12	0/1
Oilers	0/0	8/9	4/8	6/12	0/1
Opponents	0/0	2/3	8/10	3/6	0/4

Butler: (36N) (29G,24N,48N,38G) (37G) (43N,46G,33G,25G,21G,50N) (39N) (42G,37N) (43N,44G,46N) (48N,48G) (43G,25G) (44N,27G) (22G) (27G,30B,30G) (23G,47G) ()
Opponents: (44N,46N) (53N,29G) () (39G) (32G,47N) (34G,37G,36B) (37G,37G) (22G,39N) () (30G) (33G) (42G,51N,41G,50N) (27N) (51N,42G)

SACKS
Oilers 45.0, Opponents 27.0

TACKLES (Solo, Assists, Total)
 records not available

USUAL STARTING LINEUP

- OFFENSE**
- WR **Ken Burrough (00)**
 - LT Greg Sampson (73)
 - LG Ron Saul (64)
 - C Carl Mauck (55)
 - RG Ed Fisher (60)
 - RT Elbert Drungo (75)
 - TE Mack Alston (82)
 - WR **Billy Johnson (84)**
 - QB **Dan Pastorini (7)**
 - RB Ronnie Coleman (47)
 - FB Dan Hardeman (30)
- DEFENSE**
- LE Tody Smith (85)
 - NT **Curley Culp (78)**
 - RE **Elvin Bethea (65)**
 - OLB Ted Washington (59)
 - ILB Steve Kiner (57)
 - ILB Gregg Bingham (54)
 - OLB Robert Brazile (52)
 - CLB Willie Alexander (19)
 - RCB Zeke Moore (22)
 - SS Willie Germany (29)
 - FS Bob Atkins (48)
 - C.L. Whittington (38)

- SPECIALISTS**
- K Skip Butler (2)
 - P Dan Pastorini (7)

Pro Bowl
 All-Pro

GM/Head Coach: Bum Phillips
Asst. Coaches: King Hill (off. coord./QB), Ed Biles (def. coord.), Sam Boghosian (OL), Andy Bourgeois (off. backs), Larry Peccatiello (LB), Richie Petitbon (DB), Fran Polsoft (WR), George Rice (DL), Joe Woolley (ST)

1974 SEASON (7-7)

Head Coach: Sid Gillman

Postseason: 0-0

Standings: 2nd AFC Central (tied)

DATE	OPPONENT	SCORE	WL	ATT
Sep.15	SAN DIEGO	21-14	W	25,317
Sep. 22	at Cleveland	7-20	L	55,242
Sep. 29	KANSAS CITY	7-17	L	28,538
Oct. 6	PITTSBURGH	7-13	L	30,049
Oct. 13	at Minnesota	10-51	L	48,006
Oct. 20	ST. LOUIS	27-31	L	26,371
Oct. 27	at Cincinnati	34-21	W	55,434
Nov. 3	at NY Jets	27-22	W	47,218
Nov.10	at Buffalo	21-9	W	79,144
Nov.17	CINCINNATI	20-3	W	44,054
Nov. 24	DALLAS	0-10	L	49,775
Dec. 1	at Pittsburgh	13-10	W	41,195
Dec. 8	at Denver	14-37	L	46,942
Dec.15	CLEVELAND	28-24	W	33,299

	OILERS	OPP
TOTAL FIRST DOWNS	200	268
Rushing	76	124
Passing	103	129
Penalty	21	15
3rd Down: Made/Att	44/147	52/151
3rd Down Pct.	29.9	34.4
4th Down: Made/Att	1/1	1/2
4th Down Pct.	100.0	50.0
POSSESSION AVG.	36:26	23:34
TOTAL NET YARDS	3338	4425
Avg. Per Game	238.4	316.1
Total Plays	817	919
Avg. Per Play	4.1	4.8
NET YARDS RUSHING	1361	2050
Avg. Per Game	97.2	146.4
Total Rushes	421	474
NET YARDS PASSING	1977	2375
Avg. Per Game	141.2	169.6
Sacked/Yards Lost	33/298	40/349
Gross Yards	2275	2724
Att./Comp.	363/203	405/231
Completion Pct.	55.9	57.0
Had Intercepted	19	21
PUNTS/AVERAGE	79/39.2	70/39.1
NET PUNTING AVG.	79/32.4	70/30.0
PENALTIES/YARDS	90/749	94/872
FUMBLES/BALL LOST	26/14	26/15
TOUCHDOWNS	30	34
Rushing	16	15
Passing	12	19
Returns	2	0

BY PERIODS	1	2	3	4	OTPTS
Oilers	72	37	62	65	0 236
Opponents	66	81	55	80	0 282

SCORING	TDR	PA	RT	PAT	FG	S	TP
Butler	0	0	0	0	29/29	9/19	0 56
Amudson	5	4	1	0	0	0	30
Rodgers	5	5	0	0	0	0	30
Willis	4	3	1	0	0	0	24
Alston	3	0	3	0	0	0	18
B. Johnson	3	1	2	0	0	0	18
Burrough	2	0	2	0	0	0	12
V. Washington	2	0	0	0	0	0	12
Betha	1	0	0	0	0	0	6
Coleman	1	1	0	0	0	0	6
Montgomery	1	0	1	0	0	0	6
Moore	1	0	1	0	0	0	6
Parks	1	0	1	0	0	0	6
Queen	1	0	1	0	0	0	6
Oilers	30	16	12	2	29/29	9/19	0 236
Opponents	34	15	19	0	30/34	16/23	0 282

PASSING	ATT	CMP	PCT	YARDS	YDS/ATT	TD	INT	LG	SK/YDS	RATING
Pastorini	247	140	56.7	1571	6.36	10	10	65	23/225	72.4
Dickey	113	63	55.8	704	6.23	2	8	59	10/73	50.9
Coleman	2	0	0.0	0	0	0	0	0	0/0	39.6
Amudson	1	0	0.0	0	0	0	1	0	0/0	0.0
Oilers	363	203	55.9	2275	6.27	12	19	65	33/298	64.0
Opponents	405	231	57.0	2724	6.73	19	21	80t	40/349	71.7

RUSHING	NO	YDS	AVG	LG	TD
Rodgers	122	413	3.4	20t	5
V. Washington	74	281	3.8	23	2
Willis	74	239	3.2	18	3
Coleman	52	193	3.7	37	1
Amudson	59	138	2.3	11	4
B. Johnson	5	82	16.4	47t	1
Dickey	3	7	2.3	7	0
Queen	2	7	3.5	4	0
Gresham	3	6	2.0	3	0
Beverly	1	4	4.0	4	0
Burrough	1	0	0.0	0	0
Alston	1	-3	-3.0	-3	0
Pastorini	24	-6	-3	7	0
Oilers	421	1361	3.2	47t	16
Opponents	474	2050	4.3	53	15

RECEIVING	NO	YDS	AVG	LG	TD
Burrough	36	492	13.7	51	2
B. Johnson	29	388	13.4	44	2
Willis	25	130	5.2	21	1
Rodgers	24	153	6.4	24	0
Parks	20	330	16.5	59	1
Amudson	18	152	8.4	29	1
Alston	17	249	14.6	33	3
V. Washington	13	92	7.1	15	0
Montgomery	9	179	19.9	65	1
Coleman	4	9	2.3	7	0
Broadnax	3	69	23.0	42	0
Gresham	3	19	6.3	9	0
Wells	1	9	9.0	9	0
Queen	1	4	4.0	4t	1
Oilers	203	2275	11.2	65	12
Opponents	231	2724	11.8	80t	19

INTERCEPTIONS	NO	YDS	AVG	LG	TD
Atkins	6	85	14.2	36	0
Bingham	4	36	9.0	18	0
Alexander	2	56	28.0	29	0
Moore	2	38	19.0	22t	1
Maxwell	2	30	15.0	15	0
Benson	2	0	0.0	5	0
Kiner	1	34	34.0	34	0
T. Smith	1	34	34.0	34	0
Severson	1	0	0.0	0	0
Oilers	21	313	14.9	36	1
Opponents	19	238	12.5	33	0

PUNTING	NO	YDS	AVG	NET	TB	IN	LG	B
Beverly	79	3100	39.2	32.4	2	0	69	0
Oilers	79	3100	39.2	32.4	2	0	69	0
Opponents	70	2738	39.1	30.0	7	0	64	1

PUNT RETURNS	NO	FC	YDS	AVG	LG	TD
B. Johnson	30	3	409	13.6	49	0
Severson	11	2	86	7.8	24	0
Oilers	41	5	495	12.1	49	0
Opponents	56	10	500	8.9	42	0

KICKOFF RETURNS	NO	YDS	AVG	LG	TD
B. Johnson	29	785	27.1	67	0
Gresham	9	180	20.0	40	0
V. Washington	7	177	25.3	40	0
Severson	6	108	18.0	28	0
Coleman	3	91	30.3	39	0
Whittington	3	37	12.3	19	0
Amudson	2	17	8.5	13	0
A. Johnson	1	14	14.0	14	0
Jones	1	0	0.0	0	0
Saul	1	10	10.0	10	0
Oilers	62	1419	22.9	67	0
Opponents	51	1111	21.8	61	0

GOALS	1-19	20-29	30-39	40-49	50+
Butler	0/0	4/7	2/4	3/7	0/1
Oilers	0/0	4/7	2/4	3/7	0/1
Opponents	0/0	7/7	5/7	4/9	0/0

Butler: (47N,37N,28N) () (26B) (26N)
 (29G,43N) (28G,24G) (21G,34G) (46N,45G,
 46N,46G) () () (39N) (42G,34G) (50N) ()
 Opponents: (48N,39N,40N) (27G,41G)
 (35G) (37G,27G) (42G,32N) (25G) () (35G)
 (32G,28G,48N,22G) (28G,46N) (25G) (44G)
 (43G,45N) (37G)

SACKS
 Oilers 40.0, Opponents 33.0

TACKLES (Solo, Assists, Total)
 records not available

USUAL STARTING LINEUP

OFFENSE

WR Ken Burrough (00)
 LT Greg Sampson (73)
 LG Harris Jones (61)
 Ron Saul (64)
 C Sid Smith (77)
 Fred Hoaglin (53)
 RG Brian Goodman (68)
 RT Elbert Drungo (75)
 TE Mack Alston (82)
 WR Billy Parks (20)
 QB Dan Pastorini (7)
 Lynn Dickey (10)
 RB Vic Washington (23)
 Fred Willis (34)
 FB Willie Rodgers (34)

DEFENSE

LE Tody Smith (85)
 LT Curley Culp (78)
 RT **Elvin Betha (65)**
 RE Al Cowlings (76)
 Duane Benson (52)
 LLB Gregg Bingham (54)
 MLB Steve Kiner (57)
 RLB Ted Washington (59)
 LCB Willie Alexander (19)
 RCB Zeke Moore (22)
 SS Al Johnson (25)
 FS Bob Atkins (48)

SPECIALISTS

K Skip Butler (2)
 P David Beverly (4)

Pro Bowl

GM/Head Coach: Sid Gillman
 Asst. Coaches: Bum Phillips (def. coord./DL), Ed Biles (def. asst.), Sam Boghosian (ST), Andy Bourgeois (off. backs), Lew Carpenter (WR), King Hill (QB), Joe Madro (OL), Jerry Meins (strength), Larry Peccatiello (LB), Richie Petitbon (DB), Joe Woolley (off. asst.)

Head Coach: Bill Peterman (5 games) Postseason: 0-0
Sid Gillman (Last 9 games)

Standings: 4th AFC Central

DATE	OPPONENT	SCORE	WL	ATT	RUSHING	NO	YDS	AVG	LG	TD	FIELD GOALS	1-19	20-29	30-39	40-49	50+								
Sep. 16	at NY Giants	14-34	L	57,979	Willis	171	579	3.4	25	4	Butler	4/4	2/2	6/8	3/8	0/2								
Sep. 23	at Cincinnati	10-24	L	51,823	Gresham	104	400	3.8	52	2	Oilers	4/4	2/2	6/8	3/8	0/2								
Sep. 30	PITTSBURGH	7-36	L	39,331	Robinson	34	151	4.4	22	2	Opponents	5/5	6/8	6/11	8/15	0/3								
Oct. 7	LA RAMS	26-31	L	34,875	Pastorini	31	102	3.3	17	0	Butler: () (31N, 51N, 38G) () (8G, 35G, 37G, 36G)													
Oct. 14	DENVER	20-48	L	32,801	Amundson	15	56	3.7	10	0	(8G, 35G, 37G, 36G) (20G, 49G) (9G, 31G) ()													
Oct. 21	at Cleveland	13-42	L	61,146	Thomas	10	39	3.9	17	0	(47N, 38G) (45N, 36N, 27G, 46G) () (43B)													
Oct. 28	at Chicago	14-35	L	43,755	Burrough	5	38	7.6	34	1	(44B, 51N, 44G, 16G) () (43N, 18G)													
Nov. 4	at Baltimore	31-27	W	52,707	Alston	1	13	13.0	13	0	Opponents: (40N, 48N, 44G, 11G) (39N, 51N, 27G)													
Nov. 11	CLEVELAND	13-23	L	37,230	Dickey	6	9	1.5	6	0	(37B, 20G, 47G, 26G) (26N, 17G) (32G, 12G) (36N)													
Nov. 18	at Kansas City	14-38	L	68,444	Jolley	7	6	0.9	3	0	(42N, 37N) (50N, 38N, 22G, 36G) (47N, 41N, 30G,													
Nov. 25	NEW ENGLAND	0-32	L	27,344	Hinton	1	-2	-2.0	-2	0	22G, 45G) (38G) (26N, 51N, 48G, 36G, 46G) (9G)													
Dec. 2	OAKLAND	6-17	L	25,801	A. Johnson	1	-3	-3.0	-3	0	(44N, 45N, 49G, 31G, 20G, 42G) (11G, 40G)													
Dec. 9	at Pittsburgh	7-33	L	38,004	Oilers	386	1388	3.6	52	9														
Dec. 16	CINCINNATI	24-27	L	21,955	Opponents	576	2410	4.2	53†	19														
OILERS					RECEIVING					SACKS														
TOTAL FIRST DOWNS	193	274	Willis					57	371	6.5	50	Butler												
Rushing	89	138	B. Parks					43	581	13.5	66†	Oilers												
Passing	93	114	Burrough					43	577	13.4	49†	Opponents												
Penalty	11	22	Gresham					28	244	8.7	62†	TACKLES (Solo, Assists, Total)												
3rd Down: Made/Att	48/162	77/175	Alston					19	195	10.3	39†	records not available												
3rd Down Pct.	29.6	44.0	Alston					13	202	15.5	34†													
4th Down: Made/Att	0/3	1/2	Amundson					7	60	8.6	18													
4th Down Pct.	0.0	50.0	Robinson					7	46	6.6	19													
POSSESSION AVG.	42:51	17:09	Jolley					3	56	18.7	48													
TOTAL NET YARDS	3307	4647	D. Parks					3	31	10.3	12													
Avg. Per Game	236.2	331.9	Thomas					1	4	4.0	4													
Total Plays	840	929	McNeil					1	3	3.0	3													
Avg. Per Play	3.9	5.0	Oilers					225	2370	10.5	66†													
NET YARDS RUSHING	1388	2410	Opponents					178	2466	13.9	77†													
Avg. Per Game	99.1	172.1	INTERCEPTIONS					NO	YDS	AVG	LG	TD												
Total Rushes	386	576	Roberts					4	55	13.8	27													
NET YARDS PASSING	1919	2237	Severson					4	24	6.0	19													
Avg. Per Game	137.1	159.8	Alexander					3	3	1.0	3													
Sacked/Yards Lost	43/451	27/229	Blahak					2	120	60.0	87													
Gross Yards	2370	2466	Charles					2	74	37.0	39													
Att./Comp.	411/225	326/178	Bingham					2	22	11.0	18													
Completion Pct.	54.7	54.6	Oilers					17	298	17.5	87													
Had Intercepted	27	17	Opponents					27	357	13.2	86†													
PUNTS/AVERAGE	85/38.8	62/39.6	PUNTING					NO	YDS	AVG	NET	TB	IN	LG	B									
NET PUNTING AVG.	85/33.8	62/33.4	Butler					36	1344	37.3	34.3	1	0	55										
PENALTIES/YARDS	95/880	90/811	Pastorini					27	1087	40.3	34.4	1	0	59										
FUMBLES/BALL LOST	43/25	29/10	Green					22	868	39.5	32.5	2	0	61										
TOUCHDOWNS	22	53	Oilers					85	3299	38.8	33.8	4	0	61										
Rushing	9	19	Opponents					62	2457	39.6	33.4	8	0	72										
Passing	11	26	PUNT RETURNS					NO	FC	YDS	AVG	LG	TD											
Returns	2	8	Severson					16	2	126	7.9	74	0											
			Haymond					14	6	101	7.2	44	0											
BY PERIODS	1	2	3	4	OT	PTS	Oilers					30	8	227	7.6	74	0							
Oilers	37	50	50	62	0	199	Opponents					44	16	343	7.8	46	0							
Opponents	87	138	101	121	0	447	KICKOFF RETURNS					NO	YDS	AVG	LG	TD								
SCORING	TD	RU	PA	RT	PAT	FG	S	TP	Haymond					28	703	25.1	47	0						
Butler	0	0	0	0	21	211	5/24	0	66	Gresham					27	723	26.8	103†	1					
Willis	5	4	1	0	0	0	30	0	30	Hinton					8	141	17.6	30	0					
Alston	4	0	4	0	0	0	24	0	24	Eaglin					3	76	25.3	39	0					
Gresham	4	2	1	1	0	0	24	0	24	Fanucci					3	40	13.3	14	0					
Burrough	3	1	2	0	0	0	18	0	18	Blahak					2	41	20.5	23	0					
Robinson	2	2	0	0	0	0	12	0	12	Jolley					2	41	20.5	21	0					
Eaglin	1	0	0	1	0	0	6	0	6	Rice TM					2	17	8.5	9	0					
Hinton	1	0	0	1	0	0	6	0	6	Severson					1	17	17.0	17	0					
D. Parks	1	0	1	0	0	0	6	0	6	Oilers					76	1799	23.7	103†	1					
B. Parks	1	0	1	0	0	0	6	0	6	Opponents					37	811	21.9	95†	1					
Dickey	0	0	0	0	0	1	0	0	1															
Oilers	22	9	11	2	21	211	5/24	0	199															
Opponents	53	19	26	8	52	53	25/42	1	447															
PASSING	ATT	CMP	PCT	YARDS	YDS/ATT	TD	INT	LG	SK/YDS	RATING														
Pastorini	290	154	53.1	1482	5.11	5	17	50	30/313	49.0														
Dickey	120	71	59.2	888	7.40	6	10	66†	13/138	64.2														
Willis	1	0	0.0	0	0.0	0	0	0	0	39.6														
Oilers	411	225	54.7	2370	5.77	11	27	66†	43/451	53.3														
Opponents	326	178	54.6	2466	7.56	26	17	77†	27/229	84.0														
<p>ASST. COACHES: Bruce Beatty (DL), Andy Bourgeois (ST), Garland Boyette (special assignments), Lew Carpenter (WR), Earnel Durden (off. backs), King Hill (QB), Joe Madro (OL), Burnie Miller (DB), Larry Peccatiello (LB)</p>																								
<p>SPECIALISTS</p> <p>K Skip Butler (2)</p> <p>P Skip Butler (2)</p> <p>Dan Pastorini (7)</p> <p>Pro Bowl</p>																								

Head Coach: Ed Hughes

Postseason: 0-0

Standings: 3rd AFC Central

DATE	OPPONENT	SCORE	WL	ATT
Sep.19	at Cleveland	0-31	L	73,387
Sep. 26	KANSAS CITY	16-20	L	46,498
Oct. 3	NEW ORLEANS	13-13	T	47,966
Oct. 10	at Washington	13-22	L	55,041
Oct.17	DETROIT	7-31	L	45,885
Oct. 24	at Pittsburgh	16-23	L	45,872
Oct. 31	CINCINNATI	10-6	W	37,947
Nov. 7	at New England	20-28	L	53,155
Nov. 14	at Oakland	21-41	L	54,705
Nov. 21	at Cincinnati	13-28	L	59,390
Nov.28	CLEVELAND	24-37	L	37,921
Dec. 5	PITTSBURGH	29-3	W	37,778
Dec. 12	at Buffalo	20-14	W	28,107
Dec. 19	SAN DIEGO	49-33	W	35,959

	OILERS	OPP
TOTAL FIRST DOWNS	201	237
Rushing	62	117
Passing	117	97
Penalty	22	23
3rd Down: Made/Att	52/177	65/194
3rd Down Pct.	29.4	33.5
4th Down: Made/Att	2/4	2/4
4th Down Pct.	50.0	50.0
POSSESSION AVG.	30.00	30.00
TOTAL NET YARDS	3515	3795
Avg. Per Game	251.1	271.1
Total Plays	815	880
Avg. Per Play	4.3	4.3
NET YARDS RUSHING	1106	1723
Avg. Per Game	79.0	123.1
Total Rushes	361	489
NET YARDS PASSING	2409	2072
Avg. Per Game	172.1	148.0
Sacked/Yards Lost	31/234	37/344
Gross Yards	2643	2416
Att./Comp.	423/194	354/180
Completion Pct.	45.9	50.8
Had Intercepted	37	23
PUNTS/AVERAGE	75/40.6	76/42.2
NET PUNTING AVG.	75/34.9	76/37.0
PENALTIES/YARDS	91/856	75/916
FUMBLES/BALL LOST	24/14	31/14
TOUCHDOWNS	29	37
Rushing	10	22
Passing	12	11
Returns	7	4

BY PERIODS	1	2	3	4	OT PTS
Oilers	29	72	64	86	0 251
Opponents	78	110	44	98	0 330

SCORING	TDR	PA	RT	PAT	FG	S	TP
Moseley	0	0	0	25/27	16/26	0	73
Joiner	7	0	0	0	0	0	42
Houston	5	0	0	5	0	0	30
R. Holmes LG4	4	0	0	0	0	0	24
R. Holmes TM4	4	0	0	0	0	0	24
Pastorini	3	3	0	0	0	0	18
Dawkins TM	2	2	0	0	0	0	12
Atkins	1	0	0	1	0	0	6
Beirne	1	0	0	0	0	0	6
Boyette	1	0	0	1	0	0	6
Burrough	1	0	0	0	0	0	6
Campbell	1	1	0	0	0	0	6
Post LG	1	0	0	0	0	0	6
Reed	1	0	0	0	0	0	6
Sledge	1	0	0	0	0	0	6
Walsh	1	0	0	0	0	0	6
Beck	0	0	0	0	1/2	1/2	0 4
Oilers	29	10	12	7	26/29	17/28	0 251
Opponents	37	22	11	4	36/37	24/35	0 330

PASSING	ATT	CMP	PCT	YARDS	YDS/ATT	TD	INT	LG	SK/YDS	RATING
Pastorini	270	127	47.0	1702	6.30	7	21	62t	20/152	43.8
C. Johnson	94	46	48.9	592	6.30	3	7	70t	8/61	48.7
Dickey	57	19	33.3	315	5.53	0	9	42	3/21	13.3
Campbell	2	2	100.0	34	17.00	2	0	20t	0/0	158.3
Oilers	423	194	45.9	2643	6.25	12	37	70t	31/234	39.3
Opponents	354	180	50.8	2416	6.82	11	23	64	37/344	56.2

RUSHING	NO	YDS	AVG	LG	TD
R. Holmes LG	112	323	2.9	31	4
R. Holmes TM	91	288	3.2	31	4
Campbell	96	259	2.7	18	1
Pastorini	26	140	5.4	27	3
Dawkins TM	42	135	3.2	21	2
Walsh	38	129	3.4	19	0
Post LG	40	86	2.2	16	0
Post TM	22	42	1.9	10	0
Sledge	24	74	3.1	19	0
Richardson	17	33	1.9	13	0
Dickey	1	4	4.0	4	0
Hopkins	2	2	1.0	2	0
C. Johnson	2	0	0.0	0	0
Oilers	361	1106	3.1	31	10
Opponents	489	1723	3.5	30t	22

RECEIVING	NO	YDS	AVG	LG	TD
Beirne	38	550	14.5	40	1
Joiner	31	681	22.0	70t	7
Reed	25	408	16.3	36	1
Burrough	25	370	14.8	62t	1
Campbell	20	179	9.0	24	0
R. Holmes LG	19	154	8.1	22	0
R. Holmes TM	17	138	8.1	22	0
Post LG	9	112	12.4	28	1
Post TM	5	66	13.2	28	0
Dawkins TM	9	53	5.9	13	0
Frazier TM	8	113	14.1	33	0
Walsh	6	36	6.0	16	1
Sledge	6	32	5.3	10	1
Richardson	4	17	4.3	9	0
Oilers	194	2643	13.6	70t	12
Opponents	180	2416	13.4	64	11

INTERCEPTIONS	NO	YDS	AVG	LG	TD
Houston	9	220	24.4	48t	4
Charles	5	94	18.8	51	0
Alexander	4	74	18.5	36	0
Moore	3	29	9.7	26	0
Atkins	1	25	25.0	25t	1
Brooks	1	14	14.0	14	0
Oilers	23	456	19.8	51	5
Opponents	37	505	13.6	59t	3

PUNTING	NO	YDS	AVG	NET	TB	IN	LG	B
Pastorini	75	3044	40.6	34.9	6	0	62	0
Oilers	75	3044	40.6	34.9	6	0	62	0
Opponents	76	3210	42.2	37.0	10	0	63	0

PUNT RETURNS	NO	FC	YDS	AVG	LG	TD
Houston	16	4	91	5.7	15	0
Cole	14	15	107	7.6	31	0
Rice	2	0	0	0.0	0	0
Moore	0	1	0	--	--	0
Richardson	0	1	0	--	--	0
Oilers	32	21	198	6.2	31	0
Opponents	39	12	304	7.8	34	0

KICKOFF RETURNS	NO	YDS	AVG	LG	TD
Cole	32	834	26.1	45	0
R. Holmes LG	12	300	25.0	41	0
R. Holmes TM	5	129	25.8	29	0
Moore	10	214	21.4	28	0
Burrough	8	157	19.6	30	0
Post LG	5	116	23.2	37	0
Bergey LG	1	15	15.0	15	0
Joiner	1	25	25.0	25	0
Rice	1	0	0.0	0	0
Richardson	1	26	26.0	26	0
Walsh	1	24	24.0	24	0
Oilers	59	1409	23.9	45	0
Opponents	41	862	21.0	71	0

FIELD GOALS	1-19	20-29	30-39	40-49	50+
Moseley	0/0	8/9	2/4	6/10	0/3
Beck	1/1	0/0	0/1	0/0	0/0
Oilers	1/1	8/9	2/5	6/10	0/3
Opponents	9/9	4/7	6/9	4/8	1/2

Moseley: () () (60N, 22G, 44G) (54N, 42G, 25G) (27N) (47B, 24G) (47N, 42G) (37N, 25G, 41G) () (37G, 26G) (27G) (44N, 48N, 25G, 37G, 25G) (38N, 52N, 44G, 44G) ()
 Beck: (37N) (15G) () () () () () () () () () () () () ()
 Opponents: (49N, 44N, 24G) (52N, 43G, 11G) (14G, 37G) (33N, 47N, 15G, 36G, 13G, 17G, 39G) (27N, 13G) (28G, 22G, 12G) (27N, 32N, 46G, 45G) (25N) (37N, 10G, 33G) () (40G, 35G, 39G) (15G) () (42B, 50G, 20G)

SACKS
 Oilers 37.0, Opponents 31.0

TACKLES (Solo, Assists, Total)
 records not available

USUAL STARTING LINEUP

OFFENSE

WR Jim Beirne (81)
 LT Gene Ferguson (74)
 LG Bob Young (56)
 C Walt Suggs (76)
 Jerry Sturm (62)
 RG Elbert Drungo (75)
 RT Sam Walton (77)
 TE Alvin Reed (89)
 WR Charlie Joiner (18)
 QB Dan Pastorini (7)
 RB Willie Frazier (83)
 RB Charlie Johnson (12)
 RB Woody Campbell (35)
 FB Robert Holmes (39)
 Joe Dawkins (34)

DEFENSE

LE Pat Holmes (79)
 LT Mike Tilleman (78)
 RT Ron Billingsley (82)
RE Elvin Bethea (65)
 LLB George Webster (90)
 MLB Garland Boyette (52)
 RLB Ron Pritchard (58)
 LCB Zeke Moore (22)
 RCB Willie Alexander (19)
 Benny Johnson (33)
SS Ken Houston (29)
 FS John Charles (25)

SPECIALISTS

K Mark Moseley (11)
 P Dan Pastorini (7)

Pro Bowl

GM: John Breen; **Head Coach:** Ed Hughes
Asst. Coaches: George Dickson (LB/ST), Burnie Miller (DB), Fran Poltfoot (WR), Walt Schlinkman (off. backs), Walt Yowarsky (DL), Ernie Zwahlen (OL)

1970 SEASON (3-10-1)

Head Coach: Wally Lemm

Postseason: 0-0

Standings: 4th AFC Central

DATE	OPPONENT	SCORE	WL	ATT
Sep. 20	at Pittsburgh	19-7	W	45,538
Sep. 27	MIAMI	10-20	L	39,840
Oct. 4	at Cincinnati	20-13	W	55,094
Oct. 11	BALTIMORE	20-24	L	48,050
Oct. 18	PITTSBURGH	3-7	L	42,799
Oct. 25	at San Diego	31-31	T	41,427
Nov. 1	at St. Louis	0-44	L	47,911
Nov. 8	at Kansas City	9-24	L	49,810
Nov. 15	SAN FRANCISCO	20-30	L	43,040
Nov. 22	at Cleveland	14-28	L	74,723
Nov. 29	DENVER	31-21	W	35,733
Dec. 7	CLEVELAND	10-21	L	50,582
Dec. 13	CINCINNATI	20-30	L	34,435
Dec. 20	at Dallas	10-52	L	50,504

	OILERS	OPP
TOTAL FIRST DOWNS	232	227
Rushing	88	85
Passing	126	115
Penalty	18	27
3rd Down: Made/Att	91/225	78/200
3rd Down Pct.	40.4	39.0
4th Down: Made/Att	2/6	2/3
4th Down Pct.	33.3	66.7
POSSESSION AVG.	38:34	17:09
TOTAL NET YARDS	4062	4398
Avg. Per Game	290.1	314.1
Total Plays	922	840
Avg. Per Play	4.4	5.2
NET YARDS RUSHING	1556	1793
Avg. Per Game	111.1	128.1
Total Rushes	419	466
NET YARDS PASSING	2506	2605
Avg. Per Game	179.0	186.1
Sacked/Yards Lost	33/262	30/246
Gross Yards	2768	2851
Att./Comp.	470/238	344/164
Completion Pct.	50.6	47.7
Had Intercepted	23	18
PUNTS/AVERAGE	84/42.4	77/44.4
NET PUNTING AVG.	84/35.7	77/39.5
PENALTIES/YARDS	78/833	76/833
FUMBLES/BALL LOST	26/15	22/8
TOUCHDOWNS	23	44
Rushing	10	16
Passing	12	25
Returns	1	3

BY PERIODS	1	2	3	4	OT PTS
Oilers	49	57	50	61	0 217
Opponents	51	92	89	120	0 352

SCORING	TDR	PA	RT	PAT	FG	S	TP
Gerela	0	0	0	0	23/23	18/32	0 77
LeVias	5	0	5	0	0	0	0 30
Hopkins	3	3	0	0	0	0	0 18
Joiner	3	0	3	0	0	0	0 18
Richardson	3	2	1	0	0	0	0 18
Dawkins	2	2	0	0	0	0	0 12
Reed	2	0	2	0	0	0	0 12
Beirne	1	0	1	0	0	0	0 6
Campbell	1	1	0	0	0	0	0 6
Granger	1	1	0	0	0	0	0 6
Peacock	1	0	0	1	0	0	0 6
Rhyme	1	1	0	0	0	0	0 6
Pritchard	0	0	0	0	1	2	0 6
Oilers	23	10	12	1	23/23	18/32	1 217
Opponents	44	16	25	3	44/44	14/30	1 352

PASSING	ATT	CMP	PCT	YARDS	YDS/ATT	TD	INT	LG	SK/YDS	RATING
C. Johnson	281	144	51.2	1652	5.88	7	12	63t	15/124	59.8
Rhyme	168	88	52.4	1031	6.14	5	8	87t	10/85	61.4
Naponic	20	6	30.0	85	4.25	0	2	21	8/53	5.2
LeVias	1	0	0.0	0	0.00	0	1	0	0/0	0.0
Oilers	470	238	50.6	2768	5.89	12	23	87t	33/262	56.9
Opponents	344	164	47.7	2851	8.29	25	18	80t	30/246	78.8

RUSHING	NO	YDS	AVG	LG	TD
Dawkins	124	517	4.2	49	2
Richardson	103	368	3.6	34	2
Hopkins	57	207	3.6	12	3
Campbell	59	189	3.2	28	1
Granger	51	169	3.3	15	1
Rhyme	9	54	6.0	11	1
LeVias	7	37	5.3	24	0
Naponic	3	12	4.0	11	0
C. Johnson	5	3	0.6	9	0
Smiley	1	0	0.0	0	0
Oilers	419	1556	3.7	49	10
Opponents	466	1793	3.8	35	16

RECEIVING	NO	YDS	AVG	LG	TD
Reed	47	604	12.9	34	2
LeVias	41	529	12.9	63t	5
Richardson	34	381	11.2	67	1
Joiner	28	416	14.9	87t	3
Haik	17	190	11.2	35	0
Beirne	16	216	13.5	25	1
Dawkins	15	94	6.3	17	0
Campbell	15	78	5.2	10	0
Hopkins	14	142	10.1	43	0
Granger	11	118	10.7	22	0
Oilers	238	2768	11.6	87t	12
Opponents	164	2851	17.4	80t	25

INTERCEPTIONS	NO	YDS	AVG	LG	TD
Moore	6	85	14.2	32	0
Houston	3	32	10.7	9	0
Peacock	3	24	8.0	12	0
Mitchell	2	35	17.5	35	0
Pritchard	2	28	14.0	17	0
Boyette	1	18	18.0	18	0
Atkins	1	7	7.0	7	0
Domres	0	13	--	13	0
Oilers	18	242	13.4	35	0
Opponents	23	334	14.5	45t	2

PUNTING	NO	YDS	AVG	NET	TB	IN	LG	B
Jones	84	3559	42.4	35.7	6	0	73	1
Oilers	84	3559	42.4	35.7	6	0	73	1
Opponents	77	3419	44.4	39.5	6	0	71	0

PUNT RETURNS	NO	FC	YDS	AVG	LG	TD
LeVias	25	8	213	8.5	33	0
Richardson	10	7	30	3.0	11	0
Houston	4	1	13	3.3	6	0
Beirne	1	0	1	1.0	1	0
Dawkins	1	0	0	0.0	0	0
Oilers	41	16	257	6.3	33	0
Opponents	52	16	441	8.5	38	0

KICKOFF RETURNS	NO	YDS	AVG	LG	TD
LeVias	26	598	23.0	37	0
B. Johnson	15	320	21.3	40	0
Moore	7	190	27.1	45	0
Davis	2	0	0.0	0	0
Drungo	1	25	25.0	25	0
Granger	1	0	0.0	0	0
Hopkins	1	20	20.0	20	0
Lewis	1	15	15.0	15	0
Reed	1	0	0.0	0	0
Oilers	55	1168	21.2	45	0
Opponents	32	741	23.2	35	0

FIELD GOALS	1-19	20-29	30-39	40-49	50+
Gerela	5/5	4/5	6/8	3/14	0/0
Oilers	5/5	4/5	6/8	3/14	0/0
Opponents	1/1	2/6	7/9	3/10	1/4

Gerela: (46N,8G) (10G) (28G,37G) (42N, 40B,48N,27G,9G) (40N,34G) (46N,48B, 49N,48N,18G) (32N) (27N,38G,18G,48G) (26G,26G) (J) (41N,33G) (43G) (47N,37B, 46G,31G) (37G)
Opponents: (27N) (40N,31G,42G) (23B, 51G,36G) (34N,45N,43G) (57N) (45G) (46N, 48N,32G,14G,38G) (44N,42B,39G) (52B, 52N) (33B,24N) (23N) (44N) (25G,25G,30G) (35G)

SACKS
Oilers 30.0, Opponents 33.0

TACKLES (Solo, Assists, Total)
 records not available

USUAL STARTING LINEUP	
OFFENSE	
WR	Charlie Joiner (18)
	Jim Beirne (81)
LT	Walt Suggs (76)
LG	Ken Gray (62)
C	Bobby Maples (50)
RG	Elbert Drungo (75)
RT	Glen Ray Hines (78)
TE	Alvin Reed (89)
WR	Jerry LeVias (23)
QB	Charley Johnson (12)
	Jerry Rhome (17)
RB	Mike Richardson (24)
	Woody Campbell (35)
FB	Joe Dawkins (34)
	Hoyle Granger (32)
DEFENSE	
LE	Pat Holmes (79)
LT	Willie Parker (74)
RT	Tom Domres (71)
RE	Elvin Bethea (65)
LLB	Olen Underwood (56)
	George Webster (90)
MLB	Garland Boyette (52)
RLB	Ron Pritchard (58)
LCB	Leroy Mitchell (41)
RCB	Zeke Moore (22)
SS	Ken Houston (29)
FS	Johnny Peacock (44)
SPECIALISTS	
K	Roy Gerela (3)
P	Spike Jones (11)
Pro Bowl	

GM: (none); Head Coach: Wally Lemm

Asst. Coaches: Joe Childress (off. backs), Hugh Devore (LB), F.A. Dry (OL), Bud McFadin (DL), Fran Poltfoot (WR), Walt Schlinkman (DB)

1969 SEASON (6-6-2)

Head Coach: Wally Lemm

Postseason: 0-1

Standings: 2nd AFL Eastern

DATE	OPPONENT	SCORE	WL	ATT
Sep.14	at Oakland	17-21	L	49,361
Sep.21	at Buffalo	17-3	W	40,146
Sep.28	MIAMI	22-10	W	41,086
Oct. 5	BUFFALO	28-14	W	46,485
Oct.12	at Kansas City	0-24	L	45,805
Oct.19	at New York	17-26	L	63,841
Oct.26	DENVER	24-21	W	45,348
Nov. 2	at Boston	0-24	L	19,006
Nov. 9	CINCINNATI	31-31	T	45,298
Nov. 16	at Denver	20-20	T	45,002
Nov. 23	at Miami	32-7	W	27,218
Nov. 27	SAN DIEGO	17-21	L	40,065
Dec. 6	NEW YORK	26-34	L	51,923
Dec.14	BOSTON	27-23	W	39,215
Dec. 21	at Oakland	7-56	L	53,539

	OILERS	OPP
TOTAL FIRST DOWNS	256	183
Rushing	95	77
Passing	146	93
Penalty	15	13
3rd Down: Made/Att	--	--
3rd Down Pct.	--	--
4th Down: Made/Att	--	--
4th Down Pct.	--	--
POSSESSION AVG.	25.43	34.17
TOTAL NET YARDS	4531	3773
Avg. Per Game	323.6	269.5
Total Plays	965	833
Avg. Per Play	4.7	4.5
NET YARDS RUSHING	1706	1556
Avg. Per Game	121.9	111.1
Total Rushes	440	430
NET YARDS PASSING	2825	2217
Avg. Per Game	201.8	158.4
Sacked/Yards Lost	36/322	32/278
Gross Yards	3147	2495
Att./Comp.	489/239	371/167
Completion Pct.	48.9	45.0
Had Intercepted	31	23
PUNTS/AVERAGE	70/38.9	85/43.1
NET PUNTING AVG.	70/35.8	85/36.8
PENALTIES/YARDS	70/730	61/592
FUMBLES/BALL LOST	24/17	27/17
TOUCHDOWNS	31	33
Rushing	12	10
Passing	15	18
Returns	4	5

BY PERIODS	1	2	3	4	OT PTS
Oilers	28	84	58	108	0 278
Opponents	92	81	54	0	279

SCORING	TD	R	P	PAT	FG	S	TP
Gerela	0	0	0	0	29/29	19/40	0 86
Hopkins	5	4	1	0	0	0	30
LeVias	5	0	5	0	0	0	30
Beirne	4	0	4	0	0	0	26
Granger	4	3	1	0	0	0	24
Beathard	2	2	0	0	0	0	12
Reed	2	2	0	0	0	0	12
Trull	2	2	0	0	0	0	12
Campbell	1	1	0	0	0	0	6
Domres	1	0	1	0	0	0	6
Haik	1	0	1	0	0	0	6
Houston	1	0	1	0	0	0	6
Johnson	1	0	1	0	0	0	6
Moore	1	0	1	0	0	0	6
Peacock	1	0	1	0	0	0	6
Bethea	0	0	0	0	1	2	
Richardson	0	0	0	0	0	2	
Oilers	31	12	15	0	29/29	19/40	1 278
Opponents	33	10	18	5	33/33	16/30	0 279

2-point conversions: Beirne, Richardson
Oilers 2-2, Opponents 0-0

PASSING	ATT	CMP	PCT	YARDS	YDS/ATT	TD	INT	LG	SK/YDS	RATING
Beathard	370	180	48.6	2455	6.64	10	21	86t	22/205	55.6
Trull	75	34	45.3	469	6.25	3	6	57	11/85	45.9
Davis	42	25	59.5	223	5.31	2	4	22	3/32	50.1
LeVias	2	0	0.0	0	0.00	0	0	0	0/0	39.6
Oilers	489	239	48.9	3147	6.44	15	31	86t	36/322	53.4
Opponents	371	167	45.0	2495	6.73	18	23	79t	32/278	58.0

RUSHING	NO	YDS	AVG	LG	TD
Granger	186	740	4.0	23	3
Hopkins	131	473	3.6	43t	4
Burrell	41	147	3.6	19	0
Campbell	28	98	3.5	10	1
Beathard	19	89	4.7	16	2
Richardson	5	51	10.2	28	0
Johnson	11	42	3.8	9	0
Trull	8	25	3.1	7	2
Haik	2	21	10.5	11	0
LeVias	6	18	3.0	10	0
Davis	3	2	0.7	4	0
Oilers	440	1706	3.9	43t	12
Opponents	430	1556	3.6	56	10

RECEIVING	NO	YDS	AVG	LG	TD
Reed	51	664	13.0	43t	2
LeVias	42	696	16.6	86t	5
Beirne	42	540	12.9	37t	4
Hopkins	29	338	11.7	56	1
Haik	27	375	13.9	42	1
Granger	27	330	12.2	53	1
Campbell	7	82	11.7	37	0
Joiner	7	77	11.0	16	0
Burrell	5	28	5.6	8	0
Johnson	2	17	8.5	16	1
Oilers	239	3147	13.2	86t	15
Opponents	167	2495	14.9	79t	18

INTERCEPTIONS	NO	YDS	AVG	LG	TD
Farr	6	48	8.0	35	0
Houston	4	87	21.8	51t	1
Moore	4	71	17.8	51t	1
Hicks	4	36	9.0	20	0
Peacock	2	56	28.0	39	0
Webster	2	35	17.5	26	0
Underwood	1	2	2.0	2	0
Oilers	23	335	14.6	51t	2
Opponents	31	441	14.2	57t	3

PUNTING	NO	YDS	AVG	NET	TB	IN	LG	B
Gerela	41	1656	40.4	37.0	0	0	70	0
Burrell	29	1066	36.8	34.1	1	0	56	0
Oilers	70	2722	38.9	35.8	1	0	70	0
Opponents	85	3660	43.1	36.8	7	0	78	0

PUNT RETURNS	NO	FC	YDS	AVG	LG	TD
LeVias	35	11	292	8.3	46	0
Richardson	7	7	93	13.3	27	0
Burrell	1	0	6	6.0	6	0
Oilers	43	18	391	9.1	46	0
Opponents	37	14	196	5.3	34	0

KICKOFF RETURNS	NO	YDS	AVG	LG	TD
LeVias	38	940	24.7	87	0
Burrell	5	101	20.2	32	0
Joiner	3	73	24.3	28	0
Reed	3	0	0.0	0	0
Houston	0	27	--	20	0
Oilers	49	1141	23.3	87	0
Opponents	38	792	20.8	51	0

FIELD GOALS	1-19	20-29	30-39	40-49	50+
Gerela	9/9	5/6	3/12	1/8	1/5
Oilers	9/9	5/6	3/12	1/8	1/5
Opponents	8/9	3/7	3/5	2/9	0/0

Gerela:(59N,51N,28G) (23N,21G)
(38G,17G,17G,31G,30G) (45N,42N,54N,39N)
(35N,41N) (35N,12G) (44N,39N,22G) (35N)
(37B,30B,60N,50G) (38N,47N,46N,18G,19G)
(21G,10G,18G) (42G) (24G) (48N,30N,13G,19G)
Opponents: (47N,37N,27N) (14G) (42B,17G)
(44N) (22N,30G) (45N,17G,48G,45G,21G)
(40N,21N) (30N,41N,30G) (18G) (47N,27G,9G) (0)
(25B) (10N,10G,38G) (10G,19G,27G)

SACKS
Oilers 32.0, Opponents 36.0

TACKLES (Solo, Assists, Total)
records not available

USUAL STARTING LINEUP

OFFENSE

WR Jim Beirne (81)
LT Walt Suggs (76)
LG Tom Regner (60)
C Bobby Maples (50)
RG Sonny Bishop (66)
RT Glen Ray Hines (78)
TE Alvin Reed (89)
WR Mac Haik (86)
WR Jerry LeVias (23)
QB Pete Beathard (11)
RB Roy Hopkins (36)
FB Hoyle Granger (32)

DEFENSE

LE Pat Holmes (79)
LT Carel Stith (70)
RT Tom Domres (71)
RE Elvin Bethea (65)
LLB George Webster (90)
MLB Garland Boyette (52)
RLB Olen Underwood (56)
LCB Miller Farr (20)
RCB Zeke Moore (22)
SS Ken Houston (29)
FS W.K. Hicks (33)
Johnny Peacock (44)

SPECIALISTS

K Roy Gerela (3)
P Roy Gerela (3)
Ode Burrell (25)

AFL ALL-STAR GAME
ALL-AFL

GM: Don Klosterman; Head Coach: Wally Lemm
Asst. Coaches: Joe Childress (off. backs), Hugh Devore (LB), F.A. Dry (OL), Bud McFadin (DL), Fran Poltfoot (WR), Walt Schlinkman (DB)

1968 SEASON (7-7)

Head Coach: Wally Lemm

Postseason: 0-0

Standings: 2nd AFL Eastern

DATE	OPPONENT	SCORE	WL	ATT
Sep. 9	KANSAS CITY	21-26	L	45,083
Sep.14	at Miami	24-10	W	40,067
Sep.21	at San Diego	14-30	L	46,217
Sep.29	OAKLAND	15-24	L	46,098
Oct. 6	MIAMI	7-24	L	36,109
Oct.13	at Boston	16-0	W	32,502
Oct.20	NEW YORK	14-20	L	51,710
Oct.27	at Buffalo	30-7	W	34,339
Nov. 3	at Cincinnati	27-17	W	24,012
Nov.10	at New York	7-26	L	60,242
Nov.17	DENVER	38-17	W	36,075
Nov.28	at Kansas City	10-24	L	48,493
Dec. 7	BUFFALO	35-6	W	34,110
Dec.15	BOSTON	45-17	W	34,198

	OILERS	OPP
TOTAL FIRST DOWNS	240	198
Rushing	99	89
Passing	128	96
Penalty	13	13
3rd Down: Made/Att	--	--
3rd Down Pct.	--	--
4th Down: Made/Att	--	--
4th Down Pct.	--	--
POSSESSION AVG.	34:17	25:43
TOTAL NET YARDS	4352	3375
Avg. Per Game	310.9	241.1
Total Plays	905	854
Avg. Per Play	4.8	4.0
NET YARDS RUSHING	1804	1704
Avg. Per Game	128.9	121.7
Total Rushes	462	462
NET YARDS PASSING	2548	1671
Avg. Per Game	182.0	119.4
Sacked/Yards Lost	29/316	33/332
Gross Yards	2864	2003
Att./Comp.	414/191	359/158
Completion Pct.	46.1	44.0
Had Intercepted	25	20
PUNTS/AVERAGE	73/41.2	88/44.1
NET PUNTING AVG.	73/34.1	88/37.9
PENALTIES/YARDS	61/644	54/526
FUMBLES/BALL LOST	28/13	17/10
TOUCHDOWNS	38	26
Rushing	16	9
Passing	17	13
Returns	5	4

BY PERIODS	1	2	3	4	OT PTS
Oilers	65	81	55	102	0 303
Opponents	37	75	58	78	0 248

SCORING	TD	RU	PAT	FG	S	TP
Walker	0	0	0	26/26	8/16	0 50
Haik	8	0	8	0	0	0 48
Granger	7	7	0	0	0	0 42
Campbell	6	6	0	0	0	0 36
Reed	5	0	5	0	0	0 30
Beirne	4	0	4	0	0	0 24
Wittenborn	0	0	0	11/11	4/13	0 23
Beathard	2	2	0	0	0	0 12
Farr	2	0	2	0	0	0 12
Houston	2	0	2	0	0	0 12
Carwell	1	0	0	1	0	0 6
Davis	1	0	0	0	0	0 6
Underwood	0	0	0	0	1	2
Oilers	38	16	17	5	37/37	12/29 1 303
Opponents	26	9	13	4	25/25	21/30 1 248

2-point conversions: Oilers 0-1, Opponents 1-1

PASSING	ATT	CMP	PCT	YARDS	YDS/ATT	TD	INT	LG	SK/YDS	RATING
Beathard	223	105	47.1	1559	6.99	7	16	66t	14/150	57.0
Trull	105	53	50.5	864	8.23	10	3	60	9/94	98.3
Davis	86	33	38.4	441	5.13	0	6	55	6/72	26.4
Oilers	414	191	46.1	2864	6.92	17	25	66t	29/316	57.9
Opponents	359	158	44.0	2003	5.58	13	20	80t	33/332	50.9

RUSHING	NO	YDS	AVG	LG	TD
Granger	202	848	4.2	47t	7
Campbell	115	436	3.8	37	6
Blanks	63	169	2.7	10	0
Hopkins	31	104	3.4	18	0
Davis	15	91	6.1	20	1
Beathard	18	79	4.4	20	2
Trull	14	47	3.4	15	0
Norton	1	20	20.0	20	0
Haik	2	7	3.5	5	0
Beirne	1	3	3.0	3	0
Oilers	462	1804	3.9	47t	16
Opponents	462	1704	3.7	38	9

RECEIVING	NO	YDS	AVG	LG	TD
Reed	46	747	16.2	60	5
Haik	32	584	18.3	59t	8
Beirne	31	474	15.3	66t	4
Granger	26	361	13.9	55	0
Campbell	21	234	11.1	39	0
Blanks	13	184	14.2	61	0
Frazier	9	123	13.7	19	0
Taylor	6	90	15.0	35	0
Hopkins	4	40	10.0	26	0
Burrell	2	35	17.5	33	0
Wittenborn	1	-8	-8.0	-8	0
Oilers	191	2864	15.0	66t	17
Opponents	158	2003	12.7	80t	13

INTERCEPTIONS	NO	YDS	AVG	LG	TD
Houston	5	160	32.0	66t	2
Carwell	4	81	20.3	41	1
Farr	3	104	34.7	52t	2
Hicks	3	42	14.0	28	0
Norton	2	0	0.0	0	0
Webster	1	9	9.0	9	0
Boyette	1	0	0.0	0	0
Underwood	1	0	0.0	0	0
Oilers	20	396	19.8	66t	5
Opponents	25	326	13.0	36	2

PUNTING	NO	YDS	AVG	NET	TB	IN	LG	B
Norton	73	3008	41.2	34.1	7	0	64	2
Oilers	73	3008	41.2	34.1	7	0	64	2
Opponents	88	3882	44.1	37.9	5	0	70	0

PUNT RETURNS	NO	FC	YDS	AVG	LG	TD
Carwell	27	2	227	8.4	32	0
Blanks	22	6	179	8.1	39	0
Burrell	2	2	26	13.0	15	0
Moore	1	0	11	11.0	11	0
Oilers	52	10	443	8.5	39	0
Opponents	40	7	379	9.5	67t	1

KICKOFF RETURNS	NO	YDS	AVG	LG	TD
Moore	32	787	24.6	45	0
Carwell	15	335	22.3	38	0
Burrell	2	70	35.0	40	0
Robertson	2	9	4.5	9	0
Hopkins	1	21	21.0	21	0
Houston	1	13	13.0	13	0
Oilers	53	1235	23.3	45	0
Opponents	58	1302	22.4	95	0

FIELD GOALS	1-19	20-29	30-39	40-49	50+
Walker	3/3	2/3	2/3	1/6	0/1
Wittenborn	1/2	1/2	1/3	1/4	0/2
Oilers	4/5	3/5	3/6	2/10	0/3
Opponents	4/5	8/10	7/8	2/6	0/1

Walker: 0 (0) 0 (0) 0 (21N) (44B,42N, 39G,22G,19G) (27G,41G) 0 (18G) (45N, 39G) (37N,47N) (54N,42N,16G)
 Wittenborn: (47N) (52N,32N,34G) (36N) (40N) (53N,22N) (13B,40B,44G,15G,25G) 0 (0) 0 (0) 0 (0)
 Opponents: (27G,33G,26G,32G) (22G) (35G,23G,48G) (34G) (29N,31G) (49N) (12G) (45N) (16N, 42N,28G) (20N,14G,32G, 28G,21G) (34N,12G) (50N,17G) (40N,28G, 36G) (42G)

SACKS
 Oilers 33.0, Opponents 29.0
TACKLES (Solo, Assists, Total)
 records not available

USUAL STARTING LINEUP

- OFFENSE**
 WR Jim Beirne (81)
 LT Walt Suggs (76)
 LG Tom Regner (60)
 C Bobby Maples (50)
 RG Sonny Bishop (66)
 RT Glen Ray Hines (78)
 TE Alvin Reed (69)
 WR Mac Haik (86)
 QB Pete Beathard (11)
 Don Trull (10)
 RB Sid Blanks (42)
 Woody Campbell (35)
FB Hoyle Granger (32)

- DEFENSE**
 LE Pat Holmes (79)
 LT Willie Parker (74)
 RT George Rice (72)
 RE Elvin Bethea (65)
LLB George Webster (90)
MLB Garland Boyette (52)
 RLB Olen Underwood (56)
LCB Miller Farr (20)
 RCB Larry Carwell (41)
SS Ken Houston (29)
 FS W.K. Hicks (33)

- SPECIALISTS**
 K Wayne Walker (15)
 John Wittenborn (67)
 P Jim Norton (43)

AFL ALL-STAR GAME
 ALL-AFL

GM: Don Klosterman; Head Coach: Wally Lemm

Asst. Coaches: Joe Childress (off. backs), Hugh Devore (general coaching), F.A. Dry (OL), Bud McFadin (DL), Fran Poltfoot (WR), Walt Schlinkman (DB)

1967 SEASON (9-4-1)

Head Coach: Wally Lemm

Postseason: 0-1

Standings: 1st AFL Eastern

DATE	OPPONENT	SCORE	WL	ATT
Sep. 9	KANSAS CITY	20-25	L	28,003
Sep.17	at Buffalo	20-3	W	41,384
Sep.24	at San Diego	3-13	L	36,032
Oct. 1	DENVER	10-6	W	21,798
Oct.15	at New York	28-28	T	62,729
Oct.22	at Kansas City	24-19	W	46,365
Oct.29	BUFFALO	10-3	W	30,060
Nov. 5	at Boston	7-18	L	19,422
Nov.12	at Denver	20-18	W	30,392
Nov.26	BOSTON	27-6	W	28,044
Dec. 3	MIAMI	17-14	W	20,979
Dec.10	OAKLAND	7-19	L	36,375
Dec.16	SAN DIEGO	24-17	W	19,870
Dec.23	at Miami	41-10	W	25,982
Dec.31	at Oakland	7-40	L	53,330

	OILERS	OPP
TOTAL FIRST DOWNS	207	233
Rushing	111	86
Passing	86	126
Penalty	10	21
3rd Down: Made/Att	--	--
3rd Down Pct.	--	--
4th Down: Made/Att	--	--
4th Down Pct.	--	--
POSSESSION AVG.	34:17	25:43
TOTAL NET YARDS	3503	4055
Avg. Per Game	250.2	289.6
Total Plays	828	910
Avg. Per Play	4.2	4.5
NET YARDS RUSHING	2122	1637
Avg. Per Game	151.6	116.9
Total Rushes	476	424
NET YARDS PASSING	1381	2418
Avg. Per Game	98.6	172.7
Sacked/Yards Lost	20/151	25/201
Gross Yards	1532	2619
Att./Comp.	332/145	461/228
Completion Pct.	43.1	49.5
Had Intercepted	20	26
PUNTS/AVERAGE	71/42.6	63/41.0
NET PUNTING AVG.	71/35.5	63/35.0
PENALTIES/YARDS	61/698	59/614
FUMBLES/BALL LOST	17/7	29/13
TOUCHDOWNS	31	18
Rushing	12	7
Passing	11	10
Returns	8	1

BY PERIODS	1	2	3	4	OT PTS	
Oilers	40	89	65	64	0	258
Opponents	28	56	42	73	0	199

SCORING	TDR	PART	PAT	FG	S	TP	
Wittenborn	0	0	0	0	30/30/14/28	0	72
Granger	9	6	3	0	0	0	54
Campbell	6	4	2	0	0	0	36
Farr	3	0	0	0	0	0	18
Houston	3	0	0	3	0	0	18
Blanks	2	1	1	0	0	0	12
Bass	1	0	1	0	0	0	6
Beathard LG	1	1	0	0	0	0	6
Beathard TM	1	1	0	0	0	0	6
Frazier	1	0	1	0	0	0	6
Ledbetter TM	1	0	1	0	0	0	6
Moore	1	0	0	1	0	0	6
Norton	1	0	0	1	0	0	6
Reed	1	0	1	0	0	0	6
Taylor	1	0	1	0	0	0	6
Oilers	31	12	11	8	30/30/14/28	0	258
Opponents	18	7	10	1	14/14/23/42	0	199

PASSING	ATT	CMP	PCT	YARDS	YDS/ATT	TD	INT	LG	SK/YDS	RATING
Beathard LG	231	94	40.7	1114	4.82	9	14	43t	15/125	43.8
Beathard TM	229	94	41.0	1114	4.86	9	14	43t	14/111	44.2
Lee TM	72	36	50.0	309	4.29	2	4	53	2/12	47.7
Davis	19	9	47.4	71	3.74	0	2	17	2/10	17.5
Trull TM	11	4	36.4	38	3.45	0	0	16	2/18	46.8
Campbell	1	0	0.0	0	0.00	0	0	0	0/0	39.6
Oilers	332	143	43.1	1532	4.61	11	20	53	20/151	43.1
Opponents	461	228	49.5	2619	5.68	10	26	44t	25/201	50.7

2-point conversions: Oilers 0-1, Opponents 3-4					
RUSHING	NO	YDS	AVG	LG	TD
Granger	236	1194	5.1	67	6
Campbell	110	511	4.6	42	4
Blanks	66	206	3.1	16	1
Beathard LG	32	133	4.2	23	1
Beathard TM	32	133	4.2	23	1
Hopkins	13	42	3.2	19	0
Davis	5	23	6.4	10	0
Elkins	2	19	9.5	14	0
Lee TM	5	0	0.0	7	0
Burrell	3	-3	-1.0	7	0
Trull TM	3	-5	-1.7	7	0
Norton	1	-7	-7.0	7	0
Oilers	476	2122	4.5	67	12
Opponents	424	1637	3.9	35	7

RECEIVING	NO	YDS	AVG	LG	TD
Granger	31	300	9.7	43t	3
Frazier	23	253	11.0	53	1
Taylor	18	233	12.9	23	1
Campbell	17	136	8.0	32	2
Burrell	12	193	16.1	39	0
Reed	11	144	13.1	20	1
Blanks	11	93	8.5	39t	1
Bass	5	42	8.4	15	1
Poole	4	55	13.8	18	0
Ledbetter TM	4	43	10.8	16	1
Elkins	3	32	10.7	16	0
Hopkins	3	9	3.0	7	0
Lee TM	1	-1	-1.0	-1	0
Oilers	143	1532	10.7	53	11
Opponents	228	2619	11.5	44t	10

INTERCEPTIONS	NO	YDS	AVG	LG	TD
Farr	10	264	26.4	67	3
Norton	6	73	12.2	26	1
Houston	4	151	37.8	78	2
Hicks	3	122	40.7	62	0
Webster	1	23	23.0	23	0
Underwood	1	8	8.0	8	0
Jancik	1	4	4.0	4	0
Carwell	0	31	--	31	0
Oilers	26	676	26.0	78	6
Opponents	20	156	7.8	32t	1

PUNTING	NO	YDS	AVG	NET	TB	IN	LG	B
Norton	71	3025	42.6	35.5	6	0	58	1
Oilers	71	3025	42.6	35.5	6	0	58	1
Opponents	63	2583	41.0	35.0	6	0	71	1

PUNT RETURNS	NO	FC	YDS	AVG	LG	TD
Carwell	9	4	154	17.1	54	0
Jancik	6	2	19	3.2	19	0
Moore	5	1	82	16.4	46	0
Blanks	0	2	0	--	0	0
Burrell	0	5	0	--	0	0
Oilers	20	14	255	12.8	54	0
Opponents	41	12	383	9.3	52	0

KICKOFF RETURNS	NO	YDS	AVG	LG	TD
Jancik	16	349	21.8	49	0
Moore	14	405	28.9	92t	1
Carwell	8	164	20.5	27	0
Houston	2	40	20.0	24	0
Campbell	1	19	19.0	19	0
Farr	1	17	17.0	17	0
Hopkins	1	26	26.0	26	0
Reed	1	0	0.0	0	0
Oilers	44	1020	23.2	92t	1
Opponents	51	950	18.6	37	0

FIELD GOALS 1-19	20-29	30-39	40-49	50-59	
Wittenborn	2/2	5/5	3/6	4/11	0/4
Oilers	2/2	5/5	3/6	4/11	0/4
Opponents	7/8	1/5	5/9	9/15	1/5

Wittenborn:	()	(22G, 42G)	(31G, 52N)	(31N, 46N, 16G)	(42N, 52N)	(45G)	(25G)	()
(41G, 15G, 51N, 44B, 57N)	(47G, 44N, 23G)	(32N, 41N, 20G)	(46N)	(31G)	(29G, 38N, 48N, 38G)			
Opponents:	(54G, 25B)	(47G, 40N)	(14G, 42G, 38N)	(46N, 41B, 41N, 38G, 31G)	(10G, 27G, 34B, 44N)	(40G, 13G, 39B)	(47G, 22N)	(40G, 12G, 18G, 13B, 50N)
(36N, 29N, 43G)	(40G, 30G, 50N, 51N)	(51N, 24N)	(12G, 46N, 32G, 31G, 45G)	(18G)	(48G)			

SACKS
Oilers 25.0, Opponents 20.0

TACKLES (Solo, Assists, Total)
records not available

USUAL STARTING LINEUP

OFFENSE

WR	Charles Frazier (28)
LT	Walt Suggs (76)
LG	Bob Talamini (61)
C	Bobby Maples (50)
RG	Sonny Bishop (66)
RT	Glen Ray Hines (78)
TE	Alvin Reed (89)
WR	Ode Burrell (25)
QB	Pete Beathard (11)
RB	Woody Campbell (35)
FB	Hoyle Granger (32)

DEFENSE

LE	Pat Holmes (79)
LT	Willie Parker (74)
RT	George Rice (72)
RE	Don Floyd (75)
LLB	George Webster (90)
MLB	Garland Boyette (52)
RLB	Olen Underwood (56)
LCB	Miller Farr (20)
RCB	W.K. Hicks (33)
SS	Ken Houston (29)
FS	Jim Norton (43)

SPECIALISTS

K	John Wittenborn (67)
P	Jim Norton (43)

AFL ALL-STAR GAME
ALL-AFL

GM: Don Klosterman; **Head Coach:** Wally Lemm

Asst. Coaches: Joe Childress (off. backs), Hugh Devore (WR), F.A. Dry (OL), Bud McFadin (DL), Wayne Robinson (LB), Walt Schlinkman (DB)

1966 SEASON (3-11)

Head Coach: Wally Lemm

Postseason: 0-0

Standings: 4th AFL Eastern

DATE	OPPONENT	SCORE	WL	ATT
Sep. 3	DENVER	45-7	W	30,156
Sep.10	OAKLAND	31-0	W	31,763
Sep.18	at New York	13-52	L	54,681
Sep.25	at Buffalo	20-27	L	42,526
Oct. 2	at Denver	38-40	L	27,203
Oct.16	NEW YORK	24-0	W	30,823
Oct. 23	MIAMI	13-20	L	23,173
Oct. 30	at Kansas City	23-48	L	31,676
Nov. 6	at Oakland	23-38	L	34,102
Nov. 13	at Boston	21-27	L	23,426
Nov. 20	BUFFALO	20-42	L	27,312
Dec. 4	SAN DIEGO	22-28	L	17,569
Dec.11	BOSTON	14-38	L	17,100
Dec. 18	at Miami	28-29	L	20,045

	OILERS	OPP
TOTAL FIRST DOWNS	246	244
Rushing	76	88
Passing	144	131
Penalty	26	25
3rd Down: Made/Att	--	--
3rd Down Pct.	--	--
4th Down: Made/Att	--	--
4th Down Pct.	--	--
POSSESSION AVG.	--	--
TOTAL NET YARDS	4412	4995
Avg. Per Game	315.1	356.8
Total Plays	926	881
Avg. Per Play	4.8	5.7
NET YARDS RUSHING	1515	1833
Avg. Per Game	108.2	130.9
Total Rushes	413	422
NET YARDS PASSING	2897	3162
Avg. Per Game	206.9	225.9
Sacked/Yards Lost	28/271	21/228
Gross Yards	3168	3390
Att./Comp.	485/226	438/209
Completion Pct.	46.6	47.7
Had Intercepted	28	18
PUNTS/AVERAGE	69/42.1	68/40.0
NET PUNTING AVG.	69/37.4	68/35.3
PENALTIES/YARDS	71/682	69/725
FUMBLES/BALL LOST	19/12	25/13
TOUCHDOWNS	11	10
Rushing	11	10
Passing	29	35
Returns	1	5

BY PERIODS	1	2	3	4	OTPTS	
Oilers	51	107	56	121	0	335
Opponents	54	156	93	93	0	396

SCORING	TDR	PA	RT	PAT	FG	S	TP	
Blanda	0	0	0	0	39/40	16/30	0	87
Frazier	12	0	12	0	0	0	0	72
Trull	7	7	0	0	0	0	0	42
Burrell	5	0	5	0	0	0	0	30
Elkins	3	0	3	0	0	0	0	18
Hennigan	3	0	3	0	0	0	0	18
Johnson	3	0	3	0	0	0	0	18
McLeod	3	0	3	0	0	0	0	18
Blanks	2	0	2	0	0	0	0	12
Granger	2	1	1	0	0	0	0	12
Cline TM	1	0	0	1	0	0	0	6
Oilers	41	11	29	1	39/40	16/30	1	335
Opponents	50	10	35	5	49/49	15/30	0	396

2-point conversion: Oilers 0-0, Opponents 1-1

PASSING	ATT	CMP	PCT	YARDS	YDS/ATT	TD	INT	LG	SK/YDS	RATING
Blanda	271	122	45.0	1764	6.51	17	21	79t	--	55.3
Trull	172	84	48.8	1200	6.98	10	5	62	--	79.1
Humphrey	32	15	46.9	168	5.25	2	1	32t	--	70.8
Lee	8	4	50.0	27	3.38	0	1	10	--	18.2
Burrell	1	1	100.0	9	9.00	0	0	9	--	104.2
Tolar	1	0	0.0	0	0.00	0	0	0	--	39.6
Oilers	485	226	46.6	3168	6.53	29	28	79t	28/271	64.0
Opponents	438	209	47.7	3390	7.74	35	18	80t	21/228	83.6

RUSHING	NO	YDS	AVG	LG	TD
Burrell	122	406	3.3	45	0
Granger	56	388	6.9	69t	1
Blanks	71	235	3.3	30	0
Johnson	70	226	3.2	28t	3
Trull	38	139	3.7	23t	7
Tolar	46	105	2.3	17	0
Stone	6	18	3.0	12	0
Blanda	3	1	0.3	1	0
Lee	1	-3	-3.0	-3	0
Oilers	413	1515	3.7	69t	11
Opponents	422	1833	4.3	77t	10

RECEIVING	NO	YDS	AVG	LG	TD
Frazier	57	1129	19.8	79t	12
Burrell	33	400	12.1	34	5
Hennigan	27	313	11.6	26	3
McLeod	23	339	14.7	41	3
Elkins	21	283	13.5	62	3
Blanks	19	234	12.3	42t	2
Tolar	13	68	5.2	14	0
Poole	12	131	10.9	19	0
Granger	12	104	8.7	27t	1
Johnson	8	150	18.8	53	0
Stone	1	17	17.0	17	0
Oilers	226	3168	14.0	79t	29
Opponents	209	3390	16.2	80t	35

INTERCEPTIONS	NO	YDS	AVG	LG	TD
Norton	4	125	31.3	56	0
Glick	4	57	14.3	41	0
Hicks	3	12	4.0	12	0
Jancik	2	36	18.0	35	0
Parrish	2	0	0.0	0	0
Cline TM	1	23	23.0	23	0
Caveness	1	6	6.0	6	0
Baker	1	0	0.0	0	0
Oilers	18	259	14.4	56	0
Opponents	28	448	16.0	66t	3

PUNTING	NO	YDS	AVG	NET	TB	IN	LG	B
Norton	69	2908	42.1	37.4	3	0	65	0
Oilers	69	2908	42.1	37.4	3	0	65	0
Opponents	68	2720	40.0	35.3	8	0	65	0

PUNT RETURNS	NO	FC	YDS	AVG	LG	TD
Jancik	10	6	62	6.2	28	0
Burrell	8	7	78	9.8	29	0
Trammel	5	3	19	3.8	8	0
Oilers	23	16	159	6.9	29	0
Opponents	37	10	269	7.3	42	0

KICKOFF RETURNS	NO	YDS	AVG	LG	TD
Jancik	34	875	25.7	53	0
Blanks	21	487	23.2	37	0
Boyette	3	42	14.0	18	0
Trammel	3	63	21.0	26	0
Hayes	2	31	15.5	16	0
Burrell	1	16	16.0	16	0
Oilers	64	1514	23.7	53	0
Opponents	60	1385	23.1	100t	2

FIELD GOALS	1-19	20-29	30-39	40-49	50+
Blanda	3/4	0/1	3/7	8/12	2/6
Oilers	3/4	0/1	3/7	8/12	2/6
Opponents	1/1	2/6	4/6	7/13	0/4

Blanda: (12N,45N,38G,39G,38N) (49N, 47G) (48G,50G) (55N,47G,35G) (49G) (8G) (44N,16G,43G) (48G,50N) (44G) (34N,48N) (49G,35G) (50N,35N,51G,23B,9G) () (53N)
Opponents: () (41N,48G) (32G) (50N, 47G,32G) (35G,31G,25N,46G,52N,46G) (27N,49N) (49N,43G,42G) (29G,47G) (48N,24G) (28G,44G,29N) (47B,50N) (33N) (13G,35N) (50N)

SACKS
Oilers 21.0, Opponents 28.0

TACKLES (Solo, Assists, Total)
records not available

USUAL STARTING LINEUP	
OFFENSE	
WR	Charles Frazier (28)
LT	Walt Suggs (76)
LG	Bob Talamini (61)
C	Bobby Maples (50)
RG	Sonny Bishop (66)
TE	Glen Ray Hines (78)
RT	Bob McLeod (81)
RB	Bob Poole (88)
WR	Charles Hennigan (87)
QB	George Blanda (16)
RB	Ode Burrell (25)
	Sid Blanks (42)
FB	Charles Tolar (44)
DEFENSE	
LE	Gary Cutsinger (80)
LT	Pat Holmes (79)
RT	Ernie Ladd (99)
RE	Don Floyd (75)
LLB	Johnny Baker (84)
MLB	Doug Cline (31)
	Ron Caveness (51)
RLB	John Meyer (54)
LCB	Theo Viltz (34)
RCB	W.K. Hicks (33)
SS	Fred Glick (27)
FS	Jim Norton (43)
SPECIALISTS	
K	George Blanda (16)
P	Jim Norton (43)
AFL ALL-STAR GAME	

GM: Don Klosterman; Head Coach: Wally Lemm
Asst. Coaches: Joe Childress (off. backs), Hugh Devore (WR), F.A. Dry (OL), Bud McFadin (DL), Wayne Robinson (LB), Walt Schlinkman (DB)

Head Coach: Hugh "Bones" Taylor **Postseason:** 0-0 **Standings:** 4th AFL Eastern

DATE	OPPONENT	SCORE	WL	ATT
Sep.12	NEW YORK	27-21	W	52,680
Sep.19	BOSTON	31-10	W	32,445
Sep.26	at Oakland	17-21	L	18,166
Oct. 3	at San Diego	14-31	L	28,190
Oct. 17	at Denver	17-28	L	32,492
Oct. 24	KANSAS CITY	38-36	W	34,670
Oct.31	at Buffalo	19-17	W	44,267
Nov. 7	OAKLAND	21-33	L	35,729
Nov.14	DENVER	21-31	L	28,126
Nov.21	at New York	14-41	L	55,312
Nov. 28	at Kansas City	21-52	L	16,459
Dec. 5	BUFFALO	18-29	L	23,087
Dec.12	SAN DIEGO	26-37	L	24,120
Dec.18	at Boston	14-42	L	14,508

	OILERS	OPP
TOTAL FIRST DOWNS	227	266
Rushing	63	128
Passing	140	110
Penalty	24	28
3rd Down: Made/Att	--	--
3rd Down Pct.	--	--
4th Down: Made/Att	--	--
4th Down Pct.	--	--
POSSESSION AVG.	30:00	--
TOTAL NET YARDS	3991	--
Avg. Per Game	285.1	--
Total Plays	904	--
Avg. Per Play	4.4	--
NET YARDS RUSHING	1178	--
Avg. Per Game	84.1	--
Total Rushes	323	--
NET YARDS PASSING	2813	--
Avg. Per Game	200.9	--
Sacked/Yards Lost	31/257	--
Gross Yards	3070	--
Att./Comp.	550/224	--
Completion Pct.	40.7	--
Had Intercepted	35	--
PUNTS/AVERAGE	85/43.7	--
NET PUNTING AVG.	85/37.8	--
PENALTIES/YARDS	76/841	--
FUMBLES/BALL LOST	22/11	--
TOUCHDOWNS	37	--
Rushing	10	--
Passing	25	--
Returns	2	--

BY PERIODS	1	2	3	4	OTPTS
Oilers	51	57	77	113	0 298
Opponents	88	115	65	161	0 429

SCORING	TD	RU	PA	RT	PAT	FG	S	TP
Blanda	0	0	0	0	28/28	11/21	0	61
Wi. Frazier	8	0	8	0				48
Burrell	7	3	4	0				46
C. Frazier	6	0	6	0				36
Spikes	3	3	0	0	6/6	1/2	0	27
Hennigan	4	0	4	0				24
Compton	2	0	2	0				12
Jackson	2	0	2	0				12
Trull	2	2	0	0				12
N. Evans	1	0	0	1				6
McLeod	1	0	1	0				6
Onesti	1	0	0	1				6
Oilers	37	10	25	2	34/34	12/23		1298
Opponents	50	17	27	6	--	--		1429

2-point conversions: Burrell 2, Oilers 2-3, Opponents 0-0

PASSING	ATT	CMP	PCT	YARDS	YDS/ATT	TD	INT	LG	SK/YDS	RATING
Blanda	442	186	42.1	2542	5.75	20	30	95t	--	47.9
Trull	107	38	35.5	528	4.93	5	5	57t	--	48.3
Tolar	1	0	0.0	0	0.00	0	0	0	0	39.6
Oilers	550	224	40.7	3070	5.58	25	35	95t	31/257	47.9

RUSHING	NO	YDS	AVG	LG	TD
Burrell	130	528	4.1	63t	3
Tolar	73	230	3.2	18	0
Spikes	47	173	3.7	20	3
Trull	29	145	5.0	18	2
Jackson	37	85	2.3	7	2
Hoffman	1	11	11.0	11	0
C. Frazier	1	10	10.0	8	0
Compton	1	2	2.0	2	0
Blanda	4	-6	-1.5	0	0
Oilers	323	1178	3.6	63t	10

RECEIVING	NO	YDS	AVG	LG	TD
Burrell	55	650	11.8	52t	4
Hennigan	41	578	14.1	53	4
C. Frazier	38	717	18.9	64t	6
Wi. Frazier	37	521	14.1	57t	8
Tolar	25	138	5.5	21	0
McLeod	15	226	15.1	49	1
Spikes	8	57	7.1	17	0
Compton	3	140	46.7	95t	2
Jackson	1	31	31.0	31	0
Weir	1	12	12.0	12	0
Oilers	224	3070	13.7	95t	25

INTERCEPTIONS	NO	YDS	AVG	LG	TD
Hicks	9	156	17.3	31	0
Norton	7	52	7.4	18	0
Jancik	4	90	22.5	36	0
Banfield	3	28	9.3	28	0
Glick	2	18	9.0	18	0
Cutsinger	1	72	72.0	72	0
Maples	1	0	0.0	0	0
Oilers	27	416	15.4	72	0

PUNTING	NO	YDS	AVG	NET	TB	IN	LG	B
Norton	85	3711	43.7	43.7	0	0	65	1
Oilers	85	3711	43.7	43.7	0	0	65	1

PUNT RETURNS	NO	FC	YDS	AVG	LG	TD
Jancik	12	0	85	7.1	25	0
Glick	7	0	44	6.3	13	0
Jaquess	4	0	17	4.3	11	0
Burrell	3	0	39	13.0	33	0
Hicks	1	0	4	4.0	4	0
Weir	1	0	0	0.0	0	0
Oilers	28	0	189	6.8	33	0

KICKOFF RETURNS	NO	YDS	AVG	LG	TD
Jancik	18	430	23.9	43	0
Jaquess	13	280	21.5	69	0
Weir	10	215	21.5	33	0
Burrell	8	202	25.3	38	0
Hicks	7	181	25.9	40	0
Compton	4	68	17.0	30	0
Glick	4	84	21.0	24	0
Kinderman	4	72	18.0	29	0
Spikes	4	41	10.3	15	0
Jackson	2	39	19.5	25	0
Cheeks	1	19	19.0	19	0
Maples	1	15	15.0	15	0
Williams	1	23	23.0	23	0
Oilers	77	1699	21.7	69	0

FIELD GOALS	1-19	20-29	30-39	40-49	50+
Oilers	5-6	1-1	4-7	3-7	0-2

Blanda: (39G,8G) (36N,36B,45G) (44B, 10G) () (37G) (40N) (31G,30G,13G,8G) () ()(23N) (46N,48N) (31B,41G,52N) (51N, 40G) ()
Spikes: () () () () (15G) (16N) () () () () () ()

SACKS	Oilers	22.0	Opponents	31.0
-------	--------	------	-----------	------

TACKLES (Solo, Assists, Total)
records not available

USUAL STARTING LINEUP

- OFFENSE**
 WR Charles Frazier (28)
 LT Walt Suggs (76)
 LG **Bob Talamini (61)**
 C John Frongillo (55)
 Wayne Frazier (56)
 RG Sonny Bishop (66)
 RT Norm Evans (73)
 TE **Willie Frazier (63)**
 WR **Charles Hennigan (87)**
 QB George Blanda (16)
 RB **Ode Burrell (25)**
 FB Charles Tolar (44)
- DEFENSE**
 LE Gary Cutsinger (80)
 LT Bud McFadin (64)
 RT Scott Appleton (70)
 RE Ed Husmann (82)
 RE Don Floyd (75)
 LLB Johnny Baker (84)
 Bobby Maples (50)
 MLB Doug Cline (31)
 RLB Danny Brabham (85)
 LCB Tony Banfield (40)
 RCB W.K. Hicks (33)
 SS Jim Norton (43)
 FS Fred Glick (27)
 Bobby Jancik (23)

- SPECIALISTS**
 K George Blanda (16)
 P Jim Norton (43)

AFL ALL-STAR GAME
 ALL AFL

GM: Carroll Martin; **Head Coach:** Hugh "Bones" Taylor
Asst. Coaches: Sammy Baugh (off. backs), Lou Rymkus (OL), Walt Schlinkman (defense), Joe Spencer (DL)

1964 SEASON (4-10)

Head Coach: Sammy Baugh

Postseason: 0-0

Standings: 4th AFL Eastern

DATE	OPPONENT	SCORE	WL	ATT
Sep.12	at San Diego	21-27	L	22,632
Sep.19	OAKLAND	42-26	W	26,482
Sep.27	at Denver	38-17	W	22,651
Oct. 4	at Kansas City	7-28	L	22,727
Oct.11	BUFFALO	17-48	L	26,218
Oct.17	at New York	21-24	L	32,840
Oct.25	SAN DIEGO	17-20	L	21,671
Nov. 1	at Buffalo	10-24	L	40,119
Nov. 6	at Boston	24-25	L	28,161
Nov.15	at Oakland	10-20	L	16,375
Nov.22	KANSAS CITY	19-28	L	17,782
Nov.29	BOSTON	17-34	L	17,560
Dec.13	NEW YORK	33-17	W	16,225
Dec.20	DENVER	34-15	W	15,839

	OILERS	OPP
TOTAL FIRST DOWNS	284	274
Rushing	80	102
Passing	186	155
Penalty	18	17
3rd Down: Made/Att	--	--
3rd Down Pct.	--	--
4th Down: Made/Att	--	--
4th Down Pct.	--	--
POSSESSION AVG.	--	--
TOTAL NET YARDS	4874	--
Avg. Per Game	348.1	--
Total Plays	942	--
Avg. Per Play	5.2	--
NET YARDS RUSHING	1347	--
Avg. Per Game	96.2	--
Total Rushes	327	--
NET YARDS PASSING	3527	--
Avg. Per Game	251.9	--
Sacked/Yards Lost	23/207	--
Gross Yards	3734	--
Att./Comp.	592/299	--
Completion Pct.	50.5	--
Had Intercepted	29	--
PUNTS/AVERAGE	55/41.2	--
NET PUNTING AVG.	55/35.9	--
PENALTIES/YARDS	70/683	--
FUMBLES/BALL LOST	24/15	--
TOUCHDOWNS	39	--
Rushing	14	--
Passing	19	--
Returns	6	--

BY PERIODS	1	2	3	4	OT	PTS
Oilers	96	80	73	61	0	310
Opponents	73	130	62	90	0	355

SCORING	TD	R	P	ART	PAT	FG	S	TP		
Blanda	0	0	0	0	37	38	13	29	0	76
Hennigan	8	0	8	0	0	0	0	0	0	48
Blanks	7	6	1	0	0	0	0	0	0	42
Dewveall	4	0	4	0	0	0	0	0	0	24
Tolar	4	4	0	0	0	0	0	0	0	24
Jackson TM	3	3	0	0	0	0	0	0	0	18
W. Frazier	2	0	2	0	0	0	0	0	0	12
McLeod	2	0	0	0	0	0	0	0	0	12
Baker	1	0	0	1	0	0	0	0	0	6
Burrell	1	0	0	1	0	0	0	0	0	6
Craig	1	0	0	1	0	0	0	0	0	6
Floyd	1	0	0	1	0	0	0	0	0	6
C. Frazier	1	0	0	1	0	0	0	0	0	6
Hoffman	1	1	0	0	0	0	0	0	0	6
Jancik	1	0	0	1	0	0	0	0	0	6
Jaquess	1	0	0	1	0	0	0	0	0	6
Nelson	1	0	0	1	0	0	0	0	0	6
Oilers	39	14	19	6	37	38	13	29	0	310
Opponents	45	18	24	3	--	--	--	--	0	355

2-point conversions: Oilers 0-1
Opponents 0-0

PASSING	ATT	CMP	PCT	YARDS	YDS/ATT	TD	INT	LG	SK/YDS	RATING
Blanda	505	262	51.9	3287	6.51	17	27	80t	--	61.4
Trull	86	36	41.9	439	5.10	1	2	36	--	52.4
Blanks	1	1	1.00	8	8.00	1	0	8t	--	139.6
Oilers	592	299	50.5	3734	6.31	19	29	80t	23/207	60.7

RUSHING	NO	YDS	AVG	LG	TD
Blanks	145	756	5.2	91t	6
Tolar	139	515	3.7	40t	4
Trull	12	42	3.5	15	0
Smith	8	16	2.0	8	0
Jackson TM	8	11	1.4	5	3
Burrell	8	10	1.3	5	0
Hoffman	2	3	1.5	2	1
Blanda	4	-2	-0.5	6	0
C. Frazier	1	-4	-4.0	-4	0
Oilers	327	1347	4.1	91t	14

RECEIVING	NO	YDS	AVG	LG	TD
Hennigan	101	1546	15.3	53t	8
Blanks	56	497	8.9	45	1
Dewveall	38	552	14.5	60t	4
Tolar	35	244	7.0	52	0
C. Frazier	29	404	13.9	46	1
W. Frazier	11	227	20.6	80t	2
McLeod	8	81	10.1	20	2
Smith	7	38	5.4	15	0
Burrell	5	73	14.6	36	0
Craig	4	46	11.5	25	1
Baker	2	18	9.0	10	0
Jancik	1	14	14.0	14	0
Hoffman	1	1	1.0	1	0
Bishop	1	0	0.0	0	0
Blanda	0	-7	--	-7	0
Oilers	299	3734	12.5	80t	19

INTERCEPTIONS	NO	YDS	AVG	LG	TD
Jaquess	8	141	17.6	98t	1
Hicks	5	89	17.8	62	0
Glick	5	54	10.8	27	0
Jancik	3	16	5.3	16	0
Norton	2	31	15.5	31	0
Odom	2	22	11.0	22	0
Appleton	2	11	5.5	11	0
Nelson	1	45	45.0	45t	1
Baker	1	17	17.0	17t	1
Rieves	1	3	3.0	3	0
Floyd	0	8	--	8	0
Oilers	30	437	14.6	98t	3

PUNTING	NO	YDS	AVG	NET	TB	IN	LG	B
Norton	55	2267	41.2	41.2	0	0	79	2
Oilers	55	2267	41.2	35.9	0	0	79	2

PUNT RETURNS	NO	FC	YDS	AVG	LG	TD
Jancik	12	0	220	18.3	82t	1
Glick	6	0	32	5.3	12	0
Burrell	1	0	0	0.0	0	0
Oilers	19	0	252	13.3	82t	1

KICKOFF RETURNS	NO	YDS	AVG	LG	TD
Jancik	21	488	23.2	42	0
Burrell	17	449	26.4	93t	1
Nelson	13	304	23.4	47	0
Blanks	9	207	23.0	32	0
Hoffman	2	52	26.0	30	0
Jackson TM	2	32	16.0	18	0
W. Frazier	1	0	0.0	0	0
Glick	1	27	27.0	27	0
Oilers	66	1559	23.6	93t	1

FIELD GOALS	1-19	20-29	30-39	40-49	50+
Oilers	3/4	3/7	3/4	4/12	0/2

Blanda: (45B) () (43G) () (16N,47G) () (26N,27N,36G) (49N,50N,37N,49G) (46N, 23N,10G) (49N,21N,40B,11G) (21G,31G) (49N,41N,49G) (49N,20G,31G) (51N,26G, 18G)

SACKS
Oilers 25.0 Opponents 23.0

TACKLES (Solo, Assists, Total)
records not available

USUAL STARTING LINEUP

OFFENSE

WR Charles Frazier (28)
LT Walt Suggs (76)

LG Bob Talamini (61)

C Tom Goode (68)

RG John Wittenborn (67)

RT Sonny Bishop (66)

TE Willard Dewveall (88)

Willie Frazier (83)

WR Charles Hennigan (87)

QB George Blanda (16)

RB Sid Blanks (42)

FB Charles Tolar (44)

DEFENSE

LE Scott Appleton (70)

LT Bud McFadin (64)

RT Ed Husmann (82)

Scott Appleton (70)

RE Don Floyd (75)

LLB Danny Brabham (85)

MLB Doug Cline (31)

Larry Onesti (45)

RLB Johnny Baker (84)

LCB Pete Jaquess (47)

RCB Bobby Jancik (23)

SS W.K. Hicks (33)

FS Fred Glick (27)

SPECIALISTS

K George Blanda (16)

P Jim Norton (43)

AFL ALL-STAR GAME

ALL-AFL

GM: Carroll Martin; **Head Coach:** Sammy Baugh

Asst. Coaches: W.F. "Red" Conkright (ends), Joe Spencer (DL), John Steber (OL), Hugh "Bones" Taylor (DB)

1963 SEASON (6-8)

Head Coach: Frank "Pop" Ivy

Postseason: 0-0

Standings: 3rd AFL Eastern

DATE	OPPONENT	SCORE	WL	ATT
Sep. 7	OAKLAND	13-24	L	24,749
Sep.14	DENVER	20-14	W	22,855
Sep.22	at New York	17-24	L	9,336
Sep.28	at Buffalo	31-20	W	32,340
Oct. 6	at Kansas City	7-28	L	27,801
Oct.13	at Denver	33-24	W	24,087
Oct.20	BUFFALO	28-14	W	23,948
Oct. 27	KANSAS CITY	28-7	W	26,331
Nov. 1	at Boston	3-45	L	31,185
Nov.10	NEW YORK	31-27	W	23,615
Dec. 1	at San Diego	0-27	L	31,713
Dec. 8	BOSTON	28-46	L	23,462
Dec.15	SAN DIEGO	14-20	L	18,540
Dec.22	at Oakland	49-52	L	17,401

	OILERS	OPP
TOTAL FIRST DOWNS	254	256
Rushing	68	117
Passing	169	121
Penalty	17	18
3rd Down: Made/Att	--	--
3rd Down Pct.	--	--
4th Down: Made/Att	--	--
4th Down Pct.	--	--
POSSESSION AVG.	--	--
TOTAL NET YARDS	4432	--
Avg. Per Game	316.6	--
Total Plays	870	--
Avg. Per Play	5.1	--
NET YARDS RUSHING	1210	--
Avg. Per Game	86.4	--
Total Rushes	341	--
NET YARDS PASSING	3222	--
Avg. Per Game	230.1	--
Sacked/Yards Lost	28/256	--
Gross Yards	3478	--
Att./Comp.	501/261	--
Completion Pct.	52.1	--
Had Intercepted	33	--
PUNTS/AVERAGE	65/43.0	--
NET PUNTING AVG.	65/43.0	--
PENALTIES/YARDS	58/565	--
FUMBLES/BALL LOST	35/24	--
TOUCHDOWNS	39	--
Rushing	11	--
Passing	26	--
Returns	2	--

BY PERIODS	1	2	3	4	OT	PTS.
Oilers	72	102	72	56	0	302
Opponents	79	138	61	94	0	372

SCORING	TDR	PA	RT	PAT	FG	S	TP
Blanda	0	0	0	0	39/39	9/24	0 66
Hennigan	10	0	10	0	0	0	60
Dewveall	7	0	7	0	0	0	42
McLeod	5	0	5	0	0	0	30
Smith	5	3	2	0	0	0	30
Tobin	5	4	1	0	0	0	30
Tolar	3	3	0	0	0	0	18
Dickinson LG1	1	0	0	0	0	0	6
Dickinson TM1	1	0	0	0	0	0	6
Frazier	1	0	1	0	0	0	6
Glick	1	0	0	1	0	0	6
Johnston	1	0	0	1	0	0	6
Oilers	39	11	26	2	39/39	9/24	1302
Opponents	47	12	24	11	--	--	1372

2-point conversions: Oilers 0-0
Opponents 0-0

PASSING	ATT	CMP	PCT	YARDS	YDS/ATT	TD	INT	LG	SK/YDS	RATING
Blanda	423	224	53.0	3003	7.10	24	25	80t	--	70.1
Lee	75	37	49.3	475	6.33	2	8	38	--	38.9
Smith	2	0	0.0	0	0.0	0	0	0	--	39.6
Cannon	1	0	0.0	0	0.0	0	0	0	--	39.6
Oilers	501	261	52.1	3478	6.94	26	33	80t	28/256	64.3

RUSHING	NO	YDS	AVG	LG	TD
Tolar	194	659	3.4	33	3
Tobin	75	271	3.6	32	4
Smith	50	202	4.0	16	3
Cannon	13	45	3.5	12	0
Dickinson LG	6	32	5.3	13	1
Dickinson TM	1	1	1.0	11	1
Norton	1	15	15.0	15	0
Lee	2	9	4.5	8	0
Babb	1	7	7.0	7	0
Blanda	4	1	0.3	7	0
Oilers	341	1210	3.5	33	11

RECEIVING	NO	YDS	AVG	LG	TD
Hennigan	61	1051	17.2	68	10
Dewveall	58	752	13.0	35	7
Tolar	41	275	6.7	33	0
McLeod	33	530	16.1	38	5
Smith	24	270	11.3	36	2
Frazier	16	279	17.4	80t	1
Tobin	13	173	13.3	33t	1
Dickinson LG	6	57	9.5	18	0
Dickinson TM	5	48	9.6	18	0
Kerbow	5	61	12.2	30	0
Cannon	5	39	7.8	12	0
Oilers	261	3478	13.3	80t	26

INTERCEPTIONS	NO	YDS	AVG	LG	TD
Glick	12	180	15.0	45	1
Banfield	7	21	3.0	14	0
Norton	6	86	14.3	37	0
Jancik	3	31	10.3	19	0
Cline	3	16	5.3	9	0
Babb	2	24	12.0	18	0
Johnston	1	90	90.0	90t	1
Dukes	1	4	4.0	4	0
Brabham	1	1	1.0	1	0
Oilers	36	453	12.6	90t	2

PUNTING	NO	YDS	AVG	NET	TB	IN	LG	B
Norton	65	2792	43.0	43.0	0	0	68	0
Oilers	65	2792	43.0	43.0	0	0	68	0

PUNT RETURNS	NO	FC	YDS	AVG	LG	TD
Glick	19	0	171	9.0	22	0
Jancik	13	0	145	11.2	56	0
Oilers	32	0	316	9.9	56	0

KICKOFF RETURNS	NO	YDS	AVG	LG	TD
Jancik	45	1317	29.3	53	0
Glick	20	451	22.6	43	0
Cannon	2	39	19.5	20	0
Michael	1	3	3.0	3	0
Tobin	1	10	10.0	10	0
Tolar	1	4	4.0	4	0
Oilers	70	1824	26.1	53	0

FIELD GOALS	1-19	20-29	30-39	40-49	50+
Oilers	1/2	1/3	4/8	3/8	0/3

Blanda:(30G,46G,32N,42N)
(18G,48G,52N,51N,28N,52N) (44N,37G)
(28G) (37N) (38G,48B,12N) () (26N) (46G)
(47N,32G) (48B,37N) () (35N) ()

Opponents: records not available

TACKLES (Solo, Assists, Total)
records not available

USUAL STARTING LINEUP

OFFENSE

WR Willard Dewveall (88)
LT Walt Suggs (76)
LG Bob Talamini (61)
C Bob Schmidt (52)
RG Hogan Wharton (63)
RT Rich Michael (77)
TE Bob McLeod (81)
WR Charles Hennigan (87)
QB George Blanda (16)
RB Billy Cannon (20)
FB Charles Tolar (44)

DEFENSE

LE Gary Cutsinger (80)
LT Dudley Meredith (74)
RT Ed Husmann (82)
RE Don Floyd (75)
LLB Doug Cline (31)
MLB Gene Babb (33)
RLB Mike Dukes (30)
LCB Tony Banfield (40)
RCB Bobby Jancik (23)
SS Jim Norton (43)
FS Fred Glick (27)

SPECIALISTS

K George Blanda (16)
P Jim Norton (43)

AFL ALL-STAR GAME
ALL-AFL

GM/Head Coach: Frank "Pop" Ivy

Asst. Coaches: Neill Armstrong (defense), W.F. "Red" Conkright (ends), Walt Schlinkman (offense), Joe Spencer (line)

1962 SEASON (11-3)

Head Coach: Frank "Pop" Ivy

Postseason: 0-1

Standings: 1st AFL Eastern

DATE	OPPONENT	SCORE	WL	ATT
Sep.9	at Buffalo	28-23	W	31,236
Sep.16	at Boston	21-34	L	32,276
Sep.23	at San Diego	42-17	W	28,061
Oct.7	BUFFALO	17-14	W	26,350
Oct.14	NEW YORK	56-17	W	20,650
Oct.21	at Denver	10-20	L	34,496
Oct.28	DALLAS	7-31	L	31,750
Nov.4	at Dallas	14-6	W	29,017
Nov.11	at Oakland	28-20	W	11,000
Nov.18	BOSTON	21-17	W	35,250
Nov.25	SAN DIEGO	33-27	W	28,235
Dec.2	DENVER	34-17	W	30,650
Dec.9	OAKLAND	32-17	W	27,400
Dec.15	at New York	44-10	W	8,167
Dec. 23	DALLAS	17-20*	L	37,981

	OILERS	OPP
TOTAL FIRST DOWNS	266	217
Rushing	95	75
Passing	157	126
Penalty	14	16
3rd Down: Made/Att	--	--
3rd Down Pct.	--	--
4th Down: Made/Att	--	--
4th Down Pct.	--	--
POSSESSION AVG.	--	--
TOTAL NET YARDS	4971	--
Avg. Per Game	355.1	--
Total Plays	943	--
Avg. Per Play	5.3	--
NET YARDS RUSHING	1742	--
Avg. Per Game	124.4	--
Total Rushes	457	--
NET YARDS PASSING	3229	--
Avg. Per Game	230.6	--
Sacked/Yards Lost	11/94	--
Gross Yards	3323	--
Att./Comp.	475/227	--
Completion Pct.	47.8	--
Had Intercepted	48	--
PUNTS/AVERAGE	56/41.0	--
NET PUNTING AVG.	56/41.0	--
PENALTIES/YARDS	63/633	--
FUMBLES/BALL LOST	17/9	--
TOUCHDOWNS	50	--
Rushing	15	--
Passing	32	--
Returns	3	--

BY PERIODS	1	2	3	4	OT PTS	
Oilers	93	119	98	77	0	387
Opponents	79	87	47	57	0	270

SCORING	TDR	PA	RT	PAT	FG	S	TP	
Blanda	0	0	0	0	48/49	11/26	0	81
Cannon	13	7	6	0			0	80
Hennigan	8	0	8	0			0	48
Tolar	8	7	1	0			0	48
McLeod	6	0	6	0			0	36
Dewveall	5	0	5	0			0	30
Groman	3	0	3	0			0	18
Smith	3	1	2	0			0	18
Babb	1	0	1	0			0	6
Banfield	1	0	1	0			0	6
Floyd	1	0	1	0			0	6
Frazier	1	0	1	0			0	6
Oilers	50	15	32	3	48/49	11/26	2	387
Opponents	33	10	18	5	N/A	N/A	0	270

2-point conversions: Oilers 0-0
Opponents 0-0

PASSING	ATT	CMP	PCT	YARDS	YDS/ATT	TD	INT	LG	SK/YDS	RATING
Blanda	418	197	47.1	2810	6.72	27	42	78t	--	51.3
Lee	50	26	52.0	433	8.66	4	5	98t	--	68.6
Cannon	3	2	66.7	46	15.33	1	0	40t	--	149.3
Smith	3	2	66.7	34	11.33	0	0	19	--	104.9
Tolar	1	0	0.0	0	0.0	0	0	0	--	0.0
Oilers	475	227	47.8	3323	7.00	32	48	98t	11/94	53.9

RUSHING	NO	YDS	AVG	LG	TD
Tolar	244	1012	4.1	25	7
Cannon	147	474	3.2	64t	7
Smith	56	249	4.4	41	1
Blanda	3	6	2.0	10	0
Lee	4	1	0.3	4	0
Babb	3	0	0.0	2	0
Oilers	457	1742	3.8	64t	15

RECEIVING	NO	YDS	AVG	LG	TD
Hennigan	54	867	16.1	78t	8
McLeod	33	578	17.5	55t	6
Dewveall	33	576	17.5	98t	5
Cannon	32	451	14.1	60t	6
Tolar	30	251	8.4	35t	1
Groman	21	328	15.6	54t	3
Smith	17	117	6.9	29	2
Frazier	7	155	22.1	73t	1
Oilers	227	3323	14.6	98t	32

INTERCEPTIONS	NO	YDS	AVG	LG	TD
Norton	8	75	9.4	36	0
Banfield	6	17	2.8	11	0
Floyd	4	50	12.5	28t	1
Johnston	4	31	7.8	27	0
Glick	3	53	17.7	31	0
Jancik	2	33	16.5	33	0
Babb	2	31	15.5	31t	0
Cline	2	14	7.0	14	0
Dukes	2	11	5.5	6	0
Suci	1	22	22.0	22	0
Cutsinger	1	3	3.0	3	0
Oilers	35	340	9.7	36	2

PUNTING	NO	YDS	AVG	NET	TB	IN	LG	B
Norton	56	2298	41.0	41.0	0	0	64	1
Oilers	56	2298	41.0	41.0	0	0	64	1

PUNT RETURNS	NO	FC	YDS	AVG	LG	TD
Jancik	14	0	116	8.3	21	0
Click	12	0	79	6.6	17	0
Banfield	2	0	71	35.5	50t	1
Oilers	28	0	266	9.5	50t	1

KICKOFF RETURNS	NO	YDS	AVG	LG	TD
Jancik	24	726	30.3	61	0
Cannon	18	442	24.6	38	0
Smith	2	37	18.5	23	0
Tolar	2	18	9.0	18	0
Glick	1	22	22.0	22	0
McLeod	1	0	0.0	0	0
Oilers	48	1245	25.9	61	0

FIELD GOALS	1-19	20-29	30-39	40-49	50+
Oilers	5/7	2/4	2/4	1/7	1/4

Blanda: (29N,45N,48N) (51N,10N) (47N)
(N,16G,37N) (47N) (18G) () (34N,47B)
(50N) () (50N,42G,22G,39G,26N)
(16G,20G) (54G,14G,11G) (30G,46N)

SACKS
Opponents 11.0

TACKLES (Solo, Assists, Total)
records not available

USUAL STARTING LINEUP

OFFENSE

WR Willard Dewveall (88)
 LT Al Jamison (70)
 LG Bob Talamini (61)
 C Bob Schmidt (52)
 RT Hogan Wharton (63)
 RG Rich Michael (77)
 TE Bob McLeod (81)
 QB Charles Hennigan (87)
 WR George Blanda (16)
 RB Billy Cannon (20)
 FB Charles Tolar (44)

DEFENSE

LE Gary Cutsinger (80)
 LT Ed Culpepper (78)
 RE Ed Husmann (82)
 RT Don Floyd (75)
 LLB Doug Cline (31)
 MLB Gene Babb (33)
 RLB Mike Dukes (30)
 LCB Tony Banfield (40)
 RCB Mark Johnston (41)
 Bobby Jancik (23)
 SS Jim Norton (43)
 FS Fred Glick (27)

SPECIALISTS

K George Blanda (16)
 P Jim Norton (43)

AFL ALL-STAR GAME
 ALL-AFL

GM: Don Suman; Head Coach: Frank "Pop" Ivy
 Asst. Coaches: Neill Armstrong (defense), Walt Schlinkman (offense), Joe Spencer (line)

1961 SEASON (10-3-1)

Head Coach: Lou Rymkus (5 games) Postseason: 1-0
Wally Lemm (Last 9 games)

Standings: 1st AFL Eastern

DATE	OPPONENT	SCORE	WL	ATT
Sep. 9	OAKLAND	55-0	W	16,231
Sep.24	at San Diego	24-34	L	29,210
Oct. 1	at Dallas	21-26	L	28,000
Oct. 8	BUFFALO	12-22	L	22,761
Oct.13	at Boston	31-31	T	15,070
Oct.22	DALLAS	38-7	W	21,237
Oct.29	at Buffalo	28-16	W	23,228
Nov. 5	at Denver	55-14	W	11,564
Nov.12	BOSTON	27-15	W	35,649
Nov.19	NEW YORK	49-13	W	33,428
Nov.26	DENVER	45-14	W	27,864
Dec. 3	SAN DIEGO	33-13	W	37,845
Dec.10	at New York	48-21	W	9,462
Dec.17	at Oakland	47-16	W	4,821
Dec.24	at San Diego	10-3	W	29,556

	OILERS	OPP
TOTAL FIRST DOWNS	293	235
Rushing	97	87
Passing	182	126
Penalty	14	22
3rd Down: Made/Att	--	--
3rd Down Pct.	--	--
4th Down: Made/Att	--	--
4th Down Pct.	--	--
Possession Avg.	--	--
Total Net Yards	6288	--
Avg. Per Game	449.1	--
Total Plays	964	--
Avg. Per Play	6.5	--
Net Yards Rushing	1896	--
Avg. Per Game	135.4	--
Total Rushes	452	--
Net Yards Passing	4392	--
Avg. Per Game	313.7	--
Sacked/Yards Lost	14/176	--
Gross Yards	4568	--
Att./Comp.	498/254	--
Completion Pct.	51.0	--
Had Intercepted	29	--
Punts/Average	56/39.1	--
Net Punting Avg.	56/39.1	--
Penalties/Yards	83/689	--
Fumbles/Ball Lost	19/11	--
Touchdowns	66	--
Rushing	15	--
Passing	48	--
Returns	3	--

BY PERIODS	1	2	3	4	OT	PTS
Oilers	85	180	92	156	0	513
Opponents	44	76	48	74	0	242

SCORING	TD	R	P	A	PT	FG	S	TP
Blanda	0	0	0	0	64/65	16/29	0	112
Groman	18	1	17	0				0108
Cannon	15	6	9	0				090
Hennigan	12	0	12	0				072
Tolar	5	4	1	0				030
Dewveall	3	0	3	0				018
King	3	2	1	0				018
Smith	3	2	1	0				018
Cline	2	0	0	2				114
McLeod	2	0	2	0				012
Hall	1	0	1	0				06
Johnston	1	0	0	1				06
White	1	0	1	0				06
White	1	0	0	0				06
White	0	0	0	0		1/1	0/0	01
Oilers	66	15	48	3	65/66	16/29	2	513
Opponents	33	17	13	3	0/0	0/0	0	242

2-point conversions:
Oilers 0-0 Opponents 0-0

PASSING	ATT	CMP	PCT	YARDS	YDS/ATT	TD	INT	LG	SK/YDS	RATING
Blanda	362	187	51.7	3330	9.20	36	22	80t	--	91.3
Lee	127	66	52.0	1205	9.49	12	6	80t	--	96.7
Cannon	5	0	0.0	0	0.0	0	1	0	--	0.0
Smith	2	1	50.0	33	16.50	0	0	33	--	95.8
Groman	1	0	0.0	0	0.0	0	0	0	--	39.6
Tolar	1	0	0.0	0	0.0	0	0	0	--	39.6
Oilers	498	254	51.0	4568	9.17	48	29	80t	14/176	90.7

RUSHING	NO	YDS	AVG	LG	TD
Cannon	200	948	4.7	61t	6
Tolar	157	577	3.7	28	4
Smith	60	258	4.3	21	2
King	12	50	4.2	17t	2
Lee	8	36	4.5	9	0
Hall	7	13	1.9	9	0
Blanda	7	12	1.7	7	0
Groman	1	2	2.0	2t	1
Oilers	452	1896	4.2	61t	15

RECEIVING	NO	YDS	AVG	LG	TD
Hennigan	82	1746	21.3	80t	12
Groman	50	1175	23.5	80t	17
Cannon	43	586	13.6	78t	9
Tolar	24	219	9.1	32	1
McLeod	14	172	12.3	18	2
White	13	238	18.3	49	1
Dewveall	12	200	16.7	66t	3
Smith	10	131	13.1	37	1
King	3	83	27.7	44t	1
Hall	1	20	20.0	20t	1
Spence	1	14	14.0	14	0
Blanda	1	-16	-16.0	-16	0
Oilers	254	4568	18.0	80t	48

INTERCEPTIONS	NO	YDS	AVG	LG	TD
Norton	9	150	16.7	36	0
Banfield	8	136	17.0	58	0
Johnston	4	59	14.8	27	0
Glick	4	28	7.0	11	0
Milstead	2	25	12.5	22	0
Morris	1	31	31.0	31	0
Laraway	1	30	30.0	30	0
Cline	1	24	24.0	24	0
Spence	1	23	23.0	23	0
Trask	1	17	17.0	17	0
Dukes	1	5	5.0	5	0
Oilers	33	528	16.0	58	0

PUNTING	NO	YDS	AVG	NET	TB	LG	B
Norton	48	1952	40.7	0	0	63	0
Hall	8	238	29.8	29.8	0	50	0
Oilers	56	2190	39.1	39.1	0	63	0

PUNT RETURNS	NO	FC	YDS	AVG	LG	TD
Cannon	9	0	70	7.8	20	0
King	7	0	32	4.6	10	0
Hall	2	0	1	0.5	1	0
Smith	1	0	15	15.0	15	0
Oilers	19	0	118	6.2	20	0

KICKOFF RETURNS	NO	YDS	AVG	LG	TD
Cannon	18	439	24.4	47	0
King	8	190	23.8	41	0
Hall	6	140	23.3	33	0
Dukes	4	57	14.3	23	0
Tolar	2	42	21.0	22	0
Cline	1	24	24.0	24	0
Laraway	1	22	22.0	22	0
McLeod	1	13	13.0	13	0
Smith	1	5	5.0	5	0
Wharton	1	8	8.0	8	0
Oilers	43	940	21.9	47	0

FIELD GOALS	1-19	20-29	30-39	40-49	50+
Oilers	6/7	6/8	1/2	1/6	2/6

Blanda: (27G,14G) (28G) ()
(41N,48N,14G, 46N,54N) (36N,51N,24G)
(54N,53G,47N) (24N,45N) (48G,33G)
(25G,19G) (N) (9G) (55G,23G,27N)
(16G,27G,51N) (12G)

USUAL STARTING LINEUP

OFFENSE

WR Bill Groman (89)
LT Al Jamison (70)
LG Bob Talamini (61)
C Bob Schmidt (52)
RG Hogan Wharton (63)
RT Rich Michael (77)
TE John White (86)
Bob McLeod (81)
WR Charles Hennigan (87)
QB George Blanda (16)
RB Billy Cannon (20)
FB Charles Tolar (44)

DEFENSE

LE Dalva Allen (80)
LT Orville Trask (79)
RT Ed Husmann (82)
RE Don Floyd (75)
LLB Doug Cline (31)
MLB Dennis Morris (50)
RLB Mike Dukes (30)
LCB Tony Banfield (40)
RCB Mark Johnston (41)
SS Jim Norton (43)
FS Fred Glick (27)

SPECIALISTS

K George Blanda (16)
P Jim Norton (43)

AFL ALL-STAR GAME
ALL-AFL

GM: Don Suman; Head Coach: Lou Rymkus (five games), Wally Lemm (final nine games)
Asst. Coaches: Walt Schlinkman (off. backs), Mac Speedie (ends), Joe Spencer (line), Fred Wallner (defense)

1960 SEASON (10-4)

Head Coach: Lou Rymkus

Postseason: 1-0

Standings: 1st AFL Eastern

DATE	OPPONENT	SCORE	WL	ATT
Sep.11	at Oakland	37-22	W	12,703
Sep.18	LOS ANGELES	38-28	W	20,156
Sep.25	OAKLAND	13-14	L	16,421
Oct. 9	NEW YORK	27-21	W	16,151
Oct.16	DALLAS	20-10	W	19,026
Oct.23	at New York	42-28	W	21,000
Oct.30	at Buffalo	24-25	L	23,001
Nov. 6	at Denver	45-25	W	14,489
Nov.13	at Los Angeles	21-24	L	21,805
Nov.20	DENVER	20-10	W	20,778
Nov.25	at Boston	24-10	W	27,123
Dec. 4	at Dallas	0-24	L	20,000
Dec.11	BUFFALO	31-23	W	25,247
Dec.18	BOSTON	37-21	W	22,352
Jan. 1	LOS ANGELES	24-16	W	32,183

	OILERS	OPP
TOTAL FIRST DOWNS	262	282
Rushing	83	90
Passing	153	164
Penalty	26	28
3rd Down: Made/Att	--	--
3rd Down Pct.	--	--
4th Down: Made/Att	--	--
4th Down Pct.	--	--
POSSESSION AVG.	--	--
TOTAL NET YARDS	4936	--
Avg. Per Game	352.6	--
Total Plays	930	--
Avg. Per Play	5.3	--
NET YARDS RUSHING	1733	--
Avg. Per Game	123.8	--
Total Rushes	452	--
NET YARDS PASSING	3203	--
Avg. Per Game	228.8	--
Sacked/Yards Lost	22/168	--
Gross Yards	3371	--
Att./Comp.	456/218	--
Completion Pct.	47.8	--
Had Intercepted	28	--
PUNTS/AVERAGE	72/35.8	--
NET PUNTING AVG.	72/35.8	--
PENALTIES/YARDS	75/750	--
FUMBLES/BALL LOST	36/17	--
TOUCHDOWNS	48	--
Rushing	15	--
Passing	31	--
Returns	2	--

BY PERIODS	1	2	3	4	OT PTS
Oilers	93	106	91	89	0 379
Opponents	64	94	72	55	0 285

SCORING	TD	RU	PART	PAT	FG	S	TP
Blanda	4	4	0	0	46/47	15/33	0 115
Groman	12	0	12	0	0	0	72
Cannon	7	1	5	1	0	0	42
Smith	7	5	2	0	0	0	42
Hennigan	6	0	6	0	0	0	36
Carson	4	0	4	0	0	0	24
Tolar	3	3	0	0	0	0	18
Cline	2	2	0	0	0	0	12
Atchason LG	1	0	1	0	0	0	6
Atchason TM	1	0	1	0	0	0	6
Hall	1	0	1	0	0	0	6
Witcher	1	0	1	0	0	0	6
Oilers	48	15	31	2	46/47	15/33	0 379
Opponents	36	6	28	2	0/0	0/0	0 285

2-point conversions: Oilers 0-0
Opponents 0-0

PASSING	ATT	CMP	PCT	YARDS	YDS/ATT	TD	INT	LG	SK/YDS	RATING
Blanda	363	169	46.6	2413	6.65	24	22	75	0/0	65.4
Lee	77	41	53.2	842	10.94	5	6	92t	0/0	81.2
Milstead	7	4	57.1	43	6.14	0	0	30	0/0	75.3
Smith	5	3	60.0	70	14.00	1	0	31	0/0	143.8
Cannon	3	0	0.0	0	0.00	0	0	0	0/0	39.6
Groman	1	1	100.0	3	3.00	1	0	3t	0/0	118.8
Oilers	456	218	47.8	3371	7.39	31	28	92t	22/168	69.8

RUSHING	NO	YDS	AVG	LG	TD
Cannon	152	644	4.2	39	1
Smith	154	643	4.2	65	5
Tolar	54	179	3.3	40t	3
Hall	30	118	3.9	16	0
Cline	37	105	2.8	19	2
Blanda	16	16	1.0	9	4
Talamini	0	14	--	14	0
Lee	6	11	1.8	10	0
Milstead	3	3	1.0	7	0
Oilers	452	1733	3.8	65	15

RECEIVING	NO	YDS	AVG	LG	TD
Groman	72	1473	20.5	92t	12
Carson	45	604	13.4	47	4
Hennigan	44	722	16.4	73t	6
Smith	22	216	9.8	40t	2
Cannon	15	187	12.5	53t	5
Tolar	7	71	10.1	21	0
Atchason LG	5	48	9.6	14	1
Atchason TM	3	26	8.7	12	1
Witcher	4	34	8.5	13	1
Cline	4	15	3.8	10	0
J. White	1	18	18.0	18	0
Norton	1	5	5.0	5	0
Oilers	218	3371	15.5	92t	31

INTERCEPTIONS	NO	YDS	AVG	LG	TD
Johnston	4	42	10.5	33	0
Morris	4	32	8.0	26	0
Spence	4	5	1.3	5	0
Gordon	3	45	15.0	20	0
Banfield	3	22	7.3	22	0
Dukes	2	34	17.0	29	0
Kendall	2	10	5.0	10	0
Allen	1	0	0.0	0	0
Norton	1	0	0.0	0	0
Witcher	1	0	0.0	0	0
Oilers	25	190	7.6	33	0

PUNTING	NO	YDS	AVG	NET	TB	IN	LG	B
Milstead	66	2365	35.8	35.8	0	0	54	0
Hall	6	210	35.0	35.0	0	0	41	0
Oilers	72	2575	35.8	35.8	0	0	54	0

PUNT RETURNS	NO	FC	YDS	AVG	LG	TD
Hall	6	0	72	12.0	26	0
Tolar	5	0	40	8.0	15	0
Cannon	4	0	96	24.0	51	0
Oilers	15	0	208	13.9	51	0

KICKOFF RETURNS	NO	YDS	AVG	LG	TD
Hall	19	594	31.3	104t	1
Tolar	13	249	19.2	35	0
Cannon	8	266	33.3	88t	1
Dukes	4	58	14.5	20	0
Cline	3	42	14.0	16	0
Jamison	1	5	5.0	5	0
J. White	0	11	--	11	0
Oilers	48	1225	25.5	104t	1

FIELD GOALS	1-19	20-29	30-39	40-49	50+
Oilers	6/14	3/5	3/5	1/6	2/3

Blanda: (18G.) (13G) (36G,17N,10G,28N)
(N. N. N., N.22G,36G) (19G,40N,23G,47N)
(N) (50G) (45N,44G,40N) (52N) (40N)
(35N,20N,32N,16G) (18N)(53G)
(32G,26G,10G)

Opponents: records not available

TACKLES (Solo, Assists, Total)
records not available

USUAL STARTING LINEUP

OFFENSE

WR	Bill Groman (89)
LT	Al Jamison (70)
LG	Bob Talamini (61)
C	George Belotti (57)
	Hugh Pitts (53)
RT	Hogan Wharton (63)
RG	Rich Michael (77)
TE	John Carson (82)
	John White (86)
WR	Charles Hennigan (87)
QB	George Blanda (16)
RB	Billy Cannon (20)
FB	Dave Smith (32)

DEFENSE

LE	Dalva Allen (80)
LT	Orville Trask (79)
RT	Jerry Helluin (72)
	George Shirkey (74)
RE	Don Floyd (75)
LLB	Doug Cline (31)
MLB	Dennit Morris (50)
RLB	Mike Dukes (30)
LCB	Jim Norton (43)
RCB	Mark Johnston (41)
SS	Bobby Gordon (47)
	Charles Kendall (34)
FS	Julian Spence (24)

SPECIALISTS

K	George Blanda (16)
P	Charles Milstead (12)

ALL-AFL

GM: (none); Head Coach: Lou Rymkus
Asst. Coaches: Wally Lemm, Walt Schlinkman, Mac Speedie, Fred Wallner

PRESEASON RESULTS

1960 (2-3)

SITE	OPPONENT	OILERS	OPP
Tulsa, Okla.	Dallas	10	27
Los Angeles	Los Angeles	13	22
Houston	Denver	42	3
Mobile, Ala.	N.Y. Titans	30	14
Dallas	Dallas	3	24

1961 (3-2)

SITE	OPPONENT	OILERS	OPP
San Diego	San Diego	14	27
Honolulu, Hawaii	Oakland	35	17
Honolulu, Hawaii	San Diego	28	42
Greenville, S.C.	N.Y. Titans	30	20
Mobile, Ala.	Denver	42	20

1962 (4-1)

SITE	OPPONENT	OILERS	OPP
Houston	N.Y. Titans	33	27
Atlanta	Denver	33	17
New Orleans	Boston	20	10
Mobile, Ala.	Buffalo	14	21
Miami	Dallas	34	31

1963 (3-2)

SITE	OPPONENT	OILERS	OPP
Denver	Denver	10	27
Shreveport, La.	N.Y. Jets	17	0
Lowell, Mass.	Boston	21	20
Houston	San Diego	3	21
Wichita, Kan.	Kansas City	23	17

1964 (1-4)

SITE	OPPONENT	OILERS	OPP
Boston	Boston	38	7
Little Rock, Ark.	San Diego	36	44
Houston	Denver	20	32
Las Vegas, Nev.	Oakland	20	34
Houston	Kansas City	17	27

1965 (5-0)

SITE	OPPONENT	OILERS	OPP
Alexandria, Va.	N.Y. Jets	21	16
Buffalo	Buffalo	29	7
Houston	Boston	27	6
San Antonio, Texas	Denver	25	3
Little Rock, Ark.	San Diego	13	10

1966 (1-3)

SITE	OPPONENT	OILERS	OPP
Houston	Oakland	26	17
Birmingham, Ala.	N.Y. Jets	10	16
Little Rock, Ark.	Buffalo	16	2
Kansas City	Kansas City	20	31

1967 (0-4)

SITE	OPPONENT	OILERS	OPP
Houston	Kansas City	9	34
Oakland	Oakland	7	24
Charlotte, N.C.	N.Y. Jets	7	13
Houston	Dallas	17	30

1968 (4-1)

SITE	OPPONENT	OILERS	OPP
Houston	Washington	9	3
Houston	N.Y. Jets	28	14
Houston	New Orleans	24	23
Tulsa, Okla.	Buffalo	37	7
Houston	Dallas	19	33

1969 (3-2)

SITE	OPPONENT	OILERS	OPP
Houston	Buffalo	24	7
Houston	Baltimore	29	33
Houston	Chicago	19	17

Houston	Dallas	11	14
New Orleans	New Orleans	30	14

1970 (2-4)

SITE	OPPONENT	OILERS	OPP
Houston	Chicago	13	23
Houston	New Orleans	10	19
Houston	Minnesota	7	14
Houston	Dallas	37	21
Los Angeles	Los Angeles	3	20
Miami	Philadelphia	27	7

1971 (4-3)

SITE	OPPONENT	OILERS	OPP
Canton, Ohio	Los Angeles	6	17
Houston	N.Y. Giants	35	6
St. Louis	St. Louis	14	16
Houston	Philadelphia	21	17
Houston	Dallas	20	28
Houston	Chicago	37	17
New Orleans	New Orleans	24	17

1972 (2-3-1)

SITE	OPPONENT	OILERS	OPP
Dallas	Dallas	24	25
Chicago	Chicago	17	20
Houston	Green Bay	20	3
Houston	St. Louis	33	24
Minnesota	Minnesota	14	26
Houston	New Orleans	14	14

1973 (2-4)

SITE	OPPONENT	OILERS	OPP
Houston	N.Y. Jets	13	16
Houston	Chicago	7	34
Green Bay	Green Bay	14	33
Houston	Dallas	27	24
Houston	Baltimore	20	9
New Orleans	New Orleans	10	16

1974 (3-3)

SITE	OPPONENT	OILERS	OPP
Houston	N.Y. Giants	16	7
Washington	Washington	48	3
Dallas	Dallas	13	19
Houston	Atlanta	6	10
Houston	Chicago	37	20
Houston	New Orleans	16	24

1975 (3-3)

SITE	OPPONENT	OILERS	OPP
New Orleans	New Orleans	13	7
Houston	Washington	24	13
Denver	Denver	21	27
Houston	Dallas	14	17
Houston	Baltimore	21	26
Chicago	Chicago	24	13

1976 (0-6)

SITE	OPPONENT	OILERS	OPP
Kansas City	Kansas City (OT)	3	9
Houston	New Orleans	10	13
Houston	N.Y. Giants	14	30
Houston	N.Y. Jets	24	27
Houston	Miami	6	10
Dallas	Dallas (OT)	20	26

1977 (2-4)

SITE	OPPONENT	OILERS	OPP
Oakland	Oakland	0	40
Houston	Baltimore	7	14
Houston	Chicago	10	14
Houston	San Francisco	17	3
Houston	Dallas	23	14
New Orleans	New Orleans	16	20

PRESEASON RESULTS

1978 (1-3)

SITE	OPPONENT	OILERS	OPP
Houston	Denver	12	17
Houston	Philadelphia	10	28
Dallas	Dallas	27	13
Houston	New Orleans	3	17

1979 (1-3)

SITE	OPPONENT	OILERS	OPP
Houston	N.Y. Jets	14	21
Houston	St. Louis	9	7
Dallas	Dallas	13	16
New Orleans	New Orleans	7	10

1980 (2-2)

SITE	OPPONENT	OILERS	OPP
Houston	Tampa Bay	7	21
Houston	New Orleans	20	17
Dallas	Dallas	13	20
Houston	Buffalo	24	7

1981 (1-3)

SITE	OPPONENT	OILERS	OPP
Houston	Philadelphia	13	10
New Orleans	New Orleans	7	27
Tampa Bay	Tampa Bay	17	27
Dallas	Dallas	20	28

1982 (2-2)

SITE	OPPONENT	OILERS	OPP
Houston	New Orleans	22	20
Houston	N.Y. Jets	16	33
Houston	Tampa Bay	21	6
Dallas	Dallas	14	20

1983 (0-4)

SITE	OPPONENT	OILERS	OPP
Houston	Baltimore	0	15
Houston	Tampa Bay	17	23
New Orleans	New Orleans	13	20
Dallas	Dallas	31	34

1984 (1-3)

SITE	OPPONENT	OILERS	OPP
Tampa Bay	Tampa Bay	17	30
Houston	N.Y. Jets	36	17
Houston	New Orleans	19	31
Dallas	Dallas	24	31

1985 (1-4)

SITE	OPPONENT	OILERS	OPP
Canton, Ohio	N.Y. Giants	20	21
Los Angeles	L.A. Rams	3	7
New Orleans	New Orleans	23	20
Houston	Kansas City	19	24
Dallas	Dallas	10	20

1986 (4-0)

SITE	OPPONENT	OILERS	OPP
Los Angeles	L.A. Rams	17	14
Houston	Buffalo	23	20
Houston	New Orleans	24	13
Dallas	Dallas	17	14

1987 (2-2)

SITE	OPPONENT	OILERS	OPP
Houston	Kansas City	20	32
New Orleans	New Orleans	16	13
Indianapolis	Indianapolis	6	17
Dallas	Dallas	18	13

1988 (4-0)

SITE	OPPONENT	OILERS	OPP
Houston	Buffalo	13	9
Memphis, Tenn.	New England	27	14

Los Angeles	L.A. Rams	20	17
Dallas	Dallas	54	10

1989 (2-2)

SITE	OPPONENT	OILERS	OPP
Tampa Bay	Tampa Bay	23	41
Jacksonville, Fla.	Miami	26	10
Oakland	L.A. Raiders	23	21
Dallas	Dallas	28	30

1990 (1-3)

SITE	OPPONENT	OILERS	OPP
Houston	Detroit	10	34
Houston	N.Y. Giants	10	13
Minnesota	Minnesota	21	22
Dallas	Dallas	27	6

1991 (2-2)

SITE	OPPONENT	OILERS	OPP
San Diego	San Diego	29	31
Houston	Atlanta	7	36
Houston	Dallas	30	20
Memphis, Tenn.	L.A. Rams	16	13

1992 (4-1)

SITE	OPPONENT	OILERS	OPP
Tokyo, Japan	Dallas	34	23
Detroit	Detroit	17	7
Dallas	Dallas	17	16
New Orleans	New Orleans	33	3
Los Angeles	L.A. Raiders	26	30

1993 (1-3)

SITE	OPPONENT	OILERS	OPP
San Antonio, Texas	New Orleans	28	37
Houston	Detroit	20	24
San Antonio, Texas	Dallas	23	20
Houston	Seattle	10	20

1994 (2-3)

SITE	OPPONENT	OILERS	OPP
Kansas City	Kansas City	17	24
San Antonio, Texas	San Diego	31	3
Mexico City, Mexico	Dallas	6	0
San Antonio, Texas	Buffalo	16	18
Houston	L.A. Raiders	23	24

1995 (0-3)

SITE	OPPONENT	OILERS	OPP
Houston	Arizona	13	16
Knoxville, Tenn.	Washington (OT)	13	16
Houston	San Diego	cancel	
San Antonio, Texas	Dallas	0	10

1996 (2-2)

SITE	OPPONENT	OILERS	OPP
Jackson, Miss.	N.Y. Jets	31	13
Houston	Indianapolis	16	12
Houston	Detroit	23	34
Orlando, Fla.	Dallas	19	24

1997 (0-4)

SITE	OPPONENT	OILERS	OPP
Memphis, Tenn.	New Orleans	12	21
Nashville	Washington	12	18
Nashville	San Diego	7	21
Dallas	Dallas	10	34

1998 (3-1)

SITE	OPPONENT	OILERS	OPP
Atlanta	Atlanta	31	16
Nashville	Washington	24	27
New Orleans	New Orleans	26	24
Nashville	Denver	16	13

PRESEASON RESULTS

1999 (1-3)

SITE	OPPONENT	TITANS	OPP
Kansas City	Kansas City	20	22
Phoenix	Arizona	17	27
Nashville	Atlanta	17	3
Nashville	New Orleans	11	12

2000 (3-1)

SITE	OPPONENT	TITANS	OPP
Nashville	Kansas City	14	10
Nashville	St. Louis	30	3
Philadelphia	Philadelphia	32	34
Chicago	Chicago	34	28

2001 (3-1)

SITE	OPPONENT	TITANS	OPP
Nashville	Chicago	27	24
St. Louis	St. Louis	23	10
Nashville	Philadelphia	14	20
Detroit	Detroit	28	25

2002 (2-2)

SITE	OPPONENT	TITANS	OPP
Nashville	St. Louis	28	26
Nashville	Oakland	24	14
Minnesota	Minnesota	10	14
Green Bay	Green Bay	20	21

2003 (4-0)

SITE	OPPONENT	TITANS	OPP
Nashville	Cleveland	10	6
Nashville	Buffalo	37	24
Cincinnati	Cincinnati	23	15
Green Bay	Green Bay	27	3

2004 (3-1)

SITE	OPPONENT	TITANS	OPP
Nashville	Cleveland	24	3
Buffalo	Buffalo	16	15
Dallas	Dallas	17	20
Nashville	Green Bay	27	7

2005 (1-3)

SITE	OPPONENT	TITANS	OPP
Nashville	Tampa Bay (OT)	10	17
Atlanta	Atlanta	24	21
San Francisco	San Francisco (OT)	13	16
Nashville	Green Bay	17	21

2006 (1-3)

SITE	OPPONENT	TITANS	OPP
Nashville	New Orleans	16	19
Denver	Denver	10	35
Nashville	Atlanta	6	20
Green Bay	Green Bay	35	21

2007 (3-1)

SITE	OPPONENT	TITANS	OPP
Nashville	Washington	6	14
New England	New England	27	24
Buffalo	Buffalo	28	17
Nashville	Green Bay	30	14

2008 (3-1)

SITE	OPPONENT	TITANS	OPP
Nashville	St. Louis	34	13
Nashville	Oakland	17	16
Atlanta	Atlanta	3	17
Green Bay	Green Bay	23	21

2009 (3-2)

SITE	OPPONENT	TITANS	OPP
Canton, Ohio	Buffalo	21	18
Nashville	Tampa Bay	27	20
Dallas	Dallas	10	30
Cleveland	Cleveland	17	23
Nashville	Green Bay	27	13

PRESEASON SUMMARY

SUMMARY (1960-09)	WON	LOST	TIED	WON	LOST	TIED
Titans vs. Arizona	2	3	0	6	0	0
Titans vs. Atlanta	3	4	0	11	14	1
Titans vs. Buffalo	10	3	0	2	3	0
Titans vs. Chicago	6	4	0	8	6	0
Titans vs. Cincinnati	1	0	0	5	5	0
Titans vs. Cleveland	2	1	0	3	3	0
Titans vs. Dallas	13	21	0	7	3	0
Titans vs. Denver	5	5	0	2	7	0
Titans vs. Detroit	2	3	0	1	1	0
Titans vs. Green Bay	7	3	0	0	1	0
Titans vs. Indianapolis	2	5	0	2	6	0
Titans vs. Kansas City	3	10	0	3	4	0
Titans vs. Miami	1	1	0			
Titans vs. Minnesota	0	4	0	TOTALS:	107	120
						1

REGULAR SEASON AND PLAYOFF RESULTS SUMMARY

*All-time regular season and playoff records versus 31 NFL opponents
(Home and away records include regular season and playoffs)*

Opponent	Home	Away	Playoffs	Total	Streak	Last Time
Arizona	2-3-0	2-2-0	0-0-0	4-5-0	W1	11/29/09 at Ten, W 20-17
Atlanta	5-1-0	2-4-0	0-0-0	7-5-0	W5	10/7/07 at Ten, W 20-13
Baltimore	4-6-0	5-4-0	1-2-0	9-10-0	L1	1/10/09 at Ten (Div), L 10-13
Buffalo	14-6-0	12-10-0	1-2-0	26-16-0	W3	11/15/09 at Ten, W 41-17
Carolina	1-1-0	1-0-0	0-0-0	2-1-0	W2	11/4/07 at Ten, W 20-7
Chicago	2-3-0	3-2-0	0-0-0	5-5-0	W1	11/9/08 at Chi, W 21-14
Cincinnati	22-12-1	17-20-0	0-1-0	39-32-1	W1	9/4/08 at Cin, W 24-7
Cleveland	13-18-0	15-15-0	1-0-0	28-33-0	W1	12/7/08 at Ten, W 28-9
Dallas	2-4-0	3-3-0	0-0-0	5-7-0	L2	10/1/06 at Ten, L 14-45
Denver	14-5-0	7-10-1	1-2-0	21-15-1	L2	11/19/07 at Ten, L 20-34
Detroit	4-2-0	3-1-0	0-0-0	7-3-0	W3	11/27/08 at Det, W 47-10
Green Bay	2-3-0	4-1-0	0-0-0	6-4-0	W3	11/2/08 at Ten, W 19-16 (OT)
Houston	6-2-0	6-2-0	0-0-0	11-3-0	W1	11/23/09 at Hou, W 20-17
Indianapolis	6-7-0	7-11-0	1-0-0	13-18-0	L3	12/6/09 at Ind, L 17-27
Jacksonville	8-7-0	10-6-0	1-0-0	18-13-0	W1	11/1/09 at Ten, W 30-13
Kansas City	12-11-0	8-16-0	0-2-0	20-27-0	W2	10/19/08 at KC, W 34-10
Miami	8-7-0	7-10-0	1-0-0	15-17-0	W1	12/20/09 at Ten, W 27-24 (OT)
Minnesota	3-1-0	1-6-0	0-0-0	4-7-0	W1	9/28/08 at Ten, W 30-17
New England	10-6-0	6-16-1	1-1-0	16-22-1	L4	10/18/09 at NE, L 0-59
New Orleans	2-2-1	5-2-0	0-0-0	7-4-1	W4	9/24/07 at NO, W 31-14
NY Giants	3-2-0	1-3-0	0-0-0	4-5-0	W4	11/26/06 at Ten, W 24-21
NY Jets	16-6-0	6-11-1	1-0-0	22-17-1	L2	9/27/09 at NYJ, L 17-24
Oakland	14-11-0	4-16-0	0-4-0	18-27-0	W1	10/28/07 at Ten, W 13-9
Philadelphia	1-3-0	2-3-0	0-0-0	3-6-0	W3	11/19/06 at Phi, W 31-13
Pittsburgh	19-17-0	11-25-0	1-3-0	30-42-0	L1	9/10/09 at Pit, L 10-13 (OT)
St. Louis	3-4-0*	1-3-0	0-1-0	4-7-0*	W1	12/13/09 at Ten, W 47-7
San Diego	11-9-0	5-15-1	3-1-0	16-24-1	L7	12/25/09 at Ten, L 17-42
San Francisco	2-4-0	3-3-0	0-0-0	5-7-0	W2	11/8/09 at SF, W 34-27
Seattle	4-3-0	2-6-0	1-0-0	6-9-0	W1	1/3/10 at Sea, W 17-13
Tampa Bay	6-0-0	1-2-0	0-0-0	7-2-0	L1	10/14/07 at TB, L 10-13
Washington	3-1-0	3-3-0	0-0-0	6-4-0	W1	10/15/06 at Was, W 25-22

* Series vs. St. Louis includes Super Bowl XXXIV loss in Atlanta, Ga.

ALL-TIME SERIES RESULTS

Oilers/Titans Home Stadium Dates
 1960-64: Jeppesen Stadium, Houston
 1965-67: Rice Stadium, Houston
 1968-96: Astrodome, Houston
 1997: Liberty Bowl, Memphis
 1998: Vanderbilt Stadium, Nashville
 1999-Present: LP Field, Nashville

a-AFL Championship game
 ad-AFL Divisional playoff game
 f-first round playoff game (Wild Card)
 d-Divisional playoff game
 c-AFC Championship game
 s-Super Bowl XXXIV

ARIZONA CARDINALS

Reg. Season: 4-5; Playoffs: 0-0
 Reg. Home: 2-3; Reg. Away: 2-2

Date	Site	Result	Score
11-1-70	...St.L	...L	...0-44
10-20-74	...Hou	...L	...27-31
10-7-79	...Hou	...L	...17-24
10-27-85	...St.L	...W	...20-10
11-20-88	...Hou	...W	...38-20
12-4-94	...Hou	...L	...12-30
10-26-97	...Ariz	...W	...41-14
10-23-05	...Ariz	...L	...10-20
11-29-09	...Tenn	...W	...20-17

Points: Titans 185, Cardinals 210
 Longest Win Streak: 2 (1985-88)
 Longest Losing Streak: 3 (1970-79)
 At LP Field: 1-0
 At Univ. of Phoenix Stadium: 0-0

ATLANTA FALCONS

Reg. Season: 7-5; Playoffs: 0-0
 Reg. Home: 5-1; Reg. Away: 2-4

Date	Site	Result	Score
12-3-72	...Atl	...L	...10-20
11-28-76	...Hou	...W	...20-14
9-3-78	...Atl	...L	...14-20
11-29-81	...Hou	...L	...27-31
9-23-84	...Atl	...L	...10-42
10-25-87	...Hou	...W	...37-33
9-9-90	...Atl	...L	...27-47
12-5-93	...Hou	...W	...33-17
10-13-96	...Atl	...W	...23-13
12-19-99	...Tenn	...W	...30-17
11-23-03	...Atl	...W	...38-31
10-7-07	...Tenn	...W	...20-13

Points: Titans 289, Falcons 298
 Longest Win Streak: 5 (1993-2007)
 Longest Losing Streak: 3 (1978-84)
 At LP Field: 2-0
 At Georgia Dome: 2-0

BALTIMORE RAVENS

Reg. Season: 8-8; Playoffs: 1-2
 Reg. Home: 4-4; Reg. Away: 4-4

Date	Site	Result	Score
9-15-96	...Hou	...W	...29-13
12-22-96	...Balt	...W	...24-21
9-21-97	...Tenn	...L	...10-36

12-14-97	...Balt	...L	...19-21
10-11-98	...Balt	...W	...12-8
12-6-98	...Tenn	...W	...16-14
10-10-99	...Tenn	...W	...14-11
12-5-99	...Balt	...L	...14-41
10-22-00	...Balt	...W	...14-6
11-12-00	...Tenn	...L	...23-24
1-7-01	...d-Tenn	...L	...10-24
10-7-01	...Balt	...L	...7-26
11-12-01	...Tenn	...L	...10-16
11-24-02	...Balt	...L	...12-13
1-3-04	...f-Balt	...W	...20-17
9-18-05	...Tenn	...W	...25-10
11-12-06	...Tenn	...L	...26-27
10-05-08	...Bal	...W	...13-10
1-10-09	...d-Tenn	...L	...10-13

Points: Titans 308, Ravens 351
 Longest Win Streak: 3 (1998-99)
 Longest Losing Streak: 5 (2000-02)
 At LP Field: 2-5
 At M&T Bank Stadium: 4-3
 Sweeps: Titans (1996, 98); Ravens (1997, 2001)

BUFFALO BILLS

Reg. Season: 25-14; Playoffs: 1-2
 Reg. Home: 13-6; Reg. Away: 12-8

Date	Site	Result	Score
10-30-60	...Buff	...L	...24-25
12-11-60	...Hou	...W	...31-23
10-8-61	...Hou	...L	...12-22
10-29-61	...Buff	...W	...28-16
9-9-62	...Buff	...W	...28-23
10-7-62	...Hou	...W	...17-14
9-28-63	...Buff	...W	...31-20
10-20-63	...Hou	...W	...28-14
10-11-64	...Hou	...L	...17-48
11-1-64	...Buff	...L	...10-24
10-31-65	...Buff	...W	...19-17
12-5-65	...Hou	...L	...18-29
9-25-66	...Buff	...L	...20-27
11-20-66	...Hou	...L	...20-42
9-17-67	...Buff	...W	...20-3
10-29-67	...Hou	...W	...10-3
10-27-68	...Buff	...W	...30-7
12-7-68	...Hou	...W	...35-6
9-21-69	...Buff	...W	...17-3
10-5-69	...Hou	...W	...28-14
12-12-71	...Buff	...W	...20-14
11-10-74	...Buff	...W	...21-9
9-19-76	...Buff	...W	...13-3
10-15-78	...Hou	...W	...17-10
9-25-83	...Buff	...L	...13-30
11-10-85	...Buff	...L	...0-20
12-21-86	...Hou	...W	...16-7
9-20-87	...Buff	...L	...30-34
1-1-89	...d-Buff	...L	...10-17
9-24-89	...Hou	...L (ot)	...41-47
11-26-90	...Hou	...W	...27-24
12-27-92	...Hou	...W	...27-3
1-3-93	...f-Buff	...L (ot)	...38-41
11-10-93	...Buff	...L	...7-35
9-18-94	...Hou	...W	...7-15
12-24-95	...Buff	...W	...28-17
11-23-97	...Tenn	...W	...31-14
1-8-00	...f-Tenn	...W	...22-16

9-3-00	...Buff	...L	...13-16
12-14-03	...Tenn	...W	...28-26
12-24-06	...Buff	...W	...30-29
11-15-09	...Tenn	...W	...41-17

Points: Titans 923, Bills 824
 Longest Win Streak: 10 (1967-78)
 Longest Losing Streak: 3 (last 1993 -94)
 At LP Field: 3-0 overall (1-0 post)
 At Ralph Wilson Stadium: 4-7
 overall (0-2 post)
 Sweeps: Titans (1962,63,67,68,69);
 Bills (1964,66)

CAROLINA PANTHERS

Reg. Season: 2-1; Playoffs: 0-0
 Reg. Home: 1-1; Reg. Away: 1-0

Date	Site	Result	Score
11-24-96	...Hou	...L	...6-31
10-19-03	...Car	...W	...37-17
11-4-07	...Tenn	...W	...20-7

Total Points: Titans 63, Panthers 55
 Longest Win Streak: 2 (2003-07)
 Longest Losing Streak: 1 (1996)
 At LP Field: 1-0
 At Bank of America Stadium: 1-0

CHICAGO BEARS

Reg. Season: 5-5; Playoffs: 0-0
 Reg. Home: 2-3; Reg. Away: 3-2

Date	Site	Result	Score
10-28-73	...Chi	...L	...14-35
11-6-77	...Hou	...W	...47-0
11-16-80	...Chi	...W	...10-6
10-12-86	...Hou	...L	...7-20
10-15-89	...Chi	...W	...33-28
12-7-92	...Hou	...W	...24-7
10-22-95	...Chi	...L	...32-35
10-25-98	...Tenn	...L	...20-23
11-14-04	...Tenn	...L (ot)	...17-19
11-9-08	...Chi	...W	...21-14

Total Points: Titans 225, Bears 187
 Longest Win Streak: 2 (last 1989-92)
 Longest Losing Streak: 3 (1995-04)
 At LP Field: 0-1
 At Soldier Field: 3-2

CINCINNATI BENGALS

Reg. Season: 39-31-1; Playoffs: 0-1
 Reg. Home: 22-12-1; Reg. Away: 17-19

Date	Site	Result	Score
11-3-68	...Cin	...W	...27-17
11-9-69	...Hou	...T	...31-31
10-4-70	...Cin	...W	...20-13
12-13-70	...Hou	...L	...20-30
10-31-71	...Hou	...W	...10-6
11-21-71	...Cin	...L	...13-28
10-29-72	...Cin	...L	...7-30
12-17-72	...Hou	...L	...17-61
9-23-73	...Cin	...L	...10-24
12-16-73	...Hou	...L	...24-27
10-27-74	...Cin	...W	...21-34
11-17-74	...Hou	...W	...20-3
10-5-75	...Hou	...L	...19-21

ALL-TIME SERIES RESULTS

11-30-75	...Cin	...L	...19-23
10-24-76	...Hou	...L	...7-27
11-14-76	...Cin	...L	...27-31
10-30-77	...Cin	...L (ot)	...10-13
12-18-77	...Hou	...W	...21-16
10-29-78	...Cin	...L	...13-28
11-26-78	...Hou	...W	...17-10
9-23-79	...Cin	...W (ot)	...30-27
11-18-79	...Hou	...W	...42-21
9-28-80	...Cin	...W	...13-10
10-26-80	...Hou	...W	...23-3
10-4-81	...Hou	...W	...17-10
11-1-81	...Cin	...L	...21-34
9-12-82	...Cin	...L	...6-27
1-2-83	...Hou	...L	...27-35
11-6-83	...Hou	...L	...14-55
11-20-83	...Cin	...L	...10-38
10-7-84	...Cin	...L	...3-13
10-28-84	...Hou	...L	...13-31
10-20-85	...Hou	...W	...27-44
12-1-85	...Cin	...L	...27-45
10-19-86	...Cin	...L	...28-31
11-9-86	...Hou	...W	...32-28
11-1-87	...Cin	...W	...31-29
12-27-87	...Hou	...W	...21-17
10-23-88	...Cin	...L	...21-44
12-11-88	...Hou	...W	...41-6
11-13-89	...Hou	...W	...26-24
12-17-89	...Cin	...L	...7-61
10-14-90	...Hou	...W	...48-17
12-23-90	...Cin	...L	...20-40
1-6-91	...f-Cin	...L	...14-41
9-8-91	...Cin	...W	...30-7
10-27-91	...Hou	...W	...35-3
10-11-92	...Cin	...W	...38-24
10-25-92	...Hou	...W	...26-10
10-24-93	...Hou	...W	...28-12
11-14-93	...Cin	...W	...38-3
9-25-94	...Hou	...W	...20-13
11-13-94	...Cin	...L	...31-34
9-24-95	...Cin	...W	...38-28
11-12-95	...Hou	...L	...25-32
10-6-96	...Cin	...W (ot)	...30-27
12-15-96	...Hou	...L	...13-21
10-12-97	...Tenn	...W	...30-7
12-4-97	...Cin	...L	...14-41
9-6-98	...Cin	...W	...23-14
10-18-98	...Tenn	...W	...44-14
9-12-99	...Tenn	...W	...36-35
11-14-99	...Cin	...W	...24-14
10-8-00	...Cin	...W	...23-14
12-10-00	...Tenn	...W	...35-3
11-18-01	...Cin	...W	...20-7
1-6-02	...Tenn	...L	...21-23
10-27-02	...Cin	...W	...30-24
10-31-04	...Tenn	...W	...27-20
10-16-05	...Tenn	...L	...23-31
11-25-07	...Cin	...L	...6-35
9-14-08	...Cin	...W	...24-7

Total Points: Titans 1,677, Bengals 1,677
 Longest Win Streak: 7 (last 1998-01)
 Longest Losing Streak: 7 (1981-84)
 At LP Field: 3-2
 At Paul Brown Stadium: 4-1
 Sweeps: Titans (1974, 79, 80, 87, 91, 92, 93, 98, 99, 00); Bengals (1972, 73, 75, 76, 82, 83, 84)

CLEVELAND BROWNS

Reg. Season: 27-33; Playoffs: 1-0
 Reg. Home: 13-18; Reg. Away: 14-15

Date	Site	Result	Score
11-22-70	...Clev	...L	...14-28
12-7-70	...Hou	...L	...10-21
9-19-71	...Clev	...L	...0-31
11-28-71	...Hou	...L	...24-27
10-22-72	...Hou	...L	...17-23
11-5-72	...Clev	...L	...0-20
10-21-73	...Clev	...L	...13-42
11-11-73	...Hou	...L	...13-23
9-22-74	...Clev	...L	...7-20
12-15-74	...Hou	...W	...24-28
10-12-75	...Clev	...W	...10-40
12-21-75	...Hou	...W	...10-21
11-7-76	...Hou	...L	...7-21
12-5-76	...Clev	...L	...10-13
10-16-77	...Hou	...L	...23-24
12-11-77	...Clev	...W	...15-19
10-1-78	...Clev	...W	...13-16
11-5-78	...Hou	...W	...10-14
9-30-79	...Hou	...W	...31-10
12-2-79	...Clev	...L	...7-14
9-15-80	...Clev	...W	...7-16
11-30-80	...Hou	...L	...14-17
9-13-81	...Clev	...W	...9-3
12-3-81	...Hou	...W	...17-13
12-26-82	...Hou	...L	...14-20
10-30-83	...Clev	...L(ot)	...19-25
12-11-83	...Hou	...W	...27-34
11-25-84	...Clev	...L	...10-27
12-16-84	...Hou	...L	...20-27
10-13-85	...Hou	...L	...6-21
12-15-85	...Clev	...L	...21-28
9-14-86	...Hou	...L	...20-23
11-30-86	...Clev	...L(ot)	...10-13
10-11-87	...Clev	...W	...15-10
11-22-87	...Hou	...L	...7-40
11-7-88	...Hou	...W	...24-17
12-18-88	...Clev	...L	...23-28
12-24-88	...f-Clev	...W	...24-23
10-29-89	...Clev	...L	...17-28
12-23-89	...Hou	...L	...20-24
11-18-90	...Clev	...W	...35-23
12-9-90	...Hou	...W	...58-14
11-17-91	...Hou	...W	...28-24
12-15-91	...Clev	...W	...17-14
11-8-92	...Hou	...L	...14-24
12-20-92	...Clev	...W	...17-14
11-21-93	...Clev	...W	...27-20
12-12-93	...Hou	...W	...19-17
10-13-94	...Hou	...L	...8-11
11-27-94	...Clev	...L	...10-34
9-17-95	...Hou	...L	...7-14
11-5-95	...Clev	...W	...37-10
9-19-99	...Tenn	...W	...26-9
11-28-99	...Clev	...W	...33-21
11-19-00	...Tenn	...W	...24-10
12-17-00	...Clev	...W	...24-0
12-2-01	...Clev	...W	...31-15
12-30-01	...Tenn	...L	...38-41
9-22-02	...Tenn	...L(ot)	...28-31
11-6-05	...Clev	...L	...14-20
12-7-08	...Tenn	...W	...28-9

Total Points: Titans 1,177, Browns 1,205
 Longest Win Streak: 6 (1995-01)
 Longest Losing Streak: 9 (1970-74)
 At LP Field: 3-2
 At Cleveland Browns Stadium: 3-1
 Sweeps: Titans (1975, 78, 81, 90, 91, 93, 99, 00)
 Browns (1970, 71, 72, 73, 76, 84, 85, 86, 89, 94)

DALLAS COWBOYS

Reg. Season: 5-7; Playoffs: 0-0
 Reg. Home: 2-4; Reg. Away: 3-3

Date	Site	Result	Score
12-20-70	...Dal	...L	...10-52
11-24-74	...Hou	...L	...0-10
11-22-79	...Dal	...W	...30-24
12-13-82	...Hou	...L	...7-37
9-29-85	...Hou	...L	...10-17
11-24-88	...Dal	...W	...25-17
11-10-91	...Hou	...W(ot)	...26-23
9-11-94	...Dal	...L	...17-20
11-27-97	...Dal	...W	...27-14
12-25-00	...Tenn	...W	...31-0
9-15-02	...Dal	...L	...13-21
10-1-06	...Tenn	...L	...14-45

Total Points: Titans 210, Cowboys 280
 Longest Win Streak: 2 (last 1997-00)
 Longest Losing Streak: 2 (last 2002-06)
 At LP Field: 1-1
 At Texas Stadium: 3-3

DENVER BRONCOS

Reg. Season: 20-13-1; Playoffs: 1-2
 Reg. Home: 13-5; Reg. Away: 7-8-1

Date	Site	Result	Score
11-6-60	...Den	...W	...45-25
11-20-60	...Hou	...W	...20-10
11-5-61	...Den	...W	...55-13
11-26-61	...Hou	...W	...45-14
10-21-62	...Den	...L	...10-20
12-2-62	...Hou	...W	...34-17
9-14-63	...Hou	...W	...14-20
10-13-63	...Den	...W	...33-24
9-27-64	...Den	...W	...38-17
12-20-64	...Hou	...W	...34-15
10-17-65	...Den	...L	...17-28
11-14-65	...Hou	...L	...21-31
9-3-66	...Hou	...W	...45-7
10-2-66	...Den	...L	...38-40
10-1-67	...Hou	...W	...10-6
11-12-67	...Den	...W	...20-18
11-17-68	...Hou	...W	...38-17
10-26-69	...Hou	...W	...24-21
11-16-69	...Den	...T	...20-20
11-29-70	...Hou	...W	...31-21
9-17-72	...Den	...L	...17-30
10-14-73	...Hou	...L	...20-48
12-8-74	...Den	...L	...14-38
10-10-76	...Hou	...W	...17-3
12-4-77	...Hou	...L	...14-24
12-23-79	...f-Hou	...W	...13-7
11-2-80	...Den	...W	...20-16
10-9-83	...Hou	...L	...14-26
10-6-85	...Den	...L	...20-31

ALL-TIME SERIES RESULTS

10-4-87 ...Den ...W ...40-10
 1-10-87 ...d-Den ...L ...10-34
 10-6-91 ...Hou ...W ...42-14
 1-4-92 ...d-Den ...L ...24-26
 10-18-92 ...Den ...L ...21-27
 11-26-95 ...Hou ...W ...42-33
 12-25-04 ...Tenn ...L ...16-37
 11-19-07 ...Den ...L ...20-34

Total Points: Titans 962, Broncos 816
 Longest Win Streak: 5 (1962-65)
 Longest Losing Streak: 3 (1972-74)
 At LP Field: 0-1
 At Invesco Field: 0-1
 Sweeps: Titans (1960, 61, 63, 64, 67, 68); Broncos (1965)

DETROIT LIONS

Reg. Season: 7-3; Playoffs: 0-0
 Reg. Home: 4-2; Reg. Away: 3-1

Date	Site	Result	Score
10-17-71	...Hou ...L	...	7-31
10-26-75	...Hou ...W	...	24-8
11-13-83	...Hou ...W	...	27-17
10-5-86	...Det ...L	...	13-24
11-5-89	...Hou ...W	...	35-31
11-26-92	...Det ...W	...	24-21
12-10-95	...Hou ...L	...	17-24
10-21-01	...Det ...W	...	27-24
1-2-05	...Tenn ...W	...	24-19
11-27-08	...Det ...W	...	47-10

Total Points: Titans 245, Lions 209
 Longest Win Streak: 3 (last 2001-08)
 Longest Losing Streak: 1 (last 1995)
 At LP Field: 1-0
 At Ford Field: 1-0

GREEN BAY PACKERS

Reg. Season: 6-4; Playoffs: 0-0
 Reg. Home: 2-3; Reg. Away: 4-1

Date	Site	Result	Score
11-19-72	...Hou ...L	...	10-23
9-25-77	...GB ...W	...	16-10
12-14-80	...GB ...W	...	22-3
9-4-83	...Hou ...L(ot)	...	38-41
9-7-86	...GB ...W	...	31-3
12-13-92	...Hou ...L	...	14-16
12-20-98	...GB ...L	...	22-30
12-16-01	...Tenn ...W	...	26-20
10-11-04	...GB ...W	...	48-27
11-02-08	...Tenn ...W(ot)	...	19-16

Total Points: Titans 246, Packers 189
 Longest Win Streak: 3 (last 2001-08)
 Longest Losing Streak: 2 (1992-98)
 At LP Field: 2-0
 At Lambeau Field: 4-1

HOUSTON TEXANS

Reg. Season: 12-4; Playoffs: 0-0
 Reg. Home: 6-2; Reg. Away: 6-2

Date	Site	Result	Score
11-10-02	...Tenn ...W	...	17-10
12-29-02	...Hou ...W	...	13-3

10-12-03 ...Tenn ...W ...38-17
 12-21-03 ...Hou ...W ...27-24
 10-17-04 ...Tenn ...L ...10-20
 11-28-04 ...Hou ...L ...21-31
 10-9-05 ...Hou ...W ...34-20
 12-11-05 ...Tenn ...W ...13-10
 10-29-06 ...Tenn ...W ...28-22
 12-10-06 ...Hou ...W(ot) ...26-20
 12-21-07 ...Hou ...W ...38-36
 10-2-07 ...Tenn ...W ...28-20
 9-21-08 ...Tenn ...W ...31-12
 12-14-08 ...Hou ...L ...12-13
 9-20-09 ...Tenn ...L ...31-34
 11-23-09 ...Hou ...W ...20-17

Total Points: Titans 387, Texans 309
 Longest Win Streak: 7 (2005-08)
 Longest Losing Streak: 2 (2004, 2008-09)
 At LP Field: 6-2
 At Reliant Stadium: 6-2
 Sweeps: Titans (2002, 03, 05, 06, 07); Texans (2004)

INDIANAPOLIS COLTS

Reg. Season: 12-18; Playoffs: 1-0
 Reg. Home: 6-7; Reg. Away: 6-11

Date	Site	Result	Score
10-11-70	...Hou ...L	...	20-24
11-4-73	...Balt ...W	...	31-27
11-1-76	...Balt ...L	...	14-38
10-14-79	...Balt ...W	...	28-16
9-21-80	...Hou ...W	...	21-16
12-18-83	...Balt ...L	...	10-20
9-9-84	...Hou ...L	...	21-35
12-22-85	...Ind ...L	...	16-34
11-23-86	...Hou ...W	...	31-17
11-29-87	...Ind ...L	...	27-51
9-4-88	...Ind ...W(ot)	...	17-14
9-23-90	...Hou ...W	...	24-10
9-13-92	...Ind ...W	...	20-10
9-4-94	...Ind ...L	...	21-45
1-16-00	...d-Ind ...W	...	19-16
11-3-02	...Ind ...W	...	23-15
12-8-02	...Tenn ...W	...	27-17
9-14-03	...Ind ...L	...	7-33
12-7-03	...Tenn ...L	...	27-29
9-19-04	...Tenn ...L	...	17-31
12-5-04	...Ind ...L	...	24-51
10-2-05	...Tenn ...L	...	10-31
12-4-05	...Ind ...L	...	3-35
10-8-06	...Ind ...L	...	13-14
12-3-06	...Tenn ...W	...	20-17
9-16-07	...Tenn ...L	...	20-22
12-30-07	...Ind ...W	...	16-10
10-27-08	...Tenn ...W	...	31-21
12-28-08	...Ind ...L	...	0-23
11-11-09	...Tenn ...L	...	9-31
12-06-09	...Ind ...L	...	17-27

Total Points: Titans 584, Colts 780
 Longest Win Streak: 3 (last 1999-02)
 Longest Losing Streak: 7 (2003-06)
 At LP Field: 3-5
 At RCA Dome: 5-7
 At Lucas Oil Stadium: 0-2
 Sweeps: Titans (2002); Colts (2003,

04, 05, 09)

JACKSONVILLE JAGUARS

Reg. Season: 17-13; Playoffs: 1-0
 Reg. Home: 8-7; Reg. Away: 9-6

Date	Site	Result	Score
9-3-95	...Jax ...W	...	10-3
10-1-95	...Hou ...L	...	17-16
9-8-96	...Jax ...W	...	34-27
12-8-96	...Hou ...L	...	17-23
11-2-97	...Tenn ...L	...	24-30
11-16-97	...Jax ...L	...	9-17
9-27-98	...Tenn ...L	...	22-27
12-13-98	...Jax ...W	...	16-13
9-26-99	...Jax ...W	...	20-19
12-26-99	...Tenn ...W	...	41-14
1-23-00	...c-Jax ...W	...	33-14
10-16-00	...Tenn ...W	...	27-13
11-26-00	...Jax ...L	...	13-16
9-23-01	...Jax ...L	...	6-13
11-4-01	...Tenn ...W	...	28-24
10-13-02	...Tenn ...W	...	23-14
12-22-02	...Jax ...W	...	28-10
10-28-03	...Jax ...W	...	30-17
11-16-03	...Tenn ...W	...	10-3
9-26-04	...Tenn ...L	...	15-12
11-21-04	...Jax ...W	...	18-15
11-20-05	...Tenn ...L	...	28-31
1-1-06	...Jax ...L	...	13-40
11-5-06	...Jax ...L	...	7-37
12-17-06	...Tenn ...W	...	24-17
9-9-07	...Jax ...W	...	13-10
11-11-07	...Tenn ...L	...	13-28
9-7-08	...Tenn ...W	...	17-10
11-16-08	...Jax ...W	...	24-14
10-4-09	...Jax ...L	...	17-37
11-1-09	...Tenn ...W	...	30-13

Total Points: Titans 623, Jaguars 581
 Longest Win Streak: 5 (last 2001-03)
 Longest Losing Streak: 4 (1996-98)
 At LP Field: 8-3
 At Jacksonville Municipal Stadium: 10-6
 Sweeps: Titans (1999, 02, 08);
 Jaguars (1997, 05)

KANSAS CITY CHIEFS

Reg. Season: 20-25; Playoffs: 0-2
 Reg. Home: 12-9; Reg. Away: 8-16

Date	Site	Result	Score
10-16-60	...Hou ...W	...	20-10
12-4-60	...Dal ...L	...	0-24
10-1-61	...Dal ...L	...	21-26
10-22-61	...Hou ...W	...	38-7
10-28-62	...Hou ...L	...	7-31
11-4-62	...Dal ...W	...	14-6
12-23-62	...a-Hou ...L(ot)	...	17-20
10-6-63	...KC ...L	...	7-28
10-27-63	...Hou ...W	...	28-7
10-4-64	...KC ...L	...	7-28
11-22-64	...Hou ...L	...	19-28
10-24-65	...Hou ...W	...	38-36
11-28-65	...KC ...L	...	21-52
10-30-66	...KC ...L	...	23-48
9-9-67	...Hou ...L	...	20-25

ALL-TIME SERIES RESULTS

10-22-67	..KC	...W	..24-19
9-9-68	...Hou	...L	..21-26
11-28-68	..KC	...L	..10-24
10-12-69	..KC	...L	..0-24
11-8-70	..KC	...L	..9-24
9-26-71	...Hou	...L	..16-20
11-18-73	..KC	...L	..14-38
9-29-74	...Hou	...L	..7-17
11-2-75	..KC	...W	..17-13
11-27-77	...Hou	...W	..34-20
9-10-78	..KC	...W	..20-17
9-16-79	...Hou	...W	..20-6
10-12-80	..KC	...L	..20-21
11-15-81	..KC	...L	..10-23
10-23-83	...Hou	...L	..10-13
11-11-84	..KC	...W	..16-17
11-3-85	...Hou	...W	..23-20
9-21-86	..KC	...L	..13-27
10-9-88	...Hou	...W	..7-6
11-26-89	..KC	...L	..0-34
12-16-90	..KC	...W	..27-10
9-16-91	...Hou	...W	..17-7
9-20-92	...Hou	...W(ot)	..23-20
9-12-93	...Hou	...W	..30-0
1-16-94	..d-Hou	...L	..20-28
12-18-94	..KC	...L	..9-31
11-19-95	..KC	...L	..13-20
9-1-96	...Hou	...L	..19-20
9-10-00	...Tenn	...W(ot)	..17-14
12-13-04	...Tenn	...L	..38-49
12-16-07	..KC	...W	..26-17
10-19-08	..KC	...W	..34-10
Total Points: Titans 845, Chiefs 1010			
Longest Win Streak: 4 (last 1990-93)			
Longest Losing Streak: 7 (1968-74)			
At LP Field: 1-1			
At Arrowhead Stadium: 6-7			
Sweeps: Titans (0); Chiefs (1964, 68)			

MIAMI DOLPHINS

Reg. Season: 14-17; Playoffs: 1-0
Reg. Home: 8-7; Reg. Away: 6-10

<u>Date</u>	<u>Site</u>	<u>Result</u>	<u>Score</u>
10-23-66	...Hou	...L	..13-20
12-18-66	...Mia	...L	..28-29
12-3-67	...Hou	...W	..17-14
12-23-67	...Mia	...W	..41-10
9-14-68	...Mia	...W	..24-10
10-6-68	...Hou	...L	..7-24
9-28-69	...Hou	...W	..22-10
11-23-69	...Mia	...W	..32-7
9-27-70	...Hou	...L	..10-20
9-24-72	...Mia	...L	..13-34
11-16-75	...Hou	...W	..20-19
10-2-77	...Mia	...L	..7-27
11-20-78	...Hou	...W	..35-30
12-24-78	..f-Mia	...W	..17-9
11-5-79	...Mia	...W	..9-6
9-20-81	...Hou	...L	..10-16
12-4-83	...Hou	...L	..17-24
10-14-84	...Mia	...L	..10-28
9-8-85	...Hou	...W	..26-23
11-2-86	...Mia	...L	..7-28
10-1-89	...Hou	...W	..39-7
10-20-91	...Mia	...W	..17-13
11-22-92	...Mia	...L	..16-19
11-17-96	...Hou	...L	..20-23

9-7-97	...Mia	...L(ot)	..13-16
11-7-99	...Mia	...L	..0-17
9-9-01	...Tenn	...L	..23-31
11-9-03	...Tenn	...W	..31-7
9-11-04	...Mia	...W	..17-7
12-24-05	...Mia	...L	..10-24
9-24-06	...Mia	...L	..10-13
12-20-09	...Tenn	...W(ot)	..27-24

Total Points: Titans 588, Dolphins 589
Longest Win Streak: 3 (1967-68, 78-79)
Longest Losing Streak: 5 (1992-01)
At LP Field: 2-1
At Dolphin Stadium: 2-5
Sweeps: Titans (1967, 69); Dolphins (1966)

MINNESOTA VIKINGS

Reg. Season: 4-7; Playoffs: 0-0
Reg. Home: 3-1; Reg. Away: 1-6

<u>Date</u>	<u>Site</u>	<u>Result</u>	<u>Score</u>
10-13-74	...Min	...L	..10-51
12-21-80	...Hou	...W	..20-16
10-16-83	...Min	...L	..14-34
12-14-86	...Hou	...W	..23-10
9-10-89	...Min	...L	..7-38
11-15-92	...Min	...W	..17-13
10-8-95	...Min	...L	..17-23
12-26-98	...Tenn	...L	..16-26
12-9-01	...Min	...L	..24-42
10-24-04	...Min	...L	..3-20
9-28-08	...Tenn	...W	..30-17

Total Points: Titans 181, Vikings 290
Longest Win Streak: 1 (last 2008)
Longest Losing Streak: 4 (1995-04)
At LP Field: 1-0
At Metrodome: 1-5

NEW ENGLAND PATRIOTS

Reg. Season: 15-21-1; Playoffs: 1-1
Reg. Home: 10-6; Reg. Away: 5-15-1

<u>Date</u>	<u>Site</u>	<u>Result</u>	<u>Score</u>
11-25-60	...NE	...W	..24-10
12-18-60	...Hou	...W	..37-21
10-13-61	...NE	...T	..31-31
11-12-61	...Hou	...W	..27-15
9-16-62	...NE	...L	..21-34
11-18-62	...Hou	...W	..21-17
11-1-63	...NE	...L	..3-45
12-8-63	...Hou	...L	..28-46
11-6-64	...NE	...L	..24-25
11-29-64	...Hou	...L	..17-34
9-19-65	...Hou	...W	..10-31
12-18-65	...NE	...L	..14-42
9-25-66	...NE	...L	..21-27
11-13-66	...Hou	...L	..14-38
11-5-67	...NE	...L	..7-18
11-26-67	...Hou	...W	..27-6
10-13-68	...NE	...W	..16-0
12-15-68	...Hou	...W	..45-17
11-2-69	...NE	...L	..0-24
12-14-69	...Hou	...W	..23-27
11-7-71	...NE	...L	..20-28
11-25-73	...Hou	...L	..0-32

9-21-75	...NE	...W	..7-0
11-12-78	...NE	...W	..26-23
12-31-78	..d-NE	...W	..31-14
11-10-80	...Hou	...W	..38-34
10-18-81	...NE	...L	..10-38
11-28-82	...NE	...L	..21-29
10-18-87	...Hou	...L	..7-21
9-25-88	...Hou	...W	..31-6
10-8-89	...NE	...L	..13-23
9-22-91	...NE	...L	..20-24
10-17-93	...NE	...W	..28-14
9-20-98	...NE	...L	..16-27
12-16-02	...Tenn	...W	..24-7
10-5-03	...NE	...L	..30-38
1-10-04	..d-NE	...L	..14-17
12-31-06	...Tenn	...L	..23-40
10-18-09	...NE	...L	..0-59

Total Points: Titans 794, Patriots 957
Longest Win Streak: 4 (1975-80)
Longest Losing Streak: 4 (1965-67, 03-09)

At LP Field: 1-1
At Gillette Stadium: 0-3
Sweeps: Titans (1960, 68); Patriots (1963, 64, 66)

NEW ORLEANS SAINTS

Reg. Season: 7-4-1; Playoffs: 0-0
Reg. Home: 2-2-1; Reg. Away: 5-2

<u>Date</u>	<u>Site</u>	<u>Result</u>	<u>Score</u>
10-3-71	...Hou	...T	..13-13
10-3-76	...NO	...W	..31-26
12-10-78	...NO	...W	..17-12
11-22-81	...Hou	...L	..24-27
9-30-84	...Hou	...L	..10-27
12-13-87	...NO	...L	..10-24
10-21-90	...Hou	...W	..23-10
9-5-93	...NO	...L	..21-33
11-10-96	...NO	...W	..31-14
10-17-99	...NO	...W	..24-21
9-21-03	...Tenn	...W	..27-12
9-24-07	...NO	...W	..31-14

Total Points: Titans 262, Saints 233
Longest Win Streak: 4 (1996-07)
Longest Losing Streak: 3 (1981-87)
At LP Field: 1-0
At Superdome: 5-2

NEW YORK GIANTS

Reg. Season: 4-5; Playoffs: 0-0
Reg. Home: 3-2; Reg. Away: 1-3

<u>Date</u>	<u>Site</u>	<u>Result</u>	<u>Score</u>
9-16-73	...NY	...L	..14-34
12-5-82	...NY	...L	..14-17
12-8-85	...Hou	...L	..14-35
12-21-91	...NY	...L	..20-24
11-21-94	...Hou	...L	..10-13
11-9-97	...Tenn	...W	..10-6
10-1-00	...Tenn	...W	..28-14
12-1-02	...NY	...W(ot)	..32-29
11-26-06	...Tenn	...W	..24-21

Total Points: Titans 166, Giants 193
Longest Win Streak: 4 (1997-06)

ALL-TIME SERIES RESULTS

Longest Losing Streak: 5 (1973-94)
 At LP Field: 2-0
 At Giants Stadium: 1-2
 At New Giants Stadium: 0-0

NEW YORK JETS

Reg. Season: 21-17-1; Playoffs: 1-0
 Reg. Home: 15-5; Reg. Away: 6-12-1

Date	Site	Result	Score
10-9-60	...Hou	...W	...27-21
10-23-60	...NY	...W	...42-28
11-19-61	...Hou	...W	...49-13
12-10-61	...NY	...W	...48-21
10-14-62	...Hou	...W	...56-17
12-15-62	...NY	...W	...44-10
9-22-63	...NY	...L	...17-24
11-10-63	...Hou	...W	...31-27
10-17-64	...NY	...L	...21-24
12-13-64	...Hou	...W	...33-17
9-12-65	...Hou	...W	...27-21
11-21-65	...NY	...L	...14-41
9-18-66	...NY	...L	...13-52
10-16-66	...Hou	...W	...24-0
10-15-67	...NY	...T	...28-28
10-20-68	...Hou	...L	...14-20
11-10-68	...NY	...L	...7-26
10-20-69	...NY	...L	...17-26
12-6-69	...Hou	...L	...26-34
10-1-72	...Hou	...W	...26-20
11-3-74	...NY	...W	...27-22
9-18-77	...Hou	...W	...20-0
10-28-79	...Hou	...W	...27-24
11-23-80	...NY	...L(ot)	...28-31
9-27-81	...NY	...L	...17-33
11-18-84	...Hou	...W	...31-20
9-18-88	...NY	...L	...3-45
10-28-90	...Hou	...L	...12-17
10-13-91	...NY	...W	...23-20
12-29-91	...f-Hou	...W	...17-10
1-2-94	...Hou	...W	...24-0
12-24-94	...Hou	...W	...24-10
12-17-95	...Hou	...W	...23-6
12-1-96	...NY	...W	...35-10
11-22-98	...Tenn	...L	...3-24
12-1-03	...NY	...L	...17-24
9-10-06	...Tenn	...L	...16-23
12-23-07	...Tenn	...W	...10-6
11-23-08	...Tenn	...L	...13-34
9-27-09	...NY	...L	...17-24

Total Points: Titans 951, Jets 853
 Longest Win Streak: 6 (last 1991-96)
 Longest Losing Streak: 4 (1968-69)
 At LP Field: 1-2
 At Giants Stadium: 2-3
 At New Jets Stadium: 0-0
 Sweeps: Titans (1960, 61, 62); Jets (1968, 69)

OAKLAND RAIDERS

Reg. Season: 18-23; Playoffs: 0-4
 Reg. Home: 14-11; Reg. Away: 4-12

Date	Site	Result	Score
9-11-60	...Oak	...W	...37-22
9-25-60	...Hou	...L	...13-14
9-9-61	...Hou	...W	...55-0

12-17-61	...Oak	...W	...47-16
11-11-62	...Oak	...W	...28-20
12-9-62	...Hou	...W	...32-17
9-7-63	...Hou	...L	...13-24
12-22-63	...Oak	...L	...49-52
9-19-64	...Hou	...W	...42-28
11-15-64	...Oak	...L	...10-20
9-26-65	...Oak	...L	...17-21
11-7-65	...Hou	...L	...21-33
9-10-66	...Hou	...W	...31-0
11-6-66	...Oak	...L	...23-38
12-10-67	...Hou	...L	...7-19
12-31-67	...a-Oak	...L	...7-40
9-29-68	...Hou	...L	...15-24
9-14-69	...Oak	...L	...17-21
12-21-69	...ad-Oak	...L	...7-56
11-14-71	...Oak	...L	...21-41
10-9-72	...Hou	...L	...0-34
12-2-73	...Hou	...L	...6-17
12-14-75	...Hou	...W	...27-26
9-26-76	...Hou	...L	...13-14
11-13-77	...Oak	...L	...29-34
10-8-78	...Oak	...L	...17-21
11-11-79	...Hou	...W	...31-17
12-28-80	...f-Oak	...L	...7-27
11-8-81	...Hou	...W	...17-16
9-11-83	...LA	...L	...6-20
9-2-84	...Hou	...L	...14-24
10-26-86	...Hou	...L	...17-28
9-11-88	...Hou	...W	...38-35
11-19-89	...Hou	...W	...23-7
9-1-91	...Hou	...W	...47-17
10-30-94	...LA	...L	...14-17
8-31-97	...Tenn	...W(ot)	...24-21
12-9-99	...Tenn	...W	...21-14
12-22-01	...Oak	...W	...13-10
9-29-02	...Oak	...L	...25-52
1-19-03	...c-Oak	...L	...24-41
9-7-03	...Tenn	...W	...25-20
12-19-04	...Oak	...L	...35-40
10-30-05	...Tenn	...L	...25-34
10-28-07	...Tenn	...W	...13-9

Total Points: Titans 1,003, Raiders 1,101
 Longest Win Streak: 4 (1961-62)
 Longest Losing Streak: 9 (1966-73)
 At LP Field: 3-1
 At Network Associates Coliseum: 1-11
 Sweeps: Titans (1961,62); Raiders (1963, 65)

PHILADELPHIA EAGLES

Reg. Season: 3-6; Playoffs: 0-0
 Reg. Home: 1-3; Reg. Away: 2-3

Date	Site	Result	Score
11-12-72	...Hou	...L	...17-18
12-16-79	...Hou	...L	...20-26
12-19-82	...Phil	...L	...14-35
10-2-88	...Phil	...L	...23-32
12-2-91	...Hou	...L	...6-13
10-24-94	...Phil	...L	...6-21
12-3-00	...Phil	...W	...15-13
9-8-02	...Tenn	...W	...27-24
11-19-06	...Phil	...W	...31-13

Total Points: Titans 159, Eagles 195
 Longest Win Streak: 3 (2000-06)

Longest Losing Streak: 6 (1972-94)
 At LP Field: 1-0
 At Lincoln Financial Field: 1-0

PITTSBURGH STEELERS

Reg. Season: 29-39; Playoffs: 1-3
 Reg. Home: 18-16; Reg. Away: 11-23

Date	Site	Result	Score
9-20-70	...Pitt	...W	...19-7
10-18-70	...Hou	...L	...3-7
10-24-71	...Pitt	...L	...16-23
12-5-71	...Hou	...W	...29-3
10-15-72	...Pitt	...L	...7-24
12-10-72	...Hou	...L	...3-9
9-30-73	...Hou	...L	...7-36
12-9-73	...Pitt	...L	...7-33
10-6-74	...Hou	...L	...7-13
12-1-74	...Pitt	...W	...13-10
11-9-75	...Pitt	...L	...17-24
11-24-75	...Hou	...L	...9-32
11-21-76	...Pitt	...L	...16-32
12-11-76	...Hou	...L	...0-21
10-9-77	...Hou	...W	...27-10
10-23-77	...Pitt	...L	...10-27
10-23-78	...Pitt	...W	...24-17
12-3-78	...Hou	...L	...3-13
1-7-79	...c-Pitt	...L	...5-34
9-9-79	...Pitt	...L	...7-38
12-10-79	...Hou	...W	...20-17
1-6-80	...c-Pitt	...L	...13-27
9-7-80	...Pitt	...L	...17-31
12-4-80	...Hou	...W	...6-0
10-26-81	...Pitt	...L	...13-26
12-20-81	...Hou	...W	...21-20
11-21-82	...Hou	...L	...10-24
9-18-83	...Hou	...L	...28-40
10-2-83	...Pitt	...L	...10-17
11-4-84	...Pitt	...L	...7-35
12-2-84	...Hou	...W(ot)	...23-20
9-22-85	...Pitt	...L	...0-20
11-17-85	...Hou	...L	...7-30
9-28-86	...Hou	...L(ot)	...16-22
11-16-86	...Pitt	...L	...10-21
11-15-87	...Pitt	...W	...23-3
12-20-87	...Hou	...W	...24-16
10-16-88	...Pitt	...W	...34-14
12-4-88	...Hou	...L	...34-37
10-22-89	...Hou	...W	...27-0
12-3-89	...Pitt	...W	...23-16
12-31-89	...f-Hou	...L(ot)	...26-23
9-16-90	...Pitt	...L	...9-20
12-30-90	...Hou	...W	...34-14
11-24-91	...Pitt	...L	...14-26
12-8-91	...Hou	...W	...31-6
9-6-92	...Hou	...L	...24-29
11-1-92	...Pitt	...L	...20-21
11-28-93	...Hou	...W	...23-3
12-19-93	...Pitt	...W	...26-17
10-3-94	...Pitt	...L	...14-30
11-6-94	...Hou	...L(ot)	...9-12
9-10-95	...Hou	...L	...17-34
12-3-95	...Pitt	...L	...7-21
9-29-96	...Pitt	...L	...16-30
10-20-96	...Hou	...W	...23-13
9-28-97	...Pitt	...L	...24-37
12-1-97	...Tenn	...W	...16-6
11-1-98	...Pitt	...W	...41-31

ALL-TIME SERIES RESULTS

11-15-98 ...Tenn ...W ...23-14
 11-21-99 ...Tenn ...W ...16-10
 1-2-00 ...Pitt ...W ...47-36
 9-24-00 ...Pitt ...W ...23-20
 11-5-00 ...Tenn ...W ...9-7
 10-29-01 ...Pitt ...L ...7-34
 11-25-01 ...Tenn ...L ...24-34
 11-17-02 ...Tenn ...W ...31-23
 1-11-03 ...d-Tenn ...W(ot) ...34-31
 9-28-03 ...Pitt ...W ...30-13
 9-11-05 ...Pitt ...L ...7-34
 12-21-08 ...Tenn ...W ...31-14
 9-10-09 ...Pitt ...L (ot) ...10-13

Total Points: Titans 1,258, Steelers 1,508
 Longest Win Streak: 7 (1997-00)
 Longest Losing Streak: 5 (last 1994-96)
 At LP Field: 5-1
 At Heinz Field: 1-3
 Sweeps: Titans (1987, 89, 93, 98, 99, 00); Steelers (1972, 73, 75, 76, 83, 85, 86, 92, 94, 95, 01)

ST. LOUIS RAMS

Reg. Season: 4-6; Playoffs: 0-1
 Reg. Home: 3-3; Reg. Away: 1-3

<u>Date</u>	<u>Site</u>	<u>Result</u>	<u>Score</u>
10-7-73	...Hou ...L	...	26-31
9-24-78	...Hou ...L	...	6-10
9-6-81	...LA ...W	...	27-20
12-9-84	...LA ...L	...	16-27
9-13-87	...Hou ...W	...	20-16
11-4-90	...LA ...L	...	13-17
9-26-93	...Hou ...L	...	28-13
10-31-99	...Tenn ...W	...	24-21
1-30-00	...s-Atl ...L	...	16-23
9-25-05	...St.L ...L	...	27-31
12-13-09	...Tenn ...W	...	47-7

Total Points: Titans 235, Rams 231
 Longest Win Streak: 1 (last 2009)
 Longest Losing Streak: 2 (last 2000-05)
 At LP Field: 2-0
 At Edward Jones Dome: 0-1

SAN DIEGO CHARGERS

Reg. Season: 13-23-1; Playoffs: 3-1
 Reg. Home: 10-9; Reg. Away: 3-14-1

<u>Date</u>	<u>Site</u>	<u>Result</u>	<u>Score</u>
9-18-60	...Hou ...W	...	38-28
11-13-60	...LA ...L	...	21-24
1-1-61	...a-Hou ...W	...	24-16
9-24-61	...SD ...L	...	24-34
12-3-61	...Hou ...W	...	33-13
12-24-61	...a-SD ...W	...	10-3
9-23-62	...SD ...W	...	42-17
11-25-62	...Hou ...W	...	33-27
12-1-63	...SD ...L	...	0-27
12-15-63	...Hou ...L	...	14-20
9-12-64	...SD ...L	...	21-27
10-25-64	...Hou ...L	...	17-20
10-3-65	...SD ...L	...	14-31
12-12-65	...Hou ...L	...	26-37
12-4-66	...Hou ...L	...	22-28
9-24-67	...SD ...L	...	3-13
12-16-67	...Hou ...W	...	17-24

9-21-68 ...SD ...L ...14-30
 11-27-69 ...Hou ...L ...17-21
 10-25-70 ...SD ...T ...31-31
 12-19-71 ...Hou ...W ...49-33
 11-26-72 ...SD ...L ...20-34
 9-15-74 ...Hou ...W ...21-14
 9-28-75 ...Hou ...W ...33-17
 10-17-76 ...SD ...L ...27-30
 12-17-78 ...Hou ...L ...24-45
 12-29-79 ...d-SD ...W ...17-14
 9-16-84 ...SD ...L ...14-31
 11-24-85 ...Hou ...W ...37-35
 12-7-86 ...SD ...L ...0-27
 12-6-87 ...Hou ...W ...33-18
 9-17-89 ...SD ...W ...34-27
 9-30-90 ...SD ...W ...17-7
 9-27-92 ...Hou ...W ...27-0
 9-19-93 ...SD ...L ...17-18
 9-13-98 ...Tenn ...L ...7-13
 10-3-04 ...SD ...L ...17-38
 9-17-06 ...SD ...L ...7-40
 12-9-07 ...Tenn ...L (ot) ...17-23
 1-6-08 ...f-SD ...L ...6-17
 12-25-09 ...Tenn ...L ...17-42

Total Points: Titans 869, Chargers 987
 Longest Win Streak: 4 (1961-62, 1987-92)
 Longest Losing Streak: 8 (1963-67)
 At LP Field: 0-2
 At Qualcomm Stadium: 3-10-1
 Sweeps: Titans (1962); Chargers (1963, 64, 65)

SAN FRANCISCO 49ERS

Reg. Season: 5-7; Playoffs: 0-0
 Reg. Home: 2-4; Reg. Away: 3-3

<u>Date</u>	<u>Site</u>	<u>Result</u>	<u>Score</u>
11-15-70	...Hou ...L	...	20-30
12-7-75	...SF ...W	...	27-13
9-17-78	...Hou ...W	...	20-19
12-13-81	...SF ...L	...	6-28
10-21-84	...Hou ...L	...	21-34
11-8-87	...SF ...L	...	20-27
10-7-90	...Hou ...L	...	21-24
12-25-93	...SF ...W	...	10-7
10-27-96	...Hou ...L	...	9-10
10-3-99	...SF ...L	...	22-24
11-27-05	...Tenn ...W	...	33-22
11-8-09	...SF ...W	...	34-27

Total Points: Titans 243, 49ers 265
 Longest Win Streak: 2 (1975-78, 2005-09)
 Longest Losing Streak: 4 (1981-90)
 At LP Field: 1-0
 At Candlestick Park: 3-3

SEATTLE SEAHAWKS

Reg. Season: 5-9; Playoffs: 1-0
 Reg. Home: 3-3; Reg. Away: 2-6

<u>Date</u>	<u>Site</u>	<u>Result</u>	<u>Score</u>
11-20-77	...Sea ...W	...	22-10
10-21-79	...Sea ...L	...	14-34
10-5-80	...Hou ...L	...	7-26
10-11-81	...Hou ...W	...	35-17

9-19-82 ...Hou ...W ...23-21
 1-3-88 ...f-Hou ...W(ot) ...23-20
 11-13-88 ...Sea ...L ...24-27
 12-2-90 ...Sea ...L(ot) ...10-13
 11-7-93 ...Hou ...W ...24-14
 12-11-94 ...Hou ...L ...14-16
 11-3-96 ...Sea ...L ...16-23
 10-5-97 ...Sea ...L ...13-16
 11-29-98 ...Sea ...L ...18-20
 12-18-05 ...Tenn ...L ...24-28
 1-3-10 ...Sea ...W ...17-13

Total Points: Titans 284, Seahawks 298
 Longest Win Streak: 3 (1981-87)
 Longest Losing Streak: 5 (1994-05)
 At LP Field: 0-1
 At Qwest Field: 1-0

TAMPA BAY BUCCANEERS

Reg. Season: 7-2; Playoffs: 0-0
 Reg. Home: 6-0; Reg. Away: 1-2

<u>Date</u>	<u>Site</u>	<u>Result</u>	<u>Score</u>
9-12-76	...Hou ...W	...	20-0
10-19-80	...Hou ...W	...	20-14
11-27-83	...TB ...L	...	24-33
12-10-89	...Hou ...W	...	20-17
10-29-95	...Hou ...W	...	19-7
11-8-98	...TB ...W	...	31-22
10-14-01	...Tenn ...W(ot)	...	31-28
12-28-03	...Tenn ...W	...	33-13
10-14-07	...TB ...L	...	10-13

Total Points: Titans 208, Buccaneers 147
 Longest Win Streak: 5 (1989-03)
 Longest Losing Streak: 1 (1983)
 At LP Field: 2-0
 At Raymond James Stadium: 1-1

WASHINGTON REDSKINS

Reg. Season: 6-4; Playoffs: 0-0
 Reg. Home: 3-1; Reg. Away: 3-3

<u>Date</u>	<u>Site</u>	<u>Result</u>	<u>Score</u>
10-10-71	...Wash ...L	...	13-22
10-19-75	...Hou ...W	...	13-10
9-2-79	...Wash ...W	...	29-27
9-15-85	...Wash ...L	...	16-13
10-30-88	...Hou ...W	...	41-17
11-3-91	...Wash ...L(ot)	...	13-16
10-19-97	...Tenn ...W	...	28-14
10-30-00	...Wash ...W	...	27-21
10-6-02	...Tenn ...L	...	14-31
10-15-06	...Wash ...W	...	25-22

Total Points: Titans 216, Redskins 196
 Longest Win Streak: 2 (last 1997-00)
 Longest Losing Streak: 1 (last 2002)
 At LP Field: 0-1
 At Fedex Field: 2-0

ALL-TIME DRAFT SELECTIONS

2010

Rd.	Pick	Player	Pos.	College
1	16	Derrick Morgan	DE	Georgia Tech
2	47	(traded to New England)		
3a	77	Damian Williams	WR	USC
3b	97	Rennie Curran	LB	Georgia
4a	104	Alterraun Verner	CB	UCLA
4b	111	(traded to Seattle)		
5	148	Robert Johnson	S	Utah
6a	176	Rusty Smith	QB	Florida Atlantic
6b	185	(traded to Seattle)		
6c	207	Myron Rolle	S	Florida State
7a	222	Marc Mariani	WR	Montana
7b	241	David Howard	DT	Brown

Draft Notes

- 3b, 6c, 7b – Awarded as compensatory selections
- 2 – Traded to New England in 2009 (see 2009 3a)
- 4a, 6a – Picks acquired in trade with Seattle for RB LenDale White, DT Kevin Vickerson, 4b and 6b

2009

Rd.	Pick	Player	Pos.	College
1	30	Kenny Britt	WR	Rutgers
2	62	Sen'Derrick Marks	DT	Auburn
3a	89	Jared Cook	TE	South Carolina
3b	94	Ryan Mouton	CB	Hawaii
4a	130	Gerald McRath	LB	Southern Miss
4b	135	Troy Kropog	T/G	Tulane
5a	166	(Traded to Dallas)		
5b	173	Javon Ringer	RB	Michigan State
6a	203	Jason McCourty	CB	Rutgers
6b	206	Dominique Edison	WR	Stephen F. Austin
7a	239	Ryan Durand	G	Syracuse
7b	242	Nick Schommer	S	North Dakota St.

Draft Notes

- 4b, 5b, 6b, 7b – Awarded as compensatory selections
- 3a – Pick acquired in trade with New England for second round pick in 2010
- 5a – Pick traded to Dallas (see 2008 4c)

2008

Rd.	Pick	Player	Pos.	College
1	24	Chris Johnson	RB	East Carolina
2	54	Jason Jones	DL	Eastern Michigan
3	85	Craig Stevens	TE	California
4a	103	William Hayes	DE	Winston-Salem St.
4b	124	(Traded to Washington)		
4c	126	Lavelle Hawkins	WR	California
4d	134	Stanford Keglar	LB	Purdue
5	157	(Traded to Washington)		
6	189	(Traded to Seattle)		
7	229	Cary Williams	CB	Washburn

Draft Notes

- 4d – Awarded as compensatory selection
- 4a – Pick acquired in trade with Washington for fourth round pick (#124 overall) and fifth round pick (#157 overall).
- 4b – Traded to Washington (see 4a)
- 4c – Pick acquired in trade with Dallas for Pacman Jones
- 5 – Pick traded to Washington (see 4a)
- 6 – Pick traded to Seattle for Bryce Fisher

2007

Rd.	Pick	Player	Pos.	College
1	19	Michael Griffin	S	Texas
2	50	Chris Henry	RB	Arizona
3	80	Paul Williams	WR	Fresno State
4a	115	Leroy Harris	G/C	N.C. State
4b	128	Chris Davis	WR	Florida State
5	152	Antonio Johnson	DT	Mississippi State
6a	188	Joel Filani	WR	Texas Tech
6b	204	Jacob Ford	DE	Central Arkansas
6c	206	Ryan Smith	CB	Florida
7	223	Mike Otto	T	Purdue

Draft Notes

- 4b – Pick acquired in trade with Baltimore for Steve McNair in 2006.
- 6b – Pick acquired in trade with San Diego for Billy Volek in 2006.
- 6c – Pick acquired in trade with Indianapolis for seventh round pick (#238 overall) in 2006. That selection was originally obtained from Indianapolis for Rocky Calmus.

2006

Rd.	Pick	Player	Pos.	College
1	3	Vince Young	QB	Texas

2a	39	(Traded to Philadelphia)		
2b	45	LenDale White	RB	USC
3	70	(Traded to Buffalo)		
4a	102	Calvin Lowry	S	Penn St.
4b	116	Stephen Tulloch	LB	NC State
5a	137	Terna Nande	LB	Miami (OH)
5b	169	Jesse Mahelona	DT	Tennessee
6	172	Jonathan Orr	WR	Wisconsin
7a	215	Trond Finnegan	CB	Samford
7b	238	(Traded to Indianapolis)		
7c	245	Spencer Toone	LB	Utah
7d	246	Quinton Ganthner	RB	Utah

Draft Notes

- 5b, 7c and 7d – awarded as compensatory selections
- 2a – Pick traded to Philadelphia (see 2b)
- 2b – Pick acquired from Philadelphia along with 2006 fourth round pick (116 overall) for the Titans second round pick (39 overall)
- 3 – Pick traded to Buffalo for RB Travis Henry in 2005
- 7b – Pick acquired from Indianapolis for LB Rocky Calmus in 2005 and traded back to Indianapolis for sixth round selection in 2007

2005

Rd.	Pick	Player	Pos.	College
1	6	Adam Jones	CB	West Virginia
2a	37	(Traded to Detroit)		
2b	41	Michael Roos	T	E. Washington
3a	68	Courtney Roby	WR	Indiana
3b	96	Brandon Jones	WR	Oklahoma
4a	108	Vincent Fuller	S	Virginia Tech
4b	113	David Stewart	T	Mississippi St.
4c	136	Roydell Williams	WR	Tulane
5a	142	Damien Nash	RB	Missouri
5b	150	Daniel Loper	T	Texas Tech
6	179	Bo Scaife	TE	Texas
7	218	Reynaldo Hill	CB	Florida

Draft Notes

- 3b and 4c – awarded as compensatory selections
- 2a – Pick traded to Detroit (see 2b)
- 2b – Pick acquired from Detroit along with 2005 fourth round pick (113 overall) for the Titans second round pick (37 overall)
- 4b – Pick acquired from Detroit (see 2b)
- 5b – Pick acquired from Kansas City for DE Carlos Hall

2004

Rd.	Pick	Player	Pos.	College
1	27	(Traded to Houston)		
2a	40	Ben Troupe	TE	Florida
2b	42	Travis LaBoy	DE	Hawaii
2c	57	Antwan Odom	DE	Alabama
3a	71	Randy Starks	DT	Maryland
3b	92	Rich Gardner	CB	Penn State
4a	103	Bo Schobel	DE	TCU
4b	124	Michael Waddell	CB	North Carolina
5a	138	Jacob Bell	G	Miami (OH)
5b	159	(Traded to Houston)		
5c	165	Robert Reynolds	LB	Ohio State
6	191	Troy Fleming	RB	Tennessee
7a	230	Jared Claus	DT	Iowa
7b	239	Eugene Amano	C	SE Missouri St.
7c	241	Sean McHugh	TE	Penn State

Draft Notes

- 5c, 7b, 7c – awarded as compensatory selections
- 1 – Pick traded to Houston (see 2a)
- 2a – Pick acquired from Houston along with 2004 third round pick (71 overall), fourth round pick (103 overall) and fifth round pick (138 overall) for the Titans 2004 first round pick (27 overall) and fifth round pick (159 overall)
- 2b – Pick acquired from New York Jets for WR Justin McCariens
- 3a – Pick acquired in Houston trade (see 2a)
- 4a – Pick acquired in Houston trade (see 2a)
- 5a – Pick acquired in Houston trade (see 2a)
- 5b – Pick traded to Houston (see 2a)

2003

Rd.	Pick	Player	Pos.	College
1	28	Andre Woolfolk	CB	Oklahoma
2	60	Tyrome Calico	WR	Middle TN St.
3	93	Chris Brown	RB	Colorado
4	126	Rien Long	DT	Washington St.
5a	154	Donnie Nickey	S	Ohio State
5b	164	(Traded to New England)		
6	201	(Traded to New England)		

ALL-TIME DRAFT SELECTIONS

7a	225	Todd Williams	T	Florida State
7b	243	(Traded to New England)		

Draft Notes

- 5a – Pick acquired from New England along with 2003 seventh round pick (225 overall) for the Titans
- 2003 fifth round pick (164 overall), sixth round pick (201 overall) and seventh round pick (243 overall)
- 5b – Pick traded to New England (see 5a)
- 6 – Pick traded to New England (see 5a)
- 7a – Pick acquired in New England trade (see 5a)
- 7b – Pick traded to New England (see 5a)

2002

Rd.	Pick	Player	Pos.	College
1a	14	(Traded to N.Y. Giants)		
1b	15	Albert Haynesworth	DT	Tennessee
2	45	Tank Williams	S	Stanford
3	77	Rocky Calmus	LB	Oklahoma
4a	110	Mike Echols	CB	Wisconsin
4b	115	Tony Beckham	CB	Wisconsin-Stout
4c	133	Rocky Boiman	LB	Notre Dame
5	151	Jake Schifino	WR	Akron
6	187	Justin Hartwig	G	Kansas
7a	225	Darrell Hill	WR	Northern Illinois
7b	240	Carlos Hall	DE	Arkansas

Draft Notes

- 4c – awarded as compensatory selection
- 1a – Pick traded to N.Y. Giants (see 1b)
- 1b – Pick acquired from the New York Giants along with 2002 fourth round pick (115 overall) for the Titans 2002 first round pick (14 overall)
- 4b – Pick acquired in Giants trade (see 1b)
- 7b – Pick acquired from Green Bay for DT Rod Walker

2001

Rd.	Pick	Player	Pos.	College
1	29	(Traded to St. Louis)		
2	60	Andre Dyson	CB	Utah
3	90	Shad Meier	TE	Kansas State
4	124	Justin McCareins	WR	Northern Illinois
5	159	Eddie Berlin	WR	Northern Iowa
6a	192	Dan Alexander	RB	Nebraska
6b	199	Adam Haayer	T	Minnesota
7a	229	(Traded to Oakland)		
7b	232	Keith Adams	LB	Clemson

Draft Notes

- 6b, 7a – awarded as compensatory selections
- 1 – Pick traded to St. Louis for DE Kevin Carter
- 7a – Pick traded to Oakland for C Gennaro DiNapoli

2000

Rd.	Pick	Player	Pos.	College
1	30	Keith Bulluck	LB	Syracuse
3a	68	Erron Kinney	TE	Florida
3b	93	Byron Frisch	DE	Brigham Young
4a	124	Bobby Myers	S	Wisconsin
4b	128	Peter Sirmion	LB	Oregon
5a	135	Aric Morris	S	Michigan State
5b	160	Frank Chamberlin	LB	Boston College
6	197	Robaire Smith	DE	Michigan State
7a	213	Mike Green	RB	Houston
7b	237	Wes Shivers	T	Mississippi State

Draft Notes

- 4b – awarded as compensatory selection
- 7a – Pick acquired from Chicago for LB Lemanski Hall

1999

Rd.	Pick	Player	Pos.	College
1	16	Jevon Kearse	DE	Florida
2a	46	(Traded to New England)		
2b	52	John Thornton	DT	West Virginia
3	81	Zach Piller	G	Florida
4a	114	Brad Ware	S	Auburn
4b	117	Donald Mitchell	CB	S. Methodist
5	151	Kevin Daft	QB	California-Davis
6	186	Darran Hall	WR	Colorado State
7	222	Phil Glover	LB	Utah

Draft Notes

- 2a – Pick traded to New England (see 2b)
- 2b – Pick acquired from New England along with 1999 fourth round pick (117 overall) for Titans 1999 second round pick (46 overall)
- 4b – Pick acquired in New England trade (see 2b)

1998

Rd.	Pick	Player	Pos.	College
1	16	Kevin Dyson	WR	Utah
2	46	Samari Rolle	CB	Florida State
3	77	Dainon Sidney	CB	Alabama-Birm.
4	107	Joe Salave'a	DT	Arizona
5	139	Benji Olson	G	Washington
6	168	Lee Wiggins	DB	South Carolina
7a	205	Jimmy Sprotte	LB	Arizona
7b	229	Kevin Long	C	Florida State

Draft Notes

- 7b – awarded as a compensatory selection

1997

Rd.	Pick	Player	Pos.	College
1a	13	(Traded to Kansas City)		
1b	18	Kenny Holmes	DE	Miami (FL)
2	46	Joey Kent	WR	Tennessee
3a	75	Denard Walker	CB	LSU
3b	81	Scott Sanderson	T	Washington State
4a	98	Derrick Mason	WR	Michigan State
4b	107	Pratt Lyons	DE	Troy State
4c	110	(Traded to Kansas City)		
4d	116	(Traded to New Orleans)		
5a	132	(Traded to Washington)		
5b	143	George McCullough	DB	Baylor
6a	165	(Traded to New Orleans)		
6b	179	(Traded to St. Louis)		
6c	181	Dennis Stallings	LB	Illinois
7	216	Armon Williams	DB	Arizona

Draft Notes

- 1a – Pick traded to Kansas City (see 1b)
- 1b – Pick acquired from Kansas City along with 1997 third round pick (81 overall), fourth round pick (116 overall) and sixth round pick (181 overall) for Oilers 1997 first round pick (13 overall) and fourth round pick (110 overall)
- 3b – Pick acquired from Kansas City (see 1b)
- 4a – Pick acquired from Atlanta along with 1997 sixth round pick (165 overall) for QB Chris Chandler
- 4b – Pick acquired from New Orleans for Oilers 1997 fourth round pick (116 overall) and sixth round pick (165 overall)
- 4c – Pick traded to Kansas City (see 1b)
- 4d – Pick acquired from Kansas City (see 1b) and traded to New Orleans (see 4b)
- 5a – Pick traded to Washington
- 6a – Pick acquired from Atlanta (see 4a) and traded to New Orleans (see 4b)
- 6b – Pick traded to St. Louis for DE Robert Young
- 6c – Pick acquired from Kansas City (see 1b)

1996

Rd.	Pick	Player	Pos.	College
1a	9	(Traded to Oakland)		
1b	14	Eddie George	RB	Ohio State
1c	17	(Traded to Seattle)		
2a	38	Bryant Mix	DE	Alcorn State
2b	48	Jason Layman	G	Tennessee
3	74	Terry Kiflens	LB	Penn State
4a	107	Kendrick Burton	DE	Alabama
4b	109	Jon Runyan	T	Michigan
5	143	Rayna Stewart	DB	Northern Arizona
6	177	Anthony Dorsett	LB	Pittsburgh
7	218	Mike Archie	RB	Penn State

Draft Notes

- 1a – Pick traded to Oakland for Raiders 1996 first round pick (17 overall), second round pick (48 overall) and fourth round pick (109 overall)
- 1b – Pick acquired from Seattle for Oilers 1996 first round pick (17 overall) and Oilers DT Glenn Montgomery
- 1c – Pick acquired from Oakland (see 1a) and traded to Seattle (see 1b)
- 2b – Pick acquired in Oakland trade (see 1a)
- 4b – Pick acquired in Oakland trade (see 1a)

1995

Rd.	Pick	Player	Pos.	College
1	3	Steve McNair	QB	Alcorn State
2	35	Anthony Cook	DT	South Carolina St.
3a	67	Chris Sanders	WR	Ohio State
3b	89	Rodney Thomas	RB	Texas A&M
3c	95	Torey Hunter	DB	Washington State
4	101	Michael Roan	TE	Wisconsin
5a	137	(Awarded to Washington)		

ALL-TIME DRAFT SELECTIONS

5b	159	Gary Walker	DE	Auburn
6	174	Hicham El-Mashtoub	C	Arizona
7	211	C.J. Richardson	DB	Miami (FL)

Draft Notes

- 3c – awarded as a compensatory selection
- 3b – Pick acquired from Minnesota along with 1994 fourth round pick (119 overall) for QB Warren Moon
- 5a – Pick to Washington in Wilbur Marshall ruling
- 5b – Pick awarded as compensation from New England for restricted free agent DE Tim Roberts

1994

Rd.	Pick	Player	Pos.	College
1	26	Henry Ford	DE	Arkansas
2	60	Jeremy Nunley	DE	Alabama
3a	97	(Awarded to Washington)		
3b	101	Malcolm Floyd (Seaborn)	WR	Fresno State
4a	119	Mike Davis	DB	Cincinnati
4b	129	Sean Jackson	RB	Florida State
5a	157	Roderick Lewis	TE	Arizona
5b	161	Jim Reid	T	Virginia
6a	187	Lee Gissendaner	WR	Northwestern
6b	194	Barron Wortham	LB	UTEP
7	220	Lemanski Hall	LB	Alabama

Draft Notes

- 3b – awarded as a compensatory selection
- 3a – Pick to Washington in Wilbur Marshall ruling
- 4a – Pick acquired from Minnesota along with 1995 third round pick (89 overall) for QB Warren Moon

1993

Rd.	Pick	Player	Pos.	College
1a	13	Brad Hopkins	T	Illinois
1b	19	(Traded to Philadelphia)		
2	47	Mike Barrow	LB	Miami (FL)
3	75	(Traded to Philadelphia)		
4	102	Travis Hannah	WR	USC
5	131	John Henry Mills	TE	Wake Forest
6	158	Chuck Bradley	T	Kentucky
7	187	Patrick Robinson	WR	Tennessee State
8	214	Blaine Bishop	DB	Ball State

Draft Notes

- 1a – Pick acquired from Philadelphia for Oilers 1993 first round pick (19 overall) and third round pick (75 overall)
- 1b – Pick traded to Philadelphia (see 1a)
- 3 – Pick traded to Philadelphia (see 1a)

1992

Rd.	Pick	Player	Pos.	College
1	23	(Traded to San Diego)		
2	50	Eddie Robinson	LB	Alabama State
3	77	Corey Harris	WR	Vanderbilt
4	108	Mike Mooney	T	Georgia Tech
5a	133	Joe Bowden	LB	Oklahoma
5b	135	Tony Brown	DB	Fresno State
5c	136	Tim Roberts	DT	Southern Miss
6	162	Mario Bailey	WR	Washington
7	189	Elbert Turner	WR	Illinois
8	220	Bucky Richardson	QB	Texas A&M
9	247	Bernard Dafney	T	Tennessee
10	274	Dion Johnson	WR	East Carolina
11	301	Anthony Davis	LB	Utah
12	332	Joe Wood	K	Air Force

Draft Notes

- 1 – Pick traded to San Diego along with WR Shawn Jefferson for Chargers DE Lee Williams in August of 1991
- 5a – Pick acquired from New Orleans for Oilers RB Allen Pinkett
- 5c – Pick acquired from Dallas along with 1991 second round pick (Minnesota's pick, 38 overall) for RB Alonzo Highsmith

1991

Rd.	Pick	Player	Pos.	College
1	17	(Traded to New England)		
2a	28	Mike Dumas	DB	Indiana
2b	38	Darryll Lewis	DB	Arizona
2c	44	John Flannery	C	Syracuse
3a	71	Steve Jackson	DB	Purdue
3b	79	Kevin Donnalley	T	North Carolina
4a	101	David Rocker	DT	Auburn
4b	102	Marcus Robertson	DB	Iowa State
5	129	Gary Wellman	WR	USC
6	157	(Pick traded to Philadelphia)		
7	183	Kyle Freeman	LB	Angelo State

8	214	Gary Brown	RB	Penn State
9	240	Shawn Jefferson	WR	Central Florida
10	267	Curtis Moore	LB	Kansas
11	294	James Smith	DB	Richmond
12	325	Alex Johnson	WR	Miami (FL)

Draft Notes

- 1 – Pick traded to New England for 1991 second round pick (28 overall) and fourth round pick (101 overall)
- 2a – Pick acquired in New England trade (see 1)
- 2b – Pick acquired from Dallas (originally Minnesota's selection) along with 1992 fourth round pick (136 overall) for RB Alonzo Highsmith
- 3b – Pick acquired from Miami for LB John Grimsley
- 4a – Pick acquired in New England trade (see 1)
- 6 – Pick traded to Philadelphia for QB Don McPherson in 1990

1990

Rd.	Pick	Player	Pos.	College
1	15	Lamar Lathon	LB	Houston
2	41	Jeff Alm	DT	Notre Dame
3	72	Willis Peguese	DE	Miami (FL)
4	99	Eric Still	G	Tennessee
5	126	Richard Newbill	LB	Miami (FL)
6	153	Tony Jones	WR	Texas
7	184	Andy Murray	RB	Kentucky
8	211	Brett Tucker	DB	Northern Illinois
9	237	Pat Coleman	WR	Mississippi
10	264	Dee Thomas	DB	Nicholls State
11	295	Joey Banes	T	Houston
12	321	Reggie Slack	QB	Auburn

Draft Notes

none

1989

Rd.	Pick	Player	Pos.	College
1	23	David Williams	T	Florida
2	50	Scott Kozak	LB	Oregon
3	77	Bubba McDowell	S	Miami (FL)
4	104	Rod Harris	WR	Texas A&M
5	131	Glenn Montgomery	DT	Houston
6	157	Bo Orlando	S	West Virginia
7	190	Tracy Rogers	LB	Fresno State
8	217	Alvoid Mays	CB	West Virginia
9	244	Bob Mrosko	TE	Penn State
10	271	Tracy Johnson	RB	Clemson
11	298	Brian Smider	T	West Virginia
12	325	Chuck Hartlieb	QB	Iowa

Draft Notes

none

1988

Rd.	Pick	Player	Pos.	College
1a	9	(Traded to Raiders)		
1b	22	Lorenzo White	RB	Michigan State
2	48	Quinton Jones	DB	Pittsburgh
3a	72	Greg Montgomery	P	Michigan State
3b	74	(Traded to Raiders)		
4	102	(Traded to Raiders)		
5a	125	Cris Dishman	DB	Purdue
5b	130	Chris Verhulst	TE	Cal State-Chico
6	157	Kurt Crain	LB	Auburn
7	187	Tracey Eaton	DB	Portland State
8	214	David Viaene	C	Minnesota-Duluth
9	241	David Spradlin	LB	TCU
10	271	Marco Johnson	WR	Hawaii
11	298	Jethro Franklin	DE	Fresno State
12	325	John Brantley	LB	Georgia

Draft Notes

- 1a – Pick traded (originally L.A. Rams pick from 1987 trade) to L.A. Raiders along with 1988 third round pick (74 overall) and fourth round pick (102 Overall) for DE Sean Jones, 1988 second round pick (48 overall, Oilers original pick) and third round pick (60 overall)
- 2 – Pick reacquired from L.A. Raiders in trade (see 1a)
- 3a – Pick acquired from S.D. along with fifth round pick (125 overall) for the Oilers third round pick (60 overall)
- 3b – Pick traded to L.A. Raiders (see 1a)
- 4 – Pick traded to Raiders (see 1a)
- 5a – Pick acquired in San Diego trade (see 3a)

ALL-TIME DRAFT SELECTIONS

1987

Rd.	Pick	Player	Pos.	College
1a	3	Alonzo Highsmith	WR	Miami (FL)
1b	8	(Traded to Buffalo)		
1c	20	Haywood Jeffries	RB	North Carolina St.
2a	36	(Traded to Buffalo)		
2b	46	Walter Johnson	LB	Louisiana Tech
3	64	Cody Carlson	QB	Baylor
4a	91	(Traded to L.A. Rams)		
4b	105	Mark Dusbabek	LB	Minnesota
5a	120	(Traded to Washington)		
5b	133	Spencer Tillman	RB	Oklahoma
6a	147	Al Smith	LB	Utah State
6b	159	Toby Caston	LB	LSU
7	176	Robert Banks	DT	Notre Dame
8	202	Michel James	WR	Washington State
9	231	Wes Neighbors	C	Alabama
10	258	Curtis Duncan	WR	Northwestern
11	287	John Davis	G	Georgia Tech
12	314	Ira Valentine	RB	Texas A&M

Draft Notes

- 1a – Pick acquired from Buffalo for Oilers 1987 first round pick (8 overall) and second round pick (36 overall)
- 1b – Pick traded to Buffalo (see 1a)
- 1c – Pick acquired from L.A. Rams along with G Kent Hill, DE William Fuller, 1987 fifth round pick (133 overall) and 1988 first round pick (9 overall) for QB Jim Everett
- 2a – Pick acquired from Detroit for T Harvey Salem and traded to Buffalo (see 1a)
- 2b – Pick acquired from Kansas City along with 1987 fourth round pick (105 overall) for the Oilers second round pick (35 overall)
- 4a – Pick traded to L.A. Rams along with 1986 seventh round pick (172 overall) for WR Drew Hill in 1986.
- 4b – Pick acquired in Kansas City trade (see 2b)
- 5a – Pick traded to Washington (eventually to Chicago) for PK Tony Zendejas
- 5b – Pick acquired in L.A. Rams trade (see 1c)
- 6b – Pick acquired from Kansas City for RB Larry Moriarty

1986

Rd.	Pick	Player	Pos.	College
1	3	Jim Everett	QB	Purdue
2	34	Ernest Givins	WR	Louisville
3	61	Allen Pinkett	RB	Notre Dame
4	87	(Traded to Kansas City)		
5	114	Jeff Parks	TE	Auburn
6	145	Ray Wallace	RB	Purdue
7	172	(Traded to L.A. Rams)		
8	199	Larry Griffin	DB	North Carolina
9	225	Bob Sebring	LB	Illinois
10	256	Don Sommer	G	UTEP
11	283	Mark Cochran	T	Baylor
12	310	Chuck Banks	RB	W. Virginia Tech

Draft Notes

- 4 – Pick traded to Kansas City (see 1985, 5b)
- 7 – Pick traded to L.A. Rams along with 1987 fourth round pick (91 overall) for WR Drew Hill

1985

Rd.	Pick	Player	Pos.	College
1a	2	(Traded to Minnesota)		
1b	3	Ray Childress	DE	Texas A&M
1c	11	Richard Johnson	DB	Wisconsin
2a	31	(Traded to Denver)		
2b	36	Richard Byrd	DE	Southern Miss
3a	58	(Traded to N.Y. Giants)		
3b	80	(Traded to L.A. Raiders)		
3c	82	Mike Kelley	C	Notre Dame
4	87	Tom Brielhel	LB	Stanford
5a	114	(Traded to Dallas)		
5b	133	Frank Bush	LB	North Carolina St.
5c	138	Lee Johnson	K	Brigham Young
6a	143	(Traded to L.A. Raiders)		
6b	153	Joe Krakoski	LB	Washington
7	170	Mike Akiu	WR	Hawaii
8	199	Chuck Thomas	C	Oklahoma
9	226	Steve Tasker	KR	Northwestern
10	255	Mike Golic	DL	Notre Dame
11	281	Willie Drewrey	WR	West Virginia
12	311	Mark Vonderhaar	DT	Minnesota

Draft Notes

- 1a – Pick traded to Minnesota
- 1b – Pick acquired from Minnesota
- 1c – Pick acquired from New Orleans for RB Earl

- Campbell
- 2a – Pick traded to Denver for second round pick (from Tampa Bay, 36 overall) and fifth round pick (138 overall)
- 2b – Pick acquired from Denver (see 2a)
- 3a – Pick traded to New York Giants for RB Butch Woolfolk
- 3b – Pick traded to L.A. Raiders along with sixth round pick (143 overall) for C Jim Romano
- 3c – Pick acquired from Denver for WR Butch Johnson
- 5a – Pick traded to Dallas (see 1984, 2b)
- 5b – Pick acquired from Kansas City along with sixth round pick (153 overall) for DE Bob Hamm and 1986 fourth round pick (87 overall)
- 5c – Pick acquired from Denver (see 2a)
- 6a – Pick traded to L.A. Raiders (see 3b)
- 6b – Pick acquired from Kansas City (see 5b)

1984

Rd.	Pick	Player	Pos.	College
1	2	Dean Steinkuhler	T	Nebraska
2a	29	Doug Smith	DE	Auburn
2b	40	(Traded to Dallas)		
2c	54	Bo Eason	DB	California-Davis
3	58	Johnny Meads	LB	Nicholls State
4a	85	Mark Studaway	DE	Tennessee
4b	100	Patrick Allen	DB	Utah State
4c	102	(Traded to Washington)		
5	114	Robert Lyles	LB	TCU
6a	141	John Grimsley	LB	Kentucky
6b	161	Eric Mullins	WR	Stanford
7	170	Willie Joyner	RB	Maryland
8	197	Kevin Baugh	WR	Penn State
9a	226	Jeff Donaldson	DB	Colorado
9b	227	Mike Johnson	DE	Illinois
9c	252	Mike Russell	LB	Toledo
10	253	(Traded to L.A. Rams)		
11	282	(Traded to L.A. Raiders)		
12	309	(Traded to L.A. Rams)		

Draft Notes

- 2b – Pick acquired from Minnesota (see 4b) and traded to Dallas along with 1985 fifth round pick (114 overall) and WR Mike Renfro for second round pick (54 overall) and WR Butch Johnson
- 2c – Pick acquired from Dallas (see 2b)
- 4b – Pick acquired from Minnesota along with second round pick (40 overall) for QB Archie Manning and TE Dave Casper
- 4c – Pick acquired from L.A. Rams and traded to Washington for 1985 third round pick (80 overall)
- 6b – Pick acquired from L.A. Rams (see 1983, 1a) and traded to Washington
- 9b – Pick acquired from N.Y. Giants (see 1983, 11)
- 9c – Pick acquired from L.A. Raiders for past considerations involving RB Tim Wilson for 11th round pick (282 overall)
- 10 – Pick traded to L.A. Rams for T Doug France
- 11 – Pick traded to L.A. Raiders (9c)
- 12 – Pick traded to L.A. Rams for past considerations

1983

Rd.	Pick	Player	Pos.	College
1a	2	(Pick traded to L.A. Rams)		
1b	9	Bruce Matthews	G	USC
2a	30	Harvey Salem	T	California
2b	42	Keith Bostic	DB	Michigan
3a	58	Tim Joiner	LB	LSU
3b	69	Chris Dressel	TE	Stanford
3c	76	(Traded to Miami)		
3d	83	Steve Brown	DB	Oregon
4a	86	Greg Hill	DB	Oklahoma State
4b	88	Mike McCloskey	TE	Penn State
5a	114	Larry Moriarty	RB	Notre Dame
5b	139	Jerome Foster	DT	Ohio State
6	142	Steve Haworth	DB	Oklahoma
7	170	Herkie Walls	WR	Texas
8	198	Robert Thompson	LB	Michigan
9	226	Kevin Potter	DB	Missouri
10	253	(Traded to Green Bay)		
11	281	(Traded to N.Y. Giants)		
12	309	(Traded to N.Y. Giants)		

Draft Notes

- 1a – Pick traded to L.A. Rams for first round pick (3 overall), fourth round pick (88 overall) and 1984 fourth round pick (102 overall)
- 1b – Pick acquired from Seattle along with second round pick (42 overall) and third round pick (69 overall) for Oilers first round pick (3 overall from L.A.

ALL-TIME DRAFT SELECTIONS

- Rams)
- 2b – Pick acquired from Seattle (see 1b)
- 3b – Pick acquired from Seattle (see 1b)
- 3c – Pick acquired from Green Bay and traded to Miami (see 3d)
- 3d – Pick acquired from Miami along with fifth round pick (139 overall) for third round pick (76 overall)
- 4b – Pick acquired from L.A. Rams (see 1a)
- 5b – Pick acquired from Miami (see 3d)
- 10 – Pick traded to Green Bay for T Mark Koncar
- 11 – Pick traded to N.Y. Giants along with 12th round pick (309 overall) for 1984 ninth round pick (228 overall)
- 12 – Pick traded to N.Y. Giants (see 11)

1982

Rd.	Pick	Player	Pos.	College
1	8	Mike Munchak	G	Penn State
2	35	(Pick traded to Oakland)		
2b	44	Oliver Luck	QB	West Virginia
3a	67	(Pick traded to L.A. Rams)		
3b	72	Stan Edwards	RB	Michigan
3c	77	Robert Abraham	LB	North Carolina St.
4	94	Steve Bryant	WR	Purdue
5	121	Malcolm Taylor	DE	Tennessee State
6	148	Gary Allen	RB	Hawaii
7	175	(Traded to Detroit)		
8	207	(Traded to L.A. Rams)		
9	234	Matt Bradley	DB	Penn State
10	261	Ron Reeves	QB	Texas Tech
11	287	Jim Campbell	TE	Kentucky
12	314	Donnie Craft	RB	Louisville

Draft Notes

- 2a – Pick traded to Oakland (see 1981, 1)
- 2b – Pick acquired from L.A. Rams along with 1982 third round pick (77 overall) for TE Mike Barber and 1982 third round pick (67 overall)
- 3a – Pick traded to L.A. Rams (see 2b)
- 3b – Pick acquired from N.Y. Giants for RB Rob Carpenter
- 7 – Pick traded to Detroit for CB Luther Bradley
- 8 – Pick traded to L.A. Rams TE Lewis Gilbert

1981

Rd.	Pick	Player	Pos.	College
1	21	(Traded to Oakland)		
2	48	(Traded to Oakland)		
3	79	Mike Holston	WR	Morgan State
4	106	Nick Eyre	T	Brigham Young
5	133	Delbert Fowler	LB	West Virginia
6	159	Bill Kay	DB	Purdue
7a	186	(Traded to Seattle)		
7b	193	Don Washington	DB	Texas A&M-Kingsville
8	217	Willie Tullis	WR	Troy State
9	243	Avon Riley	LB	UCLA
10	270	Larry Jones	RB	Colorado State
11	297	Claude Mathews	G	Auburn
12	324	Bill Capece	K	Florida State

Draft Notes

- 1 – Pick traded to Oakland along with 1981 second round pick (48 overall) and 1982 second round pick (35 overall) for TE Dave Casper
- 2 – Pick traded to Oakland (see 1)
- 7a – Pick traded to Seattle along with 1980 10th round pick (274 overall) for LB Sammy Green
- 7b – Pick acquired from Oakland (see 1980, 7a)

1980

Rd.	Pick	Player	Pos.	College
1	25	(Traded to New England)		
2a	38	Angelo Fields	T	Michigan State
2b	52	Daryle Skaugstad	DT	California
3	79	Tim Smith	WR	Nebraska
4	106	Chris Combs	TE	New Mexico
5	134	John Corker	LB	Oklahoma State
6	160	(Traded to New England)		
7a	182	Craig Bradshaw	QB	Utah State
7b	190	(Traded to N.Y. Jets)		
8	217	Harold Bailey	QBTE	Oklahoma State
9	244	Ed Harris	RB	Bishop
10	274	(Traded to Seattle)		
11	301	Eddie Preston	WR	Western Kentucky
12	328	Wiley Pitts	WR	Temple

Draft Notes

- 1 – Pick traded to New England along with sixth

- round pick (160 overall) for T Leon Gray
- 2a – Pick acquired from Kansas City for QB Steve Fuller
- 6 – Pick traded to New England (see 1)
- 7a – Pick acquired from Oakland along with 1981 seventh round pick (193 overall) for DB Jack Tatum
- 7b – Pick traded to N.Y. Jets for WR Rich Caster
- 10 – Pick traded to Seattle along with 1981 seventh round pick (186 overall) for LB Sammy Green

1979

Rd.	Pick	Player	Pos.	College
1	23	(Traded to Kansas City)		
2a	31	Mike Stensrud	DE	Iowa State
2b	50	Jesse Baker	DE	Jacksonville State
3a	69	(Traded to Baltimore)		
3b	72	Kenny King	RB	Oklahoma
3c	78	(Traded to Tampa Bay)		
4	104	(Traded to San Diego)		
5	133	(Traded to Tampa Bay)		
6a	143	Daryl Hunt	LB	Oklahoma
6b	159	Mike Murphy	LB	S.W. Missouri
7	171	Tim Ries	DB	S.W. Missouri
8	214	Carter Hartwig	DB	USC
9	243	Rich Ellender	WR	McNeese State
10	(Pick used in 1978 supplemental draft)			
11	298	Mike Taylor	T	Georgia Tech
12	324	Wayne Wilson	RB	Shepher

Draft Notes

- 1 – Pick traded to Kansas City for 1979 second round pick (31 overall) and 1980 second round pick (38 overall)
- 2a – Pick acquired in Kansas City trade (see 1)
- 3a – Pick traded to Baltimore for 1979 third round pick (72 overall) and seventh round pick (171 overall)
- 3b – Pick acquired in Baltimore trade (see 3a)
- 3c – Pick traded to Tampa Bay (see 1978, 1a)
- 4 – Pick traded to San Diego for QB Neal Jeffrey
- 5 – Pick traded to Tampa Bay (see 1978, 1a)
- 6a – Pick acquired from Buffalo for T Elbert Drungo
- 7 – Pick acquired in Baltimore trade (see 3a)
- 10 – Pick used on WR Johnnie Dirden (Sam Houston State) in 1978 supplemental draft

1978

Rd.	Pick	Player	Pos.	College
1a	1	Earl Campbell	RB	Texas
1b	17	(Traded to Tampa Bay)		
2	44	(Traded to Tampa Bay)		
3	73	Gifford Nielsen	QB	Brigham Young
4	98	Mike Renfro	WR	TCU
5	127	(Traded to Kansas City)		
6	154	Conrad Rucker	TE	Southern
7	183	(Traded to Buffalo)		
8	210	J.C. Wilson	DB	Pittsburgh
9	239	Jim Mol	DE	Morningside
10	266	Steve Young	TE	Wake Forest
11	295	Willie Thicklen	WR	Alabama State
12	322	John Schuhmacher	G	USC

Draft Notes

- 1a – Pick acquired from Tampa Bay for 1978 first round pick (17 overall) and second round pick (44 overall), 1979 third round pick (78 overall) and fifth round pick (133 overall) and TE Jimmie Giles
- 1b – Pick traded to Tampa Bay (see 1a)
- 5 – Pick traded to Kansas City for WR Otis Taylor
- 7 – Pick traded to Buffalo for DE Jimmy Dean

1977

Rd.	Pick	Player	Pos.	College
1	11	Morris Towns	T	Missouri
2	38	George Reihner	G	Penn State
3a	65	(Traded to San Francisco)		
3b	66	Tim Wilson	RB	Maryland
3c	70	Jimmie Giles	TE	Alcorn State
3d	84	Rob Carpenter	RB	Miami (OH)
4a	95	(Traded to Kansas City)		
4b	98	Warren Anderson	WR	West Virginia St.
5	(Choice forfeited)			
6a	148	Gary Woolford	DB	Florida State
6b	165	David Carter	C	Western Kentucky
7	178	(Traded to New York Giants)		
8a	198	Steve Davis	WR	Georgia
8b	205	Eddie Foster	WR	Houston
9	232	Bill Currier	DB	South Carolina
10	262	Harvey Hull	LB	Mississippi State
11	289	Al Romano	LB	Pittsburgh

ALL-TIME DRAFT SELECTIONS

12 316 Ove Johansson K Abilene Christian

Draft Notes

- 3a – Pick traded to San Francisco along with 1976 first round pick (21 overall) for RB Vic Washington
- 3b – Pick acquired from Green Bay along QB John Hadl and DB Ken Ellis for QB Lynn Dickey
- 3c – Pick acquired from Miami along with fourth round pick (98 overall) for CB Ken Ellis
- 3d – Pick acquired from Oakland for WR Emmett Edwards
- 4a – Pick traded to Kansas City along with 1976 fifth round pick (144 overall) for WR Elmo Wright
- 4b – Pick acquired in Miami trade (see 3c)
- 6b – Pick acquired from New England
- 7 – Pick traded to N.Y. Giants for RB Joe Dawkins
- 8a – Pick acquired from Seattle for WR Steve Largent

1976

Rd.	Pick	Player	Pos.	College
1	21	(Traded to San Francisco)		
2	48	Mike Barber	TE	Louisiana Tech
3	79	(Traded to Kansas City)		
4a	113	(Traded to Oakland)		
4b	117	Steve Largent	WR	Tulsa
5	144	(Traded to Kansas City)		
6	173	Todd Simonsen	T	South Dakota St.
7a	197	Larry Harris	DT	Oklahoma State
7b	202	(Traded to New England)		
8	229	Bobby Simon	T	Grambling State
9	256	Art Stringer	LB	Ball State
10	284	Steve Kincannon	QB	Humboldt State
11	311	Skip Walker	RB	Texas A&M
12a	324	Larry Bell	T	E. Texas State
12b	337	(Traded to San Diego)		
13	368	Dan O'Rourke	WR	Colorado State
14	395	John Reimer	T	Wisconsin
15	422	Bobby Byars	DT	Cheyney
16	452	Claude Johnson	LB	Florida A&M
17	479	Allen Mishler	WR	LSU

Draft Notes

- 1 – Pick traded to San Francisco along with 1977 third round pick (65 overall) for RB Vic Washington
- 3 – Pick traded to Kansas City
- 4a – Pick traded to Oakland along with 1975 fifth round pick (115 overall) for S Tommy Maxwell
- 4b – Pick acquired from L.A. Rams
- 5 – Pick traded to Kansas City along with 1977 fourth round pick (95 overall) for WR Elmo Wright
- 7a – Pick acquired from Denver for DB Jeff Severson
- 7b – Pick traded to New England for TE Bob Adams
- 12a – Pick acquired from Cleveland for WR Willie Miller
- 12b – Pick traded to San Diego for WR Jerry LeVias

1975

Rd.	Pick	Player	Pos.	College
1a	6	Robert Brazile	LB	Jackson State
1b	15	Don Hardeman	RB	TexasA&M-Kingsville
2	40	Emmett Edwards	WR	Kansas
3	65	(Traded to Atlanta)		
4	90	(Traded to Dallas)		
5	115	(Traded to Oakland)		
6	146	Jesse O'Neal	DE	Grambling State
7a	162	Mike Biehle	T	Miami (OH)
7b	171	Mark Cotney	DB	Cameron
8	196	Jerry Lawrence	DT	South Dakota St.
9	221	Bob Bruer	TE	Minn St.-Mankato
10	246	Alan Pringle	K	Rice
11	271	John Sawyer	TE	Southern Miss
12	302	Willie Miller	WR	Colorado State
13	327	Ricky Scales	WR	Virginia Tech
14	352	Jody Medford	G	Rice
15	377	Jack Holmes	RB	Texas Southern
16	402	Ken Lambert	DB	Virginia Tech
17	427	Ricky Seeker	C	Texas A&M

Draft Notes

- 1a – Pick acquired from Kansas City along with DT Curley Culp for DE John Matuszak
- 3 – Pick traded to Atlanta for LB Buane Benson
- 4 – Pick traded to Dallas for WR Mike Montgomery
- 5 – Pick traded to Oakland along with 1976 fourth round pick (113 overall) for S Tommy Maxwell
- 7a – Pick acquired from Kansas City for RB Bill Thomas

1974

Rd.	Pick	Player	Pos.	College
1	1	(Traded to Dallas)		

2	27	(Traded to Buffalo)		
3	53	(Traded to Dallas)		
4	79	Steve Mansted	LB	Nebraska
5	105	(Traded to Washington)		
6a	131	(Traded to New Orleans)		
6b	154	Booker Brown	G	USC
7	157	Leonard Fairley	DB	Alcorn State
8	183	Mike McCoy	DB	Western Kentucky
9	209	(Traded to New England)		
10	235	(Traded to New Orleans)		
11	261	Steve Taylor	C	Auburn
12	287	Ricky Browne	LB	Florida
13	313	Dan Dixon	G	Boise State
14	339	(Traded to Buffalo)		
15	365	Billy Johnson	WR	Widener
16	391	Matthew Williams	RB	N.E. Louisiana
17	417	Bill Hedge	T	N.W. Missouri St.

Draft Notes

- 1 – Pick traded to Dallas along with 1974 third round pick (53 overall) for DE Tody Smith and WR Billy Parks
- 2 – Pick traded to Buffalo for LB Al Cowlings
- 3 – Pick traded to Dallas (see 1)
- 5 – Pick traded to Washington for S Alvin Haymond
- 6a – Pick traded to New Orleans along with 10th round pick (235 overall) for RB James Ford
- 6b – Pick acquired from L.A. Rams for DE Bob Crum
- 9 – Pick traded to New England for LB Steve Kiner
- 10 – Pick traded to New Orleans (see 6a)
- 14 – Pick traded to Buffalo for T Levert Carr

1973

Rd.	Pick	Player	Pos.	College
1a	1	John Matuszak	DE	Tampa
1b	14	George Amundson	RB	Iowa State
2	27	(Traded to Kansas City)		
3a	53	(Traded to New Orleans)		
3b	61	(Traded to Baltimore)		
4	79	Gregg Bingham	LB	Purdue
5	105	Edesel Garrison	WR	USC
6	131	Ron Mayo	TE	Morgan State
7	157	Shelby Jordan	T	Washington (MO)
8	183	Joe Blahak	DB	Nebraska
9	209	Mark Williams	K	Rice
10	235	Darrell Vaughn	DT	Northern Colorado
11	261	Larry Eaglin	DB	Stephen F. Austin
12	287	Brad Lyman	WR	UCLA
13	313	Willie Martin	G	N.E. Oklahoma
14	339	Ron Lou	C	Arizona State
15	365	Roger Goree	LB	Baylor
16	391	Tim Dameron	WR	East Carolina
17	417	Randy Braband	LB	Texas

Draft Notes

- 1b – Pick acquired from Atlanta for DT Mike Tilleman
- 2 – Pick traded to Kansas City
- 3a – Pick traded along with 1972 second round pick (31 overall) for DT Mike Tilleman
- 3b – Pick acquired from Denver for QB Charley Johnson; Pick traded to Baltimore for C Bill Curry

1972

Rd.	Pick	Player	Pos.	College
1	6	Greg Sampson	DE	Stanford
2	31	(Traded to New Orleans)		
3a	56	Lewis Jolley	RB	North Carolina
3b	75	Solomon Frelton	G	Grambling State
4	84	(Traded to St. Louis)		
5	109	(Traded to Denver)		
6a	134	Joe Bullard	DB	Tulane
6b	136	Elmer Allen	LB	Mississippi
7	162	Eric Hutchinson	DB	Northwestern
8	187	Guy Roberts	LB	Maryland
9	212	Willie Postler	T	Montana
10a	240	Rhett Dawson	WR	Florida State
10b	259	Jimmy Butler	TE	Tulsa
11	264	Ron Evans	T	Baylor
12	290	Willie Rodgers	RB	Jackson St.
13	318	Willie Roberts	DB	Houston
14	343	Gary Crockett	C	Lamar
15	368	(Traded to Pittsburgh)		
16	396	Guy Murdock	C	Michigan
17	421	Kelly Cochrane	QB	Miami (FL)

Draft Notes

- 2 – Pick traded along with 1973 third round pick (53 overall) for DT Mike Tilleman
- 3b – Pick acquired from Kansas City
- 4 – Pick traded to St. Louis for LB Dave Olerich

ALL-TIME DRAFT SELECTIONS

- 5 – Pick traded to Denver for Cleo Johnson
- 6b – Pick acquired from Denver
- 15 – Pick traded to Pittsburgh for Worthy McClure

1971

Rd.	Pick	Player	Pos.	College
1	3	Dan Pastorini	QB	Santa Clara
2	31	(Traded to New Orleans)		
3	56	Lynn Dickey	QB	Kansas State
4	81	Larron Jackson	T	Missouri
5	109	Willie Armstrong	RB	Grambling State
6	134	Willie Alexander	DB	Alcorn State
7a	159	Phil Croyle	LB	California
7b	174	Larry Watson	T	Morgan State
8	187	(Traded to Denver)		
9	212	Floyd Rice	TE	Alcorn State
10	237	Russ Price	DE	N. Carolina Central
11	265	Macon Hughes	WR	Rice
12	290	John Thompson	G	Minnesota
13	315	Joe Hoing	G	Arkansas Tech
14	343	Dick Adams	DB	Miami (OH)
15	368	Andy Hopkins	RB	Stephen F. Austin
16	393	Moses Denison	RB	Maryland-E. Shore
17	421	Calvin Fox	LB	Michigan State

Draft Notes

- 2 – Pick traded to New Orleans
- 7b – Pick acquired from New York Giants
- 8 – Pick traded to Denver

1970

Rd.	Pick	Player	Pos.	College
1	14	Doug Wilkerson	G	N. Carolina Central
2a	31	Leo Brooks	DT	Texas
2b	40	Bill Dusenberry	RB	Johnson Smith
3	66	(Traded to Cleveland)		
4	92	Spike Jones	P	Georgia
5a	110	Ron Saul	G	Michigan State
5b	118	Ed Duley	DT	Northern Arizona
6	144	Benny Johnson	DB	Johnson Smith
7	170	Charles Olson	DB	Concordia College
8	196	Mike McClish	T	Wisconsin
9	222	Charles Blossom	DE	Texas Southern
10	248	Joe Dawkins	RB	Wisconsin
11	274	Robert Morris	C	Duke
12	300	Richard Dawkins	TE	Johnson Smith
13	326	Jess Lewis	LB	Oregon State
14	352	Claire Rasmussen	G	Wisconsin-Oshkosh
15	378	Dave Sharp	T	Stanford
16		No choice		
17	430	Julian Fagan	P	Mississippi

Draft Notes

- 2a – Pick acquired from Boston
- 3 – Pick traded to Cleveland
- 5a – Pick acquired from Cincinnati
- 16 – Pick used on underclassman (WR Chris Myers, Kenyon)

1969

Rd.	Pick	Player	Pos.	College
1	15	Ron Pritchard	LB	Arizona State
2	40	Jerry LeVias	WR	SMU
3a	65	Elbert Drungo	T	Tennessee St.
3b	78	Rich Johnson	RB	Illinois
4a	93	Charlie Joiner	WR	Grambling
4b	96	Roy Gerela	K	New Mexico St.
5	118	Johnny Peacock	S	Houston
6	143	Willie Grate	WR	S. Carolina St.
7	171	Mike Richardson	RB	SMU
8	196	Glenn Woods	DT	Prairie View
9	221	Ed Watson	LB	Grambling
10a	249	Joe Pryor	TE	Boston College
10b	256	Bob Naponic	QB	Illinois
11	274	Terry May	DE	SMU
12	299	George Resley	DT	Texas A&M
13	327	Richard Pickens	RB	Tennessee
14	352	Roy Don Reeves	DB	South Carolina
15	377	John Tyszkiewicz	G	Chattanooga
16	405	Lloyd Wainscott	LB	Texas
17	430	Hank Autry	C	S. Mississippi

Draft Notes

- 3b – Pick acquired from New York Jets
- 4b – Pick acquired from San Diego
- 10b – Pick acquired from Oakland

1968

Rd.	Pick	Player	Pos.	College
1	22	(Traded to Kansas City)		

2	49	Mac Haik	WR	Mississippi
3	77	Elvin Bethea	DE	N.C. A&T
4	105	Jim Beirne	WR	Purdue
5	133	Bob Longo	TE	Pittsburgh
6	160	(Traded to Cincinnati)		
7	187	Paul Toscano	DB	Wyoming
8	214	(Traded to New York)		
9a	224	Bob Robertson	T	Illinois
9b	240	(Traded to Miami)		
10a	263	Joe Peace	LB	La. Tech
10b	268	Tom Dommres	DT	Wisconsin
11	295	Bill Halley	TE	La Verne
12	322	Barry Lischner	RB	Missouri
13	349	Jim Dousay	RB	LSU
14	376	Rich Stotter	LB	Houston
15	403	(Traded to San Diego)		
16	430	Bob Smith	S	Miami (OH)
17	457	Billy Alsbrook	DB	N.C. College

Draft Notes

- 1 – Pick traded to Kansas City along with QB Jacky Lee and DT Ernie Ladd for QB Pete Beathard
- 6 – Pick traded to Cincinnati
- 8 – Pick traded to New York Jets
- 9a – Pick acquired from Boston
- 9b – Pick traded to Miami
- 10a – Pick acquired from San Diego
- 15 – Pick traded to San Diego

1967

Rd.	Pick	Player	Pos.	College
1a	5	George Webster	LB	Michigan St.
1b	23	Tom Regner	G	Notre Dame
2a	30	Bob Davis	QB	Virginia
2b	49	Roy Hopkins	RB	Texas Southern
3	56	Larry Carwell	CB	Iowa State
4	86	Carel Stith	DT	Nebraska
5a	111	Pete Johns	S	Tulane
5b	118	Willie Parker	DT	Ark. AM&N
5c	127	Zeke Moore	CB	Lincoln
6	136	Pete Barnes	LB	South
7	164	Ed Carrington	TE	Virginia
8a	189	Johnny Brunson	RB	Benedict
8b	201	Sharon Washington	WR	Ne. Missouri
9	214	Ken Houston	S	Prairie View
10a	242	Woody Campbell	RB	Northwestern
10b	261	Tim Sheehan	C	Stanford
11	267	Harold Decker	DE	Kalamazoo
12	292	(Traded to Buffalo)		
13	319	(Traded to Buffalo)		
14	345	Henry Hailstock	G	Lincoln
15	370	Marvin McQueen	LB	Mississippi
16	398	Rex Keeling	K	Samford
17	423	Larry Lee	WR	Texas A&M

Draft Notes

- 1b – Pick acquired from Dallas along with second round pick (49 overall) and two fifth round picks (118 and 127 overall) for T Ralph Neely
- 2b – Pick acquired from Dallas (see 1b)
- 5b – Pick acquired from Dallas (see 1b)
- 5c – Pick acquired from Dallas (see 1b)
- 8b – Pick acquired from Oakland
- 10b – Pick acquired from Kansas City for C Wayne Frazier in 1966
- 12 – Pick traded to Buffalo
- 13 – Pick traded to Buffalo

1966 Redshirt Draft

Rd.	Pick	Player	Pos.	College
1		Tom Fisher	LB	Tennessee
2		Tim Van Galder	QB	Iowa State
3		Ralph Dunlop	T	Baylor
4		Bill Davis	QB	Lamar Tech
5		Richard Gover	T	Virginia State
6		John Gary	T	Grambling
7		Clyde Peitaway	T	N.C. A&T
8		Roger Marshall	QB	Baylor
9		Lee Garner	LB	Mississippi
10		Dan Goich	T	California
11		Charles Arkwright	T	Georgia

1966

Rd.	Pick	Player	Pos.	College
1		Tommy Nobis	LB	Texas
2		Stan Hindman	G	Mississippi
3		George Rice	DT	LSU
4		George Allen	T	W. Texas St.
5		Hoyle Granger	FB	Miss. State
6		Dave Long	E	Iowa

ALL-TIME DRAFT SELECTIONS

7	Hartwell Menefee	DB	New Mexico St.
8	Dan Bland	DB	Miss. State
9	Dick Suffell	DB	SW Texas St.
10	Wilbur Aylor	G	SW Texas St.
11	Monty Ledbetter	E	NW Louisiana
12	Harry Day	E	Memphis St.
13	Fred Zimmerman	LB	Toledo
14	Butch Lince	T	North Dakota
15	Tommy Dillard	T	Austin Peay
16	Steve Smith	E	Michigan
17	Lyle Loebach	T	Simpson
18	Ed Buzzell	QB	Ottawa
19	Frank Fuller	T	Drake
20	Dave Odegaard	T	Bemidji State

1965 Redshirt Draft

Rd.	Pick	Player	Pos.	College
1		Donny Anderson	HB	Texas Tech
2		Glen Ray Hines	T	Arkansas
3		Mike Shinn	E	Kansas
4		Ollie Cordill	QB	Memphis St.
5		Jerry Crumpler	T	Missouri
6		(Pick to Oakland)		
7		Leo Lowery	FB	Texas Tech
8		Len Sears	T	South Carolina
9		Tom Bleick	HB	Georgia Tech
10		George Hafner	QB	McNeese St.
11		Bill Anderson	QB	Tulsa
12		Harlan Lane	E	Baylor

1965

Rd.	Pick	Player	Pos.	College
1		Lawrence Elkins	E	Baylor
2a		Malcolm Walker	C	Rice
2b		Ralph Neely	T	Oklahoma
3		Ernie Koy	HB	Texas
4		Bobby Maples	LB	Baylor
5		Frank Molden	T	Jackson St.
6		Dennis Murphy	T	Florida St.
7		(Pick to Kansas City)		
8a		Ray Ogden	HB	Alabama
8b		Roy Hilton	LB	Jackson St.
9		George Kinney	DT	Wiley
10		Maxi Williams	G	SE Louisiana
11		(Pick to Oakland)		
12		Bob Reed	G	Tennessee St.
13		Bob Felts	HB	Florida A&M
14		Norman Evans	T	TCU
15		Tony Guillary	LB	Lamar Tech
16		Junior Coffey	RB	Washington
17		Jim Grisham	FB	Oklahoma
18a		Russ Mundy	WB	W. Texas St.
18b		Russell Wayt	LB	Rice
19		Frank Fox	T	Sam Houston St.
20		Gus Brezina	G	Houston

Draft Notes

- 2b – Pick acquired from Boston
- 7 – Pick traded to Kansas City
- 8b – Pick acquired from Oakland
- 11 – Pick traded to Oakland

1964

Rd.	Pick	Player	Pos.	College
1	6	Scott Appleton	DT	Texas
2a	9	Charley Taylor	HB	Arizona State
2b	14	Billy Truax	E	LSU
3	22	Bobby Crenshaw	G	Baylor
4	30	Ode Burrell	HB	Mississippi St.
5a	33	John Varnell	DT	West Texas St.
5b	38	Sid Blanks	HB	Texas A&I
6	46	Dave Wilcox	DE	Oregon
7	54	(Traded to Denver)		
8	62	Ezell Seals	HB	Prairie View
9	70	Jerry Burton	HB	NW Louisiana
10	78	Sammy Odeom	LB	NW Louisiana
11	86	Owen Dejanovich	G	Arizona State
12	94	Benny Nelson	DB	Alabama
13	102	(Traded to Kansas City)		
14	110	Ken Henson	C	TCU
15	118	Pat Crain	FB	Clemson
16	126	Bill Munson	QB	Utah State
17	134	Dick Leeuwenburg	T	Stanford
18	142	Bob Nichols	T	Stanford
19	150	Carl Robinson	T	Prairie View
20	158	Pete Jaquess	DB	E. New Mexico
21	166	Jerry Cole	E	SW Texas St.
22	174	Ed Kessler	FB	North Carolina
23	182	Jim Whitehead	T	Georgia
24	190	John Garrett	LB	Oklahoma

25	198	Dick Bowe	T	Rice
26	206	Alex Zenko	T	Kent State

Draft Notes

- 2a – Pick acquired from Denver
- 5a – Pick acquired from Denver
- 7 – Pick traded to Denver
- 13 – Pick traded to Kansas City

1963

Rd.	Pick	Player	Pos.	College
1	6	Danny Brabham	LB	Arkansas
2	15	Don Estes	T	LSU
3	22	Jerry Cook	HB	Texas
4a	25	Lee Roy Caffey	LB	Texas A&M
4b	31	Jerry Hopkins	C	Texas A&M
5a	33	Homer Jones	RB	Texas Southern
5b	38	Don Chuy	T	Clemson
6	47	Lionel Aldridge	DE	Utah State
7	54	Johnny Baker	LB	Miss. State
8	63	Jim Burson	HB	Auburn
9	70	Ed Burke	T	Notre Dame
10	78	(Traded to Denver)		
11a	84	Tom Brown	G	Pittsburgh
11b	86	(Traded to Boston)		
12	95	(Traded to Oakland)		
13	102	(Traded to Oakland)		
14	111	Don Trull	QB	Baylor
15	118	No choice		
16	127	Rex Benson	T	Miami
17	134	Jerry Griffin	E	La. Tech
18	143	Paul Lea	HB	Oklahoma
19	150	Bob Hoover	HB	Florida
20	159	Wayne Lee	C	Oklahoma
21	166	Staley Faulkner	T	Texas
22	175	Sam Byer	LB	Texas A&M
23	182	Gene Raesz	E	Rice
24	191	Bob Burton	T	Grambling
25	198	Gary Kaltenbach	T	Pittsburgh
26	207	Dave Thiesen	HB	Nebraska
27	214	Al Hildebrand	T	Stanford
28	223	Tim Stein	C	Miami (OH)
29	230	Oliver Ross	T	W. Texas St.

Draft Notes

- 4a – Pick acquired from Oakland
- 5a – Pick acquired from Oakland
- 10 – Pick traded to Denver
- 11a – Pick acquired from Buffalo
- 11b – Pick traded to Boston
- 12 – Pick traded to Oakland
- 13 – Pick traded to Oakland
- 15 – Pick used on underclassman (HB Joe Don Looney, Oklahoma)

1962

Rd.	Pick	Player	Pos.	College
1	7	Ray Jacobs	DT	Howard Payne
2	15	Earl Gros	FB	LSU
3	23	Pete Case	T	Georgia
4a	30	Gary Cutsinger	DE	Oklahoma St.
4b	31	(Traded to San Diego)		
5	39	Bill Rice	E	Alabama
6	47	Ray Pinion	G	TCU
7	55	Gus Gonzales	G	Tulane
8	63	Clyde Brock	DT	Utah St.
9	71	Larry Onesti	LB	Northwestern
10	79	Bob Moses	E	Texas
11	87	John Thomas	G	McMurry
12	95	Jack Collins	HB	Texas
13	103	Royce Cassell	E	New Mexico St.
14	111	Glynn Griffing	QB	Mississippi
15	119	Ken Shaffer	T	Marquette
16	127	Bill Ray Adams	FB	Mississippi
17	135	Bill Miller	DT	N.M. Highlands
18	143	Art Perkins	HB	N. Texas St.
19	151	Bobby Jancik	DB	Lamar Tech
20	159	Joe Bob Isbell	G	Houston
21	167	Roland Jackson	FB	Rice
22	175	Ken Bolin	HB	Houston
23	183	Bill Van Buren	C	Iowa
24	191	Boyd Melvin	T	Northwestern
25	199	Bob Johnson	T	Rice
26	207	Harold Hays	G	Miss. Southern
27	215	Roger McFarland	HB	Kansas
28	223	Gary Henson	E	Colorado
29	231	Ron Osborne	T	Clemson
30	239	Bob Clemens	HB	Pittsburgh
31	247	Al Kimbrough	HB	Northwestern
32	255	Bernard Wyatt	HB	Iowa
33	263	Al Lerdlerle	E	Georgia Tech

ALL-TIME DRAFT SELECTIONS

34 271 Don Talbert T Texas

Draft Notes

- 4a – Pick acquired from Boston
- 4b – Pick traded to San Diego

1961

Rd.	Pick	Player	Pos.	College
1		Mike Ditka	E	Pittsburgh
2		Tom Goode	C	Mississippi St.
3		Walter Suggs	T	Mississippi St.
4		Bobby Walden	LB	Georgia
5		Monte Lee	HB	Texas
6		Jake Gibbs	QB	Mississippi
7		Dick Reynolds	T	N.C. State
8		Houston Antwine	G	So. Illinois
9		Ralph White	T	Bowling Green
10		Charles Lee	C	Iowa
11		Robert Bird	G	Bowling Green
12		Bob McLeod	E	Abil. Christian
13		Gerald Hinton	G	La. Tech
14		Jimmy King	T	Clemson
15		Dennis Ferriter	C	Marquette
16		Larry Wood	HB	Northwestern
17		Sam Fewell	T	South Carolina
18		Mike Grimsley	HB	Michigan St.
19		Myron Pearson	HB	Colorado
20		Lewis Johnson	HB	Florida A&M
21		Ron Miller	QB	Wisconsin
22		Bob Kelly	E	New Mexico St.
23		James Anderson	FB	Mississippi
24		Ken Gregory	E	Whittier
25		Jack Kreider	HB	Tulsa
26		Don Fuell	QB	Miss. Southern
27		Boyd King	C	Rice
28		John Frongillo	C	Baylor
29a		Tom Lewis	E	Lake Forest
29b		Errol Linden	DE	Houston
30		Jim Stroud	T	Rice

Draft Notes

- 29a – Pick acquired from N.Y. Titans

1960

First Selections

Player	Pos.	College
Peter Arena	G	Northwestern
Dick Bass	HB	Pacific W.
William Bohler	T	St. Ambrose
Larry Cadwell	T	Louisville
Billy Cannon	HB	LSU

Doug Cline	LB	Clemson
DeJustice Coleman	HB	Illinois
Bob Crandall	HB	New Mexico
Cleatus Drinnon	C	Hardin-Simmons
John Gremer	G	Illinois
George Herring	T	N. Texas St.
Don Hitt	C	Oklahoma St.
Steve Johnson	QB	Pepperdine
John Lands	E	Montana
Jacky Lee	QB	Cincinnati
Bruce Maher	HB	Detroit
Don Mattson	T	USC
Mike McGee	G	Duke
Hugh McInnis	E	Mississippi St.
Max Messner	T	Cincinnati
George Mulholland	E	New Mexico St.
Gary O'Steen	HB	Alabama
Gene Prebola	E	Boston Univ.
Palmer Pyle	T	Michigan St.
William Roach	T	TCU
Christian Simms	E	Rutgers
Phillip Snowden	QB	Missouri
Don Underwood	T	McNeese St.
Duane Whetstone	FB	George Washington
Bob White	FB	Ohio State
Maury Youmans	T	Syracuse

Second Selections

Player	Pos.	College
Clair Branch	RB	Texas
Dave Chamberlain	HB	Miami (OH)
Stan Fanning	DE	Idaho
Don Cochran	T	Alabama
Jim Glasgow	T	Jackson St.
Dave Graham	E	Virginia
Bob Haas	HB	Missouri
Lowell Hughes	QB	Kent State
Dale Johansson	T	Augustana
Jim Marshall	DT	Ohio State
Ron Morrison	T	New Mexico
Jerry Mueninck	C	Texas
Paul Oglesby	T	UCLA
John Peppercorn	E	Kansas
Bob Peterson	C	Oregon
Bob Talamini	G	Kentucky
Bob Towns	E	Georgia
Bob Wasden	E	ABU
Jim Welch	HB	SMU
Jim Wolff	HB	Panhandle A&M

FREE AGENCY HISTORY

1989

Plan B

Players Signed (7)

FB Carl Byrum (Buffalo)
DE Mark Garalczyk (Jets)
WR Kenny Jackson (Philadelphia)
TE Calvin Magee (Tampa Bay)
LB Matt Monger (Jets)
DE/TE Colin Scotts (Arizona)
C/G George Yarno (Atlanta)

Players Lost (13)

DE Robert Banks (Cleveland)
S Keith Bostic (Indianapolis)
LB Toby Caston (Detroit)
LB Kurt Crain (Green Bay)
T John Davis (Buffalo)
WR Willie Drewrey (Tampa Bay)
LB Mark Dusbabek (Minnesota)
QB Brent Pease (Miami)
RB Spencer Tillman (San Francisco)
T David Viaene (New England)
FB Ray Wallace (Pittsburgh)
T Doug Williams (Seattle)
TE Jamie Williams (San Francisco)

1990

Plan B

Players Signed (8)

S David Arnold (Pittsburgh)
WR Bernard Ford (Dallas)
WR Carl Harry (Washington)
DE Ezra Johnson (Indianapolis)
S Terry Kinard (Giants)
S Leander Knight (Jets)
WR GERAL McNeil (Cleveland)
G Tommy Robinson (Atlanta)

Players Lost (7)

S Jeff Donaldson (Chiefs)
S Tracey Eaton (Arizona)
FB Tracy Johnson (Atlanta)
TE Bob Mrosko (Giants)
DE Anthony Spears (Dallas)
TE Chris Verhulst (Denver)
C/G George Yarno (Green Bay)

1991

Plan B

Players Signed (7)

DE Robert Banks (Cleveland)
S Eric Bergeson (Atlanta)

LB Rick Graf (Miami)
S John Hagy (Buffalo)
WR Richard Johnson (Detroit)
WR Cedric Jones (New England)
RB Kerry Porter (Denver)

Players Lost (4)

CB Steve Brown (San Francisco)
RB Victor Jones (New England)
S Brett Tucker (Buffalo)
K Tony Zendejas (Los Angeles)

1992

Plan B

Players Signed (3)

CB Jerry Gray (Los Angeles)
WR Jeff Query (Green Bay)
RB Spencer Tillman (San Francisco)

Players Lost (4)

LB Eric Fairs (Buffalo)
WR Drew Hill (Atlanta)
WR Alex Johnson (New England)
WR Tony Jones (Atlanta)

1993

Players Signed (2)

WR Willie Drewrey (Tampa Bay)
LB Robert Lyles (Atlanta)

Players Lost (3)

LB Rick Graf (Washington)
CB Jerry Gray (Tampa Bay)
T Don Maggs (Denver)

1994

Players Signed (5)

TE Pat Carter (Rams)
P Rich Camarillo (Arizona)
QB Sean Salisbury (Minnesota)
DE Kenny Davidson (Pittsburgh)
RB Todd McNair (Kansas City)

Players Lost (3)

DE William Fuller (Philadelphia)
DE Sean Jones (Green Bay)
P Greg Montgomery (Detroit)

1995

Players Signed (5)

QB Chris Chandler (Rams)
KR Mel Gray (Detroit)
C Mark Stepnoski (Dallas)
T Irv Eatman (Atlanta)
WR Derek Russell (Denver)

Players Lost (5)

LB Lamar Lathon (Carolina)
S Bo Orlando (San Diego)
DE Tim Roberts (New England)
G Bill Schultz (Denver)
RB Lorenzo White (Cleveland)

1996

Players Signed (4)

WR Willie Davis (Kansas City)
RB Ronnie Harmon (San Diego)
S Rafael Robinson (Seattle)
P Reggie Roby (Tampa Bay)

Players Lost (1)

LB Eddie Robinson (Jacksonville)

1997

Players Signed (2)

QB Dave Krieg (Chicago)
LB Lonnie Marts (Tampa Bay)

Players Lost (2)

LB Michael Barrow (Carolina)
CB Kris Dishman (Washington)

1998

Players Signed (3)

TE Jackie Harris (Tampa Bay)
P Craig Hentrich (Green Bay)
WR Yancey Thigpen (Pittsburgh)

Players Lost (1)

G Kevin Donnalley (Miami)

1999

Players Signed (5)

DT Jason Fisk (Minnesota)
DT Mike Jones (New England)
FB Lorenzo Neal (Tampa Bay)
QB Neil O'Donnell (Cincinnati)
DE Mike Frederick (Jets)

Players Lost (3)

DE Anthony Cook (Washington)
C Mark Stepnoski (Dallas)
DT Gary Walker (Jacksonville)

2000

Players Signed (2)

LB Randall Godfrey (Dallas)
T Fred Miller (St. Louis)

Players Lost (5)

LB Joe Bowden (Dallas)
LB Doug Colman (Oakland)
S Anthony Dorsett (Oakland)
TE Jackie Harris (Dallas)
T Jon Runyan (Philadelphia)

2001

Players Signed (2)

K Joe Nedney (Carolina)
CB DeRon Jenkins (San Diego)

Players Lost (2)

DE Kenny Holmes (N.Y. Giants)
CB Denard Walker (Denver)

2002

Players Signed (4)

S Lance Schulters (San Francisco)
FB Greg Comella (N.Y. Giants)
C Jeff Smith (Jacksonville)
RB Robert Holcombe (St. Louis)

Players Lost (4)

DT Jason Fisk (San Diego)
DT Josh Evans (N.Y. Jets)
LB Greg Favors (Indianapolis)
C Kevin Long (Jacksonville)

2003

Players Signed (0)

Players Lost (5)

WR Kevin Dyson (Carolina)
DT John Thornton (Cincinnati)
CB Dainon Sidney (Buffalo)
CB Donald Mitchell (Dallas)
S Rich Coady (Indianapolis)

2004

Players Signed (0)

Players Lost (2)

DE Jevon Kearse (Philadelphia)
DT Robaire Smith (Houston)

2005

Players Signed (1)

DE Kyle Vanden Bosch (Arizona)

Players Lost (4)

RB Antowain Smith (New Orleans)
WR Eddie Berlin (Chicago)
CB Andre Dyson (Seattle)
TE Shad Meier (New Orleans)

2006

Players Signed (4)

WR David Givens (New England)
S Chris Hope (Pittsburgh)
C Kevin Mawae (N.Y. Jets)
LB David Thornton (Indianapolis)

Players Lost (4)

LB Rocky Boiman (Dallas)
C Justin Hartwig (Carolina)
LB Brad Kassell (N.Y. Jets)
S Tank Williams (Minnesota)

2007

Players Signed (6)

LB Ryan Fowler (RFA-Dallas)
WR Justin Gage (Chicago)
CB Nick Harper (Indianapolis)
CB Kelly Herndon (Seattle)
QB Tim Rattay (Tampa Bay)
S Bryan Scott (New Orleans)

Players Lost (3)

WR Drew Bennett (St. Louis)
DT Robaire Smith (Cleveland)
WR Bobby Wade (Minnesota)

2008

Players Signed (7)

TE Dwayne Blakley (Atlanta)
CB Chris Carr (RFA-Oakland)
TE Alge Crumpler (Atlanta)
DE Jevon Kearse (Philadelphia)
WR Justin McCareins (N.Y. Jets)
OT Jake Scott (Indianapolis)
LB Josh Stamer (Buffalo)

Players Lost (8)

G Jacob Bell (St. Louis)
RB Chris Brown (Houston)
LB Gilbert Gardner (Detroit)
TE Ben Hartsock (Atlanta)
DE Travis LaBoy (Arizona)
DE Antwan Odom (Cincinnati)
DT Randy Starks (Miami)
TE Ben Troupe (Tampa Bay)

2009

Players Signed (5)

CB DeMarcus Faggins (Houston)
DT Jovan Haye (Tampa Bay)
WR Mark Jones (Carolina)
QB Patrick Ramsey (Denver)
WR Nate Washington (Pittsburgh)

Players Lost (6)

CB Chris Carr (Baltimore)
DT Albert Haynesworth (Washington)
WR Brandon Jones (San Francisco)
CB Eric King (Detroit)
T Daniel Loper (Detroit)
QB Chris Simms (Denver)

2009

Players Signed (1)

DE Jason Babin (Philadelphia)

Players Lost (2)

DE Kyle Vanden Bosch (Detroit)
TE Alge Crumpler (New England)

ALL-TIME COACHES ROSTER

Andrus, Bart1997-99, 2008
 #Armstrong, Neill1962-63
 Baggett, Charlie1993-94
 Baugh, Sammy1964-65
 Beatty, Bruce1973
 Beightol, Larry1995
 Bettis, Tom1986-87, '93-94
 #Biles, Ed1974-80, '81-83
 Boghosian, Sam1974-75
 Bourgeois, Andy1973-83
 Breaux, Don1972
 Brown, Greg1997-98
 Bugel, Joe1977-80
 Burke, Matt2006-08
 Bush, Frank1992-94
 Byner, Earnest2008-09
 Callahan, Ray1981-82
 Campbell, Hugh1984-85
 Carpenter, Lew1973-74
 #Cecil, Chuck2001-09
 Chidress, Joe1966-70
 *Chow, Norm2005-07
 Conkright, W.F. "Red"1963-64
 *Corry, Dick1994-96
 Cunningham, Gunther2001-03
 *Dalton, O. Kay1983-84
 Devlin, John1984-85
 Devore, Hugh1966-70
 Dickson, George1971
 Dry, F.A.1966-70
 Durden, Earnel1973
 #Eddy, Jim1990-92
 Ettinger, John1964
 *Faragalli, Joe1985
 \$Fisher, Jeff1994-09
 Gaines, Gene1984-85
 Galat, Joe1981
 Galbraith, Marty2005-09
 Gambold, Bob1978-82
 Gilbert, O'Neill1997-99
 *Gilbride, Kevin1989-94
 Gillman, Sid1973-74
 #Glanville, Jerry1984-89
 Graves, Fred2007-09
 Gray, Jerry1997-00
 Hauck, Tim2009
 *Heimerding, Mike 2000-04, '08-09

Helton, Kim1987-89
 Henning, Dan1972
 Henshaw, George1997-05
 *Hill, King1971-80
 Houston, Ken1982-85
 Huff, Gary1986
 Hughes, Ed1971
 Ivy, Frank "Pop"1962-63
 Jackson, Milt1986-88
 James, Ned2002-05
 *Jamieson, Dick1986-87
 Johnson, Craig2000-09
 Jones, June1987-88
 Jones, Ronnie1993
 Lemm, Wally1960-61, '66-70
 Lemmerman, Bruce1984-85
 Loggains, Dowell2008-09
 Lowry, Alan1996-09
 Madro, Joe1972-74
 McCalmon, Miller1986-87
 McCullough, Ken1976
 McFadin, "Bud" Lewis1966-70
 McGinnis, Dave2004-09
 Miller, Burnie1971-73
 Munchak, Mike1995-09
 #Nolan, Dick1981
 Norris, Rex1995-98
 Novak, Frank1989-94
 Padilla, Bob1984-85
 Palmer, Chris1990-92
 Pardee, Jack1990-94
 Peccatiello, Larry1972-75
 Pendergast, Clancy1995
 Perry, Rod1995-96
 Peterson, Bill1972-73
 Petitbon, Richie1974-77
 #Phillips, O.A. "Bum"1974-80
 Phillips, Wade1976-80
 Pitts, Elijah1981-83
 Pitsfoot, Fran1968-71, 75-76
 Purnell, Russ1995-98
 Rapp, Vic1983
 Reese, Floyd1986-89
 *Rhome, Jerry1995-96
 Rice, George1975-76
 Roberts, Al1984-85
 Robertson, Marcus2007-09

Robinson, Wayne1966-67
 #Ryan, Buddy1993
 Rymkus, Lou1960-61, '65
 Saban, Nick1988-89
 #*Schlinkman, Walt1960-63, 1965-71, 1976
 #Schwartz, Jim1999-08
 Selcer, Dick1981-82
 Sherman, Ray1988-89, 2005-06
 *Shipp, Ken1977-78
 Shively, Doug1986-89
 *Shofner, Jim1981-82
 #Sidwell, Steve1995-96
 Simmons, Warren1996
 Simpson, Jackie1972
 Simmerman, Bruce1972
 Smith, Jerry1988-92
 Smith, Sherman1995-07
 Speedie, Mac1960-61
 Spencer, Joe1961-65
 Stanley, Jim1990-94
 Staub, Ralph1982-83
 Steber, John1964
 *Steckel, Les1995-99
 Stewart, Rayna2009
 #Studley, Chuck1983
 Taylor, Hugh "Bones"1964-65
 Thomas, Pat1990-92
 Vinklarek, Ronnie2000
 #Wallner, Fred1960-61
 Walsh, Bill1983-86
 Walters, Steve1999-05
 Washburn, Jim1999-09
 Watterson, Steve1988-09
 Wessman, Richie2009
 #Williams, Gregg1993-00
 Withers, Everett2001-06
 Woolley, Joe1973-75
 Young, Bob1990-94
 Young, John Paul1978-80
 Yowarsky, Walt1971
 Zernheld, John2006-09
 Zwahlen, Ernie1971

*Indicates Offensive Coordinator
 # Indicates Defensive Coordinator
 \$ Indicates Head Coach

ALL-TIME HEAD COACHES SUMMARY

COACH	YEARS	WON	LOST	TIED	PCT.	PTS.	ALLOWED
Lou Rymkus*	1960-61	12	7	1	.625	546	414
Wally Lemm	1961, 1966-70	38	40	4	.487	1,785	1,702
Frank "Pop" Ivy	1962-63	17	12	0	.586	706	662
Sammy Baugh	1964	4	10	0	.285	310	355
Hugh "Bones" Taylor	1965	4	10	0	.285	298	429
Ed Hughes	1971	4	9	1	.321	251	330
Bill Peterson**	1972-73	1	18	0	.052	241	553
Sid Gillman	1973-74	8	15	0	.347	358	556
O.A. "Bum" Phillips	1975-80	59	38	0	.608	1,857	1,741
Ed Biles***	1981-83	8	23	0	.258	526	774
Chuck Studley	1983	2	8	0	.200	179	286
Hugh Campbell****	1984-85	8	22	0	.266	487	787
Jerry Glanville	1985-89	35	35	0	.500	1,535	1,637
Jack Pardee#	1990-94	44	35	0	.556	1,771	1,418
Jeff Fisher##	1994-2009	141	116	0	.549	5,516	5,380
TOTALS	1960-2009	385	398	6	.492	16,366	17,024
(includes postseason)							

* Released after five games in 1961
 ** Released after five games in 1973
 *** Resigned after six games in 1983

****Released after 14 games in 1985
 # Released after 10 games in 1994
 ## Took over after 10 games in 1994

ALL-TIME PLAYER ROSTER

A

56 **Abraham, Robert**, LB, N.C. State, 1982-87
 67 **Ackerman, Tom**, G, E. Washington, 2002-03
 86 **Akiu, Mike**, WR, Hawaii, 1985-86
 95/88 **Aldridge, Allen**, DE, Prairie View, 1971-72
 79 **Aldridge, Kevin**, DE/DT, S. Methodist, 2002
 36 **Aldridge, Melvin**, S, Murray State, 1993
 38 **Alexander, Dan**, RB/FB, Nebraska, 2001
 19 **Alexander, Willie**, CB, Alcorn A&M, 1971-79
 76/80 **Allen, Dalva**, DE, Houston, 1960-61
 31 **Allen, Gary**, RB, Hawaii, 1982
 73 **Allen, George**, DT, W. Texas State, 1966-67
 29 **Allen, Patrick**, CB, Utah State, 1985-90
 56 **Allred, Colin**, LB, Baylor, 2007-09
 76 **Alm, Jeff**, DT, Notre Dame, 1990-93
 84/82 **Alston, Mack**, TE, Maryland State, 1973-76
 54/64 **Amano, Eugene**, C/G, SE Missouri St., 2004-09
 58 **Amato, Ken**, LS, Montana State, 2003-09
 12 **Amundson, George**, RB, Iowa State, 1973-74
 14 **Anderson, Billy**, QB, Tulsa, 1967
 1 **Anderson, Gary**, K, Syracuse, 2003-04
 22 **Anderson, Herbie**, CB, Texas A&I, 1991
 83 **Anderson, Warren**, WR, W. Virginia St., 1978
 70 **Appleton, Scott**, DT, Texas, 1964-66
 22 **Archie, Mike**, RB, Penn State, 1996-98
 39 **Armstrong, Adger**, RB, Texas A&M, 1980-82
 86 **Arnold, Walt**, TE, New Mexico, 1982-83
Atchason, Jack, TE, W. Illinois, 1960
 48 **Atkins, Bob**, S, Grambling, 1970-75
 96 **Atkins, James**, DT, Virginia Union, 2002-03
 61 **Autry, Hank**, C, So. Mississippi, 1969-70
 42 **Avery, Steve**, FB, No. Michigan, 1989

B

33 **Babb, Gene**, LB, Austin College, 1962-63
 80/11 **Bailey, Harold**, WR, Oklahoma St., 1981-83
 82 **Bailey, Mario**, WR, Washington, 1992
 18 **Baker, Ed**, QB, Lafayette, 1972
 75 **Baker, Jesse**, DE, Jacksonville St. (AL), 1979-87
 84 **Baker, Johnny**, LB, Mississippi St., 1963-66
 12/18 **Baker, Melvin**, WR, Texas Southern, 1972
 99 **Bakhtiari, Eric**, DE, San Diego, 2009
 98 **Ball, Dave**, DE, UCLA, 2008-09
 40 **Banfield, Tony**, CB, Oklahoma St., 1960-65
 36 **Banks, Chuck**, FB, W. Virginia Tech, 1987
 97 **Banks, Robert**, DE, Notre Dame, 1988
 49/86 **Barber, Mike**, TE, Louisiana Tech, 1976-81
 28 **Barclay, Chris**, RB, Wake Forest, 2007
 58 **Barnes, Pete**, LB, Southern, 1967-68
 22/32 **Barnes, Tomur**, CB, North Texas, 1994-97
 56/51 **Barrow, Micheal**, LB, Miami (FL), 1993-96
 27 **Bass, Glen**, WR, East Carolina, 1967-68
 63 **Baumgartner, Steve**, DE, Purdue, 1977-79
 11 **Beathard, Pete**, QB, USC, 1967-69
 78 **Beams, Byron**, DT, Notre Dame, 1961
 17 **Beck, Braden**, K, Stanford, 1971
 24 **Beckham, Tony**, CB, Wisconsin-Stout, 2002-05
 81/88 **Beirne, Jim**, WR, Purdue, 1968-73, 1975-76
 33 **Bell, Billy**, CB, Lamar, 1989
 60 **Bell, Jacob**, G/T, Miami (OH), 2004-07
 57 **Belotti, George**, C, USC, 1960-61
 83/19 **Bennett, Drew**, WR, UCLA, 2001-06
 52/50/51 **Benson, Duane**, LB, Hamline, 1974-76
 82 **Berlin, Eddie**, WR, N. Iowa, 2001-04
 83 **Bergey, Bruce**, DT, UCLA, 1971
 65 **Bethca, Elvin**, DE, N. Carolina A&T, 1968-83

4 **Beverly, David**, P, Auburn, 1974
 82 **Billingsley, Ron**, DT, Wyoming, 1971-72
 54 **Bingham, Gregg**, LB, Purdue, 1973-84
 21 **Birdsong, Craig**, S, N. Texas State, 1987
 2 **Bironas, Rob**, K, Georgia Southern, 2005-09
 23 **Bishop, Blaine**, S, Ball State, 1993-01
 66/63 **Bishop, Sonny**, G, Fresno State, 1964-69
 27 **Blahak, Joe**, S, Nebraska, 1973
 84 **Blakley, Dwayne**, TE, Missouri, 2008
 16 **Blanda, George**, QB, Kentucky, 1960-66
 42 **Blanks, Sid**, RB, Texas A&I, 1964-68
 52 **Bockwoldt, Colby**, LB, Brigham Young, 2006
 50 **Boiman, Rocky**, LB, Notre Dame, 2002-05
 33 **Booker, Michael**, CB, Nebraska, 2000-01
 25 **Bostic, Keith**, S, Michigan, 1983-88
 37 **Botchan, Ron**, LB, Occidental, 1961
 77 **Boucher, Scott**, G, N.E. Louisiana*, 1987
 58/59 **Bowden, Joe**, LB, Oklahoma, 1992-99
 52 **Boyette, Garland**, LB, Grambling, 1966-72
 85 **Braham, Danny**, LB, Arkansas, 1963-67
 10 **Bradshaw, Craig**, QB, Utah State, 1980
 58 **Brantley, John**, LB, Georgia, 1989
 52 **Brazile, Robert**, LB, Jackson State, 1975-84
 21 **Brezina, Bobby**, RB, Houston, 1963
 92 **Briehl, Tom**, LB, Stanford, 1985-87
 18 **Britt, Kenny**, WR, Rutgers, 2009
 83 **Broadnax, Jerry**, TE, Southern, 1974
 88 **Brooks, Billy**, WR, Oklahoma, 1981
 73 **Brooks, Leo**, DT, Texas-Austin, 1970-72
 29 **Brown, Chris**, RB, Colorado, 2003-07
 22 **Brown, Don**, RB, Houston, 1960
 31/33 **Brown, Gary**, RB, Penn State, 1991-95
 84 **Brown, Larry**, TE, Georgia, 1999-00
 17/89 **Brown, Reggie**, WR, Alabama State, 1993-94
 27 **Brown, Sonny**, S, Oklahoma, 1987
 24 **Brown, Steve**, CB, Oregon, 1983-90
 22 **Brown, Tony**, CB, Fresno State, 1992-93
 97 **Brown, Tony**, DT, Memphis, 2006-09
 38 **Bryant, Domingo**, S, Texas A&M, 1987-88
 81 **Bryant, Steve**, WR, Purdue, 1982-84
 53 **Bulluck, Keith**, LB, Syracuse, 2000-09
 8 **Burke, Edward**, G, Notre Dame, 1964
 25 **Burrell, Ode**, RB, Mississippi State, 1964-69
 00 **Burrough, Ken**, WR, Texas Southern, 1971-81
 68 **Burton, Al**, DE, Bethune-Cookman, 1976
 94 **Burton, Kendrick**, DE, Alabama, 1996
 94 **Bush, Frank**, LB, N.C. State, 1985-86
 87 **Butler, Jim**, TE, Tulsa, 1972
 2 **Butler, Skip**, K, Texas-Arlington, 1972-77
 35 **Butts, Marion**, RB, Florida State, 1995
 83 **Byrd, Isaac**, WR, Kansas, 1997-99
 71 **Byrd, Richard**, DT, So. Mississippi, 1985-89

C

40 **Cain, Jeremy**, FB/LS, Massachusetts, 2007
 79 **Caldwell, Bryan**, DE, Arizona State, 1984
 87 **Calico, Tyrone**, WR, Middle Tenn. St, 2003-05
 54 **Calmus, Rocky**, LB, Oklahoma, 2002-04
 16 **Camarillo, Rich**, P, Washington, 1994-95
 34 **Campbell, Earl**, RB, Texas, 1978-84
 35 **Campbell, Woody**, RB, Northwestern, 1967-71
 20 **Cannon, Billy**, RB, Louisiana State, 1960-63
 14 **Carlson, Cody**, QB, Baylor, 1987-94
 26 **Carpenter, Rob**, RB, Miami (OH), 1977-81
 29 **Carr, Chris**, DB, Boise State, 2008
 63 **Carr, Levert**, T, No. Central State, 1972-73

ALL-TIME PLAYER ROSTER

53 **Carrell, John**, LB, Texas Tech, 1966
 88 **Carrington, Ed**, TE, Virginia, 1969
 63 **Carroll, Ronnie**, G/DT, Sam Houston St, 1974-75
 62 **Carson, John**, TE, Georgia, 1960
 63/58 **Carter, David**, C, W. Kentucky, 1977-84
 93 **Carter, Kevin**, DE, Florida, 2001-04
 46/85 **Carter, Pat**, TE, Florida State, 1994
 41 **Carwell, Larry**, CB, Iowa State, 1967-68
 87 **Casper, Dave**, TE, Notre Dame, 1980-83
 88 **Caster, Rich**, WR, Jackson State, 1978-80
 56/90 **Caston, Toby**, LB, Louisiana State, 1987-88
 51 **Caveness, Ron**, LB, Arkansas, 1966-68
 26 **Cecil, Chuck**, S, Arizona, 1995
 57 **Chamberlin, Frank**, LB, Boston College, 2000-02
 Chancelor, Ken, C, Houston, 1964
 12 **Chandler, Chris**, QB, Washington, 1995-96
 25 **Charles, John**, S, Purdue, 1971-74
 57 **Cheek, Richard**, G, Auburn, 1972
 Checks, B.W., RB, Texas Southern, 1965
 79 **Childress, Ray**, DL, Texas A&M, 1985-95
 55 **Cindrich, Ralph**, LB, Pittsburgh, 1973-75
 42 **Clark, Boobie**, RB, Bethune-Cookman, 1979-80
 96 **Clauss, Jared**, DT, Iowa, 2004-05
 31 **Cline, Doug**, LB, Clemson, 1960-66
 24 **Clinton, Charles**, CB, San Jose State*, 1987
 29 **Coady, Rich**, S, Texas A&M, 2002
 35 **Cobble, Eric**, RB, S.W. Texas State*, 1987
 16 **Cochrane, Kelly**, QB, Miami (FL), 1972
 39 **Cole, Lee**, CB, Arizona State, 1996
 87 **Cole, Linzy**, WR, TCU, 1971
 80 **Coleman, Chris**, WR, N.C. State, 2000-01
 59 **Colman, Doug**, LB, Nebraska, 1999
 87 **Coleman, Pat**, WR, Mississippi, 1990-94
 47 **Coleman, Ronnie**, RB, Alabama A&M, 1974-81
 5 **Collins, Kerry**, QB, Penn State, 2006-09
 33 **Comella, Greg**, FB, Stanford, 2002
 20 **Compton, Dick**, WR, McMurray, 1965
 77 **Conover, Sean**, DE, Bucknell, 2006-07
 78 **Cook, Anthony**, DE/DT, So. Carolina St, 1995-98
 89 **Cook, Jared**, TE, South Carolina, 2009
 98 **Cooks, Rayford**, DE, No. Texas State*, 1987
 8 **Cooper, Joe**, K, Cal-Berkeley, 1984
 51 **Cordova, Jorge**, LB, Nevada, 2007
 57 **Corker, John**, LB, Oklahoma State, 1980-82
 33 **Cotney, Mark**, S, Cameron State, 1975
 76 **Cowlings, Al**, LB, USC, 1973-74
 40 **Craft, Donnie**, RB, Louisville, 1982-83
 89 **Craig, Dobie**, WR, Howard Payne, 1964
 48 **Cramer, Casey**, TE, Dartmouth, 2006-08
 59 **Croyle, Phil**, LB, Cal-Berkeley, 1971-73
 83 **Crumpler, Alge**, TE, North Carolina, 2008-09
 78 **Culp, Curley**, DT, Arizona State, 1974-80
 78 **Culpepper, Ed**, DT, Alabama, 1962-63
 49 **Cunningham, Dick**, LB, Arkansas, 1973
 20 **Currier, Bill**, DB, South Carolina, 1977-79
 50 **Curry, Bill**, C, Georgia Tech, 1973
 80/53 **Cutsinger, Gary**, DE, Oklahoma St., 1962-68

D

13 **Daft, Kevin**, QB, California-Davis, 1999
 87 **Darby, Al**, WR, Florida, 1976
 85 **Darrington, Chris**, WR, Weber State*, 1987
 88 **Daum, Mitch**, TE, Wyoming, 1987
 66 **Davidson, Greg**, C, No. Texas, 1980-82
 90 **Davidson, Kenny**, DE, LSU, 1994-95
 Davidson, Pete, WR, Citadel, 1960

12 **Davis, Bob**, QB, Virginia, 1967-69
 77 **Davis, Bruce**, T, UCLA, 1987-89
 17 **Davis, Chris**, WR, Florida State, 2007-09
 84 **Davis, Donnie**, TE, Southern, 1970
 73 **Davis, John**, G/C, Georgia Tech, 1987-88
 58 **Davis, Marvin**, LB, Southern, 1974
 30 **Davis, Mike**, CB, Cincinnati, 1994
 86/84 **Davis, Willie**, WR, Cent. Arkansas, 1996-98
 34/33 **Dawkins, Joe**, RB, Wisconsin, 1970-71, 1976
 66 **Dawson, Doug**, G, Texas, 1990-93
 20 **Dawson, Rhett**, WR, Florida State, 1972
 67 **Dean, Jimmy**, DE, Texas A&M, 1978
 3 **Del Greco, Al**, K, Auburn, 1991-00
 23 **Dempsey, Tom**, K, Palomar, J.C., 1977
 88 **Deuweall, Willard**, TE, SMU, 1961-64
 35 **Dickenson, Bo**, RB, Mississippi So., 1963
 10 **Dickey, Lynn**, QB, Kansas State, 1971-75
 9 **Dietrich, John**, K, Ball State*, 1987
 66/64 **DiNapoli, Gennaro**, G, Virginia Tech, 2000-02
 81 **Dirden, Johnnie**, WR, Sam Houston, 1978
 28 **Dishman, Cris**, CB, Purdue, 1988-96
 64 **Dixon, Joe**, DT, Tulsa, 1987
 50 **Dodge, Kirk**, LB, Nevada-Las Vegas, 1986
 31 **Donaldson, Jeff**, S, Colorado, 1984-89
 71 **Domres, Tom**, DT, Wisconsin, 1968-71
 77 **Donnalley, Kevin**, T/G, No. Carolina, 1991-97
 57 **Dorenbos, Jon**, LS, UTEP, 2005-06
 69 **Dorris, Andy**, DE, New Mexico St., 1977-81
 30/33 **Dorsett, Anthony**, CB, Pittsburgh, 1996-99
 21 **Douglas, John**, CB, Texas Southern, 1969-70
 88 **Dressel, Chris**, TE, Stanford, 1983-86
 82/85 **Drewrey, Willie**, WR, W. Virginia, 1985-88, '93
 75 **Drungo, Elbert**, T, Tennessee State, 1969-77
 30 **Dukes, Mike**, LB, Clemson, 1960-63
 38 **Dumas, Mike**, S, Indiana, 1991-93
 31 **Duncan, Brian**, RB, SMU, 1978
 80 **Duncan, Curtis**, WR, Northwestern, 1987-93
 11 **Duniven, Tom**, QB, Texas Tech, 1977-78
 91 **Dunn, Anthony**, DE, Northern Colorado, 2003
 22 **Dyson, Andre**, CB, Utah, 2001-04
 87 **Dyson, Kevin**, WR, Utah, 1998-02

E

26 **Eaglin, Larry**, CB, S.F. Austin, 1973
 82 **Ealy, Biren**, WR, Houston, 2007
 21 **Eason, Bo**, S, Cal-Davis, 1984-87
 75 **Eatman, Irv**, T, UCLA, 1995-96
 21 **Eaton, Tracey**, S, Portland St., 1988-89
 20/36 **Echols, Mike**, CB, Wisconsin, 2002-04
 87 **Eccles, Scott**, TE, E. New Mexico*, 1987
 19 **Edison, Dominique**, WR, Stephen F. Austin, 2009
 87 **Edwards, Emmett**, WR, Kansas, 1975
 35/32 **Edwards, Stan**, RB, Michigan, 1982-86
 26 **Elkins, Lawrence**, WR, Baylor, 1965-68
 6 **Elkins, Mike**, QB, Wake Forest, 1992
 85 **Ellender, Richard**, WR, McNeese State, 1979
 8 **Elling, Aaron**, K, Wyoming, 2004
 60 **El-Mashtoub, Hicham**, C, Arizona, 1995-96
 96 **Embray, Keith**, DE, Utah, 2000-01
 52 **Ena, Justin**, LB, Brigham Young, 2004
 91 **Evans, Josh**, DT, Ala.-Birmingham, 1995-99, 2001
 86 **Evans, Robert**, E, Texas A&M, 1965
 73 **Evans, Norman**, T, TCU, 1965
 78 **Eyre, Nick**, T, BYU, 1981

F

- 29 Fairley, Leonard, S, Alcorn A&M, 1974
- 51 Fairs, Eric, LB, Memphis State, 1986-91
- 86 Fanning, Stan, DE, Idaho, 1964
- 67 Fanucci, Mike, DE, Arizona State, 1973
- 20 Farr, Miller, CB, Wichita State, 1967-69
- 96/57 Faryniarz, Brett, LB, San Diego State, 1994
- 71 Faulkner, Stanley, T, Texas, 1964
- 51 Favors, Greg, LB, Mississippi State, 1999-01
- 74 Ferguson, Gene, T, Norfolk State, 1971-72
- 77 Fields, Angelo, T, Michigan State, 1980-81
- 31 Finnegan, Cortland, CB, Samford, 2006-09
- 94 Fisher, Bryce, DE, Air Force, 2007
- 70/60 Fisher, Ed, G, Arizona State, 1974-82
- 97 Fisk, Jason, DT, Stanford, 1999-01
- 55 Flannery, John, G/C, Syracuse, 1991-94
- 44 Fleming, Troy, FB, Tennessee, 2004-05
- 75 Floyd, Don, DE, TCU, 1960-68
- 83 Floyd (Seabron), Malcolm, WR, Fresno St, 1994-96
- 11/13 Foote, James, QB, Delaware Valley, 1974, '76
- 88 Ford, Bernard, WR, Central Florida, 1990
- 92 Ford, Henry, DE, Arkansas, 1994-02
- 78 Ford, Jacob, DE, Central Arkansas, 2007-09
- 89 Foster, Eddie, WR, Houston 1977-78
- 78 Foster, Jerome, DE, Ohio State, 83-84
- Fowler, Delbert, LB, West Virginia, 1981
- 53 Fowler, Jerry, G, N. E. Louisiana, 1964
- 52 Fowler, Ryan, LB, Duke, 2007-08
- 59 Fox, Scott, LB, Austin Peay*, 1987
- 77 France, Doug, T, Ohio State, 1983-84
- 62 Franklin, Jerrell, G, Southern*, 1987
- 28 Frazier, Charles, WR, Texas So., 1962-68
- 56 Frazier, Wayne, C, Auburn, 1965
- 83/74 Frazier, Willie, TE, Ark. &M, 1964-65, '71, '75
- 94 Frederick, Mike, DE, Virginia, 1999
- 69 Freelon, Solomon, G, Grambling, 1972-74
- 62 Frey, Dick, G, Texas A&M, 1961
- 93 Frisch, Byron, DE, BYU, 2000
- 16 Fritsch, Toni, K, None, 1977-81
- 55 Frongillo, John, C, Baylor, 1962-66
- 22 Fuller, Vincent, S, Virginia Tech, 2005-09
- 95 Fuller, William, DE, No. Carolina, 1986-93
- 66 Funchess, Tom, T, Jackson State, 1971-73
- 17 Furrer, Will, QB, Virginia Tech, 1995

G

- 12 Gage, Justin, WR, Missouri, 2007-09
- 35 Ganther, Quinton, RB, Utah, 2006-08
- 8 Garcia, Teddy, K, N.E. Louisiana, 1990
- 30 Gardner, Rich, CB, Penn State, 2004-05
- 59 Gardner, Gilbert, LB, Purdue, 2007
- 82 Garrison, Gary, WR, San Diego State, 1977
- 38 Gehring, Mark, TE, E. Washington*, 1987
- 73 Geisinger, Justin, C/G, Vanderbilt, 2006
- 27 George, Eddie, RB, Ohio State, 1996-03
- 35/26 George, Spencer, RB, Rice, 1997-99
- 3 Gerela, Roy, K, New Mexico State, 1969-70
- 29 Germany, Willie, S, Morgan State, 1975
- 13 Gesser, Jason, QB, Washington State, 2003
- 88 Giles, Jimmie, TE, Alcorn Univ., 1977
- 87 Givens, David, WR, Notre Dame, 2006-07
- 81 Givins, Ernest, WR, Louisville, 1986-94
- 27 Glick, Freddy, S, Colorado State, 1961-66
- 54 Glover, Phil, LB, Utah, 1999
- 56 Godfrey, Randall, LB, Georgia, 2000-02
- 68 Golic, Mike, DT, Notre Dame, 1985-87

- 69/68 Goode, Tom, C, Mississippi State, 1962-65
- 68 Goodman, Brian, G, UCLA, 1973-74
- 99 Gordon, Amon, DT, Stanford, 2008
- 47 Gordon, Bobby, S, Tennessee, 1960
- 8 Gossett, Jeff, P, E. Illinois, 1987
- 93 Graf, Rick LB, Wisconsin, 1991-92
- 32 Granger, Hoyle, RB, Mississippi St, 1966-70, '72
- 62 Grant, Ken, G, Howard Payne, 1970
- 60 Graham, Aaron, C, Nebraska, 2002
- 21 Gray, Jerry, CB, Texas, 1992
- 74 Gray, Leon, OT, Jackson St., 1979-81
- 21 Gray, Mel, KR/WR, Pudge, 1995-97
- 65 Greaves, Gary, DE, Miami (FL), 1960
- 11 Green, Dave, P, Ohio, 1973
- 20 Green, Mike, RB, Houston, 2000-02
- 36 Gresham, Bob, RB, W. Virginia, 1973-74
- 33 Griffin, Michael, S, Texas, 2007-09
- 22 Griffin, Larry, DB, N. Carolina, 1986
- 59 Grimsley, John, LB, Kentucky, 1984-90
- 89 Groman, Bill, Heidelberg, 1960-62, '66
- 81 Groth, Jeff, WR, Bowling Green, 1979-80
- 57 Grunisen, Sam, C, Villanova, 1973
- 85 Guenther, Gregg, TE, USC, 2005
- Guy, Buzz, G, Duke, 1961
- 46 Guidry, Paul, LB, McNeese, St., 1973
- 43 Guzik, John, LB, Pittsburgh, 1961

H

- 70 Haayer, Adam, OT, Minnesota, 2001
- 21 Hadl, John, QB, Kansas, 1976-77
- Hagwood, Rickey, DE, So. Carolina*, 1987
- 86 Haik, Mac, WR, Mississippi, 1968-71
- 93 Halapin, Mike, DT, Pittsburgh, 1996-97
- 45 Hall, Ahmard, FB, Texas, 2006-09
- 61 Hall, Barry, OT, Middle TN State, 2001
- 97 Hall, Carlos, DE, Arkansas, 2002-04
- 21 Hall, Ken, RB, Texas A&M, 1960-61
- 51 Hall, Lemanski, LB, Alabama, 1994-97
- 90 Hamm, Bob, DE, Nevada-Reno, 1983-84
- 82 Hannah, Travis, WR, USC, 1993-95
- 30 Hardeman, Don, RB, Texas A&I, 1975-77
- 33 Harmon, Ronnie, RB, Iowa, 1996-97
- 20 Harper, Nick, CB, Fort Valley State, 2007-09
- 86 Harris, Corey, WR, Vanderbilt, 1992
- 88 Harris, Jackie, TE, NE Louisiana, 1998-99
- 61 Harris, Larry, G, Oklahoma State, 1978
- 80/83 Harris, Leonard, WR, Texas Tech, 1987-93
- 64 Harris, Leroy, G/C, N.C. State, 2007-09
- 48 Harris, Odie, S/CB, Sam Houston St., 1995
- 26 Harris, Tuff, DB, Montana, 2008
- 88/47 Hartsock, Ben, TE, Ohio State, 2006-07
- 36 Hartwig, Carter, DB, USC, 1979-84
- 77 Hartwig, Justin, G, Kansas, 2002-05
- 54/88 Harvey, Claude, LB, Prairie View, 1970-71
- 70 Harvey, Jim, G, Mississippi, 1972
- 21 Hatchett, Derrick, CB, Texas, 1983
- 70 Hatfield, Mark, T, Bishop's (Que.), 1995
- 56 Havig, Dennis, G, Colorado, 1976
- 87 Hawkins, Lavelle, WR, California, 2008-09
- 86 Hawkins, Nat, WR, Nevada-Las Vegas, 1975
- 75 Haye, Jovan, DT, Vanderbilt, 2009
- 49 Hayes, Chad, TE, Maine, 2002
- 62 Hayes, Jim, DT, Jackson State, 1965-66
- 71 Hayes, Melvin, T, Mississippi State, 1996-97
- 95 Hayes, William, DE, Winston-Salem, 2008-09
- 70 Hayman, Conway, G, Delaware, 1975-80

ALL-TIME PLAYER ROSTER

13 **Haymond, Alvin**, S, Southern, 1973
 92/91 **Haynesworth, Albert**, DT, Tennessee, 2002-08
 38 **Hebert, Jason**, S, Rice, 2002
 72 **Helluin, Jerry**, DT, Tulane, 1960
 53 **Henderson, Thomas**, LB, Langston, 1980
 44 **Hendrickson, Steve**, HB/F, California, 1995
 37/87 **Hennigan, Charles**, WR, N.W. La., 1960-66
 42 **Henry, Chris**, RB, Arizona, 2007-09
 20 **Henry, Travis**, RB, Tennessee, 2005-06
 15 **Hentrich, Craig**, P/K, Notre Dame, 1998-2009
 73 **Herchman, Bill**, DT, Texas Tech, 1962
 41 **Herndon, Kelly**, Toledo, 2007
 28 **Hicks, Dwone**, RB, Middle Tennessee St., 2003
 42 **Hicks, Skip**, RB, UCLA, 2001
 33 **Hicks, W.K.**, CB, Texas Southern, 1964-69
 32 **Highsmith, Alonzo**, FB, Miami (FL), 1987-89
 61 **Highsmith, Walter**, T, Florida A&M, 1972
 80 **Hill, Darrell**, WR, N. Illinois, 2002-04
 85 **Hill, Drew**, WR, Georgia Tech, 1985-91
 23 **Hill, Greg**, CB, Oklahoma State, 1983
 72 **Hill, Kent**, G, Georgia Tech, 1986-87
 21 **Hill, Reynaldo**, CB Florida, 2005-08
 78/70 **Hines, Glen Ray**, T, Arkansas, 1966-70
 87 **Hinton, Eddie**, WR, Oklahoma, 1973
 27 **Hoage, Terry**, S, Georgia, 1993
 53 **Hoaglin, Fred**, C, Pittsburgh, 1974-75
 3 **Hodges, Reggie**, P, Ball State, 2009
 36/34 **Hoffman, Dalton**, RB, Baylor, 1964
 35 **Holcombe, Robert**, RB, Illinois, 2002-04
Holigan, Henry, RB, Bishop College, 1963
 99 **Holmes, Kenny**, DE, Miami (FL), 1997-00
 79 **Holmes, Pat**, DE, Texas Tech, 1966-72
 39/36 **Holmes, Robert**, RB, Southern, 1971, 1975
 84 **Holston, Mike**, WR, Morgan State, 1981-84
 37 **Hood, Rod**, CB, Auburn, 2009
 24 **Hope, Chris**, S, Florida State, 2006-09
 28 **Hopkins, Andy**, RB, S.F. Austin, 1971
 72 **Hopkins, Brad**, T, Illinois, 1993-05
 36 **Hopkins, Roy**, RB, Texas Southern, 1967-71
 29 **Houston, Ken**, S, Prairie View, 1967-72
 66 **Howell, Pat**, G, USC, 1983-85
 6 **Howfield, Ian**, K, Tennessee, 1991
 11 **Humphrey, Buddy**, QB, Baylor, 1966
 97/51 **Hunt, Calvin**, C, Baylor, 1972-73
 50 **Hunt, Daryl**, LB, Oklahoma, 1979-84
 72 **Hunt, Kevin**, T, Doane (NE), 1973-77
 61 **Hunt, Purvis**, G/T, Mississippi St., 1995-96
 30 **Hunter, Herman**, RB, Tennessee St., 1987
 25 **Hunter, Torey**, CB, Washington St., 1995
 82 **Husmann, Ed**, DT, Nebraska, 1961-65

I

28 **Iwuoma, Chidi**, CB, California, 2007

J

39 **Jackson, Andrew**, RB, Iowa State, 1987
 46 **Jackson, Bob**, RB, New Mexico State, 1964
 84 **Jackson, Chris**, WR, Washington State, 2000
 86 **Jackson, Kenny**, WR, Penn State, 1989
 33 **Jackson, Ray**, RB, Cincinnati, 2003
 41 **Jackson, Sean**, RB, Florida State, 1994
 24 **Jackson, Steve**, CB, Purdue, 1991-99
 84 **Jacobs, Ray**, DT, Howard Payne, 1963
 49 **James, Arrike**, TE, Delta State, 1987
 6 **James, John**, P, Florida, 1982-84
 70 **Jamison, Al**, T, Colgate, 1960-62

23 **Jancik, Bobby**, S, Lamar Tech, 1962-67
 47 **Jaquess, Pete**, CB, New Mexico, 1964-65
 21 **Jefferson, Charles**, DB, McNeese St., 1979-80
 53 **Jefferson, Thad**, LB, Hawaii*, 1987
 84/80 **Jeffires, Haywood**, WR, N.C. State, 1987-95
 60 **Jenkins, Al**, G, Morris Brown, 1973
 25 **Jenkins, DeRon**, CB, Tennessee, 2001
 21 **Johns, Pete**, S, Tulane, 1967-69
 15 **Johnson, Al**, S, Cincinnati, 1972-78
 99 **Johnson, Antonio**, DT, Mississippi State, 2007
 86 **Johnson, Alex**, WR, Miami (FL), 1991
 33 **Johnson, Benny**, CB, J.C. Smith, 1970-73
 84 **Johnson, Billy**, WR/KR, Widener, 1974-80
 57 **Johnson, Byron**, LB, Baylor*, 1987
 12 **Johnson, Charley**, QB, New Mex. St., 1970-71
 28 **Johnson, Chris**, RB, East Carolina, 2008-09
 12 **Johnson, Doug**, QB, Florida, 2004
 90 **Johnson, Ezra**, DE, Morris Brown, 1990-91
 35 **Johnson, John H.**, RB, Arizona State, 1966
 22 **Johnson, Kenny**, S, Mississippi St., 1986-89
 11 **Johnson, Lee**, P, BYU, 1985-87
 97 **Johnson, Mike**, DE, Illinois, 1984-85
 38 **Johnson, Rich**, RB, Illinois, 1969
 23 **Johnson, Richard**, CB, Wisconsin, 1985-92
 45 **Johnson, Tracy**, FB, Clemson, 1989
 57 **Johnson, Walter**, LB, La Tech, 1987-88
 41 **Johnston, Mark**, CB, Northwestern, 1960-63
 40/18 **Joiner, Charlie**, WR, Grambling, 1969-72
 57 **Joiner, Tim**, LB, LSU, 1983-84
 40 **Jolley, Lewis**, RB, No. Carolina, 1972-73
 81 **Jones, Brandon**, WR, Oklahoma, 2005-08
 25 **Jones, Gene**, CB, Rice, 1961
 61 **Jones, Harris**, G, J.C. Smith, 1973-74
 91 **Jones, Jason**, DT, Eastern Michigan, 2008-09
 57 **Jones, Lenoy**, LB, TCU, 1996-98
 84 **Jones, Mark**, WR, Tennessee, 2009
 96 **Jones, Mike**, DT/DE, N.C. State, 1999
 32 **Jones, Pacman**, CB, West Virginia, 2005-06
 27/19 **Jones, Quintin**, S, Pittsburgh, 1989-90
 96 **Jones, Sean**, DE, Northeastern, 1988-93
 11 **Jones, Spike**, P, Georgia, 1970
 82 **Jones, Tony**, WR, Texas, 1990-91, 1993
 30 **Jones, Victor**, RB, LSU, 1990-91
 71 **Jones, Willie**, DE, Kansas State, 1967
 31 **Joyner, Larry**, S, Minnesota*, 1987
 38 **Joyner, Willie**, RB, Maryland, 1984

K

26 **Kaesviharn, Kevin**, S, Augustana (S.D.), 2009
 31 **Kafentzis, Kurt**, S, Hawaii*, 1987
 55 **Kassell, Brad**, LB, N. Texas State, 2002-05
 22 **Kay, Bill**, CB, Purdue, 1981-83
 90 **Kearse, Jevon**, DE, Florida, 1999-03, 2008-09
 59 **Keglar, Stanford**, LB, Purdue, 2008-09
 62 **Kellemeyer, Doug**, G, BYU*, 1987
 58 **Kelley, Mike**, C/G, Notre Dame, 1985-87
 73/72 **Kelly, Bob**, DT, New Mexico State, 1961-63
 4 **Kempf, Florian**, K, Pennsylvania, 1982-84
 34 **Kendall, Chuck**, S, UCLA, 1960
 67/71 **Kennard, Ken**, DE, Angelo State, 1977-83
 27 **Kennedy, Mike**, DB, Toledo, 1984
 86 **Kent, Joey**, WR, Tennessee, 1997-99
 18 **Kerbow, Randy**, WR, Rice, 1963-64
 6 **Kern, Brett**, P, Toledo, 2009
 50/52 **Kidd, Billy**, C, Houston, 1987
 50 **Killens, Terry**, LB, Penn State, 1996-00
 27 **Kinard, Terry**, S, Clemson, 1990

ALL-TIME PLAYER ROSTER

Kinderman, Keith, RB, Fla. St., 1963, 1965
 50/53/57 **Kiner, Steve**, LB, Tennessee, 1974-78
 46 **King, Claude**, RB, Houston, 1961
 30 **King, Eric**, CB, Wake Forest, 2006-08
 30 **King, Kenny**, RB, Oklahoma, 1979
 88 **Kinney, Erron**, TE, Florida, 2000-06
 89 **Kinney, George**, DE, Wylie, 1965
 79 **Kirk, Ernest**, DE, Howard Payne, 1977
 72 **Klotz, Jack**, T, Penn State, 1964
 21 **Knight, Leander**, S, Montclair State, 1990
 25 **Knoff, Kurt**, DB, Kansas, 1977-78
 99 **Kocurek, Kris**, DT, Texas Tech, 2001-02
 72 **Koncar, Mark**, T, Colorado, 1982
 56 **Kozak, Scott**, LB, Oregon, 1989-93
 57 **Kramer, Jordan**, LB, Idaho, 2003-04
 17 **Krieg, Dave**, QB, Milton (WI), 1997-98
 70 **Kropog, Troy**, OL, Tulane, 2009
 37 **Kush, Rod**, S, Nebraska-Omaha, 1985-86

L

91 **LaBoy, Travis**, DE, Hawaii, 2004-07
 99 **Ladd, Ernie**, DT, Grambling, 1966
 73/72 **Lanphear, Dan**, DE, Wisconsin, 1960, 1962
 34 **Laraway, Jack**, LB, Purdue, 1961
Larkin, Eric, T, Miami (FL)*, 1987
 57 **Lathon, Lamar**, LB, Houston, 1990-94
 66 **Layman, Jason**, T/G, Tennessee, 1996-99
 83 **Leach, Mike**, TE, William & Mary, 2000-01
 15 **Lee, Jackey**, QB, Cincinnati, 1960-63, 1966-67
 86 **Ledbetter, Monte**, WR, N.W. Louisiana, 1967
 62 **LeMoine, Jim**, G, Utah State, 1968-69
 23 **LeVias, Jerry**, WR, SMU, 1969-70
 29 **Lewis, Darryll**, CB, Arizona, 1991-98
 37/55 **Lewis, Jess**, LB, Oregon State, 1970
 55 **Lewis, Richard**, LB, Portland State, 1972
 49 **Lewis, Roderick**, TE, Arizona, 1994-97
 80 **Little, John**, DT, Oklahoma State, 1975-76
 36 **Little, Rafael**, RB, Kentucky, 2008
 58 **Logan, James**, LB, Memphis, 1995
 60 **Long, Kevin**, C, Florida State, 1998-01
 99 **Long, Rien**, DT, Washington State, 2003-06
 70 **Loper, Daniel**, OT, Texas Tech, 2005-08
 58/51/53 **Lou, Ron**, C, Arizona State, 1972-73, '76
 36 **Love, Jamar**, CB, Arkansas, 2009
 12 **Loveall, Calvin**, CB, Idaho, 1988
 37 **Lowry, Calvin**, S, Penn State, 2006-07
 10 **Luck, Oliver**, QB, W. Virginia, 1982-86
 32 **Lumpkin, Ron**, CB, Arizona State, 1975
 40 **Lundy, Dennis**, RB, Northwestern, 1995
 28 **Lyday, Allen**, S, Nebraska, 1984-87
 93 **Lyles, Robert**, LB, TCU, 1984-90
 98 **Lyons, Pratt**, DT/DE, Troy State (AL), 1997-98

M

98 **Madsen, Lynn**, DE, Washington, 1986
 78 **Maggs, Don**, T/G, Tulane, 1986-92
 94 **Mahelona, Jesse**, DT, Tennessee, 2006-07
 22 **Majors, Joe**, DB, Florida State, 1960
 8 **Manning, Archie**, QB, Mississippi, 1982-83
 50 **Maples, Bobby**, C, Baylor, 1965-70
 5 **Marcol, Chester**, K, Hillsdale, 1980
 6 **Marcontell, Ed**, G, Lamar Tech, 1967
 94 **Marks, Sen'Derrick**, DT, Auburn, 2009
 77 **Marshall, Rich**, DT, S.F. Austin, 1967-68
 58 **Marshall, Wilber**, LB, Florida, 1993
 94 **Martin, Charles**, DT, Livingston, 1987

20 **Martin, Emanuel**, CB, Alabama State, 1993
 68 **Martin, Matt**, T, Kansas State, 2002-03
 56/51 **Marts, Lonnie**, LB, Tulane, 1997-98
 13/85 **Mason, Derrick**, WR, Michigan State, 1997-04
 47 **Maston, Le'Shai**, RB, Baylor, 1993-94
 76 **Mathews, Jason**, T, Texas A&M, 1998-04
 74 **Mathews, Bruce**, G/C/T, USC, 1983-01
 11 **Mathews, Steve**, QB, Memphis State, 1998
 78 **Matuszak, John**, DT, Tampa, 1973
 55 **Mauck, Carl**, C, Southern Illinois, 1975-81
 8 **Mauck, Matt**, QB, LSU, 2005
 68 **Mawae, Kevin**, C, Louisiana State, 2006-09
 42 **Maxwell, Tommy**, S, Texas A&M, 1974
 77 **Mayes, Ben**, DT, Drake, 1969
 80 **Mayo, Ron**, TE, Morgan State, 1973
 86 **Mays, Damon**, WR, Missouri, 1992-93
 81 **McAddley, Jason**, WR, Alabama, 2004
 60 **McCanless, Jim**, G, Clemson, 1960
 78 **McCants, Keith**, DE, Alabama, 1993-94
 86/19 **McCareins, Justin**, WR, N. Illinois, 2001-03, 2008
 89 **McCloskey, Mike**, TE, Penn State, 1983-85
 71 **McCollum, Bubba**, DT, Kentucky, 1974
 59 **McConnell, Brian**, LB, Michigan, 1973
 30 **McCourty, Jason**, CB, Rutgers, 2009
 28 **McCullough, George**, CB, Baylor, 1997-99
McDaniel, Wahoo, LB, Oklahoma, 1960
 84 **McDole, Ron**, DE, Nebraska, 1962
 31 **McDonald, Keith**, WR, San Jose St.*, 1987
 25 **McDowell, Bubba**, S, Miami (FL), 1989-94
 64 **McFadin, Bud**, DT, Texas, 1964-65
 42 **McGarrahan, Scott**, S, New Mexico, 2003-04
 95 **McGhee, Kanavis**, DE, Colorado, 1995
 87 **McKeehan, James**, TE, Texas A&M, 1995-97
 81 **McLeod, Bob**, TE, Abilene Christian, 1961-65
 26 **McMillian, Audrey**, CB, Houston, 1985-87
 9 **McNair, Steve**, QB, Alcorn State, 1995-05
 37/48 **McNair, Todd**, RB/FB, Temple, 1994-95
 89 **McNeil, Gerald**, WR, Baylor, 1990
 86 **McNeil, Clifton**, WR, Grambling, 1973
 6 **McPherson, Don**, QB, Syracuse, 1990
 51 **McRath, Gerald**, LB, Southern Miss, 2009
 26 **Meadows, Darryl**, DB, Toledo, 1983-84
 91 **Meads, Johnny**, LB, Nicholls State, 1984-92
 84 **Meier, Shad**, TE, Kansas State, 2001-04
 74/76 **Meredith, Dudley**, DT, Lamar Tech, 1963, 1968
 29/12 **Merkens, Guido**, DB/WR, Sam Hou. St., 1978-80
 54 **Meyer, John**, LB, Notre Dame, 1966-67
 77 **Michael, Rich**, T, Ohio State, 1960-66
 76 **Mikolas, Doug**, NT, Portland State, 1988
 84 **Miller, Bill**, DT, N. Mexico Highlands, 1962
 66 **Miller, Clay**, T, Michigan*, 1987
 71 **Miller, Fred**, T, Baylor, 2000-04
 4 **Miller, Josh**, P, Arizona, 2007-08
 62 **Miller, Ralph**, G, Alabama State, 1972-73
 48/35/55 **Mills, John Henry**, TE/LB, Wake For., 1993-96
 12 **Milstead, Charles**, QB, Texas A&M, 1960-61
 16/89 **Miotke, Frank**, WR, Grand Valley St., 1990
 30 **Mitchell, Donald**, CB, Southern Method., 1999-02
 41 **Mitchell, Leroy**, CB, Texas Southern, 1969-70
 97 **Mix, Bryant**, DT, Alcorn State, 1996-97
 94 **Montgomery, Glenn**, DT, Houston, 1989-95
 9 **Montgomery, Greg**, P, Michigan St., 1988-93
 24 **Montgomery, Mike**, WR, Kansas State, 1974
 1 **Moon, Warren**, QB, Washington, 1984-93
 32 **Moore, Ricky**, FB, Alabama*, 1987
 22 **Moore, Zeke**, CB, Lincoln, 1967-77
 76 **Moran, Eric**, T, Washington, 1984-86

ALL-TIME PLAYER ROSTER

67 **Morgan, Karl**, DT, UCLA, 1986
 30 **Moriarty, Larry**, FB, Notre Dame, 1983-86
 6 **Moroski, Mike**, QB, Cal-Davis, 1985
 28 **Morris, Aric**, S, Michigan St., 2000-02
 50 **Morris, Dennit**, LB, Oklahoma, 1960-61
Morrison, Ron, T, New Mexico, 1960
 11 **Moseley, Mark**, K, S.F. Austin, 1971-72
 83 **Moulds, Eric**, WR, Mississippi State, 2007
 29 **Mouton, Ryan**, CB, Hawaii, 2009
Mrosko, Bob, TE, Penn State, 1989
 80 **Mullins, Eric**, WR, Stanford, 1984-85
 63 **Munchak, Mike**, G, Penn State, 1982-93
 50/53 **Murdock, Guy**, C, Michigan, 1972
 56 **Murphy, Mike**, LB, S.W. Missouri State, 1979
 77 **Musgrove, Spain**, DT, Utah State, 1970
 32 **Myers, Bobby**, S, Wisconsin, 2000-02

N

57 **Nande, Terna**, LB, Miami (OH), 2006
 14 **Naponic, Bob**, QB, Illinois, 1970
 42 **Nash, Damien**, RB, Missouri, 2005
 48 **Natkin, Brian**, TE, Texas El-Paso, 2001
 41 **Neal, Lorenzo**, FB, Fresno State, 1999-00
 6 **Nedney, Joe**, K, San Jose State, 2001-04
 75 **Neil, Kenny**, DE, Iowa State*, 1987
 22 **Nelson, Benny**, S, Alabama, 1964
 83 **Nery, Ron**, DE, Kansas State, 1963
 26 **Newsom, Tony**, CB, S.F. Austin, 1987
 46 **Nicholson, Oliver**, LB, Texas Southern, 1975
 23 **Nickey, Donnie**, S, Ohio State, 2003-09
 14 **Nielsen, Gifford**, QB, BYU, 1978-83
 14 **Nix, Kent**, QB, TCU, 1972
 64 **Norgard, Erik**, C/G, Colorado, 1990-98
 43 **Norton, Jim**, S, Idaho, 1960-68
 93 **Nunley, Jeremy**, DE, Alabama, 1994-95

O

98 **Odom, Antwan**, DE, Alabama, 2004-07
 52 **Odom, Sammy**, LB, N.W. Louisiana, 1964
 14 **O'Donnell, Neil**, QB, Maryland, 1999-03
 37 **Olerich, Dave**, LB, San Francisco, 1971
 39 **Oliver, Hubert**, FB, Arizona, 1987
 75 **Olson, Benji**, G, Washington, 1998-07
 45 **Onesti, Larry**, LB, Northwestern, 1962-65
 26 **Orlando, Bo**, S, West Virginia, 1990-94
 85 **Orr, Jonathan**, WR, Wisconsin, 2006
 67 **Otto, Bob**, DE, Idaho State*, 1987
 66 **Otto, Mike**, T, Purdue, 2007-09
 40 **Ours, Wes**, FB, West Virginia, 2001
 71 **Owens, Joe**, DE, Alcorn State, 1976

P

62 **Page, Craig**, C, Georgia Tech, 1999
 74 **Parker, Willie**, DT, Arkansas AM&N, 1967-70
 32/20 **Parks, Billy**, WR, Cal St.-L.Beach, 1973-75
 83 **Parks, Dave**, WR, Texas Tech, 1973
 89 **Parks, Jeff**, TE, Auburn, 1986-87
 30 **Parrish, Bernie**, CB, Florida, 1966
 18 **Parsley, Cliff**, P, Oklahoma State, 1977-82
 7 **Pastorini, Dan**, QB, Santa Clara, 1971-79
 33/4 **Payton, Jarrett**, RB, Miami, 2005
 79 **Patu, Saul**, DT, Oregon, 2001
 44 **Peacock, Johnny**, S, Houston, 1969-70
 35 **Pearman, Alvin**, RB, Virginia, 2009
 10 **Pease, Brent**, QB, Montana, 1987-88

72 **Peguese, Willis**, DE, Miami (FL), 1990-92
 52 **Pennison, Jay**, C, Nicholls State, 1986-90
 64 **Perkins, Willis**, G, Tex. Southern, 1961, 1963
 32 **Perry, Vernon**, S, Jackson State, 1979-82
 56 **Perlo, Phil**, G, Maryland, 1960
 69 **Petersmark, Brett**, C, E. Michigan*, 1987
 85 **Petrowski, Jamie**, TE, Indiana State, 2007
 77 **Pettyjohn, Barry**, T, Pittsburgh, 1987
 35 **Phenix, Perry**, S, Southern Miss, 1998-01
 61 **Phillips, Wes**, T, Lenoir Rhyne, 1979
 86 **Pickens, Carl**, WR, Tennessee, 2000
 61 **Pilgrim, Evan**, G, Brigham Young, 1998
 69/71 **Piller, Zach**, G, Florida, 1999-06
 20 **Pinkett, Allen**, RB, Notre Dame, 1986-91
 53 **Pitts, Hugh**, C, TCU, 1960
 88 **Poole, Bob**, TE, Clemson, 1966-67
 39 **Poole, Larry**, RB, Kent State, 1978
 38 **Poole, Tyone**, CB, Fort Valley State, 2008
 44 **Porter, Daryl**, S, Boston College, 2001
 61 **Portis, Marico**, G, Alabama, 2004
 2 **Post, Dickie**, RB, Houston, 1971
 84 **Preston, Roell**, WR, Mississippi, 1999
 58 **Pritchard, Ron**, LB, Arizona State, 1969-72

Q

46 **Queen, Jeff**, TE, Morgan State, 1974
 54 **Quinn, Steve**, C, Notre Dame, 1968

R

11 **Ramsey, Patrick**, Tulane, 2009
 31 **Randall, Marcus**, S, LSU, 2005
 68 **Randall, Tom**, G, Iowa State, 1979
 21 **Randle, Tate**, DB, Texas Tech, 1982
 12 **Ransom, Brian**, QB, Tennessee St., 1983-84
 8 **Reaves, John**, QB, Florida, 1981
 89 **Reed, Alvin**, TE, Prairie View, 1967-72
 66 **Reed, Leo**, G, Colorado State, 1961
 60 **Regner, Tom**, G, Notre Dame, 1967-72
 67 **Reid, Jim**, T/G, Virginia, 1994-95
 64 **Reihner, George**, G, Penn State, 1977-80, '82
 37 **Reinfeldt, Mike**, S, Wis.-Milwaukee, 1976-83
 82 **Renfro, Mike**, WR, TCU, 1978-83
 51 **Reynolds, Robert**, LB, Ohio State, 2004-06
 17 **Rhame, Jerry**, QB, Tulsa, 1970
 80 **Rice, Andy**, DT, Texas Southern, 1967
 75 **Rice, Floyd**, LB, Alcorn A&M, 1971-73
 82 **Rice, George**, DT, Louisiana State, 1966-70
 7 **Richardson, Bucky**, QB, Texas A&M, 1992-94
 24 **Richardson, Mike**, RB, SMU, 1969-71
 30 **Rieves, Charles**, LB, Houston, 1964
 53 **Riley, Avon**, LB, UCLA, 1981-86
 21 **Ringer, Javon**, RB, Michigan State, 2009
 16 **Ritchey, James**, QB, Stephen F. Austin, 1996
 85 **Roaches, Carl**, KR, Texas A&M, 1980-84
 80 **Roan, Michael**, TE, Wisconsin, 1995-99
 90 **Roberson, James**, DE, Florida State, 1996-98
 57/56 **Roberts, Guy**, LB, Maryland, 1972-75
 68 **Roberts, Tim**, DT, So. Mississippi, 1992-94
 73 **Robertson, Bob**, T, Illinois, 1968
 31 **Robertson, Marcus**, S, Iowa St., 1991-00
 50/55 **Robinson, Eddie**, LB, Ala. St., 1992-95, '98-01
 18 **Robinson, Paul**, RB, Arizona, 1972-73
 37 **Robinson, Rafael**, S, Wisconsin, 1996
 82 **Roby, Courtney**, WR, Indiana, 2005-06
 7 **Roby, Reggie**, P, Iowa, 1996-97
 34 **Rodgers, Willie**, RB, Kentucky St., 72-75

ALL-TIME PLAYER ROSTER

61 **Rodriguez, Joel**, C, Miami, 2005
 21 **Rolle, Samari**, CB, Florida State, 1998-04
 55 **Romano, Jim**, C, Penn State, 1984-86
 71 **Roos, Michael**, T, E. Washington, 2005-09
 58 **Rossovich, Tim**, LB, USC, 1976
 33 **Rozier, Mike**, RB, Nebraska, 1985-90
 87 **Rucker, Conrad**, TE, Southern, 1978-79
 77 **Rudolph, Council**, DE, Kentucky St., 1972
 69 **Runyan, Jon**, T, Michigan, 1996-99
 55 **Rushing, Marion**, LB, So. Illinois, 1968
 86 **Russell, Derek**, WR, Arkansas, 1995-97

S

95 **Salave'a, Joe**, DT, Arizona, 1998-01
 73 **Salem, Harvey**, T, Cal-Berkeley, 1983-86
 91/73 **Sampson, Greg**, T, Stanford, 1972-78
 81 **Sanders, Chris**, WR, Ohio State, 1995-02
 73 **Sanderson, Scott**, T, Washington St., 1997-00
 40 **Sandy, Justin**, S, Northern Iowa, 2004-05
 64 **Saul, Ron**, G, Michigan State, 1970-75
 95 **Savage, Josh**, DE, Utah, 2006
 81 **Sawyer, John**, TE, So. Mississippi, 1975-76
 80 **Scaife, Bo**, TE, Texas, 2005-09
 57 **Scanlon, Rich**, LB, Syracuse, 2007
 81 **Schifino, Jake**, WR, Akron, 2002-04
 52 **Schmidt, Bob**, C, Minnesota, 1961-63
 95 **Schobel, Bo**, DE, TCU, 2004-05
 62 **Schuhmacher, John**, G, USC, 78-85
 31 **Schulters, Lance**, S, Hofstra, 2002-04
 75 **Schultz, Bill**, G, USC, 1994
 78 **Scott, DeQuincy**, DE/DT, Southern Miss., 2006
 73 **Scott, Jake**, G, Idaho, 2008-09
 53 **Seale, Eugene**, LB, Lamar, 1987-92
 23/37 **Severson, Jeff**, S, Cal St.-Long Beach, 1973-74
 74 **Shirkey, George**, DT, S.F. Austin, 1960-61
 37 **Sidney, Dainon**, CB, Ala.-Birm., 1998-02
 Simerson, John, G, Purdue, 1960
 8 **Simms, Chris**, QB, Texas, 2008
 96 **Simon, Corey**, DT, Florida State, 2007
 45 **Simon, John**, RB, Louisiana Tech, 2002
 71 **Simonsen, Todd**, T, So. Dakota State, 1976
 59 **Sirmon, Peter**, LB, Oregon, 2000-06
 90 **Skaugstad, Daryle**, DT, Cal-Berkeley, 1981-82
 10 **Slack, Reggie**, QB, Auburn, 1990-91
 89/84 **Slaughter, Webster**, WR, San Diego St, 1992-94
 41 **Sledge, Leroy**, RB, Bakersfield J.C., 1971
 27 **Small, Donovan**, S, Minnesota*, 1987
 18 **Small, O.J.**, WR, Florida, 2005
 39 **Smiley, Tom**, RB, Lamar Tech, 1970
 54 **Smith, Al**, LB, Utah State, 1987-96
 32 **Smith, Antowain**, RB, Houston, 2004
 23 **Smith, Bob**, S, Miami (OH), 1968
 77 **Smith, Bubba**, DE, Michigan State, 1975-76
 32 **Smith, Dave**, RB, Ripon, 1960-64
 87 **Smith, Dave**, WR, Indiana (PA), 1972
 99 **Smith, Doug**, DT, Auburn, 1985-92
 54 **Smith, Larry**, LB, Kentucky*, 1987
 96/98 **Smith, Robaire**, DT, Michigan St., 2000-03, 2006
 77 **Smith, Sid**, C, USC, 1974
 83 **Smith, Tim**, WR, Nebraska, 1980-86
 78/70/85 **Smith, Tody**, DE, USC, 1973-76
 72 **Sochia, Brian**, DT, N.W. Oklahoma, 1983-85
 29 **Sowells, Rich**, DB, Alcorn State, 1977
 92 **Spears, Anthony**, DE, Portland State, 1989
 24 **Spence, Julian**, S, Huston-Tillotson, 1960-61
 56 **Spencer, Cody**, LB, North Texas, 2004-05

32 **Spikes, Jack**, RB/K, TCU, 1965
 12 **Stabler, Ken**, QB, Alabama, 1980-81
 56/59 **Stallings, Dennis**, LB, Illinois, 1997-98
 57 **Stamer, Josh**, LB, South Dakota, 2008
 90 **Starks, Randy**, DT, Maryland, 2004-07
 69 **Steinfeld, Al**, G/T, C.W. Post, 1983
 70 **Steinkuhler, Dean**, G/T, Nebraska, 1984-91
 27 **Stemrick, Greg**, CB, Colorado St., 1975-82
 67 **Stensrud, Mike**, DT, Iowa State, 1979-85
 53 **Stepnoski, Mark**, C, Pittsburgh, 1995-98
 88 **Stevens, Craig**, TE, California, 2008-09
 76 **Stewart, David**, T, Mississippi, 2005-09
 26 **Stewart, Rayna**, S/CB, N. Arizona, 1996-97
 70 **Stiith, Carel**, DT, Nebraska, 1967-69
 69 **Stoepel, Terry**, T, Tulsa, 1970
 36 **Stone, Donnie**, RB, Arkansas, 1966
 68 **Stotter, Rich**, LB, Houston, 1968
 74 **Strahan, Arthur**, DE, Texas Southern, 1965
 39/53 **Stringer, Art**, LB, Ball State, 1977-81
 4 **Strong, Jasper**, WR, Illinois, 1995
 68/75 **Stroth, Vince**, G, BYU, 1987-88
 98 **Studaway, Mark**, DE, Tennessee, 1984
 68 **Studdard, Les**, C, Texas, 1983
 62 **Sturm, Jerry**, C, Illinois, 1971
 22 **Suci, Bob**, S, Michigan State, 1962
 76 **Suggs, Walt**, T, Mississippi State, 1962-71
 7 **Sullivan, Kent**, P, Cal-Lutheran, 1991, 1993
 8 **Superic, Steve**, P, West Virginia*, 1987
 40 **Sutton, Mickey**, S, Auburn, 1966
 93 **Sutton, Mike**, DE, LSU, 1998
 64 **Swatland, Dick**, G, Notre Dame, 1968

T

61 **Talamini, Bob**, G, Kentucky, 1960-67
 80 **Tasker, Steve**, WR, Northwestern, 1985-86
 28 **Tatum, Jack**, DB, Ohio State, 1980
 42 **Taylor, Altie**, RB, Utah State, 1976
 83 **Taylor, Chris**, WR, Texas A&M, 2001
 77 **Taylor, Lionel**, WR, N. Mexico Highlands, 1967-68
 80 **Taylor, Malcolm**, DE, Tenn. St., 1982-83, '86
 71 **Teeter, Mike**, DE, Michigan, 1993-94
 82 **Thigpen, Yancey**, WR, Win.-Sal. St., 1998-00
 28 **Thomas, Bill**, RB, Boston College, 1973
 36 **Thomas, Dec**, CB, Nicholls State, 1990
 82 **Thomas, Earl**, WR, Houston, 1976
 94 **Thomas, Juqua**, DE, Oklahoma St., 2001-04
 74/77 **Thomas, Lee**, DE, Jackson State, 1975
 20 **Thomas, Rodney**, RB, Texas A&M, 1995-98
 16 **Thomas, Sloan**, WR, Texas, 2005
 70 **Thomas, Stan**, T, Texas, 1993-95
 28 **Thomaselli, Rich**, RB, W. Vir.-Wesleyan, 1981-82
 28 **Thompson, Emmuel**, CB, Texas A&I*, 1987
 28/37 **Thompson, Lamont**, S, Washington St., 2003-06
 51 **Thompson, Ted**, LB, SMU, 1975-84
 50 **Thornton, David**, LB, North Carolina, 2006-09
 44 **Thornton, James**, TE, Cal St.-Fullerton, 1995
 78 **Thornton, John**, DT, West Virginia, 1999-02
 18 **Thurman, Andrae**, WR, Southern Oregon, 2005
 58 **Thweatt, Byron**, LB, Virginia, 2001
 78 **Tilleman, Mike**, DT, Montana, 1971-72
 33/32 **Tilman, Spencer**, RB, Oklahoma, 1987-88, 1992-94
 47 **Tobin, Bill**, RB, Missouri, 1963
 44 **Tolar, Charles**, RB, N.W. Louisiana, 1960-66
 42 **Tolbert, Jim**, CB, Lincoln, 1972
 11 **Tolliver, Billy Joe**, QB, Texas Tech, 1994
 49 **Toone, Spencer**, LB, Utah, 2006

ALL-TIME PLAYER ROSTER

76 **Towns, Morris**, T, Missouri, 1977-83
 47 **Trammell, Allen**, S, Florida, 1966
 79 **Trask, Orville**, DT, Rice, 1960-61
 84/86 **Troupe, Ben**, TE, Florida, 2004-07
 10 **Trull, Don**, QB, Baylor, 1964-69
 96 **Tuatagaloa, Natu**, DT/DE, California, 1995
 20 **Tullis, Willie**, DB, Troy State, 1981-84
 55 **Tulloch, Stephen**, LB, N.C. State, 2006-09
 95 **Turner, Dwain**, DT, Rice*, 1987

U

56 **Underwood, Olen**, LB, Texas, 1966-70

V

45 **Valentine, Ira**, RB, Texas A&M, 1987
 93 **Vanden Bosch, Kyle**, DE, Nebraska, 2005-09
 73 **Vanoy, Vernon**, DT, Kansas, 1973
 99 **Veal, Demetrin**, DT, Tennessee, 2007
 71 **Veasey, Craig**, DT/DE, Hou., 1992-93, 1995
 61 **Velasco, Fernando**, C/G, Georgia, 2009
 88 **Verhulst, Chris**, TE, Chico State, 1988-89
 96 **Vickerson, Kevin**, DT, Michigan State, 2007-09
 34 **Viltz, Theo**, CB, USC, 1966
 50 **Vogel, Paul**, LB, South Carolina*, 1987
 31 **Voight, Mike**, RB, No. Carolina, 1977
 7/12 **Volek, Billy**, QB, Fresno State, 2000-06

W

36 **Waddell, Michael**, CB, North Carolina, 2004-06
 19 **Wade, Bobby**, WR, Arizona, 2005-06
 53 **Wainscott, Lloyd**, LB, Texas, 1969-70
 25 **Walker, Denard**, CB, LSU, 1997-00
 96 **Walker, Gary**, DT, Auburn, 1995-98
 29 **Walker, Joe**, S, Nebraska, 2001
 77 **Walker, Rod**, DT, Troy St., 2000
 15 **Walker, Wayne**, K, N.W. Louisiana, 1968
 89 **Wallace, Cooper**, TE, Auburn, 2006
 35 **Wallace, Ray**, FB, Purdue, 1986-87
Wallner, Fred, G, Notre Dame, 1960
 82/86 **Walls, Herkie**, WR, Texas, 1983-84
 32 **Walsh, Ward**, RB, Colorado, 1971-72
 83 **Walters, Joey**, WR, Clemson, 1987
 93/77 **Walton, Sam**, T, East Texas State, 1971
 64 **Wand, Seth**, T, NW Missouri St., 2006
 85 **Washington, Nate**, WR, Tiffin, 2009
 53/59 **Washington, Ted**, LB, Miss. Valley, 1973-82
 23 **Washington, Vic**, RB, Wyoming, 1974
 57 **Watson, Ed**, LB, Grambling, 1969
 90 **Webster, George**, LB, Michigan St., 1967-72
 86 **Wegener, Bucky**, DT, Missouri, 1962-63
 28/86 **Weger, Mike**, S, Bowling Green, 1976-77
 20 **Weir, Sammy**, WR, Arkansas State, 1965
 88 **Wellman, Gary**, WR, USC, 1991-94
 56 **Wells, Ray**, LB, Arizona, 2003
 70 **Wells, Robert**, T, J.C. Smith, 1972
 41 **Wells, Terence**, RB, So. Mississippi, 1974
 63 **Wharton, Hogan**, G, Houston, 1960-63
 33 **White, Bob**, RB, Ohio State, 1960
 79 **White, Jim**, DE, Colorado State, 1974-75
 86 **White, John**, TE, Texas Southern, 1960-61
 25 **White, LenDale**, RB, USC, 2006-09
 44 **White, Lorenzo**, RB, Michigan State, 1988-94
 79 **White, Marcus**, DT, Murray State, 2005
 29 **White, Robert**, CB, Lamar*, 1987
 79 **Whitley, Wilson**, DT, Houston, 1983

38 **Whittington, C.L.**, FS, Prairie View, 1974-78
 63 **Wilkerson, Doug**, G, N.C. Central, 1970
 42 **Williams, Armon**, S/LB, Arizona, 1997
 41 **Williams, Cary**, CB, Washburn, 2008-09
 73 **Williams, David**, T, Florida, 1989-95
 69 **Williams, Doug**, T/G, Texas A&M, 1986-88
 87 **Williams, Jamie**, TE, Nebraska, 1984-88
 97 **Williams, Lee**, DE, Bethune-Cook., 1991-93
 78 **Williams, Maxie**, G, S.E. Louisiana, 1965
 18 **Williams, Mike**, WR, USC, 2007
 86 **Williams, Oliver**, WR, Illinois*, 1987
 11 **Williams, Paul**, WR, Fresno State, 2007-08
 68 **Williams, Ralph**, G, Southern, 1982
 35 **Williams, Richard**, RB, Memphis State, 1984
 86 **Williams, Roydell**, WR, Tulane, 2005-07
 49 **Williams, Sam**, CB, New Mexico Highlands, 1976
 25 **Williams, Tank**, S, Stanford, 2002-05
 78 **Williams, Todd**, G/T, Florida State, 2003-05
 10 **Williamson, Lee**, QB, Presbyterian (SC), 1994
 44 **Willis, Fred**, RB, Boston College, 1972-77
 33 **Wilson, J.C.**, DB, Pittsburgh, 1978-83
 82 **Wilson, Sheddrick**, WR, LSU, 1996
 45 **Wilson, Tim**, RB/TE, Maryland, 1977-82
 52 **Winborn, Jamie**, LB, Vanderbilt, 2009
 79 **Winkler, Ulrich**, DE, None, 2008
 22 **Wisener, Gary**, CB, Baylor, 1961
 88 **Witcher, Albert**, S, Baylor, 1960
 12 **Witkowski, John**, QB, Columbia, 1986-87
 67 **Wittenborn, John**, G, S.E. Missouri, 1964-68
 80 **Woods, Glenn**, DT, Prairie View, 1969
 49 **Woods, LeVar**, LB, Iowa, 2006-07
 42 **Woods, Robert**, WR, Grambling, 1978
 26 **Woolfolk, Andre**, CB, Oklahoma, 2003-06
 40 **Woolfolk, Butch**, RB, Michigan, 1985-86
 52 **Wortham, Barron**, LB, UTEP, 1994-99
 17 **Wright, Elmo**, WR, Houson, 1975
 37 **Wright, Thomas**, S, Michigan State, 2003
 41/89 **Wycheck, Frank**, TE, Maryland, 1995-03

Y

84 **Yamini, Bashir**, WR, Iowa, 2000
 66 **Yarno, George**, C/G, Washington St., 1989
 80 **Yeats, James**, TE, Florida, 1960
 68 **Young, Almon**, G, Bethune-Cook.*, 1987
 56 **Young, Bob**, G, Howad Payne, 1971-80
 77 **Young, James**, DE, Tex. Southern, 1977-79
 99 **Young, Robert**, DE, Mississippi St., 1996
 10 **Young, Vince**, QB, Texas, 2006-09

Z

87 **Zaeske, Paul**, WR, North Park, 1969-70
 7 **Zendejas, Tony**, K, Nevada-Reno, 1985-90

** played in replacement games only*

ALL-TIME PRACTICE SQUAD PLAYERS

(Bold denotes promoted to active roster)

1989

Bell, Billy CB
Brantley, John LB
 Hartlieb, Chuck QB
Norgard, Erik C
Orlando, Bo S
 Rogers, Tracy LB
Spears, Anthony DE

1990

Banes, Joey T
Coleman, Pat WR
 Friberg, Keith LB/DE
 Hough, Scott T
 Lloyd, Doug RB
 Muecke, Tom QB
Slack, Reggie QB
 Snyder, Brent QB

1991

Anderson, Herbie CB
Johnson, Ezra DE
 Rocker, David DT
Slack, Reggie QB
 Thomas, Scott T
Wellman, Gary WR

1992

Bailey, Mario WR
Brown, Reggie WR
 Campbell, Joe RB
 Davis, Anthony LB
 Gisler, Mike G
 Gray, Terry G
 Green, Anthony WR
Mays, Damon WR
 Pharms, Charles S

1993

Aldridge, Melvin S
 Benton, Gerald WR
Martin, Emanuel CB
Maston, Le'Shai RB
 Neal, Jeff G/T
 Truitt, Leroy T
 Williams, James DB
Williamson, Lee QB

1994

Bailey, Mario WR
Barnes, Tomur CB
Hall, Lemanski LB
 Jennings, Willie DT
Williamson, Lee QB

1995

Brown, Charlie RB
Evans, Josh DT
 Harden, Linc LB
Logan, James LB
Lundy, Dennis RB
 Richardson, C.J. S
Strong, Jasper WR

1996

Cole, Lee CB
 Florine, Ron T
Jones, Lenoy LB
Roberson, James DE
 Running, Mitch WR
 Sanders, Chris TE

1997

Adams, Louis LB
George, Spencer RB
McCullough, George CB
 Mustafa, Isaiah WR
 Scharf, Tim LB
 Washington, T.J. T

1998

Bradley, Josh TE
George, Spencer RB
 Gilbert, Lonnie G
 Jackson, Brad LB
 McElmurry, Blaine S
 Priestner, Raymond RB
 Sprotte, Jimmy LB
Sutton, Mike DE
 Ward, Chris DE

1999

Brown, Larry TE
 Bryant, Aaron TE
Embray, Keith DE
 Gould, Garrett FB
 Jones, Chris LB
Page, Craig C
 Rafferty, Ian G
 Roberts, Cleve T
Walker, Rod DT
 Ware, Brad S

2000

Coleman, Chris WR
 Dearth, James TE
 Gavadza, Jason TE
Jackson, Chris WR
 Koch, Aaron G
Leach, Mike TE
 McCullough, Andy WR
Page, Craig C
 Rafferty, Ian G
Walker, Rod DT
Yamini, Bashir WR

2001

Alexander, Dan RB
 Arp, Donovan DT
 Chambers, Derrick DT
 Combs, Derek RB
 Costa, Dave G
Kocurek, Kris DT
Natkin, Brian TE
 Patu, Saul DT
 Taylor, Chris WR
 Thomas, Tarlos T
 Thweatt, Byron LB

White, Reggie RB

2002

Aldridge, Kevin DE
Atkins, James DT
 Branch, Bruce CB
 Fletcher, Bryan TE
 Ford, Willie DB
Hayes, Chad TE
 Hebert, Jason S
Kassell, Brad LB
 Malano, Mike C
Martin, Matt T
 Newson, Kendall WR
 O'Leary, Dan TE
 White, Greg DE
 Whiting, Teag G

2003

Blakley, Dwayne TE
 Drumm, Brandon FB
Dunn, Anthony DT
 Franklin, Brad CB
 Freeman, Rober' CB
 Fryzel, Jimmy WR
 Harden, Cedric DT
Jackson, Ray RB
Kramer, Jordan LB
 Lewis, Jermaine WR
 Lowe, Omare DB
Portis, Marico G
 Powell, Jamal CB
 Reid, Gabe TE
 Smith, Steve CB
 Walker, Marquise WR

2004

Cramer, Casey TE
 Danielsen, Lane WR
 Devoe, Todd WR
 Herring, Isaac T
 Johnson, Shawn DE
 Kramer, Jordan LB
 LeJeune, Norman S
 McCoy, Derek WR
Payton, Jarrett RB
Portis, Marico G
Sandy, Justin S
Spencer, Cody LB
 Swaggert, Brent T

2005

Anderson, Jason WR
 Bergeron, David LB
 Douglas, Robert FB
 Harris, Antoine DB
 Leverette, Otis DE
Mauck, Matt QB
 Newberry, Jared LB
Payton, Jarrett RB
Randall, Marcus S
 Rodriguez, Joel C
Sandy, Justin S
Small, O.J. WR
Thomas, Sloan WR

ALL-TIME PRACTICE SQUAD

Thurman, Andrae WR
White, Marcus DT

2006

Conover, Sean DE
Ganther, Quinton RB
Geisinger, Justin G
Harris, Antoine CB
Matua, Fred G
Mauck, Matt QB
Nande, Terna LB
Petrowski, Jamie TE
Ross, Richie WR
Snell, Isaac G
Toone, Spencer LB
Wallace, Cooper TE

2007

Allred, Colin LB
Birdine, Larry DE
Cain, Jeremy LB/FB
Campbell, Kurt LB
Cole, Marquice CB
Ealy, Biren WR
Ganther, Quinton RB
Martin, Ingle QB
Matua, Fred G

Murphy, Jason C
Otto, Mike T
Pakulak, Glenn P
Petrowski, Jamie TE
Snell, Isaac G
Vickerson, Kevin DT
Wallace, Cooper TE
Winkler, Ulrich DE

2008

Bennett, Charles DE
Datish, Doug C/G
Davis, Tanard CB
Ealy, Biren WR
Gordon, Amon DT
Harris, Tuff DB
Johnson, Antonio DT
Jones, Derrick DT
Martin, Ingle QB
Mulligan, Matthew TE
Murphy, Jason C
Parsons, Preston QB
Petrowski, Jamie TE
Velasco, Fernando C/G
Williams, Cary CB

2009

Bakhtiari, Eric DE
Ball, Lance RB
Booty, John David QB
Brown, Kareem DL
Durand, Ryan G
Edison, Dominique WR
Ferguson II, Rodney RB
King, Mitch DT
Morris, Phillip WR
Rivera, Mike LB
Schommer, Nick S
Trapasso, A.J. P
Velasco, Fernando C/G
Williams, Cary CB
Williams, Paul WR

ALL-TIME NFL EUROPA PLAYERS

1998 - 2007

(Bold denotes played on Titans active roster)

1998
McCullough, George Pos. CB Team **Barcelona**
Mustafa, Isaiah WR Barcelona
Ritchey, James QB **Barcelona**
Williams, Armon S **Barcelona**

1999
Byrd, Israel CB Berlin
Sutton, Mike DE **Rhein**

2000
Daft, Kevin QB **Scotland**
Glover, Phil LB **Scotland**
Ware, Brad S Barcelona

2001
Brown, Demario RB Rhein
Coleman, Chris WR **Amsterdam**
Davis, Wade CB Berlin
Green, Mike RB **Barcelona**

2002
Carson, Elliott TE Scotland
Cooper, Rafael RB Amsterdam
Daft, Kevin QB **Amsterdam**
Rafferty, Ian G Amsterdam
Raynock, Chase T Amsterdam
Snelling, Robbie TE Barcelona
Thomas, Mark TE Rhein
Witzcak, Jason K Rhein

2003

Aldridge, Kevin DE **Barcelona**
Hayes, Chad TE **Berlin**

2004
Blakley, Dwayne TE Rhein
Branch, Mario T Amsterdam
Jackson, Ray RB Berlin
Smith, Steve CB Cologne
Washburn, Brady T Amsterdam
Wright, Thomas S Scotland

2005

Herrell, Ben T Amsterdam
LeJeune, Norman S Amsterdam
Massey, Sam CB Berlin
Payton, Jarrett RB **Amsterdam**
Smith, Joe RB Rhein
Strong, Derrick DE Rhein
Swaggert, Brent T Cologne

2006

Anderson, Jason WR Frankfurt
Erickson, Mike G Berlin
Newberry, Jared LB Frankfurt
Rodriquez, Joel C Berlin
Sandy, Justin S **Frankfurt**
Small, O.J. WR **Amsterdam**

2007

Adibi, Nathaniel DE Hamburg
Douglas, Cody G Cologne
Pakulak, Glenn P Amsterdam
Petrowski, Jamie TE **Frankfurt**
Ross, Richie WR Amsterdam

ALL-TIME STARTING QUARTERBACKS

2009 (8-8)

Date	W-L	Opp.	Starter
Sept. 10	L	at Pittsburgh	Collins
Sept. 20	L	Houston	Collins
Sept. 27	L	at N.Y. Jets	Collins
Oct. 4	L	at Jacksonville	Collins
Oct. 11	L	Indianapolis	Collins
Oct. 18	L	at New England	Collins
Nov. 1	W	Jacksonville	Young
Nov. 8	W	at San Francisco	Young
Nov. 15	W	Buffalo	Young
Nov. 23	W	at Houston	Young
Nov. 29	W	Arizona	Young
Dec. 6	L	at Indianapolis	Young
Dec. 13	W	St. Louis	Young
Dec. 20	W	Miami	Young
Dec. 25	L	San Diego	Young
Jan. 3	W	at Seattle	Young

Young (8-2), Collins (0-6)

2008 (13-3)

Date	W-L	Opp.	Starter
Sept. 7	W	Jacksonville	Young
Sept. 14	W	at Cincinnati	Collins
Sept. 21	W	Houston	Collins
Sept. 28	W	Minnesota	Collins
Oct. 5	W	at Baltimore	Collins
Oct. 19	W	at Kansas City	Collins
Oct. 27	W	Indianapolis	Collins
Nov. 2	W	Green Bay	Collins
Nov. 9	W	at Chicago	Collins
Nov. 16	W	at Jacksonville	Collins
Nov. 23	L	N.Y. Jets	Collins
Nov. 27	W	at Detroit	Collins
Dec. 7	W	Cleveland	Collins
Dec. 14	L	at Houston	Collins
Dec. 21	W	Pittsburgh	Collins
Dec. 28	L	at Indianapolis	Collins

Divisional

Jan. 10 L (P) Baltimore Collins

Young (1-0), Collins (12-3, 0-1)

2007 (10-6)

Date	W-L	Opp.	Starter
Sept. 9	W	at Jacksonville	Young
Sept. 16	L	Indianapolis	Young
Sept. 24	W	at New Orleans	Young
Oct. 7	W	Atlanta	Young
Oct. 14	L	at Tampa Bay	Young
Oct. 21	W	at Houston	Collins
Oct. 28	W	Oakland	Young
Nov. 4	W	Carolina	Young
Nov. 11	L	Jacksonville	Young
Nov. 19	L	at Denver	Young
Nov. 25	L	at Cincinnati	Young
Dec. 2	W	Houston	Young
Dec. 9	L	San Diego	Young
Dec. 16	W	at Kansas City	Young
Dec. 23	W	N.Y. Jets	Young
Dec. 30	W	at Indianapolis	Young

Wild Card

Jan. 6 L (P) at San Diego Young

Young (9-6, 0-1), Collins (1-0)

2006 (8-8)

Date	W-L	Opp.	Starter
Sept. 10	L	N.Y. Jets	Collins
Sept. 17	L	at San Diego	Collins
Sept. 24	L	at Miami	Collins
Oct. 1	L	Dallas	Young
Oct. 8	L	at Indianapolis	Young
Oct. 15	W	at Washington	Young
Oct. 29	W	Houston	Young
Nov. 5	L	at Jacksonville	Young
Nov. 12	L	Baltimore	Young
Nov. 19	W	at Philadelphia	Young
Nov. 26	W	N.Y. Giants	Young
Dec. 3	W	Indianapolis	Young
Dec. 10	W	at Houston	Young
Dec. 17	W	Jacksonville	Young
Dec. 24	W	at Buffalo	Young
Dec. 31	L	New England	Young

Young (8-5), Collins (0-3)

2005 (4-12)

Date	W-L	Opp.	Starter
Sept. 11	L	at Pittsburgh	McNair
Sept. 18	W	Baltimore	McNair
Sept. 25	L	at St. Louis	McNair
Oct. 2	L	Indianapolis	McNair
Oct. 9	W	at Houston	McNair
Oct. 16	L	Cincinnati	McNair
Oct. 23	L	at Arizona	Volek
Oct. 30	L	Oakland	McNair
Nov. 6	L	at Cleveland	McNair
Nov. 20	L	Jacksonville	McNair
Nov. 27	W	San Francisco	McNair
Dec. 4	L	at Indianapolis	McNair
Dec. 11	W	Houston	McNair
Dec. 18	L	Seattle	McNair
Dec. 24	L	at Miami	McNair
Jan. 1	L	at Jacksonville	Mauck

McNair (4-10), Volek (0-1), Mauck (0-1)

2004 (5-11)

Date	W-L	Oppon.	Starter
Sept. 11	W	at Miami	McNair
Sept. 19	L	Indianapolis	McNair
Sept. 26	L	Jacksonville	McNair
Oct. 3	L	at San Diego	Volek
Oct. 11	W	at Green Bay	McNair
Oct. 17	L	Houston	McNair
Oct. 24	L	at Minnesota	McNair
Oct. 31	W	Cincinnati	Volek
Nov. 14	L	Chicago	Volek
Nov. 21	W	at Jacksonville	McNair
Nov. 28	L	at Houston	McNair
Dec. 5	L	at Indianapolis	Volek
Dec. 13	L	Kansas City	Volek
Dec. 19	L	at Oakland	Volek
Dec. 25	L	Denver	Volek
Jan. 2	W	Detroit	Volek

Volek (2-6), McNair (3-5)

2003 (12-4)

Date	W-L	Oppon.	Starter
Sept. 7	W	Oakland	McNair
Sept. 14	L	at Indianapolis	McNair
Sept. 21	W	New Orleans	McNair

ALL-TIME STARTING QUARTERBACKS

Sept. 28	W	at Pittsburgh	McNair
Oct. 5	L	at New England	McNair
Oct. 12	W	Houston	McNair
Oct. 19	W	at Carolina	McNair
Oct. 26	W	at Jacksonville	McNair
Nov. 9	W	Miami	McNair
Nov. 16	W	Jacksonville	McNair
Nov. 23	W	at Atlanta	McNair
Dec. 1	L	at N.Y. Jets	McNair
Dec. 7	L	at Indianapolis	McNair
Dec. 14	W	Buffalo	Volek
Dec. 21	W	at Houston	McNair
Dec. 28	W	Tampa Bay	O'Donnell

Wild Card

Jan. 3	W (P)	at Baltimore	McNair
--------	-------	--------------	--------

Divisional

Jan. 10	L (P)	at New England	McNair
---------	-------	----------------	--------

McNair (10-4, 1-1), Volek (1-0), O'Donnell (1-0)

2002 (11-5)

Date	W-L	Oppon.	Starter
Sept. 8	W	Philadelphia	McNair
Sept. 15	L	at Dallas	McNair
Sept. 22	L	Cleveland	McNair
Sept. 28	L	at Oakland	McNair
Oct. 6	L	Washington	McNair
Oct. 13	W	Jacksonville	McNair
Oct. 27	W	at Cincinnati	McNair
Nov. 3	W	at Indianapolis	McNair
Nov. 10	W	Houston	McNair
Nov. 17	W	Pittsburgh	McNair
Nov. 24	L	at Baltimore	McNair
Dec. 1	W	at N.Y. Giants	McNair
Dec. 8	W	Indianapolis	McNair
Dec. 16	W	New England	McNair
Dec. 22	W	at Jacksonville	McNair
Dec. 29	W	at Houston	McNair

Divisional

Jan. 11	W (P)	Pittsburgh	McNair
---------	-------	------------	--------

AFC Championship

Jan. 19	L (P)	at Oakland	McNair
---------	-------	------------	--------

McNair (11-5, 1-1)

2001 (7-9)

Date	W-L	Oppon.	Starter
Sept. 9	L	Miami	McNair
Sept. 23	L	at Jacksonville	O'Donnell
Oct. 7	L	at Baltimore	McNair
Oct. 14	W	Tampa Bay	McNair
Oct. 21	W	at Detroit	McNair
Oct. 29	L	at Pittsburgh	McNair
Nov. 4	W	Jacksonville	McNair
Nov. 12	L	Baltimore	McNair
Nov. 18	W	at Cincinnati	McNair
Nov. 25	L	Pittsburgh	McNair
Dec. 2	W	at Cleveland	McNair
Dec. 9	L	at Minnesota	McNair
Dec. 16	W	Green Bay	McNair
Dec. 22	W	at Oakland	McNair
Dec. 30	L	Cleveland	McNair
Jan. 6	L	Cincinnati	McNair

McNair (7-8), O'Donnell (0-1)

2000 (13-3)

Date	W-L	Oppon.	Starter
Sept. 3	L	at Buffalo	McNair
Sept. 10	W	Kansas City	McNair
Sept. 24	W	at Pittsburgh	O'Donnell
Oct. 1	W	N.Y. Giants	McNair
Oct. 8	W	at Cincinnati	McNair
Oct. 16	W	Jacksonville	McNair
Oct. 22	W	at Baltimore	McNair
Oct. 30	W	at Washington	McNair
Nov. 5	W	Pittsburgh	McNair
Nov. 12	L	Baltimore	McNair
Nov. 19	W	Cleveland	McNair
Nov. 26	L	at Jacksonville	McNair
Dec. 3	W	at Philadelphia	McNair
Dec. 10	W	Cincinnati	McNair
Dec. 17	W	at Cleveland	McNair
Dec. 25	W	Dallas	McNair

Divisional

Jan. 7	L (P)	Baltimore	McNair
--------	-------	-----------	--------

McNair (12-3, 0-1), O'Donnell (1-0)

1999 (13-3)

Date	W-L	Oppon.	Starter
Sept. 12	W	Cincinnati	McNair
Sept. 19	W	Cleveland	O'Donnell
Sept. 26	W	at Jacksonville	O'Donnell
Oct. 3	L	at San Francisco	O'Donnell
Oct. 10	W	Baltimore	O'Donnell
Oct. 17	W	at New Orleans	O'Donnell
Oct. 31	W	St. Louis	McNair
Nov. 7	L	at Miami	McNair
Nov. 14	W	at Cincinnati	McNair
Nov. 21	W	Pittsburgh	McNair
Nov. 28	W	at Cleveland	McNair
Dec. 5	L	at Baltimore	McNair
Dec. 9	W	Oakland	McNair
Dec. 19	W	Atlanta	McNair
Dec. 26	W	Jacksonville	McNair
Jan. 2	W	at Pittsburgh	McNair

Wild Card

Jan. 8	W (P)	Buffalo	McNair
--------	-------	---------	--------

Divisional

Jan. 16	W (P)	at Indianapolis	McNair
---------	-------	-----------------	--------

AFC Championship

Jan. 23	W (P)	at Jacksonville	McNair
---------	-------	-----------------	--------

Super Bowl XXXIV

Jan. 30	L (P)	St. Louis	McNair
---------	-------	-----------	--------

McNair (9-2, 3-1), O'Donnell (4-1)

1998 (8-8)

Date	W-L	Oppon.	Starter
Sept. 6	W	at Cincinnati	McNair
Sept. 13	L	San Diego	McNair
Sept. 20	L	at New England	McNair
Sept. 27	L	Jacksonville	McNair
Oct. 11	W	at Baltimore	McNair
Oct. 18	W	Cincinnati	McNair
Oct. 25	L	Chicago	McNair
Nov. 1	W	at Pittsburgh	McNair
Nov. 8	W	at Tampa Bay	McNair
Nov. 15	W	Pittsburgh	McNair
Nov. 22	L	N.Y. Jets	McNair
Nov. 29	L	at Seattle	McNair
Dec. 6	W	Baltimore	McNair

ALL-TIME STARTING QUARTERBACKS

Dec. 13	W	at Jacksonville	McNair
Dec. 20	L	at Green Bay	McNair
Dec. 26	L	Minnesota	McNair

McNair (8-8)

1997 (8-8)

Date	W-L	Oppon.	Starter
Aug. 31	W	Oakland	McNair
Sept. 7	L	at Miami	McNair
Sept. 21	L	Baltimore	McNair
Sept. 28	L	at Pittsburgh	McNair
Oct. 5	L	at Seattle	McNair
Oct. 12	W	Cincinnati	McNair
Oct. 19	W	Washington	McNair
Oct. 26	W	at Arizona	McNair
Nov. 2	L	Jacksonville	McNair
Nov. 9	W	N.Y. Giants	McNair
Nov. 16	L	at Jacksonville	McNair
Nov. 23	W	Buffalo	McNair
Nov. 27	W	at Dallas	McNair
Dec. 4	L	at Cincinnati	McNair
Dec. 14	L	at Baltimore	McNair
Dec. 21	W	Pittsburgh	McNair

McNair (8-8)

1996 (8-8)

Date	W-L	Oppon.	Starter
Sept. 1	L	Kansas City	Chandler
Sept. 8	W	at Jacksonville	Chandler
Sept. 15	W	Baltimore	Chandler
Sept. 29	L	at Pittsburgh	Chandler
Oct. 6	W	at Cincinnati	Chandler
Oct. 13	W	at Atlanta	Chandler
Oct. 20	W	Pittsburgh	Chandler
Oct. 27	L	San Francisco	Chandler
Nov. 3	L	at Seattle	McNair
Nov. 10	W	at New Orleans	Chandler
Nov. 17	L	Miami	Chandler
Nov. 24	L	Carolina	Chandler
Dec. 1	W	N.Y. Jets	McNair
Dec. 8	L	Jacksonville	McNair
Dec. 15	L	Cincinnati	Chandler
Dec. 22	W	at Baltimore	McNair

Chandler (6-6), McNair (2-2)

1995 (7-9)

Date	W-L	Oppon.	Starter
Sept. 3	W	at Jacksonville	Chandler
Sept. 10	L	Pittsburgh	Chandler
Sept. 17	L	Cleveland	Furrer
Sept. 24	W	at Cincinnati	Chandler
Oct. 1	L	Jacksonville	Chandler
Oct. 8	L	at Minnesota	Chandler
Oct. 22	L	at Chicago	Chandler
Oct. 29	W	Tampa Bay	Chandler
Nov. 5	W	at Cleveland	Chandler
Nov. 12	L	Cincinnati	Chandler
Nov. 19	L	at Kansas City	Chandler
Nov. 26	W	Denver	Chandler
Dec. 3	L	at Pittsburgh	Chandler
Dec. 10	L	Detroit	Chandler
Dec. 17	W	N.Y. Jets	McNair
Dec. 24	W	Buffalo	McNair

Chandler (5-8), McNair (2-0), Furrer (0-1)

1994 (2-14)

Date	W-L	Oppon.	Starter
Sept. 4	L	at Indianapolis	Carlson
Sept. 11	L	at Dallas	Richardson
Sept. 18	L	Buffalo	Richardson
Sept. 25	W	Cincinnati	Carlson
Oct. 3	L	at Pittsburgh	Carlson
Oct. 13	L	Cleveland	Richardson
Oct. 24	L	at Philadelphia	Carlson
Oct. 30	L	at L.A. Raiders	Tolliver
Nov. 6	L	Pittsburgh	Carlson
Nov. 13	L	at Cincinnati	Tolliver
Nov. 21	L	N.Y. Giants	Tolliver
Nov. 27	L	at Cleveland	Tolliver
Dec. 4	L	Arizona	Tolliver
Dec. 11	L	Seattle	Tolliver
Dec. 18	L	at Kansas City	Tolliver
Dec. 24	W	N.Y. Jets	Richardson

Tolliver (0-7), Carlson (1-4), Richardson (1-3)

1993 (12-4)

Date	W-L	Oppon.	Starter
Sept. 5	L	at New Orleans	Moon
Sept. 12	W	Kansas City	Moon
Sept. 19	L	at San Diego	Moon
Sept. 26	L	L.A. Rams	Moon
Oct. 11	L	at Buffalo	Moon
Oct. 17	W	at New England	Carlson
Oct. 24	W	Cincinnati	Moon
Nov. 7	W	Seattle	Moon
Nov. 14	W	at Cincinnati	Moon
Nov. 21	W	at Cleveland	Moon
Nov. 28	W	Pittsburgh	Moon
Dec. 5	W	Atlanta	Moon
Dec. 12	W	Cleveland	Moon
Dec. 19	W	at Pittsburgh	Moon
Dec. 25	W	at San Francisco	Moon
Jan. 2	W	N.Y. Jets	Carlson

Divisional

Jan. 16	L (P)	Kansas City	Moon
---------	-------	-------------	------

Moon (10-4, 0-1), Carlson (2-0)

1992 (10-6)

Date	W-L	Oppon.	Starter
Sept. 6	L	Pittsburgh	Moon
Sept. 13	W	at Indianapolis	Moon
Sept. 20	W	Kansas City	Moon
Sept. 27	W	San Diego	Moon
Oct. 11	W	at Cincinnati	Moon
Oct. 18	L	at Denver	Moon
Oct. 25	W	Cincinnati	Moon
Nov. 1	L	at Pittsburgh	Moon
Nov. 8	L	Cleveland	Moon
Nov. 15	W	at Minnesota	Moon
Nov. 22	L	at Miami	Carlson
Nov. 26	W	at Detroit	Carlson
Dec. 7	W	Chicago	Carlson
Dec. 13	L	Green Bay	Carlson
Dec. 20	W	at Cleveland	Carlson
Dec. 27	W	Buffalo	Carlson

Wild Card

Jan. 3	L (P)	at Buffalo	Moon
--------	-------	------------	------

Moon (6-4, 0-1), Carlson (4-2)

ALL-TIME STARTING QUARTERBACKS

1991 (11-5)

Date	W-L	Oppon.	Starter
Sept. 1	W	L.A. Raiders	Moon
Sept. 8	W	at Cincinnati	Moon
Sept. 16	W	Kansas City	Moon
Sept. 22	L	at New England	Moon
Oct. 6	W	Denver	Moon
Oct. 13	W	at N.Y. Jets	Moon
Oct. 20	W	at Miami	Moon
Oct. 27	W	Cincinnati	Moon
Nov. 3	L	at Washington	Moon
Nov. 10	W	Dallas	Moon
Nov. 17	W	Cleveland	Moon
Nov. 24	L	at Pittsburgh	Moon
Dec. 2	L	Philadelphia	Moon
Dec. 8	W	Pittsburgh	Moon
Dec. 15	W	at Cleveland	Moon
Dec. 21	L	at N.Y. Giants	Moon

Wild Card

Dec. 29 W (P) N.Y. Jets Moon

Divisional

Jan. 4 L (P) at Denver Moon

Moon (11-5, 1-1)

1990 (9-7)

Date	W-L	Oppon.	Starter
Sept. 9	L	at Atlanta	Moon
Sept. 16	L	at Pittsburgh	Moon
Sept. 23	W	Indianapolis	Moon
Sept. 30	W	at San Diego	Moon
Oct. 7	L	San Francisco	Moon
Oct. 14	W	Cincinnati	Moon
Oct. 21	W	New Orleans	Moon
Oct. 28	L	N.Y. Jets	Moon
Nov. 4	L	at L.A. Rams	Moon
Nov. 18	W	at Cleveland	Moon
Nov. 25	W	Buffalo	Moon
Dec. 2	L	at Seattle	Moon
Dec. 9	W	Cleveland	Moon
Dec. 16	W	at Kansas City	Moon
Dec. 23	L	at Cincinnati	Moon
Dec. 30	W	Pittsburgh	Carlson

Wild Card

Jan. 6 L (P) at Cincinnati Carlson

Moon (8-7), Carlson (1-0, 0-1)

1989 (9-7)

Date	W-L	Oppon.	Starter
Sept. 10	L	at Minnesota	Moon
Sept. 17	W	at San Diego	Moon
Sept. 24	L	Buffalo	Moon
Oct. 1	W	Miami	Moon
Oct. 8	L	at New England	Moon
Oct. 15	W	at Chicago	Moon
Oct. 22	W	Pittsburgh	Moon
Oct. 29	L	at Cleveland	Moon
Nov. 5	W	Detroit	Moon
Nov. 13	W	Cincinnati	Moon
Nov. 19	W	L.A. Raiders	Moon
Nov. 26	L	at Kansas City	Moon
Dec. 3	W	at Pittsburgh	Moon
Dec. 10	W	Tampa Bay	Moon
Dec. 17	L	at Cincinnati	Moon
Dec. 23	L	Cleveland	Moon

Wild Card

Dec. 31 L (P) Pittsburgh Moon

Moon (9-7, 0-1)

1988 (10-6)

Date	W-L	Oppon.	Starter
Sept. 4	W	at Indianapolis	Moon
Sept. 11	W	L.A. Raiders	Carlson
Sept. 18	L	at N.Y. Jets	Carlson
Sept. 25	W	New England	Carlson
Oct. 2	L	at Philadelphia	Carlson
Oct. 9	W	Kansas City	Carlson
Oct. 16	W	at Pittsburgh	Moon
Oct. 23	L	at Cincinnati	Moon
Oct. 30	W	Washington	Moon
Nov. 7	W	Cleveland	Moon
Nov. 13	L	at Seattle	Moon
Nov. 20	W	Phoenix	Moon
Nov. 24	W	at Dallas	Moon
Dec. 4	L	Pittsburgh	Moon
Dec. 11	W	Cincinnati	Moon
Dec. 18	L	at Cleveland	Moon

Wild Card

Dec. 24 W (P) at Cleveland Moon

Divisional

Jan. 1 L (P) at Buffalo Moon

Moon (7-4, 1-1), Carlson (3-2)

1987 (9-6)

Date	W-L	Oppon.	Starter
Sept. 13	W	L.A. Rams	Moon
Sept. 20	L	at Buffalo	Moon
Oct. 4	W	at Denver	Pease
Oct. 11	W	at Cleveland	Pease
Oct. 18	L	New England	Pease
Oct. 25	W	Atlanta	Moon
Nov. 1	W	at Cincinnati	Moon
Nov. 8	L	at San Francisco	Moon
Nov. 15	W	at Pittsburgh	Moon
Nov. 22	L	Cleveland	Moon
Nov. 29	L	at Indianapolis	Moon
Dec. 6	W	San Diego	Moon
Dec. 13	L	at New Orleans	Moon
Dec. 20	W	Pittsburgh	Moon
Dec. 27	W	Cincinnati	Moon

Wild Card

Jan. 3 W (P) Seattle Moon

Divisional

Jan. 10 L (P) at Denver Moon

Moon (7-5, 1-1), Pease (2-1)

1986 (5-11)

Date	W-L	Oppon.	Starter
Sept. 7	W	at Green Bay	Moon
Sept. 14	L	Cleveland	Moon
Sept. 21	L	at Kansas City	Moon
Sept. 28	L	Pittsburgh	Moon
Oct. 5	L	at Detroit	Moon
Oct. 12	L	Chicago	Moon
Oct. 19	L	at Cincinnati	Moon
Oct. 26	L	L.A. Raiders	Moon
Nov. 2	L	at Miami	Moon
Nov. 9	W	Cincinnati	Moon
Nov. 16	L	at Pittsburgh	Moon

ALL-TIME STARTING QUARTERBACKS

Nov. 23	W	Indianapolis	Moon
Nov. 30	L	at Cleveland	Moon
Dec. 7	L	at San Diego	Luck
Dec. 14	W	Minnesota	Moon
Dec. 21	W	Buffalo	Moon

Moon (5-10), Luck (0-1)

1985 (5-11)

Date	W-L	Oppon.	Starter
Sept. 8	W	Miami	Moon
Sept. 15	L	at Washington	Moon
Sept. 22	L	at Pittsburgh	Moon
Sept. 29	L	Dallas	Moon
Oct. 6	L	at Denver	Moon
Oct. 13	L	Cleveland	Moon
Oct. 20	W	Cincinnati	Moon
Oct. 27	W	at St. Louis	Moon
Nov. 3	W	Kansas City	Moon
Nov. 10	L	at Buffalo	Moon
Nov. 17	L	Pittsburgh	Moon
Nov. 24	W	San Diego	Luck
Dec. 1	L	at Cincinnati	Luck
Dec. 8	L	N.Y. Giants	Moon
Dec. 15	L	at Cleveland	Moon
Dec. 22	L	at Indianapolis	Moon

Moon (4-10), Luck (1-1)

1984 (3-13)

Date	W-L	Oppon.	Starter
Sept. 2	L	L.A. Raiders	Moon
Sept. 9	L	Indianapolis	Moon
Sept. 16	L	at San Diego	Moon
Sept. 23	L	at Atlanta	Moon
Sept. 30	L	New Orleans	Moon
Oct. 7	L	at Cincinnati	Moon
Oct. 14	L	at Miami	Moon
Oct. 21	L	San Francisco	Moon
Oct. 28	L	Cincinnati	Moon
Nov. 4	L	at Pittsburgh	Moon
Nov. 11	W	at Kansas City	Moon
Nov. 18	W	N.Y. Jets	Moon
Nov. 25	L	at Cleveland	Moon
Dec. 2	W	Pittsburgh	Moon
Dec. 9	L	at L.A. Rams	Moon
Dec. 16	L	Cleveland	Moon

Moon (3-13)

1983 (2-14)

Date	W-L	Oppon.	Starter
Sept. 4	L	Green Bay	Manning
Sept. 11	L	at L.A. Raiders	Manning
Sept. 18	L	Pittsburgh	Manning
Sept. 25	L	at Buffalo	Nielsen
Oct. 2	L	at Pittsburgh	Nielsen
Oct. 9	L	Denver	Nielsen
Oct. 16	L	at Minnesota	Nielsen
Oct. 23	L	Kansas City	Nielsen
Oct. 30	L	at Cleveland	Nielsen
Nov. 6	L	Cincinnati	Nielsen
Nov. 13	W	Detroit	Luck
Nov. 20	L	at Cincinnati	Luck
Nov. 27	L	at Tampa Bay	Luck
Dec. 4	L	Miami	Luck
Dec. 11	W	Cleveland	Luck
Dec. 18	L	at Baltimore	Luck

Nielsen (0-7), Luck (2-4), Manning (0-3)

1982 (1-8)

Date	W-L	Oppon.	Starter
Sept. 12	L	at Cincinnati	Nielsen
Sept. 19	W	Seattle	Nielsen
Nov. 21	L	Pittsburgh	Nielsen
Nov. 28	L	at New England	Manning
Dec. 5	L	at N.Y. Giants	Manning
Dec. 13	L	Dallas	Manning
Dec. 19	L	at Philadelphia	Manning
Dec. 26	L	Cleveland	Manning
Jan. 2	L	Cincinnati	Nielsen

Nielsen (1-3), Manning (0-5)

1981 (7-9)

Date	W-L	Oppon.	Starter
Sept. 6	W	at L.A. Rams	Stabler
Sept. 13	W	at Cleveland	Stabler
Sept. 20	L	Miami	Stabler
Sept. 27	L	at N.Y. Jets	Stabler
Oct. 4	W	Cincinnati	Stabler
Oct. 11	W	Seattle	Stabler
Oct. 18	L	at New England	Stabler
Oct. 26	L	at Pittsburgh	Stabler
Nov. 1	L	at Cincinnati	Stabler
Nov. 8	W	Oakland	Reaves
Nov. 15	L	at Kansas City	Reaves
Nov. 22	L	New Orleans	Stabler
Nov. 29	L	Atlanta	Stabler
Dec. 3	W	Cleveland	Stabler
Dec. 13	L	at San Francisco	Nielsen
Dec. 20	W	Pittsburgh	Nielsen

Stabler (5-7), Reaves (1-1), Nielsen (1-1)

1980 (11-5)

Date	W-L	Oppon.	Starter
Sept. 7	L	at Pittsburgh	Stabler
Sept. 15	W	at Cleveland	Stabler
Sept. 21	W	Baltimore	Stabler
Sept. 28	W	at Cincinnati	Stabler
Oct. 5	L	Seattle	Stabler
Oct. 12	L	at Kansas City	Stabler
Oct. 19	W	Tampa Bay	Stabler
Oct. 26	W	Cincinnati	Stabler
Nov. 2	W	at Denver	Stabler
Nov. 10	W	New England	Stabler
Nov. 16	W	at Chicago	Stabler
Nov. 23	L	at N.Y. Jets	Stabler
Nov. 30	L	Cleveland	Stabler
Dec. 4	W	Pittsburgh	Stabler
Dec. 14	W	at Green Bay	Stabler
Dec. 21	W	Minnesota	Stabler

Wild Card

Dec. 28	L (P)	at Oakland	Stabler
---------	-------	------------	---------

Stabler (11-5, 0-1)

1979 (11-5)

Date	W-L	Oppon.	Starter
Sept. 2	W	at Washington	Pastorini
Sept. 9	L	at Pittsburgh	Pastorini
Sept. 16	W	Kansas City	Nielsen
Sept. 23	W	at Cincinnati	Pastorini
Sept. 30	W	Cleveland	Pastorini
Oct. 7	L	St. Louis	Pastorini

ALL-TIME STARTING QUARTERBACKS

Oct. 14	W	at Baltimore	Pastorini
Oct. 21	L	at Seattle	Pastorini
Oct. 28	W	N.Y. Jets	Pastorini
Nov. 5	W	at Miami	Pastorini
Nov. 11	W	Oakland	Pastorini
Nov. 18	W	Cincinnati	Pastorini
Nov. 22	W	at Dallas	Pastorini
Dec. 2	L	at Cleveland	Pastorini
Dec. 10	W	Pittsburgh	Pastorini
Dec. 16	L	Philadelphia	Pastorini

Wild Card

Dec. 23	W (P)	Denver	Pastorini
---------	-------	--------	-----------

Divisional

Dec. 29	W (P)	at San Diego	Nielsen
---------	-------	--------------	---------

AFC Champ.

Jan. 6	L (P)	at Pittsburgh	Pastorini
--------	-------	---------------	-----------

Pastorini (10-5, 1-1), Nielsen (1-0, 1-0)

1978 (10-6)

Date	W-L	Oppon.	Starter
Sept. 3	L	at Atlanta	Pastorini
Sept. 10	W	at Kansas City	Pastorini
Sept. 17	W	San Francisco	Pastorini
Sept. 24	L	L.A. Rams	Pastorini
Oct. 1	W	at Cleveland	Pastorini
Oct. 8	L	at Oakland	Pastorini
Oct. 15	W	Buffalo	Pastorini
Oct. 23	W	at Pittsburgh	Pastorini
Oct. 29	L	at Cincinnati	Pastorini
Nov. 5	W	Cleveland	Pastorini
Nov. 12	W	at New England	Pastorini
Nov. 20	W	Miami	Pastorini
Nov. 26	W	Cincinnati	Pastorini
Dec. 3	L	Pittsburgh	Pastorini
Dec. 10	W	at New Orleans	Pastorini
Dec. 17	L	San Diego	Pastorini

Wild Card

Dec. 24	W (P)	at Miami	Pastorini
---------	-------	----------	-----------

Divisional

Dec. 31	W (P)	at New England	Pastorini
---------	-------	----------------	-----------

AFC Champ.

Jan. 7	L (P)	at Pittsburgh	Pastorini
--------	-------	---------------	-----------

Pastorini (10-6, 2-1)

1977 (8-6)

Date	W-L	Oppon.	Starter
Sept. 18	W	N.Y. Jets	Pastorini
Sept. 25	W	at Green Bay	Pastorini
Oct. 2	L	at Miami	Pastorini
Oct. 9	W	Pittsburgh	Pastorini
Oct. 16	L	Cleveland	Hadl
Oct. 23	L	at Pittsburgh	Pastorini
Oct. 30	L	at Cincinnati	Hadl
Nov. 6	W	Chicago	Pastorini
Nov. 13	L	at Oakland	Pastorini
Nov. 20	W	at Seattle	Pastorini
Nov. 27	W	Kansas City	Pastorini
Dec. 4	L	Denver	Pastorini
Dec. 11	W	at Cleveland	Pastorini
Dec. 18	W	Cincinnati	Pastorini

Pastorini (8-4), Hadl (0-2)

1976 (5-9)

Date	W-L	Oppon.	Starter
Sept. 12	W	Tampa Bay	Pastorini

Sept. 19	W	at Buffalo	Pastorini
Sept. 26	L	Oakland	Pastorini
Oct. 3	W	at New Orleans	Pastorini
Oct. 10	W	Denver	Pastorini
Oct. 17	L	at San Diego	Pastorini
Oct. 24	L	Cincinnati	Pastorini
Nov. 1	L	at Baltimore	Pastorini
Nov. 7	L	Cleveland	Pastorini
Nov. 14	L	at Cincinnati	Hadl
Nov. 21	L	at Pittsburgh	Hadl
Nov. 28	W	Atlanta	Hadl
Dec. 5	L	at Cleveland	Hadl
Dec. 11	L	Pittsburgh	Pastorini

Pastorini (4-6), Hadl (1-3)

1975 (10-4)

Date	W-L	Oppon.	Starter
Sept. 21	W	at New England	Pastorini
Sept. 28	W	San Diego	Pastorini
Oct. 5	L	Cincinnati	Pastorini
Oct. 12	W	at Cleveland	Pastorini
Oct. 19	W	Washington	Pastorini
Oct. 26	W	Detroit	Pastorini
Nov. 2	W	at Kansas City	Pastorini
Nov. 9	L	at Pittsburgh	Pastorini
Nov. 16	W	Miami	Pastorini
Nov. 24	L	Pittsburgh	Pastorini
Nov. 30	L	at Cincinnati	Pastorini
Dec. 7	W	at San Francisco	Pastorini
Dec. 14	W	at Oakland	Pastorini
Dec. 21	W	Cleveland	Pastorini

Pastorini (10-4)

1974 (7-7)

Date	W-L	Oppon.	Starter
Sept. 15	W	San Diego	Dickey
Sept. 22	L	at Cleveland	Dickey
Sept. 29	L	Kansas City	Dickey
Oct. 6	L	Pittsburgh	Dickey
Oct. 13	L	at Minnesota	Pastorini
Oct. 20	L	St. Louis	Pastorini
Oct. 27	W	at Cincinnati	Pastorini
Nov. 3	W	at N.Y. Jets	Pastorini
Nov. 10	W	at Buffalo	Pastorini
Nov. 17	W	Cincinnati	Pastorini
Nov. 24	L	Dallas	Pastorini
Dec. 1	W	at Pittsburgh	Pastorini
Dec. 8	L	at Denver	Pastorini
Dec. 15	W	Cleveland	Pastorini

Pastorini (6-4), Dickey (1-3)

1973 (1-13)

Date	W-L	Oppon.	Starter
Sept. 16	L	at N.Y. Giants	Pastorini
Sept. 23	L	at Cincinnati	Pastorini
Sept. 30	L	Pittsburgh	Pastorini
Oct. 7	L	L.A. Rams	Pastorini
Oct. 14	L	Denver	Pastorini
Oct. 21	L	at Cleveland	Pastorini
Oct. 28	L	at Chicago	Pastorini
Nov. 4	W	at Baltimore	Dickey
Nov. 11	L	Cleveland	Dickey
Nov. 18	L	at Kansas City	Dickey
Nov. 25	L	New England	Dickey
Dec. 2	L	Oakland	Pastorini

ALL-TIME STARTING QUARTERBACKS

Dec. 9	L	at Pittsburgh	Pastorini
Dec. 16	L	Cincinnati	Pastorini

Pastorini (0-10), Dickey (1-3)

1972 (1-13)

Date	W-L	Oppon.	Starter
Sept. 17	L	at Denver	Pastorini
Sept. 24	L	at Miami	Pastorini
Oct. 1	W	N.Y. Jets	Pastorini
Oct. 9	L	Oakland	Pastorini
Oct. 15	L	at Pittsburgh	Pastorini
Oct. 22	L	Cleveland	Pastorini
Oct. 29	L	at Cincinnati	Pastorini
Nov. 5	L	at Cleveland	Pastorini
Nov. 12	L	Philadelphia	Pastorini
Nov. 19	L	Green Bay	Pastorini
Nov. 26	L	at San Diego	Pastorini
Dec. 3	L	at Atlanta	Pastorini
Dec. 10	L	Pittsburgh	Pastorini
Dec. 17	L	Cincinnati	Nix

Pastorini (1-12), Nix (0-1)

1971 (4-9-1)

Date	W-L	Oppon.	Starter
Sept. 19	L	at Cleveland	Johnson
Sept. 26	L	Kansas City	Johnson
Oct. 3	T	New Orleans	Dickey
Oct. 10	L	at Washington	Johnson
Oct. 17	L	Detroit	Pastorini
Oct. 24	L	at Pittsburgh	Pastorini
Oct. 31	W	Cincinnati	Pastorini
Nov. 7	L	at New England	Pastorini
Nov. 14	L	at Oakland	Dickey
Nov. 21	L	at Cincinnati	Pastorini
Nov. 28	L	Cleveland	Johnson
Dec. 5	W	Pittsburgh	Pastorini
Dec. 12	W	at Buffalo	Pastorini
Dec. 19	W	San Diego	Pastorini

Johnson (0-4), Pastorini (4-4), Dickey (0-1-1)

1970 (3-10-1)

Date	W-L	Oppon.	Starter
Sept. 20	W	at Pittsburgh	Johnson
Sept. 27	L	Miami	Johnson
Oct. 4	W	at Cincinnati	Johnson
Oct. 11	L	Baltimore	Johnson
Oct. 18	L	Pittsburgh	Johnson
Oct. 25	T	at San Diego	Hadl
Nov. 1	L	at St. Louis	Rhyme
Nov. 8	L	at Kansas City	Johnson
Nov. 15	L	San Francisco	Johnson
Nov. 22	L	at Cleveland	Johnson
Nov. 29	W	Denver	Johnson
Dec. 7	L	Cleveland	Johnson
Dec. 13	L	Cincinnati	Rhyme
Dec. 20	L	at Dallas	Rhyme

Johnson (3-7), Rhyme (0-3), Hadl (0-0-1)

1969 (6-6-2)

Date	W-L	Oppon.	Starter
Sept. 14	L	at Oakland	Beathard
Sept. 21	W	at Buffalo	Beathard
Sept. 28	W	Miami	Beathard
Oct. 5	W	Buffalo	Beathard
Oct. 12	L	at Kansas City	Beathard
Oct. 20	L	at N.Y. Jets	Beathard

Oct. 26	W	Denver	Beathard
Nov. 2	L	at Boston	Beathard
Nov. 9	T	Cincinnati	Trull
Nov. 16	T	at Denver	Trull
Nov. 23	W	at Miami	Beathard
Nov. 27	L	San Diego	Beathard
Dec. 6	L	N.Y. Jets	Trull
Dec. 14	W	Boston	Beathard

Playoff

Dec. 21	L (P)	at Oakland	Beathard
---------	-------	------------	----------

Beathard (6-5, 0-1), Trull (0-1-2)

1968 (7-7)

Date	W-L	Oppon.	Starter
Sept. 9	L	Kansas City	Beathard
Sept. 14	W	at Miami	Beathard
Sept. 21	L	at San Diego	Beathard
Sept. 29	L	Oakland	Beathard
Oct. 6	L	Miami	Davis
Oct. 13	W	at Boston	Davis
Oct. 20	L	N.Y. Jets	Davis
Oct. 27	W	at Buffalo	Trull
Nov. 3	W	at Cincinnati	Trull
Nov. 10	L	at N.Y. Jets	Trull
Nov. 17	W	Denver	Beathard
Nov. 28	L	at Kansas City	Beathard
Dec. 7	W	Buffalo	Beathard
Dec. 15	W	Boston	Trull

Beathard (3-4), Trull (3-1), Davis (1-2)

1967 (9-4-1)

Date	W-L	Oppon.	Starter
Sept. 9	L	Kansas City	Lee
Sept. 17	W	at Buffalo	Lee
Sept. 24	L	at San Diego	Lee
Oct. 1	W	Denver	Beathard
Oct. 15	T	at N.Y. Jets	Davis
Oct. 22	W	at Kansas City	Davis
Oct. 29	W	Buffalo	Beathard
Nov. 5	L	at Boston	Beathard
Nov. 12	W	at Denver	Beathard
Nov. 26	W	Boston	Beathard
Dec. 3	W	Miami	Beathard
Dec. 10	L	Oakland	Beathard
Dec. 16	W	San Diego	Beathard
Dec. 23	W	at Miami	Beathard

AFL Championship

Dec. 31	L (P)	at Oakland	Beathard
---------	-------	------------	----------

Beathard (7-2, 0-1), Lee (1-2), Davis (1-0-1)

1966 (3-11)

Date	W-L	Oppon.	Starter
Sept. 3	W	Denver	Blanda
Sept. 10	W	Oakland	Blanda
Sept. 18	L	at N.Y. Jets	Blanda
Sept. 25	L	at Buffalo	Blanda
Oct. 2	L	at Denver	Blanda
Oct. 16	W	N.Y. Jets	Blanda
Oct. 23	L	Miami	Blanda
Oct. 30	L	at Kansas City	Blanda
Nov. 6	L	at Oakland	Trull
Nov. 13	L	at Boston	Trull
Nov. 20	L	Buffalo	Trull
Dec. 4	L	San Diego	Trull
Dec. 11	L	Boston	Humphrey
Dec. 18	L	at Miami	Trull

ALL-TIME STARTING QUARTERBACKS

Blanda (3-5), Trull (0-5), Humphrey (0-1)

1965 (4-10)

Date	W-L	Oppon.	Starter
Sept. 12	W	N.Y. Jets	Blanda
Sept. 19	W	Boston	Blanda
Sept. 26	L	at Oakland	Blanda
Oct. 3	L	at San Diego	Blanda
Oct. 17	L	at Denver	Blanda
Oct. 24	W	Kansas City	Trull
Oct. 31	W	at Buffalo	Trull
Nov. 7	L	Oakland	Blanda
Nov. 14	L	Denver	Blanda
Nov. 21	L	at N.Y. Jets	Blanda
Nov. 28	L	at Kansas City	Blanda
Dec. 5	L	Buffalo	Blanda
Dec. 12	L	San Diego	Trull
Dec. 18	L	at Boston	Blanda

Blanda (2-9), Trull (2-1)

1964 (4-10)

Date	W-L	Oppon.	Starter
Sept. 12	L	at San Diego	Blanda
Sept. 19	W	Oakland	Blanda
Sept. 27	W	at Denver	Blanda
Oct. 4	L	at Kansas City	Blanda
Oct. 11	L	Buffalo	Blanda
Oct. 17	L	at N.Y. Jets	Blanda
Oct. 25	L	San Diego	Blanda
Nov. 1	L	at Buffalo	Blanda
Nov. 6	L	at Boston	Blanda
Nov. 15	L	at Oakland	Blanda
Nov. 22	L	Kansas City	Trull
Nov. 29	L	Boston	Blanda
Dec. 13	W	N.Y. Jets	Blanda
Dec. 20	W	Denver	Blanda

Blanda (4-9), Trull (0-1)

1963 (6-8)

Date	W-L	Oppon.	Starter
Sept. 7	L	Oakland	Blanda
Sept. 14	W	Denver	Blanda
Sept. 22	L	at N.Y. Jets	Blanda
Sept. 28	W	Buffalo	Blanda
Oct. 6	L	Kansas City	Blanda
Oct. 13	W	Denver	Blanda
Oct. 20	W	Buffalo	Blanda
Oct. 27	W	Kansas City	Blanda
Nov. 1	L	at Boston	Blanda
Nov. 10	W	N.Y. Jets	Blanda
Dec. 1	L	at San Diego	Blanda
Dec. 8	L	Boston	Blanda
Dec. 15	L	San Diego	Lee
Dec. 22	L	at Oakland	Blanda

Blanda (6-7), Lee (0-1)

1962 (11-3)

Date	W-L	Oppon.	Starter
Sept. 9	W	at Buffalo	Blanda
Sept. 16	L	at Boston	Blanda
Sept. 23	W	at San Diego	Blanda
Oct. 7	W	Buffalo	Blanda
Oct. 14	W	N.Y. Titans	Blanda
Oct. 21	L	at Denver	Blanda
Oct. 28	L	Dallas	Blanda

Nov. 4	W	at Dallas	Blanda
Nov. 11	W	at Oakland	Blanda
Nov. 18	W	Boston	Blanda
Nov. 25	W	San Diego	Blanda
Dec. 2	W	Denver	Blanda
Dec. 9	W	Oakland	Blanda
Dec. 15	W	at N.Y. Titans	Blanda
Dec. 23	L (P)	Dallas	Blanda

Blanda (11-3, 0-1)

1961 (10-3-1)

Date	W-L	Oppon.	Starter
Sept. 9	W	Oakland	Blanda
Sept. 24	L	at San Diego	Blanda
Oct. 1	L	at Dallas	Blanda
Oct. 8	L	Buffalo	Lee
Oct. 13	T	at Boston	Lee
Oct. 22	W	Dallas	Lee
Oct. 29	W	at Buffalo	Blanda
Nov. 5	W	at Denver	Blanda
Nov. 12	W	Boston	Blanda
Nov. 19	W	N.Y. Titans	Blanda
Nov. 26	W	Denver	Blanda
Dec. 3	W	San Diego	Blanda
Dec. 10	W	at N.Y. Titans	Blanda
Dec. 17	W	at Oakland	Blanda
Dec. 24	W (P)	at San Diego	Blanda

Blanda (9-2, 1-0), Lee (1-1-1)

1960 (10-4)

Date	W-L	Oppon.	Starter
Sept. 11	W	at Oakland	Blanda
Sept. 18	W	L.A. Chargers	Blanda
Sept. 25	L	Oakland	Blanda
Oct. 9	W	N.Y. Titans	Blanda
Oct. 16	W	Dallas	Blanda
Oct. 23	W	at N.Y. Titans	Blanda
Oct. 30	L	at Buffalo	Blanda
Nov. 6	W	at Denver	Blanda
Nov. 13	L	at L.A. Chargers	Blanda
Nov. 20	W	Denver	Lee
Nov. 25	W	at Boston	Lee
Dec. 4	L	at Dallas	Lee
Dec. 11	W	Buffalo	Blanda
Dec. 18	W	Boston	Blanda
Jan. 1	W (P)	L.A. Chargers	Blanda

Blanda (8-3, 1-0), Lee (2-1)

AFL ALL-PRO

- 1960** George Blanda, QB (Honorable Mention, UPI)
 Billy Cannon, RB (Second Team, UPI, OF)
 Mike Dukes, LB (First Team, UPI)
 Don Floyd, DE (Honorable Mention, UPI)
 Bill Groman, E (First Team, UPI, OF)
 Charles Hennigan, RB (Honorable Mention, UPI)
 Al Jamison, T (First Team, AP, Second Team OF)
 Mark Johnston, S (First Team, AP, Second Team, UPI, OF)
 Rich Michael, T (First Team, UPI, OF)
 Dennit Morris, LB (Second Team OF, Honorable Mention, UPI)
 Jim Norton, S (Honorable Mention, UPI)
 Hugh Pitts, LB (Honorable Mention, UPI)
 Dave Smith, (First Team, AP, UPI, OF)
 Julian Spence, CB (First Team, UPI)
 Orville Trask, DT (Second Team, UPI, OF)
 Fred Wallner, T (Honorable Mention, UPI)
- 1961** Tony Banfield, CB (First Team, AP, UPI, OF, SN, Second Team, NY)
 George Blanda, QB (First Team, AP, UPI, OF, SN, NY)
 Billy Cannon, HB (First Team, AP, UPI, OF, SN, NY)
 Don Floyd, DE (First Team, OF)
 Bill Groman, E (First Team, AP, SN, Second Team, UPI, NY)
 Charles Hennigan, E (First Team, AP, UPI, OF, SN, NY)
 Ed Husmann, DT (Second Team, UPI, NY)
 Al Jamison, T (First Team, AP, UPI, OF, SN, NY)
 Mark Johnston, S (First Team, NY)
 Jim Norton, S (Second Team, UPI, NY)
 Bob Schmidt, C (Second Team, OF)
 Bob Talamini, G (Second Team, OF, UPI)
 Charley Tolar, FB (Second Team, UPI, OF)
- 1962** Tony Banfield, CB, (First Team, AP, UPI, OF)
 George Blanda, QB (Second Team, AP, UPI)
 Doug Cline, OLB (Second Team, AP UPI)
 Don Floyd, DE (First Team, AP, UPI, OF)
 Charles Hennigan, E (First Team, AP, UPI, OF)
 Ed Husmann, DT (First Team AP, UPI)
 Al Jamison, T (First Team, AP, UPI)
 Jim Norton, S (First Team, UPI, Second Team, AP)
 Bob Schmidt, C (Second Team, AP, UPI)
 Bob Talamini, G (First Team UPI, OF)
 Charley Tolar, FB (Second Team, AP, UPI)
- 1963** Tony Banfield, CB (First Team, AP, UPI, OF, PF)
 George Blanda, QB (Second Team, AP, NY)
 Doug Cline, OLB (Second Team, AP, NY, UPI)
 Don Floyd, DE (Second Team, NY)
 Fred Glick, S (First Team, AP, UPI, OF, NEA, NY)
 Charles Hennigan, E (Second Team, NEA, NY, Honorable Mention, AP)
 Ed Husmann, DT (Second Team, UPI)
 Bobby Jancik, S (Second Team, NY, Honorable Mention, AP, UPI)
 Rich Michael, T (Honorable Mention, UPI)
 Bob Schmidt, C (Second Team, UPI, NEA)
 Bob Talamini, G (First Team, AP, OF, NEA, NY, Second Team, UPI)

LEGEND

AP -	Associated Press
CP -	College & Pro Football Newsweekly
DMN -	Dallas Morning News
DB -	Dick Butkus Football Network
DE -	Detroit News
DH -	Don Heinrich (Pro Football Scouts)
DP -	Diet Pepsi Rookie Rookie of the Year
DZ -	Paul Zimmerman (N.Y. Post, 1969 -78; Sports Ill., 1979-present)
FD -	Football Digest
FI -	NFL Films
FN -	Football News
FO -	Gordon Forbes, USA Today
FW -	Pro Football Weekly
FX -	Larry Fox, N.Y. Daily News
GN -	Gannett News Service
HF -	Pro Football Hall of Fame
JT -	Joe Theismann
NA -	The National
NBC -	NBC Sports.com
NEA -	Newspaper Enterprise Association
NY -	New York Daily News
OA -	Bob Oates, L.A. Times
OF -	Official AFL Team
PF -	Pro Football Digest
PK -	Peter King, Sports Illust.
RS -	Pamela Robbins Scott
SI -	Sports Illustrated
SN -	The Sporting News
TP -	Topps All-Pro Team
UPI -	United Press International
USA -	USA Today
WA -	Pro Football Writers of America

ALL-PRO SELECTIONS

- Hogan Wharton, G (Honorable Mention, AP)
- 1964** Sonny Bishop, T (Second Team, UPI)
Sid Blanks, T (Second Team, UPI)
Don Floyd, DE (Second Team, UPI)
Fred Glick, S (First Team, OF, Second Team, NEA)
Charles Hennigan, E (First Team, AP, UPI, NEA, OF, NY)
Pete Jaquess, CB (Second Team, AP)
Bob Talamini, G (First Team, NEA, OF, Second Team, AP, UPI, NY)
- 1965** Sonny Bishop, G (Second Team, NY)
Ode Burrell, RB (Second Team, NY)
Willie Frazier, TE (First Team, AP, UPI, OF, NEA, NY)
W.K. Hicks, CB (Second Team, AP, UPI, NY)
Bob Talamini, G (First Team, AP, UPI, OF, NY)
- 1966** Johnny Baker, OLB (Second Team, NEA)
George Blanda, K (Second Team, NY)
Walter Suggs, T (Second Team, UPI, NEA)
Bob Talamini, G (First Team, OF, Second Team, UPI, NEA, NY)
- 1967** Miller Farr, CB (First Team, AP, UPI, NEA, SN, FN, NY, DE)
Hoyle Granger, RB (Second Team, AP, UPI, NEA)
Pat Holmes, DE (First Team, AP, UPI, NEA, FN, DE, Second Team, SN, NY)
Bobby Maples, C (Second Team, AP, UPI, NY)
Jim Norton, S (First Team, FN, DE, Second Team, AP, UPI, NY)
Walter Suggs, T (First Team, SN, FN, Second Team, AP, UPI, NEA)
Bob Talamini, G (First Team, AP, UPI, NEA, SN, FN, DE)
George Webster, OL (First Team, AP, UPI, NEA, SN, FN, NY, DE)
- 1968** Miller Farr, CB (First Team, PF, AP, UPI, NEA, SN, FN, NY, FW)
Hoyle Granger, RB (Second Team, FN)
Ken Houston, S (Second Team, SN, NEA)
Alvin Reed, TE (First Team, SN, FN, NY, Second Team, AP, UPI)
Walter Suggs, T (First Team, SN, Second Team, AP, UPI, NEA, FN)
George Webster, OLB (First Team, PF, WA, AP, UPI, NEA, SN, FN, NY, FW)
- 1969** Elvin Bethea, DE (Second Team, UPI)
Sonny Bishop, G (Second Team, SN, Honorable Mention, UPI)
Garland Boyette, MLB (Honorable Mention, UPI)
Miller Farr, CB (First Team, SN, Second Team, AP, UPI, NEA, NY, SI)
Hoyle Granger, RB (Second Team, SI, Honorable Mention, UPI, PF)
Ken Houston, S (First Team, NY, SI, Second Team, AP, UPI, SN, FN)
Alvin Reed, TE (First Team, SN, Second Team, AP, UPI, NEA, NY, SI, PF)
Tom Regner, G (Honorable Mention, UPI)
George Webster, OLB (First Team, WA, AP, UPI, NEA, SN, NY, SI, PF, Second Team, HF, NEA)
Walter Suggs, T (Second Team, AP, UPI, NEA, NY)

NFL ALL-PRO

- 1970** Ken Houston, S (Second Team, NEA)
- 1971** Ken Houston, S (First Team, DZ, TP, FW, Second Team, WA, NEA, FN)
- 1972** Ken Houston, S (Second Team, WA, NEA)
- 1973** Elvin Bethea, DE (Second Team, NEA)
- 1975** Elvin Bethea, DE (First Team, FN, CP, Second Team, AP, NEA)
Robert Brazile, OLB (First Team, DZ)
Curley Culp, DT (First Team, AP, WA, NEA, NY, FW)
Billy Johnson, KR (First Team, FW, Second Team, FN)
- 1976** Robert Brazile, OLB (First Team, WA, FN, NY, Second Team, AP)
- 1977** Robert Brazile, OLB (First Team, NEA, Second Team, AP)
Ken Burrough, WR (Second Team, AP, NEA)
Curley Culp, DT (Second Team, NEA)
Billy Johnson, KR (First Team, AP, WA, TP, NY, FX, CP, RS, FW)

- 1978** Elvin Bethea, DE (Second Team, NEA)
 Robert Brazile, OLB (First Team, AP, WA, NEA, CP, FW)
 Earl Campbell, RB (First Team, AP, WA, NEA, CP, DZ, NY, FX, FW)
 Curley Culp, DT (Second Team, AP, NEA)
- 1979** Elvin Bethea, DE (Second Team, AP)
 Robert Brazile, OLB (First Team, AP, FW, NEA, WA)
 Earl Campbell, RB (First Team, AP, SN, FW, NEA, WA)
 Curly Culp, DT (Second Team, AP)
 Toni Fritsch, PK (First Team, AP, WA, NEA, DZ)
 Leon Gray, T (First Team, AP, WA, NEA, CP, FW)
 Vernon Perry, S (First Team, DZ)
 Mike Reinfeldt, S (First Team, AP, WA, NEA, CP, NY, FX, FW)
- 1980** Gregg Bingham, ILB (First Team, FX)
 Robert Brazile, OLB (First Team, WA, NEA, SN, CP, FD, FX, FW, Second Team, AP)
 Earl Campbell, RB (First Team, AP, WA, NEA, SN, CP, FD, DZ, NY, FX, FW)
 Leon Gray, T (First Team, AP, WA, SN, FD, FW, Second Team, NEA)
 Bob Young, G (First Team, FD)
- 1981** Gregg Bingham, ILB (Honorable Mention, DH)
 Robert Brazile, OLB (Second Team, AP, DH)
 Earl Campbell, RB (First Team, CP, Second Team, DH)
 Dave Casper, TE (Honorable Mention, DH)
 Vernon Perry, S (First Team, CP, Honorable Mention, DH)
- 1982** Earl Campbell, RB (Honorable Mention, DH)
 Dave Casper, TE (Honorable Mention, OA)
- 1983** Earl Campbell, RB (Honorable Mention, DH)
 Mike Munchak, G (Second Team, NEA)
- 1984** Mike Munchak, G (Second Team, NEA, DH)
- 1985** Bo Eason, S (Second Team, NEA)
 Bruce Matthews, T (Honorable Mention, DH)
 Mike Munchak, T (First Team, FD, Second Team, AP, NEA, DH)
- 1986** Bruce Matthews, T (Third Team, GN)
- 1987** Keith Bostic, S (First Team, NEA, FD, FI, Second Team, AP, DH)
 Ray Childress, DE (Honorable Mention, DH)
 Ernest Givins, WR (Honorable Mention, DH)
 Warren Moon, QB (Honorable Mention, DH)
 Mike Munchak, G (First Team, AP, WA, NEA, SN, FO, FD, TP, DH)
 Mike Rozier, RB (Honorable Mention, DH)
- 1988** Patrick Allen, CB (Honorable Mention, AP)
 Keith Bostic, S (Honorable Mention, AP)
 Ray Childress, DE (Second Team, AP, NEA, CP, FD, Honorable Mention, DH)
 Jeff Donaldson, S (Second Team, CP, Honorable Mention, AP, DH)
 Drew Hill, WR (First Team, DH, Honorable Mention, AP)
 Bruce Matthews, G (First Team, AP, WA, SN, FD, FO, DZ, DH, FW, Second Team, NEA, CP)
 Warren Moon, QB (Honorable Mention, DH)
 Mike Munchak, G (First Team, WA, NEA, FO, FW, Second Team, AP)
- 1989** Ray Childress, DE (Second Team, AP, Honorable Mention, DH)
 Bruce Matthews, G (First Team, AP, SN, DZ, FD, FI, FW, Second Team, NEA, CP)
 Greg Montgomery, P (First Team, NEA, Honorable Mention, DH)
 Warren Moon, QB (Honorable Mention, DH)
 Mike Munchak, G (First Team, NEA, FO, Second Team, AP)
 Eugene Seale, ST (First Team, FW)
- 1990** Ray Childress, DE (First Team, WA, CP, FO, DZ, SN, DH, Second Team, AP, NEA, NA, Honorable Mention, PK)
 Ernest Givins, WR (Second Team, AP, Honorable Mention, DH, PK)
 Drew Hill, WR (Honorable Mention, AP, DH)
 Haywood Jeffires, WR (Second Team, CP, NA, Honorable Mention, DH)

ALL-PRO SELECTIONS

- Richard Johnson, CB (Second Team, CP, Honorable Mention, AP)
Terry Kinard, S (Honorable Mention, AP)
Bruce Matthews, G (First Team, AP, WA, NEA, CP, FO, SN, FI, DH, FW, Second Team, PK)
Bubba McDowell, S (Honorable Mention, AP, DH)
Greg Montgomery, P (Honorable Mention, AP, DH)
Warren Moon, QB (First Team, SN, FI, Second Team, AP, DH, Honorable Mention, FD, PK)
Mike Munchak, G (Second Team, AP, DH)
- 1991** Ray Childress, DT (First Team, NEA, CP, FO, FD, FI, DH, Honorable Mention, AP)
Cris Dishman, CB (First Team, AP, FO, FD, FI, DH, FW, Second Team, CP)
William Fuller, DE (Honorable Mention, AP, DH)
Haywood Jeffires, WR (First Team, AP, WA, FD, FI, Second Team, NEA, CP, DH)
Bruce Matthews, C (First Team, NEA, FD, FI, FW, Second Team, AP, CP)
Bubba McDowell, S (Second Team, AP, CP, DH)
Warren Moon, QB (Honorable Mention, AP, DH)
Mike Munchak, G (First Team, AP, WA, FW, CP, FD, Second Team, NEA, Honorable Mention, DH)
Bo Orlando, S (Honorable Mention, AP)
Al Smith, MLB (First Team, WA, FW, Second Team, CP, DH, Honorable Mention, AP)
- 1992** Ray Childress, DT (First Team, AP, WA, NEA, CP, FO, DZ, FI, JT)
Cris Dishman, S (Honorable Mention, AP)
William Fuller, DE (Honorable Mention, AP, JT)
Ernest Givins, WR (Honorable Mention, JT)
Haywood Jeffires, WR (Honorable Mention, AP, JT)
Bruce Matthews, C (First Team, AP, WA, NEA, SN, FD, JT, Second Team, CP)
Bubba McDowell, S (First Team, JT, Honorable Mention, AP)
Greg Montgomery, P (Honorable Mention, AP, JT)
Mike Munchak, G (Second Team, AP, CP, JT)
Al Smith, MLB (First Team, AP, FD, Second Team, NEA, CP, FO, Honorable Mention, JT)
Lorenzo White, RB (Honorable Mention, AP, JT)
- 1993** Ray Childress, DT (First Team, FO, Second Team, AP, CP, FD, Honorable Mention, JT)
Al Del Greco, K (Second Team, FD, Honorable Mention, AP)
Cris Dishman, CB (Honorable Mention, AP, JT)
Sean Jones, DE (Honorable Mention, AP, JT)
Bruce Matthews, C (First Team, WA, SN, CP, FD, FI, Second Team, AP)
Greg Montgomery, P (First Team, AP, WA, SN, CP, FD, FI, Honorable Mention, JT)
Warren Moon, QB (Honorable Mention, AP, JT)
Mike Munchak, G (First Team, FD, FI, Second Team, AP, CP)
Bo Orlando, S (Honorable Mention, AP)
Marcus Robertson, S (First Team, AP, SN, JT, Second Team, CP)
Webster Slaughter, WR (Honorable Mention, AP)
Al Smith, MLB (Honorable Mention, AP)
- 1994** Rich Camarillo, P (Honorable Mention, AP)
Bruce Matthews, C (Honorable Mention, AP)
- 1995** Michael Barrow, MLB (First Team, DZ)
Blaine Bishop, S (First Team, DZ, Second Team, FD, Honorable Mention, AP)
Darryll Lewis, CB (First Team, FD, TJ, Honorable Mention, AP)
Bruce Matthews, G (Second Team, BM, Honorable Mention, AP)
Mark Stepnoski, C (Honorable Mention, AP)
- 1996** Blaine Bishop, S (Honorable Mention, AP)
Al Del Greco, K (Honorable Mention, AP)
Cris Dishman, CB (Honorable Mention, AP)
Mel Gray, KR (Honorable Mention, AP)
Bruce Matthews, G, (First Team, DB, Second Team, AP, FD)
John Henry Mills, ST (Second Team, FI)
Mark Stepnoski, C (Second Team, AP, FD)

- 1997** Blaine Bishop, S (Honorable Mention, AP)
 Brad Hopkins, T (First Team, DZ, Honorable Mention, AP)
 Bruce Matthews, G (Honorable Mention, AP)
 Marcus Robertson, S (First Team, DZ, Honorable Mention, AP)
- 1998** Craig Hentrich, P (First Team, AP, WA, CP, SN, FD, USA)
 Bruce Matthews, G (First Team, AP, WA, SN, USA, Second Team, FD)
 Frank Wycheck, TE (First Team, DZ, Second Team, CP, FD)
- 1999** Eddie George, RB (Second Team, AP, CP, FD)
 Jevon Kearse, DE (First Team, AP, DZ, CP, SN, FD, FW, WA)
 Bruce Matthews, G (First Team, AP, FD, FW, WA)
 Jon Runyan, T (Second Team, AP, FD)
- 2000** Blaine Bishop, S (First Team, FD, Second Team, AP)
 Keith Bulluck, ST (Second Team, FD)
 Eddie George, RB (First Team, AP, CP, FD, FW, WA)
 Jevon Kearse, DE (First Team, FO)
 Derrick Mason, KR (First Team, AP, CP, DZ, FO, FW, SN, WA, Second Team, FD)
 Bruce Matthews, G (First Team, AP, FW, SN, FD, WA)
 Samari Rolle, CB (First Team, AP, CP, FD, FW, SN, WA)
- 2001** Frank Wycheck, TE (Second Team, AP)
- 2002** Keith Bulluck, LB (Second Team, AP)
- 2003** Keith Bulluck, LB (First Team, AP, DZ, FW, WA, PK)
 Steve McNair, QB (Second Team, AP, FD, First Team, DZ)
 Craig Hentrich, P (First Team, PD)
- 2004** Keith Bulluck, LB (First Team, DZ)
- 2007** Albert Haynesworth, DT (First Team, AP, DZ, FW, WA)
 Rob Bironas, K (First Team, AP, SN, SI)
- 2008** Albert Haynesworth, DT (First Team, AP, SN, SI, NBC, DMN)
 Cortland Finnegan, CB (First Team, AP, SN, SI, NBC, DMN)
 Kevin Mawae, C (First Team, AP, NBC)
 Michael Roos, OT (First Team, AP, SN, SI, DMN)
 David Stewart, OT (Second Team, AP)
- 2009** Tony Brown, DT (SI)
 Chris Johnson, RB (First Team, AP, SN, SI, FW/WA)
 Michael Roos, OT (First Team, DMN, Second Team, AP)

ALL-AFC

- 1970** Elvin Bethea, DE (Honorable Mention, UPI)
 Glen Ray Hines, T (Honorable Mention, UPI)
 Ken Houston, S (First Team, FW, Second Team, UPI)
 Jerry LeVias, WR (Honorable Mention, UPI)
 Zeke Moore, CB (Honorable Mention, UPI)
 Ron Pritchard, OLB (Second Team, UPI)
 Alvin Reed, TE (First Team, UPI, FW)
 Walter Suggs, T (Honorable Mention, UPI)
- 1971** Elvin Bethea, DE (First Team, FW, Second Team, UPI)
 Ken Houston, S (First Team, UPI, SN, FW)
 Ron Pritchard, OLB (Second Team, UPI)
- 1972** Elvin Bethea, DE (First Team, SN, Second Team, UPI)
 Ken Houston, S (Second Team, UPI)
 Guy Murdock, C (All-Rookie)
 Mike Tilleman, DT (Honorable Mention, UPI)
- 1973** Gregg Bingham, LB (All-Rookie)
 Elvin Bethea, DE (Second Team, UPI)
 John Matuszak, DT (All-Rookie)
- 1974** Elvin Bethea, DE (First Team, FW, TP, Second Team, UPI)
 Gregg Bingham, MLB (Honorable Mention, UPI)
 Ken Burrough, WR (Honorable Mention, UPI)

ALL-PRO SELECTIONS

- 1975** Elvin Bethea, DE (First Team, NY)
Robert Brazile, OLB (Second Team, UPI, All-Rookie)
Curley Culp, DT (First Team, AP, UPI, SN, FW, NY, TP)
Billy Johnson, KR (First Team, FW, TP)
- 1976** Elvin Bethea, DE (Honorable Mention, UPI)
Robert Brazile, OLB (First Team, UPI, SN, FW, NY, TP, PB)
Curley Culp, DT (First Team, SN, FW, TP, PB, Second Team, UPI)
- 1977** Elvin Bethea, DE (Honorable Mention, UPI)
Robert Brazile, OLB (Second Team, UPI)
Ken Burrough, WR (Second Team, UPI)
Rob Carpenter, RB (All-Rookie)
Curley Culp, DT (First Team, FW, Honorable Mention, UPI)
Bill Currier, DB (All-Rookie)
Billy Johnson, KR (First Team, FW, NY)
George Reihner, G (All-Rookie)
- 1978** Elvin Bethea, DE (First Team, UPI, FW, NY, FX)
Robert Brazile, OLB (First Team, UPI, SN, FW, FX, TP)
Earl Campbell, RB (First Team, UPI, SN, FW, NY, FX, TP, All-Rookie)
Curley Culp, DT (Second Team, UPI)
Greg Sampson, T (Second Team, UPI)
- 1979** Jesse Baker, DE (All-Rookie)
Robert Brazile, OLB (First, UPI, SN, FW)
Earl Campbell, RB (First Team, UPI, SN, FW, NY, FX, TP)
Curley Culp, DT (Second Team, UPI)
Toni Fritsch, PK (First Team, UPI, SN, FW, NY, FX, TP)
Leon Gray, T (First Team, UPI, SN, FW)
Carl Mauck, C (Second Team, UPI)
Vernon Perry, S (All-Rookie)
Mike Reinfeldt, S (First Team, UPI, SN, FW, NY, FX, TP)
- 1980** Gregg Bingham, ILB (First Team, FX)
Robert Brazile, OLB (First Team, UPI, FW, NY, FX, TP, PB)
Earl Campbell, RB (First Team, UPI, FW, NY, FX, TP, PB)
Leon Gray, T (First Team, UPI, FW, TP)
Carl Mauck, C (First Team, FX, Honorable Mention, UPI)
Vernon Perry, S (Second Team, UPI)
Mike Reinfeldt, S (Second Team, UPI)
Carl Roaches, KR (All-Rookie)
Greg Stemrick, CB (Second Team, UPI)
- 1981** Robert Brazile, OLB (First Team, TP, Second Team, UPI)
Earl Campbell, RB (First Team, FX, NY, Second Team, UPI)
Leon Gray, T (Second Team, UPI)
Vernon Perry, S (First Team, FX)
Carl Roaches, KR (First Team, FW, TP)
- 1982** Robert Brazile, OLB (First Team, UPI)
- 1983** Steve Brown, CB (All-Rookie)
Bruce Matthews, T (All-Rookie)
Harvey Salem, T (All-Rookie)
Tim Smith, WR (First Team, FW)
Brian Sochia, DT (All-Rookie)
- 1984** Warren Moon (All-Rookie)
Mike Munchak, G (First Team, FW, Second Team, UPI)
Dean Steinkuhler, T (All-Rookie)
- 1985** Ray Childress, DE (All-Rookie, WA)
Mike Munchak, G (First Team, FN, Second Team, FN, UPI)
- 1986** Ray Childress, DE (First Team, FN)
Ernest Givins, WR (All-Rookie, FW, WA)
- 1987** Keith Bostic, S (First Team, UPI, FW)

- Mike Munchak, G (First Team, UPI, FW, FN)
 Mike Rozier, RB (Second Team, UPI)
- 1988** Ray Childress, DE (First Team, UPI, FW)
 Drew Hill, WR (Second Team, UPI)
 Bruce Matthews, G (First Team, UPI, FW, FN)
 Warren Moon, QB (Second Team, UPI)
 Mike Munchak, G (First Team, FW, Second Team, UPI)
 Eugene Seale, ST (First Team, FW)
- 1989** Ray Childress, DE (Second Team, UPI)
 John Grimsley, ILB (Second Team, UPI)
 Bruce Matthews, G (First Team, UPI, FW, FN)
 Bubba McDowell, CB (All-Rookie, FW, WA)
 Greg Montgomery, P (First Team, UPI, FW)
 Warren Moon, QB (First Team, UPI, FN)
 Mike Munchak, G (First Team, UPI, FW)
 Tony Zendejas, K (Second Team, UPI)
- 1990** Ray Childress, DT (First Team, FN, Second Team, UPI)
 Ernest Givins, WR (First Team, UPI)
 Drew Hill, WR (First Team, FN, Second Team, UPI)
 Bruce Matthews, G (First Team, UPI, FW, FN)
 Warren Moon, QB (First Team, UPI, FW, FN)
 Mike Munchak, G (First Team, FN, Second Team, UPI)
- 1991** Ray Childress, DT (First Team, UPI, FW)
 Cris Dishman, CB (First Team, UPI, FW, FN)
 John Flannery, G/C (All-Rookie, FW, WA)
 William Fuller, DE (First Team, UPI, FW, FN)
 Haywood Jeffires, WR (First Team, UPI, FW, FN)
 Bruce Matthews, C (First Team, FW)
 Mike Munchak, G (First Team, UPI, FW, FN)
 Al Smith, (First Team, UPI, FW, FN)
- 1992** Ray Childress, DT (First Team, FW)
 Haywood Jeffires, WR (First Team, UPI, FW, FN)
 Bruce Matthews, C (First Team, UPI, FW, FN)
 Greg Montgomery, P (First Team, UPI)
 Mike Munchak, G (First Team, UPI, FW, FN)
 Eddie Robinson, LB (All-Rookie, FW, WA)
 Al Smith, MLB (First Team, FW, FN)
- 1993** Ray Childress, DT (First Team, UPI, FW, FN)
 Brad Hopkins, T (All-Rookie, FW, WA)
 Bruce Matthews, C (First Team, UPI, FW, FN)
 Greg Montgomery, P (First Team, UPI, FW, FN)
 Mike Munchak, G (First Team, UPI, FW, FN)
- 1995** Blaine Bishop, S (First Team, UPI, FW, FN)
 Darryll Lewis, CB (First Team, FN, Second Team, UPI)
 Bruce Matthews, G (First Team, UPI, FW, FN)
 Marcus Robertson, S (First Team, UPI, FW)
 Chris Sanders, WR (All-Rookie, FW, WA)
 Gary Walker, DT (All-Rookie, FW, WA)
- 1996** Blaine Bishop, S (Second Team, UPI)
 Al Del Greco, K (Second Team, UPI)
 Eddie George, RB (Second Team, UPI, All-Rookie, FW, WA)
 Bruce Matthews, G (First Team, UPI, FW, FN)
 John Henry Mills, ST (First Team, FW)
 Mark Stepnoski, C (Second Team, UPI)
- 1997** Kenny Holmes, DE (All-Rookie, FW, WA)
 Bruce Matthews, G (First Team, FW, FN)
- 1998** Craig Hentrich, P (First Team, FW, FN)

ALL-PRO SELECTIONS

- Kevin Long, C (All-Rookie, FW, WA)
 Bruce Matthews, G (First Team, FW, FN)
- 1999** Eddie George, RB (First Team,FW)
 Jevon Kearse, DE (First Team,FW, FN, All-Rookie, FW, WA)
 Bruce Matthews, G (First Team, FW, FN)
 John Thornton, DT (All-Rookie, FW, WA)
- 2000** Blaine Bishop, S (First Team, FN)
 Eddie George, RB (First Team, FN, FW)
 Brad Hopkins, T (First Team, FW)
 Derrick Mason, KR (First Team, FN, FW), PR (First Team, FW)
 Bruce Matthews, G (First Team, FN, FW)
 Samari Rolle, CB (First Team, FW, FN)
- 2002** Jeff Fisher (Coach of the Year, FD)
 Steve McNair, QB (First Team, SI) (3rd in MVP voting, AP)
 Carlos Hall, DE (All-Rookie, FW, WA)
 Keith Bulluck, LB (First Team, FW, FD) (Second Team All-Pro, AP)
 Lance Schulters, S (First Team, FW)
 Kevin Carter, DE (Second Team, FD)
- 2003** Keith Bulluck, LB (First Team, FW)
 Craig Hentrich, P (First Team, FW)
- 2004** Jacob Bell, G (All-Rookie, FW, WA)
- 2005** Pacman Jones, CB/PR/KR (All-Rookie, CP, FW, WA)
- 2006** Vince Young, QB (All-Rookie, PF, WA)
- 2007** Kevin Mawae, C (First Team, PK)
- 2008** Cortland Finnegan, CB (First Team, WA)
 Chris Johnson, RB (First Team, WA)
 Kevin Mawae, C (First Team, WA)
- 2009** Chris Johnson, RB (First Team, WA)

ALL-TIME HONORS

(Year reflects season in which player was selected)		
1961	AFL ALL-STARTS	
	Tony Banfield, CB (1) George Blanda, QB (1) Billy Cannon, HB (1) Don Floyd, DE (1) Charles Hennigan, E (1) Ed Husmann, DT (1) Al Jamison, T (1) Mark Johnston, S (1) Bob McLeod, E (1) Dennit Morris, LB (1) Bob Schmidt, C (1) Charley Tolar, FB (1)	<p>1963 Tony Banfield, CB (3) George Blanda, QB (3) Fred Glick, S (2) Charles Hennigan, E (3) Ed Husmann, DT (3) Rich Michael, T (2) Jim Norton, S (2) Bob Schmidt, C (3) Bob Talamini, G (2)</p> <p>1964 Sid Blanks, RB (1) Don Floyd, DE (3) Fred Glick, S (3) Charles Hennigan, E (4) Pete Jaquess, CB (1) Bob Talamini, G (3) Ode Burrell, RB (2)</p> <p>1965 Willie Frazier, TE (1) Charles Hennigan, E (5) Bob Talamini, G (4)</p> <p>1966 Charles Frazier, E (1) W.K. Hicks, CB (1) Bob Talamini, G (5)</p> <p>1967 Woody Campbell, RB (1) Miller Farr, CB (1) Hoyle Granger, RB (1) Pat Holmes, DE (1) Jim Norton, S (3) Walter Suggs, T (1)</p>
1962	Tony Banfield, CB (2) George Blanda, QB (2) Willard Dewveall, E (1) Don Floyd, DE (2) Fred Glick, S (1) Charles Hennigan, E (2) Ed Husmann, DT (2) Al Jamison, T (2) Rich Michael, T (1) Jim Norton, S (1) Bob Schmidt, C (2) Bob Talamini, G (1) Charley Tolar, FB (2)	<p>1968 Bob Talamini, G (6) George Webster, LB (1) Sonny Bishop, G (1) Garland Boyette, MLB (1) Miller Farr, CB (2) Hoyle Granger, RB (2) Glen Ray Hines, T (1) Pat Holmes, DE (2) Bobby Maples, C (1) Alvin Reed, TE (1) Walter Suggs, T (2) George Webster, LB (2)</p> <p>1969 Jim Beirne, WR (1) Elvin Bethea, DE (1) Garland Boyette, MLB (2) Miller Farr, CB (3) Glen Ray Hines, T (2) Ken Houston, S (2) Jerry LeVias, WR (1) Zeke Moore, CB (1) Alvin Reed, TE (2) George Webster, LB (3)</p> <p>AFC PRO BOWL</p> <p>1970 Ken Houston, S (3) Zeke Moore, CB (2)</p> <p>1971 Elvin Bethea, DE (2) Ken Houston, S (4)</p>

ALL-TIME HONORS

1972 Elvin Bethea, DE (3)
 Ken Houston, S (5)
1973 Elvin Bethea, DE (4)
1974 Elvin Bethea, DE (5)
1975 Elvin Bethea, DE (6)
 Ken Burrough, WR (1)
 Curley Culp, DT (1)
 Billy Johnson, KR (1)
 Dan Pastorini, QB (1)
1976 Robert Brazile, OLB (1)
 Curley Culp, DT (2)
1977 Robert Brazile, OLB (2)
 Ken Burrough, WR (2)
 Curley Culp, DT (3)
 Billy Johnson, KR (2)
1978 Elvin Bethea, DE (7)
 Robert Brazile, OLB (3)
 Earl Campbell, RB (1)
 Curley Culp, DT (4)
1979 Elvin Bethea, DE (8)
 Robert Brazile, OLB (4)
 Earl Campbell, RB (2)
 Toni Fritsch, K (1)
 Leon Gray, T (1)
 Mike Reinfeldt, S (1)
1980 Robert Brazile, OLB (5)
 Dave Casper, TE (1)
 Earl Campbell, RB (3)
 Greg Stenrick, CB (1)
1981 Robert Brazile, OLB (6)
 Earl Campbell, RB (4)
 Leon Gray, T (2)
 Carl Roaches, KR (1)
1982 Robert Brazile, OLB (7)
1983 Earl Campbell, RB (5)
1984 Mike Munchak, G (1)
1985 Mike Munchak, G (2)
1987 Keith Bostic, S (1)
 Mike Munchak, G (3)
 Mike Rozier, RB (1)
1988 Keith Bostic, S (2)
 Ray Childress, DE (1)
 John Grimsley, ILB (1)
 Drew Hill, WR (1)
 Bruce Matthews, G (1)
 Warren Moon, QB (1)
 Mike Munchak, G (4)
 Mike Rozier, RB (2)
1989 Bruce Matthews, G (2)
 Warren Moon, QB (2)
 Mike Munchak, G (5)
1990 Ray Childress, DT (2)
 Ernest Givins, WR (1)
 Drew Hill, WR (2)
 Bruce Matthews, G (3)
 Warren Moon, QB (3)
 Mike Munchak, G (6)
1991 Ray Childress, DT (3)
 Cris Dishman, CB (1)
 William Fuller, DE (1)
 Haywood Jeffires, WR (1)
 Bruce Matthews, C (4)
 Warren Moon, QB (4)
 Mike Munchak, G (7)
 Al Smith, MLB (1)

1992 Ray Childress, DT (4)
 Curtis Duncan, WR (1)
 Ernest Givins, WR (2)
 Haywood Jeffires, WR (2)
 Bruce Matthews, C (5)
 Warren Moon, QB (5)
 Mike Munchak, G (8)
 Al Smith, MLB (2)
 Lorenzo White, RB (1)
1993 Ray Childress, DT (5)
 Haywood Jeffires, WR (3)
 Sean Jones, DE (1)
 Bruce Matthews, C (6)
 Greg Montgomery, P (1)
 Warren Moon, QB (6)
 Mike Munchak, G (9)
 Webster Slaughter, WR (2,1)
1994 Bruce Matthews, C (7)
1995 Blaine Bishop, S (1)
 Darryll Lewis, CB (1)
 Bruce Matthews, C (8)
 Mark Stepnoski, C (4, 1)
1996 Blaine Bishop, S (2)
 Bruce Matthews, G (9)
 John Henry Mills, ST (1)
 Mark Stepnoski, C (5, 2)
1997 Blaine Bishop, S (3)
 Eddie George, RB (1)
 Bruce Matthews, G (10)
1998 Eddie George, RB (2)
 Craig Hentrich, P (1)
 Bruce Matthews, G (11)
 Frank Wycheck, TE (1)
1999 Eddie George, RB (3)
 Jevon Kearse, DE (1)
 Frank Wycheck, TE (2)
 Bruce Matthews, G (12)
2000 Blaine Bishop, S (4)
 Eddie George, RB (4)
 Brad Hopkins, T (1)
 Jevon Kearse, DE (2)
 Derrick Mason, KR (1)
 Bruce Matthews, G (13)
 Steve McNair, QB (1)
 Samari Rolle, CB (1)
 Frank Wycheck, TE (3)
2001 Bruce Matthews, G (14)
 Jevon Kearse, DE (3)
2002 Kevin Carter, DE (2, 1)
2003 Steve McNair, QB (2)
 Keith Bulluck, LB (1)
 Brad Hopkins, OT (2)
 Craig Hentrich, P (2)
 Derrick Mason, WR (2)
2005 Steve McNair, QB (3)
 Kyle Vanden Bosch, DE (1)
2006 Vince Young, QB (1)
2007 Rob Bironas, K (1)
 Albert Haynesworth, DT (1)
 Kyle Vanden Bosch, DE (2)
2008 Cortland Finnegan, CB (1)
 Albert Haynesworth, DT (2)
 Kevin Mawae, C (7, 1)
 Chris Hope, S (1)
 Chris Johnson, RB (1)

Michael Roos, OT (1)
 Kerry Collins, QB (2, 1)
 Michael Griffin, S (1)
2009 Chris Johnson, RB (2)
 Kevin Mawae, C (8, 2)
 Kyle Vanden Bosch, DE (3)
 Vince Young, QB (2)

ASSOCIATED PRESS NFL MVP

1979 Earl Campbell, RB
2003 Steve McNair, QB

BERT BELL TROPHY

(NFL Most Valuable Player presented by Philadelphia Maxwell Club)
1979 Earl Campbell, RB

BERT BELL ROOKIE OF THE YEAR

(NFL Rookie Most Valuable Player presented by Philadelphia Maxwell Club)
1996 Eddie George, RB

AFL PLAYER OF THE YEAR

1961 George Blanda, QB (UPI, SN)
1967 George Blanda, QB (SN)

AFL DEF. ROOKIE OF THE YR

1967 George Webster, LB (SN)

NFL PLAYER OF THE YEAR

1978 Earl Campbell, RB (NEA, WA, FD, NY)
1979 Earl Campbell, RB (NEA, WA)
1980 Earl Campbell, RB (NEA, NY, CP)
2003 Steve McNair, QB (DZ)

NFL OFF. PLAYER OF THE YR

1978 Earl Campbell, RB (AP)
1979 Earl Campbell, RB (AP, FW)
1980 Earl Campbell, RB (AP)
1990 Warren Moon, QB (AP)
2009 Chris Johnson, RB (AP)

NFL DEF. PLAYER OF THE YR

1975 Curley Culp, DT (NEA)
1979 Jesse Baker, DT (FW)

NFL ROOKIE OF THE YEAR

1978 Earl Campbell, RB (AP)
1979 Jesse Baker, DT (FW)
1996 Eddie George, RB (SN, FW, SI)
2006 Vince Young, QB (SI, DP)

NFL OFF. ROOKIE OF THE YR

1978 Earl Campbell, RB (FW)
1996 Eddie George, RB (AP, FW, FD, CP)
2006 Vince Young, QB (AP, PF, WA)

NFL DEF. ROOKIE OF THE YR

1975 Robert Brazile, LB (AP)
1979 Jesse Baker, DT (FW)
1999 Jevon Kearse, DE (AP, FN, FW, CP, FD)

AFC PLAYER OF THE YEAR

1978 Earl Campbell, RB (SN, NY)

ALL-TIME HONORS

2000 Eddie George, RB (FN)

AFC OFF. PLAYER OF THE YR

1978 Earl Campbell, RB (UPI, KC)

1990 Warren Moon, QB (UPI)

AFC DEF. PLAYER OF THE YR

1975 Robert Brazile, LB (SN)

1979 Jesse Baker, DT (FW)

Mike Reinfeldt, S (KC)

DIET PEPSI ROOKIE OF THE YR

2006 Vince Young, QB

ED BLOCK COURAGE AWARD

(nominee from each NFL team for courage in battling injuries)

1984 Bob Hamm

1985 Pat Howell

1986 Dean Steinkuhler

1987 Kent Hill

1988 Alonzo Highsmith

1989 Doug Smith

1990 Mike Munchak

1991 Bubba McDowell

1992 Warren Moon

1993 Curtis Duncan

1994 Marcus Robertson

1995 Barron Wortham

1996 Blaine Bishop

1997 Bruce Matthews

1998 Steve Jackson

1999 Steve McNair

2000 Kenny Holmes

2001 Kevin Dyson

2002 Eddie George

2003 Kevin Carter

2004 Keith Bulluck

2005 Tank Williams

2006 Brandon Jones

2007 David Thornton

2008 Chris Hope

2009 Kevin Mawae

TITANS MAN OF THE YEAR

(nominee from each NFL team for Walter Payton NFL Man of the Year)

1996 Marcus Robertson

1997 Al Del Greco

1998 Al Del Greco

1999 Chris Sanders

2000 Kenny Holmes

2001 Jason Fisk

2002 Kevin Carter

2003 Kevin Carter

2004 Kevin Carter

2005 Steve McNair

2006 Keith Bulluck

2007 Keith Bulluck

2008 David Thornton

2009 Kyle Vanden Bosch

NFL PLAYER OF THE WEEK

1984 Larry Moriarty, RB, Week 11

(AFC Offensive)

1985 Steve Brown, CB, Week 1

(AFC Defensive)

Bo Eason, S, Week 12

(AFC Defensive)

1987 Eugene Seale, LB, Week 4

(AFC Defensive)

1988 Ray Childress, DT, Week 1

(AFC Defensive)

Allen Pinkett, RB, Week 4

(AFC Offensive)

Drew Hill, WR, Week 9

(AFC Offensive)

1989 Warren Moon, QB, Week 6

(AFC Offensive)

1990 Warren Moon, QB, Week 6

(AFC Offensive)

Johnny Meads, LB, Week 7

(AFC Defensive)

Warren Moon, QB, Week 11

(AFC Offensive)

Lorenzo White, RB, Week 12

(AFC Offensive)

Warren Moon, QB, Week 15

(AFC Offensive)

Cody Carlson, QB, Week 17

(AFC Offensive)

1991 Lamar Lathon, LB, Week 2

(AFC Defensive)

Ernest Givins, WR, Week 6

(AFC Offensive)

Haywood Jeffires, WR, Week 7

(AFC Offensive)

Warren Moon, QB, Week 12

(AFC Offensive)

Ray Childress, DT, Week 15

(AFC Defensive)

William Fuller, DE, Week 16

(AFC Defensive)

1992 Cody Carlson, QB, Week 13

(AFC Offensive)

Lorenzo White, RB, Week 16

(AFC Offensive)

Ray Childress, DT, Week 17

(AFC Defensive)

1993 Marcus Robertson, S, Week 2

(AFC Defensive)

Greg Montgomery, P, Week 7

(AFC Special Teams)

Warren Moon, QB, Week 8

(AFC Offensive)

Gary Brown, RB, Week 11

(AFC Offensive)

Marcus Robertson, S, Week 12

(AFC Defensive)

William Fuller, DE, Week 13

(AFC Defensive)

Steve Jackson, CB, Week 14

(AFC Defensive)

Gary Brown, RB, Week 16

(AFC Offensive)

Blaine Bishop, S, Week 17

(AFC Defensive)

Ray Childress, DT, Week 18

(AFC Defensive)

1995 Chris Chandler, QB, Week 4

(AFC Offensive)

John Henry Mills, LB, Week 4

(AFC Special Teams)

Cris Dishman, CB, Week 9

(AFC Defensive)

1996 Eddie George, RB, Week 2

(AFC Offensive)

Mel Gray, KR, Week 6

(AFC Defensive)

1997 Eddie George, RB, Week 1

(AFC Offensive)

M. Robertson, FS, Wk. 14

(AFC Defensive)

1998 Blaine Bishop, SS, Week 6

(AFC Defensive)

Mike Archie, RB, Week 7

(AFC Special Teams)

Eddie George, RB, Week 10

(AFC Offensive)

Craig Hentrich, P, Week 10

(AFC Special Teams)

1999 Al Del Greco, K, Div. playoff

(AFC Special Teams)

Steve McNair, QB, Week 8, 16,

AFC Champ.

(AFC Offensive)

Derrick Mason, WR/KR,

Week 12, AFC Champ.

(AFC Special Teams)

Eddie Robinson, LB, Week 14

(AFC Defensive)

Kevin Dyson, Frank Wycheck,

Wildcard Game

(AFC Special Teams)

2000 Derrick Mason, KR/PR, Week 4

(AFC Special Teams)

Randall Godfrey, LB, Week 8, 17

(AFC Defensive)

Samari Rolle, CB, Week 9

(AFC Defensive)

Al Del Greco, K, Week 14

(AFC Special Teams)

Eddie Robinson, LB, Week 14

(AFC Defensive)

Eddie George, RB, Week 16

(AFC Offensive)

2001 Joe Nedney, K, Week 5

(AFC Special Teams)

Joe Nedney, K, Week 6

(AFC Special Teams)

Steve McNair, QB, Week 8

(AFC Offensive)

Derrick Mason, WR, Week 10

(AFC Special Teams)

Steve McNair, QB, Week 12

(AFC Offensive)

2002 Carlos Hall, DE, Week 1

(AFC Defensive)

Steve McNair, QB, Week 9

(AFC Offensive)

Frank Wycheck, TE, AFC

Div. Playoff

(NFL Offensive)

2003 Craig Hentrich, P, Week 1

(AFC Special Teams)

Rocky Boiman, LB, Week 4

(AFC Defensive)
Jevon Kearse, DE, Week 7
(AFC Defensive)
Justin McCareins, WR, Week 12
(AFC Special Teams)
Craig Hentrich, P, Week 16
(AFC Special Teams)
Gary Anderson, K, Week 17
(AFC Special Teams)
Gary Anderson, K, AFC Wild Card
(AFC Special Teams)
2004 Chris Brown, RB, Week 5
(AFC Offensive)
2005 Pacman Jones, CB, Week 14
(AFC Special Teams)
2006 Vince Young, QB, Week 16
(AFC Offensive)
Casey Cramer, TE, Week 6
(AFC Special Teams)
Rob Bironas, K, Week 13
(AFC Special Teams)
2007 Chris Brown, RB, Week 1
(AFC Offensive)
Keith Bulluck, LB, Week 3
(AFC Defensive)
Kyle Vanden Bosch, DE, Week 16
(AFC Defensive)
Rob Bironas, K, Week 7
(AFC Special Teams)
Rob Bironas, K, Week 17
(AFC Special Teams)
2008 Cortland Finnegan, Week 1
(AFC Defensive)
Keith Bulluck, LB, Week 2
(AFC Special Teams)
Craig Hentrich, P, Week 10
(AFC Special Teams)
Chris Hope, S, Week 8)
(AFC Defensive)
2009 Chris Johnson, RB, Week 8
(AFC Offensive)
Vince Young, QB, Week 12
(AFC Offensive)
Keith Bulluck, LB, Week 14
(AFC Defensive)

**NFL.COM ALL-HEART
 PLAYER OF THE WEEK**
2000 Eddie George, RB, Week 6
Bruce Matthews, G, Week 7

NFL PLAYER OF THE MONTH
1988 Drew Hill, WR, September
(AFC Offensive)
1990 Warren Moon, QB, November
(AFC Offensive)
1991 Cris Dishman, CB, October
(AFC Defensive)
1992 Lorenzo White, RB, December
(AFC Offensive)
1993 Gary Brown, RB, November
(AFC Offensive)
Al Del Greco, K, November
(AFC Special Teams)

Cris Dishman, CB, December
(AFC Defensive)
1996 Al Del Greco, K, October
(AFC Special Teams)
1998 Craig Hentrich, P, November
(AFC Special Teams)
1999 Jevon Kearse, DE, December
(AFC Defensive)
2000 Derrick Mason, KR/PR, October
(AFC Special Teams)
2002 Steve McNair, QB, December
(AFC Offensive)
2003 Steve McNair, QB, October
(AFC Offensive)
2007 Rob Bironas, K, October
(AFC Special Teams)
2008 Albert Haynesworth, DT, Sept.
(AFC Defensive)
2009 Chris Johnson, RB, November
(AFC Offensive)

FEDEX GROUND PLAYER OF THE WEEK

2004 Chris Brown, RB, Week 5
2007 Chris Brown, RB, Week 1
2009 Chris Johnson, RB, Week 8
 Chris Johnson, RB, Week 12

FEDEX GROUND PLAYER OF THE YEAR

2009 Chris Johnson, RB

NFL ROOKIE OF THE MONTH

1996 Eddie George, RB, Sept.
1999 Jevon Kearse, DE, Sept., Nov., Dec.
2008 Chris Johnson, RB, Sept.

AFC OFFENSIVE ROOKIE OF THE YEAR

1996 Eddie George, RB (PF, FD, CP)
2006 Vince Young, QB (AP, PF, WA)

AFC DEFENSIVE ROOKIE OF THE YEAR

1999 Jevon Kearse, DE
 (AP,PF,W,FN,CPFW)

AFL ALL-ROOKIE

1967 George Webster, LB

NFL ALL-ROOKIE

1972 Guy Murdock, C
1973 Gregg Bingham, LB
 John Matuszak, DT
1975 Robert Brazile, LB
1977 Rob Carpenter, RB
 Bill Currier, DB
 George Reihner, G
1978 Earl Campbell, RB
1979 Jesse Baker, DT
 Vernon Perry, S
1980 Carl Roaches, KR
1983 Steve Brown, CB
 Bruce Matthews, T
 Harvey Salem, T

Brian Sochia, DT
1984 Warren Moon, QB
 Dean Steinkuhler, T
1985 Ray Childress, DT
1986 Ernest Givins, WR
1989 Bubba McDowell, S
1991 John Flannery, C
1992 Eddie Robinson, LB
1993 Brad Hopkins, T
1995 Chris Sanders, WR
 Gary Walker, DT
1996 Eddie George, RB
1997 Kenny Holmes, DE
1998 Kevin Long, C
1999 Jevon Kearse, DE
 John Thornton, DT
2002 Carlos Hall, DE
2004 Jacob Bell, G
2005 Pacman Jones, CB/PR/KR
2006 Vince Young, QB
2008 Chris Johnson, RB

**PRO BOWL
 PLAYER OF THE GAME**

1976 Billy Johnson, PR

NFL 75th ANNIVERSARY TEAM

Ken Houston, S
 Billy Johnson, PR

NFL ALL-DECADE TEAM

1970s Ken Houston, S
1980s Billy Johnson, PR
2000s Kevin Mawae, C

NFL ALUMNI

1999 Jevon Kearse, DE
 (Pass Rusher of the Year)
2000 Bruce Matthews, G
 (Offensive Lineman of the Year)



Quarterback/Kicker

GEORGE Blanda



16

Height6'2" NFL seasons26
 Weight.....215 lbs. With Oilers7
 Born.....9.27.27 Years With Oilers1960-66
 CollegeKentucky Career GP.....340
 Hometown.....Youngwood, Pa. Hall of Fame Induction ..1981

George Blanda, who came out of retirement with the emergence of the American Football League in 1960, was the offensive catalyst for the explosive Oiler squads of the early 1960s. He played quarterback and handled the placekicking chores in Columbia blue for seven of his NFL-record 26 seasons in the league. Blanda was the team's leading passer and scorer in each of those seven seasons and still owns franchise records for most extra points (299), most touchdown passes in a season

(36) and most touchdown passes in a game (7). He is also second in points scored with 596. The 36 scoring tosses stood as an NFL record for an astounding 23 years. Blanda's NFL career records included most games (340), most points (2,002) and most extra points (943). He also passed for 236 touchdowns. But, perhaps most importantly to Oilers fans, Blanda captained the Oilers to two consecutive AFL titles in 1960 and 1961, earning



AFL Player of the Year honors in 1961. Blanda's career was divided into three distinct parts, 10 years with the Chicago Bears, seven seasons with the Houston Oilers and nine years with the Oakland Raiders. In 1970, he became the oldest quarterback to play in a title game. He was just a month shy of his 49th birthday when he retired before the 1976 season.

BLANDA'S CAREER STATISTICS

Year	Team	Passing							Rushing			
		G	Att.	Com.	Yds.	TD	INT	Rating	No.	Yds.	Avg.	TD
1949-58	Chicago	116	988	445	5,936	48	70	51.3	91	312	3.4	5
1960-66	Houston	98	2,784	1,347	19,149	165	189	73.8	41	28	-0.6	4
1967-75	Oakland	126	235	119	1,835	23	18	69.4	3	4	1.3	0
Totals		340	4,007	1,911	26,920	236	277	60.6	135	344	2.5	9

Year	Team	G	Kicking			PATs	Pts
			FGs	FGA	Pct.		
1949-58	Chicago	116	82	201	40.8	247	541
1960-66	Houston	98	91	187	48.6	301	598
1967-75	Oakland	126	162	249	65.1	395	863
Totals		340	335	637	52.6	943	2,002




Safety
KEN Houston



Height6'3" NFL seasons14
 Weight.....197 lbs. With Oilers6
 Born.....11.12.44 Years With Oilers1967-72
 CollegePrairie View A&M Career GP.....196
 Hometown.....Lufkin, Texas Hall of Fame Induction ..1986

Considered one of the best safeties in football history, Ken Houston picked off 49 passes (898 yards), recovered 21 fumbles and scored 12 touchdowns over his 14-season NFL career, earning Pro Bowl honors 12 consecutive times (1968-69 AFL, 1970-79 NFL). Houston returned an NFL-record nine interceptions for a touchdown in his six seasons as an Oiler. Four of those scores came in 1971, tying an NFL record. He returned two in one game against San Diego in the 1971 season finale, which also ties an NFL mark. His other three touchdowns came on a punt return, a fumble return and a

blocked field goal return. Houston also holds the Oilers record for most career interception return yards with 650. With a long, fluid stride, Houston had excellent speed and quickness. His 6-3, 197-pound frame made him an ideal pass defender. Yet his lean, muscular body helped him to become a punishing tackler. Originally a ninth-round draft choice out of Prairie View A&M, Houston earned a starter's role by the third game of his rookie season. Two weeks later in a game against the New York Jets, he scored



two touchdowns, one on a 71-yard blocked field goal attempt, and the other on a 43-yard interception return. After excelling for six years with the Oilers, Ken was traded to the Redskins for five veteran players in 1973. The Redskins once referred to Houston as "pro football's most underrated superstar," but his capabilities were widely recognized. He won all-

league acclaim with the Oilers in 1969 and 1971, and then was either All-Pro or All-NFC with the Redskins every year from 1973 to 1979. He was selected for either the AFL All-Star game or the AFC-NFC Pro Bowl 12 straight seasons from 1968 through 1979. He played in 183 consecutive games before suffering a broken arm against the New York Giants Nov. 25, 1979.

HOUSTON'S CAREER STATISTICS

Year	Team	G	INT	Yds	Avg.	TD	FR	TD
1967-72	Houston	84	25	650	26.0	9	11	1
1973-80	Washington	112	24	248	10.3	0	10	0
Totals		196	49	898	18.3	9	21	1

Additional Career Statistics: Punt Returns: 51-333, 1 TD; Kickoff Returns: 3-80



Running Back
EARL Campbell




34

Height5'11" NFL seasons8
 Weight.....232 lbs. With Oilers7
 Born.....3.29.55 Years With Oilers1978-84
 CollegeTexas Career GP.....115
 HometownTyler, Texas Hall of Fame Induction ..1991

Earl Campbell, a 5-11, 232-pound ball-carrying dynamo from the University of Texas, joined the Houston Oilers as the first player taken in the 1978 National Football League Draft. The first player to earn All-Southwest Conference honors four years, Campbell was a consensus All-America and the Heisman Trophy winner in 1977. Campbell took the NFL by storm from the outset. In 1978, he was named the NFL's Most Valuable Player, All-Pro, and Rookie of the Year. He won the league rushing championship with a club-record 1,450 yards and was named to the AFC Pro Bowl squad. It was more of the same the next two years with NFL rushing titles, MVP honors, and consensus All-Pro acclaim each season. He followed his rookie campaign with 1,697 yards in 1979, but his finest year came in 1980 when he rushed for 1,934

yards, which at the time was second only to O. J. Simpson's 2,003 yards gained in 1973. That year, Campbell gained over 200 yards in four games. In 1981, he won his fourth straight AFC rushing title with 1,376 yards. A sensational runner, Campbell was picked for the Pro Bowl five of his first six NFL seasons (1978-81, 1983). In his eight-year career, which finished in New Orleans, Campbell rushed 2,187 times for 9,407 yards, and 74 touchdowns, retiring as the NFL's seventh all-time leading rusher. He also gained 806 yards on 121 receptions to bring his career combined net yards total to 10,213. He set Oilers records for most career yards (8,574), most career attempts (1,979), most touchdown runs (73) and most consecutive games with a rushing touchdown (5). His most famous performance came in a Monday night game against Miami in his rookie season. That night, he rushed for 199 yards and four touchdowns to lead the Oilers to a spectacular 35-30 victory. In spite of the constant pounding he




took from opposing defenders, Earl missed only six games out of 115 because of injuries. Midway into his seventh season, he was traded by the Oilers to the New Orleans Saints for a first-round draft pick. He played a season and a half with the Saints before retiring after the 1985 campaign. Campbell is one of just four people officially designated a Texas Legend by the Texas State Legislature. The others are Davy Crockett, Sam Houston and Stephen F. Austin. Campbell was the only designee of the 20th century.

CAMPBELL'S CAREER STATISTICS

Years	Team	Rushing					Receiving				
		G	Att.	Yds.	Avg.	TD	Rec.	Yds.	Avg.	LG	TD
1978-84	Houston	91	1,979	8,574	4.3	73	115	718	6.2	66	0
1984-85	N.O.	24	208	833	4.0	1	6	88	14.7	39	0
Totals		115	2,187	9,407	4.3	74	121	806	6.7	66	0

Additional Career Statistics: Passing: 3-1-57, 1 TD, 1 INT



Wide Receiver

CHARLIE Joiner




Height5'11" NFL seasons18
 Weight.....188 lbs. With Oilers4
 Born.....10.14.47 Years With Oilers1969-72
 College.....Grambling Career GP.....239
 HometownMany, La. Hall of Fame Induction ..1996

Charlie Joiner played 18 seasons in the NFL, including his first four with the Houston Oilers. One of the league's most prolific receivers, he amassed 750 career receptions for 12,146 yards and 65 touchdowns, ranking as the league's leading receiver of all-time when he retired at the age of 39 in 1986. His 18 seasons played were longer than any other wide receiver in history at the time of his retirement. The Oilers originally targeted Joiner for the defensive backfield when they picked the 5-11, 180-pounder from Grambling in the fourth round of the 1969 AFL-NFL Draft. Joiner played briefly on defense and the kickoff return team but soon became established as a premier pass catcher. Joiner caught 82 of his 750 career passes as an Oiler, totaling 1,480 yards and 12 touchdowns. He paced

the squad with 681 yards and seven touchdown grabs in 1971. In his fourth season in 1972, Houston sent him to the Cincinnati Bengals in a four-player swap. Four years later in 1976, he was traded to San Diego. With the Chargers, Joiner blossomed into superstardom. He and quarterback Dan Fouts formed a lethal pass-catch team that accounted for the preponderance of his 586 receptions as a Charger. During his 11 years in San Diego, Joiner caught 50 or more passes seven times and had 70 or more receptions three seasons. Injuries cut into his playing time at the beginning, but in a 193-game span over his final 13 seasons, Joiner missed only one game. He was an All-NFL pick in 1980 and a Pro Bowl choice three times. In the 1980 AFC title game, he led the Chargers with six receptions for 130 yards and two touchdowns. Blessed with excellent speed and



tantalizing moves, Joiner averaged 16.2 yards per catch and accounted for 12,146 yards and 65 touchdowns. When he was inducted into the Pro Football Hall of Fame in 1996, Joiner ranked fifth in receptions and sixth in receiving yardage on the NFL's all-time list. Joiner was once described by San Francisco 49ers coaching great Bill Walsh as "the most intelligent, the smartest, the most calculating receiver the game has ever known."



JOINER'S CAREER STATISTICS

Years	Team	Receiving			Avg.	TD
		G	Rec.	Yds.		
1969-72	Houston	48	106	1919	18.1	14
1972-75	Cincinnati	39	82	1463	17.8	6
1976-86	San Diego	152	562	8764	15.6	45
Totals		239	750	12,146	16.2	65

Additional Career Statistics: Passing 1-0;
 Rushing 8-22; Kickoff Returns 10-94



Guard
MIKE Munchak



Height	6'3"	NFL seasons	12
Weight.....	281 lbs.	With Oilers	12
Born.....	3.5.60	Years With Oilers	1982-93
College	Penn State	Career GP.....	159
Hometown	Scranton, Pa.	Hall of Fame Induction ..	2001

Mike Munchak was the eighth player overall and the first offensive lineman chosen in the 1982 National Football League draft. Selected by the Oilers, the former Penn State standout was an immediate success with the Houston club, earning the starting left guard spot in his first training camp. The 6-3, 281-pound lineman wasted little time establishing himself as one of the premier guards in the NFL. In 1984, in just his third year in the league, he was named to the first of seven All-AFC teams. That same year he received the first of nine Pro Bowl invitations. Not coincidentally, the Oilers' on-the-field successes increased as Munchak's development and experience increased. From their dismal 1-8 record in the strike-shortened 1982

season, the Oilers improved nearly every year that Munchak played. Along the way, the team advanced to the playoffs seven consecutive years (1987-1993) and captured the 1991 and 1993 AFC Central Divisional crowns. Munchak was a devastating blocker and considered the key to an offensive line that kept the Oilers at or near the top of the NFL's offensive statistical categories. In 1988 he led the Oilers' offensive line that gave up just 24 quarterback sacks which was third in the NFL. It was also the fewest sacks allowed by the team in 10 seasons.



The following season the offensive line held opponents to no sacks in six games. In 1991, the Oilers offensive line finished second in the AFC and fourth in the NFL in the fewest quarterback sacks allowed. Behind the Munchak-led line, Houston led the NFL in total offense in 1990 and passing offense in 1990 and 1991. The Oilers finished second in points scored in 1990 and second in total offense in 1991. Equally effective as a run blocker,

Munchak led the Oilers offensive charge in 1993 as the team finished fourth in the NFL in both average gain per rushing play (4.4) and average gain per offensive play (5.3). Although he suffered from chronic knee problems, Munchak played in 159 regular season games. His 12 seasons with the Oilers tied him for second longest in the franchise's history at the time of his retirement. He became the first player inducted into the Hall of Fame who played his entire career with the Oilers. Long-time teammate Bruce Matthews presented Munchak for induction.

MUNCHAK'S CAREER STATISTICS

Years: 1982-93; Team: Houston Oilers; Games Played: 159; Additional Statistics: 1 TD (fumble recovery)



Defensive End
ELVIN Bethea



Height6'2" NFL seasons16
 Weight.....260 lbs. With Oilers16
 Born.....3.1.46 Years With Oilers1968-83
 College.....North Carolina A&T Career GP.....210
 HometownTrenton, N.J. Hall of Fame Induction ..2003

Defensive end Elvin Bethea, an eight-time Pro Bowl selection who played in 210 games during his outstanding career with the Houston Oilers, was named to the five-man class of the 2003 Pro Football Hall of Fame that included running back Marcus Allen, guard Joe DeLamielleure, wide receiver James Lofton, and coach Hank Stram. A third-round draft pick in 1968 (77th player overall) Bethea played in 210 games over 16 seasons, never missing a game until breaking his arm on Nov. 13, 1977. He was considered a "steal" in a draft class that produced three future Hall of

Fame players in Larry Csonka, Art Shell, and Ron Yary. When he retired, he held three team records relating to career service: most seasons (16), most career regular season games played (210), and most consecutive regular season games played (135). Having led the team in sacks in six seasons, Bethea's unofficial 105-career sack total still ranks first in franchise history, including his team-best 17 sacks in 1973. He recorded four sacks and a fumble recovery in his best single game performance vs. San Diego in 1976. He played in eight playoff games and posted 691 career tackles. Bethea also played in eight Pro Bowls (1970, 1972-1976, 1979, 1980) and earned All-Pro second-team honors in 1973, 1975, 1978, and 1979. More than just a pass rusher, Bethea was also effective against the run. Even though 1974 was the first year such statistics were compiled by the Oilers, his 691-career tackles, are still among the best in franchise history, even excluding the first six years of his career. "When people ask me who the best guy I ever played against was I




always tell them Elvin Bethea and Lyle Alzado because both of them were complete ballplayers," said Art Shell, Hall of Fame member of the Oakland Raiders. "Elvin was one of the quickest guys I've ever been around. We always had to double-team him. There were times when I was supposed to block him when he would get by me so quick. And then Gene Upshaw was supposed to pick him up and he also got by him so quick that we would get back to the huddle and Upshaw would say, 'did you see that?' and I'd say, 'yeah, I saw that. He just beat the heck out of me too!' Elvin was just a great player."

BETHEA'S CAREER STATISTICS

Years	Team	GP	Tackles	Sacks	FR	INT	Yds	TD
1968-83	Houston	210	691	105	16	0	0	1
Totals		210	691	105	16	0	0	1

Additional Career Statistics: Safeties 2, Fumble Return for TD 1



Quarterback
WARREN Moon



Height6'3" NFL seasons17
 Weight.....212 lbs. With Oilers10
 Born.....11.18.56 Years With Oilers ..1984-1993
 CollegeWashington Career GP.....208
 Hometown Los Angeles, Calif. Hall of Fame Induction ..2006

Warren Moon, the fourth leading passer in NFL history, was inducted into the 2006 class of the Pro Football Hall of Fame. Moon played 10 years (1984-93) with the Oilers/Titans organization and holds the franchise records for passing yards (33,685) and touchdowns (196), while leading the Oilers to seven consecutive playoff appearances from 1987-93. During a 17-year NFL career, Moon played for the Houston Oilers, Minnesota Vikings, Seattle Seahawks and Kansas City Chiefs and amassed 49,325 passing yards, 291 touchdowns and 102 wins. He earned nine Pro Bowl invitations (tied for the most by a quarterback with John Elway and Dan Marino), posted nine 3,000 yard seasons, 49 300-yard games and led his team to nine playoff appearances. His eight consecutive playoff berths matched a feat accomplished by Terry Bradshaw and Joe Montana. At the time of his retirement, he held the single-season passing yardage record for three different

franchises: Oilers (4,367 in 1991), Vikings (4,364 in 1994) and Seahawks (3,678 in 1997). Moon tallied many accomplishments during his Oiler career. His finest season came in 1990, throwing for 4,689 yards (363 for 584) and 33 touchdowns in only 15 games. He earned AP NFL Offensive Player of the Year for his efforts and his third of nine Pro Bowl invitations. Against Kansas City in 1990, Moon threw for 527 yards, which ranks as the second highest single-game total in NFL history (Norm Van Brocklin, 554 yards in 1951). In 1991, he surpassed the previous season's yardage total with 4,690 yards and became just the third player (Marino, Fouts) in NFL history to produce consecutive 4,000 yard passing seasons. Moon joined the Oilers and the NFL in 1984, after six seasons in the Canadian Football League, where he led his team to five Grey Cups (League Champions). In the CFL, Moon threw for 21,228 yards



and 144 touchdowns. Moon was driven to play in the CFL after drawing little interest from the NFL as a starting quarterback following his senior season at the University of Washington. Moon became the first African-American quarterback to be inducted into the Pro Football Hall of Fame and his legacy as a minority quarterback cannot be underestimated. At the time of his arrival in the NFL only two black quarterbacks had been significant starters for their NFL teams (Shack Harris, Rams; Doug Williams, Tampa Bay).

MOON'S CAREER STATISTICS

Year	Team	G	Passing						Rushing			
			Att.	Com.	Yds.	TD	INT	Rating	No.	Yds.	Avg.	TD
1978-83	Edmonton	96	2,382	1,369	21,228	144	77	93.8	330	1,700	5.2	16
1984-1993	Houston	141	4,546	2,632	33,685	196	166	80.3	439	1,461	3.3	21
1994-96	Minnesota	39	1,454	882	10,102	58	42	80.0	69	143	2.1	0
1997-98	Seattle	25	786	458	5,310	36	24	80.2	33	50	1.5	1
1999-00	Kansas City	3	37	16	228	1	1	59.8	2	2	1	0
CFL Totals		96	2,382	1,369	21,228	144	77	93.8	330	1,700	5.2	16
NFL Totals		208	6,823	3,988	49,325	291	233	80.9	543	1,736	3.2	22
Career Totals		304	9,205	4,157	70,553	435	310	87.4	873	3,436	4.2	38



Guard/Tackle/Center
BRUCE Matthews



74

Height6'5"
 Weight.....305 lbs.
 Born.....8.8.61
 CollegeSouthern California
 HometownArcadia, Calif.
 NFL seasons19
 With Oilers/Titans19
 Years With Oilers/Titans1983-01
 Career GP/GS296/292
 Hall of Fame Induction ..2007

Arguably one of the best offensive linemen to ever play the game, Bruce Matthews became the first Tennessee Titan to be inducted into the Pro Football Hall of Fame. At the time of his retirement, Matthews played in more NFL games (296) than any non-kicker in the league's history. Longevity and durability were his hallmarks, but that coupled with his unparalleled play, earning a league record 14 consecutive Pro Bowl (9 at guard and 6 at center) selections (tied with Merlin Olsen) and seven times named AP All-Pro, made him one of the all-time greats. He rose to the challenges presented to him in starting at every position on the offensive line during his NFL career (87 C, 99 LG, 67 RG, 22 RT, 17 LT). He becomes the first Hall of Fame offensive lineman to play significant time at all five offensive line positions. A constant for the Oilers/Titans franchise, Matthews started in a team record 229 consecutive games (streak started at Indianapolis, Nov. 29, 1987) and never missed a game because of injury. His 19 seasons also are a team record and he ranks second in NFL

history for years with one team behind Jackie Slater, who spent 20 seasons with the Rams. Matthews and G Randall McDaniel (Vikings) were the only two NFL players to play in every game during the decade of the 90's. Matthews was a part of nearly one-half of the franchise's first 42-years of history and helped the team win 146 games, make the playoffs nine times, earn the only three AFC Central titles in team history, earn an AFC Championship and the franchise's only Super Bowl appearance. He blocked for 15 quarterbacks and 27 running backs, including five different 1,000-yard rushers (Earl Campbell, Mike Rozier, Lorenzo White, Gary Brown and Eddie George). During his career, he played in offenses that produced nine 1,000-yard rushing seasons and eight 3,000-yard passers. Additionally, he played in 42 different stadiums during his NFL career. During his career, Matthews blocked on a line that helped produce 65 100-yard rushing performances and 48 300-yard passing performances. Originally drafted by the Houston Oilers in the first round (ninth overall) of the



1983 NFL Draft, Matthews earned All-America honors at the University of Southern California. Matthews and his brother, Clay, each played 19 NFL seasons and the duo set an NFL record for games played by a pair of brothers with 574 games. Clay Matthews played in 278 games during his NFL career. Matthews had his number 74 jersey retired by the team and was inducted into the organization's Hall of Fame during a December, 2002 ceremony. Matthews joined a 2007 Hall of Fame class that included Dallas Cowboys WR Michael Irvin, Buffalo Bills RB Thurman Thomas, Detroit Lions TE Charlie Sanders, Cleveland Browns G Gene Hickerson, and St. Louis CB Roger Wehrli.

MATTHEWS' CAREER STATISTICS

Games Played/Started: Games/Starts (Playoffs): 1983: 16/15, 1984: 16/16, 1985: 16/16, 1986: 16/16, 1987: 8/5 (2/2), 1988: 16/16 (2/2), 1989: 16/16 (1/1), 1990: 16/16 (1/1), 1991: 16/16 (2/2), 1992: 16/16 (1/1), 1993: 16/16 (1/1), 1994:16/16, 1995: 16/16, 1996: 16/16, 1997: 16/16, 1998: 16/16, 1999: 16/16 (4/4), 2000: 16/16 (1/1), 2001: 16/16 Totals: 296/292 (15/15).

Starts Breakdown by Position: 1983, RG 15; 1984, C 9, RG 1, RT 6; 1985, RT 16; 1986, LT 16; 1987, RG 5; 1988, RG 16; 1989, RG 15, C 1; 1990, RG 15, C 1; 1991, C 16; 1992, C 16; 1993, C 16; 1994, C 15, LT 1; 1995, LG 16; 1996, LG 16; 1997, LG 16; 1998, LG 16; 1999, LG 12, C 4; 2000, LG 16; 2001, LG 7, C 9; **Totals:** 87 C, 99 LG, 67 RG, 22 RT, 17 LT.

RETIRED JERSEY NUMBERS

In the history of the Oilers/Titans franchise, only six players have had the distinction of having their jersey number retired — **Jim Norton** (No. 43), **Elvin Bethea** (No. 65), **Earl Campbell** (No. 34), **Mike Munchak** (No. 63), **Bruce Matthews** (No. 74), and **Warren Moon** (No. 1).

43

Norton played nine seasons for the Oilers (1960-68) as a safety and as a punter, establishing team records at both positions. As a rookie from the University of Idaho, Norton was a member of the Oilers' 1960 AFL Championship team. A four-time league all-star, he holds the club record for most interceptions in a career with 45. Also an accomplished punter, Norton was tops in club history with 519 career punts for a 42.3-yard career average and a long kick of 79 yards (11/22/64 vs. Kansas City).

65

Bethea joined the Oilers in 1968 after an outstanding career at North Carolina A&T. He started at defensive end in the 1968 season opener and didn't miss a game until breaking his arm in November 1977. That streak of 135 consecutive games played stands third in team history. An eight-time Pro Bowler (1970, 1972-76, 1978-80), Bethea ranks second for most seasons played (16, 1968-83), while his 210 games played (1968-83) also stands second behind Bruce Matthews. Bethea led the team in sacks six times, including a career-best mark of 17 in 1973. The Oilers honored him with an "Elvin Bethea Appreciation Night" on Aug. 4, 1983. He became the sixth player in franchise history to be inducted into the Pro Football Hall of Fame on Aug. 3, 2003.

34

Campbell, the franchise's second leading rusher and a member of the Pro Football Hall of Fame, was honored by having his number retired at ceremonies on Aug. 13, 1987. He set a single-season club record with a league-leading 1,450 yards his rookie season. Campbell followed that performance with 1,697 yards in 1979 and an astounding 1,934 yards in 1980. Both those totals led the NFL and the latter was second only to O.J. Simpson's 2,003 yards in 1973. Campbell was selected to five Pro Bowls (1978-81, 1983) and retired as the NFL's seventh all-time leading rusher (9,407). He ranks second in franchise history in career rushing yards (8,574) and attempts (1,979), first in touchdown runs (73) and first in most consecutive games with a rushing touchdown (5).

63

Munchak joined the Oilers as a first-round draft pick in 1982 out of Penn State. He was the first offensive lineman selected in the draft and the eighth overall selection. Munchak won the starting left guard position as a rookie and went on to play in 12 campaigns (1982-93) and 159 games (156 starts) for the Oilers. He is tied for third on the team's all-time list for seasons played and ranks fifth in games played. Munchak became a fixture on an offensive line that helped the Oilers to seven consecutive playoff appearances (1987-93). One of the premier guards in the National Football League, Munchak was selected to NFL's "Team of the Decade" for the 1980s and was chosen in 1989 to Oilers' 30th Anniversary "Dream Team." He ranks second in club annals with nine Pro Bowl selections, seven as a starter. Munchak announced his retirement on July 21, 1994, and on the same day, K.S. "Bud" Adams, Jr., announced that jersey No. 63 would be retired on "Mike Munchak Appreciation Day" on Nov. 6, 1994.

74

Matthews played in more games (296) than any non-kicker in NFL history. Longevity and durability were his hallmark. And that, coupled with his unparalleled play, in which he tied a league record with 14 Pro Bowl selections (tied with Merlin Olsen) and earned All-Pro honors six times, made him one of the all-time greats. He rose to the challenges presented to him in playing every position on the offensive line during his NFL career (87 at center, 99 at left guard, 67 at right guard, 22 at right tackle, and 17 at left tackle). His number was retired during a halftime ceremony in Nashville on Dec. 8, 2002.

1

Moon, the fourth leading passer in NFL history, played 10 years (1984-93) with the organization and holds the franchise records for passing yards (33,685) and touchdowns (196), while leading the Oilers to seven consecutive playoff appearances from 1987-93. Moon's finest season came in 1990, throwing for 4,689 yards (363-for-584) and 33 touchdowns in only 15 games and becoming the third player in NFL history to produce consecutive 4,000-yard passing seasons. He earned AP NFL Offensive Player of the Year for his efforts and his third Pro Bowl berth. His jersey was retired in a halftime ceremony in Nashville on Oct. 1, 2006.

TITANS/OILERS HALL OF FAME


In recognition of the 40th season of the Houston Oilers/Tennessee Titans organization, team owner K.S. "Bud" Adams, Jr. created an official team Hall of Fame, featuring players and staff from the past, while creating a special place for Titans stars of the future to be recognized. To date, nine individuals have been named to the franchise's Hall of Fame.



<u>NAME</u>	<u>POSITION</u>	<u>YEARS WITH FRANCHISE</u>	<u>INDUCTED</u>
K.S. "Bud" Adams, Jr.	Team Owner/Founder	1959 - present	Sept. 7, 2008
Elvin Bethea	Defensive End	1968-83	Dec. 9, 1999
George Blanda	Quarterback/Kicker	1960-66	Dec. 9, 1999
Earl Campbell	Running Back	1978-84	Dec. 9, 1999
Eddie George	Running Back	1996-2003	Oct. 27, 2008
Mike Holovak	General Manager	1989-93	Dec. 9, 1999
Ken Houston	Safety	1967-72	Dec. 9, 1999
Bruce Matthews	Offensive Lineman	1983-2002	Dec. 8, 2002
Steve McNair	Quarterback	1995-2005	Oct. 27, 2008
Warren Moon	Quarterback	1984-93	Oct. 1, 2006
Mike Munchak	Guard	1982-93	Dec. 9, 1999
Jim Norton	Punter	1960-68	Dec. 9, 1999
Frank Wycheck	Tight End	1995-2003	Oct. 27, 2008



Bud Adams



Elvin Bethea



George Blanda



Earl Campbell



Eddie George



Mike Holovak



Ken Houston



Bruce Matthews



Steve McNair



Warren Moon



Mike Munchak



Jim Norton



Frank Wycheck



Warren Moon is inducted into the Titans/Oilers Hall of Fame on Oct. 1, 2006.

OILERS LOGO HISTORY

The original Oilers helmet, circa 1960, was blue with a white stripe down the middle. The oil derrick logo was also white. Although the derrick itself remained, many subtle changes were made to the helmets over the years. In 1964, two red stripes were added to the white striping on top of the helmet. Two years later, the helmet color was changed to silver with red and blue striping. The derrick, meanwhile, was changed to blue with a red outline and white background. In 1972, the helmet color was switched back to blue with red and white striping, while the derrick was changed to white with a red outline. Three years later, the helmet color was changed to its familiar white with red



The original Houston Oilers helmet from 1960-65 was blue with a white stripe down the middle.

and blue striping. The derrick was then switched to blue with a red outline. The helmets boasted a gray facemask. In 1981, the facemask was switched to red. In 1997, the Oilers added the Tennessee logo to the back of their helmet upon their relocation to Nashville. In 1999, the franchise unveiled a new logo as the team was renamed the Tennessee Titans.

Helmet History



1960-1965, 1994
Throwback Games
(Red Stripe added in 1964)



1966-1970



1971
(Additional silver stripe apparent on some games; gap between the blue and red stripe pictured)





1972-1974



1975-1980



1981-1998



JEPPESEN STADIUM — Houston

Years Played1960-64
Record26-11
First Game9/18/60 — Oilers 38, Los Angeles Chargers 28 (20,156)
Last Game12/20/64 — Oilers 34, Denver 15 (15,839)

Highlights: Oilers capture inaugural AFL Championship with a 24-16 win over the San Diego Chargers at Jeppesen Stadium (1/1/61)...Oilers defend that title the following year with a 10-3 win at San Diego...Jeppesen record crowd of 37,981 watches Dallas nip Oilers 20-17 in overtime in the 1962 AFL Championship Game (12/23/62).



RICE STADIUM — Houston

Years Played1965-67
Record11-10
First Game9/12/65 — Oilers 27, New York Jets 21 (52,680)
Last Game12/16/67 — Oilers 24, San Diego 17 (19,870)

Highlights: Oilers wallop Denver 45-7 (9/3/66), setting an AFL record by not allowing a Broncos first down...after four straight losing seasons, Oilers clinch Eastern Division title with 24-17 win over Chargers (12/17/67)...in 1967, Oilers become first team to go from last in the division to first in one season.



ASTRODOME — Houston

Years Played1968-96
Record116-105-2
First Game9/9/68 — Kansas City 26, Oilers 21 (45,083)
Last Game12/15/96 — Cincinnati 21, Oilers 13 (15,131)

Highlights: Astrodome was the first domed stadium in the NFL...Oilers 3-2 in playoff games at Astrodome...Oilers appeared in 16 “Monday Night Football” telecasts, going 10-6...in 1980 season finale against Minnesota (12/21/80), Earl Campbell sets NFL record with his fourth 200-yard rushing game of the season...Campbell finishes with 1,934 yards, then the second-highest total in league history...Oilers set team record for points in a game with 58-14 drubbing of Cleveland (12/9/90)...Oilers beat Steelers 31-6 to win first-ever undisputed AFC Central Division title (12/8/91)...Oilers win club-record 11th consecutive game with 24-0 win over the New York Jets (1/2/94)...three former Oilers — Elvin Bethea (No. 65), Campbell (No. 34) and Mike Munchak (No. 63) — have their numbers retired.



LIBERTY BOWL — Memphis

Year Played1997
Record6-2
First Game8/31/97 — Oilers 24, Oakland 21, OT (30,171)
Last Game12/21/97 — Oilers 16, Pittsburgh 6 (50,677)

Highlights: The Oilers played their first season in Tennessee at the Liberty Bowl in Memphis...Eddie George ties a franchise record with 216 yards rushing as the Tennessee Oilers win their inaugural game in Tennessee, a 24-21 overtime win over Oakland in Memphis...Oilers close out season with 16-6 win over division-winner Pittsburgh.



FRANCHISE HOMES

DUDLEY FIELD (VANDERBILT STADIUM) — Nashville

Year Played.....1998

Record.....3-5

First Game.....9/13/98 — San Diego 13, Oilers 7 (41,089)

Last Game.....12/26/98 — Minnesota 26, Oilers 16 (41,121)

Highlights: Frank Wycheck catches pass from Steve McNair to score club's first touchdown in Nashville (9/13)...Oilers pummel Cincinnati 44-14 for first win in Nashville (10/18)...Al Del Greco kicks game-winning field goal to secure season sweep of Pittsburgh (11/15).



LP FIELD — Nashville

Years Played1999-Present

Record57-31 (regular season) 2-2 (playoffs)

First Game9/12/99 — Tennessee 36, Cincinnati 35 (65,272)

Highlights: At LP Field, the Tennessee Titans have recorded a 59-33 home record, including an undefeated 9-0 home mark in 1999. Adelphia Coliseum, as the stadium was first named, opened its doors in the national spotlight with a preseason victory over the Atlanta Falcons on Aug. 27, 1999, in which country music star Faith Hill sang the National Anthem.

Tennessee opened the regular season with a come-from-behind 36-35 victory over Cincinnati. But the most memorable victory of the season came in a 22-16 Wild Card victory over Buffalo on Jan. 8, 2000. In that game, Kevin Dyson fielded a lateral pass from Frank Wycheck with 16 seconds left and raced 75 yards down the sideline for the winning score. That play, which propelled Tennessee into an AFC Divisional showdown at Indianapolis the following week, was immediately dubbed "The Music City Miracle" and will go down as one of the most memorable moments in NFL history. The Titans won 12 consecutive games to open their new stadium, breaking the NFL record. The Coliseum changed its name to LP Field on June 6, 2006, when the Titans reached a 10-year stadium naming rights agreement with Louisiana-Pacific Corporation.



HISTORICAL HIGHLIGHTS

(1959-94 available at www.titansonline.com)

1995

January 5—Oilers announce that Jeff Fisher will remain as head coach, officially becoming the 15th head coach in franchise history.

January 17—As his first hire, Fisher brings in Jerry Rhome under the title of Offensive Coordinator.

March 3—The Oilers jump into the free-agent pool and sign the NFL's all-time leading kickoff returner, Mel Gray. Gray joins the Oilers after successful stints with the Detroit Lions and New Orleans Saints.

March 7—The team announces five-year contract with KHTV/Channel 39 to broadcast Oilers' preseason games. The pact reunites the team and KHTV, which carried Oilers preseason action in '89.

March 23—Houston lures in one of the most coveted unrestricted free agents by signing C Mark Stepnoski from the Dallas Cowboys.

March 28—The Oilers sign veteran QB Chris Chandler from the Rams.

April 22—With the third overall choice in the draft, Houston selects Alcorn State QB Steve McNair.

July 25—QB Steve McNair signs contract at press conference held at Oilers' training camp.

August 11—Tennessee newspaper reports that Nashville Mayor Phil Bredesen is meeting with Oiler officials. Nashville is willing to build new stadium if it will attract a professional team.

K.S. "Bud" Adams, Jr. and Bredesen execute an agreement that gives the City of Nashville a 70-day exclusive negotiating period with the Houston Oilers to build a stadium and relocate the team.

August 19—Oilers-Chargers preseason game is canceled by NFL after field is deemed unplayable for safety reasons.

September 3—The Oilers travel to Jacksonville and defeat the Jaguars 10-3 in the expansion team's inaugural game.

September 24—QB Chris Chandler connects on 23 of 26 passes for 352 yards and four touchdowns, leading Oilers to a 38-28 win over the Bengals at Riverfront Stadium. Chandler's 88.46 completion percentage misses the NFL record by one completion. Chandler, who hooked up with rookie WR Chris Sanders on touchdown passes of 58 and 46 yards, is named AFC Offensive Player of the Week.

November 2—Oilers' long-time equipment assistant Bill "Mojo" Lackey passes away after a massive stroke.

November 5—Oilers win 37-10 over Browns and dedicate game to "Mojo" and his family. The win marks the Oilers' largest margin of victory at Cleveland since a 40-10 decision on Oct. 12,

McNAIR AND GEORGE

First round draft picks in consecutive years, QB Steve McNair (drafted in 1995) and RB Eddie George (drafted in 1996) became the centerpieces of a team that advanced to the playoffs in four of five years (1999, 2000, 2002, 2003). From 1997, McNair's first season as a starter, until Eddie George's final season as a Titan in 2003, the two combined to pull the franchise to new heights, including the team's first Super Bowl appearance (XXXIV). The duo started in the same backfield 107 times during their seven seasons together and posted a 67-40 record (.626 winning percentage) in those games, and 5-4 in postseason. The 2003 season would be memorable for both as McNair was named Co-MVP of the NFL, becoming only the franchise's second player to garner the honor (Campbell in 1979) and George became the franchise's all-time leading rusher, passing Earl Campbell and becoming only the 17th running back to reach 10,000 career rushing yards. Each player personified toughness with legendary stories told of McNair returning from injuries to lead his team to victory and George never missing a start in his eight year franchise career - 128 games - which represented the most consecutive starts in NFL history for a running back to start a career.

1975.

November 12—K.S. "Bud" Adams, Jr. and the Oilers announce the establishment of the Bill "Mojo" Lackey Memorial Award, which would be given to the player, coach or front office staff member that best exemplifies the qualities of the former equipment assistant. A \$10,000 check is given to the winner to be awarded to charity in his or her name.

November 16—K.S. "Bud" Adams, Jr. and Nashville Mayor Phil Bredesen sign a relocation agreement to move the Oilers the Tennessee.

December 14—G Bruce Matthews, S Blaine Bishop, CB Darryll Lewis and C Mark Stepnoski are selected to the Pro Bowl.

Matthews sets the Oiler mark for consecutive selections with his eighth consecutive Pro Bowl honor.

December 17—Paul "Hoss" Noska, equipment assistant, is honored with the first Bill "Mojo" Lackey Memorial Award.



Oilers draft Eddie George

1996

March 26—Oilers sign veteran WR Willie Davis from the Kansas City Chiefs.

April 20—After trading down in the first round (from 9th to 17th) to acquire extra picks from Oakland, General Manager Floyd Reese and Head Coach Jeff Fisher execute a trade with the Seattle Seahawks to move back up to the 14th spot in the 1996 draft to select Heisman Trophy winner Eddie George from Ohio State. Sent to the Seahawks in the trade was DT Glenn Montgomery.

April 30—The National Football League approves the team's relocation to Nashville in a special owner's meeting held in Atlanta, Ga.

May 3—Adding more weapons to the offense, the Oilers agree to terms with RB Ronnie Harmon from the San Diego Chargers.

May 7—Voters of Davidson County in Nashville, Tenn., overwhelmingly approve a referendum held to decide on the use of public funding for a new downtown stadium. Dec. 15, 1996 would mark the Oilers final home game at the Astrodome in Houston – a 21-13 loss to Cincinnati in front of 15,131 fans.

October 20—With a 22-yard field goal, K Al Del Greco sets the club record for most career field goals, surpassing K Tony Zendejas (117).

October 27—Del Greco kicks the longest field goal in team history with a 56-yarder at the end of the first half versus the 49ers.

November 17—In a clash with the Miami Dolphins, G Bruce Matthews becomes the Oilers' all-time leader in games played with his 211th contests, breaking Elvin Bethea's mark of 210. Matthews would go on to also set the team marks for most consecutive games played and started.

December 12 – G Bruce Matthews, S Blaine Bishop, C Mark

Stepnoski and ST player John Henry Mills are selected to the Pro Bowl. Matthews extends the Oiler mark for consecutive selections (9) and ties G Mike Munchak for most overall selections (9).

December 15 – Oilers play their final game in Houston with a 21-13 loss to the Cincinnati Bengals in the Astrodome.



George's record game vs. Oakland

HOUSTON OILERS TO TENNESSEE TITANS

After trying unsuccessfully for many years to construct a deal with the city of Houston for a new football or multi-use stadium, Oilers owner K.S. "Bud" Adams, Jr. decided that moving his franchise to another city might be the only solution left to keep the team financially competitive. In the spring of 1995, research was completed and several cities were identified as desirable for relocation and at the top of the list was Nashville, Tenn. In the summer of 1995, Adams contacted Nashville's mayor, Phil Bredesen, to see if the city would be interested in having the team relocate to the region. A 70-day exclusive negotiating period was agreed to and in November the two had signed a relocation agreement that would bring the Oilers to Nashville. In April of 1996, the NFL approved the team's relocation and on May 7th, the voters of Davidson County approved a referendum on using public funding for the new downtown stadium. Dec. 15, 1996 would mark the Oilers final home game at the Astrodome in Houston – a 21-13 loss to Cincinnati in front of 15,131 fans. In May of 1997, the team reached a settlement with the Astrodome that let them escape the final year of the contract and allowing the team to play the 1997 season in Tennessee. With the new stadium in Nashville still two years from completion, the team decided to play at Memphis' Liberty Bowl until the stadium was complete. The Tennessee Oilers opened their inaugural season in the state of Tennessee with a 24-21 overtime win over the Oakland Raiders at the Liberty Bowl in front only 30,000 fans. The Oilers struggled with low attendance throughout the 1997 season and by March of 1998, the Oilers reached an agreement to play the 1998 season at Vanderbilt Stadium in Nashville. Crowds at Vanderbilt Stadium were an improvement from the previous year, but the team could only muster a 3-5 home mark. During the 1998 season, Adams announced the Oilers name would be retired and the team would be renamed the Titans as they entered their new stadium for the 1999 season. In April of 1999, the team unveiled their new Titans uniforms and in August the team played its first game at the new Adelphia Coliseum (in 2002 Adelphia's name is removed and in 2006 it is named LP Field). The 1999 season ends with the franchise's first Super Bowl berth in the team's 40-year history. A total of 20 players endured the entire odyssey of playing in Houston in 1996, Memphis in 1997, Vanderbilt in 1998 and LP Field in 1999.



Adams presents Mayor Bredesen a jersey

HISTORICAL HIGHLIGHTS

December 22 – RB Eddie George finishes the 1996 season with 1,368 yards rushing en route to Rookie of the Year accolades. In addition, George's ground totals were only 82 yards shy of RB Earl Campbell's rookie record of 1,450. On this day, George would also help the Oilers to a 24-21 win over the Baltimore Ravens for a franchise-best 6-2 road record.

1997

January 1—The team promotes linebackers coach Gregg Williams to defensive coordinator.

January 3—After relieving Jerry Rhome of his duties, the Oilers make wide receivers coach Les Steckel the team's offensive coordinator/quarterbacks coach.

February 24—Oilers trade QB Chris Chandler to the Atlanta Falcons for two 1997 draft choices (4th and 6th).

May 3—City of Nashville holds ground-breaking ceremonies for the team's downtown stadium.

May 8—After formulating an agreement earlier with Harris County (Houston), K.S. "Bud" Adams, Jr. and Astrodome USA owner Drayton McLane, Jr. reach a settlement for the final year of Oilers' lease at the Astrodome. Under appointed mediator Alice Oliver Parrott, the two sides clear the biggest step in the team's ability to play games in Tennessee for the 1997 season.

June 5—Oilers reach agreement with Memphis Sports Authority, clearing the way for the team to play its games in the Liberty Bowl.

June 12—Oilers hold press conference in Nashville to formally announce the club's intention to play the 1997 season in Tennessee, and introduce an inaugural patch and logo which merges the Oilers traditional "Oil derrick" with the Tennessee state flag.

July 18 – Oilers players report to Tennessee State University for their first training camp in the state of Tennessee. Also, Oilers sign DE Kenny Holmes, 1997 first-round selection, to a four-year contract.

July 19 – Oilers sign GM Floyd Reese to a four-year extension running through 2001 season.

August 2 – Oilers play first preseason game of 1997 season at Liberty Bowl in Memphis, falling to the New Orleans Saints 21-12.

August 9 – Oilers play their first ever game at Vanderbilt Stadium, an 18-12 preseason loss to the Washington Redskins.

August 15 – Oilers move into their temporary training facility in Bellevue.

August 23 – Oilers promote Don MacLachlan to Executive Vice President of Marketing, Broadcasting, and Ticketing.

August 27 – Oilers sign free agent SS Blaine Bishop.

August 31 – Oilers open their inaugural season in the state of Tennessee with a 24-21 overtime win over the Oakland Raiders at Liberty Bowl. RB Eddie George ties Billy Cannon's franchise record for rushing yards in a game with 216 yards on 35 carries. With the game-winning field goal in overtime, PK Al Del Greco becomes the Oilers all-time points leader, surpassing George Blanda's total of 596 points.

October 27 – In their first-ever trip to Arizona, the Oilers defeat the Cardinals 41-14.

November 27 – Oilers defeat Dallas 27-14 on Thanksgiving Day in front of a national-television audience. It marked the first regular season game in Texas for the Oilers since their move to Tennessee.

December 11 – G Bruce Matthews, RB Eddie George, and SS Blaine Bishop are selected to the Pro Bowl. Matthews extends the mark for consecutive selections (10) and surpasses G Mike Munchak for most overall selections (9).

December 14 – Oilers fall to the Baltimore Ravens 21-19 in the final game at Baltimore's Memorial Stadium. It marked the second time the Oilers closed the stadium, because on Dec. 18, 1983, the Oilers played at the Baltimore Colts in what would be their final game in Baltimore.

December 21 – Oilers close their inaugural season in Tennessee with an 8-8 record after a 16-6 win over Pittsburgh in Memphis.

1998

February 14 – Oilers agree to terms with free agent WR Yancey Thigpen from Pittsburgh.

February 19 – Oilers agree to terms with free agent P/K Craig Hentrich from Green Bay.

February 24 – Oilers reach agreement with Shelby County Sports Authority and Memphis Park Commission to be released from the final year of their lease at the Liberty Bowl.

March 4 – Oilers and Vanderbilt University reach tentative agreement for the Oilers to play at Vanderbilt Stadium for the 1998 season.

March 11 – Oilers agree to terms with free agent TE Jackie Harris from Tampa Bay.

April 16 – A tornado rips through Nashville, damaging three cranes and 10 portable trailers at the Oilers East Bank



Adams announces name change

Stadium construction site.

April 18 – In the franchise’s first draft as the Tennessee Oilers, the club selects WR Kevin Dyson from Utah with its first-round selection (16th overall) in the NFL Draft.

April 23 – Oilers finalize deal to play at Vanderbilt Stadium for the 1998 season.

May 15 – Oilers finalize deal to acquire land in MetroCenter for a permanent practice facility to be finished in the summer of 1999.

May 28 – Oilers reach agreement with Tennessee State University to hold the Oilers 1998 Training Camp on TSU’s

campus. It marks the first time in club history that the Oilers have had consecutive training camps outside the state of Texas.

July 29 – Owner K.S. “Bud” Adams, Jr., listens to the Tennessee fans and announces that he will change the name of the team. An advisory council is later formed to research names and a “Guess the Name” contest is introduced to fans to gain additional feedback.

Oct. 18 – Oilers win first home game in Nashville, a 44-14 victory over Cincinnati.

Oct. 29 – Former Oiler and nine-time Pro Bowl Guard Mike Munchak is announced among 76 nominees for the Pro Football Hall of Fame.

Sept. 12 – Oilers play first regular season home



Adams unveils Titans logo

Dec. 22 – Oilers owner K.S. “Bud” Adams, Jr., unveils new Tennessee Titans logo and colors, featuring the fire of the Titans and exemplifying power, strength, knowledge and excellence. “I feel we have developed a logo that fans throughout the state of Tennessee and around the country will embrace for years to come,” Adams said.

Dec. 26 – Oilers era comes to end against Minnesota Vikings.

1999

January 1 – G Bruce Matthews and P Craig Hentrich earn All-Pro honors.

February 8 – G Bruce Matthews, P Craig Hentrich, RB Eddie George & TE Frank Wycheck represent AFC in Pro Bowl.

February 26 – Steve Walters (WR’s) and Jim Washburn (DL) added to coaching staff.

April 13 – Titans unveil new uniforms and helmets before packed crowd at the new stadium.

April 17 – Titans make Florida DE Jevon Kearse their first selection in the 1999 NFL Draft.

May 3 – Veteran players tour stadium and practice facility. Mr. Adams presents pair of tickets to each stadium worker in appreciation of their hard work.

May 3 – George Henshaw promoted to Assistant Head Coach/Running game. Jim Schwartz added to staff as Defensive Assistant/Quality Control Coach.

May 8 – Final auditions determine first ever Titans cheerleading squad.

May 13 – 11-time Pro Bowl offensive lineman Bruce Matthews re-signs with team.

May 14 – Stadium lights turned on for 100-hour test.

May 17 – Titans announce that 1999 training camp will be held at Baptist Sports Park in Bellevue.

May 18 – Stadium sod is laid down.

July 8 – Adelphia Coliseum name and logo are unveiled at a downtown ceremony.

July 23 – Titans name former Minnesota Senior Vice President Jeff Diamond President and Chief Operating Officer, and agree to terms with former Pittsburgh Pro Bowl quarterback Neil O’Donnell.

July 27 – The Titans sign their first-round draft selection, Florida DE Jevon Kearse, to a multi-year contract.

August 15 – The Tennessee franchise plays its



First game in new stadium



Titans Uniforms Unveiled

game in Nashville vs. San Diego Chargers.

Nov. 4 – First Oilers coach, Lou Rymkus, passes away at 78.

Nov. 14 – Oilers owner K.S. “Bud” Adams, Jr., announces that the Oilers will become the “Tennessee Titans” beginning in 1999. “We wanted a new nickname to reflect strength, leadership and other heroic qualities,” Adams said.

HISTORICAL HIGHLIGHTS

first preseason game under the name Titans, a 22-20 loss at Kansas City. The game is the first in franchise history played in a uniform other than the Oilers.

August 27 - Titans defeat Atlanta, 17-3, in the first preseason game at Adelphia Coliseum.

September 2 - Owner K.S. "Bud" Adams, Jr. and his wife, Nancy, announce the creation of the Tennessee Titans Foundation, an organization established to serve the charitable interests of the state of Tennessee by providing financial support and other resources to non-profit organizations, enriching and strengthening communities throughout the state. Adams donates \$500,000 to start the foundation.

September 5 - Cornerback Darryll Lewis, the team leader in interceptions in each of the past five seasons, is released.

September 12 - Al Del Greco kicks a 33-yard field goal to lift the Titans to a 36-35 win over Cincinnati in the first regular season game and victory at Adelphia Coliseum. The win, in front of 65,272 fans, is the team's first as the Titans, and quarterback Steve McNair



Music City Miracle

passes for a career-high 341 yards in the victory.

September 26 - The team wins its first road contest as the Titans, a 20-19 victory at Jacksonville sealed by a Samari Rolle interception in the end zone with under a minute remaining.

October 31 - Steve McNair returns after missing five games because of a back injury to lead the Titans to defeat the previously-unbeaten St. Louis Rams, 24-21 at Adelphia Coliseum. McNair is named Miller Lite NFL Player of the Week for his performance in the victory.

December 19 - Tennessee clinches the franchise's first playoff berth since 1993 with a 30-17 win over Atlanta at Adelphia Coliseum.

December 22 - G Bruce Matthews, RB Eddie

HOME SWEET HOME

The newly-named Tennessee Titans opened their new stadium, Adelphia Coliseum (later to be named LP Field) with the regular season opener on Sept. 12, 1999 against the Cincinnati Bengals. The back and forth game would end with the Titans hanging on for a 36-35 win. The win would start a historic streak of 12 consecutive wins to open the new stadium. The 12 consecutive wins were the most in the modern era for a new stadium (Texas Stadium, 9 wins in 1971) and one short of the all-time record by the Buffalo Americans in 1920. The Titans first loss in their new home would come against the Baltimore Ravens on Nov. 12, 2000. The winning streak actually began in the spring of 1998, when a devastating tornado ripped through Nashville, but only gave a glancing blow to the under construction stadium and sparing it from destruction.

George, DE Jevon Kearse and TE Frank Wycheck are named to the AFC team for the Pro Bowl. Matthews extends his franchise records for consecutive and overall selections



Super Bowl XXXIV in Atlanta

(12), and Kearse becomes the first rookie defensive end selected to the Pro Bowl in AFC history and the first in the NFL since 1978, for consecutive and overall selections (12), and Kearse becomes the first rookie defensive end selected to the Pro Bowl in AFC history and the first in the NFL since 1978.

December 26 - Tennessee defeats Jacksonville for the fourth consecutive time, a 41-14 victory in which Steve McNair throws five touchdown passes. McNair earns his first AFC Offensive Player of the Week and his second Miller Lite NFL Player of the Week honor this season for his efforts. The win completes the first unbeaten home regular season in club history.

2000

January 8 - In a play known as the "Music City

Miracle," Kevin Dyson returns a Frank Wycheck lateral on a kickoff return 75 yards for a touchdown, lifting the Titans to a 22-16 victory in the AFC Wild Card playoff game over the Buffalo Bills. The improbable play, which occurred with just 16 seconds remaining in the game, gives the franchise its first playoff win in Tennessee in addition to its first since 1993.

January 16 – Eddie George rushes for 162 yards, including a 68-yard touchdown run, as the Titans defeat the Indianapolis Colts, 19-16, in an AFC Divisional Playoff game at the RCA Dome.

January 23 – The Titans beat Jacksonville for the third time of the season and fifth consecutive time, using 23 second-half points en route to a 33-14 win at Alltel Stadium in Jacksonville. Steve McNair runs for two touchdowns and Derrick Mason returns a kickoff 80 yards in the win. The win sends Tennessee to its first Super Bowl in franchise history and its first AFC/AFL Championship since 1961.

January 30 – The Titans fall short in their quest to win Super Bowl XXXIV, as Kevin Dyson is stopped one yard short of the end zone on the final play of the game in a 23-16 St. Louis Rams victory.

February 16 – The Titans sign unrestricted free agents LB Randall Godfrey (Dallas) and T Fred Miller (St. Louis).

March 7 – Mike Heimerdinger is named offensive coordinator, replacing Les Steckel.

March 13 – Craig Johnson (quality control/offense) and Ronnie Vinklarek (quality control/defense) are added to the coaching staff, while Jim Schwartz is promoted to linebackers coach.

June 15 – The Titans extend the contract of Head Coach Jeff Fisher and expand his title to Executive Vice President.

July 19 – The Titans extend the contract of RB Eddie George.

August 14 – The Titans host Monday Night Football for the first time since moving to Tennessee. A sell-out crowd of 68,072 at Adelphia Coliseum watch the Titans defeat St. Louis, 30-3, in a preseason Super Bowl XXXIV rematch.

October 16 – The Titans host their first regular season Monday Night Football game at Adelphia Coliseum, a 27-13 victory over the Jacksonville

Jaguars.

November 12 – Tennessee's NFL record of 12 consecutive victories to open a new stadium ends in a 24-23 loss to the Baltimore Ravens.

December 14 – S Blaine Bishop, RB Eddie George, T Brad Hopkins, DE Jevon Kearse, KR Derrick Mason, G Bruce Matthews, CB Samari Rolle and TE Frank Wycheck are named to the AFC team for the Pro Bowl. QB Steve McNair is added as an alternate, giving the Titans nine players on the Pro Bowl roster, the most for the franchise since nine players were selected in 1992.

December 17 – At Cleveland, Bruce Matthews passes brother Clay on NFL games played list at 279 games. Both are honored in pre-game ceremony.

December 25 – The Titans clinch the AFC Central Division Championship with a 31-0 victory against the Dallas Cowboys, earning a 13-3 record for the second-consecutive season and home-field advantage throughout the playoffs. The defensive unit finishes the season ranked first overall in the NFL.

2001

January 7 – Baltimore defeats the Titans, 24-10, in an AFC Divisional Playoff game at Adelphia Coliseum.

February 1 – Defensive coordinator Gregg Williams is hired as head coach of the Buffalo Bills.

February 2 – Jim Schwartz is promoted to defensive coordinator.

February 6 – Gunther Cunningham, former Kansas City Chiefs head coach, is named assistant head coach defense/linebackers.

February 22 – Everett Withers is named defensive backs coach.

March 2 – The Titans re-sign unrestricted free agent WR/KR Derrick Mason, who set an NFL record in 2000 with 2,690 all-purpose yards.

March 7 – The Titans agree to terms with unrestricted free agent K Joe Nedney from the Carolina Panthers.

March 8 – Former Pro Bowl safety Chuck Cecil is hired as defensive quality control coach.

March 28 – The Titans agree to trade their first pick (29th overall) in the 2001 NFL Draft to the St. Louis Rams for defensive end Kevin Carter.

April 21 – The Titans select DB Andre Dyson with their first selection (2nd round/60th overall) in the 2001 NFL Draft.

May 22 – The NFL announces its plans to realign divisions beginning in 2002, placing the Titans in the new AFC South with the Jacksonville Jaguars, Indianapolis Colts and expansion Houston Texans.



Receptions leader Derrick Mason

HISTORICAL HIGHLIGHTS

August 4 – Mike Munchak, Titans offensive line coach and former Houston Oilers guard, is inducted in the Pro Football Hall of Fame after being selected for enshrinement on Jan. 27.

September 25 – Former Nashville Kats (Arena Football League) Head Coach Pat Sperduto is hired as director of arena football league operations.

October 7 – Starting at center in Baltimore, Bruce Matthews plays in his 283rd NFL game and surpasses Jim Marshall for first place on league's all-time list for games played among non-kickers.

December 30 – Eddie George records a season-high 130 yards rushing against Cleveland, marking the 30th 100-yard game of his career. Additionally, George becomes the first RB in franchise history to post 200 career pass receptions.

2002

January 2 – Bruce Matthews is named to his 14th consecutive Pro Bowl, tying him with Merlin Olsen for the most Pro Bowl selections

in league history. Jevon Kearse also is selected for the third consecutive year.

April 5 – The team begins its fifth annual Tennessee Titans Caravan. With 16 players plus staff participating, Titans Caravan V goes on to make 64 stops, including 27 schools, in Tennessee, Kentucky and Alabama over a two-week period.

April 20 – The Titans select DT Albert Haynesworth with their first pick (15th overall) in the 2002 NFL Draft.

April 30 – Titans owner K.S. "Bud" Adams announces that he has purchased an expansion Arena Football League team that will begin play in Nashville in 2004. The team will keep the name of the previous AFL team that played in Nashville, the Nashville Kats.

May 15 – The Titans reach an agreement with Citadel Communications to move the Titans' flagship radio station to Nashville's 103 WKDF (103.3 FM).

May 30 – Craig Johnson is promoted to quarterbacks coach. Ned James is hired as offensive assistant.

June 4 – The Titans reach a tentative agreement with Adelphia Business Solutions to have Adelphia's name removed from the coliseum,

pending court approval.

July 15 – Offensive lineman Bruce Matthews officially announces his NFL retirement from the offices of Titans owner K.S. "Bud" Adams, Jr., in Houston, Tex.

September 7 – Titans owner Bud Adams unveils his team's PSL Founder's Club display at Coliseum.

December 1 – RB Eddie George becomes franchise's all-time leading rusher, passing Earl Campbell, in victory at New York Giants.

December 8 – Former Titans/Oilers offensive lineman Bruce Matthews is inducted into Titans' Hall of Fame and has his jersey retired during special halftime ceremony during Colts game.

December 22 – Titans clinch inaugural AFC South Division with 28-10 victory at Jacksonville.

December 29 – Titans go undefeated in inaugural AFC South division with 13-3 victory at Houston, securing a first-round bye in playoffs. The Titans become NFL's third team to advance to playoffs after starting their season 1-4.

2003

January 1 – QB Steve McNair finishes third in league MVP voting behind Rich Gannon and Brett Favre.

January 11 – Titans defeat Steelers 34-31 in bruising AFC Divisional Playoff Game.


January 19 – Titans play in franchise's fourth AFC Championship Game, but fall short at Oakland, 41-24.

January 25 – Former Houston Oilers DE Elvin Bethea named to the Pro Football Hall of Fame's 2003 class.

February 3 – Head coach Jeff Fisher coaches the AFC to a 45-20 victory in Pro Bowl.



Nedney FG beats Steelers



George's final home game as a Titan.



McNair named NFL co-MVP



Anderson FG tops Baltimore

February 7 – Titans president Jeff Diamond signs a new one-year contract.

April 26 – Titans select CB Andre Woolfolk with their first pick (28th overall) in the 2003 NFL Draft.

June 25 – Head coach Jeff Fisher agrees to terms on a long-term contract extension.

December 7 – Frank Wycheck becomes the fourth tight end in NFL history to record 500 career receptions in Tennessee's 29-27 loss at home to Indianapolis.

December 7 – WR Derrick Mason catches six passes for 64 yards at home vs. Indianapolis to record his third consecutive 1,000-yard receiving season.

December 18 – The NFL announces that four Titans are going to the 2004 Pro Bowl – QB Steve McNair (named the starter), along with LB Keith Bulluck, WR Derrick Mason, and P Craig Hentrich. OT Brad Hopkins would later be named to the Pro Bowl as a reserve.

December 21 – QB Steve McNair leads a miraculous comeback at Houston, throwing the game-winning touchdown to Drew Bennett with 17 seconds left in Tennessee's 27-24 victory on the road. In the process, McNair surpasses 3,000 passing yards for the season, joining Warren Moon as only the second QB in franchise history to do so four times.

December 28 – Recently re-signed QB Neil O'Donnell starts following injuries to Steve McNair and Billy Volek. He threw for 232 yards and a pair of touchdowns in Tennessee's season-ending 33-13 victory over the defending Super Bowl Champion Tampa Bay Buccaneers. It marked O'Donnell's last NFL game as he would announce his retirement following the season. Eddie George becomes the 17th running back in NFL history to record 10,000 rushing yards in the team's victory over the Bucs. George rushes for 87 yards to push him over the 1,000-yard rushing mark for the seventh time in his eight NFL seasons. It marked the final regular season game and the final home game for George as a Titan.



Wycheck announces retirement

2004

January 2 – QB Steve McNair named NFL's co-MVP along with Colts QB Peyton Manning. Each player receives 16 votes from a national panel of 50 journalists. along with Colts QB Peyton Manning. Each player receives 16 votes

from a national panel of 50 journalists.

January 3 – Titans defeat Ravens 20-17 in AFC Wild Card Playoff Game in Baltimore.

January 10 – Titans fall at New England in AFC Divisional Playoff Game, the coldest playoff game in franchise history (four degrees, minus 10 wind chill).

January 11 – K Gary Anderson, the NFL's all-time leading scorer (2,346 points), announces his retirement after 22 seasons.

January 20 – Titans owner K.S. "Bud" Adams re-assumes team president role after Jeff Diamond's contract expires.

January 23 – TE Frank Wycheck announces his retirement from the NFL after 11 seasons in the league.

April 24 – Titans select a league-high 13 players in the 2004 NFL Draft, including three players in the second round (the team traded its first-round pick) – TE Ben Troupe, DE Travis LaBoy and DE Antwan Odom.

July 22 – Titans release RB Eddie George.

September 11 – The Titans season opener at Miami is played on Saturday instead of Sunday due to impending Hurricane Ivan.

Titans running back Chris Brown rushes for 100 yards in his first NFL start en route to the team's 17-7 victory.

October 11 – On Monday Night Football, Steve McNair quarterbacks the Titans to a 48-27 victory over Green Bay to give him 71 career wins as a starter, surpassing Warren Moon's previous franchise record of 70 victories. The 48 points set a Lambeau Field record for a visiting team. Also in the game, running back Chris Brown carries 27 times for 148 yards and two touchdowns, joining Stump Mitchell (St. Louis Cardinals) and Don Calhoun (New England Patriots) to become the third player in NFL history to gain 100 or more rushing yards in four of his first five NFL starts.

December 13 – Running back Chris Brown totals 91 yards against Kansas City to become the franchise's eighth player to eclipse 1,000 season rushing yards. He finishes the season with 1,067 yards on 220 carries.

December 19 – Titans quarterback Billy Volek becomes fourth quarterback in NFL history to pass for 400 or more yards in two consecutive games after passing for 426 yards against Kansas City (12/13) and 492 yards at Oakland



Vanden Bosch posts 12.5 sacks

HISTORICAL HIGHLIGHTS

(12/19). The 918-yard total is the second-best two-game total in NFL history behind Phil Simms' record of 945 yards (1985).

2005

January 28 – The Arena Football League's Nashville Kats begin play under owner K.S. "Bud" Adams, Jr., winning 47-38 at the Columbus Destroyers.

February 9 – University of Southern California assistant Norm Chow is hired as Titans offensive coordinator after a 32-year career in college football.

February 21 – Titans part ways with six veterans – K Joe Nedney, DE Kevin Carter, CB Samari Rolle, RB/FB Robert Holcombe, T Fred Miller and WR Derrick Mason – due to salary cap concerns.

April 23 – Titans select West Virginia cornerback Adam "Pacman" Jones with the sixth overall pick in the 2005 NFL Draft.

May 6 – Titans owner K.S. "Bud" Adams, Jr. pledges \$600,000 over three years for scholarship program that provides money for college for one student-athlete from every high school in Tennessee.

September 6 – Through his foundation, quarterback Steve McNair organizes a relief drive for victims of Hurricane Katrina. Titans fans respond in droves, arriving at LP Field to fill over 20 tractor trailers worth of goods to be sent to the Gulf Coast region.

September 18 – Titans General Manager Floyd Reese becomes the first GM in team history to record 100 wins as the Titans defeat the Ravens by a score of 25-10.

October 9 – Head Coach Jeff Fisher becomes the 34th coach in NFL history and the first in franchise history to notch 100 wins as the Titans win at Houston by a score of 34-20. Also in the game, quarterback Steve McNair became the 49th player in NFL history and second player in franchise history to reach 25,000 career passing



Bironas' 60-yard FG tops Colts



Vince Young becomes first rookie QB to play in Pro Bowl

yards.

2006

February 12 – Titans defensive end Kyle Vanden Bosch plays in his first career Pro Bowl. In his first season with the Titans, Vanden Bosch finished fourth in the NFL with 12.5 sacks, the most by a team member since 1999.

February 24 – K.S. "Bud" Adams, Jr. is inducted into the Tennessee Sports Hall of Fame.

March 13-15 – After a delay to the start of the NFL year due to collective bargaining talks between the league and the NFL Players Association, the Titans strike quickly in the initial days of free agency. They agree to terms with four veteran unrestricted free agents – linebacker David Thornton (Indianapolis), wide receiver David Givens (New England), center Kevin Mawae (N.Y. Jets) and safety Chris Hope (Pittsburgh) – within a three day span.

April 29 – Titans select quarterback Vince Young out of the University of Texas with the third overall pick in the 2006 NFL Draft.

June 6 – Titans and Louisiana Pacific Corporation reach an agreement on a new naming rights sponsorship that calls for the team's home stadium to be named LP Field. LP obtains the naming rights for 10 years.

June 9 – Titans trade quarterback Steve

McNair to the Baltimore Ravens in exchange for a fourth-round draft choice in 2007.

June 14 – Offensive tackle Brad Hopkins announces his retirement from the NFL. Hopkins retires after playing in 194 games, the third-most in franchise history at the time (Matthews, Bethea). His 188 starts were the second-most in team history for an offensive lineman (Matthews).

July 29 – Titans sign first-round pick, QB Vince Young.

August 26 – Steve Underwood promoted to Senior Executive Vice President/Chief Operating Officer.

September 3 – Titans bring back Robaire Smith after the defensive tackle was waived by Houston.

September 20 – Titans trade QB Billy Volek to



Keith Bulluck intercepts three passes at New Orleans on MNF.

the San Diego Chargers for a 2007 draft selection.

August 5 – Former Houston Oilers QB Warren Moon is inducted into the Pro Football Hall of Fame.

November 26 – Trailing 21-0 entering the fourth quarter, Vince Young leads the Titans to 24 unanswered points, posting the largest comeback by a rookie QB in NFL history. Rob Bironas' 49-yard field goal caps the stunning victory over the Giants at LP Field.

December 3 – Rob Bironas kicks franchise-long 60-yard field goal to beat the Colts, 20-17, at LP Field. The 60-yarder tied Steve Cox and Morten Andersen for the fourth-longest field goal in NFL history.

December 10 – Vince Young returns to his hometown and runs for a 39-yard touchdown in overtime to defeat the Texans, 26-20, at Reliant Stadium.

December 31 – Titans exercise 2007 option on head coach Jeff Fisher's contract.

2007

January 3 – Vince Young named the Associated Press Offensive Rookie of the Year.

January 5 – After 13 seasons at the helm, Floyd Reese resigns as general manager of the Titans.

February 1 – Vince Young named Diet Pepsi NFL Rookie of the Year.

February 3 – Former offensive lineman Bruce Matthews becomes the first franchise player that wore the Titans uniform to be voted into the Pro Football Hall of Fame.

February 10 – Vince Young becomes the first rookie quarterback in NFL history to play in the Pro Bowl.

February 12 – Titans name former Oilers safety Mike Reinfeldt the team's new General Manager.

February 28 – Vincent Marino hired from NFL office as Senior Director of Football Administration.

March 9 – Chuck Cecil is promoted to Secondary Coach; Marcus Robertson named Assistant Secondary Coach.

March 12 – Titans agree to terms with Cowboys linebacker Ryan Fowler.

March 13 – Titans agree to terms with Colts cornerback Nick Harper.

March 16 – Titans agree to terms with Bears wide receiver Justin Gage.

March 19 – Titans name Fred Graves Wide Receivers Coach.

April 10 – NFL suspends Adam "Pacman" Jones for 2007 season.

April 23 – Titans hire Lake Dawson as Director of Pro Personnel.

April 28 – Titans select Texas DB Michael Griffin with the 19th overall pick in the NFL Draft.

May 3 – Titans announce they will conduct 2007 training camp at Baptist Sports Park.

August 4 – Bruce Matthews inducted into Pro Football Hall of Fame.

August 4 – NFL Commissioner Roger Goodell visits Titans training camp.

September 11 – Acquired DE Bryce Fisher from the Seattle Seahawks for a 2008 sixth-round draft pick.

September 24 – Keith Bulluck intercepts a career-high three passes as the Titans cruise to a 31-14 victory at New Orleans on Monday Night Football.

October 21 – Rob Bironas kicks an NFL-record eight field goals, including a game-winning 29-yarder, as the Titans defeat the Houston Texans 38-36 at Reliant Stadium.

December 30 – Titans win last three regular season games, including a 16-10 victory at Indianapolis in the season finale to clinch the AFC's final playoff spot and the team's first postseason berth since 2003.

2008

January 6 – Vince Young becomes the youngest quarterback in franchise history to start in playoffs as the Titans fall 17-6 at San Diego in an AFC Wild Card game.

January 15 – Titans release offensive coordinator Norm Chow of his duties.

January 17 – Titans hire Mike Heimerdinger as offensive coordinator.

February 10 – Albert Haynesworth, Kyle Vanden Bosch and Rob Bironas play in Pro Bowl.

February 15 – Sherman Smith accepts job as offensive coordinator with Washington Redskins.

February 20 – Titans use franchise tag on DT Albert Haynesworth.

February 27 – Titans agree to terms with WR Justin Gage to long-term contract.

March 3 – Titans sign former Falcons TE Alge Crumpler as an unrestricted free agent.

March 6 – Titans sign former Eagles DE Jevon Kearse as unrestricted free agent.

March 10 – Titans name Earnest Byner running backs coach.

March 10 – Titans sign former Colts G Jake Scott as an unrestricted free agent.

March 12 – Titans sign former Jets WR Justin McCareins as an unrestricted free agent.

HISTORICAL HIGHLIGHTS

March 18 – Titans sign former Falcons TE Dwayne Blakley as an unrestricted free agent.

March 27 – Veteran guard Benji Olson announces retirement after 10 NFL seasons.

April 5 – Titans unveil new logo to celebrate team's 10th anniversary.

April 5 – Titans sign former Raiders CB/KR Chris Carr as a restricted free agent.

April 17 – Titans hold press conference honoring retirement of former franchise QB Steve McNair.

April 26 – Titans select East Carolina RB Chris Johnson with first pick (24th overall) in NFL Draft.

April 26 – Titans trade CB Pacman Jones to Dallas Cowboys for fourth-round draft pick and additional considerations (resulted in 4th-round pick in 2009 from Titans to Cowboys).

July 25 – The Titans reach a one-year contract agreement with franchised free agent defensive tackle Albert Haynesworth.

September 7 – On the same day Titans owner K.S. "Bud" Adams, Jr. is added to the Titans/Oilers Hall of Fame, he unveils a Titans/Oilers Ring of Honor at LP Field during the season opener against Jacksonville. The initial members of the Ring of Honor include Adams, Elvin Bethea, George Blanda, Earl Campbell, Mike Holovak, Ken Houston, Mike Munchak, Jim Norton, Warren Moon and Bruce Matthews.

September 21 – Cornerback Cortland Finnegan sets a club record with a 99-yard INT return for a TD in an win against the Houston Texans.

September 28 – A 30-17 victory over the Minnesota Vikings at LP Field gives the Titans four consecutive wins to open the season for the first time in franchise history.

October 19 – In a 34-10 victory at Kansas City, the Titans set a franchise rushing record with 332 rushing yards, including 168 yards by Chris Johnson and 149 yards by LenDale White.

October 27 – At halftime of a Monday night game against the Colts at LP Field, the Titans induct Steve McNair, Eddie George and Frank Wycheck to the Titans/Oilers Hall of Fame and the Ring of Honor.

November 2 – On a day in which the Titans win in overtime against the Green Bay Packers, the club celebrates its 100th consecutive sellout at LP Field, including every preseason, regular season and playoff game from the time the stadium opened in 1999.

November 16 – With a 24-14 win at Jacksonville, the Titans win their 10th consecutive game to open the 2008 season and their 13th consecutive regular season game dating back to the last three regular season games of 2007.



The Titans start the season with a franchise-best 10-0 record.

November 27 – At Detroit on Thanksgiving, the Titans defeat the Lions 47-10, the team's seventh-highest margin of victory of all-time and Detroit's highest margin of defeat on Thanksgiving.

December 7 – The Titans clinch the AFC South title with a 28-9 victory over the Cleveland Browns at LP Field. It is the ninth division crown in club history.

December 16 – Six Titans are selected to the Pro Bowl – center Kevin Mawae, left tackle Michael Roos, running back Chris Johnson, defensive tackle Albert Haynesworth, safety Chris Hope and cornerback Cortland Finnegan. Additionally, quarterback Kerry Collins and safety Michael Griffin are named to the roster at a later date as alternates.

December 31 – The Titans defeat the Pittsburgh Steelers 31-14 to secure home-field advantage throughout the AFC Playoffs and tie the franchise record for most regular season wins (13).

2009

February 1 – Nancy Adams, co-owner, vice chairman of the board and wife of K.S. "Bud" Adams, Jr., passes away in Houston at the age of 84.

February 12 – Chuck Cecil is elevated from secondary coach to defensive coordinator, replacing Jim Schwartz, who was hired as head coach by the Detroit Lions.

February 27 – The Titans re-sign unrestricted free agent quarterback Kerry Collins.

April 1 – The Titans unveil a new logo to celebrate the club's 50th season, incorporating the Oilers' oil derrick logo with the fireball logo and the number 50.

March 2 – The Titans sign unrestricted free agent defensive tackle Jovan Haye from the Tampa Bay Buccaneers and unrestricted free agent wide receiver Nate Washington from the Pittsburgh Steelers.

April 25 – The Titans select Rutgers WR Kenny Britt with the 24th overall selection in the 2009

NFL Draft, the first of 11 Titans draft choices.

July 4 – Former Titans quarterback Steve McNair is shot and killed in Nashville.

July 8-9 – The Titans open LP Field to the public for fans to pay their respects to Steve McNair. On July 9, a memorial service is held at Mt. Zion Baptist Church in Whites Creek, Tenn.

July 11 – After a funeral service at Reed Green Coliseum in Hattiesburg, Miss., Steve McNair's body is laid to rest at Griffith Cemetery, approximately 20 miles from his home in Mt. Olive, Miss.

August 3 – The Titans celebrate the 50th anniversary (Aug. 3, 1959) of K.S. "Bud" Adams, Jr.'s announcement of Houston's entry in the American Football League.

August 6 – The Titans announce that they will wear a "9" helmet sticker during the season to honor the late Steve McNair. The sticker appears on the back of the helmet and remains in place throughout the entire 2009 season.

August 9 – In a 21-18 Hall of Fame Game victory over the Buffalo Bills in Canton, Ohio, the Titans debut their 50th anniversary "legacy" uniforms. They wear the uniforms a total of four times in 2009.

September 10 – The Titans open the season with a 13-10 overtime loss at Pittsburgh in the NFL's Thursday night season opener.

October 18 – The Titans suffer the worst loss in franchise history at New England, losing 59-0 in their sixth consecutive loss to open the season. After a bye the next week, they win five consecutive games and finish at 8-8, becoming the only team in NFL history to win more than six games after starting the season at 0-6.

November 1 – At LP Field, Chris Johnson rushes for 228 yards in a victory over the Jacksonville Jaguars to set a new franchise single-game rushing record.

November 29 – Quarterback Vince Young leads a 99-yard drive in the final minutes of a game against the Arizona Cardinals to give the Titans a 20-17 win at LP Field. Young connects with rookie wide receiver Kenny Britt on a 10-yard touchdown pass as time expires.

2010

January 3 – With a 134-yard rushing performance in the season finale at Seattle, running back Chris Johnson becomes the sixth player in NFL history to reach 2,000 rushing yards in a season. Totaling 2,006 yards on 358 carries, he joined Eric Dickerson, Jamal Lewis, Barry Sanders, Terrell Davis and O.J. Simpson as the only players to accomplish the feat. He also set a new team single-season rushing record (Earl Campbell), and he became the NFL's new single-season leader in total yards from scrimmage (2,509), surpassing Marshall Faulk's former record. The Titans defeat the Seahawks 17-13.

January 13 – Running back Chris Johnson is named Associated Press NFL Offensive Player of the Year.

February 18 – The Titans' all-time leading punter, Craig Hentrich, announces his NFL retirement.

HOME/AWAY RECORDS

HOME RECORD					ROAD RECORD				
Year	W	L	T	Pct.	Year	W	L	T	Pct.
1960	6	1	0	.857	1960	4	3	0	.571
1961	6	1	0	.857	1961	4	2	1	.643
1962	6	1	0	.857	1962	5	2	0	.714
1963	4	3	0	.571	1963	2	5	0	.286
1964	3	4	0	.429	1964	1	6	0	.143
1965	3	4	0	.429	1965	1	6	0	.143
1966	3	4	0	.429	1966	0	7	0	.000
1967	5	2	0	.714	1967	4	2	1	.643
1968	3	4	0	.429	1968	4	3	0	.571
1969	4	2	1	.643	1969	2	4	1	.357
1970	1	6	0	.143	1970	2	4	1	.357
1971	3	3	1	.500	1971	1	6	0	.143
1972	1	6	0	.143	1972	0	7	0	.000
1973	0	7	0	.000	1973	1	6	0	.143
1974	3	4	0	.429	1974	4	3	0	.571
1975	5	2	0	.714	1975	5	2	0	.714
1976	3	4	0	.429	1976	2	5	0	.286
1977	5	2	0	.714	1977	3	4	0	.429
1978	5	3	0	.625	1978	5	3	0	.625
1979	6	2	0	.750	1979	5	3	0	.625
1980	6	2	0	.750	1980	5	3	0	.625
1981	5	3	0	.625	1981	2	6	0	.250
1982	1	4	0	.200	1982	0	4	0	.000
1983	2	6	0	.250	1983	0	8	0	.000
1984	2	6	0	.250	1984	1	7	0	.125
1985	4	4	0	.500	1985	1	7	0	.125
1986	4	4	0	.500	1986	1	7	0	.125
1987	5	2	0	.714	1987	4	4	0	.500
1988	7	1	0	.875	1988	3	5	0	.375
1989	6	2	0	.750	1989	3	5	0	.375
1990	6	2	0	.750	1990	3	5	0	.375
1991	7	1	0	.875	1991	4	4	0	.500
1992	5	3	0	.625	1992	5	3	0	.625
1993	7	1	0	.875	1993	5	3	0	.625
1994	2	6	0	.250	1994	0	8	0	.000
1995	3	5	0	.375	1995	4	4	0	.500
1996	2	6	0	.250	1996	6	2	0	.750
1997	6	2	0	.750	1997	2	6	0	.250
1998	3	5	0	.375	1998	5	3	0	.625
1999	8	0	0	1.000	1999	5	3	0	.625
2000	7	1	0	.875	2000	6	2	0	.750
2001	3	5	0	.375	2001	4	4	0	.500
2002	6	2	0	.750	2002	5	3	0	.625
2003	7	1	0	.875	2003	5	3	0	.635
2004	2	6	0	.250	2004	3	5	0	.375
2005	3	5	0	.375	2005	1	7	0	.125
2006	4	4	0	.500	2006	4	4	0	.500
2007	5	3	0	.625	2007	5	3	0	.625
2008	7	1	0	.875	2008	6	2	0	.750
2009	5	3	0	.625	2009	3	5	0	.375

50-YEAR TOTALS

(Regular Season Only)

	W	L	T	Pct.
Home Games:	215	161	2	.569
Road Games:	156	218	4	.418
Totals:	371	379	6	.495

MONTH-BY-MONTH RECORDS

YEAR	AUG.	SEPT.	OCT.	NOV.	DEC.	JAN.	TOTAL
1960	0-0	2-1	3-1	3-1	2-1	0-0	10-4
1961	0-0	1-1	2-2-1	4-0	3-0	0-0	10-3-1
1962	0-0	2-1	2-2	4-0	3-0	0-0	11-3
1963	0-0	2-2	3-1	1-2	0-3	0-0	6-8
1964	0-0	2-1	0-4	0-5	2-0	0-0	4-10
1965	0-0	2-1	2-2	0-4	0-3	0-0	4-10
1966	0-0	2-2	1-3	0-3	0-3	0-0	3-11
1967	0-0	1-2	3-0-1	2-1	3-1	0-0	9-4-1
1968	0-0	1-3	2-2	2-2	2-0	0-0	7-7
1969	0-0	2-1	2-2	1-2-2	1-1	0-0	6-6-2
1970	0-0	1-1	1-2-1	1-4	0-3	0-0	3-10-1
1971	0-0	0-2	1-3-1	0-4	3-0	0-0	4-9-1
1972	0-0	0-2	1-4	0-4	0-3	0-0	1-13
1973	0-0	0-3	0-4	1-3	0-3	0-0	1-13
1974	0-0	1-2	1-3	3-1	2-1	0-0	7-7
1975	0-0	2-0	3-1	2-3	3-0	0-0	10-4
1976	0-0	2-1	2-2	1-4	0-2	0-0	5-9
1977	0-0	2-0	1-4	3-1	2-1	0-0	8-6
1978	0-0	2-2	3-2	4-0	1-2	0-0	10-6
1979	0-0	4-1	2-2	4-0	1-2	0-0	11-5
1980	0-0	3-1	2-2	3-2	3-0	0-0	11-5
1981	0-0	2-2	2-2	1-4	2-1	0-0	7-9
1982	0-0	1-1	0-0	0-2	0-4	0-1	1-8
1983	0-0	0-4	0-5	1-3	1-2	0-0	2-14
1984	0-0	0-5	0-4	2-2	1-2	0-0	3-13
1985	0-0	1-3	2-2	2-2	0-4	0-0	5-11
1986	0-0	1-3	0-4	2-3	2-1	0-0	5-11
1987	0-0	1-1	3-1	2-3	3-1	0-0	9-6
1988	0-0	3-1	3-2	3-1	1-2	0-0	10-6
1989	0-0	1-2	3-2	3-1	2-2	0-0	9-7
1990	0-0	2-2	2-2	2-1	3-2	0-0	9-7
1991	0-0	3-1	4-0	2-2	2-2	0-0	11-5
1992	0-0	3-1	2-1	2-3	3-1	0-0	10-6
1993	0-0	1-3	2-1	4-0	4-0	1-0	12-4
1994	0-0	1-3	0-4	0-4	1-3	0-0	2-14
1995	0-0	2-2	1-3	2-2	2-2	0-0	7-9
1996	0-0	2-2	3-1	1-3	2-2	0-0	8-8
1997	1-0	0-3	3-1	3-2	1-2	0-0	8-8
1998	0-0	1-3	2-1	3-2	2-2	0-0	8-8
1999	0-0	3-0	3-1	3-1	3-1	1-0	13-3
2000	0-0	2-1	5-0	2-2	4-0	0-0	13-3
2001	0-0	0-2	2-2	2-2	3-2	0-1	7-9
2002	0-0	1-3	2-1	3-1	5-0	0-0	11-5
2003	0-0	3-1	3-1	3-0	3-2	0-0	12-4
2004	0-0	1-2	2-3	1-2	0-4	1-0	5-11
2005	0-0	1-2	1-4	1-2	1-3	0-1	4-12
2006	0-0	0-3	2-2	2-2	4-1	0-0	8-8
2007	0-0	2-1	3-1	1-3	4-1	0-0	10-6
2008	0-0	4-0	3-0	4-1	2-2	0-0	13-3
2009	0-0	0-3	0-3	5-0	2-2	1-0	8-8
TOTALS	1-0	76-90	95-102-4	101-102-2	94-82	4-3	371-379-6

HOTTEST/COLDEST GAMES

Five Hottest Games

DATE	OPPONENT	SCORE	WEATHER
9/11/83	at L.A. Raiders	6-20 (L)	96°, clear
9/9/90	at Atlanta	27-47 (L)	94°, partly cloudy
10/7/62	BUFFALO	17-14 (W)	93°, showers
9/14/65	N.Y. JETS	27-21 (W)	93°, sunny
10/6/63	at Kansas City	7-28 (L)	92°, sunny

Five Coldest Games

DATE	OPPONENT	SCORE	WEATHER
*1/10/04	at New England	14-17 (L)	4°, clear
12/11/77	at Cleveland	19-15 (W)	7°, clear
12/17/89	at Cincinnati	7-61 (L)	7°, overcast
12/17/00	at Cleveland	24-0 (W)	7°, snowing
12/14/80	at Green Bay	22-3 (W)	20°, clear

* Playoff game

OVERTIME GAMES

***December 23, 1962 - Dallas 20, at Houston 17:**

Texans win the toss but elect to kick. Each team gets three cracks at winning the game in the first overtime before K Tommy Brooker's championship-winning 25-yard field goal at 12:06 of the second OT.

October 30, 1977 - at Cincinnati 13, Houston 10:

Bengals win the toss. QB Ken Anderson's 17-yard completion to WR Billy Brooks is the long play prior to K Chris Bahr's winning 22-yard field goal at 5:51 of OT.

September 23, 1979 - Houston 30, at Cincinnati 27:

Oilers win the toss. On opening series, Bengals force Cliff Parsley punt. Cincinnati drives to Oilers' 14-yard line, but K Chris Bahr misses a 32-yard field goal attempt. Houston again has to punt on its ensuing series. The Oiler defense then forces a punt by the Bengals' Pat McNally. Houston takes over on the Cincinnati 42. RB Earl Campbell's 15-yard run is the long play prior to K Toni Fritsch's winning 29-yard field goal at 14:28 of OT.

October 28, 1979 - at Houston 27, N.Y. Jets 24:

Oilers win the toss. QB Dan Pastorini's 22-yard completion to FB Rob Carpenter is the long play as Oilers drive 58 yards. K Toni Fritsch kicks the winning 35-yard field goal at 5:10 of OT.

November 23, 1980 - at N.Y. Jets 31, Houston 28:

Jets win the toss. A personal foul on Houston's Guido Merkens on the kickoff gives New York possession at the Jets' 40-yard line. QB Richard Todd's 17-yard screen pass to RB Bobby Harper is the long play prior to K Pat Leahy's winning 38-yard field goal at 3:58 of OT.

September 4, 1983 - Green Bay 41, at Houston 38:

Packers win the toss. RB Eddie Lee Ivory's 12-yard run is the long play as Packers drive 59 yards. K Jan Stenerud kicks the winning 42-yard field goal at 5:55 of OT.

October 23, 1983 - Kansas City 13, at Houston 10:

Chiefs win the toss. QB Bill Kenney's 20-yard completion to WR Stephone Paige is the long play as Chiefs drive 60 yards. K Nick Lowery kicks the winning 41-yard field goal at 7:41 of OT.

October 30, 1983 - at Cleveland 25, Houston 19:

Oilers win the toss. Browns' defense forces a John James punt. Houston defense does the same to Cleveland as Jeff Gossett punts on ensuing series. Oiler QB Gifford Nielsen's pass is intercepted by Cleveland S Mike Whitwell and returned 15 yards to the Houston 20-yard line. On the next play, RB Boyce Green scores a touchdown on a 20-yard run at 6:34 of OT.

December 2, 1984 - at Houston 23, Pittsburgh 20:

Oilers win the toss. QB Warren Moon's 19-yard completion to WR Steve Bryant is the long play as Oilers drive 63 yards. K Joe Cooper kicks the winning 30-yard field goal at 5:53 of OT.

September 28, 1986 - Pittsburgh 22, at Houston 16:

Oilers win the toss. Steelers' defense forces a Lee

Johnson punt that is returned 41 yards to the Oilers' 15-yard line by Pittsburgh's Rick Woods. Two plays later, RB Walter Abercrombie runs three yards for winning touchdown at 2:35 of OT.

November 30, 1986 - at Cleveland 13, Houston 10:

Oilers win the toss but elect to kickoff (18-25 MPH winds). Oilers' defense forces a Jeff Gossett punt. QB Oliver Luck, replacing an injured Warren Moon, leads the Oilers to the Cleveland 31-yard line, but then is intercepted by CB Frank Minnifield at the Browns' 21. Again Houston's defense puts the Browns in a punting situation. Once again, Minnifield picks off a Luck pass, returning it to the Oilers' 37. FB Kevin Mack's seven-yard run and QB Bernie Kosar's seven-yard pass to WR Brian Brennan are the long plays prior to K Mark Moseley's winning 29-yard field goal at 14:44 of OT.

****January 3, 1988 - at Houston 23, Seattle 20:**

Seahawks win the toss. Oilers' defense forces a Ruben Rodriguez punt. QB Warren Moon's 15-yard pass to WR Drew Hill is the long play as the Oilers drive 61 yards. K Tony Zendejas kicks the winning 42-yard field goal at 8:05 of OT.

September 4, 1988 - Houston 17, at Indianapolis 14:

Colts win the toss. On the opening series, QB Gary Hogeboom completes a screen pass to RB Eric Dickerson, but Oiler LB John Grimsley forces a fumble which is recovered by LB Robert Lyles on the Colts' 42-yard line. QB Cody Carlson, subbing for injured Warren Moon, completes a 21-yard pass to WR Ernest Givins for the long play prior to K Tony Zendejas' 35-yard field goal at 3:51 of OT.

September 24, 1989 - Buffalo 47, at Houston 41:

Oilers win the toss. Houston takes over on its own 19-yard line and advances to the Buffalo 20 thanks to QB Warren Moon's 32-yard completion to FB Alonzo Highsmith, plus a 17-yard run by Moon and an 11-yarder by Highsmith. K Tony Zendejas attempts a 37-yard field goal, but it is wide left. The Bills assume possession on their own 20 and move 80 yards in seven plays. A 21-yard QB Jim Kelly-to-TE Pete Metzelaars pass precedes the game-winning 28-yard TD catch by WR Andre Reed at 8:42 of OT.

****December 31, 1989 - Pittsburgh 26, at Houston 23:**

Steelers win the toss. Oilers' defense forces a Harry Newsome punt as Houston takes over on its own 45-yard line. Oiler RB Lorenzo White fumbles on the first play as CB Rod Woodson recovers for the Steelers on the Houston 46. RB Merrill Hoge's 11-yard run helps Pittsburgh advance to the Oiler 33 before Gary Anderson kicks a 50-yard field goal (his 4th of the game) to win the game at 3:26 of OT.

December 2, 1990 - at Seattle 13, Houston 10:

Seahawks win the toss. Oilers' defense forces a Rick Donnelly punt as Houston takes over on its own 23-yard line. Oiler WR Bernard Ford fumbles on the first play as LB David Wyman recovers for the Seahawks on the Houston 27. Seattle FB John L. Williams rushes twice for a total of three yards before Norm Johnson kicks a 42-yard field goal to win the game at 4:25 of OT.

November 3, 1991 - at Washington 16, Houston 13:

Redskins win the toss. Oilers' defense forces a Kelly Goodburn punt as Houston takes over on its own 31-yard line. Oiler QB Warren Moon is intercepted on the second play by CB Darrell Green with Washington taking over on Houston's 33. RB Earnest Byner carries three times for a total of nine yards before Chip Lohmiller kicks a 41-yard field goal to win the game at 4:01 of OT.

November 10, 1991 - at Houston 26, Dallas 23:

Oilers win the toss. Cowboys' defense forces a Greg Montgomery punt as Dallas takes over on its own 24-yard line. The Cowboys move to the Oiler 24-yard line where they have a first down following a Houston holding penalty. Dallas RB Emmitt Smith gains seven yards but fumbles after a hit by LB Lamar Lathon, with Oiler S Bo Orlando recovering at the Houston 15. The Oilers then embark on an 11-play, 80-yard drive in which QB Warren Moon completes all seven of his passes for 70 yards. On second down, K Al Del Greco kicks a 23-yard field goal at 14:31 of OT.

September 20, 1992 - at Houston 23, Kansas City 20:

Chiefs win the toss. On the third play of OT, Kansas City WR J.J. Birden fumbles after a hit by Houston CB Cris Dishman with DT Doug Smith recovering the ball at the Chief's 23-yard line. Oiler RB Lorenzo White runs once for two yards before K Al Del Greco boots the game-winning 39-yard field goal at 1:55 of OT.

****January 3, 1993 - at Buffalo 41, Houston 38:**

Oilers win the toss. On third-and-three from Houston's 27-yard line, QB Warren Moon is intercepted by Buffalo CB Nate Odomes, who returns the ball to the Oiler 35. On the return, Houston WR Haywood Jeffries is penalized for a face mask infraction, which moves the ball to the Oilers' 20. After a pair of Kenneth Davis runs net six yards, K Steve Christie kicks a 32-yard field goal to win the game at 3:06 of OT.

November 6, 1994 - Pittsburgh 12, at Houston 9:

Steelers win the toss. Both teams exchange five punts before the Oilers gain possession on their 12-yard line with 4:30 left in the extra period. On the first play from scrimmage, RB Gary Brown scoots up the middle for 8 yards before being hit by CB Rod Woodson. He fumbles and the Steelers take over at the Oilers 22-yard line. Two plays later, K Gary Anderson hits from 40 yards out for the winning score at 3:36 of OT.

October 8, 1995 - at Minnesota 23, Houston 17:

Vikings win the toss. The Vikings move the ball to their 38-yard line but are forced to punt. Minnesota P Mike Saxton then pins the Oilers in at their 8-yard line with a 54-yard boot. On his third carry of overtime, RB Rodney Thomas scampers 27 yards to give the Oilers a first down at their 35. QB Will Furrer, who replaced Chris Chandler after he injured his shoulder while being sacked on the Oilers' last offensive series in the fourth quarter, is intercepted on his second pass attempt by CB Dewayne Washington (25-yard return). RB Robert Smith takes his third consecutive carry of OT

20 yards for the winning score with 7:10 gone in the extra stanza.

October 6, 1996 - Houston 30, at Cincinnati 27:

Bengals win the toss. The Bengals go three-and-out and are forced to punt, giving the Oilers the ball inside their own 20-yard line. On second down at the Oilers' 16-yard line, QB Chris Chandler connects with WR Willie Davis on a 37-yard pass to move into Cincinnati territory. Six plays later, K Al Del Greco hits from 49 yards out for the winning score at 4:22 of OT.

August 31, 1997 - at Tennessee 24, Oakland 21:

Oilers win the toss. Oilers go three-and-out and are forced to punt, giving the Raiders the ball at their own 33-yard line. The Raiders also go three-and-out and punt the ball to the Oilers. Tennessee takes over the ball at its own 35-yard line. On second-and-eight, QB Steve McNair connects with Frank Wycheck for 21 yards to the Raiders 42-yard line. Again on second down, McNair finds Wycheck, this time for 10 yards to the Raiders 32-yard line. On the next play, McNair scrambles for an 11-yard gain. RB Eddie George gains six yards before Al Del Greco hits the game-winner from 33 yards away with 8:03 left on the clock in overtime. The win is the Oilers first since relocating to Tennessee from Houston.

September 7, 1997 - at Miami 16, Tennessee 13:

Dolphins win the toss. The Oilers kick to Dolphin return man Irving Spikes, who returns the kickoff 48 yards to the Oilers 45-yard line. On second down, Dan Marino hits RB Bernie Parmalee for a 16-yard gain. Again on second down, Marino connects with Fred Barnett for a 9-yard gain. On the play, Oiler DB Tomur Barnes was flagged for an unnecessary roughness penalty which moved the ball to the Oilers 11-yard line. On the next play, Olindo Mare knocks home a 29-yard field goal with 12:45 remaining in overtime.

September 10, 2000 - at Tennessee 17, Kansas City 14:

Titans win the toss. The Chiefs kick to Derrick Mason, who returns the kick 28 yards to the Tennessee 29-yard line. A face mask penalty moves the ball to the 34-yard line. On third-and-eight, QB Neil O'Donnell passes to Kevin Dyson for 27 yards. A 26-yard pass to Frank Wycheck on the next play is negated by a holding penalty. Eddie George then rushes 29 yards to the Kansas City 18-yard line. On the next play, Al Del Greco kicks a 36-yard field goal with 12:02 remaining in overtime.

October 14, 2001 - at Tennessee 31, Tampa Bay 28:

Buccaneers win the toss. Tennessee's defense forces a punt. Tampa Bay kicks to Joe Walker, who returns the kick eight yards to Tampa Bay's 46. Steve McNair passes to Drew Bennett for 14 yards. Eddie George rushes for one yard. McNair pass is incomplete to Kevin Dyson. George rushes up middle for minus one yard. Joe Nedney kicks a 49-yard field goal with 13:08 remaining in overtime.

September 22, 2002 - at Tennessee 28, Cleveland 31:

Browns win the toss. Joe Nedney kicks ball into end zone for touchback. Jamel White rushes for six yards to

OVERTIME GAMES

Cleveland 26. Tim Couch passes to Jamel White for -1 yard to Cleveland 25. Couch passes for 10 yards to Quincy Morgan to Cleveland 35. White rushes off-tackle for 12 yards to Cleveland 47. Couch passes to Andre Davis for 31 yards to Tennessee 22. White rushes off tackle for five yards, then off left guard for two yards to Tennessee 15. Phil Dawson kicks a 33-yard field goal with 10:51 remaining in overtime.

December 1, 2002 - Tennessee 32 at N.Y. Giants 29: Giants win toss. Joe Nedney kicks off to Delvin Joyce, who returns the kickoff 38 yards to the New York 40. Kerry Collins passes to Ron Dixon for 14 yards to Tennessee 46. Tiki Barber rushes around the left side for two yards to Tennessee 44. Collins passes for 12 yards to Tennessee 32, but offensive pass interference is called on Amani Toomer, placing ball at New York 46. Collins passes incomplete to Barber. Collins sacked by Carlos Hall at New York 46. Matt Allen punts 34 yards to Tennessee 20. Steve McNair passes for 12 yards to Drew Bennett to Tennessee 32. McNair passes incomplete to Derrick Mason. McNair passes 23 yards to John Simon to New York 45. McNair passes 12 yards to Mason to New York 33. Robert Holcombe runs off right guard for 14 yards to New York 19. Holcombe rushes off left guard for minus 1 yard. Joe Nedney kicks 38-yard field goal with 10:00 remaining in overtime.

*****January 11, 2003 - at Tennessee 34, Pittsburgh 31:** Titans win the toss. Jeff Reed kicks off to John Simon, who returns kickoff 21 yards to Tennessee 31. Steve McNair passes incomplete to Robert Holcombe. McNair passes for 31 yards to Justin McCareins to Pittsburgh 38. McNair passes for 22 yards to Justin McCareins to Pittsburgh 16. Holcombe rushes up the middle for three yards to Pittsburgh 13. Joe Nedney connects on 31-yard field goal, but Pittsburgh calls timeout just before ball is snapped, so play does not count. Nedney then misses 31-yard field goal wide-right, but Dewayne Washington is flagged for roughing the kicker. Nedney makes good on 26-yard field goal with 12:49 remaining in overtime.

November 14, 2004 - at Tennessee 17, Chicago 19: Bears win the toss and control the ball at their own 26-yard line. They advance to the Chicago 48 before punting to the Tennessee 9. Billy Volek, who started at quarterback for an injured Steve McNair (sternum), throws an incomplete pass and then is sacked for a four-yard loss. On third down, Volek is sacked in the end zone by Adewale Ogunleye and fumbles. The ball is recovered in the end zone by Titans right tackle Fred Miller, who is tackled in the end zone for a safety. It is the first overtime game to end in a safety since Nov. 5, 1989, when Minnesota beat the L.A. Rams, 23-21.

December 10, 2006 - Tennessee 26 at Houston 20: Titans win the toss. Kris Brown kicks off to Pacman Jones, who returns it 36 yards to Tennessee's 43. Travis Henry rushes for one yard to Tennessee 44. Vince Young passes incomplete to Drew Bennett, but Houston is penalized for defensive holding, giving Titans a first down at the Tennessee 49. Chris Brown rushes up the middle for 16 yards to Houston's 35-yard line. Chris Brown is stopped for no gain, but Tennessee is penalized for offensive holding, moving ball to Houston's 45.

Chris Brown rushes for five yards to Houston's 40. Vince Young passes to Ahmard Hall for one yard to Houston's 39. On 3rd-and-14, Vince Young drops back, then scrambles up the middle 39 yards for the game-winning touchdown with 11:24 remaining in overtime.

December 9, 2007 - Tennessee 17, San Diego 23: Chargers win the toss. Rob Bironas kicks off into end zone for touchback. Chargers drive to their own 47-yard line. M. Scifres punts 51 yards to Tennessee 2. LenDale White carries for 3 and 5 yards, but an incompleteness on third down forces a punt. Craig Henrich punts 57 yards to San Diego 38. After consecutive Tomlinson carries, Rivers passes for 11 yards to Antonio Gates to Tennessee 31. Tomlinson runs three yards to Tennessee 28. Rivers passes for 12 yards to Vincent Jackson to Tennessee 16. Tomlinson runs for game-winning 16-yard touchdown with 7:35 remaining in overtime.

November 2, 2008 - at Tennessee 19, Green Bay 16: Tennessee wins the toss. Mason Crosby kicks off to Chris Carr, who returns the kickoff 23 yards to the Tennessee 22. On third-and-six from the Tennessee 26, Kerry Collins passes to Chris Johnson for 16 yards. Johnson then gains 14 yards on a carry. On third-and-four from the Green Bay 38, LenDale White rushes for seven yards. After consecutive rushes by Johnson of five and three yards to the Green Bay 23, Rob Bironas kicks a game-winning 41-yard field goal on third down.

September 9, 2009 - Tennessee 10 at Pittsburgh 13: Pittsburgh wins the toss. Rob Bironas kicks off to Stefan Logan, who returns the kick to the 24-yard line. The Steelers pick up first downs on an 11-yard reception by Hines Ward and a two-yard run by Melwede Moore. On third-and-one at the Tennessee 48-yard line, quarterback Ben Roethlisberger completes an 11-yard pass to Santonio Holmes. From the Tennessee 37, Roethlisberger finds Mike Wallace for a 22-yard reception. Jeff Reed makes a 33-yard field goal to win the game with 10:28 on the clock.

December 20, 2009 - at Tennessee 27, Miami 24: Miami wins the toss. After a 23-yard kickoff return by Ted Ginn, quarterback Chad Henne finds fullback Lousaka Polite for a four-yard completion. A pass attempt on second down falls incomplete. On third-and-six from the Miami 27, Henne's pass intended for Davone Bess is intercepted by Titans safety Michael Griffin at the Miami 45. A three-yard return is followed by a 15-yard unnecessary roughness penalty on Miami receiver Greg Camarillo. After three running plays by the Titans netting minus-one yard, Rob Bironas kicks a 46-yard field goal to win the game.

- * AFL Championship Game
- ** Wild Card Playoff Game
- *** AFC Divisional Playoff Game

OVERTIME WON-LOSS TOTALS

Won/Loss Record: 16-20 (11-10 home, 5-10 road)
Coin Toss Record: 14-22 (9-12 home, 5-10 road)
Record when winning coin toss: 9-5
Record when losing coin toss: 7-15

FRANCHISE WIN/LOSS RECORD (REGULAR SEASON)

vs. AFC Teams

Total: 294-307-5
Home: 178-128-1
Away: 116-179-4

vs. AFC South Teams

Total: 27-21-0
Home: 13-11-0
Away: 14-10-0

vs. AFC North/Central Teams

Total: 110-118-1
Home: 60-54-1
Away: 50-64

vs. AFC East Teams

Total: 82-76-2
Home: 49-27
Away: 33-49-2

vs. AFC West Teams

Total: 75-92-2
Home: 52-37
Away: 23-55-2

vs. NFC Teams

Total: 77-72-1
Home: 41-34-1
Away: 36-38

vs. NFC South Teams

Total: 7-1-0
Home: 4-0-0
Away: 3-1-0

vs. NFC North/Central Teams

Total: 28-20
Home: 16-9
Away: 12-11

vs. NFC East Teams

Total: 21-26
Home: 10-13
Away: 11-13

vs. NFC West Teams

Total: 21-25-1
Home: 11-12-1
Away: 10-13

Monday Night Football

Total: 19-16
Home: 12-8
Away: 7-8

Week After MNF

Total: 15-20
Home: 10-8
Away: 5-12

Sunday Night Football

Total: 11-9 (ESPN 8-6; TNT 2-2; NBC 1-1)
Home: 8-4
Away: 3-5

Thursday Night Football

Total: 3-3 (ABC 2-0; ESPN 1-1; TNT 0-1;
NBC 0-1)
Home: 3-1
Away: 0-2

Friday Night Football

Total: 0-1 (NFLN 0-1)
Home: 0-1
Away: 0-0

Saturday Night Football

Total: 1-2 (ABC 1-0, ESPN 0-2)
Home: 0-2
Away: 1-0

Overtime

Total: 15-17
Home: 10-8
Away: 5-9

Season Openers

Total: 26-24
Home: 14-9
Away: 12-15

Domes

Total: 133-127-2
Astrodome (Houston): 113-103-2
Edward Jones Dome (St. Louis): 0-1
Ford Field (Detroit): 1-0
Georgia Dome (Atlanta): 2-0
Kingdome (Seattle): 1-6
Lucas Oil Stadium (closed) (Indianapolis): 0-2
Metrodome (Minneapolis): 1-5
Reliant Stadium (closed) (Houston): 4-0
RCA Dome (Indianapolis): 4-7
Silverdome (Detroit): 2-1
Superdome (New Orleans): 5-2

2009 ATTENDANCE

PRESEASON

Home

Buffalo Bills (in Canton, Ohio)	22,153
Tampa Bay	69,143
Green Bay Packers	69,143
Total:	160,439

Away

@ Dallas Cowboys	75,720
@ Cleveland Browns	67,400
Total:	143,120

REGULAR SEASON

Home

Houston Texans	69,143
Indianapolis Colts	69,143
Jacksonville Jaguars	69,143
Buffalo Bills	69,143
Arizona Cardinals	69,143
St. Louis Rams	69,143
Miami Dolphins	69,143
San Diego Chargers	69,143
Regular Season Total:	553,144
Regular Season Average:	69,143

Away

@ Pittsburgh Steelers	65,110
@ New York Jets	75,863
@ Jacksonville Jaguars	49,014
@ New England Patriots	68,756
@ San Francisco 49ers	69,732
@ Houston Texans	71,153
@ Indianapolis Colts	66,321
@ Seattle Seahawks	67,002
Regular Season Total:	532,951
Regular Season Average:	66,619

Total Attendance (21 games) – 1,389,654Average – 66,174
 Regular Season Total (16 games) – 1,086,095Average – 67,881
 LP Field Game Totals (10 games) – 691,430Average – 69,143

ATTENDANCE RECORDS

Regular Season

1,098,921 (2007 – 16 games)
 1,097,073 (2006 – 16 games)
 1,097,039 (2000 – 16 games)
 1,089,472 (2001 – 16 games)
 1,088,061 (2008 – 16 games)
 1,087,279 (2003 – 16 games)
 1,086,095 (2009 – 16 games)
 1,059,178 (2005 – 16 games)
 1,051,730 (2004 – 16 games)
 1,050,989 (2002 – 16 games)
 1,017,727 (1999 – 16 games)

Home Regular Season

553,192 (2005 – 8 games)
 553,144 (2009 – 8 games)
 553,144 (2008 – 8 games)
 553,144 (2007 – 8 games)
 553,144 (2006 – 8 games)
 551,210 (2004 – 8 games)
 550,472 (2003 – 8 games)
 550,437 (2002 – 8 games)
 550,393 (2001 – 8 games)
 547,524 (2000 – 8 games)
 528,890 (1999 – 8 games)
 482,726 (1991 – 8 games)
 479,428 (1992 – 8 games)

Regular Season Home Game

69,149 – eight games in 2005

Away Game

88,550 (at Washington, 2006)

Postseason Game

80,023 (at Buffalo, 1989)

Largest LP Field Attendance

69,149 – eight games in 2005

Largest Vanderbilt Stadium Attendance

41,121 (vs. Minnesota, 1998)

Largest Liberty Bowl Att. (Memphis)

50,677 (vs. Pittsburgh, 1997)

Largest Astrodome Att. (Houston)

64,934 (vs. Pittsburgh, 1992)
 64,184 (vs. Kansas City, 1994)**

Largest Rice Stadium Att. (Houston)

52,580 (vs. N.Y. Jets, 1965)
 36,375 (vs. Oakland, 1967)

Largest Jeppesen Stadium Att. (Houston)

37,981 (vs. Dallas Texans, 1962)**
 37,854 (vs. San Diego, 1961)

*AFC Wild Card Game

**AFC Divisional Playoff

***AFL Championship Game

ALL-TIME ATTENDANCE (REGULAR SEASON)

<i>Yearly Totals</i>				<i>Home Totals</i>				<i>Away Totals</i>			
Yr.	Att	Games	Avg.	Yr.	Att	Games	Avg.	Yr.	Att	Games	Avg.
1960	272,940	14	19,496	1960	140,136	7	20,019	1960	132,804	7	18,972
1961	316,379	14	22,599	1961	195,024	7	27,861	1961	121,355	7	17,336
1962	295,108	14	21,079	1962	200,285	7	28,612	1962	94,823	7	13,546
1963	337,235	14	24,088	1963	163,372	7	23,339	1963	173,863	7	24,838
1964	327,284	14	23,377	1964	141,777	7	20,254	1964	185,507	7	26,501
1965	450,249	14	32,161	1965	240,857	7	34,408	1965	209,392	7	29,913
1966	411,555	14	29,397	1966	177,896	7	25,414	1966	233,659	7	33,380
1967	447,385	14	31,956	1967	185,129	7	26,447	1967	262,256	7	37,465
1968	569,255	14	40,661	1968	283,383	7	40,483	1968	285,872	7	40,839
1969	599,862	14	42,847	1969	309,420	7	44,203	1969	290,442	7	41,492
1970	659,432	14	47,102	1970	294,425	7	42,061	1970	365,007	7	52,144
1971	658,611	14	47,044	1971	289,954	7	41,422	1971	368,657	7	52,665
1972	684,790	14	48,914	1972	285,851	7	40,836	1972	398,939	7	56,991
1973	593,244	14	42,375	1973	219,386	7	31,341	1973	373,858	7	53,408
1974	614,609	14	43,901	1974	237,403	7	33,915	1974	377,206	7	53,887
1975	718,775	14	51,341	1975	336,458	7	48,065	1975	382,317	7	54,617
1976	713,217	14	50,944	1976	331,895	7	47,414	1976	381,322	7	54,475
1977	721,334	14	51,524	1977	345,820	7	49,403	1977	375,514	7	53,645
1978	872,727	16	54,545	1978	411,652	8	51,457	1978	461,075	8	57,634
1979	855,514	16	53,470	1979	396,580	8	49,573	1979	458,934	8	57,367
1980	898,625	16	56,164	1980	398,699	8	49,837	1980	499,926	8	62,491
1981	845,112	16	52,280	1981	355,259	8	44,407	1981	489,853	8	61,232
1982	402,513	9	44,724	1982	200,340	5	40,068	1982	202,173	4	50,543
1983	707,215	16	44,201	1983	321,440	8	40,180	1983	385,775	8	48,222
1984	707,644	16	44,228	1984	323,533	8	40,442	1984	384,111	8	48,014
1985	734,041	16	45,878	1985	329,445	8	41,181	1985	404,596	8	50,575
1986	693,294	16	43,331	1986	303,786	8	37,973	1986	389,508	8	48,689
1987	685,703	15	45,714	1987	259,875	7	37,125	1987	425,828	8	53,229
1988	845,396	16	52,838	1988	365,981	8	45,748	1988	479,415	8	59,927
1989	889,424	16	55,589	1989	451,027	8	56,378	1989	438,397	8	54,800
1990	917,819	16	57,364	1990	449,275	8	56,159	1990	468,544	8	58,568
1991	921,346	16	57,584	1991	482,726	8	60,341	1991	438,620	8	54,828
1992	965,366	16	60,335	1992	479,428	8	59,928	1992	485,938	8	60,743
1993	944,071	16	59,004	1993	452,522	8	56,565	1993	491,549	8	61,444
1994	822,738	16	51,421	1994	353,514	8	44,189	1994	469,224	8	58,653
1995	764,253	16	47,766	1995	288,860	8	36,108	1995	475,393	8	59,424
1996	604,633	16	37,790	1996	254,600	8	31,825	1996	350,033	8	43,754
1997	683,765	16	42,735	1997	224,757	8	28,095	1997	459,008	8	57,376
1998	791,806	16	49,487	1998	299,555	8	37,444	1998	492,251	8	61,531
1999	1,017,727	16	63,608	1999	528,890	8	66,111	1999	488,837	8	61,105
2000	1,097,039	16	68,565	2000	547,524	8	68,441	2000	549,515	8	68,689
2001	1,089,472	16	68,092	2001	550,393	8	68,799	2001	539,079	8	67,385
2002	1,050,989	16	65,687	2002	550,437	8	68,805	2002	500,552	8	62,569
2003	1,087,279	16	67,955	2003	550,472	8	68,809	2003	536,807	8	67,101
2004	1,051,730	16	65,733	2004	551,210	8	68,901	2004	500,520	8	62,565
2005	1,059,178	16	66,199	2005	553,192	8	69,149	2005	505,986	8	63,248
2006	1,097,073	16	68,567	2006	553,144	8	69,143	2006	543,929	8	67,991
2007	1,098,921	16	68,683	2007	553,144	8	69,143	2007	545,777	8	68,222
2008	1,088,061	16	68,004	2008	553,144	8	69,143	2008	534,917	8	66,865
2009	1,086,095	16	67,881	2009	553,144	8	69,143	2009	532,951	8	66,619
Totals	37,773,833	756	49,965	Totals	17,926,019	378	47,423	Totals	19,941,814	378	52,756

PRIMETIME RESULTS

YR	DATE	OPPONENT	SCORE	W/L	YR	DATE	OPPONENT	SCORE	W/L
1970	Mon., Dec. 7	CLEVELAND (ABC)	10-21	L	THURSDAY NIGHT GAMES (3-3)				
1972	Mon., Oct. 9	OAKLAND (ABC)	0-34	L	1980	Dec. 4	PITTSBURGH (ABC)	6-0	W
1975	Mon., Nov. 24	PITTSBURGH (ABC)	9-32	L	1981	Dec. 3	CLEVELAND (ABC)	17-13	W
1976	Mon., Nov. 1	at Baltimore (ABC)	14-38	L	1994	Oct. 13	CLEVELAND (TNT)	8-11	L
1978	Mon., Oct. 23	at Pittsburgh (ABC)	24-17	W	1997	Dec. 4	at Cincinnati (ESPN)	14-41	L
1978	Mon., Nov. 20	MIAMI (ABC)	35-30	W	1999	Dec. 9	OAKLAND (ESPN)	21-14	W
1979	Mon., Nov. 5	at Miami (ABC)	9-6	W	2009	Sept. 10	at Pittsburgh (NBC)	10-13	L*
1979	Mon., Dec. 10	PITTSBURGH (ABC)	20-17	W	FRIDAY NIGHT GAMES (0-1)				
1980	Mon., Sept. 15	at Cleveland (ABC)	16-7	W	2009	Dec. 25	SAN DIEGO (NFLN)	17-42	L
1980	Mon., Nov. 10	NEW ENGLAND (ABC)	38-34	W	SATURDAY NIGHT GAMES (1-2)				
1980	Thur., Dec. 4	PITTSBURGH (ABC)	6-0	W	1989	Dec. 23	CLEVELAND (ESPN)	20-24	L
1981	Mon., Oct. 26	at Pittsburgh (ABC)	13-26	L	2001	Dec. 22	at Oakland (ABC)	13-10	W
1981	Thur., Dec. 3	CLEVELAND (ABC)	17-13	W	2004	Dec. 25	DENVER (ESPN)	16-37	L
1982	Mon., Dec. 13	DALLAS (ABC)	7-37	L	SUNDAY NIGHT GAMES (11-9)				
1988	Sun., Oct. 30	WASHINGTON (ESPN)	41-17	W	1988	Oct. 30	WASHINGTON (ESPN)	41-17	W
1988	Mon., Nov. 7	CLEVELAND (ABC)	24-17	W	1988	Dec. 4	PITTSBURGH (ESPN)	34-37	L
1988	Sun., Dec. 4	PITTSBURGH (ESPN)	34-37	L	1990	Sept. 16	at Pittsburgh (TNT)	9-20	L
1989	Mon., Nov. 13	CINCINNATI (ABC)	26-24	W	1990	Dec. 30	PITTSBURGH (ESPN)	34-14	W
1989	Sat., Dec. 23	CLEVELAND (ESPN)	20-24	L	1991	Sept. 8	at Cincinnati (TNT)	30-7	W
1990	Sun., Sept. 16	at Pittsburgh (TNT)	9-20	L	1991	Nov. 17	CLEVELAND (ESPN)	28-24	W
1990	Mon., Nov. 26	BUFFALO (ABC)	27-24	W	1992	Dec. 13	GREEN BAY (ESPN)	14-16	L
1990	Sun., Dec. 30	PITTSBURGH (ESPN)	34-14	W	1992	Dec. 27	BUFFALO (ESPN)	27-3	W
1991	Sun., Sept. 8	at Cincinnati (TNT)	30-7	W	1993	Sept. 5	at New Orleans (TNT)	21-33	L
1991	Mon., Sept. 16	KANSAS CITY (ABC)	17-7	W	1993	Nov. 28	PITTSBURGH (ESPN)	23-3	W
1991	Sun., Nov. 17	CLEVELAND (ESPN)	28-24	W	1994	Jan. 2	N.Y. JETS (ESPN)	24-0	W
1991	Mon., Dec. 2	PHILADELPHIA (ABC)	6-13	L	1995	Nov. 19	at Kansas City (ESPN)	13-20	L
1992	Mon., Dec. 7	CHICAGO (ABC)	24-7	W	1996	Oct. 6	at Cincinnati (TNT)	30-27	W*
1992	Sun., Dec. 13	GREEN BAY (ESPN)	14-16	L	1998	Nov. 8	at Tampa Bay (ESPN)	31-22	W
1992	Sun., Dec. 27	BUFFALO (ESPN)	27-3	W	1999	Nov. 7	at Miami (ESPN)	0-17	L
1993	Sun., Sept. 5	at New Orleans (TNT)	21-33	L	2000	Sept. 3	at Buffalo (ESPN)	13-16	L
1993	Mon., Oct. 11	at Buffalo (ABC)	7-35	L	2001	Sept. 9	MIAMI (ESPN)	23-31	L
1993	Sun., Nov. 28	PITTSBURGH (ESPN)	23-3	W	2003	Sept. 7	OAKLAND (ESPN)	25-20	W
1994	Sun., Jan. 2	N.Y. JETS (ESPN)	24-0	W	2007	Dec. 30	at Indianapolis (NBC)	16-10	W
1994	Mon., Oct. 3	at Pittsburgh (ABC)	14-30	L	2009	Oct. 11	INDIANAPOLIS (NBC)	9-31	L
1994	Thurs., Oct. 13	CLEVELAND (TNT)	8-11	L	MONDAY NIGHT FOOTBALL (19-16)				
1994	Mon., Oct. 24	at Philadelphia (ABC)	6-21	L	1970	Dec. 7	CLEVELAND (ABC)	10-21	L
1994	Mon., Nov. 21	N.Y. GIANTS (ABC)	10-13	L	1972	Oct. 9	OAKLAND (ABC)	0-34	L
1995	Sun., Nov. 19	at Kansas City (ESPN)	13-20	L	1975	Nov. 24	PITTSBURGH (ABC)	9-32	L
1996	Sun., Oct. 6	at Cincinnati (TNT)	30-27	W*	1976	Nov. 1	at Baltimore (ABC)	14-38	L
1997	Thurs., Dec. 4	at Cincinnati (ESPN)	14-41	L	1978	Oct. 23	at Pittsburgh (ABC)	24-17	W
1998	Sun., Nov. 8	at Tampa Bay (ESPN)	31-22	W	1978	Nov. 20	MIAMI (ABC)	35-30	W
1999	Sun., Nov. 7	at Miami (ESPN)	0-17	L	1979	Nov. 5	at Miami (ABC)	9-6	W
1999	Thurs., Dec. 9	OAKLAND (ESPN)	21-14	W	1979	Dec. 10	PITTSBURGH (ABC)	20-17	W
2000	Sun., Sept. 3	at Buffalo (ESPN)	13-16	L	1980	Sept. 15	at Cleveland (ABC)	16-7	W
2000	Mon., Oct. 16	JACKSONVILLE (ABC)	27-13	W	1980	Nov. 10	NEW ENGLAND (ABC)	38-34	W
2000	Mon., Oct. 30	at Washington (ABC)	27-21	W	1981	Oct. 26	at Pittsburgh (ABC)	13-26	L
2000	Mon., Dec. 25	DALLAS (ABC)	31-0	W	1982	Dec. 13	DALLAS (ABC)	7-37	L
2001	Sun., Sept. 9	MIAMI (ESPN)	23-31	L	1988	Nov. 7	CLEVELAND (ABC)	24-17	W
2001	Mon., Oct. 29	at Pittsburgh (ABC)	7-34	L	1989	Nov. 13	CINCINNATI (ABC)	26-24	W
2001	Mon., Nov. 12	BALTIMORE (ABC)	10-16	L	1990	Nov. 26	BUFFALO (ABC)	27-24	W
2001	Sat., Dec. 22	at Oakland (ABC)	13-10	W	1991	Sept. 16	KANSAS CITY (ABC)	17-7	W
2002	Mon., Dec. 16	NEW ENGLAND (ABC)	24-7	W	1991	Dec. 2	PHILADELPHIA (ABC)	6-13	L
2003	Sun., Sept. 7	OAKLAND (ESPN)	25-20	W	1992	Dec. 7	CHICAGO (ABC)	24-7	W
2003	Mon., Dec. 1	at New York Jets (ABC)	17-24	L	1993	Oct. 11	at Buffalo (ABC)	7-35	L
2004	Mon., Oct. 11	at Green Bay (ABC)	48-27	W	1994	Oct. 3	at Pittsburgh (ABC)	14-30	L
2004	Mon., Dec. 13	KANSAS CITY (ABC)	38-49	L	1994	Oct. 24	at Philadelphia (ABC)	6-21	L
2004	Sat., Dec. 25	DENVER (ESPN)	16-37	L	1994	Nov. 21	N.Y. GIANTS (ABC)	10-13	L
2007	Mon., Sept. 24	at New Orleans (ESPN)	31-14	W	2000	Oct. 16	JACKSONVILLE (ABC)	27-13	W
2007	Mon., Nov. 19	at Denver (ESPN)	20-34	L	2000	Oct. 30	at Washington (ABC)	27-21	W
2007	Sun., Dec. 30	at Indianapolis (NBC)	16-10	W	2000	Dec. 25	DALLAS (ABC)	31-0	W
2008	Mon., Oct. 27	INDIANAPOLIS (ESPN)	31-21	W	2001	Oct. 29	at Pittsburgh (ABC)	7-34	L
2009	Thurs., Sept. 10	at Pittsburgh (NBC)	10-13	L*	2001	Nov. 12	BALTIMORE (ABC)	10-16	L
2009	Sun., Oct. 11	INDIANAPOLIS (NBC)	9-31	L	2002	Dec. 16	NEW ENGLAND (ABC)	24-7	W
2009	Mon., Nov. 23	at Houston (ESPN)	20-17	W	2003	Dec. 1	at New York Jets (ABC)	17-24	L
2009	Fri., Dec. 25	SAN DIEGO (NFLN)	17-42	L	2004	Oct. 11	at Green Bay (ABC)	48-27	W
					2004	Dec. 13	KANSAS CITY (ABC)	38-49	L
					2007	Sept. 24	at New Orleans (ESPN)	31-14	W
					2007	Nov. 19	at Denver (ESPN)	20-34	L
					2008	Oct. 27	INDIANAPOLIS (ESPN)	31-21	W
					2009	Nov. 23	at Houston (ESPN)	20-17	W
					TOTALS: 34-31 Primetime (23-16 home, 11-15 road)				
					3-3	Thursday Night (3-1 home, 0-2 road)			
					0-1	Friday Night (0-1 home, 0-0 road)			
					19-16	Monday Night (12-8 home, 7-8 road)			
					1-2	Saturday Night (0-2 home, 1-0 road)			
					11-9	Sunday Night (8-4 home, 3-5 road)			
					* Overtime				



2010 MEDIA GUIDE

Playoff History

POSTSEASON RESULTS

<i>DATE</i>	<i>ROUND</i>	<i>OPPONENT</i>	<i>W/L</i>	<i>SCORE</i>	<i>ATT.</i>
1/1/61	AFL Championship	L.A. CHARGERS	W	24-16	32,183
12/24/61	AFL Championship	at San Diego	W	10-3	29,556
12/23/62	AFL Championship	DALLAS	L	17-20 (OT)	37,981
12/31/67	AFL Championship	at Oakland	L	7-40	53,330
12/21/69	Divisional	at Oakland	L	7-56	53,539
12/24/78	Wild Card	at Miami	W	17-9	70,036
12/31/78	Divisional	at New England	W	31-14	61,297
1/7/79	AFC Championship	at Pittsburgh	L	5-34	49,417
12/23/79	Wild Card	DENVER	W	13-7	48,776
12/29/79	Divisional	at San Diego	W	17-14	51,192
1/6/80	AFC Championship	at Pittsburgh	L	13-27	50,475
12/28/80	Wild Card	at Oakland	L	7-27	52,762
1/3/88	Wild Card	SEATTLE	W	23-20 (OT)	49,622
1/10/88	Divisional	at Denver	L	10-34	75,968
12/24/88	Wild Card	at Cleveland	W	24-23	74,977
1/19/89	Divisional	at Buffalo	L	10-17	79,532
12/31/89	Wild Card	PITTSBURGH	L	23-26 (OT)	58,306
1/6/91	Wild Card	at Cincinnati	L	14-41	60,012
12/29/91	Wild Card	N.Y. JETS	W	17-10	61,485
1/4/92	Divisional	at Denver	L	24-26	75,301
1/3/93	Wild Card	at Buffalo	L	38-41 (OT)	75,141
1/16/94	Divisional	KANSAS CITY	L	20-28	64,011
1/8/00	Wild Card	BUFFALO	W	22-16	66,782
1/16/00	Divisional	at Indianapolis	W	19-16	57,087
1/23/00	AFC Championship	at Jacksonville	W	33-14	75,206
1/30/00	Super Bowl XXXIV	ST. LOUIS	L	16-23	72,625
1/7/01	Divisional	BALTIMORE	L	10-24	68,527
1/11/03	Divisional	PITTSBURGH	W	34-31 (OT)	68,809
1/19/03	AFC Championship	at Oakland	L	24-41	62,544
1/3/04	Wild Card	at Baltimore	W	20-17	69,452
1/10/04	Divisional	at New England	L	14-17	68,436
1/6/08	Wild Card	at San Diego	L	6-17	65,640
1/10/09	Divisional	BALTIMORE	L	10-13	69,143

ALL-TIME PLAYOFF LEADERS

RUSHING

	G	Att.	Yds.	Avg.	TD
Eddie George	9	206	776	3.8	5
Earl Campbell	8	135	420	3.1	4
Steve McNair	9	54	349	6.5	6
Lorenzo White	7	76	264	3.5	0
Allen Pinkett	6	47	219	4.7	1



RB Eddie George

RECEIVING

	G	No.	Yds.	Avg.	TD
Ernest Givins	8	60	774	12.9	8
Haywood Jeffries	7	41	513	12.5	3
Drew Hill	7	38	513	13.5	1
Derrick Mason	9	29	312	10.8	1

PASSING

	G	Att.	Comp.	Pct.	Yds.	TD	INT.	QB Rating
Warren Moon	9	351	230	65.5	2,578	15	12	87.3
Steve McNair	9	282	166	58.9	1,591	6	9	68.4
Dan Pastorini	5	116	71	61.2	954	4	8	72.3

SCORING

	G	TD	PAT	FG	Total
Al Del Greco	9	0	21	14	63
Ernest Givins	8	8	0	0	48
Toni Fritsch	6	0	11	8	35



K Al Del Greco

FIELD GOALS

	G	Att.	Made	Pct.	Long
Al Del Greco	9	22	14	63.6	53
Tony Zendejas	5	14	9	64.3	49
Toni Fritsch	7	9	7	77.8	31

PUNTING

	G	No.	Avg.	Long
Greg Montgomery	8	27	42.6	59
Ode Burrell	7	11	42.3	57
Craig Hentrich	11	51	41.0	66




P Craig Hentrich

KICKOFF RETURNS

	G	No.	Yds.	Avg.	TD
Derrick Mason	7	17	492	28.9	1
Bobby Jancik	2	9	239	26.6	0
Allen Pinkett	6	13	221	17.0	0

PUNT RETURNS

	G	No.	Yds.	Avg.	TD
Derrick Mason	9	21	173	8.2	0
Richard Ellender	3	9	75	8.3	0
Kenny Johnson	2	5	27	5.4	0



WR Derrick Mason

INTERCEPTIONS

	G	No.	Yds.	Avg.	TD
Vernon Perry	4	5	75	15.0	1
Mike Reinfeldt	7	4	35	8.8	0
Bubba McDowell	6	3	90	30.0	1

TACKLES (since 1974)

Career	55	Al Smith
	48	Keith Bulluck
	45	Gregg Bingham
	41	John Grimsley
Game	13	Art Stringer (1/6/80 at Pittsburgh)
	12	Gregg Bingham (1/6/80 at Pittsburgh)
		Terry Kinard (1/6/91 at Cincinnati)
		Peter Sirmon (1/10/04 at New England)

SACKS (since 1970)

Career	5	Elvin Bethea
		Andy Dorris
	3.5	Jason Fisk
	3	William Fuller
Game	3	Andy Dorris (12/23/79 vs. Denver)
	2	Jevon Kearse (1/9/00 vs. Buf.)
		Curley Culp (12/23/79 vs. Denver)
		William Fuller (1/3/93 at Buffalo)

INDIVIDUAL PLAYOFF RECORDS

SERVICE

Most Games, Head Coach

- 11 Jeff Fisher, 1999-08
- 7 O.A. "Bum" Phillips, 1978-80
- 5 Jerry Glanville, 1987-89
- 5 Jack Pardee, 1990-93

Most Games Won, Head Coach

- 5 Jeff Fisher, 1999-08
- 4 O.A. "Bum" Phillips, 1978-80
- 2 Jerry Glanville, 1987-89

Most Games Lost, Head Coach

- 6 Jeff Fisher, 1999-08
- 4 Jack Pardee, 1990-93
- 3 Jerry Glanville, 1987-89
- 3 O.A. "Bum" Phillips, 1978-80

SCORING

Most Points, Career

- 63 Al Del Greco, (21 PAT, 14 FG)
- 48 Ernest Givins, (8 TD)
- 36 Steve McNair, (6 TD)
- 35 Toni Fritsch, (11 PAT, 8 FG)
- 33 Tony Zendejas, (9 PAT, 8 FG)

Most Points, Game

- 13 Al Del Greco, @ Indianapolis, 1/16/00
- 12 Mike Barber, @ New England, 12/31/78
- 12 Allen Pinkett, @ Cleveland, 12/24/88
- 12 Ernest Givins, vs. Pittsburgh, 12/31/89
- 12 Ernest Givins, @ Cincinnati, 1/6/91
- 12 Ernest Givins, vs. NY Jets, 12/29/91
- 12 Haywood Jeffires, @ Buffalo, 1/3/93
- 12 Steve McNair, @ Jacksonville, 1/23/00
- 12 Steve McNair, @ Oakland, 1/19/03

Most Points, Opponent, Game

- 18 Andre Reed, @ Buffalo, 1/3/93
- 16 George Blanda, @ Oakland, 12/31/67
- 14 Gary Anderson, vs. Pittsburgh, 12/31/89

TOUCHDOWNS

Most Touchdowns, Career

- 8 Ernest Givins, (8 receiving)
- 6 Steve McNair, (6 rushing)
- 5 Eddie George, (5 rushing)
- 4 Earl Campbell, (4 rushing)
- 3 Haywood Jeffires, (3 receiving)

Most Touchdowns, Game

- 2 Mike Barber, @ New England, 12/31/78
- 2 Allen Pinkett, @ Cleveland, 12/24/88
- 2 Ernest Givins, vs. Pittsburgh, 12/31/89
- 2 Ernest Givins, @ Cincinnati, 1/6/91
- 2 Ernest Givins, vs. NY Jets, 12/29/93
- 2 Haywood Jeffires, @ Buffalo, 1/3/93
- 2 Steve McNair, @ Jacksonville, 1/23/00
- 2 Eddie George, vs. St. Louis, 1/30/00
- 2 Steve McNair, @ Oakland, 1/19/03

Most Touchdowns, Opponent, Game

- 3 Andre Reed, @ Buffalo, 1/3/91

Most Consecutive Games Scoring Touchdown

- 3 Ernest Givins, 1989-91
- 3 Eddie George, 1999-02
- 2 6 times, last by Steve McNair, 2002

POINTS AFTER TOUCHDOWN

Most Attempts, Career

- 21 Al Del Greco, 1991-93, 99-00
- 11 Toni Fritsch, 1979-80
- 9 Tony Zendejas, 1987-89

Most Attempts, Game

- 5 Al Del Greco, @ Buffalo, 1/3/93
- 4 Toni Fritsch, @ New England, 12/31/78
- 4 Al Del Greco, @ Jacksonville, 1/23/00
- 4 Joe Nedney, vs. Pittsburgh, 1/11/03

Most Made, Career

- 21 Al Del Greco, 1991-93, 99-00
- 11 Toni Fritsch, 1978-80
- 9 Tony Zendejas, 1987-89

Most Made, Game

- 5 Al Del Greco, @ Buffalo, 1/3/93
- 4 Al Del Greco, @ Indianapolis, 1/16/00
- 4 Toni Fritsch, @ New England, 12/31/78
- 4 Al Del Greco, @ Jacksonville, 1/23/00
- 4 Joe Nedney, vs. Pittsburgh, 1/11/03

Most Made, Opponent, Game

- 8 George Blanda, @ Oakland, 12/21/69
- 5 Jim Breech, @ Cincinnati, 1/6/91
- 5 Steve Christie, @ Buffalo, 1/3/93
- 5 Sabastian Janikowski, @ Oakland, 1/19/03

Most Made, No Misses, Career

- 21 Al Del Greco, 1991-93, 99-00
- 11 Toni Fritsch, 1978-80
- 9 Tony Zendejas, 1987-89

FIELD GOALS

Most Attempted, Career

- 22 Al Del Greco, 1991-93, 99-00
- 14 Tony Zendejas, 1987-89
- 9 Toni Fritsch, 1978-80

Most Attempted, Game

- 5 Tony Zendejas, vs. Seattle, 1/3/89
- 4 Al Del Greco, @ Indianapolis, 1/16/00
- 4 Al Del Greco, vs. Baltimore, 1/7/01
- 4 Tony Zendejas, vs. Pittsburgh, 12/31/88
- 4 Jeff Reed, vs. Pittsburgh, 1/11/03

Most Attempted, Opponent, Game

- 4 Jeff Wilkins, vs. St. Louis, 1/30/00
- 4 Roy Gerela, @ Pittsburgh, 1/7/79
- 4 Gary Anderson, vs. Pittsburgh, 12/31/89

Most Made, Career

- 14 Al Del Greco, 1991-93, 99-00
- 9 Tony Zendejas, 1987-89
- 7 Toni Fritsch, 1978-80

Most Made, Game

- 4 Al Del Greco, @ Indianapolis, 1/16/00
- 3 Al Del Greco, vs. Buffalo, 1/8/00
- 3 Tony Zendejas, vs. Seattle, 1/3/88
- 3 Tony Zendejas, vs. Pittsburgh, 12/31/89

Most Made, Opponent, Game

- 4 Roy Gerela, @ Pittsburgh, 1/7/79
- 3 Mike Vanderjagt, @ Indianapolis, 1/16/00
- 3 Jeff Wilkins, vs. St. Louis, 1/30/00
- 3 Ben Agajanian, vs. LA Chargers, 1/1/61
- 3 Matt Bahr, @ Cleveland, 12/24/88
- 3 Jeff Reed, vs. Pittsburgh, 1/11/03

Most Consecutive Games Made

- 9 Al Del Greco, 1991-93, 99-00
- 6 Toni Fritsch, 1978-80
- 5 Tony Zendejas, 1987-89

Longest Field Goal

- 53 Al Del Greco, vs. NY Jets, 12/29/91
 - 49 Al Del Greco, @ Indianapolis, 1/16/00
 - 49 Tony Zendejas, vs. Seattle, 1/3/88
 - 49 Tony Zendejas, @ Cleveland, 12/24/88
 - 49 Al Del Greco, vs. Kansas City, 1/16/94
- Highest Field Goal Percentage (5 attempts)**
- 77.8 Toni Fritsch, 6 games (7-9)
 - 64.3 Tony Zendejas, 5 games (9-14)
 - 63.6 Al Del Greco, 9 games (14-22)

SAFETIES

Most, Career

- 1 Jevon Kearse, 1999
- 1 Ted Washington, 1979

Most, Game

- 1 Jevon Kearse, vs. Buffalo, 1/8/00
- 1 Ted Washington, @ Pittsburgh, 1/7/79

RUSHING

Most Attempts, Career

- 206 Eddie George, 9 games
- 135 Earl Campbell, 8 games
- 76 Lorenzo White, 7 games
- 54 Steve McNair, 9 games

Most Attempts, Game

- 29 Eddie George, vs. Buffalo, 1/8/00
- 28 Eddie George, vs. St. Louis, 1/30/00
- 27 Earl Campbell, @ New England, 12/31/78
- 27 Earl Campbell, @ Oakland, 12/23/80
- 27 Eddie George, vs. Baltimore, 1/7/01
- 25 Eddie George, @ Baltimore, 1/3/04

Most Yards Gained, Career

- 776 Eddie George, 9 games
- 420 Earl Campbell, 8 games
- 349 Steve McNair, 9 games
- 264 Lorenzo White, 7 games
- 219 Allen Pinkett, 6 games

Most Yards Gained, Game

- 162 Eddie George, @ Indianapolis, 1/16/00
- 118 Earl Campbell, @ New England, 12/31/78
- 106 Eddie George, vs. Buffalo, 1/8/00

Longest Run From Scrimmage

- 68t Eddie George, @ Indianapolis, 1/16/00
- 51 Steve McNair, @ Jacksonville, 1/23/00
- 35 Earl Campbell, @ New England, 12/31/78

Highest Average Gain, Career (40 carries)

- 6.46 Steve McNair, 9 games (54-349)
- 4.66 Allen Pinkett, 6 games (47-219)
- 3.77 Eddie George, 9 games (206-776)
- 3.47 Lorenzo White, 5 games (76-264)
- 3.11 Earl Campbell, 8 games (135-420)

Highest Average Gain, Game (10 carries)

- 6.5 Chris Johnson, vs. Baltimore, 1/10/09 (11-72)
- 6.23 Eddie George, @ Indianapolis, 1/16/00 (26-162)
- 4.37 Earl Campbell, @ New England, 12/31/78 (27-118)

Most Touchdowns, Career

- 6 Steve McNair, 9 games
- 5 Eddie George, 9 games
- 4 Earl Campbell, 8 games
- 2 Mike Rozier, 4 games

Most Touchdowns, Game

- 2 Eddie George, vs. St. Louis, 1/30/00
- 2 Steve McNair, @ Jacksonville, 1/23/00
- 2 Steve McNair, @ Oakland, 1/19/03
- 1 18 times, last by Chris Johnson vs. Bal., 1/10/09

Most Consecutive Games Rushing for TD's

- 3 Eddie George, 1999-02
- 2 Chris Brown, 2004
- 2 Steve McNair, 2002
- 2 Earl Campbell, 1978

PASSING

Passer Rating (100 attempts)

- 87.3 Warren Moon, 9 games
- 72.3 Dan Pastorini, 5 games
- 68.4 Steve McNair, 9 games

ATTEMPTS

Most Passes Attempted, Career

- 351 Warren Moon, 9 games
- 282 Steve McNair, 9 games
- 117 George Blanda, 3 games
- 116 Dan Pastorini, 5 games

Most Passes Attempted, Game

- 50 Warren Moon, @ Buffalo, 1/3/93
- 48 Warren Moon, vs. Pittsburgh, 12/31/89
- 46 George Blanda, vs. Dallas Texans, 12/23/62
- 46 Pete Beathard, @ Oakland, 12/21/69
- 46 Steve McNair, vs. Baltimore, 1/7/01

COMPLETIONS

Most Completions, Career

- 230 Warren Moon, 9 games
- 166 Steve McNair, 9 games
- 71 Dan Pastorini, 5 games
- 57 George Blanda, 3 games

Most Completions, Game

- 36 Warren Moon, @ Buffalo, 1/3/93
- 32 Warren Moon, vs. Kansas City, 1/16/94
- 29 Warren Moon, vs. Pittsburgh, 12/31/89

COMPLETION PERCENTAGE

Highest Completion Percentage, Career (100 att)

- 65.5 Warren Moon, 9 games
- 61.2 Dan Pastorini, 5 games
- 58.9 Steve McNair, 9 games

Highest Completion Percentage, Game (10 att)

- 80.0 Dan Pastorini, @ New England, 12/31/78 (12-15)
- 75.0 Warren Moon, @ Denver, 1/4/92 (27-36)
- 74.4 Warren Moon, vs. Kansas City, 1/16/94 (32-43)

YARDS GAINED

Most Yards Gained, Career

- 2,578 Warren Moon, 9 games
- 1,591 Steve McNair, 9 games
- 954 Dan Pastorini, 5 games
- 722 George Blanda, 3 games

Most Yards Gained, Game

- 371 Warren Moon, @ Buffalo, 1/3/93
- 338 Steve McNair, vs. Pittsburgh, 1/11/03
- 325 Warren Moon, @ Denver, 1/4/92
- 315 Warren Moon, vs. Pittsburgh, 12/31/89

Most Games, 300 or More Yards Passing, Career

- 4 Warren Moon, 9 games

Most Consec. Games, 300 or More Yards Passing

- 3 Warren Moon, 1991-93

Longest Pass Completion

- 88t George Blanda (to Billy Cannon), vs. LA Chargers, 1/1/61
- 71t Dan Pastorini (to Ken Burrough), @ N.E., 12/31/78
- 55 Dan Pastorini (to Mike Barber), @ Miami, 12/24/78
- 49t Steve McNair (to Justin McCareins), @ Balt., 1/3/04

Highest Average Gain, Career (100 attempts)

- 8.22 Dan Pastorini, 5 games (116-954)
- 7.31 Warren Moon, 9 games (351-2578)
- 6.17 George Blanda, 3 games (117-722)

Highest Average Gain, Game (20 attempts)

- 10.55 Dan Pastorini, @ New England, 12/31/78
- 9.03 Warren Moon, @ Denver, 1/4/92
- 8.53 Warren Moon, vs. Seattle, 1/3/88

TOUCHDOWNS

Most Touchdown Passes, Career

- 15 Warren Moon, 9 games
- 6 Steve McNair, 9 games
- 5 George Blanda, 3 games
- 4 Dan Pastorini, 5 games

Most Touchdown Passes, Game

- 4 Warren Moon, @ Buffalo, 1/3/93
- 3 George Blanda, vs. LA Chargers, 1/1/61
- 3 Dan Pastorini, @ New England, 12/31/78
- 3 Warren Moon, @ Denver, 1/4/92

Most Consecutive Games Touchdown Pass

- 4 Steve McNair, 2002-03
- 4 Warren Moon, 1991-93
- 3 George Blanda, 1960-62
- 3 Warren Moon, 1987-88

HAD INTERCEPTED

Lowest Percentage, Passes Had Intercepted, Career (100 attempts)

- 3.19 Steve McNair, 9 games (282-9)
- 3.42 Warren Moon, 9 games (351-12)
- 6.90 Dan Pastorini, 5 games (116-8)
- 8.54 George Blanda, 3 games (117-10)

INDIVIDUAL PLAYOFF RECORDS

Most Attempts Without Interception, Game

- 48 Warren Moon, vs. Pittsburgh, 12/31/89
- 36 Steve McNair, vs. St. Louis, 1/30/99
- 36 Steve McNair, @ Oakland, 1/19/03
- 29 Dan Pastorini, @ Miami, 12/24/78

Most Passes Had Intercepted, Career

- 12 Warren Moon, 9 games
- 10 George Blanda, 3 games
- 9 Steve McNair, 9 games
- 8 Dan Pastorini, 5 games

Most Passes Had Intercepted, Game

- 5 George Blanda, @ San Diego, 12/25/61
- 5 George Blanda, vs. Dallas Texans, 12/23/62
- 5 Dan Pastorini, @ Pittsburgh, 1/7/79

PASS RECEIVING

RECEPTIONS

Most Receptions, Career

- 60 Ernest Givins, 1987-93
- 41 Haywood Jeffires, 1988-93
- 38 Drew Hill, 1987-91
- 29 Derrick Mason, 1997-03

Most Receptions, Game

- 11 Ernest Givins, vs. Pittsburgh, 12/31/89
- 10 Frank Wycheck, vs. Pittsburgh, 1/11/03
- 10 Justin Gage, vs. Baltimore, 1/10/09
- 9 Drew Hill, vs. NY Jets, 12/29/91
- 9 Ernest Givins, @ Buffalo, 1/3/93
- 9 Haywood Jeffires, vs. Kansas City, 1/16/94

Most Consecutive Games, Pass Receptions

- 8 Haywood Jeffires, 1988-93
- 7 Frank Wycheck, 1999-2002
- 6 Ernest Givins, 1989-93
- 6 Derrick Mason, 1999-2003

YARDS GAINED

Most Yards Gained, Career

- 774 Ernest Givins, 8 games
- 513 Drew Hill, 7 games
- 513 Haywood Jeffires, 7 games
- 312 Derrick Mason, 9 games

Most Yards Gained, Game

- 136 Ernest Givins, vs. Pittsburgh, 12/31/89
- 135 Justin Gage, vs. Baltimore, 1/10/09
- 128 Billy Cannon, vs. L.A., 1/1/61
- 123 Frank Wycheck, vs. Pittsburgh, 1/11/03
- 117 Ernest Givins, @ Buffalo, 1/3/93

Most Games, 100 or More Receiving Yards, Career

- 3 Ernest Givins
- 1 Ken Burrough
- 1 Mike Barber
- 1 Frank Wycheck

Most Consecutive Games, 100 or More Receiving Yards

- 2 Ernest Givins

Longest Reception

- 88t Billy Cannon, vs. LA Chargers, 1/1/61
- 71t Ken Burrough, @ Miami, 12/24/78
- 55 Mike Barber, @ New England, 12/31/78
- 49t Justin McCareins, @ Baltimore, 1/3/04

AVERAGE GAIN

Highest Average Gain, Career (14 receptions)

- 22.1 Mike Barber, (14-309)
- 13.5 Drew Hill, (38-513)
- 12.9 Ernest Givins, (60-774)

Highest Average Gain, Game (5 receptions)

- 18.6 Drew Hill, @ Denver, 1/10/88 (5-93)
- 18.5 Ernest Givins, @ Denver, 1/4/92 (6-111)
- 17.2 Ken Burrough, @ Miami, 12/24/78 (6-103)

TOUCHDOWNS

Most Touchdowns, Career

- 8 Ernest Givins, 8 games
- 3 Haywood Jeffires, 7 games

- 2 Billy Cannon, 2 games
- 2 Mike Barber, 2 games
- 2 Curtis Duncan, 5 games

Most Touchdowns, Game

- 2 5 times, last by Haywood Jeffires @ Buff 1/3/93

Most Consecutive Games, Touchdown Receptions

- 3 Ernest Givins, 1989-91
- 2 Billy Cannon, 1960-61
- 2 Curtis Duncan, 1991-92
- 2 Haywood Jeffires, 1991-92

INTERCEPTIONS

Most Interceptions, Career

- 5 Vernon Perry, 4 games
- 4 Mike Reinfeldt, 7 games
- 3 Bubba McDowell, 6 games
- 2 Samari Rolle, 9 games

Most Interceptions, Game

- 4* Vernon Perry, @ San Diego, 12/29/79
- 2 Mike Reinfeldt, @ New England, 12/31/78
- 2 Bubba McDowell, vs. NY Jets, 12/29/91

Most Yards Gained, Career

- 90 Bubba McDowell, 6 games
- 75 Vernon Perry, 4 games
- 35 Mike Reinfeldt, 7 games

Most Yards Gained, Game

- 75t Vernon Perry, @ Pittsburgh, 1/6/80
- 58t Bubba McDowell, @ Buffalo, 1/3/93
- 32 Bubba McDowell, vs. NY Jets, 12/29/92

Longest Run

- 75t Vernon Perry, @ Pittsburgh, 1/6/80
- 58t Bubba McDowell, @ Buffalo, 1/3/93
- 31 Bubba McDowell, vs. NY Jets, 12/29/92

Most Touchdowns, Career

- 1 Vernon Perry, 1980
- 1 Bubba McDowell, 1993

Most Touchdowns, Game

- 1 Vernon Perry, @ Pittsburgh, 1/6/80
- 1 Bubba McDowell, @ Buffalo, 1/3/93

PUNTING

Most Punts, Career

- 51 Craig Hentrich, 11 games
- 31 Cliff Parsley, 7 games
- 27 Greg Montgomery, 8 games

Most Punts, Game

- 11 Jim Norton, @ Oakland, 12/31/67
- 11 Ode Burrell, @ Oakland, 12/21/69
- 7 Craig Hentrich, vs. Buffalo, 1/8/00
- 6 Cliff Parsley, @ New England, 12/31/78
- 6 Cliff Parsley, @ San Diego, 12/29/79
- 6 Greg Montgomery, @ Cincinnati, 1/6/91
- 6 Craig Hentrich, @ Baltimore, 1/3/04

Longest Punt

- 66 Craig Hentrich, vs. Baltimore, 1/10/09
- 63 Craig Hentrich, @ Baltimore, 1/3/04
- 59 Greg Montgomery, vs. Kansas City, 1/6/94
- 57 Craig Hentrich, @ Indianapolis, 1/16/00
- 57 Ode Burrell, @ Oakland, 12/21/69

Highest Average Yardage, Career (10 punts)

- 42.6 Greg Montgomery (27-1149)
- 42.3 Ode Burrell (11-465)

Highest Average Yardage, Game (5 punts)

- 52.0 Craig Hentrich, @ Indianapolis, 1/16/00, (5-260)
- 48.6 Greg Montgomery, vs. Kansas City, 1/16/94 (5-243)
- 44.7 Craig Hentrich, @ Baltimore, 1/3/04 (6-268)
- 44.6 Greg Montgomery, @ Buffalo, 1/1/89 (5-223)

PUNT RETURNS

Most Punt Returns, Career

- 21 Derrick Mason, 9 games
- 9 Richard Ellender, 3 games

INDIVIDUAL PLAYOFF RECORDS

- 5 Kenny Johnson, 2 games
5 Robert Woods, 2 games
Most Punt Returns, Game
6 Derrick Mason, @ Baltimore, 1/3/04
5 Derrick Mason, vs. Buffalo, 1/8/00
5 Richard Ellender, @ Denver, 12/23/79
4 Kenny Johnson, vs. Seattle, 1/3/88

- Most Yards Gained, Career**
173 Derrick Mason, 9 games
75 Richard Ellender, 3 games
27 Kenny Johnson, 2 games
27 Bobby Gordon, 1 game

- Most Yards Gained, Game**
70 Derrick Mason, @ Baltimore, 1/3/04
49 Derrick Mason, @ Indianapolis, 1/16/00
42 Richard Ellender, @ Denver, 12/23/79
27 Bobby Gordon, vs. LA Chargers, 1/1/61
27 Kenny Johnson, vs. Seattle, 1/3/88

- Longest Return**
27 Bobby Gordon, vs. LA Chargers, 1/1/61
25 Richard Ellender, @ San Diego, 12/29/79
19 Derrick Mason, @ Indianapolis, 1/16/00
19 Gerald McNeil, @ Cincinnati, 1/6/91

- Highest Average Gain, Career (5 returns)**
8.3 Richard Ellender (9-75)
8.2 Derrick Mason (21-173)
5.4 Kenny Johnson (5-27)

- Highest Average Gain, Game (3 returns)**
16.3 Derrick Mason, @ Indianapolis, 1/16/00 (3-49)
11.7 Derrick Mason, @ Baltimore, 1/3/04 (6-70)
8.5 Richard Ellender, @ Denver, 12/23/79 (5-42)
6.8 Kenny Johnson, vs. Seattle, 1/3/88 (4-27)

SCORING

Most Points

- 38 @ Buffalo, 1/3/93 (Buffalo 41, Oilers 38)
34 vs. Pittsburgh, 1/11/03 (Titans 34, Steelers 31, OT)
33 @ Jacksonville, 1/23/00 (Titans 33, Jac 14)
31 @ N.E., 12/31/78 (Oilers 31, New England 14)

Most Points, Opponent

- 56 @ Oakland, 12/21/69 (Oakland 56, Oilers 7)
41 @ Buffalo, 1/3/93 (Buffalo 41, Oilers 38 OT)
41 @ Cincinnati, 1/6/91 (Cincinnati 41, Oilers 14)
41 @ Oakland, 1/19/03 (Raiders 41, Titans 24)

Fewest Points

- 5 @ Pittsburgh, 1/7/79 (Pittsburgh 34, Oilers 5)
6 @ San Diego, 1/6/08 (SD 17, Titans 6)
7 3 times, last @ Oakland, 12/28/80 (Oakland 27, Oilers 7)

Fewest Points, Opponent

- 3 @ San Diego, 12/24/61 (Oilers 10, San Diego 3)
7 vs. Denver, 12/23/79 (Oilers 13, Denver 7)
9 @ Miami, 12/24/78 (Oilers 17, Miami 9)

Most Decisive Win

- 19 @ Jacksonville, 1/23/00 (Titans 33, Jacksonville 14)
17 @ New England, 12/31/78 (Oilers 31, N.E. 14)
8 @ Miami, 12/24/78 (Oilers 17, Miami 9)
8 vs. LA Chargers, 1/1/61 (Oilers 24, LA Chargers 16)

Most Decisive Loss

- 49 @ Oakland, 12/21/69 (Oakland 56, Oilers 7)
33 @ Oakland, 12/31/67 (Oakland 40, Oilers 7)
29 @ Pittsburgh, 1/7/79 (Pittsburgh 34, Oilers 5)

Most Points, Both Teams

- 79 @ Buffalo, 1/3/93 (Buffalo 41, Oilers 38 OT)

KICKOFF RETURNS

Most Kickoff Returns, Career

- 17 Derrick Mason, 7 games
13 Allen Pinkett, 8 games
9 Bobby Jancik, 3 games
9 John Simon, 2 games
8 Justin McCareins, 4 games
7 Lorenzo White, 6 games
Most Kickoff Returns, Game
5 Derrick Mason, vs. St. Louis, 1/30/00
5 Bobby Jancik, vs. Dallas Texans, 12/23/62
5 John Simon, @ Oakland, 1/19/03

YARDS GAINED

Most Yards Gained, Career

- 492 Derrick Mason, 7 games
239 Bobby Jancik, 2 games
221 Allen Pinkett, 6 games
Most Yards Gained, Game
174 Derrick Mason, @ Jacksonville, 1/23/00
122 Derrick Mason, vs. St. Louis, 1/30/00
115 John Simon, @ Oakland, 1/19/03
100 Bobby Jancik, @ Oakland, 12/31/67

Longest Return

- 80t Derrick Mason, @ Jacksonville, 1/23/00
48 Bobby Jancik, vs. Dallas Texans, 12/23/62
47 Derrick Mason, @ Indianapolis, 1/16/00

Highest Average Gain, Career (5 returns)

- 28.9 Derrick Mason, 7 games
26.6 Bobby Jancik, 2 games
22.3 John Simon, 2 games
20.8 Robert Woods, 3 games
Highest Average Gain, Game (3 returns)
43.5 Derrick Mason, @ Jacksonville, 1/23/00 (4-174)
31.3 Derrick Mason, vs. Buffalo, 1/8/2000 (3-94)
29.0 Zeke Moore @ Oakland 12/31/67 (3-87)

* denotes NFL record

TEAM PLAYOFF RECORDS

- 65 @ Oakland, 1/19/03 (Raiders 41, Titans 24)
65 vs. Pittsburgh, 1/11/03 (Titans 34, Steelers 31)
63 @ Oakland, 12/21/69 (Oakland 56, Oilers 7)
55 @ Cincinnati, 1/6/91 (Cincinnati 41, Oilers 14)

Most Points Each Half

- 1st 28, @ Buffalo, 1/3/93
2nd 23, @ Jacksonville, 1/23/00

Most Points Each Half, Opponent

- 1st 35, @ Oakland, 12/21/69
2nd 35, @ Buffalo, 1/3/93

Most Points Each Quarter

- 1st 14, @ Denver, 1/4/92, vs. Pittsburgh, 1/11/03
2nd 21, @ Buffalo, 1/3/93
21, @ New England, 12/31/78
3rd 16, @ Jacksonville, 1/23/00
4th 14, vs Pittsburgh, 12/31/89
OT 3, vs. Pittsburgh, 1/11/03

Most Points Each Quarter, Opponent

- 1st 28 @ Oakland, 12/21/69
2nd 17, @ Pittsburgh, 1/7/79
3rd 28, @ Buffalo, 1/3/93
4th 21, vs Kansas City, 1/16/94

TOUCHDOWNS

Most Touchdowns

- 5 @ Buffalo, 1/3/93

Most Touchdowns, Opponent

- 8 @ Oakland, 12/21/69

Most Touchdowns, Both Teams

- 10 @ Buffalo, 1/3/93 (Buffalo 5, Oilers 5)

Fewest Touchdowns, Both Teams

- 1 @ San Diego, 12/21/61 (Oilers 1, San Diego 0)

TEAM PLAYOFF RECORDS

FIRST DOWNS

Most First Downs

29 vs. Pittsburgh, 1/11/03
28 @ Oakland, 1/19/03
27 vs. St. Louis, 1/30/00
27 @ Buffalo, 1/3/93
27 vs. Seattle, 1/3/88

Most First Downs, Opponent

26 @ Denver, 1/4/92
25 @ San Diego, 12/29/79
25 @ Oakland, 1/19/03
24 @ Cincinnati, 1/6/91

Most First Downs, Both Teams

53 @ Oakland, 1/19/03 (Titans 28, Raiders 25)
50 vs. St. Louis, 1/30/00 (Titans 27, St. Louis 23)
50 vs. Pittsburgh, 1/11/03 (Titans 29, Steelers 21)
49 @ Denver, 1/4/92 (Denver 26, Oilers 23)
46 @ Buffalo, 1/3/93 (Oilers 27, Buffalo 19)

Fewest First Downs

10 @ Pittsburgh, 1/7/79
11 @ Pittsburgh, 1/6/80
11 @ Oakland, 12/31/67

Fewest First Downs, Opponent

6 vs. Baltimore, 1/7/01
9 vs. Baltimore, 1/10/09
11 vs. Seattle, 1/3/88
12 @ Oakland, 12/28/80

Fewest First Downs, Both Teams

28 @ Oakland, 12/31/67 (Oakland 18, Oilers 10)
28 @ Baltimore, 1/3/04 (Titans 16, Ravens 12)
29 vs. Baltimore, 1/7/01 (Titans 23, Ravens 6)
29 vs. Buffalo, 1/8/00 (Titans 16, Bills 13)
30 vs. Baltimore, 1/10/09 (Titans 21, Ravens 9)

Most First Downs, Rushing

12 vs. St. Louis, 1/30/00

Most First Downs, Rushing, Opponent

15 @ Cincinnati, 1/6/91

Most First Downs, Rushing, Both Teams

19 @ Cincinnati, 1/6/91 (Cincinnati 15, Oilers 4)

Fewest First Downs, Rushing

1 @ Oakland, 12/21/69

Fewest First Downs, Rushing, Opponent

1 @ Baltimore, 1/3/04
1 vs. St. Louis, 1/30/00
1 vs. Seattle, 1/3/88

Fewest First Downs, Rushing, Both Teams

6 @ Oakland, 12/21/69 (Oakland 5, Oilers 1)

Most First Downs, Passing

18 @ Buffalo, 1/3/93
18 vs. Pittsburgh, 12/31/89
18 vs. Seattle, 1/3/88
18 vs. Pittsburgh, 1/11/03

Most First Downs, Passing, Opponent

18 vs. St. Louis, 1/30/00
17 @ San Diego, 12/29/79

Most First Downs, Passing, Both Teams

31 vs. St. Louis, 1/30/00 (St. Louis 18, Titans 13)
31 @ Buffalo, 1/3/93 (Oilers 18, Buffalo 13)

Fewest First Downs, Passing

3 @ Pittsburgh, 1/7/79

Fewest First Downs, Passing, Opponent

4 vs. Baltimore, 1/7/01
5 vs. Dallas Texans, 12/23/62
5 vs. Baltimore, 1/10/09

Fewest First Downs, Passing, Both Teams

11 vs. Buffalo, 1/8/00 (Buffalo 6, Titans 5)
11 @ Oakland, 12/31/67 (Oakland 6, Oilers 5)

Most First Downs, Penalty

7 @ Oakland, 1/19/03
4 @ San Diego, 12/24/61

Most First Downs, Penalty, Opponent

5 vs. Pittsburgh, 1/11/03
4 vs. St. Louis, 1/30/00
4 @ Cleveland, 12/24/88
4 vs. Dallas Texans, 12/23/62

Most First Downs, Penalty, Both Teams

10 @ Oakland, 1/19/03 (Titans 7, Raiders 3)
6 vs. St. Louis, 1/30/00 (St. Louis 4, Titans 2)
6 vs. Pittsburgh, 1/11/03 (Steelers 5, Titans 1)
5 @ Buffalo, 1/1/89 (Buffalo 3, Oilers 2)
5 @ San Diego, 12/23/61 (Oilers 4, San Diego 1)

Fewest First Downs, Penalty, Both Teams

0 vs. Seattle, 1/3/88
0 @ Baltimore, 1/3/04

NET YARDS GAINED RUSHING AND PASSING

Most Yards Gained

437 vs. Seattle, 1/3/88
430 vs. Pittsburgh, 1/11/03
429 @ Buffalo, 1/3/93
422 @ Denver, 1/4/92

Most Yards Gained, Opponent

436 vs. St. Louis, 1/30/00
418 @ Denver, 1/4/92
412 @ Oakland, 12/21/69

Most Yards Gained, Both Teams

840 @ Denver, 1/4/92
803 vs. St. Louis, 1/30/00
795 @ Buffalo, 1/3/93

Fewest Yards Gained

142 @ Pittsburgh, 1/7/79
146 @ Oakland, 12/31/67
197 @ Oakland, 12/21/69

Fewest Yards Gained, Opponent

134 vs. Baltimore, 1/7/01
209 @ Miami, 12/24/78
211 vs. Baltimore, 1/10/09
216 vs. Denver, 12/23/79

Fewest Yards Gained, Both Teams

413 vs. Buffalo, 1/8/00
451 vs. Baltimore, 1/7/01
498 vs. Denver, 12/23/79
510 @ Oakland, 12/31/67

RUSHING

Most Rushing Attempts

54 @ New England, 12/31/78
50 vs. Seattle, 1/3/88
45 @ Miami, 12/24/78

Most Rushing Attempts, Opponent

54 vs. Dallas Texans, 12/23/62
48 @ Oakland, 12/31/67
47 @ Pittsburgh, 1/7/79

Fewest Rushing Attempts

13 @ Cincinnati, 1/6/91
19 @ Denver, 1/4/92
19 @ Oakland, 12/21/69

Fewest Rushing Attempts, Opponent

11 vs. Seattle, 1/3/88
13 vs. St. Louis, 1/30/00
16 @ Baltimore, 1/3/04
17 @ Oakland, 1/19/03
19 @ San Diego, 12/29/79
19 @ San Diego, 12/24/61

YARDS

Most Yards Gained Rushing

197 @ Indianapolis, 1/16/00
178 vs. Seattle, 1/3/88
177 @ Jacksonville, 1/23/00
165 @ Baltimore, 1/3/04

Most Yards Gained Rushing, Opponent

263 @ Oakland, 12/31/67
199 vs. Dallas Texans, 12/23/62
187 @ Cincinnati, 1/6/91

Most Yards Gained Rushing, Both Teams

321 @ Jacksonville, 1/23/00 (Titans 177, Jaguars 144)

TEAM PLAYOFF RECORDS

301 @ Oakland, 12/31/67 (Oakland 263, Oilers 38)
297 vs. Dallas Texans, 12/23/62 (Dallas 199, Oilers 98)
Fewest Yards Gained Rushing
24 @ Pittsburgh, 1/6/80
28 @ Oakland, 12/21/69
38 @ Oakland, 12/31/67
Fewest Yards Gained Rushing, Opponent
29 vs. St. Louis, 1/30/00
29 vs. Seattle, 1/3/88
49 vs. Baltimore, 1/7/01
50 vs. Baltimore, 1/10/09
54 @ Baltimore, 1/3/04
61 @ Denver, 1/10/88
Fewest Yards Gained Rushing, Both Teams
110 vs. Kansas City, 1/16/94 (K.C. 71, Oilers 39)
134 @ Denver, 1/10/88 (Oilers 73, Denver 61)
138 @ Oakland, 12/21/69 (Oakland 37, Oilers 19)
Highest Average Gain
6.0 @ Indianapolis, 1/16/00
5.2 @ Cincinnati, 1/6/91
Highest Average Gain, Opponent
6.3 vs. Jacksonville, 1/23/00
5.9 vs. Pittsburgh, 12/31/89
Lowest Average Gain
1.1 @ Pittsburgh, 1/6/80
Lowest Average Gain, Opponent
1.7 vs. Baltimore, 1/10/09
2.1 vs. Baltimore, 1/7/01
2.1 @ Denver, 1/10/88
2.1 @ San Diego, 1/6/08

PASSING

ATTEMPTS

Most Passes Attempted
50 @ Buffalo, 1/3/93
47 vs. Baltimore, 1/7/01
46 @ Oakland, 12/21/69
46 vs. Dallas Texans, 12/23/62
Most Passes Attempted, Opponent
47 @ San Diego, 12/29/79
45 vs. St. Louis, 1/30/00
43 @ Indianapolis, 1/16/00
Most Passes Attempted, Both Teams
87 vs. Pittsburgh, 1/11/03 (Titans 45, Steelers 42)
84 @ Buffalo, 1/3/93 (Oilers 50, Buffalo 34)
81 vs. St. Louis, 1/30/00 (St. Louis 45, Titans 36)
81 vs. Kansas City, 1/16/94 (Oilers 43, K.C. 38)
81 vs. Pittsburgh, 12/31/89 (Oilers 48, Pitt 33)
Fewest Passes Attempted
15 @ New England, 12/31/78
19 @ San Diego, 12/29/79
22 vs. Denver, 12/23/79
23 @ Baltimore, 1/3/04
Fewest Passes Attempted, Opponent
14 vs. Dallas Texans, 12/23/62
17 vs. Baltimore, 1/7/01
19 @ Pittsburgh, 1/7/79
22 @ Oakland, 12/21/69
22 vs. Baltimore, 1/10/09
Fewest Passes Attempted, Both Teams
45 @ Pittsburgh, 1/7/79 (Oilers 26, Pittsburgh 19)
46 vs. Buffalo, 1/8/00 (Titans 24, Buffalo 22)
49 vs. Denver, 12/23/79 (Denver 27, Oilers 22)

COMPLETIONS

Most Passes Completed
36 @ Buffalo, 1/3/93
32 vs. Kansas City, 1/16/94
29 vs. Pittsburgh, 12/31/89
Most Passes Completed, Opponent
29 @ Oakland, 1/19/03
25 @ San Diego, 12/29/79
24 vs. St. Louis, 1/30/00
22 vs. Kansas City, 1/16/94

Most Passes Completed, Both Teams
57 @ Buffalo, 1/3/93 (Oilers 36, Buffalo 21)
54 vs. Kansas City, 1/16/94 (Oilers 32, K.C. 22)
50 @ Oakland, 1/19/03 (Raiders 29, Titans 21)
49 vs. NY Jets, 12/29/91 (Oilers 28, NY Jets 21)
Fewest Passes Completed
10 @ San Diego, 12/29/79
10 vs. Denver, 12/23/79
12 2 times, last @ Pittsburgh, 1/7/79
Fewest Passes Completed, Opponent
5 vs. Baltimore, 1/7/01
8 @ Oakland, 12/28/80
9 vs. Dallas Texans, 12/23/62
10 vs. Buffalo, 1/8/00
10 @ Oakland, 12/31/67
Fewest Passes Completed, Both Teams
23 vs. Buffalo, 1/8/00 (Titans 13, Buffalo 10)
23 @ Oakland, 12/28/80 (Oilers 15, Oakland 8)
23 @ Pittsburgh, 1/7/79 (Oilers 12, Pittsburgh 11)
24 vs. Denver, 12/23/79 (Denver 14, Oilers 10)
Highest Completion Percentage (20 attempts)
75.0 @ Denver, 1/4/92
Highest Completion Percentage, Opponent (20 att.)
70.7 @ Oakland, 1/19/03
67.9 @ Cleveland, 12/24/88
Lowest Completion Percentage (20 attempts)
39.1 @ Oakland, 12/21/69
Lowest Completion Percentage, Opponent (20 att.)
34.5 @ Oakland, 12/28/80

YARDS

Most Yards Gained, Passing
347 @ Buffalo, 1/3/93
338 @ Pittsburgh, 1/11/03
325 vs. Denver, 1/4/92
315 vs. Pittsburgh, 12/31/89
Most Yards Gained, Passing, Opponent
407 vs. St. Louis, 1/30/00
349 @ San Diego, 12/29/79
317 vs. Denver, 12/23/79
Fewest Yards Gained, Passing
55 vs. Buffalo, 1/8/00
70 @ Pittsburgh, 1/7/79
108 @ Oakland, 12/31/67
Fewest Yards Gained, Passing, Opponent
38 vs. Dallas Texans, 12/23/62
96 vs. Buffalo, 1/8/00
101 @ Oakland, 12/31/67
Fewest Yards Gained, Passing, Both Teams
151 vs. Buffalo, 1/8/00 (Buffalo 96, Titans 55)
209 @ Oakland, 12/31/67 (Oilers 108, Oakland 101)
251 vs. Denver, 12/23/79 (Oilers 147, Denver 104)

SACKS

Most Sacks
9 vs. Kansas City, 1/16/94
Most Sacks, Opponent
6 vs. Denver, 12/23/79
6 vs. Dallas Texans, 12/23/62
6 @ San Diego, 12/24/61
Most Sacks, Both Team
11 vs. Kansas City, 1/16/94 (Oilers 9, Kansas City 2)
10 @ San Diego, 12/24/61 (Oilers 6, San Diego 4)
7 @ Pittsburgh, 1/7/79 (Oilers 5, Pittsburgh 2)
Fewest Sacks, Both Teams
0 @ Denver, 1/4/92

PUNTING

Most Punts
11 @ Oakland, 12/21/69
11 @ Oakland, 12/31/67
9 @ Oakland, 12/28/80

TEAM PLAYOFF RECORDS

Most Punts, Opponent

- 9 @ Oakland, 12/28/80
- 8 vs. Baltimore, 1/10/09
- 8 @ Baltimore, 1/3/04
- 8 vs. Baltimore, 1/7/01
- 8 vs. Buffalo, 1/8/00
- 8 vs. Dallas Texans, 12/23/62
- 7 @ Indianapolis, 1/16/00
- 7 vs. Seattle, 1/3/88

Most Punts, Both Teams

- 18 @ Oakland, 12/28/80 (Oilers 9, Oakland 9)
- 16 @ Oakland, 12/21/69 (Oilers 11, Oakland 5)
- 15 vs. Buffalo, 1/8/00 (Buffalo 8, Titans 7)
- 15 @ Oakland, 12/31/67 (Oilers 11, Oakland 4)
- 14 @ Baltimore, 1/3/04 (Titans 6, Ravens 8)

AVERAGE YARDAGE

Highest Average Distance (4 Punts)

- 53.3 vs. Baltimore, 1/10/09
- 52.0 @ Indianapolis, 1/16/00
- 44.3 @ Baltimore, 1/3/04
- 44.0 @ Oakland, 12/28/80

Highest Average Distance, Opponent

- 48.8 @ Baltimore, 1/3/04
- 48.6 @ Indianapolis, 1/16/00
- 45.3 @ Jacksonville, 1/23/00
- 45.2 vs. Denver, 12/23/79

INTERCEPTIONS

Most Interceptions

- 6 @ San Diego, 12/24/61
- 5 @ Pittsburgh, 1/7/79
- 5 vs. Dallas Texans, 12/23/62

Most Interceptions, Opponent

- 5 @ San Diego, 12/29/79
- 4 @ San Diego, 12/24/61
- 3 5 times, last @ Baltimore, 1/3/04

Most Interceptions, Both Teams

- 10 @ San Diego, 12/24/61 (Oilers 6, San Diego 4)
- 7 @ Pittsburgh, 1/7/79 (Oilers 5, Pittsburgh 2)
- 6 2 times, last @ San Diego, 12/29/79 (San Diego 5, Oilers 1)
- 5 @ Baltimore, 1/3/04 (Titans 3, Ravens 2)

Fewest Interceptions

- 0 Nine times, last vs. Baltimore, 1/10/09

Fewest Interceptions, Opponents

- 0 Nine times, last @ New England, 1/10/04

Fewest Interceptions, Both Teams

- 0 Four times, last @ Oakland, 1/19/03
- 1 6 times, last vs. Baltimore (Titans 0, Ravens 1)

FUMBLES

Most Fumbles

- 7 vs. Kansas City, 1/16/94
- 6 @ Pittsburgh, 1/7/79
- 5 Four times, last vs. Baltimore, 1/10/09

Most Fumbles, Opponent

- 6 @ Pittsburgh, 1/7/79
- 5 @ Jacksonville, 1/23/00
- 3 @ Denver, 1/4/92
- 3 @ Oakland, 12/21/69
- 3 @ Oakland, 1/19/03

Most Fumbles, Both Teams

- 12 @ Pittsburgh, 1/7/79 (Oilers 6, Pittsburgh 6)
- 10 @ Jacksonville, 1/23/00 (Titans 5, Jacksonville 5)
- 7 vs. Baltimore, 1/10/09 (Titans 5, Baltimore 2)
- 7 vs. Kansas City, 1/16/94 (Oilers 7, Kansas City 0)
- 7 vs. San Diego, 12/24/61 (Oilers 5, San Diego 2)

FUMBLES LOST

Most Fumbles Lost

- 4 @ Pittsburgh, 1/7/79
- 3 @ Jacksonville, 1/23/00
- 2 9 times, last vs. Baltimore, 1/10/09

Most Fumbles Lost, Opponent

- 4 @ Jacksonville, 1/23/00
- 3 @ Pittsburgh, 1/7/79
- 2 @ Miami, 12/24/78
- 2 vs. San Diego, 12/24/61

Most Fumbles Lost, Both Teams

- 7 @ Pittsburgh, 1/7/79 (Oilers 4, Pittsburgh 3)
- 7 @ Jacksonville, 1/23/00 (Jacksonville 4, Titans 3)
- 3 6 times, last @ Oakland, 1/19/03

PENALTIES

Most Penalties

- 13 @ Denver, 1/4/92
- 12 vs. Baltimore, 1/10/09
- 11 @ Cleveland, 12/24/88

Most Penalties, Opponent

- 14 @ Oakland, 12/28/80
- 14 @ Oakland, 1/19/03
- 10 vs. Buffalo, 1/8/00
- 10 @ San Diego, 12/24/61

Most Penalties, Both Teams

- 22 @ Oakland, 12/28/80 (Oakland 14, Oilers 8)
- 21 @ Oakland, 1/19/03 (Oakland 14, Titans 7)
- 20 @ Cleveland, 12/24/88 (Oilers 11, Cleveland 9)
- 20 vs. Baltimore, 1/10/09 (Titans 12, Baltimore 8)

Fewest Penalties

- 2 vs. Buffalo, 1/8/00
- 2 @ Pittsburgh, 1/6/80
- 2 vs. Denver, 12/23/79
- 2 @ New England, 12/31/78

Fewest Penalties, Opponent

- 1 @ Miami, 12/24/78
- 2 @ New England, 1/10/04
- 3 vs. Seattle, 1/3/88
- 3 vs. LA Chargers, 1/1/61

Fewest Penalties, Both Teams

- 6 @ Miami, 12/24/78 (Oilers 5, Miami 1)
- 7 3 times, last vs. Seattle, 1/3/88 (Oilers 4, Seattle 3)

YARDS PENALIZED

Most Yards Penalized

- 118 @ Cleveland, 12/24/88
- 92 vs. Pittsburgh, 1/11/03
- 89 vs. Baltimore, 1/10/09
- 85 @ Denver, 1/4/92

Most Yards Penalized, Opponent

- 127 @ Oakland, 1/19/03
- 106 @ San Diego, 12/24/61
- 100 @ Jacksonville, 1/23/00
- 92 @ New England, 12/24/78

Most Yards Penalized, Both Teams

- 193 @ Cleveland, 12/24/88 (Oilers 118, Cleveland 75)
- 187 @ Oakland, 1/19/03 (Raiders 127, Titans 60)
- 174 @ San Diego, 12/24/61 (San Diego 106, Oilers 68)
- 155 2 times, last @ Denver, 1/4/92 (Oilers 85, Den. 70)

Fewest Yards Penalized

- 10 @ Pittsburgh, 1/6/80
- 12 vs. Buffalo, 1/8/00
- 19 vs. Denver, 12/23/79

Fewest Yards Penalized, Opp.

- 5 @ Miami, 12/24/78
- 14 @ New England, 1/10/04
- 15 vs. LA Chargers, 1/1/61
- 20 vs. Seattle, 1/3/88

Fewest Yards Penalized, Both Teams

- 42 @ Miami, 12/24/78 (Oilers 37, Miami 5)
- 44 @ Pittsburgh, 1/6/80 (Pittsburgh 34, Oilers 10)
- 45 vs. Seattle, 1/3/88 (Oilers 25, Seattle 20)

RUSHING

162	Eddie George @ Indianapolis	Jan. 16, 2000	(26 carries)
118	Earl Campbell @ New England	Dec. 31, 1978	(27 carries)
106	Eddie George vs. Buffalo	Jan. 8, 2000	(29 carries)

PASSING

371	Warren Moon @ Buffalo	Jan. 3, 1993	(36 of 50)
338	Steve McNair vs. Pittsburgh	Jan. 11, 2003	(27 of 44)
325	Warren Moon @ Denver	Jan. 4, 1992	(27 of 36)
315	Warren Moon vs. Pittsburgh	Dec. 31, 1989	(29 of 48)
306	Dan Pastorini @ Miami	Dec. 24, 1978	(20 of 29)
306	Warren Moon vs. Kansas City	Jan. 16, 1994	(32 of 43)
301	George Blanda vs. Los Angeles	Jan. 1, 1961	(16 of 32)

RECEIVING

136	Ernest Givins vs. Pittsburgh	Dec. 31, 1989	(11 receptions)
135	Justin Gage vs. Baltimore	Jan. 10, 2009	(10 receptions)
128	Billy Cannon vs. Los Angeles	Jan. 1, 1961	(3 receptions)
123	Frank Wycheck vs. Pittsburgh	Jan. 11, 2003	(10 receptions)
117	Ernest Givins @ Buffalo	Jan. 3, 1993	(9 receptions)
111	Ernest Givins @ Denver	Jan. 4, 1992	(6 receptions)

**CAREER 100-YARD
RUSHING PLAYOFF GAMES**

NO.	Player	W-L
2	Eddie George	2-0
1	Earl Campbell	1-0

**CAREER 300-YARD
PASSING PLAYOFF GAMES**

NO.	Player	W-L
4	Warren Moon	0-4
1	George Blanda	1-0
1	Dan Pastorini	1-0
1	Steve McNair	1-0

**CAREER 100-YARD
RECEIVING PLAYOFF GAMES**

NO.	Player	W-L
3	Ernest Givins	0-3
1	Billy Cannon	1-0
1	Justin Gage	0-1
1	Frank Wycheck	1-0

PLAYOFF SUMMARIES

AFL CHAMPIONSHIP GAME – 1960 Houston 24, Los Angeles Chargers 16 January 1, 1961 • Jeppesen Stadium

One sensational play by rookie halfback Billy Cannon, the previous season's Heisman Trophy winner, was the difference, as the Houston Oilers defeated the Los Angeles Chargers 24-16 in the first AFL Championship game. The Chargers took the early lead on two field goals by Ben Agajanian, but QB George Blanda brought the Oilers back, throwing a 17-yard touchdown pass to Dave Smith and kicking an 18-yard field goal, which put Houston ahead 10-9 at halftime. The teams exchanged touchdowns in the third quarter, with Blanda throwing a seven-yard scoring pass to Bill Groman and Chargers halfback Paul Lowe pounding over from the 2.

Protecting a one-point lead in the fourth quarter and facing a third-and-nine at the Houston 12, Blanda threw a short pass to Cannon, who broke a tackle and outran the Chargers' secondary to complete an 88-yard scoring play. In the final minute of the game, the Chargers drove down the field, reaching the Houston 22. However, the Oilers held on fourth down for the title.

Los Angeles	... 6	3	7	0	16
Houston 0	10	7	7	24

TEAM	SCORING PLAY	QTR-INTO
Chargers	Agajanian 38 yd. field goal	1-10:58
Chargers	Agajanian 22 yd. field goal	1-6:44
Oilers	Smith 17 yd. pass from Blanda (Blanda, kick)	2-11:09
Oilers	Blanda 18 yd. field goal	2-5:15
Chargers	Agajanian 27 yd. field goal	2-0:09
Oilers	Groman 7 yd. pass from Blanda (Blanda, kick)	3-N/A
Chargers	Lowe 2 yd. run (Agajanian, kick)	3-N/A
Oilers	Cannon 88 yd. pass from Blanda (Blanda, kick)	4-N/A

Missed FG: N/A
Attendance: 32,183

	Chargers	Oilers
First downs	21	17
Total yards	333	401
Rushing yards	162	100
Passing yards	171	301
Passes-comp.-Int.	41-21-2	32-16-0
Punts-avg.	4-41.0	5-34.0
Punt return yards	2-42	0-0
Kickoff return yards	5-123	5-128
Fumbles-lost	2-0	0-0
Penalties-yards	3-15	4-54

RUSHING												
OILERS	Att	Yds	Lg	TD	CHARGERS	Att	Yds	Lg	TD			
Cannon	18	50	NA	0	Lowe	21	165	NA	1			
Smith	19	45	NA	0	Kemp	6	19	NA	0			
Hall	3	5	NA	0	Ferguson	4	14	NA	0			
					Ford	2	5	NA	0			
TOTALS	40	100	NA	0	TOTALS	35	162	NA	1			

PASSING												
OILERS	Att	Comp	Yds	TD-I	CHARGERS	Att	Comp	Yds	TD-I			
Blanda	31	16	301	3-0	Kemp	41	21	171	0-2			
Cannon	1	0	0	0-0								
TOTALS	32	16	301	3-0	TOTALS	41	21	171	0-2			

RECEIVING												
OILERS	Rec	Yds	Lg	TD	CHARGERS	Rec	Yds	Lg	TD			
Smith	5	52	NA	1	Norton	6	55	NA	0			
Cannon	3	128	NA	1	Lowe	3	35	NA	0			
Carson	1	13	NA	0	Womble	6	23	NA	0			
Hennigan	4	71	NA	0	Kocourek	3	57	NA	0			
Groman	3	37	NA	1	Ferguson	2	29	NA	0			
					Flowers	1	6	NA	0			
TOTALS	16	301	NA	3	TOTALS	21	171	NA	0			

* Some game summaries in this section from Total Football and NFL Record & Fact Book.

AFL CHAMPIONSHIP GAME – 1961 Houston 10, San Diego Chargers 3 Dec. 24, 1961 • Balboa Stadium

The Houston Oilers defeated the San Diego Chargers 10-3 to win their second consecutive AFL title. In a game marked by turnovers, Houston had seven and San Diego six. The only score of the first half came on a 46-yard field goal by George Blanda, which followed a nine-yard San Diego punt. In the third quarter, the Oilers put together the only sustained drive of the game, moving 80 yards. With a third-and-five at the San Diego 35, Blanda rolled to his right and found Billy Cannon open at the 17. Cannon jumped to make the catch, shrugged off a would-be tackler, and motored into the end zone for a touchdown that put Houston up 10-0. The Chargers scored early in the fourth quarter on a 12-yard field goal by George Blair, but they could not get on the scoreboard again.

San Diego 0	0	0	3	3
Houston 0	3	7	0	10

TEAM	SCORING PLAY	QTR
Oilers	Blanda 46 yd. field goal	2
Oilers	Cannon 35 yd. pass from Blanda (Blanda, kick)	3
Chargers	Blair 12 yd. field goal	4

Missed FG: N/A
Attendance: 29,556

	Chargers	Oilers
First downs	15	18
Total yards	482	416
Rushing yards	79	96
Passing yards	177	160
Passes-comp.-Int.	31-17-4	41-18-6
Punts-avg.	6-33.3	4-41.5
Punt return yards	1-16	0-0
Kickoff return yards	2-50	0-0
Fumbles-lost	2-2	5-1
Penalties-yards	10-106	5-68
Field goals made-att	1-1	1-1

RUSHING												
OILERS	Att	Yds	Lg	TD	CHARGERS	Att	Yds	Lg	TD			
Cannon	15	48	22	0	Lincoln	3	7	4	0			
Tolar	16	52	20	0	Lowe	5	30	12	0			
Blanda	2	4	1	0	Roberson	8	37	23	0			
					Kemp	4	5	17	0			
TOTALS	33	96	22	0	TOTALS	20	79	23	0			

PASSING												
OILERS	Att	Comp	Yds	TD-I	CHARGERS	Att	Comp	Yds	TD-I			
Blanda	40	18	160	1-5	Kemp	32	17	226	0-4			
Groman	1	0	0	0-1								
TOTALS	41	18	160	1-6	TOTALS	32	17	226	0-4			

RECEIVING												
OILERS	Rec	Yds	Lg	TD	CHARGERS	Rec	Yds	Lg	TD			
Cannon	5	53	35	1	Lincoln	1	3	3	0			
Tolar	2	2	8	0	Roberson	1	11	11	0			
Groman	3	32	19	0	Kocourek	7	123	40	0			
Hennigan	5	43	14	0	Norton	3	48	28	0			
Dewveall	2	10	11	0	Flowers	2	17	9	0			
McLeod	1	20	20	0	Scarpitto	1	9	9	0			
					Hayes	1	5	5	0			
TOTALS	18	160	35	1	TOTALS	17	226	40	0			

AFL CHAMPIONSHIP GAME – 1962
Dallas 20, Houston 17 (2 OT)
Dec. 23, 1962 • Jeppesen Stadium

In what was at the time the longest game in the history of professional football, the Dallas Texans dethroned the two-time defending AFL champion Houston Oilers when Tommy Brooker kicked a 25-yard field goal after 2:54 of the sixth quarter, or 17:54 of sudden-death overtime. The Texans led 17-0 after two quarters, but the Oilers, tied it up with 17 second-half points. The overtime started with a potentially damaging gaffe by Dallas captain Abner Haynes, who had already scored twice, but who won the toss and then elected to 'kick to the clock'. What Haynes wanted was the strong wind behind his team, but, by saying kick first, it gave the Oilers the chance to decide which end to take, and they, needless to say, chose to have the wind behind them. As it turned out, it didn't matter. After an interception near the end of the first overtime period, the Texans took over. Two big plays by fullback Jack Spikes put the ball at the Houston 19, and, on fourth-and-nine, Brooker ended the contest.

Dallas3	14	0	0	0	3	20
Houston0	0	7	10	0	0	17

TEAM	SCORING PLAY	QTR-INTO
Dallas	Brooker 16 yd. field goal	1-4:21
Dallas	Haynes 28 yd. pass from Dawson (Brooker, kick)	2-14:31
Dallas	Haynes 2 yd. run (Brooker, kick)	2-3:31
Houston	Dewveall 15 yd. pass from Blanda (Blanda, kick)	3-11:51
Houston	Blanda 31 yd. field goal	4-11:09
Houston	Tolar 1 yd. run (Blanda, kick)	4-5:51
Dallas	Brooker 25 yd. field goal	6-12:05

Attendance: 37,081

	Texans	Oilers
First downs	19	21
Total yards	287	359
Rushing yards	199	98
Passing yards	88	261
Passes-comp.-Int.	14-9-0	46-23-5
Punts-avg.	8-31.2	3-39.3
Punt return yards	1-0	1-0
Kickoff return yards	4-86	5-139
Fumbles-lost	1-1	1-1
Penalties-yards	10-73	5-47
Field goals made-att	2-1	0-0

RUSHING									
OILERS	Att	Yds	Lg	TD	TEXANS	Att	Yds	Lg	TD
Tolar	17	58	12	1	Spikes	11	77	33	0
Cannon	11	37	7	0	McClinton	24	70	8	0
Smith	2	3	4	0	Dawson	5	26	11	0
					Haynes	14	26	14	0
TOTALS	30	98	23	1	TOTALS	54	199	66	0

PASSING									
OILERS	Att	Comp	Yds	TD-I	TEXANS	Att	Comp	Yds	TD-I
Blanda	46	23	261	1-5	Dawson	14	9	88	1-0
TOTALS	46	23	261	1-5	TOTALS	14	9	88	1-0

RECEIVING									
OILERS	Rec	Yds	Lg	TD	TEXANS	Rec	Yds	Lg	TD
Hennigan	3	37	19	0	Haynes	3	45	28	1
Tolar	1	8	8	0	Spikes	2	24	14	0
McLeod	5	70	21	0	Arbanas	2	21	12	0
Cannon	6	54	21	0	Bishop	1	0	0	0
Dewveall	6	95	24	1	McClinton	1	4	4	0
Jamison	1	9	9	0					
Smith	1	6	6	0					
TOTALS	23	261	24	1	TOTALS	9	88	28	1

AFL CHAMPIONSHIP GAME – 1967
Oakland 40, Houston 7
Dec. 31, 1967 • Alameda County Coliseum

Big plays before and after halftime broke open a tight game, as the Raiders won their first AFL title with a 40-7 victory against Houston. The Raiders led 10-0 in the final minutes of the half, the big play a 69-yard touchdown run by Hewritt Dixon. The Raiders lined up for a field goal attempt from the Houston 17, but instead quarterback Daryle Lamonica took the snap and threw to a wide open Dave Kocourek for a touchdown with 18 seconds remaining to build the lead to 17-0. The Oilers hoped for a big play to open the second half, and they got it, but it was in favor of the Raiders. Zeke Moore fumbled the kickoff and Oakland recovered deep in Houston territory, leading to Lamonica's one-yard quarterback sneak. In the next two quarters, George Blanda kicked three field goals, to give him 16 points for the day, and Lamonica threw a touchdown pass to Bill Miller.

Oakland3	14	10	13	40
Houston0	0	0	7	7

TEAM	SCORING PLAY	QTR
Oakland	Blanda 37 yd. field goal	1
Oakland	Dixon 69 yd. run (Blanda, kick)	2
Oakland	Kocourek 17 yd. pass from Lamonica (Blanda, kick)	2
Oakland	Lamonica 1 yd. run (Blanda, kick)	3
Oakland	Blanda 40 yd field goal	3
Oakland	Blanda 42 yd. field goal	4
Houston	Frazier 5 yd. pass from Beathard (Wittenborn, kick)	4
Oakland	Blanda 36 yd. field goal	4
Oakland	Miller 12 yd. pass from Lamonica (Blanda, kick)	4

Attendance: 53,330

	Raiders	Oilers
First downs	18	11
Total yards	364	146
Rushing yards	263	38
Passing yards	101	108
Passes-comp.-Int.	26-10-0	35-15-1
Punts-avg.	4-44.3	11-38.6
Fumbles-lost	0-0	4-2
Penalties-yards	4-69	7-45

RUSHING									
OILERS	Att	Yds	Lg	TD	RAIDERS	Att	Yds	Lg	TD
Granger	14	19	NA	0	Dixon	21	144	NA	1
Campbell	6	15	NA	0	Banaszak	15	116	NA	0
Blanks	1	6	6	0	Lamonica	5	22	NA	1
Beathard	1	-2	-2	0	Hagberg	2	-1	NA	0
TOTALS	22	38	NA	0	TOTALS	43	281	NA	2

PASSING									
OILERS	Att	Comp	Yds	TD-I	RAIDERS	Att	Comp	Yds	TD-I
Beathard	35	15	142	1-1	Lamonica	24	10	111	2-0
					Blanda	2	0	0	0-0
TOTALS	35	15	142	1-1	TOTALS	26	10	111	2-0

RECEIVING									
OILERS	Rec	Yds	Lg	TD	RAIDERS	Rec	Yds	Lg	TD
Frazier	7	81	NA	1	Miller	3	32	NA	1
Reed	4	60	NA	0	Cannon	2	31	NA	0
Campbell	2	5	NA	0	Biletnikoff	2	19	NA	0
Taylor	1	6	NA	0	Kocourek	1	17	17	1
TOTALS	14	151	NA	1	TOTALS	8	99	17	2

PLAYOFF SUMMARIES

AFL PLAYOFF GAME – 1969 Oakland 56, Houston 7 Dec. 21, 1969 • Alameda County Coliseum

Oakland scored four touchdowns in 4:22 of the first quarter, as the Raiders jumped to a quick 28-0 lead on the way to a 56-7 victory over the Oilers. The key figure was quarterback Daryle Lamonica, who threw six touchdown passes. On their second possession, the Raiders moved 50 yards in five plays, with Lamonica throwing a 13-yard scoring pass to Fred Biletnikoff. On the first play after the kickoff, George Atkinson intercepted Pete Beathard's pass and returned it 57 yards for a score. The Oilers again lost the ball the first play after the kickoff, as Hoyle Granger fumbled and Carleton Oats recovered at the Houston 24. On first down, Lamonica hit Rod Sherman for a touchdown. Following the next kickoff, Houston again fumbled - this time by Beathard on the fourth play - and Tom Keating recovered. Again it took the Raiders one play to score, Lamonica finding Biletnikoff for the touchdown.

Oakland25	7	14	7	56
Houston0	0	0	7	7

TEAM	SCORING PLAY	QTR-INTO
Raiders	Biletnikoff 13 yd. pass from Lamonica (Blanda, kick)	1-6:33
Raiders	Atkinson 57 yd. interception return (Blanda, kick)	1-7:26
Raiders	Sherman 24 yd. pass from Lamonica (Blanda, kick)	1-8:32
Raiders	Biletnikoff 31 yd. pass from Lamonica (Blanda, kick)	1-10:55
Raiders	Smith 60 yd. pass from Lamonica (Blanda, kick)	2-9:12
Raiders	Sherman 23 yd. pass from Lamonica (Blanda, kick)	3-9:49
Raiders	Cannon 3 yd. pass from Lamonica (Blanda, kick)	3-14:49
Oilers	Reed 8 yd. pass from Beathard (Gerela, kick)	4-6:17
Raiders	Hubbard 4 yd. run (Blanda, kick)	4-12:35

Missed FG: None
Attendance: 53,539

	Raiders	Oilers
First downs	17	14
Total yards	412	197
Rushing yards	110	28
Passing yards	302	169
Passes-comp.-Int.	22-14-3	46-18-3
Punts-avg.	5-42.0	11-41.4
Punt return yards	3-27	2-4
Kickoff return yards	2-64	7-130
Fumbles-lost	3-1	3-2
Penalties-yards	7-63	3-48

RUSHING									
OILERS	Att	Yds	Lg	TD	RAIDERS	Att	Yds	Lg	TD
Granger	14	29	9	0	Dixon	13	48	17	0
Campbell	1	0	0	0	Smith	8	3	3	0
Levias	1	4	4	0	Hubbard	6	19	5	1
Beathard	3	-5	3	0	Todd	8	31	30	0
					Hagberg	2	9	5	0
TOTALS	19	28	9	0	TOTALS	37	110	30	1

PASSING									
OILERS	Att	Comp	Yds	TD	RAIDERS	Att	Comp	Yds	TD
Beathard	46	18	209	1-3	Lamonica	17	13	276	6-1
					Blanda	5	1	33	0-2
TOTALS	46	18	209	1-3	TOTALS	22	14	309	6-3

RECEIVING									
OILERS	Rec	Yds	Lg	TD	RAIDERS	Rec	Yds	Lg	TD
Bierne	5	48	12	0	Biletnikoff	3	70	31	2
Reed	7	81	18	1	Sherman	4	60	24	2
Granger	3	31	24	0	Smith	4	103	60	1
Haik	2	42	29	0	Todd	1	40	40	0
Levias	1	7	7	0	Hubbard	1	33	33	0
					Cannon	1	3	3	1
TOTALS	18	209	29	1	TOTALS	14	309	60	6

AFC WILD CARD GAME – 1978 Houston 17, Miami 9 Dec. 24, 1978 • Orange Bowl

The Oilers, making their first postseason appearance since 1969, advanced to the divisional playoffs on a brilliant passing performance by Dan Pastorini, who completed 20 of 29 passes for 306 yards and one touchdown. The two AFC wild card teams were locked in a 7-7 tie until midway through the fourth quarter. But Pastorini then completed all four of his passes in a 53-yard drive that set up Toni Fritsch's 35-yard field goal for a 10-7 lead with 7:25 left. One play after the ensuing kickoff, Gregg Bingham intercepted a Bob Griese pass and the Oilers drove 50 yards in 10 plays (9 on the ground) for Earl Campbell's clinching touchdown from the one-yard line. Griese completed 11 of 28 passes. Campbell, the NFL's leading rusher during regular season with 1,450 yards, gained 84 yards on 26 carries.

Miami7	0	0	2	9
Houston7	0	0	10	17

TEAM	SCORING PLAY	QTR-INTO
Dolphins	Tollman 13 yd. pass from Griese (Yepremian, kick)	1-9:58
Oilers	Wilson 13 yd. pass from Pastorini (Fritsch, kick)	1-14:57
Oilers	Fritsch 27 yd. field goal	4-5:18
Oilers	Campbell 1 yd. run (Fritsch, kick)	4-5:10
Dolphins	Safety	4-14:49

Missed FG: Yepremian missed FG, Bokamper FG blocked
Attendance: 70,036

	Dolphins	Oilers
First downs	14	23
3rd-down conversion-att	5-12-42%	8-16-50%
Total yards	209	455
Rushing yards	91	165
Passing yards	118	290
Passes-comp.-Int.	30-12-3	30-20-0
Punts-avg.	5-48.6	5-44.0
Punt return yards	1-24	3-11
Kickoff return yards	5-109	2-55
Fumbles-lost	2-2	3-1
Penalties-yards	1-5	5-37
Field goals made-att	0-1	1-2
Time of possession	24:17	35:43

RUSHING									
OILERS	Att	Yds	Lg	TD	DOLPHINS	Att	Yds	Lg	TD
Campbell	26	84	20	1	Williams	13	41	9	0
Wilson	14	76	21	0	Harris	9	43	9	0
Coleman	1	2	2	0	Bulaich	2	0	0	0
Poole	1	12	12	0	Moore	1	7	7	0
Pastorini	3	-9	-3	0					
TOTALS	45	165	21	1	TOTALS	25	91	9	0

PASSING									
OILERS	Att	Comp	Yds	TD	DOLPHINS	Att	Comp	Yds	TD
Pastorini	29	20	306	1-0	Griese	28	1	114	1-2
Barber	1	0	0-0	0-0	Strock	2	1	23	0-1
TOTALS	30	20	306	1-0	TOTALS	30	12	137	1-3

RECEIVING									
OILERS	Rec	Yds	Lg	TD	DOLPHINS	Rec	Yds	Lg	TD
Wilson	5	40	13	1	Harris	4	42	19	0
Caster	1	11	11	0	Williams	1	8	8	0
Barber	4	112	55	0	Tillman	2	24	13	1
Burrough	6	103	53	0	Harris	1	21	21	0
Coleman	1	5	5	0	Bulaich	2	14	9	0
Woods	2	22	16	0	Moore	2	28	23	0
Campbell	1	13	13	0					
TOTALS	20	306	55	1	TOTALS	12	137	23	1

INDIVIDUAL DEFENSE (press box stats)
OILERS – Leading Tackler: Currier 6-2-8, Kiner 5-3-8.
Sacks: Washington 1, Bethea 1. Int.: Sternick 1, Reinfeldt 1, Bingham 1. FR: Washington 1.
DOLPHINS – Leading Tackler: Babb 7-4-11,
Baumhower 8-3-11. Sacks: Bokamper 2. Int.: None. FR: Rhone 1.

PLAYOFF SUMMARIES

AFC DIVISIONAL PLAYOFF GAME – 1978 Houston 31, New England 14 December 31, 1978 • Schaefer Stadium

Houston captured its second straight postseason road victory and advanced into its first AFC championship game with an impressive win over New England, the AFC East champion. Houston quarterback Dan Pastorini completed 10 of 13 passes for 184 yards and three touchdowns as the Oilers jumped to a 21-0 halftime lead. After a scoreless first period, Pastorini hit wide receiver Ken Burrough on a 71-yard touchdown pass and connected with tight end Mike Barber on 19- and 13-yard touchdown strikes. New England narrowed the gap to 24-14 early in the final quarter on two scoring passes- a 24-yard option toss from running back Andy Johnson to wide receiver Harold Jackson and another 24-yard pass from backup quarterback Tom Owen to tight end Russ Francis. Linebacker Gregg Bingham's 19-yard interception return to New England's 18-yard line with 5:07 remaining stopped the Patriots' rally and set up running back Earl Campbell's two-yard touchdown run three plays later.

New England	.0	0	7	7	14
Houston	21	3	7	31

TEAM	SCORING PLAY	QTR-INTO
Oilers	Burrough 71 yd. pass from Pastorini (Fritsch, kick)	2-1:35
Oilers	Barber 19 yd. pass from Pastorini (Fritsch, kick)	2-8:12
Oilers	Barber 13 yd. pass from Pastorini (Fritsch, kick)	2-14:35
Oilers	Fritsch 30 yd. field goal	3-7:56
Patriots	Jackson 24 yd. pass from Johnson (Posey, kick)	3-14:43
Patriots	Francis 24 yd. pass from Owen (Posey, kick)	4-5:43
Oilers	Campbell 2 yd. run (Fritsch, kick)	4-11:19

Missed FG: Posey 43WR
Attendance: 60,881

	Patriots	Oilers
First downs	15	21
3rd-down conversion-att	6-13-46%	11-17-65%
Total yards	263	344
Rushing yards	83	174
Passing yards	180	170
Passes-comp.-Int.	35-16-3	15-12-1
Punts-avg.	4-43.3	5-34.8
Punt return yards	3-6	3-6
Kickoff return yards	5-136	3-53
Fumbles-lost	2-0	1-0
Penalties-yards	8-92	2-25
Field goals made-att	0-1	1-1
Time of possession	26:04	33:06

RUSHING											
OILERS	Att	Yds	Lg	TD	PATRIOTS	Att	Yds	Lg	TD		
Campbell	27	118	35	1	Cunningham	10	42	8	0		
Wilson	14	26	8	0	Grogan	1	16	16	0		
Coleman	7	19	12	0	Johnson	6	14	4	0		
Duncan	2	7	5	0	Ivory	3	11	6	0		
Poole	3	7	4	0							
Nielson	1	-3	-3	0							
TOTALS	54	174	35	1	TOTALS	20	83	16	0		

PASSING											
OILERS	Att	Comp	Yds	TD-I	PATRIOTS	Att	Comp	Yds	TD-I		
Pastorini	15	12	200	3-1	Grogan	12	3	38	0-2		
					Owen	22	12	144	1-1		
					Johnson	1	1	24	1-0		
TOTALS	15	12	200	3-1	TOTALS	35	16	206	2-3		

RECEIVING											
OILERS	Rec	Yds	Lg	TD	PATRIOTS	Rec	Yds	Lg	TD		
Barber	5	83	22	2	Francis	8	101	24	1		
Burrough	3	91	71	1	Cunningham	3	28	15	0		
Carter	2	12	7	0	Morgan	2	37	19	0		
Campbell	1	10	10	0	Johnson	2	16	11	0		
Woods	1	4	4	0	Jackson	1	24	24	1		
TOTALS	12	200	71	3	TOTALS	16	206	24	2		

INDIVIDUAL DEFENSE (press box stats)
OILERS – Leading Tackler: Bingham 6-2-8. **Sacks:** Brazile 1, Washington 1, Bethea 1, Young 1. **Int.:** Reinfeldt 2, Bingham 1.
FR: Pastorini 1.
PATRIOTS – Leading Tackler: Beaudoin 8-7-15. **Sacks:** Beaudoin 1.0, Bishop 1.0, Zabel 0.5. **Int.:** Fox 1.
FR: Gray 1, Westbrook 1.

AFC CHAMPIONSHIP GAME – 1978 Pittsburgh 34, Houston 5 January 7, 1979 • Three Rivers Stadium

Playing in their first championship game since 1962, the Oilers were unable to unseat a strong Pittsburgh team, dropping a 34-5 contest at Three Rivers Stadium. The Steelers, striking through cold, steady rain for 31 first half points, won their third AFC championship in five years behind their usual solid defense and spectacular performances by Terry Bradshaw and Lynn Swann. Seventeen of the points, came during a 48-second span in the last minute of the half as Pittsburgh capitalized on two fumbles by Ronnie Coleman and one by Johnnie Dirden. Despite the playing conditions that contributed to a postseason record 12 fumbles, Bradshaw completed 11 of 19 passes for 200 yards and touchdowns to John Stallworth and Swann, who caught four passes for 98 yards. Both touchdown passes and one of Roy Gerela's two field goals made up the 17-point burst between 14:08 and 14:56 of the second quarter after Pittsburgh had built a 14-3 lead on scoring runs by Franco Harris and Rocky Bleier.

Pittsburgh14	17	3	0	34
Houston0	3	2	0	5

TEAM	SCORING PLAY	QTR-INTO
Steelers	Harris 7 yd. run (Gerela, kick)	1-4:58
Steelers	Bleier 17 yd.run (Gerela, kick)	1-13:51
Oilers	Fritsch 19 yd. field goal	2-5:21
Steelers	Swan 29 yd. pass from Bradshaw (Gerela, kick)	2-14:08
Steelers	Stallworth 17 yd. pass from Bradshaw (Gerela,kick)	2-14:27
Steelers	Gerela 37 yd. field goal	2-14:56
Steelers	Gerela 22 yd. field goal	3-7:14
Oilers	Washington safety	3-11:10

Missed FG: Gerela 40, 40
Attendance: 49,417

	Steelers	Oilers
First downs	21	10
3rd-down conversion-att	1-9-11%	1-11-9%
Total yards	379	142
Rushing yards	179	72
Passing yards	200	70
Passes-comp.-Int.	19-11-2	26-12-5
Punts-avg.	1-53.0	6-39.5
Punt return yards	6-91	0-0
Kickoff return yards	2-36	8-179
Fumbles-lost	6-3	6-4
Penalties-yards	4-32	5-48
Field goals made-att	2-4	1-1
Time of possession	33:10	18:15

RUSHING											
OILERS	Att	Yds	Lg	TD	STEELERS	Att	Yds	Lg	TD		
Campbell	22	62	11	0	Harris	20	51	9	1		
Woods	1	9	9	0	Bleier	10	45	15	1		
Coleman	1	-5	-5	0	Bradshaw	7	29	13	0		
Wilson	2	6	4	0	Delophaine	3	28	23	0		
					Thornton	3	22	14	0		
					Moser	3	7	5	0		
					Kruczek	1	-3	-3	0		
TOTALS	26	72	11	0	TOTALS	47	179	23	2		

PASSING											
OILERS	Att	Comp	Yds	TD-I	STEELERS	Att	Comp	Yds	TD-I		
Pastorini	26	12	96	0-5	Bradshaw	19	11	200	2-2		
					Kruczek	0	0	0	0-0		
TOTALS	26	12	96	0-5	TOTALS	19	11	200	2-2		

RECEIVING											
OILERS	Rec	Yds	Lg	TD	STEELERS	Rec	Yds	Lg	TD		
Caster	5	44	21	0	Swann	4	98	34	1		
Wilson	5	33	8	0	Grossman	2	43	29	0		
Coleman	1	15	15	0	Bleier	4	42	16	0		
Campbell	1	4	4	0	Stallworth	1	17	17	1		
TOTALS	12	96	21	0	TOTALS	11	200	34	2		

INDIVIDUAL DEFENSE (press box stats)
OILERS – Leading Tackler: Knoff 9-1-10. **Sacks:** None .
Int.: Knoff 1. **FR:** Pastorini 1.
STEELERS – Leading Tackler: Lambert 15-5-20.
Sacks: None. **Int.:** None. **FR:** Shell 1, Davis 1, Pinney 1.

PLAYOFF SUMMARIES

AFC WILD CARD PLAYOFF GAME – 1979 Houston 13, Denver 7 December 23, 1979 • Astrodome

The Oilers, playing a postseason game at home for the first time in 17 years, advanced to the divisional playoffs by shutting out the Broncos over the last three quarters of play. Denver marched 80 yards for a touchdown and a 7-3 lead on its first possession, but Earl Campbell's three-yard scoring run gave Houston a 10-7 halftime margin. Campbell and Oilers quarterback Dan Pastorini both missed second half action with groin injuries but Rob Carpenter and second year quarterback Gifford Nielsen played well in relief during their initial NFL playoff competition. Linebacker Gregg Bingham's 15-yard interception return set up Toni Fritsch's second field goal - a 20-yarder with 4:18 remaining to give Houston a 13-7 edge. The Oilers' defense, which recorded six sacks overall, held the Broncos on the final two series with Curley Culp's third-down sack and Vernon Perry's fourth-down pass deflection the key plays.

Denver7	0	0	0	7
Houston3	7	0	3	13

TEAM	SCORING PLAY	QTR-INTO
Oilers	Fritsch 31 yd. field goal	1-4:58
Broncos	Preston 7 yd. pass from Morton (Turner, kick)	1-11:33
Oilers	Campbell 3 yd. run (Fritsch, kick)	2-14:14
Oilers	Fritsch 20 yd. field goal	4-10:42

Missed FG: Steinfort 50
Attendance: 48,776

	Broncos	Oilers
First downs	17	15
3rd-down conversion-att	4-13-31%	7-17-40%
Total yards	216	282
Rushing yards	112	135
Passing yards	104	147
Passes-comp.-Int.	27-14-1	22-10-2
Punts-avg.	5-45.2	5-43.2
Punt return yards	2-25	5-42
Kickoff return yards	4-83	1-26
Fumbles-lost	1-0	0-0
Penalties-yards	7-70	2-19
Field goals made-att	0-1	2-2
Time of possession	27:38	32:22

RUSHING											
OILERS	Att	Yds	Lg	TD	BRONCOS	Att	Yds	Lg	TD		
Campbell	16	50	9	1	Armstrong	12	51	15	0		
Wilson	8	21	5	0	Preston	9	24	7	0		
Coleman	2	5	4	0	Jensen	4	5	3	0		
Carpenter	16	59	9	0	Canada	4	29	13	0		
					Upchurch	1	3	3	0		
					Morton	2	0	0	0		
TOTALS	42	135	9	1	TOTALS	32	112	15	0		

PASSING											
OILERS	Att	Comp	Yds	TD	BRONCOS	Att	Comp	Yds	TD		
Pastorini	18	8	149	0-1	Morton	27	14	144	1-1		
Nielsen	4	2	9	0-1							
TOTALS	22	10	158	0-2	TOTALS	27	14	144	1-1		

RECEIVING											
OILERS	Rec	Yds	Lg	TD	BRONCOS	Rec	Yds	Lg	TD		
Coleman	1	41	41	0	Armstrong	2	22	13	0		
Carpenter	3	26	13	0	Egloff	1	17	0	0		
Barber	1	31	31	0	Preston	4	40	12	1		
Wilson	4	53	20	0	Moses	3	47	25	0		
Campbell	1	7	7	0	Jensen	1	11	11	0		
					Canada	1	4	4	0		
					Odum	2	3	3	0		
TOTALS	10	158	41	0	TOTALS	14	144	25	0		

INDIVIDUAL DEFENSE (press box stats)
OILERS – Leading Tackler: Bingham 7-3-10. Sacks: Dorris 3, Culp 2, Kennard 1. Int.: Bingham 1. FR: None.
BRONCOS – Leading Tackler: Gradisher 12-1-13. Sacks: Chavous 1. Int.: Thompson 1. FR: None.

AFC DIVISIONAL PLAYOFF GAME – 1979 Houston 17, San Diego 14 December 29, 1979 • San Diego Stadium

The Oilers advanced into their second consecutive AFC Championship Game on the strength of an opportunistic defense and a near-flawless performance by the offensive unit. First-year strong safety Vernon Perry set up 10 of the Oilers' 17 points with a postseason game record of four interceptions in addition to a 57-yard blocked field goal return. Second-year quarterback Gifford Nielsen and third-year running back Rob Carpenter started for regulars Dan Pastorini and Earl Campbell, who were sidelined with groin injuries. The Oilers intercepted AFC passing leader Dan Fouts five times. Nielsen, making his first NFL postseason start, completed a 47-yard scoring pass to Mike Renfro with 12:55 elapsed in the third period to provide the winning margin.

San Diego7	0	7	0	14
Houston0	10	7	0	17

TEAM	SCORING PLAY	QTR-INTO
Chargers	C. Williams 1 yd. run (Wood, kick)	1-10:11
Oilers	Fritsch 26 yd. field goal	2-10:58
Oilers	Clark 1 yd. run (Fritsch, kick)	2-14:41
Chargers	Mitchell 8 yd. run (Wood, kick)	3-1:52
Oilers	Renfro 47 yd. pass from Nielson (Fritsch, kick)	3-12:55

Missed FG: Wood 26 blocked
Attendance: 51,192

	Chargers	Oilers
First downs	25	15
3rd-down conversion-att	7-13-54%	8-16-50%
Total yards	380	259
Rushing yards	19	40
Passing yards	317	111
Passes-comp.-Int.	47-25-5	19-10-1
Punts-avg.	2-32.0	6-40.7
Punt return yards	2-25	1-25
Kickoff return yards	5-88	3-53
Fumbles-lost	0-0	0-0
Penalties-yards	6-30	5-45
Field goals made-att	0-1	2-2
Time of possession	29:54	30:06

RUSHING											
OILERS	Att	Yds	Lg	TD	CHARGERS	Att	Yds	Lg	TD		
Wilson	11	39	14	0	Mitchell	8	33	8	1		
Carpenter	18	67	11	0	Williams	11	30	8	1		
Clark	9	30	11	1							
Nielsen	2	12	14	0							
TOTALS	40	148	14	1	TOTALS	19	63	8	2		

PASSING											
OILERS	Att	Comp	Yds	TD	CHARGERS	Att	Comp	Yds	TD		
Nielsen	19	10	111	1-1	Fouts	47	25	333	0-5		
TOTALS	19	10	111	1-1	TOTALS	47	25	333	0-5		

RECEIVING											
OILERS	Rec	Yds	Lg	TD	CHARGERS	Rec	Yds	Lg	TD		
Barber	1	12	12	0	Mitchell	4	26	9	0		
Carpenter	4	23	7	0	McCrory	1	34	34	0		
Wilson	3	16	10	0	Jefferson	4	70	21	0		
Renfro	1	47	47	1	Williams	4	30	12	0		
Coleman	1	13	13	0	Joiner	4	81	30	0		
					Floyd	3	51	23	0		
					Klein	5	41	16	0		
TOTALS	10	111	47	1	TOTALS	25	333	34	0		

INDIVIDUAL DEFENSE (press box stats)
OILERS – Leading Tackler: Perry 6-2-8. Sacks: Bethea 1, Dorris 1. Int.: Perry 4, Wilson 1. FR: None.
CHARGERS – Leading Tackler: Johnson 4-6-10, Fuller 8-2-10. Sacks: None. Int.: Williams 1. FR: None.

PLAYOFF SUMMARIES

AFC CHAMPIONSHIP GAME – 1979

Pittsburgh 27, Houston 13

January 6, 1980 • Three Rivers Stadium

The Steelers held the Oilers to only 24 rushing yards but were also aided by a controversial non-touchdown call to come away with a 27-13 win. Houston jumped to a 7-0 lead just 2:30 into the game when Vernon Perry returned an interception 75 yards for a touchdown. Then after both teams exchanged field goals, Terry Bradshaw completed two touchdown passes, a 16-yarder to tight end Billy Cunningham and a 20-yard score to wide receiver John Stallworth. With the Steelers leading 17-10, the controversial play occurred during the last seconds of the third quarter. Quarterback Dan Pastorini threw a pass to Mike Renfro at the back of the end zone, and Renfro appeared to have caught it for a touchdown with both feet in bounds before he fell out of the end zone. However, the officials ruled the pass incomplete. Although the Oilers protested, and replays would later show that it was inconclusive, they had to settle for a 23-yard field goal. The Steelers would then score 10 unanswered points in the fourth quarter to clinch the victory.

Pittsburgh3	14	0	10	27
Houston7	3	0	3	13

TEAM	SCORING PLAY	QTR-INTO
Oilers	Perry 75 yd. interception return (Fritsch, kick)	1-2:30
Steelers	Bahr 21 yd. field goal	1-11:05
Oilers	Fritsch 27 yd. field goal	2-0:48
Steelers	Cunningham 16 yd. pass from Bradshaw (Bahr, kick)	2-5:27
Steelers	Stallworth 20 yd. pass from Bradshaw (Bahr, kick)	2-12:26
Oilers	Fritsch 23 yd. field goal	4-0:03
Steelers	Bahr 39 yd. field goal	4-5:10
Steelers	Bleier 4 yd. run (Bahr, kick)	4-14:06

Missed FG: Bahr 40WL

Attendance: 50,475

	Steelers	Oilers
First downs	22	11
3rd-down conversion-att	13-19-68%	3-11-27%
Total yards	358	227
Rushing yards	161	24
Passing yards	197	203
Passes-comp.-Int.	30-18-1	29-20-1
Punts-avg.	3-51	4-30
Punt return yards	3-8	2-8
Kickoff return yards	4-82	6-64
Fumbles-lost	1-1	4-2
Penalties-yards	5-34	2-10
Field goals made-att	2-3	2-2
Time of possession	32:56	27:04

RUSHING									
OILERS	Att	Yds	Lg	TD	STEELERS	Att	Yds	Lg	TD
Campbell	17	15	7	0	Harris	21	85	13	0
Wilson	4	9	3	0	Bleier	13	52	8	1
Caster	1	0	0	0	Bradshaw	1	25	25	0
					Thornton	1	-1	-1	0
TOTALS	22	24	7	0	TOTALS	36	161	25	1

PASSING									
OILERS	Att	Comp	Yds	TD	STEELERS	Att	Comp	Yds	TD
Pastorini	28	19	203	0-1	Bradshaw	30	18	219	2-1
Nielsen	1	1	9	0-0					
TOTALS	29	20	212	0-1	TOTALS	30	18	219	2-1

RECEIVING									
OILERS	Rec	Yds	Lg	TD	STEELERS	Rec	Yds	Lg	TD
Wilson	7	60	41	0	Stallworth	3	62	20	1
Coleman	2	46	32	0	Swann	4	54	21	0
Carpenter	5	23	14	0	Harris	6	50	15	0
Renfro	3	52	19	0	Bleier	3	39	20	0
Campbell	1	11	11	0	Cunningham	2	14	16	1
Merkens	1	12	12	0					
Barber	1	8	8	0					
TOTALS	20	212	41	0	TOTALS	18	219	21	2

INDIVIDUAL DEFENSE (press box stats)

OILERS – Leading Tackler: Stringer 11-2-13. **Sacks:** Bethea 1, Stensrud 1, Dorris 1. **Int.:** Perry 1. **FR:** Carter 1, Renfro 1.

STEELERS – Leading Tackler: Lambert 7-4-11.

Sacks: Greenwood 1. **Int.:** Woodruff 1. **FR:** Shell 1, Blount 1.

AFC WILD CARD GAME – 1980

Oakland 27, Houston 7

December 28, 1980 • Alameda County Coliseum

The Raiders advanced to the divisional playoffs by shutting out the Oilers over the final three quarters. Oakland converted Earl Campbell's fumble on the first play of the game into Chris Bahr's 47-yard field goal, but Campbell came back to score on a one-yard plunge to give Houston a 7-3 lead. Jim Plunkett's one-yard touchdown pass to Todd Christensen early in the second quarter put the Raiders ahead to stay 10-7. Plunkett added another touchdown on a 44-yard pass to Arthur Whittington on the first play of the final period. Kenny King's 31-yard run set up Bahr's 37-yard field goal that gave Oakland a 20-7 edge. Lester Hayes added two interceptions to his NFL-leading 13 during the regular season. He picked off Ken Stabler's pass in the end zone to end a Houston scoring threat in the third period. In the fourth quarter Hayes' 20-yard interception return capped the Raiders' scoring.

Oakland3	7	0	17	27
Houston7	0	0	0	7

TEAM	SCORING PLAY	QTR-INTO
Raiders	Bahr 47 yd. field goal	1-1:45
Oilers	Campbell 1 yd. run (Fritsch, kick)	1-13:15
Raiders	Christensen 1 yd. pass from Plunkett (Bahr, kick)	2-9:25
Raiders	Whittington 44 yd. pass from Plunkett (Bahr, kick)	4-0:07
Raiders	Bahr 37 yd. field goal	4-8:35
Raiders	Hayes 20 yd. interception return (Bahr, kick)	4-9:31

Missed FG: Fritsch 45 short, 37 blocked

Attendance: N/A

	Raiders	Oilers
First downs	12	18
3rd-down conversion-att	3-15-20%	2-15-13%
Total yards	250	275
Rushing yards	111	97
Passing yards	139	178
Passes-comp.-Int.	23-8-1	21-15-2
Punts-avg.	9-51.1	9-44.0
Punt return yards	6-29	7-84
Kickoff return yards	2-47	6-118
Fumbles-lost	2-0	1-1
Penalties-yards	14-91	8-64
Field goals made-att	2-2	0-2
Time of possession	27:56	32:04

RUSHING									
OILERS	Att	Yds	Lg	TD	RAIDERS	Att	Yds	Lg	TD
Campbell	27	91	14	1	King	13	55	27	0
Carpenter	5	9	4	0	Van Eeghen	14	46	9	0
Wilson	1	-3	-3	0	Whittington	5	11	7	0
					Jensen	2	0	0	0
					Plunkett	1	-1	-1	0
TOTALS	29	97	22	0	TOTALS	13	14	13	0

PASSING									
OILERS	Att	Comp	Yds	TD	RAIDERS	Att	Comp	Yds	TD
Stabler	26	15	243	0-2	Plunkett	23	8	168	2-1
Campbell	1	0	0	0-0					
TOTALS	27	15	243	0-2	TOTALS	23	8	168	2-1

RECEIVING									
OILERS	Rec	Yds	Lg	TD	RAIDERS	Rec	Yds	Lg	TD
Barber	4	83	33	0	Whittington	2	64	44	1
Renfro	3	69	39	0	Chester	2	12	10	0
Casper	3	31	12	0	King	1	37	37	0
Carpenter	3	26	14	0	Branch	1	33	33	0
Coleman	1	23	23	0	Van Eeghen	1	21	21	0
B. Johnson	1	11	11	0	Christensen	1	1	1	1
TOTALS	15	243	39	0	TOTALS	8	168	44	2

INDIVIDUAL DEFENSE (press box stats)

OILERS – Leading Tackler: Brazile 9-2-11.

Sacks: Bethea 2.0, Bingham 1.0. **Int.:** Perry 1. **FR:** None.

RAIDERS – Leading Tackler: Kinlaw 8-2-10.

Sacks: Davis 2.0, Hayes 2.0, Browning 1.0, Hendricks 1.0, Jones 1.0. **Int.:** Hayes 2. **FR:** McKinney 1, Davis 1.

PLAYOFF SUMMARIES

AFC WILD CARD PLAYOFF GAME – 1987 Houston 23, Seattle 20 (OT) January 3, 1988 • Astrodome

Oilers kicker Tony Zendejas atoned for a fourth-quarter 29-yard field goal miss by converting a 42-yarder 8:05 into overtime to help Houston advance to the divisional playoffs for the first time since 1980. Quarterback Warren Moon completed 21 of 32 passes for 273 yards and one touchdown in his initial NFL playoff game. Drew Hill and Ernest Givins combined for 13 catches for 173 yards, including six for 71 on third downs. Wide receiver Willie Drewrey's first NFL touchdown catch, a 29-yarder, gave the Oilers a 20-13 lead in the third quarter. However, Seattle quarterback Dave Krieg hit wide receiver Steve Largent on a 12-yard scoring pass in the final 1:47 to tie the score and send the game into overtime. Houston held a 47:44 to 20:21 time-of-possession advantage over Seattle and outgained the Seahawks 437 yards to 250.

Seattle7	3	3	7	0	20
Houston3	10	7	0	3	23

TEAM	SCORING PLAY	QTR-INTO
Seahawks	Largent 20 yd. pass from Krieg (Johnson, kick)	1-3:16
Oilers	Zendejas 47 yd. field goal	1-10:16
Oilers	Rozier 1 yd. run (Zendejas, kick)	2-1:43
Oilers	Zendejas 49 yd. field goal	2-8:11
Seahawks	Johnson 33 yd. field goal	2-11:50
Seahawks	Johnson 41 yd. field goal	3-6:37
Oilers	Drewrey 29 yd. pass from Moon (Zendejas, kick)3-12:26	
Seahawks	Largent 12 yd. pass from Krieg (Johnson, kick)	4-14:34
Oilers	Zendejas 42 yd. field goal	5-8:05

Missed FG: Zendejas 52R, 29L
Attendance: 49,622

	Seahawks	Oilers
First downs	11	27
3rd-down conversion-att	2-12-16%	10-18-55%
4th-down conversion-att	1-1-100%	0-0-0%
Total yards	250	437
Rushing yards	29	178
Passing yards	221	259
Passes-comp.-Int.	39-16-0	32-21-1
Punts-avg.	7-44.3	3-35.0
Punt return yards	2-66	4-27
Kickoff return yards	6-132	4-65
Fumbles-lost	1-1	2-1
Penalties-yards	3-20	4-25
Field goals made-att	2-2	3-5
Time of possession	20:21	47:44

RUSHING											
OILERS	Att	Yds	Lg	TD	SEAHAWKS	Att	Yds	Lg	TD		
Rozier	21	66	11	1	Williams	7	27	10	0		
Highsmith	12	74	16	0	Morris	4	2	4	0		
Pinkett	11	29	5	0							
Moon	4	-2	0	0							
Wallace	2	11	9	0							
TOTALS	50	178	16	1	TOTALS	11	29	10	0		

PASSING											
OILERS	Att	Comp	Yds	TD-I	SEAHAWKS	Att	Comp	Yds	TD-I		
Moon	32	21	273	1-1	Krieg	38	16	237	2-0		
					Williams	1	0	0	0-0		
TOTALS	32	21	273	1-1	TOTALS	39	16	237	2-0		

RECEIVING											
OILERS	Rec	Yds	Lg	TD	SEAHAWKS	Rec	Yds	Lg	TD		
Rozier	1	7	7	0	Largent	7	132	33	2		
Hill	6	84	15	0	Butler	3	73	32	0		
Givins	7	89	19	0	Williams	2	5	3	0		
Pinkett	1	3	3	0	Skansi	2	13	7	0		
Highsmith	2	17	11	0	Morris	1	6	6	0		
Drewrey	3	62	29	1	Tice	1	8	8	0		
Wallace	1	11	11	0							
TOTALS	21	273	29	1	TOTALS	16	237	33	2		

INDIVIDUAL DEFENSE (press box stats)

OILERS – Leading Tackler: Bostic 2-3-5. **Sacks:** Childress 1,0, Meads 0,5, Lyles 0,5. **Int.:** Brown 1. **FR:** Bostic 1, Fuller 1.
SEAHAWKS – Leading Tackler: Bosworth 9-8-17.
Sacks: Gaines 1, Bryant 1. **Int.:** Jenkins 1. **FR.:** Young 1.

AFC DIVISIONAL PLAYOFF GAME – 1987 Denver 34, Houston 10 January 10, 1988 • Mile High Stadium

John Elway passed for two touchdowns and ran for a third as the Broncos defeated the Oilers 34-10 to become the first AFC West team since the San Diego Chargers of 1980 and 1981 to play in consecutive AFC Championship Games. Denver capitalized on two Houston turnovers to take a 14-0 first quarter lead. Safety Steve Wilson recovered Warren Moon's lateral to Mike Rozier at the Oilers' 1-yard line to set up Gene Lang's one-yard run. Karl Mecklenburg's interception on Houston's next possession led to Elway's first touchdown pass, a 27-yarder to Clarence Kay. Kay also caught a one-yarder in the second quarter for the first two-touchdown game of his four-year career. Elway, who completed 14 of 25 passes for 259 yards, scored on a three-yard run with 4:23 remaining to seal the win.

Denver14	10	3	7	34
Houston0	3	0	7	10

TEAM	SCORING PLAY	QTR-INTO
Broncos	Lang 1 yd. run (Karlis, kick)	1-6:19
Broncos	Kay 27 yd. pass from Elway (Karlis, kick)	1-13:34
Broncos	Karlis 43 yd. field goal	2-3:20
Oilers	Zendejas 46 yd. field goal	2-9:03
Broncos	Kay 1 yd. pass from Elway (Karlis, kick)	2-13:08
Broncos	Karlis 23 yd. field goal	3-2:29
Oilers	Givins 19 yd. pass from Moon (Zendejas, kick)	4-6:38
Broncos	Elway 3 yd. run (Karlis, kick)	4-10:33

Missed FG: None
Attendance: 75,968

	Broncos	Oilers
First downs	19	20
3rd-down conversion-att	4-9-44%	8-16-50%
4th-down conversion-att	2-4-50%	1-1-100%
Total yards	316	337
Rushing yards	61	73
Passing yards	255	264
Passes-comp.-Int.	25-14-1	43-24-2
Punts-avg.	2-46.0	3-44.7
Punt return yards	2-15	0-0
Kickoff return yards	2-28	3-62
Fumbles-lost	0-0	2-1
Penalties-yards	4-35	10-73
Field goals made-att	2-2	1-1
Time of possession	27:27	32:33

RUSHING											
OILERS	Att	Yds	Lg	TD	BRONCOS	Att	Yds	Lg	TD		
Rozier	9	25	8	0	Winder	13	46	8	0		
Pinkett	6	20	8	0	Sewell	5	9	5	0		
Moon	5	15	7	0	Elway	4	8	4	1		
Highsmith	5	13	11	0	Bell	2	7	5	0		
Givins	1	0	0	0	Kubiak	2	-3	-1	0		
					Lang	3	-6	1	1		
TOTALS	26	73	11	0	TOTALS	29	61	8	2		

PASSING											
OILERS	Att	Comp	Yds	TD-I	BRONCOS	Att	Comp	Yds	TD-I		
Moon	43	24	264	1-2	Elway	25	14	259	2-1		
TOTALS	43	24	264	1-2	TOTALS	25	14	259	2-1		

RECEIVING											
OILERS	Rec	Yds	Lg	TD	BRONCOS	Rec	Yds	Lg	TD		
Hill	5	93	24	0	Johnson	4	105	55	0		
Givins	6	84	19	1	Kay	3	57	29	2		
Duncan	4	32	13	0	Sewell	3	41	25	0		
Highsmith	4	20	16	0	Lang	1	25	25	0		
Drewrey	2	17	9	0	Boddie	1	15	15	0		
Williams	1	7	7	0	Mobley	1	9	9	0		
Rozier	1	6	6	0	Nattiel	1	7	7	0		
Pinkett	1	5	5	0							
TOTALS	24	264	24	1	TOTALS	14	259	55	2		

INDIVIDUAL DEFENSE (press box stats)

OILERS – Leading Tackler: Donaldson 7-1-8.
Sacks: Martin 1. **Int.:** Allen 1. **FR:** None.
BRONCOS – Leading Tackler: Dennison 6-2-8.
Sacks: None. **Int.:** Haynes 1, Mecklenburg 1. **FR:** Wilson 1.

AFC WILD CARD PLAYOFF GAME – 1988 Houston 24, Cleveland 23 December 24, 1988 • Cleveland Stadium

The Oilers advanced to the AFC divisional round of the playoffs for the second straight year with a 24-23 win over the Browns. Allen Pinkett scored two touchdowns within a 15-second span of the second quarter, and Warren Moon rallied Houston with 10 fourth-quarter points for the win. Moon's 14-yard scoring pass to Pinkett seven seconds into the second quarter capped a 17-play, 91-yard drive and gave Houston a 7-3 lead. Nose tackle Richard Byrd recovered Don Strock's fumble on the Browns' next play from scrimmage, and Pinkett scored one play later on a 16-yard run for a 14-9 halftime lead. Mike Pagel replaced the injured Strock and completed a 14-yard touchdown pass to Webster Slaughter late in the third quarter for Cleveland's last lead of the day 16-14. Moon directed a 76-yard drive capped by Lorenzo White's one-yard run as Houston regained the lead 21-16. Richard Johnson's interception on the Browns' next possession led to Tony Zendejas's game-winning 49-yard field goal with 1:54 to play.

Cleveland3	6	7	7	23
Houston7	7	0	10	24

TEAM	SCORING PLAY	QTR-INTO
Browns	Bahr 33 yd. field goal	1-5:17
Oilers	Pinkett 14 yd. pass from Moon (Zendejas, kick)	2-0:07
Oilers	Pinkett 16 yd. run (Zendejas, kick)	2-0:22
Browns	Bahr 26 yd. field goal	2-6:27
Browns	Bahr 28 yd. field goal	2-11:41
Browns	Slaughter 14 yd. pass from Pagel (Bahr, kick)	3-12:24
Oilers	White 1 yd. run (Zendejas, kick)	4-2:35
Oilers	Zendejas 49 yd. field goal	4-13:06
Browns	Slaughter 2 yd. pass from Pagel (Bahr, kick)	4-14:29

Missed FG: None
Attendance: 74,977

	Browns	Oilers
First downs	19	19
3rd-down conversion-att	5-12-41%	8-14-57%
4th-down conversion-att	0-0-0%	0-0-0%
Total yards	260	334
Rushing yards	68	129
Passing yards	192	205
Passes-comp.-Int.	28-19-1	26-16-3
Punts-avg.	3-35.3	3-37.7
Punt return yards	3-27	0-0
Kickoff return yards	3-75	5-72
Fumbles-lost	1-1	2-0
Penalties-yards	9-75	13-118
Field goals made-att	3-3	1-1
Time of possession	26:36	33:24

RUSHING											
OILERS	Att	Yds	Lg	TD	BROWNS	Att	Yds	Lg	TD		
Pinkett	14	82	27	1	Mack	12	14	7	0		
Highsmith	2	3	3	0	Byner	9	57	16	0		
White	12	30	5	1	Strock	1	0	0	0		
Moon	6	16	12	0	Pagel	1	-1	-1	0		
Givins	1	-2	-2	0	Fonteno	3	-2	5	0		
TOTALS	35	129	27	2	TOTALS	26	68	16	0		

PASSING											
OILERS	Att	Comp	Yds	TD-I	BROWNS	Att	Comp	Yds	TD-I		
Moon	26	16	213	1-3	Strock	3	2	13	0-0		
					Pagel	25	17	179	2-1		
TOTALS	26	16	213	1-3	TOTALS	28	19	192	2-1		

RECEIVING											
OILERS	Rec	Yds	Lg	TD	BROWNS	Rec	Yds	Lg	TD		
Pinkett	2	24	14	1	Mack	1	6	6	0		
White	1	1	1	0	Slaughter	5	58	18	2		
Hill	5	73	22	0	Byner	3	10	8	0		
Highsmith	1	8	8	0	Langhorne	6	57	17	0		
Duncan	2	33	18	0	Weathers	2	27	18	0		
Jeffries	3	52	35	0	Brennan	2	34	25	0		
Givins	1	8	8	0							
Williams	1	14	14	0							
TOTALS	16	213	35	1	TOTALS	19	192	25	2		

INDIVIDUAL DEFENSE (press box stats)

OILERS – Leading Tackler: Allen 7-1-8. **Sacks:** None.
Int.: Johnson 1. **FR:** Byrd 1.
BROWNS – Leading Tackler: Golic 5-4-9.
Sacks: Johnson 1.0. **Int.:**Wright 2, Harper 1. **FR:** None.

AFC DIVISIONAL PLAYOFF GAME – 1988 Buffalo 17, Houston 10 January 1, 1989 • Rich Stadium

Buffalo's special teams blocked a punt and a field goal, and the defense registered an interception and a fumble recovery in the fourth quarter, as the Bills advanced to their first-ever AFC Championship Game. Quarterback Jim Kelley completed a team-playoff record 19 of 33 passes for 244 yards with one interception. Rookie running back Thurman Thomas led all rushers with 75 yards on seven carries, including an 11-yard touchdown run that gave Buffalo a 14-3 lead in the third quarter. Robb Riddick's one-yard scoring run followed a blocked punt by safety Leonard Smith. Safety Mark Kelso intercepted a Warren Moon pass on the Oilers' second play of the fourth quarter. Derrick Burroughs's fumble recovery on Houston's next possession helped Buffalo preserve the win in their first-ever playoff game at Rich Stadium.

Buffalo0	7	7	3	17
Houston0	3	0	7	10

TEAM	SCORING PLAY	QTR-INTO
Bills	Riddick 1 yd. run (Norwood, kick)	2-4:25
Oilers	Zendejas 35 yd. field goal	2-10:28
Bills	Thomas 11 yd. run (Norwood, kick)	3-12:02
Bills	Norwood 27 yd. field goal	4-3:25
Oilers	Rozier 1 yd. run (Zendejas, kick)	4-9:48

Missed FG: Zendejas 37 blocked, 31WL, Norwood 50, 36WL
Attendance: 79,532

	Bills	Oilers
First downs	18	20
3rd-down conversion-att	3-14-21%	3-12-25%
4th-down conversion-att	0-2-0%	0-0-0%
Total yards	372	351
Rushing yards	135	125
Passing yards	237	226
Passes-comp.-Int.	33-19-1	33-17-1
Punts-avg.	4-39.3	6-37.2
Punt return yards	4-56	1-6
Kickoff return yards	3-57	4-48
Fumbles-lost	1-0	5-2
Penalties-yards	8-57	8-60
Field goals made-att	1-3	1-3
Time of possession	28:53	31:07

RUSHING											
OILERS	Att	Yds	Lg	TD	BILLS	Att	Yds	Lg	TD		
Highsmith	5	57	31	0	Thomas	7	75	40	1		
Rozier	13	44	8	0	Mueller	7	24	14	0		
Moon	5	11	5	0	Kelly	3	18	10	0		
Pinkett	3	13	10	0	Riddick	9	12	5	1		
					Reed	1	-1	-1	0		
					Harmon	1	7	7	0		
					Byrum	1	0	0	0		
TOTALS	26	125	31	0	TOTALS	29	135	40	2		

PASSING											
OILERS	Att	Comp	Yds	TD-I	BILLS	Att	Comp	Yds	TD-I		
Moon	33	17	240	0-1	Kelly	33	19	244	0-1		
TOTALS	33	17	240	0-1	TOTALS	33	19	244	0-1		

RECEIVING											
OILERS	Rec	Yds	Lg	TD	BILLS	Rec	Yds	Lg	TD		
Hill	4	62	21	0	Reed	6	91	53	0		
Highsmith	2	3	7	0	Metzelaars	1	7	7	0		
Jeffries	5	78	27	0	Burkett	3	55	26	0		
Givins	1	23	23	0	Johnson	3	31	18	0		
Duncan	1	9	9	0	Harmon	5	58	17	0		
Pinkett	2	21	15	0	Mueller	1	2	2	0		
Harris	2	44	29	0							
TOTALS	17	240	29	0	TOTALS	19	244	53	0		

INDIVIDUAL DEFENSE (press box stats)

OILERS – Leading Tackler: Brown 8-1-9. Grimsley 9-0-9.
Sacks: Channing 1. **Int.:** Eaton 1. **FR:** Highsmith 1, Pinkett 1.
BILLS – Leading Tackler: Talley 7-0-7. Still 5-2-7.
Sacks: Talley 1, Smith 1. **Int.:** Kelso 1. **FR:** Smith 1, Bennett 1.

PLAYOFF SUMMARIES

AFC WILD CARD PLAYOFF GAME – 1989 Pittsburgh 26, Houston 23 (OT) December 31, 1989 • Astrodome

Gary Anderson kicked a 50-yard field goal 3:26 into overtime to cap Pittsburgh's 26-23 comeback win over the Oilers and earn its first playoff victory since 1984. The Steelers, despite being outgained by Houston 380 to 289 total yards, led the game for more than three quarters. Rookie running back Tim Worley converted a fourth-and-one play into a nine-yard touchdown run and Anderson kicked field goals of 25, 30, and 48 yards for a 16-9 fourth-quarter lead. Warren Moon tied the score with an 18-yard touchdown pass to Ernest Givins and gave the Oilers their only lead, 23-16, when he found Givins on a nine-yard scoring pass with six minutes to play. Pittsburgh's Buddy Brister countered with an 82-yard, 11-play drive capped by Merrill Hoge's one-yard touchdown plunge with 46 seconds remaining. Anderson's extra point tied the score and sent the game into overtime. Rod Woodson recovered Lorenzo White's fumble on the Oilers' first play in overtime to set up Anderson's decisive field goal.

Pittsburgh7	3	3	10	3	26
Houston0	6	3	14	0	23

TEAM	SCORING PLAY	QTR-INTO
Steelers	Worley 9 yd. run (Anderson, kick)	1-12:07
Oilers	Zendejas 26 yd. field goal	2-5:53
Oilers	Zendejas 35 yd. field goal	2-8:50
Steelers	Anderson 25 yd. field goal	2-13:03
Oilers	Zendejas 26 yd. field goal	3-3:30
Steelers	Anderson 30 yd. field goal	3-11:55
Steelers	Anderson 48 yd. field goal	4-0:30
Oilers	Givins 18 yd. pass from Moon (Zendejas, kick)	4-5:46
Oilers	Givins 9 yd. pass from Moon (Zendejas, kick)	4-8:58
Steelers	Hoge 2 yd. run (Anderson, kick)	4-14:14
Steelers	Anderson 50 yd. field goal	5-3:26

Missed FG: Zendejas 55 Short
Attendance: 58,306

	Steelers	Oilers
First downs	17	22
3rd-down conversion-att	3-14-21%	8-18-44%
4th-down conversion-att	1-1-100%	0-0-0%
Total yards	289	380
Rushing yards	177	65
Passing yards	112	315
Passes-comp.-Int.	33-15-0	48-29-0
Punts-avg.	6-25.3	4-33.0
Punt return yards	2-20	1-0
Kickoff return yards	6-99	2-27
Fumbles-lost	1-1	3-2
Penalties-yards	5-40	8-45
Field goals made-att	4-4	3-4
Time of possession	27:42	35:44

RUSHING											
OILERS	Att	Yds	Lg	TD	STEELERS	Att	Yds	Lg	TD		
Highsmith	2	2	4	0	Hoge	17	100	49	1		
Rozier	5	12	3	0	Worley	11	54	12	1		
White	7	13	5	0	Brister	1	1	1	0		
Pinkett	8	26	6	0	Stone	1	22	22	0		
Moon	3	12	5	0							
TOTALS	25	65	6	0	TOTALS	30	177	49	2		

PASSING											
OILERS	Att	Comp	Yds	TD-I	STEELERS	Att	Comp	Yds	TD-I		
Moon	48	29	315	2-0	Brister	33	15	127	0-0		
TOTALS	48	29	315	2-0	TOTALS	33	15	127	0-0		

RECEIVING											
OILERS	Rec	Yds	Lg	TD	STEELERS	Rec	Yds	Lg	TD		
Givins	11	136	30	2	Mularkey	3	40	20	0		
Hill	6	98	32	0	Stock	1	7	7	0		
Rozier	1	5	5	0	Worley	4	23	10	0		
Jeffries	3	16	7	0	Hoge	3	26	17	0		
Pinkett	3	24	12	0	Lipps	3	24	10	0		
Duncan	2	15	9	0	Hill	1	7	7	0		
Highsmith	3	21	11	0							
TOTALS	29	315	32	2	TOTALS	15	127	20	0		

INDIVIDUAL DEFENSE (press box stats)

OILERS – Leading Tackler: Meads 6-4-10. **Sacks:** Fairs 1.0
Int.: None. **FF:** Brown 1. **FR:** McDowell 1, Moon 1
STEELERS – Leading Tackler: Woodson 6-2-8, Lake 4-4-8.
Sacks: None. **Int.:** None. **FF:** Woodson 1, Stone 1.
FR: Woodson1, Stock 1, Stone 1.

AFC WILD CARD PLAYOFF GAME – 1990 Cincinnati 41, Houston 14 January 6, 1991 • Riverfront Stadium

Boomer Esiason completed two touchdown passes and ran for a third in the Bengals' victory over the Oilers. Cincinnati built a 20-0 halftime lead as Ickey Woods ran one yard for a touchdown. Esiason flipped a two-yard scoring pass to Harold Green, and Jim Breach kicked two field goals (27 and 30 yards) in the first half. Cincinnati increased its lead to 34-0 in the third quarter when Eric Ball ran three yards for a touchdown and Esiason scored on a 10-yard keeper following James Francis's fumble recovery at Houston's 10-yard line. The Oilers scored on two touchdown passes from Cody Carlson to Ernest Givins (16 and 5 yards). Cincinnati held a 39:45 to 20:15 time-of-possession advantage.

Cincinnati10	10	14	7	41
Houston0	0	7	7	14

TEAM	SCORING PLAY	QTR-INTO
Bengals	Woods 1 yd. run (Breach, kick)	1-6:24
Bengals	Breach 27 yd. field goal	1-13:50
Bengals	Green 2 yd. pass from Esiason (Breach, kick)	2-5:42
Bengals	Breach 30 yd. field goal	2-14:17
Bengals	Ball 3 yd. run (Breach, kick)	3-3:26
Bengals	Esiason 10 yd. run (Breach, kick)	3-3:51
Oilers	Givins 16 yd. pass from Carlson (Garcia, kick)	3-9:45
Bengals	Kattus 9 yd. pass from Esiason (Breach, kick)	4-0:51
Oilers	Givins 5 yd. pass from Carlson (Garcia, kick)	4-8:01

Missed FG: None
Attendance: 60,012

	Bengals	Oilers
First downs	24	13
3rd-down conversion-att	4-13-30%	2-9-22%
4th-down conversion-att	2-2-100%	0-0-0%
Total yards	349	226
Rushing yards	187	67
Passing yards	162	165
Passes-comp.-Int.	25-15-1	33-16-1
Punts-avg.	3-45.0	6-42.6
Punt return yards	3-42	1-19
Kickoff return yards	3-58	6-114
Fumbles-lost	1-0	2-1
Penalties-yards	4-40	5-33
Field goals made-att	2-2	0-0
Time of possession	39:45	20:15

RUSHING											
OILERS	Att	Yds	Lg	TD	BENGALS	Att	Yds	Lg	TD		
White	4	2	5	0	Woods	6	11	4	1		
Carlson	4	22	12	0	Brooks	6	17	14	0		
Pinkett	5	43	16	0	Esiason	5	57	14	1		
					Ball	7	33	14	1		
					Green	11	55	12	0		
					Jennings	6	16	10	0		
					Wilhelm	3	-2	0	0		
TOTALS	13	67	16	0	TOTALS	44	187	14	3		

PASSING											
OILERS	Att	Comp	Yds	TD-I	BENGALS	Att	Comp	Yds	TD-I		
Carlson	33	16	165	2-1	Esiason	20	14	150	2-0		
					Wilhelm	5	1	12	0-0		
TOTALS	33	16	165	2-1	TOTALS	25	15	162	2-0		

RECEIVING											
OILERS	Rec	Yds	Lg	TD	BENGALS	Rec	Yds	Lg	TD		
White	1	5	5	0	Jennings	2	15	12	0		
Hill	1	5	5	0	Holman	2	51	46	0		
Jeffries	2	33	23	0	Woods	2	13	9	0		
Duncan	1	15	15	0	McGee	2	23	19	0		
Harris	4	37	17	0	Hoge	2	15	13	1		
Givins	6	60	16	2	Brown	2	14	9	0		
Pinkett	1	10	10	0	Kattus	2	19	10	1		
					Barber	1	12	12	0		
TOTALS	16	165	23	2	TOTALS	12	152	46	2		

INDIVIDUAL DEFENSE (press box stats)

OILERS – Leading Tackler: Kinard 8-4-12. **Sacks:** None.
Int.: None. **FF:** None. **FR:** None.
BENGALS – Leading Tackler: Thomas 6-1-7.
Sacks: None. **Int.:** Fulcher 1. **FF:** None. **FR:** Francis 1, Jennings 1.

AFC WILD CARD PLAYOFF GAME – 1991 Houston 17, N.Y. Jets 10 December 29, 1991 • Astrodome

Warren Moon threw a pair of touchdown passes to Ernest Givins and the Oilers' defense stopped the Jets inside Houston's 5-yard line twice in the second half to preserve the victory. The Oilers led 14-10 entering the third quarter, when the Jets took the second-half kickoff and consumed more than eight minutes while driving to the Houston 8-yard line. On third down, Ken O'Brien's pass was intercepted by safety Bubba McDowell at the 2. After Al Del Greco's 53-yard field goal put the Oilers ahead 17-10 early in the fourth quarter, New York drove to the Houston 3. But on third down, Al Smith stopped Brad Baxter for no gain. The Jets had one more chance after recovering Moon's fumble at the Oilers' 26 with 4:59 left in the game, but New York could not convert a first down. For Houston, Moon completed 28 of 40 passes for 271 yards, and Drew Hill had nine catches for 77 yards.

New York0	10	0	0	10
Houston7	7	0	3	17

TEAM	SCORING PLAY	QTR-INTO
Oilers	E. Givins 5 yd. pass from Moon (Del Greco, kick)	1-9:16
Jets	A. Toon 10 yd. pass from O'Brien (Allegre, kick)	2-2:44
Oilers	E. Givins 20 yd. pass from Moon (Del Greco, kick)	2-11:04
Jets	Allegre 33 yd. field goal	2-14:56
Oilers	Del Greco 53 yd. field goal	4-1:31

Missed FG: Greco 46WR
Attendance: 61,485

	Jets	Oilers
First downs	18	21
3rd-down conversion-att	6-12-50%	8-14-57%
4th-down conversion-att	0-2-0%	0-0-0%
Total yards	285	303
Rushing yards	71	71
Passing yards	214	232
Passes-comp.-Int.	31-21-3	40-28-1
Punts-avg.	2-36	2-44.5
Punt return yards	0-0	0-0
Kickoff return yards	3-54	1-0
Fumbles-lost	0-0	3-1
Penalties-yards	5-45	8-55
Field goals made-att	1-1	1-2
Time of possession	26:20	33:40

RUSHING											
OILERS	Att	Yds	Lg	TD	JETS	Att	Yds	Lg	TD		
L. White	17	65	12	0	J. Hector	11	43	8	0		
W. Moon	3	6	7	0	B. Baxter	5	14	5	0		
					K. O'Brien	2	10	8	0		
					F. McNeil	5	4	5	0		
TOTALS	20	71	12	0	TOTALS	23	71	8	0		

PASSING											
OILERS	Att	Comp	Yds	TD-I	JETS	Att	Comp	Yds	TD-I		
W. Moon	40	28	271	2-1	K. O'Brien	31	21	221	1-3		
TOTALS	40	28	271	2-1	TOTALS	31	21	221	1-3		

RECEIVING											
OILERS	Rec	Yds	Lg	TD	JETS	Rec	Yds	Lg	TD		
E. Givins	6	83	35	2	A. Toon	8	96	22	1		
D. Hill	9	77	20	0	R. Moore	4	70	31	0		
H. Jeffries	4	49	24	0	F. McNeil	4	23	10	0		
L. White	4	31	17	0	M. Boyer	3	20	11	0		
C. Duncan	4	24	8	0	T. Mathis	2	12	6	0		
L. Harris	1	7	7	0							
TOTALS	28	271	35	2	TOTALS	21	221	31	1		

INDIVIDUAL DEFENSE (press box stats)
OILERS – Leading Tackler: Lathon 4-7-11.
Sacks: Williams 1. **Int.:** McDowell 2, Orlando 1. **FF:** None. **FR:** Moon 2.
JETS – Leading Tackler: Clifton 5-6-11, Stargell 8-3-11.
Sacks: Lewis 2.0, Lageman 1.0, Young 1.0. **Int.:** McMillan 1.
FF: Young 1, Lageman 1. **FR:** Stargell 1.

AFC DIVISIONAL PLAYOFF GAME – 1991 Denver 26, Houston 24 January 4, 1992 • Mile High Stadium

David Treadwell's 28-yard field goal with 16 seconds remaining capped a dramatic 87-yard drive in the closing moments to lift the Broncos over the Oilers. Treadwell's winning kick came shortly after John Elway's 44-yard completion to Vance Johnson on fourth-and-10 from the Denver 35-yard line. Earlier on the drive, Elway scrambled seven yards for a first down on fourth-and-6 from the 28. And it was Elway's 22-yard completion to Michael Young that got the Broncos out of a hole at their own 2-yard line. Denver started the winning drive there with no time outs left after Houston's Greg Montgomery dropped his punt out of bounds with 2:07 left in the game. Warren Moon passed for three touchdowns as Houston built first half leads of 14-0 and 21-6. But the Broncos defense stiffened, allowing only a field goal in the second half.

Denver6	7	3	10	26
Houston14	7	0	3	24

TEAM	SCORING PLAY	QTR-INTO
Oilers	H. Jeffries 15 yd. pass from Moon (Del Greco, kick)	1-1:46
Oilers	D. Hill 9 yd. pass from Moon (Del Greco, kick)	1-9:44
Broncos	V. Johnson 10 yd. pass from Elway (kick, no good)	1-13:43
Oilers	C. Duncan 6 yd. pass from Moon (Del Greco, kick)	2-4:05
Broncos	G. Lewis 1 yd. run (Treadwell, kick)	2-14:21
Broncos	D. Treadwell 49 yd. field goal	3-13:02
Oilers	A. Del Greco 25 yd. field goal	4-1:35
Broncos	G. Lewis 1 yd. run (Treadwell, kick)	4-8:07
Broncos	D. Treadwell 28 yd. field goal	4-14:44

Missed FG: Del Greco 33WR
Attendance: 75,301

	Broncos	Oilers
First downs	26	23
3rd-down conversion-att	5-11-45%	5-8-63%
4th-down conversion-att	3-3-100%	0-0-0%
Total yards	418	422
Rushing yards	151	97
Passing yards	267	325
Passes-comp.-Int.	34-20-1	36-27-1
Punts-avg.	2-40.5	1-44
Punt return yards	0-0	0-0
Kickoff return yards	4-88	6-82
Fumbles-lost	3-0	0-0
Penalties-yards	6-70	13-85
Field goals made-att	2-2	1-2
Time of possession	29:34	30:26

RUSHING											
OILERS	Att	Yds	Lg	TD	BRONCOS	Att	Yds	Lg	TD		
L. White	17	79	10	0	G. Green	17	59	14	0		
W. Moon	2	18	15	0	J. Elway	6	39	15	0		
					R. Rivers	1	3	3	0		
					G. Lewis	3	2	1	2		
					S. Sewell	4	48	19	0		
TOTALS	19	97	15	0	TOTALS	31	151	19	2		

PASSING											
OILERS	Att	Comp	Yds	TD-I	BRONCOS	Att	Comp	Yds	TD-I		
W. Moon	36	27	325	3-1	J. Elway	33	19	257	1-1		
					S. Sewell	1	1	10	0-0		
TOTALS	36	27	325	3-1	TOTALS	34	20	267	1-1		

RECEIVING											
OILERS	Rec	Yds	Lg	TD	BRONCOS	Rec	Yds	Lg	TD		
H. Jeffries	7	99	49	1	C. Kay	1	8	8	0		
L. White	5	35	10	0	V. Johnson	5	78	44	1		
E. Givins	6	111	29	0	D. Russell	1	20	20	0		
D. Hill	2	21	12	0	S. Sharpe	3	20	7	0		
C. Duncan	6	40	11	0	M. Young	4	85	32	0		
T. Jones	1	19	19	0	R. Nattiel	2	27	23	0		
					S. Sewell	3	28	16	0		
					G. Green	1	1	1	0		
TOTALS	27	325	49	3	TOTALS	20	267	44	1		

INDIVIDUAL DEFENSE (press box stats)
OILERS – Leading Tackler: A. Smith 6-1-7, L. Lathon 6-1-7.
Sacks: None. **Int.:** R. Johnson 1. **FF:** B. Orlando 1, A. Smith 1.
FR: None.
BRONCOS – Leading Tackler: C. Dimry 9-0-9, M. Brooks 7-2-9.
Sacks: None. **Int.:** S. Atwater 1. **FF:** None. **FR:** J. Davidson 1.

PLAYOFF SUMMARIES

AFC WILD CARD PLAYOFF GAME – 1992 Buffalo 41, Houston 38 (OT) January 3, 1993 • Rich Stadium

Warren Moon threw for 220 yards and four touchdowns in the first half as Houston jumped out to a 28-3 lead. Early in the third quarter, Oilers defensive back Bubba McDowell intercepted Frank Reich's first pass of the second half and returned it 58 yards for a touchdown as the Oilers took a commanding 32-point lead, 35-3. Then, Buffalo started the comeback, advancing 50 yards to score on Davis' 1-yard touchdown run to cut the deficit to 35-10. After a recovered outside kick by the Bills which led to a touchdown, and a 26-yard touchdown pass to wide receiver Andre Reed, the lead was trimmed to 35-24. On the Oilers' ensuing possession, Bills safety Henry Jones intercepted a pass from Moon which led to another touchdown pass from Reich to Reed. Kicker Al Del Greco attempted a field goal to increase the Oilers' lead, but the snap was fumbled. The Bills then scored on a 17-yard touchdown pass, taking the lead 38-35 with three minutes remaining in the game. A last minute drive ending in a 26-yard field goal from Del Greco would send the game into overtime. Early in overtime, Bills defensive back Nate Odomes intercepted a pass from Moon, setting up Steve Christie's 32-yard game-winning field goal.

Buffalo3	0	28	7	3	41
Houston7	21	7	3	0	38

TEAM	SCORING PLAY	QTR-LEFT
Oilers	H. Jeffries 3 pass from W. Moon (A. Del Greco kick)	1-5:51
Bills	S. Christie 36 field goal	1-1:24
Oilers	W. Slaughter 7 pass from W. Moon (A. Del Greco kick)	2-8:59
Oilers	C. Duncan 26 pass from W. Moon (A. Del Greco kick)	2-4:09
Oilers	H. Jeffries 27 pass from W. Moon (A. Del Greco kick)	2-0:14
Oilers	B. McDowell 58 INT return (A. Del Greco kick)	3-13:19
Bills	K. Davis 1 run (D. Christie, kick)	3-8:52
Bills	D. Beebe 38 pass from F. Reich (D. Christie, kick)	3-7:56
Bills	A. Reed 26 pass from F. Reich (D. Christie, kick)	3-4:21
Bills	A. Reed 18 pass from F. Reich (D. Christie, kick)	3-2:00
Bills	A. Reed 17 pass from F. Reich (D. Christie, kick)	4-3:08
Oilers	A. Del Greco 26 field goal	4-0:12
Bills	D. Christie 32 field goal	5-11:54

Missed FG: None
Attendance: 75,141

	Bills	Oilers
First downs	19	27
3rd-down conversion-att	8-15-53%	6-14-43%
4th-down conversion-att	2-3-67%	2-3-67%
Total yards	366	429
Rushing yards	98	82
Passing yards	268	347
Passes-comp.-Int.	34-21-1	50-36-2
Punts-avg.	2-35	2-24.5
Punt return yards	0-0	1-7
Kickoff return yards	5-55	4-27
Fumbles-lost	0-0	2-0
Penalties-yards	4-30	4-30
Field goals made-att	2-2	1-1
Time of possession	25:27	37:39

RUSHING									
OILERS	Att	Yds	Lg	TD	BILLS	Att	Yds	Lg	TD
W. Moon	2	7	5	0	T. Thomas	11	26	6	0
L. White	19	75	14	0	K. Davis	13	68	35	1
Montgomery	1	0	0	0	C. Gardner	1	5	5	0
					F. Reich	1	-1	-1	0
TOTALS	22	82	14	0	TOTALS	26	98	35	1

PASSING									
OILERS	Att	Comp	Yds	TD-I	BILLS	Att	Comp	Yds	TD-I
W. Moon	50	36	371	4-2	F. Reich	34	21	289	4-1
TOTALS	50	36	371	4-2	TOTALS	34	21	289	4-1

RECEIVING									
OILERS	Rec	Yds	Lg	TD	BILLS	Rec	Yds	Lg	TD
C. Duncan	8	57	26	1	P. Melzealaars	3	43	2	0
W. Slaughter	8	73	18	1	A. Reed	8	136	27	3
H. Jeffries	8	98	32	2	T. Thomas	2	-3	1	0
E. Givins	9	117	27	0	D. Beebe	4	64	38	1
L. Harris	2	15	9	0	J. Lofton	2	24	18	0
L. White	1	11	11	0	K. Davis	2	25	19	0
TOTALS	36	371	32	4	TOTALS	21	289	38	4

INDIVIDUAL DEFENSE (press box stats)

OILERS – Leading Tackler: A. Smith 4-3-7. **Sacks:** W. Fuller 2.0, S. Jones 1.0. **Int.:** B. McDowell 1. **FF:** None. **FR:** None.
BILLS – Leading Tackler: P. Hansen 10-0-10. **Sacks:** J. Wright 2.0, P. Hansen 1.0, D. Talley 1.0. **Int.:** H. Jones 1, N. Odomes 1. **FF:** D. Talley 1. **FR:** None.

AFC DIVISIONAL PLAYOFF GAME – 1993 Kansas City 28, Houston 20 January 16, 1994 • Astrodome

Joe Montana threw three second-half touchdown passes, including two just 54 seconds apart in the fourth quarter, to rally the Chiefs past the Oilers. Houston, which entered the game with an 11-game winning streak, jumped out to a 10-0 lead in the opening quarter and still led 13-7 after Al Del Greco's 43-yard field goal with 9:37 remaining in the fourth quarter. But Kansas City marched 71 yards in only 59 seconds, the key play a 38-yard pass interference penalty against Oilers cornerback Cris Dishman, to take the lead for the first time on Montana's 11-yard touchdown pass to J.J. Birden. On the next play from scrimmage, Chiefs linebacker Derrick Thomas sacked Warren Moon, forcing a fumble that defensive tackle Dan Saleaumua recovered at the Oilers' 12-yard line. On third down, Montana's 18-yard touchdown pass to Willie Davis put Kansas City ahead 21-13 with 7:44 left. Houston drove 80 yards to a touchdown to pull within one point with 3:45 to go, but Marcus Allen's 21-yard touchdown run at the 1:55 mark sealed the Oilers' fate.

Kansas City0	0	7	21	28
Houston10	0	0	10	20

TEAM	SCORING PLAY	QTR-LEFT
Oilers	A. Del Greco 49 field goal	1-11:10
Oilers	C. Brown 2 run (A. Del Greco kick)	1-1:59
Chiefs	K. Cash 7 pass from J. Montana (N. Lowery kick)	3-10:19
Oilers	A. Del Greco 43 field goal	4-9:37
Chiefs	J. Birden 11 pass from J. Montana (N. Lowery kick)	4-8:38
Chiefs	W. Davis 18 pass from J. Montana (N. Lowery kick)	4-7:44
Oilers	E. Givins 7 pass from W. Moon (A. Del Greco kick)	4-3:35
Chiefs	M. Allen 21 run (N. Lowery kick)	4-1:55

Missed FG: None
Attendance: 64,011

	Chiefs	Oilers
First downs	18	19
3rd-down conversion-att	6-12-50%	7-15-47%
4th-down conversion-att	0-1-0%	0-1-0%
Total yards	354	277
Rushing yards	71	39
Passing yards	283-22	43-32-1
Passes-comp.-Int.	38-22-2	5-48-6
Punts-avg.	3-45	2-38
Punt return yards	4-44	1-12
Kickoff return yards	2-38	3-50
Fumbles-lost	0-0	7-2
Penalties-yards	7-51	3-63
Field goals made-att	0-0	2-2
Time of possession	24:18	35:42

RUSHING									
OILERS	Att	Yds	Lg	TD	CHIEFS	Att	Yds	Lg	TD
W. Moon	3	22	17	0	M. Allen	14	74	21	1
G. Brown	11	17	5	1	D. Krieg	2	-2	-1	0
					K. Anders	1	0	0	0
					K. Montana	1	-1	-1	0
TOTALS	14	39	17	1	TOTALS	18	71	21	1

PASSING									
OILERS	Att	Comp	Yds	TD-I	CHIEFS	Att	Comp	Yds	TD-I
W. Moon	43	32	306	1-1	J. Montana	38	22	299	3-2
TOTALS	43	32	306	1-1	TOTALS	38	22	299	3-2

RECEIVING									
OILERS	Rec	Yds	Lg	TD	CHIEFS	Rec	Yds	Lg	TD
H. Jeffries	9	88	28	0	J. Birden	6	60	14	1
E. Givins	7	63	15	1	W. Davis	5	96	36	1
G. Wellman	6	80	30	0	K. Cash	4	80	41	1
C. Duncan	6	49	14	0	T. Barnett	2	24	14	0
G. Brown	4	26	12	0	M. McNair	2	9	9	0
					T. Allen	1	12	12	0
					J. Hayes	1	9	9	0
					F. Jones	1	9	9	0
TOTALS	32	306	30	1	TOTALS	22	299	41	3

INDIVIDUAL DEFENSE (press box stats)

OILERS – Leading Tackler: B. Orlando 8-2-10. **Sacks:** W. Fuller 1.0, L. Lathon 1.0. **Int.:** S. Jackson 1, T. Hoage 1. **FF:** None. **FR:** None.

CHIEFS – Leading Tackler: A. Lewis 8-0-8, M. Bayless 6-2-8, C. Mincy 6-2-8. **Sacks:** A. Lewis 2.0, D. Thomas 2.0, B. Thompson 2.0, N. Smith 1.0, J. Phillips 1.0. **Int.:** C. Mincy 1. **FF:** None. **FR:** Saleaumua 1.

AFC WILD CARD PLAYOFF GAME – 1999
Tennessee 22, Buffalo 16
January 8, 2000 • Adelphia Coliseum

One of the most memorable finishes in NFL playoff history gave the Titans the franchise's first playoff win since 1991, a 22-16 stunner over the visiting Buffalo Bills. After Steve Christie kicked a 41-yard field goal to give Buffalo a 16-15 lead with 16 seconds remaining, Kevin Dyson returned a Frank Wycheck lateral on the ensuing kickoff 75 yards for a touchdown with three seconds left in the game. The play, quickly dubbed as the "Music City Miracle," gave Tennessee a 22-16 lead that turned into a victory after Buffalo's last-ditch hopes for a matching return touchdown were thwarted. Eddie George paced Tennessee's offense with a 29-carry, 106-yard performance. The victory, in front of a franchise-record crowd at Adelphia Coliseum, allowed the franchise to advance to the AFC Divisional Playoffs for the first time since 1993. The Titans took a 12-0 lead into intermission, but the Bills stormed back behind two touchdowns from Antowain Smith that gave Buffalo a 13-12 lead with 11:08 remaining. Al Del Greco's 36-yard field goal gave the Titans a 15-13 lead with 1:48 remaining, setting up the game's final dramatic moments.

Buffalo0	0	7	9	16
Tennessee0	12	0	10	22

TEAM	SCORING PLAY	QTR-LEFT
Titans	R. Johnson sacked by J. Kearse for safety	2-11:19
Titans	S. McNair 1 run (A. Del Greco, kick)	2-7:55
Titans	A. Del Greco 40 field goal	2-0:00
Bills	A. Smith 4 run (S. Christie, kick)	3-12:28
Bills	A. Smith 1 run (Two-pt. attempt failed)	4-11:08
Titans	A. Del Greco 36 field goal	4-1:48
Bills	S. Christie 41 field goal	4-0:16
Titans	K. Dyson 75 kickoff return (A. Del Greco, kick)	4-0:03

Missed FG: A. Del Greco 43WLB
Attendance: 66,782

	Bills	Titans
First downs	13	16
3rd-down conversion-att	5-13-38%	4-16-25%
4th-down conversion-att	0-0-0%	0-0-0%
Total Yards	219	194
Rushing yards	123	139
Passing yards	96	55
Passes-comp.-Int.	22-10-0	24-13-0
Punts-avg.	8-38.5	7-41
Punt return yards	3-10	6-32
Kickoff return yards	4-73	5-192
Fumbles-lost	2-2	2-1
Penalties-yards	10-59	2-12
Field goals made-att	1-2	2-2
Time of possession	24:54	35:06

RUSHING									
TITANS	Att	Yds	Lg	TD	BILLS	Att	Yds	Lg	TD
E. George	29	106	9	0	A. Smith	14	79	44	2
S. McNair	6	19	10	1	J. Linton	5	25	12	0
R. Thomas	4	14	13	0	T. Thomas	5	10	9	0
					R. Johnson	3	9	4	0
TOTALS	39	139	13	1	TOTALS	27	123	44	2

PASSING									
TITANS	Att	Comp	Yds	TD	BILLS	Att	Comp	Yds	TD
S. McNair	24	13	76	0-1	R. Johnson	22	10	131	0-0
TOTALS	24	13	76	0-1	TOTALS	22	10	131	0-0

RECEIVING									
TITANS	Rec	Yds	Lg	TD	BILLS	Rec	Yds	Lg	TD
F. Wycheck	4	29	14	0	P. Price	5	62	15	0
J. Harris	4	20	10	0	E. Moulds	3	62	37	0
E. George	2	4	3	0	S. Gash	1	6	6	0
C. Sanders	1	11	11	0	B. Collins	1	1	1	0
Y. Thigpen	1	8	8	0					
K. Dyson	1	4	4	0					
TOTALS	13	76	14	0	TOTALS	10	131	37	0

INDIVIDUAL DEFENSE (press box stats)
TITANS – Leading Tackler: B. Bishop 6-1-7.
Sacks: J. Kearse 2.0, J. Fisk 1.0, S. Rolle 1.0, J. Evans 1.0, K. Holmes 1.0. **Int.:** None. **FF:** J. Kearse 1. **FR:** B. Wortham 1.
BILLS – Leading Tackler: J. Holecsek 10-3-13. **Sacks:** B. Smith 2.5, P. Hansen 0.5. **Int.:** A. Winfield 1. **FF:** K. Schulz 1. **FR:** P. Hansen 1.

AFC DIVISIONAL PLAYOFF GAME – 1999
Tennessee 19, Indianapolis 16
January 16, 2000 • RCA Dome

Eddie George ran for a franchise playoff-record 162 yards and a touchdown as the Tennessee Titans advanced to their first AFC Championship Game since 1979 with a 19-16 victory over the Indianapolis Colts at the RCA Dome. George's 68-yard touchdown run on the first drive of the third quarter gave the Titans the lead for good, and Tennessee's defense held rookie standout Edgerrin James to only 56 yards rushing on 20 carries. Al Del Greco set franchise post-season records for field goals in a game and a career, kicking two of his four field goals in each half to give him 11 for his career. Indiana native Blaine Bishop led the inspired Tennessee defense with 11 tackles and two passes defensed, and the defensive unit as a whole held Peyton Manning in check, with the second-year signal caller completing only 19 of 43 passes for 227 yards in the loss. The Colts pulled within three points with 1:51 remaining on Manning's 15-yard TD run, but Yancey Thigpen sealed Tennessee's victory by recovering Danny Knight's ensuing onside kick.

Indianapolis	...3	6	0	7	16
Tennessee	...0	6	7	6	19

TEAM	SCORING PLAY	QTR-LEFT
Colts	M. Vanderjagt 40 field goal	1-7:13
Titans	A. Del Greco 49 field goal	2-14:56
Colts	M. Vanderjagt 40 field goal	2-5:38
Titans	A. DeIGreco 37 field goal	2-3:15
Colts	M. Vanderjagt 34 field goal	2-0:01
Titans	E. George 68 run (A. Del Greco, kick)	3-13:19
Titans	A. Del Greco 25 field goal	4-12:57
Titans	A. Del Greco 43 field goal	4-4:19
Colts	P. Manning 15 run (M. Vanderjagt, kick)	4-1:51

Missed FG: None
Attendance: 57,097

	Colts	Titans
First downs	19	13
3rd-down conversion-att	5-15-33%	3-14-21%
4th-down conversion-att	0-1-0%	0-0-0%
Total yards	305	309
Rushing yards	78	197
Passing yards	227	112
Passes-comp.-Int.	43-19-0	24-13-0
Punts-avg.	7-48.6	5-52
Punt return yards	2-24	3-49
Kickoff return yards	6-87	2-47
Fumbles-lost	1-0	1-1
Penalties-yards	7-60	9-78
Field goals made-att	3-3	4-4
Time of possession	28:55	31:05

RUSHING									
TITANS	Att	Yds	Lg	TD	COLTS	Att	Yds	Lg	TD
E. George	26	162	68	1	E. James	20	56	14	0
S. McNair	7	35	29	0	P. Manning	2	22	15	1
TOTALS	33	197	68	1	TOTALS	22	78	15	1

PASSING									
TITANS	Att	Comp	Yds	TD	COLTS	Att	Comp	Yds	TD
S. McNair	24	13	112	0-0	P. Manning	43	19	227	0-0
TOTALS	24	13	112	0-0	TOTALS	43	19	227	0-0

RECEIVING									
TITANS	Rec	Yds	Lg	TD	COLTS	Rec	Yds	Lg	TD
Y. Thigpen	3	19	7	0	M. Harrison	5	65	25	0
F. Wycheck	3	16	6	0	J. Pathon	5	44	13	0
E. George	3	14	6	0	T. Wilkins	4	55	23	0
C. Sanders	2	28	26	0	K. Dilger	2	12	7	0
K. Dyson	2	25	15	0	E.G. Green	1	33	33	0
					M. Pollard	1	10	10	0
					E. James	1	8	8	0
TOTALS	13	112	26	0	TOTALS	19	227	33	0

INDIVIDUAL DEFENSE (press box stats)
TITANS – Leading Tackler: B. Bishop 6-1-7. **Sacks:** None. **Int.:** None. **FF:** D. Sidney 1. **FR:** None.
COLTS – Leading Tackler: M. Barber 9-1-10. **Sacks:** None. **Int.:** None. **FF:** None. **FR:** M. Thomas 1.

PLAYOFF SUMMARIES

AFC CHAMPIONSHIP GAME – 1999 Tennessee 33, Jacksonville 14 January 23, 2000 • Alltel Stadium

The Titans advanced to the Super Bowl for the first time in franchise history by defeating the Jacksonville Jaguars for the third time in the same season, 33-14, at Alltel Stadium. Steve McNair ran for 91 yards and two second-half touchdowns, combining with Eddie George for 177 yards rushing on the afternoon. The Titans' defense turned in a dominant performance, forcing six Jacksonville turnovers, including two fumbles and two interceptions from Mark Brunell. Jacksonville led 14-7 on a 33-yard TD run by James Stewart. But the Titans then scored 26 unanswered points, including an Al Del Greco 34-yard field goal that cut the Jaguar lead to 14-10 at halftime. McNair scored on a 1-yard run with 9:24 remaining in the third quarter, and after Mark Brunell was dropped for a safety, Derrick Mason ran the ensuing free kick 80 yards for a touchdown. McNair scored his second touchdown of the game with seven minutes remaining, sealing the 33-14 outcome. The win gave the Titans their first AFC Championship since the AFL-NFL merger, and advanced them to Super Bowl XXXIV against St. Louis.

Jacksonville	...	7	0	0	14
Tennessee	...	7	3	16	33

TEAM	SCORING PLAY	QTR	LEFT
Jaguars	K. Brady 7 pass from M. Brunell (M. Hollis, kick)	1-11	20
Titans	Y. Thigpen 9 pass from S. McNair (Del Greco kick)	1-5	30
Jaguars	J. Stewart 33 run (M. Hollis, kick)	2-4	36
Titans	A. Del Greco 34 field goal	2-0	20
Titans	S. McNair 1 run (Del Greco, kick)	3-9	24
Titans	M. Brunell sacked by J. Evans & J. Fisk for safety	3-5	13
Titans	D. Mason 80 kickoff return (Del Greco, kick)	3-4	56
Titans	S. McNair 1 run (Del Greco, kick)	4-6	59

Missed FG: None
Attendance: 75,206

	Jaguars	Titans
First downs	20	17
3rd-down conversion-att	3-10-30%	3-10-30%
4th-down conversion-att	0-2-0%	0-0-0%
Total yards	360	289
Rushing yards	144	177
Passing yards	216	112
Passes-comp.-Int.	38-19-2	23-14-1
Punts-avg.	3-45.3	5-39.8
Punt return yards	3-2	2-14
Kickoff return yards	6-80	4-174
Fumbles-lost	5-4	5-3
Penalties-yards	9-100	5-39
Field goals made-att	0-0	1-1
Time of possession	28:24	31:36

RUSHING											
TITANS	Att	Yds	Lg	TD	JAGUARS	Att	Yds	Lg	TD		
S. McNair	9	91	51	2	F. Taylor	19	110	31	0		
E. George	25	86	20	0	J. Stewart	3	35	33	1		
					M. Brunell	1	-1	-1	0		
TOTALS	34	177	51	2	TOTALS	23	144	33	1		

PASSING											
TITANS	Att	Comp	Yds	TD	JAGUARS	Att	Comp	Yds	TD		
S. McNair	23	14	112	1-1	M. Brunell	38	19	226	1-2		
TOTALS	23	14	112	1-1	TOTALS	38	19	226	1-2		

RECEIVING											
TITANS	Rec	Yds	Lg	TD	JAGUARS	Rec	Yds	Lg	TD		
J. Harris	3	33	15	0	K. McCardell	6	67	18	0		
E. George	3	19	15	0	J. Smith	5	92	37	0		
I. Byrd	2	19	11	0	K. Brady	5	44	17	1		
Y. Thigpen	2	16	9	1	F. Taylor	2	16	9	0		
F. Wycheck	2	12	8	0	D. Jones	1	7	7	0		
K. Dyson	1	12	1	0							
L. Neal	1	1	1	0							
TOTALS	14	112	15	1	TOTALS	19	226	37	1		

INDIVIDUAL DEFENSE (press box stats)

TITANS – Leading Tackler: E. Robinson 6-1-7.
Sacks: B. Bishop 1.0, K. Holmes 1.0, J. Evans 0.5, J. Fisk 0.5.
Int.: M. Robertson 1, D. Mitchell 1, FF: E. Robinson 2, B. Bishop 1, K. Holmes 1. **FR:** D. Walker 1, J. Kearse 1, J. Fisk 1.

JAGUARS – Leading Tackler: K. Hardy 6-4-10.

Sacks: T. Brackens 1.0. **Int.:** F. Bryant 1. **FF:** T. Brackens 1, L. Marts 1, K. Hardy 1. **FR:** L. Marts 1, T. Brackens 1.

SUPER BOWL XXXIV – 1999 St. Louis 23, Tennessee 16 January 30, 2000 • Georgia Dome

The Titans' magical season ended at the Georgia Dome, as receiver Kevin Dyson was stopped just short of the goal line on the game's last play by Rams linebacker Mike Jones in a 23-16 St. Louis victory. The play ended an inspired two-minute drive led by Steve McNair, who broke Super Bowl records for rushing yards by a quarterback in both one game and one play for the Titans. The Rams held a 9-0 lead at halftime, extending their lead to 16-0 on a nine yard TD reception by Torry Holt with 7:20 left in the third quarter. The Titans charged back on two touchdown runs by Eddie George, and tied the score at 16 on a 43-yard Al Del Greco field goal with 2:12 remaining. On the first play of the ensuing drive, Isaac Bruce broke free and scored on a 73-yard touchdown pass from Kurt Warner, giving the Rams a seven-point advantage. McNair then led a 12-play, 87-yard drive that culminated in the completion to Dyson. McNair's prolific day included 64 yards rushing. George, meanwhile, rushed for 95 yards to become the Titans' career playoff rushing leader.

St. Louis	3	6	7	7	23
Tennessee	0	0	6	10	16

TEAM	SCORING PLAY	QTR	LEFT
Rams	J. Wilkins 27 yd. field goal	1-3	00
Rams	J. Wilkins 29 yd. field goal	2-4	16
Rams	J. Wilkins 28 yd. field goal	2-0	15
Rams	T. Holt 9 yd. pass from K. Warner (J. Wilkins, kick)	3-7	20
Titans	E. George 1 yd. run (two-pt attempt failed)	3-0	14
Titans	E. George 2 yd. run (Del Greco, kick)	4-7	21
Titans	Del Greco 43 yd. field goal	4-2	12
Rams	I. Bruce 73 yd. pass from K. Warner (J. Wilkins, kick)	4-1	54

Missed FG: J. Wilkins 34WR, A. Del Greco 47WL, 47B
Attendance: 72,625

	Rams	Titans
First downs	23	27
3rd-down conversion-att	5-12-42%	6-13-46%
4th-down conversion-att	0-1-0%	1-1-100%
Total yards	436	367
Rushing yards	29	159
Passing yards	407	208
Passes-comp.-Int.	45-24-0	36-22-0
Punts-avg.	2-38.2	3-43
Punt return yards	2-8	1-1
Kickoff return yards	4-55	5-122
Fumbles-lost	2-0	1-0
Penalties-yards	8-60	7-45
Field goals made-att	3-4	1-3
Time of possession	23:34	36:26

RUSHING											
TITANS	Att	Yds	Lg	TD	RAMS	Att	Yds	Lg	TD		
E. George	28	95	13	2	M. Faulk	10	17	4	0		
S. McNair	8	64	23	0	R. Holcombe	1	11	11	0		
					K. Warner	1	1	1	0		
					M. Horan	1	0	0	0		
TOTALS	36	159	23	2	TOTALS	13	29	11	0		

PASSING											
TITANS	Att	Comp	Yds	TD	RAMS	Att	Comp	Yds	TD		
S. McNair	36	22	214	0-0	K. Warner	45	24	414	2-0		
TOTALS	36	22	214	0-0	TOTALS	45	24	414	2-0		

RECEIVING											
TITANS	Rec	Yds	Lg	TD	RAMS	Rec	Yds	Lg	TD		
J. Harris	7	64	21	0	T. Holt	7	109	32	1		
F. Wycheck	5	35	13	0	I. Bruce	6	162	73	1		
K. Dyson	4	41	16	0	M. Faulk	5	90	52	0		
E. George	2	35	32	0	A. Hakim	1	17	17	0		
I. Byrd	2	21	21	0	E. Conwell	1	16	16	0		
D. Mason	2	18	9	0	R. Proehl	1	11	11	0		
					R. Williams	1	9	9	0		
					R. Holcombe	1	1	1	0		
					F. Miller	1	-1	-1	0		
TOTALS	22	214	32	0	TOTALS	24	414	73	2		

INDIVIDUAL DEFENSE (press box stats)

TITANS – Leading Tackler: B. Bishop 4-1-5, A. Dorsett 1-4-5.
Sacks: J. Fisk 1.0. **Int.:** None. **FF:** None. **FR:** None.
RAMS – Leading Tackler: B. Jenkins 9-3-12.
Sacks: K. Carter 1. **Int.:** None. **FF:** B. Jenkins 1. **FR:** None.

AFC DIVISIONAL PLAYOFF GAME – 2000
Baltimore 24, Tennessee 10
January 7, 2001 • Adelphia Coliseum

The Baltimore Ravens used big plays on defense and special teams to advance to the AFC Championship Game with a 24-10 victory over the Tennessee Titans at Adelphia Coliseum. Anthony Mitchell returned a blocked Al Del Greco field goal attempt 90 yards for a touchdown to break a 10-10 tie, and NFL Defensive Player of the Year Ray Lewis returned an interception 50 yards for a touchdown to seal Baltimore's win with 6:41 remaining in the fourth quarter. The Titans took control of the game early, as Eddie George capped off an opening drive that spanned 11 plays and 58 yards with a two-yard touchdown run. Regardless of the final score, it was a dominant performance by the Tennessee defense, as they held the Ravens to six first downs, 134 total yards, and only five completions by Baltimore quarterback Trent Dilfer. Offensively, the Titans dominated Baltimore in first downs (23 to 6), rushing yards (126 to 49) and passing yards (191 to 85), but Baltimore's big plays were ultimately too much to overcome. The loss ended the Titans' reign as AFC Champions and their season at 13-4.

Baltimore0	7	3	14	24
Tennessee7	0	3	0	10

TEAM	SCORING PLAY	QTR-LEFT
Titans	E. George 2 run (A. Del Greco, kick)	1-7:43
Ravens	Ja. Lewis 1 run (M. Stover, kick)	2-9:46
Titans	A. Del Greco 21 field goal	3-8:14
Ravens	M. Stover 38 field goal	3-3:05
Ravens	A. Mitchell 90 field goal return (M. Stover, kick)	4-12:12
Ravens	R. Lewis 50 interception return (M. Stover, kick)	4-6:41

Missed FG: A. Del Greco 45B, 31LU, 37B
Attendance: 68,527

	Ravens	Titans
First downs	6	23
3rd-down conversion-att	2-11-18%	5-16-31%
4th-down conversion-att	0-0-0%	0-2-0%
Total yards	134	317
Rushing yards	49	126
Passing yards	85	191
Passes-comp.-Int.	17-5-0	47-25-1
Punts-avg.	8-27.6	5-37.8
Punt return yards	1-4	2-5
Kickoff return yards	3-69	4-65
Fumbles-lost	0-0	0-0
Penalties-yards	7-50	6-65
Field goals made-att	1-1	1-4
Time of possession	19:31	40:29

RUSHING									
TITANS	Att	Yds	Lg	TD	RAVENS	Att	Yds	Lg	TD
E. George	27	91	15	1	Ja. Lewis	17	47	14	1
S. McNair	5	31	11	0	T. Dilfer	4	1	4	0
R. Thomas	1	4	4	0	Je. Lewis	1	1	1	0
					S. Gash	1	0	0	0
TOTALS	33	126	15	1	TOTALS	23	49	14	1

PASSING									
TITANS	Att	Comp	Yds	TD-I	RAVENS	Att	Comp	Yds	TD-I
S. McNair	46	24	176	0-1	T. Dilfer	16	5	117	0-0
N. O'Donnell	1	1	19	0-0	T. Banks	1	0	0	0-0
TOTALS	47	25	195	0-1	TOTALS	17	5	117	0-0

RECEIVING									
TITANS	Rec	Yds	Lg	TD	RAVENS	Rec	Yds	Lg	TD
E. George	8	5	10	0	Q. Ismail	3	53	33	0
D. Mason	7	88	19	0	S. Sharpe	1	56	56	0
F. Wycheck	5	31	13	0	B. Stokley	1	8	8	0
Y. Thigpen	3	25	11	0					
E. Kinney	1	9	9	0					
S. McNair	1	-10	-10	0					
TOTALS	25	195	19	0	TOTALS	5	117	56	0

INDIVIDUAL DEFENSE (press box stats)
TITANS – Leading Tackler: R. Godfrey 7-2-9.
Sacks: R. Godfrey 1.0, J. Fisk 1.0, H. Ford 1.0. **Int.:** None.
FF: None. **FR:** None.
RAVENS – Leading Tackler: R. Lewis 9-3-12.
Sacks: S. Adams 1.0. **Int.:** R. Lewis 1. **FF:** None. **FR:** None.

AFC DIVISIONAL PLAYOFF GAME – 2002
Tennessee 34, Pittsburgh 31 (OT)
January 11, 2003 • Adelphia Coliseum

Joe Nedney got a chance for redemption and made a 26-yard field goal 2:15 into overtime that gave the Titans a bruising 34-31 playoff victory over the Pittsburgh Steelers. The kick was the result of a penalty on the previous play by cornerback Dewayne Washington. He drew a 5-yard flag for running into Nedney, giving the kicker another chance after he hooked a 31-yard attempt wide right. Titans quarterback Steve McNair passed for 338 yards and two touchdowns in the game, while tight end Frank Wycheck set a career high with 123 yards on 10 receptions. The Titans scored the game's first 14 points on McNair and Eddie George runs before the Steelers responded with 20 unanswered points. Wycheck and Erron Kinney each caught touchdown passes in the second half. Nedney's game-winner gave the Titans their first victory in four playoff games against Pittsburgh and propelled them into the AFC Championship Game at Oakland.

Pittsburgh0	13	7	11	0	31
Tennessee	...14	0	14	3	3	34

TEAM	SCORING PLAY	QTR-LEFT
Titans	S. McNair 8 run (J. Nedney, kick)	1-11:01
Titans	E. George 1 run (J. Nedney, kick)	1-0:17
Steelers	H. Ward 8 pass from T. Maddox (J. Reed, kick)	2-9:29
Steelers	J. Reed 30 field goal	2-6:47
Steelers	J. Reed 39 field goal	2-0:00
Steelers	A. Zereoue 31 run (J. Reed, kick)	3-14:37
Titans	F. Wycheck 7 pass from S. McNair (Nedney, kick)	3-9:37
Titans	E. Kinney 2 pass from S. McNair (Nedney, kick)	3-4:38
Steelers	H. Ward 21 pass from T. Maddox (Ward-Burress pass)	4-10:09
Steelers	J. Reed 40 yd. field goal	4-8:30
Titans	J. Nedney 42 yd. field goal	4-5:40
Titans	J. Nedney 26 yd. field goal	5-12:45

Missed FG: J. Reed 44WL, J. Nedney 48WR
Attendance: 68,809

	Steelers	Titans
First downs	21	29
3rd-down conversion-att	4-14-29%	12-18-67%
4th-down conversion-att	0-0-0%	1-1-100%
Total yards	324	430
Rushing yards	67	99
Passing yards	257	331
Passes-comp.-Int.	42-21-1	45-27-2
Punts-avg.	6-31.8	4-28.8
Punt return yards	2-14	1-9
Kickoff return yards	6-138	7-116
Fumbles-lost	0-0	2-2
Penalties-yards	6-41	8-92
Field goals made-att	3-4	2-3
Time of possession	24:43	37:32

RUSHING									
TITANS	Att	Yds	Lg	TD	STEELERS	Att	Yds	Lg	TD
E. George	15	33	9	1	A. Zereoue	14	49	31	0
S. McNair	8	29	8	1	A. Randle El	1	11	11	0
D. Mason	2	20	16	0	J. Bettis	3	6	4	0
R. Holcombe	11	17	0	0	H. Ward	2	1	1	0
TOTALS	36	99	16	2	TOTALS	20	67	31	1

PASSING									
TITANS	Att	Comp	Yds	TD-I	STEELERS	Att	Comp	Yds	TD-I
S. McNair	44	27	338	2-2	T. Maddox	41	21	266	2-1
N. O'Donnell	1	0	0	0-0	A. Randle El	1	0	0	0-0
TOTALS	45	27	338	2-2	TOTALS	42	21	266	2-1

RECEIVING									
TITANS	Rec	Yds	Lg	TD	STEELERS	Rec	Yds	Lg	TD
F. Wycheck	10	123	39	1	H. Ward	7	82	21	2
D. Bennett	7	85	20	0	A. Randle El	4	53	30	0
D. Mason	5	47	18	0	T. Mathis	3	40	22	0
J. McCarreins	2	53	31	0	P. Burress	2	62	40	0
E. Kinney	2	20	18	1	D. Kreider	2	14	8	0
R. Holcombe	1	10	10	0	A. Zereoue	2	10	6	0
					C. Ma'afala	1	5	5	0
TOTALS	27	338	39	2	TOTALS	21	266	40	2

INDIVIDUAL DEFENSE (press box stats)
TITANS – Leading Tackler: K. Bulluck 5-4-9.
Sacks: D. Mitchell 1.0. **Int.:** S. Rolle 1. **FF:** None. **FR:** None.
STEELERS – Leading Tackler: L. Flowers 9-2-11.
L. Foote 7-4-11. **Sacks:** K. Von Oelhoffen 1.0. **Int.:** D. Townsend 1, C. Scott 1. **FF:** C. Hampton 1. **FR:** L. Flowers 1, A. Smith 1.

PLAYOFF SUMMARIES

AFC CHAMPIONSHIP GAME – 2002 Oakland 41, Tennessee 24

January 19, 2003 • Network Associates Stadium

The Raiders scored 14 unanswered points in the fourth quarter, closing out the Titans 41-24 to advance to Super Bowl XXXVII against Tampa Bay. Steve McNair's second rushing touchdown of the game pulled Tennessee within 27-24 at the end of the third quarter, but Rich Gannon scored on a 2-yard run and Zack Crockett added a 7-yard scoring run, ending a drive that consumed 6:29 on the clock late in the contest. The game's momentum changed before halftime when Oakland turned back-to-back fumbles by Tennessee into 10 points to close out the first half, taking a 24-17 lead at intermission. The Titans had scored 10 unanswered points to take their first lead of the game, 17-14, on McNair's 9-yard rushing touchdown. But a fumble by Robert Holcombe turned into a 1-yard touchdown pass from Gannon to Doug Jolley two plays later. Then John Simon fumbled the ensuing kickoff which Sebastian Janikowski turned into a 43-yard field goal as time expired at intermission.

Tennessee	...	7	10	7	0	24
Oakland	14	10	3	14	41

TEAM SCORING PLAY QTR-LEFT

Raiders	J. Porter 3 pass from R. Gannon (Janikowski, kick)	1-10:59
Titans	D. Bennett 33 pass from S. McNair (Nedney, kick)	1-5:59
Raiders	C. Garner 12 pass from R. Gannon S. Janikowski, kick)	1-2:47
Titans	J. Nedney 29 field goal	2-12:39
Titans	S. McNair 9 run (Nedney, kick)	2-2:47
Raiders	S. Jolley 1 pass from R. Gannon (Janikowski, kick)	2-1:00
Raiders	S. Janikowski 43 field goal	2-0:00
Raiders	S. Janikowski 32 field goal	3-4:29
Titans	S. McNair 13 run (C. Hentrich, kick)	3-0:31
Raiders	R. Gannon 2 run (Janikowski, kick)	4-11:27
Raiders	Z. Crockett 7 run (Janikowski, kick)	4-3:25

Missed FG: None
Attendance: 62,544

	Raiders	Titans
First downs	25	28
3rd-down conversion-att	4-9-44%	6-12-50%
4th-down conversion-att	0-0-0%	0-2-0%
Total yards	375	312
Rushing yards	89	138
Passing yards	286	174
Passes-comp.-Int.	41-29-0	36-21-0
Punts-avg.	3-40	3-32.0
Punt return yards	0-0	1-11
Kickoff return yards	5-143	7-131
Fumbles-lost	3-1	2-2
Penalties-yards	14-127	7-60
Field goals made-att	2-2	1-1
Time of possession	26:25	33:35

RUSHING

TITANS	Att	Yds	Lg	TD	RAIDERS	Att	Yds	Lg	TD
E. George	15	67	17	0	R. Gannon	8	41	14	1
S. McNair	5	53	16	2	C. Garner	7	36	18	0
R. Holcombe	9	24	7	0	Z. Crockett	1	7	7	1
C. Hentrich	1	-6	-6	0	T. Wheatley	1	5	5	0
TOTALS	30	138	17	2	TOTALS	17	89	18	2

PASSING

TITANS	Att	Comp	Yds	TD-I	RAIDERS	Att	Comp	Yds	TD-I
S. McNair	36	21	194	1-0	R. Gannon	41	29	286	3-0
TOTALS	36	21	194	1-0	TOTALS	41	29	286	3-0

RECEIVING

TITANS	Rec	Yds	Lg	TD	RAIDERS	Rec	Yds	Lg	TD
D. Mason	5	41	14	0	T. Brown	9	73	14	0
R. Holcombe	5	25	9	0	C. Garner	7	55	17	1
F. Wychek	4	41	18	0	J. Rice	5	79	29	0
D. Bennett	3	58	33	1	J. Porter	4	52	31	1
E. Kinney	2	15	14	0	D. Jolley	3	13	7	1
E. George	1	9	9	0	J. Ritchie	1	14	14	0
E. Berlin	1	5	5	0					
TOTALS	21	194	33	1	TOTALS	29	286	31	3

INDIVIDUAL DEFENSE (press box stats)

Titans – Leading Tackler: D. Mitchell 7-1-8. **Sacks:** None.
Int.: None. **FF:** T. Williams 1, K. Carter 1. **FR:** S. Rolle 1.
Raiders – Leading Tackler: E. Barton 7-1-8.
C. Woodson 5-3-8. **Sacks:** N. Harris 1, J. Parrella 1. **Int.:** None.
FF: E. Barton 1. **FR:** A. Dorsett 1.

AFC WILD CARD PLAYOFF GAME – 2003 Tennessee 20, Baltimore 17

January 3, 2004 – M&T Bank Stadium

NFL career scoring leader Gary Anderson kicked a 46-yard field goal with 29 seconds left after a courageous effort by a limping Steve McNair, giving the Titans a 20-17 victory in the first-round AFC Wild Card playoff game. McNair, named the league's co-MVP just 24 hours before kickoff, engineered an eight-play, 35-yard drive to set up the winning kick, and Eddie George finished with 88 yards on 25 carries, despite playing with a dislocated shoulder in the second half. In the process, Tennessee snapped a five-game losing streak against the Ravens. The Titans held 2003 NFL rushing champion Jamal Lewis to a season-low 35 yards. The Titans got the better of Ravens linebacker Ray Lewis, the AP NFL Defensive Player of the Year. George ran repeatedly at him all game, dispelling any myth that Lewis owned the 1-on-1 battle. The Titans took a 14-10 lead in the third quarter when McNair threw a 49-yard touchdown pass to Justin McCareins. Tennessee took a 7-0 lead in the first quarter on Chris Brown's first career touchdown from six yards out. The Titans held Lewis to 12 yards rushing on seven carries in the first half and outgained Baltimore 108-15 in the first quarter.

Tennessee	7	0	7	6	20
Baltimore	7	3	0	7	17

TEAM SCORING PLAY QTR-LEFT

Titans	C. Brown 6 run (G. Anderson, kick)	1-8:54
Ravens	W. Demps 56 interception return (M. Stover, kick)	1-6:12
Ravens	M. Stover 43 field goal	2-1:55
Titans	J. McCareins 49 pass from S. McNair (G. Anderson, kick)	3-7:59
Titans	G. Anderson 45 field goal	4-9:13
Ravens	T. Heap 35 pass from A. Wright (M. Stover, kick)	4-4:30
Titans	G. Anderson 46 field goal	4-0:29

Missed FG: None
Attendance: 69,452

	Ravens	Titans
First downs	12	16
3rd-down conversion-att	3-12-25%	6-15-40%
4th-down conversion-att	0-0-0%	0-0-0%
Total yards	325	324
Rushing yards	54	165
Passing yards	201	159
Passes-comp.-Int.	37-20-2	23-14-3
Punts-avg.	8-48.8	6-44.7
Punt return yards	2-2	6-70
Kickoff return yards	4-79	4-61
Fumbles-lost	1-0	0-0
Penalties-yards	8-70	6-55
Field goals made-att	1-1	2-2
Time of possession	24:52	35:08

RUSHING

TITANS	Att	Yds	Lg	TD	RAVENS	Att	Yds	Lg	TD
E. George	25	88	13	0	J. Lewis	14	35	8	0
C. Brown	11	61	16	1	A. Wright	2	19	11	0
S. McNair	4	16	9	0					
TOTALS	40	165	16	1	TOTALS	16	54	11	0

PASSING

TITANS	Att	Comp	Yds	TD-I	RAVENS	Att	Comp	Yds	TD-I
S. McNair	23	14	159	1-3	A. Wright	37	20	214	1-2
TOTALS	23	12	159	1-3	TOTALS	37	20	214	1-2

RECEIVING

TITANS	Rec	Yds	Lg	TD	RAVENS	Rec	Yds	Lg	TD
D. Mason	3	28	12	0	T. Taylor	7	82	30	0
J. McCareins	2	62	49	1	T. Heap	6	80	35	1
F. Wychek	2	17	14	0	C. Taylor	2	19	16	0
E. Kinney	2	12	6	0	T. Jones	2	16	9	0
E. George	2	9	6	0	J. Lewis	2	4	6	0
D. Bennett	1	17	17	0	M. Robinson	1	13	13	0
T. Calico	1	12	12	0					
C. Brown	1	2	2	0					
TOTALS	14	159	49	1	TOTALS	20	214	35	1

INDIVIDUAL DEFENSE (press box stats)

Titans – Leading Tackler: K. Bulluck 8-0-8.
Sacks: A. Haynesworth 1.0, K. Carter 1. **Int.:** S. Rolle 1, A. Dyson 1.
FF: None. **FR:** None.
Raiders – Leading Tackler: R. Lewis 11-6-17. **Sacks:** None.
Int.: W. Demps 1, C. McAlister 1, E. Reed 1. **FF:** None. **FR:** None.

AFC DIVISIONAL PLAYOFF GAME – 2003 New England 17, Tennessee 14 January 10, 2004 – Gillette Stadium

NFL co-MVP Steve McNair almost single-handedly took Tennessee downfield in the final minutes. But the man playing with a cracked bone spur in his left ankle saw his final pass fall in and out of the hands of Drew Bennett with 1:45 remaining in a 17-14 playoff loss to the eventual Super Bowl champion New England Patriots. The Titans (13-5) were trying to return to the AFC Championship for the third time in five seasons, and McNair nearly got them there. He tied the game with an 11-yard touchdown pass to Derrick Mason in the third quarter on a drive in which he was a perfect five of five for 59 yards. But the Titans came up just short on the final drive that included a pair of controversial calls against Tennessee. The game-time temperature at kickoff was four degrees with a wind-chill of minus 10. Winds were blowing at 10 mph. It marked the coldest game in both Patriots and Titans history. Rookie running back Chris Brown scored his second career touchdown – and second of the post-season – when he crossed the end zone from five yards out to tie the game at 7 in the first quarter.

Tennessee	. . .	7	0	7	0	14
New England	. . .	7	7	0	3	17

TEAM	SCORING PLAY	QTR	LEFT
Patriots	B. Johnson 41 pass from T. Brady (Vinatieri,kick)	1-10:59	
Titans	C. Brown 5 run (G. Anderson, kick)	1-7:31	
Patriots	A. Smith 1 run (A. Vinatieri, kick)	2-13:46	
Titans	D. Mason 11 pass from S. McNair (G. Anderson, kick)	3-4:14	
Patriots	A. Vinatieri 46 yd. field goal	4-4:06	

Missed FG: G. Anderson 31B, A. Vinatieri 44WL
Attendance: 68,436

	Patriots	Titans
First downs	18	16
3rd-down conversion-att	7-16-44%	7-13-54%
4th-down conversion-att	2-3-67%	0-1-0%
Total yards	297	284
Rushing yards	96	84
Passing yards	201	200
Passes-comp.-Int.	41-21-0	26-18-1
Punts-avg.	4-27.0	4-34.0
Punt return yards	1-9	0-0
Kickoff return yards	3-48	4-92
Fumbles-lost	1-1	0-0
Penalties-yards	2-14	9-55
Field goals made-att	1-2	0-1
Time of possession	28:02	31:58

RUSHING									
TITANS	Att	Yds	Lg	TD	PATRIOTS	Att	Yds	Lg	TD
E. George	16	48	9	0	A. Smith	16	69	17	1
C. Brown	7	35	13	1	K. Faulk	5	22	8	0
S. McNair	2	11	12	0	T. Brady	5	5	5	0
F. Wycheck	1	-10	-10	0	L. Centers	1	0	0	0
TOTALS	26	84	13	1	TOTALS	27	96	17	1

PASSING									
TITANS	Att	Comp	Yds	TD	PATRIOTS	Att	Comp	Yds	TD
S. McNair	26	18	210	1-1	T. Brady	41	21	201	1-0
TOTALS	26	18	210	1-1	TOTALS	41	21	201	1-0

RECEIVING									
TITANS	Rec	Yds	Lg	TD	PATRIOTS	Rec	Yds	Lg	TD
D. Mason	7	90	28	1	D. Givens	4	26	8	0
D. Bennett	3	48	24	0	C. Fauria	3	42	19	0
J. McCareins	2	21	11	0	K. Faulk	3	31	19	0
F. Wycheck	2	9	6	0	D. Branch	3	10	6	0
E. George	2	7	4	0	B. Johnson	2	55	41	1
T. Calico	1	30	30	0	T. Brown	2	11	7	0
E. Kinney	1	5	5	0	D. Ward	1	22	22	0
					L. Centers	1	4	4	0
					A. Smith	1	1	1	0
					D. Graham	1	-1	-1	0
TOTALS	18	210	30	1	TOTALS	21	201	41	1

INDIVIDUAL DEFENSE (press box stats)
TITANS – Leading Tackler: P. Simon 9-3-12. **Sacks:** None.
Int.: None. **FF:** K. Carter 1. **FR:** C. Hall 1.
PATRIOTS – Leading Tackler: T. Bruschi 5-4-9.
Sacks: W. McGinest 2.0, M. Vrabel 1.0. **Int.:** R. Harrison 1. **FF:** None. **FR:** None.

AFC WILD CARD – 2007 Chargers 17, Titans 6 January 6, 2008 – Qualcomm Stadium

A pair of Rob Bironas field goals and a defense that held San Diego to 94 first-half yards enabled the Titans to take a 6-0 halftime lead in their first playoff game in four years. But San Diego scored 17 unanswered points in the second half, exploding for 256 yards, in a 17-6 victory at Qualcomm Stadium. Running back LaDainian Tomlinson was held to 42 yards, but got to celebrate the first playoff victory in three tries in his brilliant career. The Titans bottled up Tomlinson, the two-time NFL rushing champion, and dared quarterback Philip Rivers to beat them. The second-year starter did just that, throwing a 25-yard touchdown pass to Vincent Jackson late in the third quarter that gave San Diego its first lead at 10-6. Tomlinson finally found the end zone midway through the fourth quarter on a fourth-down leap over the pile from inside the 1-yard line that survived a video replay. Tennessee's defense dominated in the first half, holding San Diego to just 10 total yards and without a first down in the first quarter.

Tennessee	. . .	3	3	0	0	6
San Diego	. . .	0	10	7	17	17

TEAM	SCORING PLAY	QTR	LEFT
Titans	R. Bironas 30 field goal	1-9:37	
Titans	R. Bironas 44 field goal	2-0:00	
Chargers	N. Kaeding 20 field goal	3-9:41	
Chargers	V. Jackson 25 pass from P. Rivers (N. Kaeding kick)	3-2:35	
Chargers	L. Tomlinson 1 run (N. Kaeding Kick)	4-8:45	

Missed FG: Kaeding, SD (45WR); Bironas, Tenn. (38WL)
Attendance: 65,640

	Titans	Chargers
First downs	15	17
3rd-down conversion-att	9-16-56%	8-15-53%
4th-down conversion-att	0-0-0%	1-1-100%
Total yards	248	350
Rushing yards	119	68
Passing yards	129	282
Passes-comp.-Int.	29-16-1	30-19-1
Sacked-yards	3-9	1-10
Punts-avg.	5-39.6	4-40.8
Punt return yards	2-15	2-12
Kickoff return yards	4-71	2-40
Fumbles-lost	1-1	1-0
Penalties-yards	6-38	5-53
Field goals made-att	2-3	1-2
Time of possession	27:41	32:19

RUSHING									
TITANS	Att	Yds	Lg	TD	CHARGERS	Att	Yds	Lg	TD
L. White	19	69	13	0	L. Tomlinson	21	42	12	1
A. Hall	3	14	11	0	M. Turner	9	28	11	0
C. Brown	4	13	5	0	P. Rivers	2	-2	-1	0
V. Young	2	12	9	0					
C. Davis	1	11	11	0					
C. Henry	1	0	0	0					
TOTALS	30	119	13	0	TOTALS	32	68	12	1

PASSING									
TITANS	Att	Comp	Yds	TD	CHARGERS	Att	Comp	Yds	TD
V. Young	29	16	138	0-1	P. Rivers	30	19	292	1-1
TOTALS	29	16	138	0-1	TOTALS	30	19	292	1-1

RECEIVING									
TITANS	Rec	Yds	Lg	TD	CHARGERS	Rec	Yds	Lg	TD
B. Troupe	3	44	26	0	C. Chambers	6	121	39	0
E. Moulds	3	18	10	0	V. Jackson	5	114	34	1
B. Hartsock	3	16	6	0	L. Tomlinson	3	19	9	0
B. Ealy	2	17	9	0	B. Manumaleuna	2	18	9	0
C. Davis	2	11	7	0	A. Gates	2	15	16	0
J. Gage	1	19	19	0	C. Davis	1	5	5	0
A. Hall	1	16	16	0					
L. White	1	-3	-3	0					
TOTALS	16	138	26	0	TOTALS	19	292	39	1

INDIVIDUAL DEFENSE
(Opponents - press box stats; Titans - coaching stats)
TITANS – Leading Tackler: K. Bulluck 10-8-2. **Sacks:** C. Finnegan 1-10. **Int.:** C. Finnegan 1. **FF:** C. Finnegan 1. **FR:** None.
CHARGERS – Leading Tackler: S. Phillips 10-9-1. **Sacks:** S. Merriman 1-4, J. Cesaire 1-3, L. Castillo 1-2. **Int.:** D. Florence 1. **FF:** S. Merriman 1. **FR:** S. Phillips 1.

PLAYOFF SUMMARIES

AFC DIVISIONAL GAME - 2008
Titans 10, Ravens 13
Saturday, Jan. 10, 2009 • LP Field

Matt Stover connected on a 43-yard field goal with under a minute to play that proved to be the difference as the Ravens defeated the Titans 13-10 in a Divisional Round playoff game at LP Field. Despite being outgained 391-211 in totals yards and gaining nine first downs to Tennessee's 21, Baltimore forced three turnovers, all as the Titans were driving inside the Ravens' 30-yard line. Receiver Justin Gage caught a career-high 10 balls for 135 yards, second in his career only to his 147-yard effort in Jacksonville earlier in the season. The Titans were held without a sack for the first time since Week 8. It marked only the third time all season that the Titans did not force a turnover. Defensively, Tennessee held a Baltimore rushing attack averaging four yards-per-carry to 50 yards on 30 carries. Chris Johnson rushed for 72 yards in the first quarter before leaving the game with an injured ankle.

Baltimore	7	0	0	6	13
Tennessee	7	0	0	3	10

TEAM	SCORING PLAY	QTR-LEFT
Titans	C. Johnson 8 run (R. Bironas kick)	1- 4:38
Ravens	D. Mason 48 pass from J. Flacco (M. Stover kick)	1- 1:20
Ravens	M. Stover 21 field goal	4-14:10
Titans	R. Bironas 27 field goal	4- 4:23
Ravens	M. Stover 43 field goal	4- 0:53

Missed FG: R. Bironas, Tenn. (51WL)
Attendance: 69,143

	Ravens	Titans
First downs	9	21
3rd-down conversion-att	3-13-23%	4-14-29%
4th-down conversion-att	0-0-0%	0-2-0%
Total yards	211	391
Rushing yards	50	116
Passing yards	161	275
Passes-comp.-int.	22-11-0	42-26-1
Sacked-yards	0-0	1-6
Punts-avg.	8-42.8	4-53.3
Punt return yards	1-29	3-8
Kickoff return yards	1-15	4-104
Fumbles-lost	0-0	5-2
Penalties-yards	8-40	12-89
Field goals made-att	2-2	1-2
Time of possession	25:53	34:07

RUSHING

RAVENS	Att	Yds	Lg	TD	TITANS	Att	Yds	Lg	TD
W. McGahee	12	32	11	0	C. Johnson	11	72	32	1
L. McClain	12	12	8	0	L. White	15	45	12	0
J. Flacco	5	5	3	0	K. Collins	1	0	0	0
L. Neal	1	1	1	0	Q. Ganther	1	-1	-1	0
TOTALS	30	50	11	0	TOTALS	28	116	32	1

PASSING

RAVENS	Att	Com	Yd	TD-I	TITANS	Att	Com	Yd	TD-I
J. Flacco	22	11	161	1-0	K. Collins	42	26	281	0-1
TOTALS	22	11	161	1-0	TOTALS	42	26	281	0-1

RECEIVING

RAVENS	Rec	Yds	Lg	TD	TITANS	Rec	Yds	Lg	TD
D. Mason	5	78	48	1	J. Gage	10	135	24	0
M. Clayton	2	45	37	0	L. White	4	35	19	0
T. Heap	1	23	23	0	B. Scaife	4	23	14	0
L. Neal	1	7	7	0	J. McCareins	2	24	17	0
D. Wilcox	1	4	4	0	B. Jones	2	16	11	0
W. McGahee	1	4	4	0	A. Crumpler	2	9	7	0
					C. Johnson	1	28	28	0
					A. Hall	1	11	11	0
TOTALS	11	161	48	1	TOTALS	26	281	28	0

INDIVIDUAL DEFENSE

(Titans - Coaching Stats; Opponents - Press Box Stats)

TITANS - Leading Tacklers: Bulluck 8-5-3. Sacks: None. Int:

None. FF: None. FR: None.

RAVENS - Leading Tacklers: R. Lewis 11-8-3, B. Scott 11-9-2.

Sacks: T. Suggs 1. Int.: S. Rolle 1. FF: Johnson 1, Leonhard 1, Lewis 1. FR: Leonhard 1, Washington 1.