



#85 WR Nate Washington,  
#28 RB Chris Johnson and #89 TE Jared Cook

## 2012 TITANS MEDIA GUIDE

## TITANS FINGERTIP INFORMATION

### BAPTIST SPORTS PARK

Tennessee Titans  
460 Great Circle Rd.  
Nashville, TN 37228  
615-565-4000  
(same for training camp)



### TRAINING CAMP

- Baptist Sports Park

### LP FIELD/TICKET OPERATIONS

Tennessee Titans  
One Titans Way  
Nashville, TN 37213  
615-565-4200 (Ticket Dept.)  
615-565-4300 (LP Field Administration)  
(69,149 capacity)

### TITANS' OFFICIAL WEB SITE

[www.TitansOnline.com](http://www.TitansOnline.com)

### TITANS ON TWITTER

[www.twitter.com/tennesseetitans](http://www.twitter.com/tennesseetitans)

### TITANS ON FACEBOOK

[www.facebook.com/titans](http://www.facebook.com/titans)

### ONLINE MEDIA GUIDE

[www.TitansOnline.com/mediaguide](http://www.TitansOnline.com/mediaguide)

### TITANS COLORS

Titans Blue (Pantone 279), Titans Navy (282), Titans Red (186), Titans Silver (877 metallic)

### DIVISION/CONF./LEAGUE TITLES

- Two AFL Championships (1960, 1961)
- One AFC Championship (1999)
- Four AFL Eastern Division Championships (1960, 1961, 1962, 1967)
- Two AFC South Division Championships (2002, 2008)
- Three AFC Central Division Championships (1991, 1993, 2000)
- Four AFL Championship Game Appearances (1960, 1961, 1962, 1967)
- Four AFC Championship Game Appearances (1978, 1979, 1999, 2002)
- One Super Bowl Appearance (XXXIV)
- 21 Playoff Appearances (1960, 1961, 1962, 1967, 1969, 1978, 1979, 1980, 1987, 1988, 1989, 1990, 1991, 1992, 1993, 1999, 2000, 2002, 2003, 2007, 2008)

### FRANCHISE TIMELINE

1960–1996 Houston Oilers  
1997 Team Relocates from Houston to Nashville  
1997 Tennessee Oilers (Liberty Bowl, Memphis)  
1998 Tennessee Oilers (Vanderbilt Stadium, Nashville)  
1999–Present Tennessee Titans (LP Field, Nashville)

### TITANS/OILERS ALL-TIME RECORD

#### Regular Season: 386-396-6

Home: 223-169-2

Road: 163-227-4

As Titans: 119-89-0

As Oilers: 267-307-6

#### Postseason: 14-19

Home: 6-5

Road: 8-13

Super Bowl (XXXIV): 0-1

## 2012 TITANS SCHEDULE

### PRESEASON

Day	Date	Opponent	Kickoff	TV
Sat.	Aug. 11	at Seattle	9:00 p.m.	WKRN
Fri.	Aug. 17	at Tampa Bay	6:30 p.m.	WKRN
Thu.	Aug. 23	<b>ARIZONA</b>	7:00 p.m.	ESPN
Thu.	Aug. 30	<b>NEW ORLEANS</b>	6:00 p.m.	WKRN

### REGULAR SEASON

Day	Date	Opponent	Kickoff	TV
Sun.	Sept. 9	<b>NEW ENGLAND</b>	Noon	CBS
Sun.	Sept. 16	at San Diego	3:25 p.m.	CBS
Sun.	Sept. 23	<b>DETROIT</b>	Noon	FOX
Sun.	Sept. 30	at Houston	Noon	CBS
Sun.	Oct. 7	at Minnesota	3:25 p.m.	CBS
Thu.	Oct. 11	<b>PITTSBURGH</b>	7:20 p.m.	NFLN
Sun.	Oct. 21	at Buffalo	Noon	CBS
Sun.	Oct. 28	<b>INDIANAPOLIS</b>	Noon	CBS
Sun.	Nov. 4	<b>CHICAGO</b>	Noon	FOX
Sun.	Nov. 11	at Miami	Noon	CBS
Sun.	Nov. 18	BYE		
Sun.	Nov. 25	at Jacksonville	Noon*	CBS
Sun.	Dec. 2	<b>HOUSTON</b>	Noon*	CBS
Sun.	Dec. 9	at Indianapolis	Noon*	CBS
Mon.	Dec. 17	<b>N.Y. JETS</b>	7:30 p.m.	ESPN
Sun.	Dec. 23	at Green Bay	Noon*	CBS
Sun.	Dec. 30	<b>JACKSONVILLE</b>	Noon*	CBS

All kickoff times Central

\* Times subject to change

### FRANCHISE RECORD HOLDERS/CAREER

Rushing Yards	Eddie George (1996-03)	10,009
Passing Yards	Warren Moon (1984-1993)	33,685
Receiving Yards	Ernest Givins (1986-1994)	7,935
Receptions	Ernest Givins (1986-1994)	542
Interceptions	Jim Norton (1960-1968)	45
Field Goals	Al Del Greco (1991-2000)	246
Points	Al Del Greco (1991-2000)	1,060
Touchdowns	Eddie George (1996-2003)	74
Wins (Coach)	Jeff Fisher (1994-2010)	147
Wins (QB)	Steve McNair (1995-2005)	81

### FRANCHISE RECORD HOLDERS/SEASON

Rushing Yards	Chris Johnson (2009)	2,006
Passing Yards	Warren Moon (1991)	4,690
Receiving Yards	Charles Hennigan (1961)	1,746
Receptions	Charles Hennigan (1964)	101
Interceptions	Fred Glick (1963)	12
	Mike Reinfeldt (1979)	12
Field Goals	Al Del Greco (1998)	36
Points	Al Del Greco (1998)	136
Touchdowns	Earl Campbell (1979)	19

## TITANS STAFF DIRECTORY

### Executives

K.S. Adams, Jr. . . . . Founder, Owner, Chairman of the Board, President and CEO

### Executives - Executive Vice Presidents

Mike Reinfeldt . . . . . Senior Executive Vice President/Chief Operating Officer  
 Don MacLachlan . . . . . Executive Vice President of Administration and Facilities  
 Ruston Webster . . . . . Executive Vice President/General Manager

### Executives - Senior Vice Presidents

Elza Bullock . . . . . Senior Vice President and General Counsel

### Executives - Vice Presidents

Lake Dawson . . . . . Vice President of Player Personnel  
 Bob Hyde . . . . . Vice President of Community Relations  
 Jenneen Kaufman . . . . . Vice President/CFO  
 Vin Marino . . . . . Vice President/Football Administration  
 Ralph Ockenfels . . . . . Vice President of Marketing  
 Stuart Spears . . . . . Vice President of Business Operations and Sales

### Coaching Staff

Mike Munchak . . . . . Head Coach  
 Chris Palmer . . . . . Offensive Coordinator  
 Jerry Gray . . . . . Defensive Coordinator  
 Steve Watterson . . . . . Assistant Head Coach/Strength & Conditioning  
 Steve Brown . . . . . Assistant Secondary  
 Frank Bush . . . . . Linebackers  
 Jonathan Gannon . . . . . Defensive Assistant/Quality Control  
 Nate Kaczor . . . . . Assistant Offensive Line  
 Dowell Loggains . . . . . Quarterbacks  
 Alan Lowry . . . . . Special Teams  
 Bruce Matthews . . . . . Offensive Line  
 Brett Maxie . . . . . Secondary  
 Keith Millard . . . . . Defensive Assistant/Pass Rush Specialist  
 Chet Parlavecchio . . . . . Special Teams Assistant  
 Dave Ragone . . . . . Wide Receivers  
 Tracy Rucker . . . . . Defensive Line  
 Jim Skipper . . . . . Running Backs  
 Arthur Smith . . . . . Offensive Assistant/Quality Control  
 John Zernhelt . . . . . Tight Ends

### Football Operations

Tina Tuggle . . . . . Director of Player Development  
 Paul Noska . . . . . Equipment Manager  
 Joey Barranco . . . . . Assistant Equipment Manager  
 Matt Thompson . . . . . Equipment Assistant  
 Anthony Pastrana . . . . . Video Director  
 Craig Patterson . . . . . Assistant Video Director  
 Dennis Polian . . . . . Special Assistant to Head Coach  
 Alesia Schulz . . . . . Executive Assistant to EVP, General Manager  
 Desiree Maxwell . . . . . Administrative Assistant/Coaching  
 Kenneth S. Adams, IV . . . . . Administrative Assistant to Senior EVP, General Counsel  
 Jason Novak . . . . . Assistant to Strength & Conditioning Coach

### Football Operations - Medical Staff

Brad Brown . . . . . Head Athletic Trainer  
 Don Moseley . . . . . Assistant Athletic Trainer  
 Casey Carter . . . . . Assistant Athletic Trainer  
 Dr. Thomas Byrd . . . . . Team Physician  
 Dr. Burton F. Elrod . . . . . Team Physician  
 Dr. Craig Rutland . . . . . Team Physician  
 Dr. John Williams . . . . . Team Physician

### Football Operations - Player Personnel

Blake Beddingfield . . . . . Director of College Scouting  
 Johnny Meads . . . . . College Scout  
 Phil Neri . . . . . College Scout  
 Tim Ruskell . . . . . College Scout  
 Jon Salge . . . . . College Scout  
 Richard Shelton . . . . . College Scout  
 Marvin Sunderland . . . . . College Scout  
 Brandon Taylor . . . . . College Scout  
 Trey Koziol . . . . . Pro Personnel Assistant  
 Dale Thompson . . . . . Pro Personnel Assistant  
 Jessica McClanahan . . . . . Scouting Administrative Assistant  
 C.O. Brocato . . . . . Scouting Consultant

### Administration

Brent Akers . . . . . Operations Manager  
 Brad McClanahan . . . . . Director of Marketing  
 Lynne McCracken . . . . . Executive Marketing Assistant  
 Mike Keith . . . . . Director of Broadcasting  
 Russ Hudson . . . . . Director of Information Systems  
 Craig Pelat . . . . . Assistant Director of Information Systems  
 Gary Glenn . . . . . Director of Internet Operations/Publications  
 Jeff Harding . . . . . Internet Coordinator  
 Jerry Blessing . . . . . Community Relations Coordinator  
 Joshua Love . . . . . Community Relations Assistant  
 Rhonda Smith . . . . . Senior Accountant  
 Blu Whipple . . . . . Assistant General Counsel  
 Jim Arts . . . . . Director of Security  
 Stacie Kinder . . . . . Director of Cheerleaders  
 Pete Nelson . . . . . Mascot Coordinator

### Administration - Media Relations

Robbie Bohren . . . . . Director of Media Relations  
 Dwight Spradlin . . . . . Assistant Director of Media Relations  
 Jared Puffer . . . . . Media Relations Assistant

### Administration - Tickets

Marty Collins . . . . . Senior Director of Ticketing  
 Tim Zenner . . . . . Assistant Director of Ticket Operations  
 Josh Ward . . . . . Assistant Ticket Manager  
 Anthony Hall . . . . . Ticketing / Hospitality Club Member Manager  
 Calli Johnson . . . . . Coordinator of Ticket Operations  
 Stephanie Smith . . . . . Manager of Ticket Operations  
 Bill Wainwright . . . . . Director of Suite Sales and Services

### Front Office Staff

Gwen Hernandez . . . . . Accounting Services  
 Shannon McPeters . . . . . Payroll/Accounting Services  
 Linda Bell . . . . . Executive Assistant to the Owner/Chairman/President/CEO  
 Brenda Saradjian . . . . . Senior Executive Assistant to the Owner/Chairman/President/CEO  
 Jorene Martin . . . . . Assistant to Senior EVP and General Counsel  
 Cindy Zermeno . . . . . Assistant to VP/Assistant General Counsel

### LP Field & Baptist Sports Park Management

Walter Overton . . . . . General Manager/LP Field  
 Dempsey Henderson . . . . . Facilities Manager  
 Tracy Holliday . . . . . Event and Customer Relations Coordinator  
 Terry Porch . . . . . Head Groundskeeper  
 James Bohling . . . . . Operations Technician  
 Jose Medrano . . . . . Maintenance Technician  
 Jose Reyes . . . . . Maintenance Technician  
 George Sargent . . . . . Engineering Manager  
 Jay Goehring . . . . . Groundskeeper  
 Derek Amelunke . . . . . Audio/Visual Technician  
 Lorena Hollingsworth . . . . . Operations Assistant  
 Pat Walden . . . . . Receptionist



TENNESSEE  
**TITANS**

**TITANS EXECUTIVES**



## K.S. "BUD" ADAMS, JR. Founder, Owner, Chairman of the Board, President and CEO



Entering his 53rd year as Founder, Owner, Chairman of the Board, President and CEO of the Titans/Oilers franchise, K.S. "Bud" Adams, Jr. is an enduring figure in the NFL. As one of the original team owners in the American Football League, he has guided his franchise to new heights since relocating to Nashville in 1997, posting six playoff appearances, including an AFC Championship (1999), AFC Central title (2000), two AFC South titles (2002 & 2008), AFC Championship appearance (2002) and Wild Card teams in 2003 and 2007.

His success and longevity have led him to accumulate more wins than any other current NFL owner (400). He saw his 400th career win (regular season and playoffs) in the season finale last season at Houston as the Titans defeated the Texans. Consistently fielding winning teams, the franchise has earned 21 playoff appearances in 52 seasons, a total that ranks eighth among NFL teams since 1960.

A native of Bartlesville, Okla., Adams' interest in sports was first displayed while at Culver Military Academy, where he earned letters in football, basketball and baseball. Upon graduation from Culver in 1940, Adams attended Menlo College (California), lettering in both rugby and football. Adams then transferred to the engineering school at the University of Kansas where he also lettered in football for the Jayhawks. During his days at KU, Adams met his future wife Nancy Neville and began his loyal affiliation with Sigma Chi Fraternity.

In 1942, while still in school at KU, Adams joined the U.S. Naval Reserve. In July 1943, he was called to active duty in the Navy's V-12 college program, which allowed him to continue in school. In early 1944, he received orders to report to Midshipman Officer Specialty School at Notre Dame where he earned his Navy ensign commission in an accelerated 60-day program. He was sent overseas and was assigned to a PAC-Fleet carrier unit, where he served as an aviation engineering officer. He returned to the U.S. in December 1945. Lt. j.g. Adams served as an aide in the U.S. Navy's Congressional Liaison Office in Washington, D.C. prior to his discharge in 1946.

Adams parlayed a 1946 chance stop in Houston, resulting from fog that grounded his plane, into a highly successful and diversified business empire which ranks him among the most prominent businessmen in the country.

In 1946, Adams started ADA Oil Company, which was a forerunner of the publicly-held American Stock Exchange-listed Adams Resources & Energy, Inc. (AE), an energy company engaged in the business of marketing crude oil, natural gas and petroleum products; tank truck transportation of liquid chemicals; and oil and gas exploration and production. Adams' other business interests include extensive farming and ranching in California and Texas, cattle feeding, real estate, automobile dealerships and leasing. He has been a longtime collector of Western art and Native American artifacts.

During his early business career, Adams, a year-round sports fan, was an avid sponsor of amateur and AAU teams in basketball and softball. His ADA Oilers were a perennial power in the National Industrial Basketball League in the '50s, capturing third place in the national AAU tournament in 1956. His interest in sports was further evidenced by past ownership participation in professional baseball, basketball and boxing.

Football history was made in Adams' office in Houston on Aug. 3, 1959, where he and Lamar Hunt held a press conference to announce the formation of the new American Football League, which would begin playing in 1960. Hunt would have a team in Dallas, Adams would have a team in Houston, and other teams would be forthcoming.

In his sixth decade as founder, owner, chairman, president and CEO of the Tennessee Titans (formerly Houston Oilers and Tennessee Oilers), the hardworking and aggressive Adams has made professional football history numerous times. In 1968, Adams' Oilers became the first AFL/NFL team to play its home games indoors by moving into Houston's Astrodome. A team rich in tradition and pride, the Oilers were the dominant team in the American Football League during the 10-year era (1960-69), playing in the championship game four times (1960, 1961, 1962, 1967) - and winning twice consecutively (1960, 1961); earning four AFL Eastern Division Championships (1960, 1961, 1962, 1967); and making the playoffs five years out of 10 (1960, 1961, 1962, 1967, 1969). In 1970, the AFL merged into the expanded NFL, and Adams' teams made the playoffs 16 times (1978, 1979, 1980, 1987, 1988, 1989, 1990, 1991, 1992, 1993, 1999, 2000, 2002, 2003, 2007, 2008). In fact, the Oilers' streak of seven consecutive playoff appearances (1987-93) was the longest streak in the NFL during that time

span. In 2008, the franchise posted the best record in the NFL (13-3), while capturing its fifth division title and second AFC South crown (2002) after winning the AFC Central division in 1991, 1993 and 2000.

The Houston Oilers played their final season in 1996 at the Houston Astrodome. In 1997, Adams led the National Football League into the Mid-South region, the last untapped area without a major professional sport. That feat allowed his team to be the first NFL franchise to call "the Volunteer State" home. During construction of the stadium in Nashville, the Tennessee Oilers played the 1997 season at the Liberty Bowl in Memphis, and the 1998 season at Vanderbilt Stadium in Nashville.

On July 29, 1998, Adams announced that the Oilers' name would be changed beginning with the 1999 season. The Oilers' name was retired by the NFL - a first in league history - allowing the Tennessee franchise to retain the team's winning tradition, and launching a new era in the Mid-South.

The Tennessee Titans made their debut in 1999. In Greek mythology, Titans were gods of strength and power. The Titan Prometheus brought fire to man, and the new Tennessee Titans brought fire to the football fans in the Mid-South during a very memorable inaugural season, unveiling a new name, stadium, training facility, logo, uniform and colors. Adams personally selected T-Rac as the team's new mascot.

In 13 seasons as the Titans, the franchise has won the American Football Conference Championship for the 1999 season (culminating in a trip to Super Bowl XXXIV in Atlanta, where the Titans were defeated by the Rams in one of the most exciting games in Super Bowl history), captured the AFC Central Division Championship (2000) and AFC South Division Championships (2002, 2008), built an enormous home field advantage (65-39 record at home) and the loyalty of millions of fans across the nation and throughout the world. The popularity of the Titans has translated into 134 consecutive sell-outs at LP Field (through 2011).

During Adams' illustrious career, 67 of his players have been Pro Bowl selections, including one AFL Most Valuable Player, two NFL MVP's and five offensive or defensive Rookies of the Year. Also, eight of Adams' players, including Bruce Matthews in 2007, have been inducted into the Pro Football Hall of Fame in Canton, Ohio. In each of the past six seasons, Adams was nominated for the Pro Football Hall of Fame as a special contributor. In recognition of the 40th season of the Houston Oilers/Tennessee Titans organization, Adams created an official team Hall of Fame that features players and staff from the past, while creating a special place for Titans stars of the future to be recognized.

Adams is currently a working member on several prominent NFL committees, including the NFL's Finance, Hall of Fame, Legislative and Audit Committees; and he is a Trustee for the NFL Trust. Very active in national, state and local programs, Adams is on the Board of Directors of the Cherokee Indian National Historical Society; the Board of Trustees of the Pro Football Hall of Fame in Canton, Ohio; the Board of Directors of the Boy Scouts of America - Sam Houston Area Council; and a Lifetime Director of The Hundred Club in Houston. He is a Governor Emeritus of the Sigma Chi Fraternity Foundation; an Emeritus Trustee of the Culver Educational Foundation; and a Lifetime Director of the Houston Livestock Show and Rodeo. In Tennessee, he is on the Board of Directors of the Middle Tennessee Council of the Boy Scouts of America; a member of the Nashville Chamber of Commerce, and on the Board of Trust of the 100 Club of Nashville.

Adams has received numerous awards through the years. This past February, he was the recipient of the inaugural "Salute to Service" award by the NFL for his work with the military through the years. He also received an honorary Doctorate from Menlo College, where he started his college career.

In 2011, Adams was honored with the Lifetime Humanitarian Award by the T.J. Martell Foundation. In February 2010, he was inducted into the Texas Sports Hall of Fame. In 2008, he was awarded the inaugural Lamar Hunt Award for Professional Football by the Committee of 101. The award honors those of visionary leadership who have helped the NFL reach preeminent status and was given jointly to the "Foolish Club," the original founders of the AFL. Also in 2008, Adams and his wife, Nancy, were inducted into Bap-

tist Hospital's Seton Society for excellence in their profession and service to the hospital. In October 2006, he was inducted into the Menlo College Athletic Hall of Fame. In February 2006, he was inducted into the Tennessee Sports Hall of Fame, becoming the first member of the organization to enter the state hall. In June 2005, he was given the Jack Smith Leadership Award recognizing his West Point Buick dealership in Houston as Dealer of the Year. Tennessee Governor Phil Bredesen appointed him Colonel Aide de Camp for the State of Tennessee in October 2004. The Tennessee General Assembly honored him and the Titans at the State Capitol in March 2001. He was awarded the Community Spirit Award by the Nashville Sports Council at the Third Annual American General Dinner of Champions in February 2001; was honored by the Cherokee National Historical Society at a dinner at the Gilcrease Museum in Tulsa, Okla., in September 2000; was honored at Tennessee State University in August 2000; was the recipient of the Lamar Hunt Outstanding Pro Football Executive Award for the year 2000 from the All-American Football Foundation; and in March 2000, he received the National Multiple Sclerosis Society's Silver Hope Chest Award in Nashville. In 1997, he was honored by Sigma Chi Fraternity with a formal portrait and bust on permanent display in the foyer and museum of their Evanston, Ill., headquarters. He was inducted into Culver Academy's Athletic Hall of Fame in the inaugural class in 1994. In 1991, he was given the Order of Constantine from Sigma Chi, which is the highest honor that fraternity can bestow. In 1990, he was given Sigma Chi Foundation's Semi-Centennial Award.

Other noteworthy honors bestowed upon Adams in the past have included the 1988 prestigious "Golden Buckle Award" from the Greater Houston Convention and Visitors Bureau; and the 1987 Distinguished American Award, presented jointly by the Houston Chapter of the National Football Hall of Fame and the Houston Athletic Committee (Chamber of Commerce). He was named 1983 "King Capon" by Bill Williams' Annual Capon Charity Dinner, Inc.; 1981 "Man of the Year" by Culver Military Academy; 1981 "Outstanding Chief Executive Officer" by Financial World Magazine; 1980 "Distinguished Alumnus" by California Community and Junior College Association; 1969 "Westerner of the Year" by the Houston Farm and Ranch Club; 1963 "Significant Sig" by Sigma Chi Fraternity; 1961 "Mr. Sportsman" by the Interfaith Charity Group; and 1960 "Houston Salesman of the Year" by the Houston Sales Association.

Adams and his wife Nancy were married for 62 years before her passing in February of 2009. They raised two daughters, Susie Smith and Amy Strunk, and a son, Kenneth S. Adams III, who is deceased. Adams has seven grandchildren.

#### **ADAMS IN THE COMMUNITY**

Football fans in the Mid-Sea applauded the relocation of the Titans to Tennessee in 1997, but local charities should raise a cheer as well. Since the Titans moved to Tennessee, local charities have seen more than \$20 million flow into their organizations as a direct result of the Titans and the NFL. The great majority of the money and gifts have come from Mr. Adams and the Tennessee Titans Foundation.

In recognition of his many charitable endeavors, the Nashville Sports Council presented the "2000 Community Spirit Award" to Adams at their annual Dinner of Champions on Feb. 1, 2000. The award was given for Adams' "countless charitable contributions that helped so many in the Metro Nashville community during 1999."

Mr. and Mrs. Adams established the Tennessee Titans Foundation in 1999 with an initial gift of \$500,000. The Foundation offers financial support and other resources to non-profit organizations.

The Titans license plate has been a great success as fans can show support for the team on their vehicle. In eight years, the Titans specialty plate has generated over \$2.2 million dollars for Tennessee charities through the Titans Foundation. In addition to the Tennessee Arts Commission, the following 10 organizations receive equal shares from the proceeds of the plate sales:

- Baptist Hospital Maternity/Birthing Center
- Boys & Girls Clubs of Tennessee
- Boy Scouts of Tennessee
- Camp Discovery
- Fisk University Scholarship Fund
- Girl Scouts of Tennessee
- Jason Foundation
- St. Jude's Children Research Hospital
- Tenn. St. University Scholarship Fund
- Vanderbilt Children's Hospital

Adams' was an early responder to the historic flooding that struck the Middle Tennessee area in May of 2010. He teamed up with the NFL and NFLPA to donate \$400,000 for disaster relief that was split between the Community Foundation of Middle Tennessee and the American Red Cross. The Titans annual Community Quarterback Award, which started in 2000, to honor volunteers and the impact they make in their communities around the state of Tennessee has distributed \$250,000 over the 12 years of the program.

In 2009, he donated \$500,000 to the Baptist Hospital Foundation (Nashville) which was designated for the hospital's Obstetrics expansion project and resulted in the "Bud and Nancy Adams and Tennessee Titans Family Waiting Area," and now brings the total to \$675,000 given to Baptist Hospital.

The Titans contributed more than \$5 million over the last 14 years (1999-2011) to the NFL's Youth Football Fund, and over \$1.7 million has been allocated within the Titans' market. The fund improves youth football programs and facilities worldwide. Locally, the fund is responsible for improving 15 area fields, including 12 Metro Nashville schools and two in Dickson County, Tenn.

Youth football is also being addressed through the Titans sponsorship of the TSSAA's Titans Mr. Football Awards, which honor the best high school players from the state each year.

Over the last 14 years (1999-2011), \$7.0 million has been raised for approximately 155 charitable organizations through volunteers working in LP Field concession booths. The money volunteers would have been paid instead went to their favorite charities, all of which benefited from Titans home games being played.

At last year's Super Bowl XLVI, Mr. Adams hosted 33 soldiers from Ft. Campbell with tickets to the game.

Adams initiated the "Titans Join the Team Scholarship Program" that ran from 2005-07. The program rewarded high school athletes throughout the state of Tennessee with scholarships for community service. The program generated over \$500,000 in scholarship money and 30,000 service hours by students in communities throughout Tennessee.

The Titans also worked with AmSouth and Channel 5 in co-sponsoring "America's Fund" which raised \$664,000, including a \$75,000 personal gift from Mr. and Mrs. Adams and \$25,000 from the Titans organization, for victims of the Sept. 11 tragedies.

Adams' gifts have not been limited to cash donations. In January 2000, he gave the "trip of a lifetime" to Super Bowl XXXIV in Atlanta to 40 Nashville teenagers and 10 chaperones that were chosen from six local charities. "Bud's Kids" were treated to 50-yard-line seats and a three-night stay at the Titans' team hotel and a trip home on the team's 747-charter airplane.

Adams donated Super Bowl tickets to the Nashville Red Cross during a time when their available blood supply was at a critically low stage. Blood donors were eligible to win two Super Bowl tickets, and the "Super Bowl Blood Drive" resulted in 3,549 pints of blood, one of the most successful drives in the history of Nashville.

Adams donated a pair of Super Bowl tickets to be raffled off to help pay medical expenses for Kaia Jergenson, a member of the David Lipscomb University women's basketball team, who lost her legs due to bacterial meningitis.

The team's historic 1999 Super Bowl season saw Adams get heavily involved in area schools with three unique programs. He established a state-wide art contest that spotlighted the importance of art in education and also added some Tennessee artistic flair to LP Field.

The art contest was open to high school students (grades 9-12) and resulted in 150 entries that hung in the suites at the stadium. One winner from each grade won \$1,000 with runners-up in each grade winning \$750 each. Adams rewarded area sixth, seventh and eighth grade students for their hard work by donating 3,500 pairs of tickets to the inaugural preseason game at LP Field versus the Atlanta Falcons.

Adams and his late wife Nancy have given generously to many charitable organizations over the years. After Tropical Storm Allison devastated the Houston area in June 2001 with more than 30 inches of rain, Adams contributed \$100,000 to the "Spirit of Texas Fund" established by the Red Cross to aid flood victims. Houston Texans owner Bob McNair and NFL Charities also contributed \$100,000 each for a combined gift of \$300,000 to the fund.

In 1998, Mr. and Mrs. Adams teamed with NFL Charities to donate \$200,000 to help families in East Nashville following a devastating tornado. He purchased more than 500 copies of "Tennessee: A History" and presented them to seventh grade history classes at public schools across the state. Wilma Dykeman was the author of the book and was a member of the

Titans Advisory Board of Directors that aided Adams in selecting the new name and logo for the franchise.

Adams spearheaded the drive for construction and operation of the original Ronald McDonald House in Houston. The team also hosted a bi-annual fundraising gala from 1978-94, which raised more than \$3.5 million

to support, operate and provide the permanent endowment of that Ronald McDonald House.

Since the Titans moved to Tennessee, local charities have seen approximately \$20 million dollars flow into their organizations as a direct result of the Titans and the NFL:

- More than \$2.2 million to statewide charities through Titans License Plate program
- \$1.7 million spent for area youth football efforts within the Titans' market, including upgrades to 14 youth football fields in both Nashville and Dickson County, Tenn.
- \$760,000 in gifts to the various charities in the greater Memphis area (1997 and 1998)
- \$675,000 to the Baptist Hospital Foundation
- \$500,000 distributed for scholarships through the Titans "Join the Team" Scholarship program
- \$445,000 in gifts distributed among United Way offices throughout Tennessee
- \$400,000 (divided between the Community Foundation of Middle Tennessee and American Red Cross) for disaster relief following the 2010 Middle Tennessee flood
- \$250,000 to Tennessee Governor's residence restoration
- More than \$240,000 in gifts to Tennessee State University
- \$200,000 (divided between American Red Cross and Nashville's Public Schools) for disaster relief following Nashville's 1998 tornado damage
- More than \$170,000 to both the Boy Scouts and Girl Scouts of Tennessee
- \$138,000 to Tennessee high school football programs for the Coach of the Week program
- \$128,000 in gifts to Habitat for Humanity
- More than \$130,000 to Boys & Girls Clubs of Tennessee
- More than \$130,000 to Camp Discovery
- More than \$130,000 to Fisk University Scholarship Fund
- More than \$130,000 to Jason Foundation
- More than \$130,000 to St. Jude's Children Research Hospital
- More than \$130,000 to Vanderbilt Children's Hospital
- \$120,000 in gifts to the Salvation Army's Red Shield Family Initiative
- \$105,000 to Nashville's Backfield in Motion Program
- \$100,000 to Red Cross America's Fund (Sept. 11th Funding)
- \$100,000 worth of weight-training equipment to Nashville schools
- \$90,000 to Iroquois Steeplechase which benefits Vanderbilt Children's Hospital
- \$53,500 in gifts to the Junior League of Nashville
- \$33,000 gift to American Cancer Society for the Hope Lodge
- \$30,000 gift to Fannie Battle Day Home
- \$25,000 gift to Susan Gray School for Children at Vanderbilt University
- \$25,000 gift to Special Olympics
- \$20,000 gift to Nashville Public Library Foundation
- \$16,000 gift to Martha O'Bryan Center
- \$15,000 in gifts to W.O. Smith/ Nashville Community Music School
- \$11,000 gift to Auxiliary Probation Center of Memphis
- \$11,000 gift to Nashville Family Shelter
- \$11,000 gift to Kingsport "Meals on Wheels" program
- \$10,000 gift to Nashville school district to underwrite teen violence video
- \$10,000 gift to Boys & Girls Club of Middle Tennessee
- \$10,000 gift to Taft Youth Development Center Football program
- \$10,000 gift to Bethlehem Center of Nashville
- \$10,000 gift to Hands-on Science Center in Tullahoma, Tenn.
- \$10,000 gift to Franktown Open Hearts in Franklin, Tenn.
- \$10,000 gift to "The Contributor" – Nashville's Homeless Newspaper
- \$10,000 gift to Hickman County Long Term Recovery Committee
- \$10,000 gift to Catholic Charities of Tennessee



## MIKE REINFELDT

### Senior Executive Vice President/Chief Operating Officer

Mike Reinfeldt enters his 32nd NFL season and his first as the Titans Senior Executive Vice President/Chief Operating Officer. He has 14 years with the Oilers/Titans franchise, including the last five years as the Titans Executive Vice President/General Manager. Reinfeldt's first tenure with the team was from 1976-83 as an All-Pro safety. He re-joined the franchise in 2007, after spending seven years with the Seattle Seahawks.

In his new role, Reinfeldt will oversee all aspects of the organization – both football and non-football – in Nashville and will report to owner K.S. "Bud" Adams, Jr.

Reinfeldt has built an impressive resume during his career in sports, gaining 26 years of experience as a front office executive and another nine as an NFL player. In his 20 years as an NFL executive split between Tennessee, Seattle and Green Bay, the teams he was associated with have won a combined seven division titles, made 12 playoff appearances, four NFC Championship game appearances, three Super Bowl appearances, captured one world title (1996), amassed 15 winning seasons and tallied 188 regular season wins.

Last offseason, Reinfeldt was heavily involved in the process to identify the Titans new head coach which resulted in the hiring of Mike Munchak and also was instrumental in the addition of Ruston Webster, who has ascended to the General Manager role.

In his five years as General Manager with the Titans Reinfeldt showed an ability to build a team through the draft and free agency, while also retaining the team's young talent. In free agency, key players he added to the roster included quarterback Matt Hasselbeck, defensive end Jason Babin, wide receivers Justin Gage and Nate Washington, guard Jake Scott, defensive end Dave Ball, linebacker Will Witherspoon, tight end Alge Crumpler, safety Jordan Babineaux and cornerback Nick Harper.

From a draft standpoint, the team has continued to see an influx of talent arrive. Running back Chris Johnson, the 2008 first round selection, and safety Michael Griffin, the 2007 first round selection, have both been selected to multiple Pro Bowls. Returner/wide receiver Marc Mariani joined that group in 2010, earning a selection to the Pro Bowl as a rookie. In 2009, Johnson was named AP Offensive Player of the Year and produced a 2,000-yard rushing season. 2009 first-round draft pick Kenny Britt led the Titans in receiving yards in each of his first two years in the league, while becoming the first rookie to lead the team in receiving since 1995 (Chris Sanders). Last year, the Titans added a franchise quarterback in Jake Locker.

During his tenure, running back Chris Johnson, cornerback Cortland Finnegan, fullback Ahmard Hall, defensive tackle Tony Brown, guard Eugene Amano, offensive tackles Michael Roos and David Stewart, kicker Rob Bironas, safety Vincent Fuller, punter Brett Kern and quarterback Kerry Collins each signed long-term deals that add to the stability of the roster.

In Seattle, Reinfeldt last held the title of Vice President of Football Administration and was responsible for player contract negotiations, salary cap management, player evaluations and numerous aspects of the day-to-day football operations. In eight seasons at Green Bay, he served a number of roles, including Chief Financial Officer for three years (1991-93) and VP of Administration (1994-98). While with the Packers and under his financial

leadership, the team's cash reserves went from \$4.5 million in 1991 to more than \$50 million in 1998 and improved in revenues from 23rd in 1993 to ninth in 1997. Additionally, Reinfeldt was instrumental in bringing general manager Ron Wolf to the Packers in 1991. When Mike Holmgren left the Packers for Seattle, he handpicked Reinfeldt to join him with the Seahawks with the title of Senior Vice President (1999-03).

Reinfeldt was a safety for the Oilers franchise from 1976-83, earning Pro Bowl, All-Pro and AFC Defensive Player of the Year (Kansas City Committee of 101) honors in 1979. He ranks seventh on the club's career interception list with 26 and matched the team record for interceptions in a season with 12 in 1979, which also led the NFL that season. Reinfeldt started 102 consecutive games as the franchise reached the height of the "Luv Ya Blue" era and the team advanced to two AFC Championship games (1978 and 1979). He entered the NFL in 1975, as an undrafted free agent out of the University of Wisconsin-Milwaukee, originally signing with the Oakland Raiders, spending one season on injured reserve and playing in two games in 1976, before being waived and signed by the Oilers.

Before joining the Packers' front office in 1991, Reinfeldt spent three years (1988-90) at the University of Southern California as the associate athletic director and spent another three years (1985-88) with the Los Angeles Raiders as the Chief Financial Officer. He earned an MBA in management and finance at Houston Baptist University.

A native of Baraboo, Wisc., Reinfeldt was a four-year starter at the University of Wisconsin-Milwaukee and recorded a school-record 24 interceptions, while earning a degree in marketing. He is the only player from the University of Wisconsin-Milwaukee program to play in the NFL, a distinction which should stand since the school dropped football as a sport in 1975.

Reinfeldt and his wife, Susan, have two children – Jared and Elise.



#### **REINFELDT'S BACKGROUND:**

- 2012:** Senior Executive Vice President/COO, Tennessee Titans
- 2007-11:** EVP/General Manager, Tennessee Titans
- 2005-06:** Vice President of Football Operations, Seattle Seahawks
- 1999-03:** Senior Vice President, Seattle Seahawks
- 1994-98:** Vice President of Administration, Green Bay Packers
- 1991-03:** Chief Financial Officer, Green Bay Packers
- 1988-90:** Associate Athletic Director, Southern California
- 1985-87:** Chief Financial Officer, Los Angeles Raiders
- 1976-83:** Safety, Houston Oilers
- 1975-76:** Safety, Oakland Raiders





## DON MACLACHLAN

### Executive Vice President of Administration and Facilities

Don MacLachlan is in his 22nd season with the Titans and his 15th as Executive Vice President. He is responsible for nearly all of the non-football operations with the organization, including marketing, corporate sales, ticketing and broadcasting. He is also president of Tennessee Titans Entertainment, Inc. and oversees LP Field and Baptist Sports Park.

He plays an integral role in securing team sponsorships and corporate relationships, while interfacing with the Titans' radio and broadcasting partners. MacLachlan's efforts have created an excitement surrounding the team, built a fun and festive experience for fans at home games, and worked hard to link the organization with the greater Nashville community and the entire Mid-South region on a number of different levels. Over the past year, he was instrumental in coordinating the \$26 million in upgrades for LP Field that will debut this season, including new video boards, ribbon boards, sound system, elevators for the upper deck and new fan gathering areas.

MacLachlan's labors helped launch a successful campaign in 1999 that increased the team's recognition throughout the region. Under his leadership, the club has sold out a franchise-record 134 consecutive home games (through 2011). For the 13th consecutive season in 2011, the team drew over 500,000 fans, a mark that was never touched for the franchise's first 39 years. The team's radio network is comprised of over 50 stations in the Mid-South and ranks as one of the largest in the league. In addition, MacLachlan helped oversee the club's move to Nashville in 1997.

The Detroit, Mich., native started his tenure with the Houston Oilers in March 1991, as Vice President of Marketing and Broadcasting. He was el-

evated to Senior Vice President in 1994 and was promoted to Executive Vice President of Marketing, Broadcasting and Ticketing in 1997. MacLachlan oversaw marketing, media, community relations and the ticket office while in Houston. He also served as the liaison between both the radio and television rights-holders. MacLachlan administered off the field operations in both Memphis and Nashville during the club's first season in Tennessee in 1997.

MacLachlan began his career in 1978 in the athletic department at Northwestern University, where he worked for 13 years. He first served as both Assistant Sports Information Director and Golf Coach. In 1981, MacLachlan was named Athletic Ticket Manager, and he was promoted to Assistant Athletic Director in 1985. MacLachlan was promoted to Associate Athletic Director in 1988 and remained in that role until joining the Oilers.

MacLachlan currently serves on the board for the Music City Bowl, Nashville Community Foundation, Nashville Convention and Visitors Bureau, Pencil Foundation and the Tennessee Sports Hall of Fame.

A 1978 graduate of the University of Michigan, Don and his wife Kathy are parents of two grown daughters: Shannon and Kelly.



## RUSTON WEBSTER

### Executive Vice President/General Manager

Ruston Webster was elevated to Executive Vice President/General Manager on Jan. 18, 2012, after serving two seasons as Vice President of Player Personnel.

In his first offseason as General Manager, Webster addressed several areas of the team through free agency, the NFL Draft and building continuity with long-term deals for core players. During the free agency period, the team added seven-time Pro Bowl guard Steve Hutchinson, defensive end Kamerion Wimbley and defensive lineman Leger Douzable. Speed and athleticism were added to the roster with the first-round selection of WR Kendall Wright and throughout the remainder of the draft. Prior to free agency opening in March, tight end Craig Stevens signed a long-term deal and in June safety Michael Griffin also signed an extension.

Prior to his arrival in Tennessee in 2010, Webster gained 22 years of personnel experience split between the Seattle Seahawks and the Tampa Bay Buccaneers. In his four years in Seattle, Webster was the vice president of player personnel and oversaw the day-to-day management of the pro personnel and college scouting departments. Upon the departure of Tim Ruskell in December 2009, Webster was named interim general manager until John Schneider was hired to fill that role in January 2010.

Webster spent 18 years with Tampa Bay in a variety of roles, including the director of player personnel (2005), director of college scouting (2001-04), director of pro personnel (1989-91) and regional college scout (1988, Northeast; 1992, South; 1993, Midwest; 1995-2000, Southwest). He was a part of the front office staff that helped build the Super Bowl XXXVII Champion Buccaneers in 2002.

Webster started his career as a college coach with stops as a graduate assistant at Southwestern Louisiana (1985), Alabama (1986) and Tulsa (1987).

A native of Madison, Miss., Webster earned his college degree at the University of Mississippi. He and his wife, Gayle, have a daughter, Hannah, and two sons, Jacob and Drew.

#### Ruston Webster's Background:

- 2012:** Tennessee Titans - General Manager
- 2010-11:** Tennessee Titans - Vice President of Player Personnel
- 2006-09:** Seattle Seahawks - Vice President of Player Personnel
- 2005:** Tampa Bay Buccaneers - Director of Player Personnel
- 2001-04:** Tampa Bay Buccaneers - Director of College Scouting
- 1992-00:** Tampa Bay Buccaneers - Regional Scout
- 1989-91:** Tampa Bay Buccaneers - Director of Pro Personnel
- 1988:** Tampa Bay Buccaneers - Regional Scout
- 1987:** Tulsa - Graduate Assistant/Tight Ends Coach
- 1986:** Alabama - Graduate Assistant
- 1985:** SW Louisiana - Graduate Assistant





## ELZA BULLOCK

### Senior Vice President and General Counsel

Elza Bullock is in his 14th season with the Titans and his second as Senior Vice President and General Counsel.

Bullock spent the previous six years (2005-10) as Vice President/Assistant General Counsel.

He handles a variety of legal duties for the Titans and the related football companies, including involvement in negotiation and preparation of stadium, promotional and corporate agreements, employment matters and management of litigation. He also serves as General Counsel for KSA Industries, Inc., the private holding company of Titans' owner K. S. "Bud" Adams, Jr.

Prior to joining the Titans, Bullock was in private practice in Houston working in a wide variety of legal areas, including corporate securities, municipal bonds, corporate transactions and litigation.

He served as outside counsel for the Houston Oilers and was actively involved in negotiations to move the franchise to Tennessee.

Bullock is a member of the State Bar of Texas, the Houston Bar As-

sociation and is licensed to practice law in the State of Texas, the United States District Court for the Southern District of Texas, the United States Court of Appeals for the Fifth Circuit, the United States Court of Appeals for the Sixth Circuit and the United States Tax Court. He is also a Certified Public Accountant licensed in Texas.

A Houston native, Bullock received his B.B.A., with honors, from the University of Texas at Austin. He received his law degree, with honors, from the University of Houston where he was a member of the Houston Law Review and the Order of the Barons.



## LAKE DAWSON

### Vice President of Player Personnel

Lake Dawson was promoted to Vice President of Player Personnel on Jan. 18, 2012. He is entering his sixth season with the Titans and has 18 years of NFL experience as a player and executive.

Dawson works alongside general manager Ruston Webster by managing day-to-day football operations with a primary focus on player personnel. He is responsible for overseeing both the pro personnel and college scouting departments.

A highly-respected talent evaluator, Dawson assists head coach Mike Munchak and the general manager with the team's daily roster moves and all transactions via free agency and the annual NFL draft. He also scouts all levels of professional football, including the NFL, CFL and Arena Football League. In addition to his various football operations responsibilities, he assists with contract negotiations.

Dawson joined the Titans in 2007 as Director of Pro Personnel and was promoted in 2011 to VP of Football Operations. He came to the Titans' organization with 12 years of NFL experience. While with the Seattle Seahawks, Dawson was an instrumental member of the personnel department, as the organization won the NFC West Divisional Championship in three consecutive seasons and earned a Super Bowl appearance in 2005. In Seattle, Dawson last held the title of Assistant Director of Pro Personnel and he

originally joined the Seahawks as a Pro Personnel Assistant in 2001.

Dawson was an NFL wide receiver and a third-round selection by Kansas City in 1994. He also spent time on the Colts' roster before retiring due to injuries and ending his six-year NFL career. He is a graduate from the University of Notre Dame, where he played football for four years. He is working towards a Master's degree in Business.

Dawson and his wife, Lori, have three children: Bella, Myles and Leila



#### Lake Dawson's Background:

**2012:** Tennessee Titans – VP of Player Personnel

**2011:** Tennessee Titans – VP/Football Operations

**2007-10:** Tennessee Titans – Director of Pro Scouting

**2005-06:** Seattle Seahawks – Asst. Director of Pro Personnel

**2001-04:** Seattle Seahawks – Pro Personnel Assistant



## BOB HYDE

### Vice President of Community Relations

Bob Hyde is in his 24th season with the Titans and 15th as Vice President/Community Relations. His tenure spans five of the team's six decades. One of the hallmarks of the Titans' success has been the team's presence in the community and a responsibility to make a positive impact in that community. Hyde has directed that effort for the franchise in a multi-faceted way.

An annual tradition, Hyde and the team's staff have partnered with Titans Radio to make the Titans Caravan the team's major fan outreach program each spring (an event that was postponed due to the labor situation this year). During the 14 years, the Titans Caravan has made more than 640 stops, personally touching an estimated 400,000 fans in Tennessee, Alabama and Kentucky since its inception in 1998. A model program, the Caravan uses a variety of interactions to reach a wide-range of fans and affect communities in a positive way. He successfully coordinated the Titans Charity Golf Classic, which raised more than \$1.5 million over 12 years for local charities through the Titans Foundation.

Hyde is heavily involved in the Titans specialty license plate program, which has seen Titans owner Bud Adams raise over \$2.2 million dollars for statewide charities from the sale of the motor vehicle plates over the first nine years.

Hyde also serves as the club's contact for grants to improve football

fields at area schools and parks. To date, more than \$650,000 has been secured in recent years from a program funded by Adams, his fellow NFL owners and NFL players to improve football fields in Nashville/Davidson County and Nashville's seven contiguous counties. He also serves as the main contact for the Titans/USA Football Youth Coaches School and Youth Football Summit.

Hyde also works closely with service members from Fort Campbell Army Base, home to both the 101st Airborne Division (Air Assault), the 160th Special Operations Aviation Regiment (Airborne), also known as the Night Stalkers and the 5th Special Forces Group (Green Berets).

In 2010, Hyde was one of 30 individuals selected by the Department of Defense to participate in the Joint Civilian Orientation Conference (JCOC). The JCOC program is sponsored by the Secretary of Defense for civilians interested in growing their knowledge of the military and national defense



issues. JCOC is the oldest existing Pentagon outreach program having been held 84 times since 1948.

His office is responsible for the team's relationships with area non-profit organizations, player appearances, special events and memorabilia donation requests to assist local charities in their fundraising efforts.

In 1998, Hyde served as the club's liaison between Mr. Adams and the Titans Advisory Council. The information gathered by the council and from focus groups that included hundreds of fans across the state, aided Adams in giving the Oilers' franchise a new name, logo and uniform.

A native of Tullahoma, Tenn., Hyde returned to the franchise in 1998 in his current position. He was a member of the team's media relations depart-

ment from 1977-85, serving as the team's Media Director from 1980-85.

Hyde also spent five years with the PGA TOUR serving as a media official prior to returning to the Titans in 1998. Hyde is a member of the Board of Directors of the Middle Tennessee Chapter of the National Football Foundation and College Hall of Fame.

A graduate of Tullahoma (Tenn.) High School, Hyde attended Middle Tennessee State University before transferring to the University of Houston. Hyde is single and has two daughters, Ashley and Hannah. He resides in Nashville, Tenn.



## JENNEEN KAUFMAN Vice President/Chief Financial Officer

Jenneen Kaufman is in her 16th season and her fourth as Vice President/CFO for the Titans. Kaufman spent her first 11 seasons as the team's controller before being promoted to Vice President/Controller in 2008.

Kaufman is responsible for financial reporting, budgeting and the Collective Bargaining Agreement audit for the franchise. She also oversees the accounting of ticket and suite sales, sponsorships and broadcast revenues, player and staff payroll, while assisting with special projects. In addition, she oversees the accounting for LP Field, including concerts, TSU football games, the Music City Bowl and other events; and serves as human resources liaison for all Titans employees in Nashville.

In 2008, Titans owner K.S. "Bud" Adams, Jr. selected Kaufman to attend the NFL's Stanford Program for Managers, which included a wide range of educational programs designed for league executives.

Before joining the Titans, Kaufman was Vice President of Finance and Human Resources for the American Cancer Society from 1995-97. She previously worked for Arthur Andersen LLP (1992-95) as an audit division senior accountant.

A native of Knoxville, Tenn., Kaufman graduated summa cum laude with a B.S. in Business Administration from the University of Tennessee. She earned her CPA certification in 1994 and is a member of the Tennessee

Society of CPA's, serving as the chair of the Sports and Entertainment Conference Committee.

For the past 10 years, Kaufman has participated in the Tennessee Society of CPA's Accounting Academy, promoting accounting to high school students throughout Tennessee. Kaufman is featured in an award-winning video produced by the American Institute of Certified Public Accountants. The video is played for high school and college students across the country seeking to get into the accounting field.

In 2011, she was named one of Nashville's "Most Powerful Women" by the Nashville Post and subsequently honored during a luncheon by Nashville's premier business publication.

An active member of the Nashville community, Kaufman serves as a volunteer at her church and speaks at various financial seminars in Nashville. She and her daughter, Maggie, reside in Nashville, Tenn.



## VINCENT MARINO Vice President/Football Administration

Vincent Marino enters his second season with the Titans as the Vice President/Football Administration and his sixth season overall with the team. He originally joined the organization in 2007 as the Senior Director of Football Operations after spending 18 years in the NFL offices in New York. Marino's primary responsibilities include the management of the Titans' salary cap and player contract negotiations. He interacts closely with Titans GM Ruston Webster on numerous football-related issues.

During his time with the NFL's Management Council, Marino spent eight years in the Player Personnel Department (Analyst, 1990-95; Manager/Player Personnel, 1995-98) and eight years in Labor Operations (Sr. Manager of Labor Operations, 1998-03), the last three as the Director of Labor Operations (2003-06). Marino gained expertise in various capacities and his experience includes: being a primary club contact for player contract valuations, enforcing the rules of the CBA (collective bargaining agreement), salary cap regulation and participating in a strategic group related to forming the last CBA between the league and the players.

Additionally, he has assisted the league in Super Bowl game operations

and has served as a replay communicator at numerous games during his tenure. He originally joined the NFL as an assistant in the Public Relations department, where he spent two years.

Born and raised in the Bronx, N.Y., Marino graduated from Bronx High School of Science and went on to earn summa cum laude honors from Fordham University. While at Fordham, he earned a communications degree and is a member of Phi Beta Kappa.

An avid runner, Marino has completed six marathons, including four New York City Marathons. Marino and his wife, Nikoleta, have two children: Nikolas and Alexander. They reside in Brentwood, Tenn.





## RALPH OCKENFELS Vice President of Marketing

Ralph Ockenfels is in his 15th season with the Titans, seventh as Vice President of Marketing and 22nd overall in the National Football League.

Ockenfels is responsible for developing corporate sponsorship packages, retail promotions and gameday presentations and enhancements for Titans games. He was responsible for introducing the "12th Titan" campaign in 2010, as a way to incorporate and celebrate the role of the fans in the gameday experience. In 2008, he directed the Titans 10-Year Campaign by coordinating a number of elements that helped celebrate the team's 10th season as "Titans."

In 2006, Ockenfels was the point person for negotiating a 10-year naming rights deal with LP Building Products that resulted in the LP Field name and various marketing offshoots between the Titans and LP.

Ockenfels also helped launch the Titans' syndicated feature television show, "Titans All Access," which enters its 10th season in 2012 and brings Titans programming into eight television markets throughout the Mid-South region.

During the 2000 season, The Sporting News selected the Tennessee Titans' gameday atmosphere the best in the NFL. Ockenfels has worked with

a variety of national programs and personalities to create fun and interesting elements for fans at LP Field, including Jeopardy, Family Feud, Who Wants to Be a Millionaire, Wheel of Fortune, The Rock, Frank Caliendo and Budweiser's "Real Men of Genius."

Prior to joining the Titans, Ockenfels was the Assistant Director of Marketing for the Green Bay Packers from 1992-98 after joining the team as an intern in 1991. Ockenfels served on the advance team for the Packers in Super Bowls XXXI and XXXII and Super Bowl XXXIV for the Titans.

A native of Iowa City, Iowa, Ockenfels earned his B.A. from the University of Northern Iowa and M.S. from Western Illinois University.

He and his wife, Jannette, reside in Franklin, Tenn.



## STUART SPEARS Vice President of Business Operations and Sales

Stuart Spears enters his 26th season with the organization and his fourth as Vice President of Business Operations and Sales.


Spears' primary responsibilities include the administration of the club's sales and advertising efforts and the coordination of all team travel and training camp activities.

Spears began his tenure with the Oilers in 1987 in the ticket office. He worked in the ticket department for five years, finishing as the club's Assistant Director of Ticket Administration and Services until 1992, when he assumed the duties of Marketing and Broadcasting Assistant. He was promoted to Sales and Promotions Coordinator in 1995, to Director of Sales and Operations in 1998, to Senior Director of Sales and Operations in 2006 and to Vice President of Business Operations and Sales in 2010.

Playing a role in preparing for the team's relocation to Tennessee,

Spears was actively involved in the promotion of luxury suite and personal seat license sales. He also worked on a wide range of operational and political activities. He moved to Tennessee in December of 1995 in order to prepare for the team's arrival in 1997.

A native of Wilmington, Del., Spears is a graduate of Baylor University with a B.A. degree in Journalism and Marketing. He and his wife Joyce reside in Franklin, Tenn., with their sons, Wesley and Dustin.





# TENNESSEE TITANS

**COACHING STAFF**



## MIKE MUNCHAK Head Coach

Mike Munchak became the 16th head coach in franchise history and the first who was a former player for the team, when he was named to the post on Feb. 7, 2011.

In his first season at the helm, he led the team to their first winning season (9-7) since 2008, and was one of only two rookie head coaches (Jim Harbaugh) to post a winning mark last year. He did so through hard work and restoring a sense of professionalism into the team.

A true product of one organization, Munchak has spent the last 30 years with the franchise as a player and coach. After a 12-year playing career as a guard for the Houston Oilers, he spent three seasons assisting the coaching staff. Munchak became the offensive line coach in 1997 and held that position for 14 years (1997-2010). Four of his players have totaled 10 Pro Bowl invitations and his offensive lines have paved the way for five different running backs to total an NFL-high 12 1,000-yard rushing seasons since 1997.

In 2001, he became the fifth franchise player to be inducted into the Pro Football Hall of Fame. He earned nine Pro Bowl invitations during his career and was bestowed the honor of having his Oilers number 63 jersey retired in 1996.

Munchak, as a coach, is acknowledged as one of the finest teachers in the game. Only twice during his role as offensive line coach did he have the benefit of starting the same starting five linemen from one year to the next; yet, the Titans offensive lines are perennially one of the best units in the NFL. His offensive lines allowed the second fewest sacks (28.3 sacks per season) in the NFL with him leading the group from 1997 - 2010.

Additionally, the Titans ranked seventh in the league in rushing yards (124.5 yards per game) during his tenure as offensive line coach and totaled seven NFL top 10 finishes in rushing yards (1997, '98, 2000, '06, '07, '08, '09). The highlight for the group was a 2,000-yard rushing season in 2009 by Chris Johnson, who became just the sixth player in league history to reach that mark.

He has seen Bruce Matthews, Brad Hopkins, Michael Roos and Kevin Mawae earn Pro Bowl invitations from his group in addition to providing protection for Pro Bowlers Eddie George, Steve McNair, Vince Young, Kerry Collins and Chris Johnson. His group aided McNair to NFL co-MVP (2003) and Johnson to Offensive Player of the Year (2009) honors. In addition to working with the elite players, he has consistently taken young, mid-to-late round talent and molded them into long-time NFL starters, including David Stewart, Leroy Harris, Eugene Amano, Jacob Bell, Benji Olson, Justin Hartwig, Kevin Long and Jon Runyan. As evidence of the stellar line play, the Titans produced five different 1,000-yard rushers (George, Brown, T. Henry, White, Johnson) over his last eight seasons as offensive line coach. Currently, the Titans are the only team to produce 13 1,000-yard rushers since 1997.

As a player, Munchak started 156 regular season games (seventh in franchise history) and 10 playoff games for the Oilers between 1982 and 1993. Respected for his play, he was selected to the 1980's NFL All-Decade Team. Chronic knee problems led him to retire while still at the top of his game. In his final year, he earned All-Pro and Pro Bowl honors. A versatile player, he started his career in a run-first offense with Earl Campbell and transitioned to a pass blocker in the Run 'N Shoot offense guided by Warren Moon.

### Philosophy/Background

As a coach, he is a throw-back to the coaches of the past who believe in the deep-rooted fundamentals of quality football teams – smart, physical, consistent, committed and passionate players. Those roots come from his up-bringing in the sport. A fullback and defensive lineman at Scranton (Pa.) Central High School, he transitioned to the offensive line upon his arrival at Penn State. Spending four years under the leadership of the late Joe Paterno, he saw first-hand how teams were built and the fundamentals that created those championship-contending teams. Incredibly, Munchak becomes

the first of Paterno's players to take the helm of an NFL team.

At Penn State, Munchak lettered in 1979 and 1981 as a guard, and he red-shirted during the 1980 season with a knee injury. He entered the draft with year of eligibility remaining, but degree in-hand and became the first offensive lineman selected with the eighth pick overall in the 1982 NFL Draft by the Houston Oilers.

Munchak joined the Oilers at a time of great transition as the "Luv Ya Blue" era had reached its peak and an aging team was being rebuilt through the draft and specifically through drafting high-caliber offensive linemen. Munchak was the first of three consecutive offensive linemen drafted in the first round by the Oilers (Bruce Matthews, 1983; Dean Steinkuhler, 1984), and as Earl Campbell finished his Oilers career, a line was being built to protect a yet-to-be-determined quarterback that became Warren Moon in 1984. As the team grew together around its young offensive line and quarterback, the foundation was laid for seven consecutive playoff appearances between 1987 and 1993 and a new style of football in the Run 'N Shoot offense. During this time Munchak became a perennial Pro Bowl selection, earning nine trips to Hawaii (1984-85, '87-93) and eventually being named to the 1980's NFL All-Decade Team.

In 2001, he was presented at the Pro Football Hall of Fame by his great friend and former teammate Bruce Matthews, who became the first active player to present a player for induction. And when Matthews claimed his spot in the Pro Football Hall of Fame in 2007, Munchak returned the favor and presented his long-time friend for induction. Munchak was inducted into the Titans/Oilers Hall of Fame in 1999.

During his time as a player, the Oilers fielded six top 10 offenses, produced two of the franchises' four 400-point seasons, had four 1,000-yard rushers, totaled a franchise record 6,222 total yards in 1990 and Warren Moon earned NFL Offensive Player of the Year honors (1990).

Upon the completion of his career, Munchak joined the front office in 1994 and assisted the coaching staff. He officially became a coach in 1995 as a quality control coach for the offense. Jeff Fisher promoted him to offensive line coach prior to the 1997 season. He remained in that role until becoming head coach in 2011.

Earning a business degree at Penn State, Munchak was known to his teammates as a smart businessman. He partnered with Bruce Matthews to secure the regional distribution rights to Snapple and owned a number of Gold Gyms in Texas.

Among his many honors, Munchak has been elected to the Pennsylvania, Texas and Polish-American Sports Halls of Fame. Additionally, he was honored as one of the 38 Sports Legends of Houston prior to Super Bowl XXXVIII.

Munchak is involved with several charity events, including annual golf tournaments in Scranton and Houston that date back to his time as a player. He also held the inaugural "Strikes to Stop Diabetes" – a charity bowling event – in Nashville this past summer. The cause is near to him as his wife and mother live with the condition.

Munchak is a native of Scranton, Pa., and is married to Marci. The couple has two grown daughters – Alexandria and Julie.



### Mike Munchak Coaching Ledger:

**2011-12:** Head Coach, Tennessee Titans

**1997-10:** Offensive Line, Tennessee Titans

**1994-96:** Offensive Assistant/Quality Control, Houston Oilers



## JERRY GRAY Defensive Coordinator

Jerry Gray enters his second season as the Titans defensive coordinator after rejoining the organization in 2011. Prior to his return to Tennessee, he spent one season as the secondary coach with the Seattle Seahawks. He was previously a player and assistant coach for the Titans/Oilers organization.

In his first season at the helm of Titans defense, the team ranked highly in a number of categories, including eighth in scoring defense (19.8), 10th in red zone defense and fourth in passing yards per attempt (6.45).

A 15-year veteran of NFL coaching, Gray started his NFL coaching career in 1997 as a defensive quality control coach for the Tennessee Oilers. He held that position for two seasons, before being promoted to secondary coach for the 1999 and 2000 seasons. Under his direction, Samari Rolle and Blaine Bishop earned All Pro and Pro Bowl honors in 2000; and as a group, the Titans ranked first in the NFL in fewest passing and total yards allowed.

In 2001, Titans defensive coordinator Gregg Williams was named head coach for the Buffalo Bills and Gray went with Williams to become the Bills defensive coordinator. He spent five years as defensive coordinator with the Buffalo from 2001-05. His defenses in 2003 and 2004 each ranked second in the NFL for yards allowed, and both were rated in the top 10 in points allowed. His 2004 defense led the NFL in takeaways with 39, ranked third in sacks with 45 and fifth in red zone defense. The 2004 unit saw Sam Adams and Takeo Spikes earn Pro Bowl selections.

He rejoined Williams' defensive staff at the Washington Redskins in 2006 as secondary coach and would stay for four years (2006-09). In 2008, the Redskins ranked fourth in defense and sixth in points allowed. Under his coaching, Sean Taylor blossomed into one of the NFL's best young safeties and earned Pro Bowl selections in both 2006 and 2007 before his tragic death. In his one season at Seattle, Earl Thomas registered a fantastic

rookie campaign as he totaled five interceptions and started all 16 games.

As a player, Gray was a four-time Pro Bowler during a nine-year NFL career with the Los Angeles Rams (1985-91), Houston Oilers (1992) and Tampa Bay Buccaneers (1993). He finished his career with 28 interceptions, was named the NFL's Defensive Back of the Year in 1989 and was a four-time Pro Bowler who earned MVP honors at the Pro Bowl in 1990. A graduate of the University of Texas, Gray was a first round pick (21st overall) by the Rams in the 1985 NFL Draft. While playing at Texas, he was a two-time consensus All-American and two-time Southwest Conference Defensive Player of the Year. For his career at Texas, he was honored with inclusion on the Texas All-Time Team and All-Decade Team for the 1980's.

A native of Lubbock, Texas, Gray broke into the coaching ranks with a two-year stay at Southern Methodist University as the secondary coach. He and his wife Sherry have two sons, Jeremy and Jayden.

### Jerry Gray Coaching Ledger:

**2011-12:** Defensive Coordinator, Tennessee Titans  
**2010:** Defensive Backs, Seattle Seahawks  
**2006-09:** Secondary, Washington Redskins  
**2001-05:** Defensive Coordinator, Buffalo Bills  
**1999-00:** Defensive Backs, Tennessee Titans  
**1997-98:** Defensive Quality Control, Tennessee Oilers  
**1995-96:** Secondary, Southern Methodist



## CHRIS PALMER Offensive Coordinator

Chris Palmer enters his second season as the Titans offensive coordinator and his second stint with the team. He is a 40-year coaching veteran.

Palmer has 21 years of NFL experience, including two seasons as the head coach for the Cleveland Browns and seven seasons as an offensive coordinator with the Jacksonville Jaguars and Houston Texans. Prior to re-joining the Titans, he was the head coach and general manager of the Hartford Colonials in the United Football League.

Last year, the Titans posted the fourth highest passing yardage total (3,923 net yards) in franchise history, only behind a three-year stretch during the Run 'n Shoot days (1990-92). Interestingly, Palmer also was on the coaching staff during that three year period as the wide receivers coach. In his first season with Palmer and the Titans, Matt Hasselbeck recorded the third-highest passing total (3,571) of his career and five pass catchers (Washington, Cook, Williams, Hawkins, Mariani) set career highs.

From 2007-09, Palmer was the quarterback coach for the New York Giants. He worked with Eli Manning during his tenure in New York and saw him post significant increases in his passer rating each year, including a career-high 93.1 rating in 2009. The 2008 edition of the Giants captured Super Bowl XLII and Manning earned MVP honors for the game. Before joining the Giants, Palmer spent one season as the quarterbacks coach with Bill Parcells at the Dallas Cowboys. In his one season there, Tony Romo led the Cowboys to the playoffs in his first season as the starter.

From 2001-05, Palmer was the first offensive coordinator in Texans history. In each of the first three seasons, David Carr improved his passer rating, including a career-high rating (83.5) in 2004, and the Texans improved their win total each season. He joined the Texans after spending two seasons as the head coach for the Browns from 1999-2000 as they re-entered the NFL as an expansion team and totaled a 5-27 record.

His first offensive coordinator job came with the Jaguars from 1997-98.

During his time there, Mark Brunell posted the highest passer rating (91.2) of his career in 1997, which also led the AFC, and played in his first Pro Bowl game. In both years at Jacksonville, his offenses ranked in the top 10 in total yards and the 1998 team won the AFC Central Division crown. From 1993-96, Palmer worked with Parcells at the New England Patriots as a wide receivers coach (1993-95) and quarterbacks coach (1996). In his one season working with Drew Bledsoe, he improved his passer rating by 20 points from the previous season. His first job in the NFL was with the Houston Oilers as the wide receivers coach from 1990-92. His group of wide outs included four players – Curtis Duncan, Ernest Givens, Drew Hill and Haywood Jeffries - who earned Pro Bowl selections under his direction in the Oilers Run 'N Shoot offense.

Palmer has worked in a total of four professional leagues (NFL, UFL, USFL, CFL) and has 15 years of experience in the college ranks. He was the head coach for Boston University (1988-89) and New Haven (1986-87). Palmer spent two years (1984-85) as an offensive coach for the New Jersey Generals of the USFL and one season (1983) with the Montreal Concordes of the Canadian Football League. He started his coaching career at Connecticut (1972-74) and continued with stops at Lehigh (1975) and Colgate (1976-82).

A native of Brewster, N.Y., Palmer played quarterback at Southern Connecticut State. He and his wife, Donna, have two children, Mark and Kristin; a granddaughter, Annette Grace; and a grandson, Casey Christopher.



**Chris Palmer Coaching Ledger:**

**2011-12:** Offensive Coordinator, Tennessee Titans  
**2010:** Head Coach and General Manager, Hartford Colonials  
**2007-09:** Quarterbacks, New York Giants  
**2006:** Quarterbacks, Dallas Cowboys  
**2001-05:** Offensive Coordinator, Houston Texans  
**1999-00:** Head Coach, Cleveland Browns  
**1997-98:** Offensive Coordinator, Jacksonville Jaguars  
**1996:** Quarterbacks, New England Patriots  
**1993-95:** Wide Receivers, New England Patriots  
**1990-92:** Wide Receivers, Houston Oilers  
**1988-89:** Head Coach, Boston University  
**1986-87:** Head Coach, University of New Haven  
**1985:** Offensive Coordinator/Quarterbacks, New Jersey Generals  
**1984:** Wide Receivers, New Jersey Generals  
**1983:** Offensive Line, Montreal Concordes  
**1976-82:** Offensive Coordinator, Colgate  
**1975:** Wide Receiver, Lehigh  
**1972-74:** Defensive Line/Wide Receivers, Connecticut



## STEVE WATTERSON

### Assistant Head Coach/Strength & Conditioning

One of the top strength and rehabilitation experts in the NFL, Steve Watterson is in his 27th season as the Titans' strength and conditioning coach.

Qualities of a Titans team include strength, physicality and conditioning. Watterson has been entrusted with instilling many of these qualities.

In 2010, Watterson earned his 'Art of Strength' Kettlebell Instructor Certification during the 'A.O.S' seminar held at Punch Gym in Franklin, Tenn. He became the first NFL Head Strength and Conditioning coach to complete the certification program and along with his assistant, Jason Novak, are the only tandem of 'A.O.S' certified instructors in professional sports. At the request of the Army's 5th Special Forces Group, Watterson has coached many of their instructors in kettlebell training techniques and team building activities.

In 2008, he was elected to the Alliance for Natural Health's Scientific Advisory Board. The Alliance for Natural Health USA (ANH-USA), which was formed in 1992, is part of an international organization dedicated to promoting sustainable health and freedom of choice in healthcare through good science and good law.

In 2002, Watterson was awarded the President's Award from the Professional Football Strength and Coaches Society for his contributions to the field of strength and conditioning. In 1999, he was appointed to the National Research Council for Health (NRCH) scientific advisory council. NRCH was formed in 1977 to expand the scientific foundation and understanding of natural health science.

In 1992, Watterson received one of the highest honors of his career when he was named Professional Strength and Conditioning Coach of the Year. Watterson has been instrumental in helping to develop and implement various strength and conditioning programs with the Titans and directs the club's successful offseason conditioning program. Watterson joined the Oilers in 1986 as strength and conditioning coordinator before becoming an assistant coach in those areas prior to the 1988 season.

Before joining the Oilers, Watterson spent two seasons (1984-85) as the

assistant trainer for the Philadelphia Eagles. From 1979-80, he served as the head trainer at Tucson (Ariz.) High School before accepting a similar post at Amphitheater High School in Tucson (1980-84). Watterson's other activities have included serving as a trainer at the 1982 Olympic Development Camp and at the National Sports Festival in Colorado Springs in 1983. Following the 1990 season, Watterson received national attention when he personally supervised the rehabilitation of auto racing superstar A.J. Foyt. Foyt credits Watterson with his ability to come back from severe leg injuries to race in the 1991 Indianapolis 500.


Watterson has advised Olympic and World-Class athletes on proper nutritional supplementation. NASCAR teams, such as Richard Petty's, have called on Watterson to advise them on proper nutrition for improved performance. He also has advised NASCAR teams on training for proper biomechanics for their pit crews.

Watterson has patents pending on shoulder and leg rehabilitation devices and on a leg measuring device through his company, Kelsea Plus Corp. He received his bachelor's degree from Rhode Island and his master's degree from Arizona.

A native of Newport, R.I. (11/27/56), Watterson has three daughters, Kelsea, Bergen and Dottie, and three sons, Brock, Cole and Caden. Steve and his wife, Heidi, live in Hendersonville, Tenn.

**Steve Watterson Coaching Ledger:**

**1986-12:** Strength and Conditioning, Tennessee Titans/Houston Oilers  
**1984-85:** Assistant Trainer, Philadelphia Eagles







## STEVE BROWN

### Secondary Assistant

Steve Brown enters his first season as the Titans assistant secondary coach after rejoining the organization. He played his entire eight-year career as a cornerback for the Houston Oilers.

Brown comes to the Titans after nine years with the University of Kentucky, including five seasons as defensive coordinator. Last year, he was the co-defensive coordinator/defensive backs coach for the Wildcats. Two players off last year's defense were drafted, which increased the total to 14 players who moved on to the NFL from Kentucky in the last five seasons. From 2007-10, Brown was the defensive coordinator at Kentucky. Under his guidance, the Wildcats showed marked improvement, participating in a bowl game each season and placing a player on the All-SEC defense each season. He originally joined the Kentucky staff in 2003, as the secondary coach, when Rich Brooks took over the program.

Prior to working at Kentucky, Brown spent six seasons (1995-00) with the St. Louis Rams and earned a Super Bowl Championship during the 1999 season. His final three seasons with the Rams were as secondary coach. He guided S Todd Lyght to his first Pro Bowl selection in 1999. His entered the coaching ranks with the Rams as a defensive assistant in 1995 and was promoted to work with the cornerbacks from 1996-97.

Before joining the coaching ranks, Brown had an eight-year (1983-90) NFL career as a cornerback for the Houston Oilers. He played in a total of 119 games for the franchise and tallied 18 career interceptions. Brown earned Pro Football Weekly NFL All-Rookie honors in 1983. He was a team-

mate with head coach Mike Munchak, offensive line coach Bruce Matthews and linebackers coach Frank Bush during his time with the Oilers. The Oilers drafted Brown in the third round of the 1983 NFL Draft from the University of Oregon, where earned All-PAC 10 accolades as a senior.

Brown and his wife, Michele, have two sons, Cole and Jared.

#### **Steve Brown Coaching Ledger:**

- 2012:** Assistant Secondary, Tennessee Titans
- 2011:** Co-Defensive Coordinator/Defensive Backs, University of Kentucky
- 2007-10:** Defensive Coordinator, University of Kentucky
- 2003-06:** Defensive Backs, University of Kentucky
- 1998-00:** Secondary, St. Louis Rams
- 1996-97:** Cornerbacks, St. Louis Rams
- 1995:** Defensive Assistant, St. Louis Rams



## FRANK BUSH

### Linebackers

Frank Bush enters his second season as the Titans linebackers coach after rejoining the organization in 2011. He started his playing career as a member of the Houston Oilers and this is his second stint as the team's linebackers coach.

Prior to rejoining the Titans, Bush spent four seasons with the Houston Texans, including the last two as defensive coordinator. He has a total of 20 seasons coaching in the NFL with the majority of his experience working with linebackers.

Last year, he helped two rookies earn starting roles and the two rewarded him with impressive numbers in their initial campaigns. Akeem Ayers started all 16 games at strong-side linebacker and recorded 88 tackles, two sacks, seven quarterback pressures, a forced fumble and a fumble recovery. Colin McCarthy took over the starting middle linebacker job in the second half of the season and tallied 76 tackles, one interception, two forced fumbles and two fumble recoveries.

With Bush as defensive coordinator in 2009, the Texans established new franchise lows for fewest points allowed per game (20.8) and yards allowed per game (324.9); in both 2009 and 2010, Houston yielded the two lowest rushing yardage totals in their franchise's history. Under his direction, Houston saw the emergence of Mario Williams and DeMeco Ryans into Pro Bowl players and Brian Cushing earned Defensive Rookie of the Year in 2009. His first two years with the Texans, Bush was the senior defensive assistant and worked primarily with the defensive line.

Before joining the Texans, Bush spent three seasons with the Arizona Cardinals as the linebackers coach and was tabbed as assistant head coach for his final year. While with the Cardinals, he guided Carlos Dan-sby's development into a top-flight player. The defense as a whole made significant strides during his tenure as they improved from 26th the year before his arrival in total defense to 12th in 2004 and 8th in 2005.

Bush spent nine seasons coaching on Mike Shanahan's Denver Broncos teams from 1995-03, in a variety of capacities. In his first five years (1995-99) in Denver, he was the linebackers coach. Additionally, he spent one season as secondary coach (2000) and three seasons as the special

teams coach (2001-03) with the Broncos. In his time with Denver, Bush earned two Super Bowl rings (XXXII and XXXIII) and during the 1998 Super Bowl season, his linebacker corps (John Mobley, Glenn Cadrez and Bill Romanowski) accounted for the top three tacklers on the team.

Bush started his coaching career with the Houston Oilers as the linebackers coach from 1992-94.

Bush was a three-year starter at linebacker for North Carolina State and was a fifth-round selection of the Houston Oilers in the 1985 NFL Draft. He earned all-rookie honors in his first season before an injury in his second campaign ended his career as a player. He was a teammate with head coach Mike Munchak and offensive line coach Bruce Matthews during his time with the Oilers. Bush stayed with the Oilers following his retirement as a player, joining the front office as a college scout (1987-92).

Born in Athens, Ga., Bush lives in Nashville with his wife, Stephanie.

#### **Frank Bush Coaching Ledger:**

- 2011-12:** Linebackers, Tennessee Titans
- 2009-10:** Defensive Coordinator, Houston Texans
- 2007-08:** Senior Defensive Assistant, Houston Texans
- 2006:** Assistant Head Coach/Linebackers, Arizona Cardinals
- 2004-05:** Linebackers, Arizona Cardinals
- 2001-03:** Specials Teams, Denver Broncos
- 2000:** Secondary/Nickel Package, Denver Broncos
- 1995-99:** Linebackers, Denver Broncos
- 1993-94:** Defensive Quality Control/Linebackers, Houston Oilers
- 1992:** Linebackers, Houston Oilers





## JONATHAN GANNON

### Defensive Assistant/Quality Control

Jonathan Gannon enters his first season with the Titans as a Defensive Assistant/Quality Control coach.


He joins the Titans after spending three seasons with the St. Louis Rams in scouting. In 2011, he served as a pro scout and was responsible for scouting upcoming opponents and evaluating pro personnel. In his first two years with the Rams (2009-10), he was a college scout who worked the Midwest Region.

Gannon joined the NFL coaching ranks in 2007 as a defensive quality control coach for the Atlanta Falcons. His first coaching job was as a graduate assistant at his alma mater, Louisville, in 2006. Gannon played safety for the Cardinals, but suffered a career-ending injury after his first season. For his remaining time at Louisville, he served three years as a student assistant.

A native of Cleveland, Ohio, Gannon was an all-state defensive back at St. Ignatius.

#### **Jonathan Gannon Coaching Ledger:**

- 2012:** Defensive Assistant/Quality Control, Tennessee Titans  
**2007:** Defensive Assistant/Quality Control, Atlanta Falcons  
**2006:** Graduate Assistant, Louisville



## NATE KACZOR

### Assistant Offensive Line

Nate Kaczor enters his fifth season as an NFL coach and his first with the Titans.

Kaczor joins the Titans after spending four seasons (2008-11) with the Jacksonville Jaguars as Assistant Special Teams coach. The Jaguars fielded some of the better special teams units each of those seasons, with Montell Owens earning the AFC special teams spot in the Pro Bowl each of the last two years (2010 & 2011).

Prior to joining the NFL coaching ranks, Kaczor spent 17 years coaching in the college ranks. He spent two years at Louisiana-Monroe as co-offensive coordinator (2007) and tight ends coach (2006). The team ranked second in the Sun Belt conference in rushing offense in 2007 and averaged the most points scored (23.5) at the school since 1993.

Kaczor served three seasons (2004-06) as co-offensive coordinator/tight ends coach at Idaho. In 2005, the Vandals passing attack ranked 28th in the nation.

As the offensive coordinator/quarterbacks coach at Nebraska-Kearney from 2000-03, the offense broke or tied 31 records and averaged 35 points per game and 442 yards of offense.

Kaczor began his coaching career at this alma mater, Utah State, in 1991. He would spend nine seasons as an assistant coach for the Aggies

as the team won three conference championships and played in two bowl games. As a player at Utah State, Kaczor was a center who was a team captain and earned all-conference honors in 1989.

A native of Scott City, Kan., Kaczor and his wife, Angie, have two children, Kaylee and Micah.

#### **Nate Kaczor Coaching Ledger:**

- 2012:** Assistant Offensive Line, Tennessee Titans  
**2008-11:** Assistant Special Teams, Jacksonville Jaguars  
**2007:** Co-Offensive Coordinator, Louisiana-Monroe  
**2006:** Tight Ends, Louisiana-Monroe  
**2004-05:** Co-Offensive Coordinator/Tight Ends, Idaho  
**2000-03:** Offensive Coordinator, Nebraska-Kearney  
**1991-99:** Offensive Assistant, Utah State



## DOWELL LOGGAINS

### Quarterbacks

Dowell Loggains enters his fifth season as a Titans coach and his third as quarterbacks coach.

Last year, in his first season with Matt Hasselbeck, Loggains helped guide him to the third highest passing total of his career as the veteran learned a new offense in Tennessee. Additionally, rookie Jake Locker looked polished in spot duty as he totaled four touchdowns and no interceptions during five games of action.

In 2010, despite the uncertainty at quarterback due to injuries, Kerry Collins posted the third-best passer rating of his career (82.2) and Vince Young registered the highest passer rating of his career (98.6).

For the previous two seasons (2008-09), Loggains was the quality control coach for the offense. He originally joined Tennessee as a coaching administrative assistant (2006 & 2007).

Prior to joining the Titans, Loggains spent the 2005 season as a scouting assistant with the Dallas Cowboys. His duties included assisting with opponent film breakdown, self-scouting and statistical analysis to be used in game plan preparation.

A native of Newport, Ark., Loggains (10/1/80) graduated with a Bachelor of Science and master's degree in education from the University of Arkansas. He was a four-year letterman as a quarterback and holder for the Razorbacks from 2000-04, appearing in 50 games. Loggains was a two-year starter at quarterback for Abilene Cooper (Texas) High School. He and his wife, Beth, have two daughters, Reese and Aven, and reside in Nashville.

#### **Dowell Loggains Coaching Ledger:**

- 2010-12:** Quarterbacks, Tennessee Titans  
**2008-09:** Offensive Quality Control Coach, Tennessee Titans





## ALAN LOWRY Special Teams

Alan Lowry is in his 17th season as an assistant coach with the Titans and 14th as special teams coach. During the last 12 seasons, the Titans have produced 18 special teams touchdowns, including 14 kick returns for touchdowns. Lowry's special teams have consistently ranked among the league leaders in both return yardage and return defense while placing a number of different players among the league leaders in return yardage, including Derrick Mason, Pacman Jones, Chris Carr and Marc Mariani.

Last year, kicker Rob Bironas had one of the finest seasons of his career as he hit 29 of 32 field goals (90.6%) and he will carry two streaks into the 2012 season. He has made his last 15 consecutive field goals and has 10 consecutive games that he has made at least one 40-plus yard field goal, which is an NFL record. Additionally, punter Brett Kern set a new franchise mark for net punting average (39.4). As a special teams group, the Titans finished fourth among all categories in Rick Gosselin's (Dallas Morning News) Special Teams Rankings.

As a rookie in 2010, Mariani earned Pro Bowl honors by leading the NFL and setting a franchise record for combined return yardage (1,859). He recorded both a kickoff return for touchdown and punt return for touchdown. As a special teams unit, the Titans finished second among all categories in Gosselin's (Dallas Morning News) Special Teams Rankings. Bironas scored 110 points and was nearly perfect for the season, going 24-26 on field goal tries and matching the best percentage in franchise history.

In 2009, Lowry was dealt a difficult hand when veteran punter Craig Hentrich was lost for the season in the second game. Eventually, Kern was claimed off waivers from Denver and put together a sensational 10 games with the Titans – averaging 45.0 yards per punt and a net average of 41.4 yards. A whopping 48 percent of Kern's punts (18 of 37) were placed inside the opponent's 20.

In 2008, the Titans finished first in the NFL in kickoff return average (25.4) and Carr finished in the top 10 in the AFC in both kickoff return average and punt return average.

In 2007, Lowry aided in the emergence of Bironas into a record-setting performer and a Pro Bowl talent. Bironas earned his first Pro Bowl selection after leading the league in field goals made (35), including an NFL record eight field goals in a game at Houston.

The special teams unit had another standout season in 2006, which included the leading punt returner in the NFL (Pacman Jones, 12.9 avg.), ranking second in net punt average, third in punts inside the 20-yard line (32) and a franchise long 60-yard field goal by Bironas to defeat Indianapolis. The last time a Titans/Oilers player led the league in punt return average was 1977, when Billy "White Shoes" Johnson held the distinction. Jones also matched Johnson's 1975 franchise record of three punt returns for touchdowns in one season.

In 2005, the Titans were the only NFL team that didn't have a negative special teams play over the entire season (fumble lost, blocked kick, return allowed for touchdown).

In 2004, the Titans finished fourth in the NFL in net punt average (37.8) and in 2003, led the NFL in kickoff return average defense, allowing only 18.8 yards per return. In 2002, the Titans led the league in average starting position after kickoff. In the 2002 season finale at Houston (12/29/02), the

Titans blocked a field goal and a punt for the first time in the same game since 1991.


In 2000, the Titans were one of only two NFL teams (Seattle) to rank in the top 10 in the league in punt return average, kickoff return average, punt return defense and kickoff return defense.

In the 1999 season, the Titans were propelled to the Super Bowl with a number of plays on special teams, including the "Music City Miracle" and Mason's 80-yard kick return for a touchdown in the 1999 AFC Championship Game. Lowry took over the Titans' special teams after coaching the club's wide receivers corps from 1997-98. He has 10 seasons of experience coaching special teams from his positions with Dallas (1982-85, '89), Tampa Bay (1991) and San Francisco (1992-95). Lowry joined the Oilers in 1996 as defensive assistant/quality control coach and was promoted to wide receivers coach one year later.

Lowry spent nine seasons with the Dallas Cowboys (1982-90). He originally joined the Cowboys in 1982 and through the years filled many roles, including coaching special teams (1982-85, '89), receivers (1986-88) and tight ends (1990). In 1991, he served as the special teams/tight ends coach for the Tampa Bay Buccaneers, and as special teams coach for the San Francisco 49ers from 1992-95. In San Francisco, Lowry and the Niners made three NFC Championship game appearances (1992, 1993, 1994) and captured a Super Bowl Championship (XXIX).

A former quarterback and defensive back at the University of Texas, Lowry earned All-Southwest Conference honors before joining the coaching ranks. Lowry began his coaching career at Virginia Tech in 1974 before moving to the University of Wyoming in 1975. He spent 1976 with the Dallas Cowboys in their scouting department before returning to Texas from 1977-81 as defensive backs coach.

A native of Miami, Okla., Lowry resides in Franklin, Tenn., with his wife, Donna. The couple has two grown daughters, Marta and Lindsay.



### Alan Lowry Coaching Ledger:

- 1999-12:** Special Teams, Tennessee Titans
- 1997-98:** Wide Receivers, Tennessee Oilers
- 1996:** Defensive Assistant/Quality Control, Houston Oilers
- 1992-95:** Special Teams, San Francisco 49ers
- 1991:** Special Teams/Tight Ends, Tampa Bay Buccaneers
- 1990:** Tight Ends, Dallas Cowboys
- 1989:** Special Teams, Dallas Cowboys
- 1986-88:** Receivers, Dallas Cowboys
- 1982-85:** Special Teams, Dallas Cowboys
- 1977-81:** Defensive Backs, University of Texas
- 1975:** Defensive Backs, University of Wyoming
- 1974:** Quarterbacks, Virginia Polytechnic Institute



## BRUCE MATTHEWS

### Offensive Line

A legendary figure in history of the Titans/Oilers franchise, Matthews enters his second season as offensive line coach after re-joining the organization in 2011. He joined the coaching staff after spending two seasons as an offensive assistant for the Houston Texans.

Last year, the offensive line continued a long string of success in protecting the passer with the second-best sacks allowed total in the NFL (24). Over the last 10 years, the team ranks second in the league in sacks allowed with 258 (25.8/per season). This despite have a number of different quarterbacks behind center and offensive coordinators calling the plays.

Matthews returned to the franchise where he is one of the most decorated offensive linemen to ever play in the NFL. Matthews played 19 seasons for the Houston Oilers/Tennessee Titans, earning 14 consecutive Pro Bowl selections, nine first-team All Pro honors while helping his teams earn nine playoff appearances. He played all five positions on the offensive line during his tenure with the team and was inducted to the Pro Football Hall of Fame in 2007, in his first year of eligibility. He was introduced into the Hall of Fame by his former teammate Mike Munchak, after providing the introduction for Munchak's induction in 2001. Matthews became the first current NFL player to provide an introduction for a Hall of Famer.

Matthews was a first-round pick (ninth overall) of the Houston Oilers in the 1983 NFL Draft from the University of Southern California. A starter as a rookie, Matthews would go on to start 166 games at guard, 87 at center and

39 at tackle during his time with the team. At the time of his retirement, he had played more games (296) than any non-kicker in NFL history and never missed a game due to injury. He retired following the 2001 season and was honored by the franchise in 2002 by having his number 74 jersey retired. He was selected as a guard to the NFL's All-Decade Team for the 1990's and was one of two players to start every game during the decade.

Following his retirement, Matthews returned to Houston with his family and served as a volunteer coach at Elkins High School and coached youth football until joining the Texans. Raised in Southern California, he and his wife, Carrie, have seven children: Steven, Kevin (who currently plays for the Titans), Marilyn, Jake, Michael, Luke and Gweneth.

#### **Bruce Matthews Coaching Ledger:**

**2011-12:** Offensive Line, Tennessee Titans

**2009-10:** Offensive Assistant/Quality Control, Houston Texans



## BRETT MAXIE

### Secondary

Brett Maxie enters his 15th season as an NFL coach and his first with the Titans.

Maxie joins Tennessee after four seasons as secondary coach for the Dallas Cowboys. In his time at Dallas, he worked for two different coordinators – Wade Phillips for the first three years and Rob Ryan last year. In 2008, his secondary helped the Cowboys rank fifth in the NFL in passing defense. In Maxie's four years in Dallas, CB Terence Newman totaled 16 interceptions, which ranked as the ninth best total in the NFL over that time period; and CB Mike Jenkins earned his first Pro Bowl invitation (2009).

In his one season working in Dom Capers' defense at the Dolphins in 2007, Miami fielded the fourth-best passing defense in the NFL, limiting opponents to 188.7 yards per game passing. The secondary corps also accounted for nine of the 14 team interceptions.

In four years at Atlanta (2004-06) as defensive backs coach, Maxie helped DeAngelo Hall develop into a two-time Pro Bowl (2005 & 2006) cornerback and total 10 interceptions during those seasons. The 2004 season saw the secondary score a club-record five touchdowns, including four via interception returns. He spent five seasons with the 49ers (1999-2003), including three seasons as the assistant secondary coach and the final two years as secondary coach. During a three-year period (2001-03) with the 49ers, Maxie's secondary totaled 66 interceptions – the third highest number in the NFL during that time. His first NFL coaching job came at Carolina in 1998 as a quality control coach.

Maxie started his 13-year NFL as an undrafted safety from Texas Southern, who signed with the New Orleans Saints. During his career, he

played in 153 games, including 104 starts, and recorded 23 interceptions and three touchdowns. Maxie played nine seasons (1985-93) with the Saints, one season in Atlanta (1994), two years in Carolina (1995-96) and finished his career with one year in San Francisco (1997).

A native of Dallas, Texas, Maxie and his wife, Angela, have two sons, Brett and Adam, and two daughters, Maya and Olivia.

#### **Brett Maxie Coaching Ledger:**

**2012:** Secondary, Tennessee Titans

**2008-11:** Secondary, Dallas Cowboys

**2007:** Secondary, Miami Dolphins

**2004-06:** Defensive Backs, Atlanta Falcons

**2002-03:** Secondary, San Francisco 49ers

**1999-01:** Assistant Secondary, San Francisco 49ers

**1998:** Defensive Backs/Defensive Quality Control, Carolina Panthers





## KEITH MILLARD

### Defensive Asst./Pass Rush Specialist

Keith Millard enters his first season as a Defensive Assistant/Pass Rush Specialist for the Titans and his ninth season as an NFL coach. In his role with Tennessee, he will work with all of the defensive positional groups to improve their pass rush skills.

Millard joins the Titans after one season as the co-defensive line coach for the Tampa Bay Buccaneers. There he worked with a young defensive line that saw two rookie defensive ends (Clayborn, Bowers) account for nine sacks and two second-year defensive tackles (Price, McCoy) total four sacks.

Prior to his time in Tampa Bay, he spent four seasons (2005-08) as the defensive line coach at the Oakland Raiders. Under his guidance, DE Derrick Burgess earned two Pro Bowl selections and led the NFL in sacks with 16 in 2005. Warren Sapp led all NFL defensive tackles in sacks in 2006 with 10. The Raiders 2006 defense ranked third in the NFL in total defense and first against the pass.

In three years (2002-04) with the Denver Broncos, Millard was part of the staff that fielded defenses that ranked in the top five in the NFL in total defense twice (2002 & 2004). While there, he worked with Bertrand Berry, Trevor Pryce and Reggie Hayward and each posted at least 8.5 sacks during the 2004 season.

Millard entered the coaching ranks in 1996, as the defensive line coach at Fort Lewis College. After one year, he moved on to Menlo College for three years (1997-2000) as the Defensive Coordinator/Linebackers coach. He then spent one season with the San Francisco Demons (XFL) as the defensive line coach, under current Titans running back coach Jim Skipper, who was the head coach.

Millard had a storied career as a player, spending nine seasons (1985-93) in the NFL, earning NFL Defensive Player of the Year honors in 1989,

three All-Pro nods, two Pro Bowl invitations and being named to the NFL 1980's All-Decade Team. He still holds the NFL record for sacks in a season by a defensive tackle with 18 in 1989. He played in 93 NFL games for four different teams (Minnesota, Seattle, Green Bay, Philadelphia) and totaled 58 career sacks.

Millard began his career in the USFL, playing one year with the Jacksonville Bulls in 1984 and ranked second in the league in sacks (12), behind Reggie White (12.5).

He earned All-Pac-10 honors at Washington State as a senior and was a first round selection (13th overall) by the Minnesota Vikings in the 1984 NFL Draft.

Raised in Northern California, Millard and wife, Paula, have six children: Dustin, Johnny, Jack, Keith Jr., Mandy and Kade.

#### Keith Millard Coaching Ledger:

**2012:** Defensive Assistant/Pass Rush Specialist, Tennessee Titans  
**2011:** Co-Defensive Line, Tampa Bay Buccaneers  
**2005-08:** Defensive Line, Oakland Raiders  
**2002-04:** Asst. Defensive Line/Pass Rush Specialist, Denver Broncos  
**2001:** Defensive Line, San Francisco Demons (XFL)  
**1997-00:** Defensive Coordinator/Linebackers, Menlo College  
**1996:** Defensive Line, Fort Lewis College



## CHET PARLAVECCHIO

### Special Teams Assistant

Chet Parlavecchio enters his second season with the Titans as the assistant special teams coach.

Parlavecchio joined the staff after spending more than two decades as a head high school coach in New Jersey where he led Elizabeth High School to a state title in 2006. He also spent two seasons as a linebackers coach at Temple from 1992-93. In his time at Temple, he coached three players who went on to have productive NFL careers: Lance Johnstone, Tim Terry and Al Singleton.

In Parlavecchio's first year with the Titans special team unit, K Rob Bironas had one of the finest seasons of his career as he hit 29 of 32 field goals (90.6%) and the coverage units each finished in the top ten in the NFL in return average. As a special teams group, the Titans finished fourth among all categories in Rick Gosselin's (Dallas Morning News) Special Teams Rankings.

His first high school head coaching job was at Bloomfield (New Jersey) High School from 1986-90. From there, he spent one year at Irvington High School (1991). While a coach at Irvington H.S., Raheem Morris, former head coach of the Tampa Bay Buccaneers, was one of his players. Additionally, he had stops at Passaic Valley (1994-98) and Clifton (1999-03).

He played college football for Penn State, where he was a linebacker, co-captain and a teammate with head coach Mike Munchak. In his senior

year, he earned second-team All America honors. He was a sixth-round selection by the Green Bay Packers in the 1982 NFL Draft. He spent his first season on injured reserve after suffering a knee injury in the final preseason game and he split the 1983 season between the Packers and St. Louis Cardinals.

Raised in Florham Park, N.J., Parlavecchio and his wife, Jean, have two children: Chet and Nichole.

#### Chet Parlavecchio Coaching Ledger:

**2011-12:** Assistant Special Teams, Tennessee Titans  
**2006-09:** Head Coach, Elizabeth H.S. (N.J.)  
**1999-03:** Head Coach, Clifton H.S. (N.J.)  
**1994-98:** Head Coach, Passaic Valley (N.J.)  
**1992-93:** Linebackers, Temple  
**1991:** Head Coach, Irvington H.S. (N.J.)  
**1986-90:** Head Coach, Bloomfield H.S. (N.J.)





## DAVE RAGONE

### Wide Receivers

Dave Ragone enters his second season with the Titans as the wide receivers coach.

Last year, Ragone brought energy and enthusiasm to the practice field that translated to career best seasons for four members of his receiving corps as they were relied upon in the absence of an injured Kenny Britt. Nate Washington flourished in his seventh NFL season by recording his first 1,000 yard receiving year (74 receptions and 1,023 yards). Additionally, Lavelle Hawkins, Damian Williams and Marc Mariani each set person best receiving numbers.

Ragone joined the Titans after spending one season with the United Football League's Hartford Colonials as the quarterbacks coach. At Hartford, the team's quarterback, Josh McCown, led the league in passer rating and touchdown passes. Ragone has a history with the Titans offensive coordinator Chris Palmer as he worked for him in Hartford and played for him with the Houston Texans.

Ragone spent three seasons as an NFL quarterback from 2003-05 with the Texans. In the spring of 2005, he also spent time in NFL Europe with the Berlin Thunder and earned league Offensive MVP honors for his performance. He set an NFL record by throwing 174 consecutive passes without an interception and led the league in passer rating (97.5). He was


originally a third-round selection by Houston in the 2003 NFL Draft after finishing his career at Louisville, where he was a three-time Conference USA Offensive Player of the Year and led his team to three consecutive bowl games.

At the conclusion of his NFL career, Ragone hosted a morning radio show in Louisville and became Vice President of The Corporate Playbook, a company that helps athletes prepare and find jobs.

Raised in Cleveland, Ohio, Ragone was an All-State selection at St. Ignatius High School. He and his wife, Marju, have two children, Isabella and Anderson.

#### **Dave Ragone Coaching Ledger:**

**2011-12:** Wide Receivers, Tennessee Titans  
**2010:** Quarterbacks, Hartford Colonials



## TRACY ROCKER

### Defensive Line

Tracy Rocker enters his second season as the defensive line coach for the Titans.

In his first season with the Titans, Rocker led a young group of players that saw two rookies emerge as playmakers on the interior. Rookie defensive tackle Karl Klug led all NFL rookie defensive tackles with seven sacks, a total that led the Titans and also ranked fourth among all NFL defensive tackles. Fellow rookie defensive tackle Jurrell Casey started 15 games and led all Titans defensive linemen in tackles with 74 and also tallied 2.5 sacks, nine quarterback pressures, one forced fumble and one fumble recovery.

A 17-year veteran of college coaching, Rocker spent time with five programs and helped a number of players reach All-American honors. He brings a combination of success as a player and coach to the Titans defensive staff. As a player, Rocker earned induction into the College Football Hall of Fame after a spectacular college career at Auburn.

Rocker joins the Titans after spending two seasons (2009-10) at Auburn as the defensive line coach. As a coach, he helped develop Nick Fairley into the Lombardi Award winner (given to the NCAA's best defensive lineman or linebacker) and an AP All-American as a part of Auburn's 2010 national title winning team. In 2009, he coached Antonio Coleman, who led the SEC in tackles for loss (16.5) and sacks (10.0) and was twice named SEC Defensive Lineman of the Week.

Before his two-year stint at Auburn, Rocker spent one year at Ole Miss (2008) and mentored Greg Hardy (8.5 sacks) and Peria Jerry. The Rebels finished the 14th in the final polls and ranked 19th nationally in total defense. The defense led the SEC and finished fourth in the country with 39 sacks.

Rocker worked five seasons (2003-07) at Arkansas and saw Jamaal Anderson earn a first-round selection in the 2007 NFL Draft after a 14-sack season as a senior. The 2005 Razorback unit ranked second in the SEC in sacks with 29 and was fourth in rushing defense.

Rocker spent one season with the University of Cincinnati in 2002 and helped them capture the Conference USA title. In 1997, he took over the defensive line at Troy, where he would spend five seasons. In his time working with the Trojans, DeMarcus Ware and Osi Umenyiora were under his coaching and Al Lucas earned the 1999 Buck Buchanan Award as the top

defensive player in I-AA. Rocker broke into the college coaching ranks at West Alabama from 1994-96 as the defensive line coach. He began his coaching career as the defensive coordinator at Auburn (Ala.) High School for two seasons from 1992-93.

As a player, Rocker was a two-time All American at Auburn and the 1988 Outland (best offensive or defensive lineman) and Lombardi Trophy winner. He was the first SEC player to earn both awards. He was named SEC Player of the Year during his senior season (1988) and was a two-time All-America selection. Rocker was inducted into the College Football Hall of Fame in 2004 and the Alabama Sports Hall of Fame in 2005.

He was a third-round pick by the Washington Redskins in the 1989 NFL Draft and played two seasons before suffering a knee injury. He concluded his career by playing one year for the Orlando Thunder of the World Football League. As a coach, Rocker spent two summers working with NFL teams (Indianapolis, 2001; Tampa Bay, 2006) as a part of the NFL's Minority Internship Program.

A native of Atlanta, Ga., Rocker and his wife Lalitha have a son, Kumar.

#### **Tracy Rocker Coaching Ledger:**

**2011-12:** Defensive Line, Tennessee Titans  
**2009-10:** Defensive Line, Auburn  
**2008:** Defensive Line, Mississippi  
**2003-07:** Defensive Line, Arkansas  
**2002:** Defensive Line, University of Cincinnati  
**1997-01:** Defensive Line, Troy State  
**1994-96:** Defensive Line, West Alabama  
**1992-93:** Defensive Coordinator, Auburn (Ala.) High School





## JIM SKIPPER

### Running Backs

Jim Skipper enters his second season with the Titans as the running backs coach.

Last season Skipper added yet another running back to his list of students who surpassed the 1,000-yard season rushing mark in Chris Johnson. With his total last year, Johnson became only the 12th player since 1978 to record at least 1,000 rushing yards in each of his first four NFL seasons. Johnson is the NFL's leading rusher over the last four seasons with 5,645 yards and the NFL leader in scrimmage yards with 7,071 yards.

Skipper joined the Titans after spending nine seasons as the running backs coach for the Carolina Panthers, including the final five years with the additional title of assistant head coach. In his tenure with the Panthers, DeAngelo Williams, Jonathan Stewart and Stephen Davis each reached the 1,000-yard rushing mark; and in 2009, Williams (1,117) and Stewart (1,133) became the first running back tandem in NFL history to each rush for more than 1,100 yards in one season. In 2008, Williams set a franchise rushing mark for a season, finished third in the NFL with 1,515 rushing yards and accounted for 18 touchdowns. In that same season, Stewart set a franchise rookie rushing mark with 836 yards and 10 scores. The Panthers set franchise records for total rushing yards in back-to-back seasons in 2008 (2,437 yards) and 2009 (2,498 yards) and in each of those years finished third in the NFL in rushing.

In his time with the Panthers, Skipper used 10 different starting running backs and eight of those players produced at least one 100-yard performance. Both Williams and Davis earned Pro Bowl invitations during Skipper's tenure.

A coaching veteran, Skipper has totaled 25 seasons in the NFL and another nine in the college ranks. Before joining the Panthers, Skipper spent four years with the New York Giants (1997-2000) – the first three as offensive coordinator/running backs and the final season as assistant head coach/running backs. He also spent one season as the head coach with the XFL San Francisco Demons (2001) and one season coaching running backs with the Arizona Cardinals (1996). He began his NFL coaching career with the New Orleans Saints and spent 10 seasons (1986-95) with the team as the running backs coach. Skipper coached two Pro Bowlers for the

Saints – Rueben Mayes and Dalton Hilliard. His pro coaching career started with the Philadelphia/Baltimore Stars of the USFL from 1983-85.

Skipper played his college football at Whittier College, where he starred as a defensive back and returner. Following his college career, he entered the college coaching ranks as a defensive backs coach at Cal Poly-Pomona from 1974-76 and at San Jose State from 1977-78. Skipper moved to running backs coach at Pacific (1979) and then at Oregon (1980-82) before moving to the professional ranks.

Raised in Brawley, Calif., Skipper and his wife, EIMarie, have three sons – Kelly, Timmy and Courtney. His son Kelly is the running backs coach for the Oakland Raiders, Timmy is the linebackers coach for Fresno State and Courtney is an academic advisor at Arizona State.

#### **Jim Skipper Coaching Ledger:**

**2011-12:** Running Backs, Tennessee Titans  
**2006-10:** Assistant Head Coach/Running Backs, Carolina Panthers  
**2002-05:** Running Backs, Carolina Panthers  
**2001:** Head Coach, San Francisco Demons (XFL)  
**2000:** Assistant Head Coach/Running Backs, New York Giants  
**1997-99:** Offensive Coordinator/Running Backs, New York Giants  
**1996:** Running Backs, Arizona Cardinals  
**1986-95:** Running Backs, New Orleans Saints  
**1983-85:** Running Backs, Philadelphia/Baltimore Stars (USFL)  
**1980-82:** Running Backs, University of Oregon  
**1979:** Running Backs, Pacific  
**1977-78:** Defensive Backs, San Jose State  
**1974-76:** Defensive Backs, Cal Poly-Pomona



## ARTHUR SMITH

### Offensive Assistant/Quality Control


Arthur Smith enters his second season with the Titans and first as offensive assistant/quality control coach. In his first year with the team, he assisted the defense as a defensive assistant/quality control coach.

Smith spent two years as the defensive quality control coach for the Washington Redskins from 2007-08. During the spring of 2007, he worked as a college scouting assistant for the Redskins. In 2010, he worked at Ole Miss as an administrative assistant/defensive intern and worked primarily with the linebackers. Smith graduated from North Carolina and played offensive line before joining the coaching staff for one season (2006) as a graduate assistant, where he worked with the offensive line.

Born and raised in Memphis, Tenn., he went to high school at Georgetown Prep (North Bethesda, Md.). Smith and his wife Allison currently live in Nashville.

#### **Arthur Smith Coaching Ledger:**

**2012:** Offensive Assistant/Quality Control, Tennessee Titans  
**2011:** Defensive Assistant/Quality Control, Tennessee Titans  
**2010:** Administrative Assistant/Defensive Intern, University of Mississippi  
**2007-08:** Defensive Assistant/Quality Control, Washington Redskins  
**2006:** Graduate Assistant, University of North Carolina





## JOHN ZERNHELDTight Ends

John Zernhelt is in his seventh season with the Titans and eighth NFL season. A 36-year veteran of coaching, Zernhelt joined the Titans after one season as tight ends coach with the New York Jets.

Last year, Jared Cook posted the second-best season by a tight end in franchise history. His 759 yards ranked second only to Frank Wycheck's 1998 season (768 yards). Craig Stevens also established himself as a solid all-around tight end, who signed a long-term deal with the team during the offseason.

Under his Zernhelt's guidance, Bo Scaife posted 251 receptions over his six years with the Titans (2005-10). Scaife led the team with 58 grabs in 2008. His six-year reception total with Tennessee ranked 10th among NFL tight ends over that period and ranked second in franchise history for career receptions by a tight end.

As an extension of the offensive line, the tight ends are a key part of the Titans run-game. They helped the team rank in the top 10 in rushing in four of the last six seasons with 2,000 team rushing yards in each of those four campaigns. In 2009, their efforts helped Chris Johnson reach the historic 2,000-yard rushing landmark, becoming just the sixth individual in NFL history to do so.

Prior to joining the NFL, Zernhelt spent 28 seasons in the college ranks, including one year as head coach at the Citadel in 2004. He served as offensive coordinator in 2003 at the Citadel, before rising to head coach.

Zernhelt spent four seasons as offensive coordinator/offensive line coach (1999-2002) at James Madison. Before joining James Madison, he made stops as an offensive line coach at South Carolina (1996-98), Duke (1994-95), Rice (1992-93), Maryland (1987-91), East Carolina (1982-86), Marshall (1981) and Ferrum College (1977-80). At both Rice and Duke,

Zernhelt worked with former Titans offensive coordinator Mike Heimerdinger.

A graduate of Maryland, Zernhelt enjoyed a stellar playing career for the Terrapins as an offensive lineman, earning three ACC championships and playing in the Liberty, Gator and Cotton Bowls during his career. He was recognized for his achievements in October 2002 by his induction into the Pennsylvania Sports Hall of Fame for the Allen-Rogowicz Chapter.

A native of Newtown, Pa., Zernhelt and his wife Katie have one son, John Paul.



### **John Zernhelt Coaching Ledger:**

- 2006-12:** Tight Ends, Tennessee Titans
- 2005:** Tight Ends, New York Jets
- 2004:** Head Coach, The Citadel
- 2003:** Offensive Coordinator, The Citadel
- 1999-02:** Offensive Coordinator/Off. Line, James Madison
- 1996-98:** Offensive Line, South Carolina
- 1994-95:** Offensive Line, Duke
- 1992-93:** Offensive Line, Rice
- 1987-91:** Offensive Line, Maryland
- 1982-86:** Offensive Line, East Carolina
- 1981:** Offensive Line, Marshall
- 1977-80:** Offensive Line, Ferrum College





# TENNESSEE TITANS

**VETERANS & DRAFT PICKS**

## TENNESSEE TITANS ALPHABETICAL ROSTER

NO.	NAME	POS.	HT.	WT.	BIRTHDATE	EXP.	COLLEGE	HOMETOWN	ACQUIRED
38	Afalava, Al	S	5-11	212	1/20/87	3	Oregon State	Laie, Hawaii	FA-'12
81	Aguilar, Devin	WR	5-11	200	10/22/88	R	Washington	Denver, Colo.	FA-'12
54	Amano, Eugene	G/C	6-3	300	3/1/82	9	SE Missouri State	San Diego, Calif.	D7-'04
56	Ayers, Akeem	LB	6-3	254	7/10/89	2	UCLA	Los Angeles, Calif.	D2-'11
26	Babineaux, Jordan	S	6-0	210	8/31/82	9	Southern Arkansas	Port Arthur, Texas	UFA (SEA)-'11
57	Bailey, Patrick	LB	6-4	235	11/19/85	5	Duke	Elmendorf, Texas	W (PIT)-'10
98	Ball, Dave	DE	6-5	255	1/4/81	8	UCLA	Dixon, Calif.	FA-'08
46o	Barden, Brandon	TE	6-4	251	3/15/89	R	Vanderbilt	Lincolnton, Ga.	FA-'12
3	Batson, Will	P/K	6-3	210	9/8/86	R	Killen, Ala.	North Alabama	FA-'12
72o	Bias, George	G/T	6-2	312	12/3/89	R	Houston, Texas	Stephen F. Austin	FA-'12
2	Bironas, Rob	K	6-0	210	1/29/78	8	Ga. Southern/Auburn	Louisville, Ky.	FA-'05
48	Brinkley, Beau	LS/TE	6-4	237	1/25/90	R	Missouri	Kearney, Mo.	FA-'12
18	Britt, Kenny	WR	6-3	215	9/19/88	4	Rutgers	Bayonne, N.J.	D1-'09
55	Brown, Zach	LB	6-1	242	10/23/89	R	North Carolina	Estill, S.C.	D2-'12
62o	Burden, Chandler	G	6-4	315	11/17/89	R	Kentucky	Blue Ash, Ohio	FA-'12
37	Campbell, Tommie	DB	6-3	205	9/19/87	2	California (Pa.)	Aliquippa, Pa.	D7b-'11
99	Casey, Jurrell	DT	6-1	300	12/5/89	2	Southern California	Long Beach, Calif.	D3-'11
69	Clayton, Zach	DT	6-2	299	1/1/88	2	Auburn	Opelika, Ala.	D7a-'11
89	Cook, Jared	TE	6-5	248	4/7/87	4	South Carolina	Suwanee, Ga.	D3a-'09
58	Cooper, Jon	C	6-2	291	10/1/86	3	Oklahoma	Fort Collins, Colo.	FA-'12
75	Dawson, Keyunta	DE	6-3	265	9/13/85	5	Texas Tech	Shreveport, La.	FA-'12
82	Deadder, Chase	WR	6-4	224	11/20/88	R	Sacramento State	Modesto, Calif.	FA-'12
69o	DeVan, Kyle	G	6-2	306	2/10/85	4	Oregon State	Sacramento, Calif.	FA-'12
53	Diles, Zac	LB	6-2	245	6/11/85	6	Kansas State	Abilene, Texas	FA-'12
72d	Divens, Lamar	DT	6-3	335	11/12/85	4	Tennessee State	Fayetteville, Tenn.	FA-'12
36	Donaldson, Herb	RB	5-11	221	12/13/85	1	Western Illinois	St. Louis, Mo.	FA-'10
78	Douzable, Leger	DE	6-4	284	5/31/86	4	Central Florida	Tampa, Fla.	FA-'12
77	Durand, Ryan	G	6-5	301	11/17/85	2	Syracuse	Walpole, N.H.	D7a-'09
79	Egboh, Pannel	DE	6-6	287	3/23/86	1	Stanford	Mesquite, Texas	FA-'10
16	Evans, LaQuinton	WR	6-1	203	7/12/90	R	Southern	Mansfield, La.	FA-'12
80	Graham, Cameron	TE	6-3	244	2/6/89	1	Louisville	Inglewood, Calif.	FA-'11
33	Griffin, Michael	S	6-0	203	1/4/85	6	Texas	Austin, Texas	D1-'07
23	Harper, Jamie	RB	5-11	233	9/11/89	2	Clemson	Jacksonville, Fla.	D4b-'11
62d	Harris, DaJohn	DT	6-3	306	1/24/89	R	Southern California	Inglewood, Calif.	FA-'12
64	Harris, Leroy	G/C	6-3	303	6/6/84	6	N.C. State	Raleigh, N.C.	D4a-'07
8	Hasselbeck, Matt	QB	6-4	225	9/25/75	14	Boston College	Norfolk, Mass.	UFA (SEA)-'11
35	Hawkins, Chris	CB	6-1	184	4/12/86	2	Louisiana State	Baton Rouge, La.	FA-'10
87	Hawkins, Lavelle	WR	5-11	194	7/12/86	5	California	Stockton, Calif.	D4b-'08
73	Hutchinson, Steve	G	6-5	313	11/11/77	12	Michigan	Fort Lauderdale, Fla.	FA-'12
28	Johnson, Chris	RB	5-11	191	9/23/85	5	East Carolina	Orlando, Fla.	D1-'08
44	Johnson, Quinn	FB	6-1	263	9/30/86	4	Louisiana State	New Orleans, La.	T (GB)-'11
32	Johnson, Robert	S	6-2	206	2/13/87	2	Utah	Los Angeles, Calif.	D5-'10
6	Kern, Brett	P	6-2	217	2/17/86	5	Toledo	Grand Island, N.Y.	W (DEN)-'09
19	Kirkendoll, James	WR	5-10	186	8/14/89	1	Texas	Round Rock, Texas	FA-'11
97	Klug, Karl	DL	6-3	275	3/31/88	2	Iowa	Caledonia, Minn.	D5-'11
70	Kropog, Troy	T/G	6-6	308	7/31/86	3	Tulane	Metairie, La.	D4b-'09
10	Locker, Jake	QB	6-3	234	6/15/88	2	Washington	Ferndale, Wash.	D1-'11
50	Malast, Kevin	LB	6-2	235	6/6/86	1	Rutgers	Manchester, N.J.	FA-'11
83	Mariani, Marc	WR	6-1	190	5/2/87	3	Montana	Havre, Mont.	D7a-'10
94	Marks, Sen'Derrick	DT	6-2	294	2/23/87	4	Auburn	Mobile, Ala.	D2-'09
31	Martin, Markelle	S	6-0	207	6/20/90	R	Oklahoma State	Wichita Falls, Texas	D6-'12
67d	Martin, Mike	DT	6-1	306	9/1/90	R	Michigan	Detroit, Mich.	D3-'12
60	Matthews, Kevin	C	6-3	302	2/4/87	2	Texas A&M	Houston, Texas	FA-'10
52	McCarthy, Colin	LB	6-1	238	5/30/88	2	Miami (Fla.)	Tampa, Fla.	D4a-'11
30	McCourty, Jason	CB	6-0	188	8/13/87	4	Rutgers	Montvale, N.J.	D6a-'09
51	McRath, Gerald	LB	6-3	228	6/16/86	4	Southern Mississippi	Powder Springs, Ga.	D4a-'09
42	Mooney, Collin	FB	5-10	247	4/3/86	R	Army	Katy, Texas	FA-'12
91	Morgan, Derrick	DE	6-3	278	1/6/89	3	Georgia Tech	Coatesville, Pa.	D1-'10
29	Mouton, Ryan	CB	5-9	184	9/23/86	4	Hawaii	Houston, Texas	D3b-'09
15	Murdock, O.J.	WR	5-11	200	2/15/87	2	Fort Hays State	Tampa, Fla.	FA-'11

## TENNESSEE TITANS ALPHABETICAL ROSTER (CONTINUED)

NO.	NAME	POS.	HT.	WT.	BIRTHDATE	EXP.	COLLEGE	HOMETOWN	ACQUIRED
66	Otto, Mike	T	6-5	310	7/24/83	5	Purdue	Kokomo, Ind.	D7-'07
14	Preston, Michael	WR	6-5	206	6/1/89	1	Heidelberg	Euclid, Ohio	FA-'11
39	Reynaud, Darius	RB	5-9	201	12/29/84	4	West Virginia	Luling, La.	FA-'12
21	Ringer, Javon	RB	5-9	213	2/2/87	4	Michigan State	Dayton, Ohio	D5-'09
71	Roos, Michael	T	6-7	320	10/5/82	8	Eastern Washington	Vancouver, Wash.	D2-'05
41	Scott, Christian	S	5-11	220	1/9/89	R	Texas	Dallas, Texas	FA-'12
24	Sensabaugh, Coty	CB	5-11	189	11/15/88	R	Clemson	Kingsport, Tenn.	D4-'12
59	Shaw, Tim	LB	6-1	236	3/27/84	5	Penn State	Livonia, Mich.	W (CHI)-'10
96	Sheppard, Malcolm	DL	6-2	289	2/13/88	3	Arkansas	Bainbridge, Ga.	FA-'10
11	Smith, Rusty	QB	6-5	226	1/28/87	3	Florida Atlantic	Jacksonville, Fla.	D6a-'10
93	Smith, Shaun	DT	6-2	325	8/19/81	9	South Carolina	Brooklyn, N.Y.	UFA (KC)-'11
90	Solomon, Scott	DE	6-3	262	11/5/88	R	Rice	San Antonio, Texas	D7-'12
5	Stephens, Nick	QB	6-3	230	5/19/87	R	Tarleton State	Flower Mound, Texas	FA-'12
88	Stevens, Craig	TE	6-3	268	9/1/84	5	California	San Pedro, Calif.	D3-'08
76	Stewart, David	T	6-7	315	8/28/82	8	Mississippi State	Moulton, Ala.	D4b-'05
68	Stingily, Byron	T	6-5	313	9/9/88	2	Louisville	Country Club Hills, Ill.	D6-'11
84	Thompson, Taylor	TE	6-6	268	10/19/89	R	Southern Methodist	Prosper, Texas	D5-'12
61	Velasco, Fernando	C/G	6-4	312	2/22/85	3	Georgia	Wrens, Ga.	FA-'08
20	Verner, Alterraun	CB	5-10	187	12/13/88	3	UCLA	Carson, Calif.	D4-'10
67o	Vlachos, William	C	6-1	300	5/26/88	R	Alabama	Birmingham, Ala.	FA-'12
85	Washington, Nate	WR	6-1	177	8/28/83	8	Tiffin	Toledo, Ohio	UFA (PIT)-'09
46d	Watkins, Alex	LB	6-2	237	9/17/89	R	Alabama	Brownsville, Tenn.	FA-'12
22	Wheatley, Terrence	CB	5-9	185	5/5/85	3	Colorado	Walnut Creek, Calif.	FA-'11
17	Williams, Damian	WR	6-1	199	5/26/88	3	Southern California	Springdale, Ark.	D3a-'10
95	Wimbley, Kamerion	DE	6-4	255	10/13/83	7	Florida State	Wichita, Kansas	FA-'12
92	Witherspoon, Will	LB	6-1	240	8/19/80	11	Georgia	Panama City, Fla.	FA-'10
12	Woods, D.J.	WR	5-11	180	11/29/89	R	Cincinnati	Strongsville, Ohio	FA-'12
13	Wright, Kendall	WR	5-10	196	11/12/89	R	Baylor	Pittsburg, Texas	D1-'12

Active Roster Count: 88

As of July 19, 2012

**HEAD COACH:** MIKE MUNCHAK

**ASSISTANT COACHES:** JERRY GRAY (defensive coordinator), CHRIS PALMER (offensive coordinator), STEVE WATTERSON (asst. head coach/strength and conditioning), STEVE BROWN (asst. secondary), FRANK BUSH (linebackers), JONATHAN GANNON (defensive asst./quality control), NATE KACZOR (asst. offensive line), DOWELL LOGGAINS (quarterbacks), ALAN LOWRY (special teams), BRUCE MATTHEWS (offensive line), BRETT MAXIE (secondary), KEITH MILLARD (defensive asst./pass rush specialist), CHET PARLAVECCHIO (special teams asst.), DAVE RAGONE (wide receivers), TRACY ROCKER (defensive line), JIM SKIPPER (running backs), ARTHUR SMITH (offensive asst./quality control), JOHN ZERNHELT (tight ends)

**PRONUNCIATION GUIDE:**

Eugene AMANO . . . . .uh-MAHN-oh	LEGER DOUZABLE . . .LEE-JHAY DOO-zub-ul	Kevin MALAST . . . . .MUH-last
Jordan BABINEAUX . .BAB-in-oh	Karl KLUG . . . . .KLOOG	Byron STINGILY . . . . .STING-lee
Rob BIRONAS . . . . .bur-OWN-us	Marc MARIANI . . . . .MARY-annie	ALTERRAUN Verner . . . . .AL-ter-on

**HOW ACQUIRED KEY:** FA (free agent), UFA (unrestricted free agent), RFA (restricted free agent), D (draft pick), W (waivers), T (trade)

## TENNESSEE TITANS NUMERICAL ROSTER

NO.	NAME	POS.	HT.	WT.	AGE	EXP.	COLLEGE	HOMETOWN	ACQUIRED
2	Rob Bironas	K	6-0	210	34	8	Ga. Southern/Auburn	Louisville, Ky.	FA-'05
3	Will Batson	P/K	6-3	210	25	R	North Alabama	Killen, Ala.	FA-'12
5	Nick Stephens	QB	6-3	230	25	R	Tarleton State	Flower Mound, Texas	FA-'12
6	Brett Kern	P	6-2	217	26	5	Toledo	Grand Island, N.Y.	W (DEN)-'09
8	Matt Hasselbeck	QB	6-4	225	36	14	Boston College	Norfolk, Mass.	UFA (SEA)-'11
10	Jake Locker	QB	6-3	234	24	2	Washington	Ferndale, Wash.	D1-'11
11	Rusty Smith	QB	6-5	226	25	3	Florida Atlantic	Jacksonville, Fla.	D6a-'10
12	D.J. Woods	WR	5-11	180	22	R	Cincinnati	Strongsville, Ohio	FA-'12
13	Kendall Wright	WR	5-10	196	22	R	Baylor	Pittsburg, Texas	D1-'12
14	Michael Preston	WR	6-5	206	23	1	Heidelberg	Euclid, Ohio	FA-'11
15	O.J. Murdock	WR	5-11	200	25	2	Fort Hays State	Tampa, Fla.	FA-'11
16	LaQuinton Evans	WR	6-1	203	22	R	Southern	Mansfield, La.	FA-'12
17	Damian Williams	WR	6-1	199	24	3	Southern California	Springdale, Ark.	D3a-'10
18	Kenny Britt	WR	6-3	215	23	4	Rutgers	Bayonne, N.J.	D1-'09
19	James Kirkendoll	WR	5-10	186	22	1	Texas	Round Rock, Texas	FA-'11
20	Alterraun Verner	CB	5-10	187	23	3	UCLA	Carson, Calif.	D4-'10
21	Javon Ringer	RB	5-9	213	25	4	Michigan State	Dayton, Ohio	D5-'09
22	Terrence Wheatley	CB	5-9	185	27	3	Colorado	Walnut Creek, Calif.	FA-'11
23	Jamie Harper	RB	5-11	233	22	2	Clemson	Jacksonville, Fla.	D4b-'11
24	Coty Sensabaugh	CB	5-11	189	23	R	Clemson	Kingsport, Tenn.	D4-'12
26	Jordan Babineaux	S	6-0	210	29	9	Southern Arkansas	Port Arthur, Texas	UFA (SEA)-'11
28	Chris Johnson	RB	5-11	191	26	5	East Carolina	Orlando, Fla.	D1-'08
29	Ryan Mouton	CB	5-9	184	25	4	Hawaii	Houston, Texas	D3b-'09
30	Jason McCourty	CB	6-0	188	24	4	Rutgers	Montvale, N.J.	D6a-'09
31	Markelle Martin	S	6-0	207	22	R	Oklahoma State	Wichita Falls, Texas	D6-'12
32	Robert Johnson	S	6-2	206	25	2	Utah	Los Angeles, Calif.	D5-'10
33	Michael Griffin	S	6-0	203	27	6	Texas	Austin, Texas	D1-'07
35	Chris Hawkins	CB	6-1	184	26	2	Louisiana State	Baton Rouge, La.	FA-'10
36	Herb Donaldson	RB	5-11	221	26	1	Western Illinois	St. Louis, Mo.	FA-'10
37	Tommie Campbell	DB	6-3	205	24	2	California (Pa.)	Aliquippa, Pa.	D7b-'11
38	Al Afalava	S	5-11	212	25	3	Oregon State	Laie, Hawaii	FA-'12
39	Darius Reynaud	RB	5-9	201	27	4	West Virginia	Luling, La.	FA-'12
41	Christian Scott	S	5-11	220	23	R	Texas	Dallas, Texas	FA-'12
42	Collin Mooney	FB	5-10	247	26	R	Army	Katy, Texas	FA-'12
44	Quinn Johnson	FB	6-1	263	25	4	Louisiana State	New Orleans, La.	T (GB)-'11
46o	Brandon Barden	TE	6-4	251	23	R	Vanderbilt	Lincolnton, Ga.	FA-'12
46d	Alex Watkins	LB	6-2	237	22	R	Alabama	Brownsville, Tenn.	FA-'12
48	Beau Brinkley	LS/TE	6-4	237	22	R	Missouri	Kearney, Mo.	FA-'12
50	Kevin Malast	LB	6-2	235	26	1	Rutgers	Manchester, N.J.	FA-'11
51	Gerald McRath	LB	6-3	228	26	4	Southern Mississippi	Powder Springs, Ga.	D4a-'09
52	Colin McCarthy	LB	6-1	238	24	2	Miami (Fla.)	Tampa, Fla.	D4a-'11
53	Zac Diles	LB	6-2	245	27	6	Kansas State	Abilene, Texas	FA-'12
54	Eugene Amano	C/G	6-3	300	30	9	SE Missouri State	San Diego, Calif.	D7-'04
55	Zach Brown	LB	6-1	242	22	R	North Carolina	Estill, S.C.	D2-'12
56	Akeem Ayers	LB	6-3	254	23	2	UCLA	Los Angeles, Calif.	D2-'11
57	Patrick Bailey	LB	6-4	235	26	5	Duke	Elmendorf, Texas	W (PIT)-'10
58	Jon Cooper	C	6-2	291	25	3	Oklahoma	Fort Collins, Colo.	FA-'12
59	Tim Shaw	LB	6-1	236	28	5	Penn State	Livonia, Mich.	W (CHI)-'10
60	Kevin Matthews	C	6-3	302	25	2	Texas A&M	Houston, Texas	FA-'10
61	Fernando Velasco	C/G	6-4	312	27	3	Georgia	Wrens, Ga.	FA-'08
62o	Chandler Burden	G	6-4	315	22	R	Kentucky	Blue Ash, Ohio	FA-'12
62d	DaJohn Harris	DT	6-3	306	23	R	Southern California	Inglewood, Calif.	FA-'12
64	Leroy Harris	G/C	6-3	303	28	6	N.C. State	Raleigh, N.C.	D4a-'07
66	Mike Otto	T	6-5	310	28	5	Purdue	Kokomo, Ind.	D7-'07
67d	Mike Martin	DT	6-1	306	21	R	Michigan	Detroit, Mich.	D3-'12
67o	William Vlachos	C	6-1	300	24	R	Alabama	Birmingham, Ala.	FA-'12
68	Byron Stingily	T	6-5	313	23	2	Louisville	Country Club Hills, Ill.	D6-'11
69d	Zach Clayton	DT	6-2	299	24	2	Auburn	Opelika, Ala.	D7a-'11
69o	Kyle DeVan	G	6-2	306	27	4	Oregon State	Sacramento, Calif.	FA-'12
70	Troy Kropog	T/G	6-6	308	25	3	Tulane	Metairie, La.	D4b-'09

## TENNESSEE TITANS NUMERICAL ROSTER (CONTINUED)

NO.	NAME	POS.	HT.	WT.	AGE	EXP.	COLLEGE	HOMETOWN	ACQUIRED
71	Michael Roos	T	6-7	320	29	8	Eastern Washington	Vancouver, Wash.	D2-'05
72o	George Bias	G/T	6-2	312	22	R	Stephen F. Austin	Houston, Texas	FA-'12
72d	Lamar Divens	DT	6-3	335	26	4	Tennessee State	Fayetteville, Tenn.	FA-'12
73	Steve Hutchinson	G	6-5	313	34	12	Michigan	Fort Lauderdale, Fla.	FA-'12
75	Keyunta Dawson	DE	6-3	265	26	5	Texas Tech	Shreveport, La.	FA-'12
76	David Stewart	T	6-7	315	29	8	Mississippi State	Moulton, Ala.	D4b-'05
77	Ryan Durand	G	6-5	301	26	2	Syracuse	Walpole, N.H.	D7a-'09
78	Leger Douzable	DE	6-4	284	26	4	Central Florida	Tampa, Fla.	FA-'12
79	Pannel Egboh	DE	6-6	287	26	1	Stanford	Mesquite, Texas	FA-'10
80	Cameron Graham	TE	6-3	244	23	1	Louisville	Inglewood, Calif.	FA-'11
81	Devin Aguilar	WR	5-11	200	23	R	Washington	Denver, Colo.	FA-'12
82	Chase Deadder	WR	6-4	224	23	R	Sacramento State	Modesto, Calif.	FA-'12
83	Marc Mariani	WR	6-1	190	25	3	Montana	Havre, Mont.	D7a-'10
84	Taylor Thompson	TE	6-6	268	22	R	Southern Methodist	Prosper, Texas	D5-'12
85	Nate Washington	WR	6-1	177	28	8	Tiffin	Toledo, Ohio	UFA (PIT)-'09
87	Lavelle Hawkins	WR	5-11	194	26	5	California	Stockton, Calif.	D4b-'08
88	Craig Stevens	TE	6-3	268	27	5	California	San Pedro, Calif.	D3-'08
89	Jared Cook	TE	6-5	248	25	4	South Carolina	Suwanee, Ga.	D3a-'09
90	Scott Solomon	DE	6-3	262	23	R	Rice	San Antonio, Texas	D7-'12
91	Derrick Morgan	DE	6-3	278	23	3	Georgia Tech	Coatesville, Pa.	D1-'10
92	Will Witherspoon	LB	6-1	240	31	11	Georgia	Panama City, Fla.	FA-'10
93	Shaun Smith	DT	6-2	325	30	9	South Carolina	Brooklyn, N.Y.	UFA (KC)-'11
94	Sen'Derrick Marks	DT	6-2	294	25	4	Auburn	Mobile, Ala.	D2-'09
95	Kameron Wimbley	DE	6-4	255	28	7	Florida State	Wichita, Kansas	FA-'12
96	Malcolm Sheppard	DL	6-2	289	24	3	Arkansas	Bainbridge, Ga.	FA-'10
97	Karl Klug	DL	6-3	275	24	2	Iowa	Caledonia, Minn.	D5-'11
98	Dave Ball	DE	6-5	255	31	8	UCLA	Dixon, Calif.	FA-'08
99	Jurrell Casey	DT	6-1	300	22	2	Southern California	Long Beach, Calif.	D3-'11

Active Roster Count: 88

As of July 19, 2012

**HEAD COACH:** MIKE MUNCHAK

**ASSISTANT COACHES:** JERRY GRAY (defensive coordinator), CHRIS PALMER (offensive coordinator), STEVE WATTERSON (asst. head coach/strength and conditioning), STEVE BROWN (asst. secondary), FRANK BUSH (linebackers), JONATHAN GANNON (defensive asst./quality control), NATE KACZOR (asst. offensive line), DOWELL LOGGAINS (quarterbacks), ALAN LOWRY (special teams), BRUCE MATTHEWS (offensive line), BRETT MAXIE (secondary), KEITH MILLARD (defensive asst./pass rush specialist), CHET PARLAVECCHIO (special teams asst.), DAVE RAGONE (wide receivers), TRACY ROCKER (defensive line), JIM SKIPPER (running backs), ARTHUR SMITH (offensive asst./quality control), JOHN ZERNHELT (tight ends)

**HOW ACQUIRED KEY:** FA (free agent), UFA (unrestricted free agent), RFA (restricted free agent), D (draft pick), W (waivers), T (trade)

## TITANS POSITIONAL ROSTER - OFFENSE

### QUARTERBACKS (4)

8	Hasselbeck, Matt	QB	6-4	225	9/25/75	14	Boston College	Norfolk, Mass.	UFA (SEA)-'11
10	Locker, Jake	QB	6-3	234	6/15/88	2	Washington	Ferndale, Wash.	D1-'11
11	Smith, Rusty	QB	6-5	226	1/28/87	3	Florida Atlantic	Jacksonville, Fla.	D6a-'10
5	Stephens, Nick	QB	6-3	230	5/19/87	R	Tarleton State	Flower Mound, Texas	FA-'12

### RUNNING BACKS/FULLBACKS (7)

36	Donaldson, Herb	RB	5-11	221	12/13/85	1	Western Illinois	St. Louis, Mo.	FA-'10
23	Harper, Jamie	RB	5-11	233	9/11/89	2	Clemson	Jacksonville, Fla.	D4b-'11
28	Johnson, Chris	RB	5-11	191	9/23/85	5	East Carolina	Orlando, Fla.	D1-'08
44	Johnson, Quinn	FB	6-1	263	9/30/86	4	Louisiana State	New Orleans, La.	T (GB)-'11
42	Mooney, Collin	FB	5-10	247	4/3/86	R	Army	Katy, Texas	FA-'12
39	Reynaud, Darius	RB	5-9	201	12/29/84	4	West Virginia	Luling, La.	FA-'12
21	Ringer, Javon	RB	5-9	213	2/2/87	4	Michigan State	Dayton, Ohio	D5-'09

### WIDE RECEIVERS (13)

81	Aguilar, Devin	WR	5-11	200	10/22/88	R	Washington	Denver, Colo.	FA-'12
18	Britt, Kenny	WR	6-3	215	9/19/88	4	Rutgers	Bayonne, N.J.	D1-'09
82	Deadder, Chase	WR	6-4	224	11/20/88	R	Sacramento State	Modesto, Calif.	FA-'12
16	Evans, LaQuinton	WR	6-1	203	7/12/90	R	Southern	Mansfield, La.	FA-'12
87	Hawkins, Lavelle	WR	5-11	194	7/12/86	5	California	Stockton, Calif.	D4b-'08
19	Kirkendoll, James	WR	5-10	186	8/14/89	1	Texas	Round Rock, Texas	FA-'11
83	Mariani, Marc	WR	6-1	190	5/2/87	3	Montana	Havre, Mont.	D7a-'10
15	Murdock, O.J.	WR	5-11	200	2/15/87	2	Fort Hays State	Tampa, Fla.	FA-'11
14	Preston, Michael	WR	6-5	206	6/1/89	1	Heidelberg	Euclid, Ohio	FA-'11
85	Washington, Nate	WR	6-1	177	8/28/83	8	Tiffin	Toledo, Ohio	UFA (PIT)-'09
17	Williams, Damian	WR	6-1	199	5/26/88	3	Southern California	Springdale, Ark.	D3a-'10
12	Woods, D.J.	WR	5-11	180	11/29/89	R	Cincinnati	Strongsville, Ohio	FA-'12
13	Wright, Kendall	WR	5-10	196	11/12/89	R	Baylor	Pittsburg, Texas	D1-'12

### TIGHT ENDS (6)

46o	Barden, Brandon	TE	6-4	251	3/15/89	R	Vanderbilt	Lincolnton, Ga.	FA-'12
48	Brinkley, Beau	TE	6-4	237	1/25/90	R	Missouri	Kearney, Mo.	FA-'12
89	Cook, Jared	TE	6-5	248	4/7/87	4	South Carolina	Suwanee, Ga.	D3a-'09
80	Graham, Cameron	TE	6-3	244	2/6/89	1	Louisville	Inglewood, Calif.	FA-'11
88	Stevens, Craig	TE	6-3	268	9/1/84	5	California	San Pedro, Calif.	D3-'08
84	Thompson, Taylor	TE	6-6	268	10/19/89	R	Southern Methodist	Prosper, Texas	D5-'12

### CENTERS (4)

54	Amano, Eugene	C/G	6-3	300	3/1/82	9	SE Missouri State	San Diego, Calif.	D7-'04
58	Cooper, Jon	C	6-2	291	10/1/86	3	Oklahoma	Fort Collins, Colo.	FA-'12
60	Matthews, Kevin	C	6-3	302	2/4/87	2	Texas A&M	Houston, Texas	FA-'10
67o	Vlachos, William	C	6-1	300	5/26/88	R	Alabama	Birmingham, Ala.	FA-'12

### GUARDS (7)

72o	Bias, George	G/T	6-2	312	12/3/89	R	Stephen F. Austin	Houston, Texas	FA-'12
62o	Burden, Chandler	G	6-4	315	11/17/89	R	Kentucky	Blue Ash, Ohio	FA-'12
69o	DeVan, Kyle	G	6-2	306	2/10/85	4	Oregon State	Sacramento, Calif.	FA-'12
77	Durand, Ryan	G	6-5	301	11/17/85	2	Syracuse	Walpole, N.H.	D7a-'09
64	Harris, Leroy	G/C	6-3	303	6/6/84	6	N.C. State	Raleigh, N.C.	D4a-'07
73	Hutchinson, Steve	G	6-5	313	11/1/77	12	Michigan	Fort Lauderdale, Fla.	FA-'12
61	Velasco, Fernando	C/G	6-4	312	2/22/85	3	Georgia	Wrens, Ga.	FA-'08

### TACKLES (5)

70	Kropog, Troy	T/G	6-6	308	7/31/86	3	Tulane	Metairie, La.	D4b-'09
66	Otto, Mike	T	6-5	310	7/24/83	5	Purdue	Kokomo, Ind.	D7-'07
71	Roos, Michael	T	6-7	320	10/5/82	8	Eastern Washington	Vancouver, Wash.	D2-'05
76	Stewart, David	T	6-7	315	8/28/82	8	Mississippi State	Moulton, Ala.	D4b-'05
68	Stingily, Byron	T	6-5	313	9/9/88	2	Louisville	Country Club Hills, Ill.	D6-'11

### PLACEKICKERS (1)

2	Bironas, Rob	K	6-0	210	1/29/78	8	Ga. Southern/Auburn	Louisville, Ky.	FA-'05
---	--------------	---	-----	-----	---------	---	---------------------	-----------------	--------

## TITANS POSITIONAL ROSTER - DEFENSE

### DEFENSIVE ENDS (8)

98	Ball, Dave	DE	6-5	255	1/4/81	8	UCLA	Dixon, Calif.	FA-'08
75	Dawson, Keyunta	DE	6-3	265	9/13/85	5	Texas Tech	Shreveport, La.	FA-'12
78	Douzable, Leger	DE	6-4	284	5/31/86	4	Central Florida	Tampa, Fla.	FA-'12
79	Egboh, Pannel	DE	6-6	287	3/23/86	1	Stanford	Mesquite, Texas	FA-'10
90	Morgan, Derrick	DE	6-3	278	1/6/89	3	Georgia Tech	Coatesville, Pa.	D1-'10
96	Sheppard, Malcolm	DL	6-2	289	2/13/88	3	Arkansas	Bainbridge, Ga.	FA-'10
90	Solomon, Scott	DE	6-3	262	11/5/88	R	Rice	San Antonio, Texas	D7-'12
95	Wimbley, Kamerion	DE	6-4	255	10/13/83	7	Florida State	Wichita, Kan.	FA-'12

### DEFENSIVE TACKLES (8)

99	Casey, Jurrell	DT	6-1	300	12/5/89	2	Southern California	Long Beach, Calif.	D3-'11
69	Clayton, Zach	DT	6-2	299	1/1/88	2	Auburn	Opelika, Ala.	D7a-'11
72d	Divens, Lamar	DT	6-3	335	11/12/85	4	Tennessee State	Fayetteville, Tenn.	FA-'12
62d	Harris, DaJohn	DT	6-3	306	1/24/89	R	Southern California	Inglewood, Calif.	FA-'12
97	Klug, Karl	DL	6-3	275	3/31/88	2	Iowa	Caledonia, Minn.	D5-'11
94	Marks, Sen'Derrick	DT	6-2	294	2/23/87	4	Auburn	Mobile, Ala.	D2-'09
67d	Martin, Mike	DT	6-1	306	9/1/90	R	Michigan	Detroit, Mich.	D3-'12
93	Smith, Shaun	DT	6-2	325	8/19/81	9	South Carolina	Brooklyn, N.Y.	UFA (KC)-'11

### LINEBACKERS (10)

56	Ayers, Akeem	LB	6-3	254	7/10/89	2	UCLA	Los Angeles, Calif.	D2-'11
57	Bailey, Patrick	LB	6-4	235	11/19/85	5	Duke	Elmendorf, Texas	W (PIT)-'10
55	Brown, Zach	LB	6-1	242	10/23/89	R	North Carolina	Estill, S.C.	D2-'12
53	Diles, Zac	LB	6-2	245	6/11/85	6	Kansas State	Abilene, Texas	FA-'12
50	Malast, Kevin	LB	6-2	235	6/6/86	1	Rutgers	Manchester, N.J.	FA-'11
52	McCarthy, Colin	LB	6-1	238	5/30/88	2	Miami (Fla.)	Tampa, Fla.	D4a-'11
51	McRath, Gerald	LB	6-3	228	6/16/86	4	Southern Mississippi	Powder Springs, Ga.	D4a-'09
59	Shaw, Tim	LB	6-1	236	3/27/84	5	Penn State	Livonia, Mich.	W (CHI)-'10
46d	Watkins, Alex	LB	6-2	237	9/17/89	R	Alabama	Brownsville, Tenn.	FA-'12
92	Witherspoon, Will	LB	6-1	240	8/19/80	11	Georgia	Panama City, Fla.	FA-'10

### CORNERBACKS (7)

37	Campbell, Tommie	DB	6-3	205	9/19/87	2	California (Pa.)	Aliquippa, Pa.	D7b-'11
35	Hawkins, Chris	CB	6-1	184	4/12/86	2	Louisiana State	Baton Rouge, La.	FA-'10
30	McCourty, Jason	CB	6-0	188	8/13/87	4	Rutgers	Montvale, N.J.	D6a-'09
29	Mouton, Ryan	CB	5-9	184	9/23/86	4	Hawaii	Houston, Texas	D3b-'09
24	Sensabaugh, Coty	CB	5-11	189	11/15/88	R	Clemson	Kingsport, Tenn.	D4-'12
20	Verner, Alterraun	CB	5-10	187	12/13/88	3	UCLA	Carson, Calif.	D4-'10
22	Wheatley, Terrence	CB	5-9	185	5/5/85	3	Colorado	Walnut Creek, Calif.	FA-'11

### SAFETIES (6)

38	Afalava, Al	S	5-11	212	1/20/87	3	Oregon State	Laie, Hawaii	FA-'12
26	Babineaux, Jordan	S	6-0	210	8/31/82	9	Southern Arkansas	Port Arthur, Texas	UFA (SEA)-'11
33	Griffin, Michael	S	6-0	203	1/4/85	6	Texas	Austin, Texas	D1-'07
32	Johnson, Robert	S	6-2	206	2/13/87	2	Utah	Los Angeles, Calif.	D5-'10
31	Martin, Markelle	S	6-0	207	6/20/90	R	Oklahoma State	Wichita Falls, Texas	D6-'12
41	Scott, Christian	S	5-11	220	1/9/89	R	Texas	Dallas, Texas	FA-'12

### PUNTERS (2)

3	Batson, Will	P/K	6-3	210	9/8/86	R	North Alabama	Killen, Ala.	FA-'12
6	Kern, Brett	P	6-2	217	2/17/86	5	Toledo	Grand Island, N.Y.	W (DEN)-'09

As of July 19, 2012

## HOW THE TITANS WERE BUILT

YEAR	DRAFTEES (40)	FREE AGENTS (44)	TRADES/WAIVERS (4)
<b>2012</b>	WR Kendall Wright (1) LB Zach Brown (2) DT Mike Martin (3) CB Coty Sensabaugh (4) TE Taylor Thompson (5) S Markelle Martin (6) DE Scott Solomon (7)	S Al Afalava (FA) DE Keyunta Dawson (FA) RB Darius Reynaud (FA) DT Lamar Divens (FA) G Steve Hutchinson (FA) DE Kamerion Wimbley (FA) DE Leger Douzable (FA) WR Devin Aguilar (FA) TE Brandon Barden (FA) P/K Will Batson (FA) G/T George Bias (FA) LS/TE Beau Brinkley (FA) G Chandler Burden (FA) WR Chase Deadder (FA) WR LaQuinton Evans (FA) DT DaJohn Harris (FA) S Christian Scott (FA) QB Nick Stephens (FA) C William Vlachos (FA) LB Alex Watkins (FA) WR D.J. Woods (FA) LB Zac Diles (FA) FB Collin Mooney (FA) G Kyle DeVan (FA) C Jon Cooper (FA)	
<b>2011</b>	QB Jake Locker (1) LB Akeem Ayers (2) DT Jurrell Casey (3) LB Colin McCarthy (4a) RB Jamie Harper (4b) DL Karl Klug (5) T Byron Stingily (6) DT Zach Clayton (7a) DB Tommie Campbell (7b)	QB Matt Hasselbeck (UFA-SEA) DT Shaun Smith (UFA-KC) S Jordan Babineaux (UFA-SEA) WR Kevin Malast (FA) TE Cameron Graham (FA) WR James Kirkendoll (FA) WR O.J. Murdock (FA) WR Michael Preston (FA) CB Terrence Wheatley (FA)	FB Quinn Johnson (W-DEN)
<b>2010</b>	DE Derrick Morgan (1) WR Damian Williams (3a) CB Alterraun Verner (4) S Robert Johnson (5) QB Rusty Smith (6a) WR Marc Mariani (7a)	LB Will Witherspoon (FA) DL Malcolm Sheppard (FA) C Kevin Matthews (FA) DE Pannel Egboh (FA) RB Herb Donaldson (FA) CB Chris Hawkins (FA)	LB Patrick Bailey (W-PIT) LB Tim Shaw (W-CHI)
<b>2009</b>	WR Kenny Britt (1) DT Se'Derrick Marks (2) TE Jared Cook (3a) CB Ryan Mouton (3b) LB Gerald McRath (4a) T Troy Kropog (4b) RB Javon Ringer (5) CB Jason McCourty (6a) G Ryan Durand (7a)	WR Nate Washington (UFA-PIT)	P Brett Kern (W-DEN)
<b>2008</b>	RB Chris Johnson (1) TE Craig Stevens (3) WR Lavelle Hawkins (4b)	DE Dave Ball (FA) C/G Fernando Velasco (FA)	
<b>2007</b>	S Michael Griffin (1) G/C Leroy Harris (4a) T Mike Otto (7)		
<b>2006</b>			
<b>2005</b>	T Michael Roos (2) T David Stewart (4b)	K Rob Bironas (FA)	
<b>2004</b>	C/G Eugene Amano (7b)		



38



## AL AFALAVA

SAFETY • 5'11" • 212 lbs • COLLEGE: OREGON STATE  
 ACQUIRED: FA - 2012 • NFL EXP. (NFL/TITANS): 3/1  
 HOMETOWN: LAIE, HAWAII  
 GAMES PLAYED/GAMES STARTED: 17/13 (PLAYOFFS: 0/0)



**PRO:** The Titans signed Al Afalava (pronounced ah-fah-LAH-vuh) as a free agent in January 2012, hoping the veteran of two previous seasons with the Chicago Bears and Indianapolis Colts could compete as a reserve at safety. The Oregon State product also is expected to contribute immediately on special teams. Afalava started 13 games for the Bears as a rookie in 2009 and contributed on special teams with the Colts in his second campaign.

### CAREER HIGHLIGHTS:

- As a rookie with the Bears in 2009, Afalava started 13 games and ranked second on the team with six passes defensed. He added 53 tackles, two sacks, a forced fumble and fumble recovery.

### CAREER TRANSACTIONS:

- The Kahuku, Hawaii, native was selected by the Chicago Bears in the sixth round (190th overall) of the 2009 NFL Draft.
- Waived by the Bears on Sept. 4, 2010.
- Signed by the Indianapolis Colts on Nov. 23, 2010 and waived on Sept. 3, 2011.
- Signed by the Titans as a free agent on Jan. 5, 2012.

### SEASON RECAPS:

**2011 (0/0):** Spent the season out of football after being waived by the Colts in the final preseason roster cutdown.

**2010 (4/0 - Indianapolis):** Appeared in four games for the Colts and totaled five tackles on special teams.

- Registered a pair of special teams tackles in games vs. Dallas (12/5) and at Tennessee (12/9).

**2009 (13/13 - Chicago):** Started 13 games as a rookie safety for the Bears. Inactive in three additional contests. Totaled 53 tackles, two sacks, six passes defensed, one forced fumble and one fumble recovery. Tied for second on the team in passes defensed.

- At Green Bay (9/13), made his first career start and had three tackles, one pass defensed and one sack. Became the first Bears rookie since Mike Brown in 2000 to start a regular season-opener at safety and the 28th Chicago rookie overall to start on opening day since 1975. He was also the

first Bears rookie at any defensive position to start the season opener since defensive tackle Tommie Harris in 2004.

- At Cincinnati (10/25), posted a season-high 11 tackles.
- At San Francisco (11/12), inactive with a shoulder injury.
- At Minnesota (11/29), registered 10 tackles and one sack.
- Against St. Louis (12/6), recovered his first career fumble and returned it 43 yards.
- Against Green Bay (12/13), had six tackles and his first career forced fumble.
- Against Minnesota (12/28) and at Detroit (1/3), was inactive with a knee injury.

### COLLEGE:

- Started 39 of 47 career games in four seasons at Oregon State. Registered 167 career tackles, 14 passes defensed, three interceptions, one sack, four forced fumbles and three fumble recoveries.
- As a senior (2008), started 11 games and posted 36 tackles and a pair of interceptions.
- As a junior (2007), started 13 games and contributed 64 tackles, three passes defensed, one sack, one forced fumble and two fumble recoveries.
- As a sophomore (2006), appeared in 14 games with nine starts. Totaled 35 tackles, three passes defensed, one interception and one forced fumble.
- As a freshman (2005), appeared in nine games with six starts. Had 32 tackles and two forced fumbles.
- Majored in liberal studies.

### PERSONAL:

- Splits time between Nashville and Kahuku, Hawaii, with his wife, Jerrell, and their son, Darius.
- Named first-team All-State as a senior at Kahuku (Hawaii) High School. Led team to state title and 14-0 record as a junior.
- List of favorites: (movie) "Braveheart"; (TV show) "SportsCenter"; (actor/actress) Denzel Washington; (music artist) Bone Thugs N Harmony; (car) 1986 Monte Carlo; (video game) Madden NFL Football; (food) Samoan food; (sports hero as a child) Michael Jordan; and (sports team other than the Titans) Miami Heat.
- Born Al Afalava on Jan. 20, 1987 in Kahuku, Hawaii.

## AL AFALAVA'S NFL STATISTICS

REGULAR SEASON		TACKLES								INTERCEPTIONS					FUMBLES				
Year	Team	GP	GS	Tot	Solo	Asst	Sk	Yds	QBP	TFL	No	Yds	Lg	TD	PD	FF	FR	Yds	SpT
2009	Chicago	13	13	53	43	10	2.0	23	NA	NA	0	0	-	0	6	1	1	43	0
2010	Indianapolis	4	0	0	0	0	0.0	0	NA	NA	0	0	-	0	0	0	0	0	5
<b>NFL Totals</b>		<b>17</b>	<b>13</b>	<b>53</b>	<b>43</b>	<b>10</b>	<b>2.0</b>	<b>23</b>	<b>NA</b>	<b>NA</b>	<b>0</b>	<b>0</b>	<b>-</b>	<b>0</b>	<b>6</b>	<b>1</b>	<b>1</b>	<b>43</b>	<b>5</b>

### Single-Game Highs

Tackles - 11 at Cincinnati (10/25/09)

Special Teams Tackles - 2 (twice, last at Tennessee, 12/9/10)

54



## EUGENE AMANO

CENTER/GUARD • 6'3" • 300 lbs • COLLEGE: SE MISSOURI STATE  
 ACQUIRED: 7TH ROUND - 2004 • NFL EXP. (NFL/TITANS): 9/9  
 HOMETOWN: SAN DIEGO, CALIF.  
 GAMES PLAYED/GAMES STARTED: 124/68 (PLAYOFFS: 2/2)



**PRO:** Amano is in his ninth NFL season and has been extremely durable having played in all but four games during his career. A strong player with quick feet, he has experience at guard and center at both the college and pro levels. Amano has started 29 games at center over the last two seasons and 31 games at left guard from 2008-2009. In his first four seasons in the NFL, he served primarily as a reserve at both center and guard.

### CAREER HIGHLIGHTS:

- In 2011, Amano started all 16 games and was a member of group that allowed just 24 sacks, which tied for the second-lowest total in the NFL.
- In 2010, Amano was a part of an offensive front that allowed 27 sacks, which tied for sixth-fewest in the NFL. The unit also paved the way for Chris Johnson to finish fourth in the NFL with 1,364 rushing yards.
- In 2009, Amano was a member of an offensive line that blocked for the NFL's second-best rushing attack (162.0 yards per game) and opened holes for Chris Johnson who became just the sixth player in NFL history to rush for 2,000 yards. Also, part of an offensive front that allowed just 16 sacks, the second fewest in the NFL.
- As senior at SE Missouri State, Amano won 1-AA Dave Rimington Award, given annually to top center in college football at each level of competition.

### TITANS TIDBITS:

- Amano spent a June weekend in 2012 in the presence of some distinguished company in Washington, D.C., where he talked football with the president of the Philippines. Amano, who was born in Manila, Philippines, attended a luncheon for Philippines President Benigno Aquino III. He sat at the head table with Aquino and Secretary of State Hillary Clinton.
- Although he was born in the Philippines, Amano lived in the United States from the time he was two months old. His mother, Aida, a nurse, and his father, Eugene, who served in the U.S. Navy for 25 years, were stationed in the Philippines when he was born but then moved to San Diego.
- Amano was honored with his own day by the council members of National City, Calif. June 1, 2010 was proclaimed Eugene Amano Day in his hometown.
- During recent offseasons, the Amano Family Foundation has held free football camps for the youth of National City, Calif.
- Amano developed The Amano Family Foundation in San Diego to benefit inner-city youth.
- Amano's younger brother, Fred, played defensive tackle at San Diego State. The brothers work out frequently together during the offseason. Their older sister, Allison, is an assistant buyer in San Diego.
- In May 2006, Amano received his degree in criminal justice from Southeast Missouri State. After entering the NFL 27 credit hours shy of his diploma, he completed his schooling through online courses, independent study and an internship during the 2006 offseason with the Franklin (Tenn.) Police Department in which he worked with detectives on the squad's drug task force.
- Because he had yet to receive a scholarship offer late in his senior year of high school, Amano planned to walk on to the football team at either San Diego State or the University of New Mexico. But when a coach from Southeast Missouri State called one of Amano's high school coaches inquiring about junior college players in the San Diego area, Amano's coach tried to sell him on Amano playing for the 1-AA school. When the SE Missouri State coaching staff finally saw Amano's game film, they called and offered him a scholarship without even flying him in for an official visit.

### CAREER TRANSACTIONS:

- A native of Manila, Philippines, Amano was selected by the Titans in the seventh round (239th overall) of the 2004 NFL Draft.

### SEASON RECAPS:

- 2011 (16/16):** Started all 16 games at center and was a part of a unit that allowed just 24 sacks, which tied for the second-lowest total in the NFL.
- Against Baltimore (9/18), started at center and was a member of an offensive front that did not allow a sack on 42 pass attempts.
  - Against Denver (9/25), started at center and was a part of an offensive front that provided time for Matt Hasselbeck to amass 311 passing yards.
  - At Cleveland (10/2), started at center and was a member of an offensive line that did not allow a sack. Helped open holes for Chris Johnson to amass 101 rushing yards on 23 carries.
  - At Carolina (11/13), started at center and was a member of an offensive line that opened holes for Titans' ball carriers to gain 172 yards on the ground.
  - Against Tampa Bay (11/27), started at center and was a member of an offensive front that opened holes for Titans' ball carriers to gain 202 yards on the ground, including 190 rush yards by Chris Johnson. Collected his first career NFL reception when he hauled in a batted ball at the line of scrimmage and rumbled seven yards in the third quarter.
- 2010 (13/13):** Started 13 games at center and was a member of an offensive front that opened holes for Titans' ball carriers to gain 1,727 rushing yards in 2010. Part of an offensive front that allowed 27 sacks, which tied for sixth-fewest in the NFL. The unit also paved the way for Chris Johnson to finish fourth in the NFL with 1,364 rushing yards. Placed on injured reserve on Dec. 13, 2010 with a neck injury and missed the final three games.
- Against Oakland (9/12), was a member of an offensive front that opened holes for Titans' rushers to gain 205 yards on the ground.
  - At Jacksonville (10/18), was a part of an offensive front that did not allow a sack in 21 pass attempts. Member of a unit that opened holes for Titans ball carriers to gain 153 rushing yards.
  - Against Philadelphia (10/24), was a member of an offensive front that did not give up a sack in the second half, allowing Kerry Collins to rack up 214 passing yards after halftime.
  - At Houston (11/28), started at center before leaving the game in the second quarter with an injury.
  - Against Indianapolis (12/9), started at center but left the game in the fourth quarter with an injury. Part of an offensive front that did not allow a sack on 39 pass attempts and opened holes for Titans' ball carriers to gain 121 yards on the ground.
- 2009 (16/15):** Played in all 16 games with 15 starts at left guard. Member of an offensive line that blocked for the NFL's second-best rushing attack (162.0 yards per game) and opened holes for Chris Johnson who became just the sixth player in NFL history to rush for 2,000 yards. Part of an offensive front that allowed just 16 sacks, the second fewest in the NFL. Helped open holes for Titans' rushers to gain 305 rushing yards, the second most yards on the ground in franchise history, against Jacksonville (11/1/09).
- Against Houston (9/20), helped open holes for the Titans to gain 240 yards on the ground, including a then career-best 197 rushing yards from Chris Johnson.
  - Against Jacksonville (11/1), blocked for Titans' rushers to gain 305

rushing yards, the second most yards on the ground in franchise history. Part of an offensive front that did not allow a sack on 18 pass attempts in the Titans' 30-13 victory. Helped Chris Johnson amass a franchise-best 228 rushing yards.

- Against Arizona (11/29), was a part of an offensive front that helped the unit amass 532 total yards in the Titans' 20-17 come-from-behind victory.
- At Seattle (1/3), was a member of an offensive front that opened holes for Chris Johnson to gain 134 yards on the ground, allowing him to surpass 2,000 rushing yards for the season. Part of an offensive line that did not allow a sack on 28 pass attempts in the Titans' season-ending 17-13 victory.

**2008 (16/16, 1/1):** Started all 16 games at left guard and was a part of an offensive line that allowed an NFL-low 12 sacks in 2008. Member of an offensive line that opened holes for Titans' rushers to gain a franchise-record 332 rushing yards at Kansas City (10/19/08). Part of an offensive line that did not allow a sack for five consecutive games (9/21/08 – 10/27/08).

- At Kansas City (10/19), member of an offensive front that opened holes for Tennessee ball carriers to rush for a franchise-record 332 rushing yards in the Titans' commanding 34-10 road victory over the Chiefs. Part of an offensive line that did not allow a sack for the fourth straight game.
- Against Indianapolis (10/27), was part of an offensive line that did not allow a sack despite 37 pass attempts in the Titans' 31-21 victory over the Colts on Monday Night Football.
- At Detroit (11/27), was part of an offensive front that blocked for Titans' ball carriers to gain 292 yards on the ground in the Titans' commanding 47-10 victory over the Lions on Thanksgiving.
- Against Pittsburgh (12/21), member of an offensive front that helped amass 322 total yards, the most against Pittsburgh in 2008, in the Titans' 31-14 victory.
- In the Divisional playoffs against Baltimore (1/10), helped the Titans offense amass 391 total yards.

**2007 (16/5, 1/1):** Played in all 16 games with five starts. Started three games at right guard (11/19 at Denver, 11/25 at Cincinnati and 12/2 vs. Houston) and two contests at center (12/23 vs. N.Y. Jets and 12/30 vs. Indianapolis). Also, saw significant action as a reserve at left guard (12/9 vs. San Diego) and at center (12/16 at Kansas City).

- At Denver (11/19), started at right guard in place of an injured Benji Olson. Part of an offensive line that allowed just one sack on 41 pass attempts, while allowing Vince Young to throw for a career-best 305 passing yards.
- Against N.Y. Jets (12/23), started at center in place of an injured Kevin Mawae. Member of an offensive front that allowed Titans' ball carriers to amass 127 rushing yards on 36 carries in the Titans' 10-6 win.
- At San Diego (1/6), started first career playoff game at center for an injured Kevin Mawae.

**2006 (16/1):** Played in all 16 games and contributed primarily on special teams. Played guard in three total contests, including one start (12/10 at Houston).

- At Houston (12/10), made third career start, filling in for Benji Olson. Helped offense gain season-high 418 total yards in overtime win.

**2005 (16/0):** Played in all 16 games in a special teams role.

**2004 (15/2):** Played in all but one game (11/14 vs. Chicago) as rookie and saw action at all three interior offensive line positions. Played primarily on special teams. Did not play in one contest (11/14 against Chicago). Earned one start at center (12/19 at Oakland) and one start at left guard (1/2 vs. Detroit).

- At Oakland (12/19), earned first career start at center and protected Billy Volek as he passed for 492 yards.

#### COLLEGE:

- Played every game in college, starting every contest from midway through his freshman year through his senior campaign. Began career as guard before transitioning to center as junior.
- As senior, won 1-AA Dave Rimington Award, given annually to top center in college football at each level of competition. Also named first-team All-American by the American Football Coaches Association, The NFL Draft Report and Football Gazette.

- Named second-team All-Ohio Valley Conference sophomore and junior seasons.
- Also served as long snapper for final three seasons.
- Majored in criminal justice at SE Missouri State.

#### PERSONAL:

- Married to Frances Santos, the couple splits time between Nashville and San Diego, Calif.
- Attended Rancho Bernardo (San Diego, Calif.) HS, where he was an all-conference performer as an offensive and defensive lineman during his senior season. Was a three-sport athlete who also lettered in basketball and track.
- Would like to pursue a career as a federal agent or with the FBI when his playing days are over.
- List of favorites: (movies) "Star Wars," "Old School" and "Wedding Crashers"; (TV shows) "Lost," "The Simpsons," "Real World" and "Seinfeld"; (actress) Angelina Jolie; (music artists) John Legend; (sports hero) David Robinson; (video games) Nintendo Wii, Madden NFL Football and NCAA Football; (vacation getaway) Las Vegas; (school subject) history; and (kind of food) Mexican food and food from the Philippines.
- Born Eugene Philip Amano in Manila, Philippines, on March 1, 1982.

## EUGENE AMANO'S NFL STATISTICS

### REGULAR SEASON

Year	Team	GP	GS
2004	Tennessee	15	2
2005	Tennessee	16	0
2006	Tennessee	16	1
2007	Tennessee	16	5
2008	Tennessee	16	16
2009	Tennessee	16	15
2010	Tennessee	13	13
2011	Tennessee	16	16
<b>NFL Totals</b>		<b>124</b>	<b>68</b>

### PLAYOFFS

Year	Team	GP	GS
2007	Tennessee	1	1
2008	Tennessee	1	1
<b>Playoff Totals</b>		<b>2</b>	<b>2</b>


### Starts Breakdown:

2004 - C 1, LG 1; 2006 - RG 1; 2007 - RG 3, C 2 (playoffs C 1); 2008 - LG 16 (playoffs LG 1); 2009 - LG 15; 2010 - C 13; 2011 - C 16

### Additional Career Statistics

Receptions - 1 for 7 yards (2011)

56



## AKEEM AYERS

LINEBACKER • 6'3" • 254 lbs • COLLEGE: UCLA  
 ACQUIRED: 2ND ROUND - 2011 • NFL EXP. (NFL/TITANS): 2/2  
 HOMETOWN: LOS ANGELES, CALIF.  
 GAMES PLAYED/GAMES STARTED: 16/16 (PLAYOFFS: 0/0)



**PRO:** The Titans used their second-round selection in 2011 on one of the most versatile linebackers in the draft, former UCLA standout Akeem Ayers. A smooth, agile defender, he lined up mostly as a strongside linebacker as a rookie, but did see some action as a rush end on passing downs. Ayers became the first Titans rookie to start all 16 games since 2002, and led all Titans linebackers with 88 tackles, the second-highest total for a Titans rookie since 1999. He will continue to man the starting spot at strongside linebacker and could be used more as a rush specialist on passing downs.

### CAREER HIGHLIGHTS:

- Ayers had a strong rookie season in 2011, starting all 16 games and leading all Titans linebackers with 88 tackles, to go along with two sacks, seven quarterback pressures and three tackles for loss.
- Ayers has a knack for finding the end zone on defense. He scored three touchdowns during his UCLA career, including two interception returns and a fumble return for a score.

### TITANS TIDBITS:

- Ayers is a skilled free-hand artist. His favorite things to sketch are super heroes.
- Ayers is close friends with current Titans cornerback Alterraun Verner. The two played together at UCLA during the 2008-2009 seasons and Verner actually met with Ayers in Los Angeles prior to the 2011 season to discuss what the rookie can expect in his initial NFL campaign.
- After attending the first round of the draft in New York on Friday night, Ayers had to fly back to Los Angeles on Saturday for a previously scheduled event. He was at LAX airport when the second round started and got the call from the Titans on his car ride home with his brother and sister.

### CAREER TRANSACTIONS:

- The Los Angeles, Calif., native was selected by the Titans in the second round (39th overall) of the 2011 NFL Draft.

### SEASON RECAPS:

**2011 (16/16):** Became the first Titans rookie to start all 16 games since safety Tank Williams in 2002, and led all Titans linebackers with 88 tackles, the second-highest total for a Titans rookie since 1999 (103 by Alterraun Verner in 2010). Added two sacks, seven quarterback pressures, three tackles for loss, two passes defended, one forced fumble and one fumble recovery. Led the team in tackles once in 2011 (vs. JAX). Tied for the team lead in sacks twice in 2011 (at CLE, at CAR). Tied for the team lead in quarterback pressures twice in 2011 (at JAX, at ATL). Tied for the team lead in special teams tackles once in 2011 (at CAR). Tied for the team lead in passes defended once in 2011 (at ATL). Registered a career-best 10 tackles against Jacksonville (12/24/11). Collected his first career sack by dropping Colt McCoy for a one-yard loss at Cleveland (10/2/11).

- At Jacksonville (9/11), started at strongside linebacker in his NFL debut and posted seven tackles and a quarterback pressure. Teamed with Barrett Ruud to stonewall Maurice Jones-Drew for a two-yard loss on a third-and-one goalline rush in the third quarter.
- At Cleveland (10/2), started at strongside linebacker and collected four tackles, a sack and a quarterback pressure. Registered his first career sack by dropping Colt McCoy for a one-yard loss in the third quarter.
- At Carolina (11/13), started at strongside linebacker and tallied seven tackles, a sack, a fumble recovery, a pass defended and two quarterback pressures. Ended a Panthers' drive by recovering a Greg Olsen fumble that was forced out by Will Witherspoon at the Titans' eight-yard line in the first quarter. Broke up a pass intended for Jonathan Stewart in the second quarter. Came off the edge and dropped Cam Newton for a nine-yard sack

late in the fourth quarter. Tied for the team lead with a special teams tackle.

- At Atlanta (11/20), started at strongside linebacker and collected seven tackles, including two stops for loss, a pass defended and a quarterback pressure. Helped force a Falcons' field goal by stonewalling Michael Turner for no gain on a third-and-one goalline rush in the second quarter. Stopped Turner for a one-yard loss on a rush off left tackle late in the second quarter. Batted down a deep pass intended for Tony Gonzalez late in the second quarter. Tackled Jacquizz Rodgers for a one-yard loss on a rush off right end in the third quarter.
- At Indianapolis (12/18), started at strongside linebacker and tallied five tackles and a forced fumble. Forced a Pierre Garcon fumble that was recovered by Chris Hope just before halftime and the turnover led to a Titans' field goal. Posted a special teams tackle.
- Against Jacksonville (12/24), started at strongside linebacker and led the team with a career-best 10 tackles and a quarterback pressure.

### COLLEGE:

- In three seasons, Ayers played in 37 games at UCLA with 28 starts at strongside outside linebacker, recording 183 tackles with 14.0 sacks and 29.5 tackles for loss. He also caused seven fumbles, recovered four fumbles and tallied six interceptions for 100 yards with two touchdowns. Ayers earned All-America honors in his final two seasons and was one of five finalists for the 2010 Butkus Award.
- As a junior (2010), earned second-team All-America honors from the Walter Camp Football Foundation and was one of five Butkus Award finalists, finishing third in voting. Selected as a team captain and started all 12 games. Finished fourth on the team with 68 tackles, tied for first with four sacks, second with 10.0 tackles for loss and tied for second with two interceptions. Named third-team Associated Press All-American, second-team Phil Steele All-American and first-team All-Pac-10 selection.
- As a sophomore (2009), started all 13 games at strongside linebacker and earned honorable mention All-Pac-10. Tied a UCLA season record with two touchdowns on interceptions and scored three defensive touchdowns in all (one fumble return). Led the team with four forced fumbles and finished second on the team with six sacks and 14.5 tackles for loss. In his final four games of the season, Ayers made 30 tackles, including four sacks and 9.5 tackles for loss, three interceptions (returned one for a touchdown) and returned a fumble for a touchdown. Named co-defensive winner of UCLA's Captain Don Brown Memorial Award for Most Improved Player.
- As a freshman (2008), appeared in 12 games with three starts at strongside linebacker and was named to Rivals.com Pac-10 All-Freshman team. Posted 40 tackles, four sacks, three passes defended and a forced fumble. Earned honorable mention All-Pac-10 from the league's coaches. Was the defensive co-winner of UCLA's John Boncheff, Jr. Memorial Award for Rookie of the Year.
- As a red-shirt freshman (2007), did not see action in his first year with the program.
- Was a History major at UCLA and was Director's Honor Roll in Fall 2007.

### PERSONAL:

- Single and splits time between Nashville and Los Angeles, Calif.
- Lettered three seasons at Verbum Dei High School in Los Angeles, playing defensive end, linebacker and wide receiver.
- Named PrepStar All-American, SuperPrep All-American and a four-star recruit as a defensive end by Rivals.com and Scout.com. Rated No. 50 player in nation by scout.com. Rated No. 1 defensive end and No. 9 player in California by Scout.com. Ranked No. 9 among outside linebackers by Rivals.com.
- Member of Long Beach Press-Telegram Best in the West first team.

Named first-team All-State (Small Schools) by Cal-Hi Sports and CIF-Southern Section Mid Valley Defensive Player of the Year. Led Verbum Dei to CIF Mid-Valley title.

- As a senior outside linebacker, he made 94 tackles, including 22 versus Temple City and collected two quarterback sacks. Totaled 21 receptions for 413 yards and nine touchdowns on offense. Returned 20 kickoffs for 626 yards.
- As a junior, made Cal-Hi Sports All-State (Small Schools) first team and All-CIF-SS Division XI first team. Made 116 tackles, 23 sacks, 15 other tackles for loss, an interception and five fumble recoveries. On offense, made 19 receptions for 441 yards and seven touchdowns.
- As a sophomore, he was credited with 87 tackles, 18 sacks and two blocked punts. On offense, he caught four passes for 132 yards.
- Has one brother, Kevin, and one sister, Jonnae.
- Hobbies include art and basketball.
- Follow Ayers on Twitter at @Akeem\_Ayers.
- List of favorites: (movie) "Remember the Titans"; (TV show) "Family Guy"; (actor) Denzel Washington; (video game) Call of Duty; (music artist) Lil Wayne; (school subjects) History; (car) 1969 Camaro; (food) Italian; (sports hero) Michael Jordan and Jerry Rice; and (sports teams as a child) San Francisco 49ers and Philadelphia 76ers (when Allen Iverson was there).
- Born Akeem Christopher Ayers on July 10, 1989 in Los Angeles, Calif.

### AKEEM AYERS' GAME-BY-GAME

2011 Tennessee Titans

Date	Opp	W/L	P/S	Tot	Solo	Asst	Sk	-Yds	QBP	TFL	Int	-Yds	-TD	PD	FF	FR	-Yds	SpT	
Sept 11	@ Jax	L	S	7	6	1	0.0	0.0	1	0	0	0	0	0	0	0	0	0	0
Sept 18	Balt	W	S	3	1	2	0.0	0.0	0	0	0	0	0	0	0	0	0	0	0
Sept 25	Den	W	S	6	3	3	0.0	0.0	0	0	0	0	0	0	0	0	0	0	0
Oct 2	@ Cle	W	S	4	3	1	1.0	1.0	1	0	0	0	0	0	0	0	0	0	0
Oct 9	@ Pit	L	S	2	1	1	0.0	0.0	0	0	0	0	0	0	0	0	0	0	0
Oct 23	Hou	L	S	2	2	0	0.0	0.0	0	0	0	0	0	0	0	0	0	0	0
Oct 30	Ind	W	S	2	1	1	0.0	0.0	0	0	0	0	0	0	0	0	0	0	2
Nov 6	Cin	L	S	6	4	2	0.0	0.0	1	0	0	0	0	0	0	0	0	0	1

Nov 13	@ Car	W	S	7	7	0	1.0	9.0	2	0	0	0	0	1	0	1	0	1	0
Nov 20	@ Atl	L	S	7	6	1	0.0	0.0	1	2	0	0	0	1	0	0	0	0	0
Nov 27	TB	W	S	8	8	0	0.0	0.0	0	1	0	0	0	0	0	0	0	0	0
Dec 4	@ Buf	W	S	6	4	2	0.0	0.0	0	0	0	0	0	0	0	0	0	0	0
Dec 11	NO	L	S	8	6	2	0.0	0.0	0	0	0	0	0	0	0	0	0	0	0
Dec 18	@ Ind	L	S	5	4	1	0.0	0.0	0	0	0	0	0	0	0	0	1	0	1
Dec 24	Jax	W	S	10	5	5	0.0	0.0	1	0	0	0	0	0	0	0	0	0	0
Jan 1	@ Hou	W	S	5	5	0	0.0	0.0	0	0	0	0	0	0	0	0	0	0	0
<b>Totals</b>		<b>9-7</b>	<b>16/16</b>	<b>88</b>	<b>66</b>	<b>22</b>	<b>2.0</b>	<b>10.0</b>	<b>7</b>	<b>3</b>	<b>0</b>	<b>0</b>	<b>0</b>	<b>2</b>	<b>1</b>	<b>1</b>	<b>0</b>	<b>5</b>	<b>5</b>

### AKEEM AYERS' NFL STATISTICS

REGULAR SEASON

Year	Team	GP	GS	TACKLES					INTERCEPTIONS					FUMBLES					
				Tot	Solo	Asst	Sk	Yds	QBP	TFL	No	Yds	Lg	TD	PD	FF	FR	Yds	SpT
2011	Tennessee	16	16	88	66	22	2.0	10.0	7	3	0	0	0	0	2	1	1	0	5
<b>NFL Totals</b>		<b>16</b>	<b>16</b>	<b>88</b>	<b>66</b>	<b>22</b>	<b>2.0</b>	<b>10.0</b>	<b>7</b>	<b>3</b>	<b>0</b>	<b>0</b>	<b>0</b>	<b>0</b>	<b>2</b>	<b>1</b>	<b>1</b>	<b>0</b>	<b>5</b>

Single-Game Highs

Tackles - 10 vs. Jacksonville (12/24/11)

Sacks - 1 (Twice, last at Carolina 11/13/11)

Forced Fumble - 1 at Indianapolis (12/18/11)

Fumble Recovery - 1 at Carolina (11/13/11)

Quarterback Pressures - 2 at Carolina (11/13/11)

26



## JORDAN BABINEAUX

SAFETY • 6'0" • 210 lbs • COLLEGE: SOUTHERN ARKANSAS  
 ACQUIRED: UFA (SEA) - 2011 • NFL EXP. (NFL/TITANS): 9/2  
 HOMETOWN: PORT ARTHUR, TEXAS  
 GAMES PLAYED/GAMES STARTED: 115/43 (PLAYOFFS: 10/4)



**PRO:** Jordan Babineaux was signed by the Titans as an unrestricted free agent on Aug. 5, 2011 and rejoined the club as a free agent during the 2012 offseason. The 6-foot, 210-pounder started 14 games at safety in his first season with the Titans in 2011 and led the team with 117 tackles. Babineaux is a versatile player in the secondary, having started his career as a cornerback before moving to safety midway through the 2006 campaign. He has also served as both a nickel and dime back. Prior to joining the Titans, the Southern Arkansas product spent his first seven seasons as a member of the Seattle Seahawks.

### CAREER HIGHLIGHTS:

- In 2011, Babineaux appeared in all 16 games with 14 starts in his first campaign in Tennessee and led the team with 117 tackles. He registered a career-high 18 tackles against Houston (10/23/11).
- In 2009, Babineaux started all 16 games at free safety for the first time in his career and totaled 105 tackles, 1.5 sacks, two interceptions and six passes defended.
- Babineaux began the 2006 season as the cornerback in dime packages, but supplanted Michael Boulware at strong safety midway through the year. Remained the starting strong safety until injuries at cornerback forced him to return to that position and serve as the third cornerback in the nickel package for the final two games of the season. Collected 51 tackles, an interception and four passes defended.

### TITANS TIDBITS:

- Babineaux's brother Jonathan is an eighth-year defensive tackle with the Atlanta Falcons.
- The Babineaux brothers are also filmmakers with their own movie production company called Two Brothers Productions. They released their first feature film in April 2012 entitled "Woman Thou Art Loosed: On the 7th Day." The dramatic thriller had a national limited release in just over 100 AMC theaters around the country. The brothers are executive producers of the film.
- Babineaux, a broadcasting major at Southern Arkansas, appeared on the Food Network show "Heat Seekers" during the 2011 season. He joined chefs Roger Mooking and Aarón Sánchez in a fiery face-off with the Satan's Tongue Hot Chicken entree at Scoreboard Bar and Grill in Nashville.
- Babineaux, an avid golfer, also appeared on the Golf Channel program "The Golf Fix" during the 2012 offseason. Host Michael Breed helped Babineaux fine tune his swing so he could drive the ball longer and straighter.
- Babineaux earned the nickname "Big Play Babs" with several game-saving plays, including two during the Seahawks' run to Super Bowl XL. The first play came at St. Louis (10/9/05) when he forced Shaun McDonald to fumble late in the fourth quarter on a punt return that allowed Seattle to run out the clock. He saved another game when he intercepted Drew Bledsoe against Dallas (10/23/05) and returned it 25 yards to the Cowboys' 32-yard line with five seconds remaining in the game. Josh Brown then kicked the game-winning field goal as time ran out.

### CAREER TRANSACTIONS:

- The Port Arthur, Texas, native was originally signed by the Seattle Seahawks as an undrafted free agent on April 29, 2004.
- Released following the preseason and signed to the Seahawks' practice squad.
- Signed by the Seahawks from their practice squad to the active roster on Nov. 26, 2004.
- Released by the Seahawks on Sept. 6, 2010 and re-signed to the team a day later.

- Signed by the Titans as an unrestricted free agent on Aug. 5, 2011.

### SEASON RECAPS:

- 2011 (16/14 – Tennessee):** Played in all 16 games and recorded 14 starts and led the team with 117 tackles. Also posted seven passes defended, one quarterback pressure, two tackles for loss, one forced fumble, one fumble recovery. Tied for third on the team with eight special teams tackles. Led or tied for the team lead in tackles six times in 2011 (vs. DEN, at PIT, vs. HST, vs. IND, vs. CIN, at ATL). Led or tied for the team lead in passes defended three times in 2011 (at CAR, at ATL, vs. NO). Tied for the team lead in special teams tackles four times in 2011 (at CLE, vs. CIN, at CAR, vs. TB). Collected a career-long 97-yard interception return for a touchdown at Cleveland (10/2/11). Registered a career-high 18 tackles against Houston (10/23/11).
- Against Baltimore (9/18), started at strong safety and tallied four tackles and a fumble recovery. Recovered a Ricky Williams fumble at the Ravens' 34-yard line that was forced by Karl Klug early in the second quarter.
  - Against Denver (9/25), started at strong safety and led the team with nine tackles, including a stop for loss. Stopped Willis McGahee for a four-yard loss on a third-and-four rush in the second quarter.
  - At Cleveland (10/2), saw action as a reserve safety but had starter reps after Chris Hope exited the game with an injury in the first quarter. Collected seven tackles and an interception return for touchdown. Gave the Titans a 31-6 lead by picking off a Colt McCoy pass and returning it a career-best 97 yards for a touchdown in the third quarter. Tied for the team lead with three special teams tackles.
  - Against Houston (10/23), started at safety and led the team with a career-high 18 tackles.
  - Against Cincinnati (11/6), started at safety and led the team with 11 tackles and a pass defended. Tied for the team lead with two special teams stops. Stonewalled Brandon Tate for a one-yard loss on a punt return in the first quarter. Ended a Bengals' drive by breaking up a third-and-10 pass intended for Andre Caldwell in the third quarter.
  - Against Tampa Bay (11/27), started at safety and posted seven tackles, including a stop for loss, and a forced fumble. Tied for the team lead with a special teams tackle. Stopped Arrelious Benn for a three-yard loss on a short pass in the first quarter. Forced a Mike Williams fumble that was recovered by Cortland Finnegan at the Titans' 37-yard line early in the third quarter.

- 2010 (16/0, 2/0 - Seattle):** Played in all 16 games and collected 36 tackles, a sack and a half, two interceptions, a forced fumble and eight passes defended. Tied for third on the team with 10 special teams tackles. Appeared in both postseason contests and posted five tackles and a pass defended. Tied for the team lead with three special teams stops in the postseason.
- Against San Francisco (9/12), recorded seven tackles and an interception he returned 20 yards.
  - Against Atlanta (12/19), notched a pair of tackles and intercepted a pass that he brought back 17 yards.

- 2009 (16/16 - Seattle):** Started all 16 games at free safety for the first time of his career. Totaled 105 tackles becoming the first Seahawks safety since Robert Blackmon in 1997 to record 100 or more in a season.
- Against Arizona (10/18), notched five tackles, including a tackle for loss and an interception he returned 18 yards.
  - At St. Louis (11/29), posted a season-best 12 tackles and an interception.

- 2008 (14/1 - Seattle):** Saw action in 14 games with one start and collected

46 tackles, an interception, a fumble recovery and three passes defended. Scored a pair of touchdowns: a 35-yard interception return and a 24-yard fumble return.

- At Miami (11/9), posted three tackles and an interception he returned 35 yards for a touchdown.
- At St. Louis (12/14), collected three tackles and scooped up a fumble and returned it 24 yards for a score.

**2007 (16/0, 2/1 - Seattle):** Played in all 16 games totaling 56 tackles and an interception as the team's third cornerback in nickel packages. Saw action in both postseason games with a start and had nine tackles and an interception.

- Against Washington (1/5), posted six tackles and an interception he returned 57 yards for a touchdown in an NFC Wild Card matchup.

**2006 (15/8, 2/2 - Seattle):** Started eight games at strong safety playing in a total of 15 contests missing the game at Chicago (10/1) with a concussion. Finished the season with 58 tackles to go along with an interception and four passes defended. Began the season at cornerback in dime packages before supplanting Michael Boulware at strong safety in the seventh game of the season. Remained the starter at strong safety until injuries forced him back to cornerback for the final two contests. Started both playoff games at cornerback and totaled nine tackles.

- Against N.Y. Giants (9/24), registered a season-high seven tackles.
- At Denver (12/3), notched an interception which led to a much needed field goal late in the fourth quarter.
- Against Dallas (1/6), started at cornerback and notched four solo tackles in the NFC Wild Card game. Stopped Tony Romo at the Seahawks' two-yard line, one yard shy of a first down, following a mishandled field goal snap which helped preserve a 21-20 lead in the final minutes.

**2005 (16/4, 3/1 - Seattle):** Started the final four games at cornerback and appeared in all 16 games, finishing third on the team with 17 special teams tackles. Served primarily as the team's cornerback in nickel and dime situations and posted 58 tackles and three interceptions. Saw action in all three postseason games, starting in the Divisional matchup against Washington (1/14).

- At St. Louis (10/9), forced Shaun McDonald to fumble late in the fourth quarter on a punt return that allowed Seattle to run out the clock.
- Against Dallas (10/23), intercepted a Drew Bledsoe pass and returned it 25 yards to the Cowboys' 32-yard line with five seconds remaining in the game. Josh Brown then kicked the game-winning field goal as time ran out.
- Against Indianapolis (12/24), notched a career-best 12 tackles.

**2004 (6/0, 1/0 - Seattle):** Saw action in the final six games after spending the first 11 weeks on the Seahawks' practice squad. Totaled three defensive tackles and five special teams tackles. Played in the playoff game against St. Louis (1/8) and notched a defensive stop and a special teams tackle.

**COLLEGE:**

- Played in 39 career games as a cornerback at Southern Arkansas, totaling 213 tackles (127 solo). Also posted three sacks, 10 interceptions, 20 passes defended, recovered six fumbles, forcing two for the Muleriders.
- Returned 17 kickoffs for 487 yards and two touchdowns, including a 100-yard return. Was selected to play in the Division II Whataburger Cactus Bowl All-Star game.

**PERSONAL:**

- Prepped at Lincoln High in Port Arthur, Texas.
- Has a daughter, Jaida.
- Born Jordan Babineaux on Aug. 31, 1982 in Port Arthur, Texas.

## JORDAN BABINEAUX'S TITANS GAME-BY-GAME

2011 Tennessee Titans

Date	Opp	W/L	P/S	Tot	Solo	Asst	Sk	-Yds	QB	TFL	Int	-Yds	-TD	PD	FF	FR	-Yds	SpT
Sept 11	@ Jax	L	p	0	0	0	0.0	0.0	0	0	0	0	0	0	0	0	0	0
Sept 18	Balt	W	S	4	2	2	0.0	0.0	0	0	0	0	0	0	0	1	0	0
Sept 25	Den	W	S	9	6	3	0.0	0.0	0	1	0	0	0	0	0	0	0	0
Oct 2	@ Cle	W	p	7	5	2	0.0	0.0	1	0	1	97	1	1	0	0	0	3
Oct 9	@ Pit	L	S	14	9	5	0.0	0.0	0	0	0	0	0	0	0	0	0	0
Oct 23	Hou	L	S	18	11	7	0.0	0.0	0	0	0	0	0	0	0	0	0	0
Oct 30	Ind	W	S	7	5	2	0.0	0.0	0	0	0	0	0	1	0	0	0	0
Nov 6	Cin	L	S	11	9	2	0.0	0.0	0	0	0	0	0	1	0	0	0	2

Nov 13	@ Car	W	S	5	5	0	0.0	0.0	0	0	0	0	0	0	0	0	0	0	1	
Nov 20	@ Atl	L	S	11	5	6	0.0	0.0	0	0	0	0	0	0	0	1	0	0	0	
Nov 27	TB	W	S	7	5	2	0.0	0.0	0	1	0	0	0	0	0	1	0	0	1	
Dec 4	@ Buf	W	S	2	1	1	0.0	0.0	0	0	0	0	0	0	0	0	0	0	0	
Dec 11	NO	L	S	5	4	1	0.0	0.0	0	0	0	0	0	0	1	0	0	0	0	
Dec 18	@ Ind	L	S	5	4	1	0.0	0.0	0	0	0	0	0	0	0	0	0	0	1	
Dec 24	Jax	W	S	5	4	1	0.0	0.0	0	0	0	0	0	0	0	0	0	0	0	
Jan 1	@ Hou	W	S	7	6	1	0.0	0.0	0	0	0	0	0	0	0	0	0	0	0	
<b>Totals</b>				<b>9-7</b>	<b>16/14</b>	<b>117</b>	<b>81</b>	<b>36</b>	<b>0.0</b>	<b>0.0</b>	<b>1</b>	<b>2</b>	<b>1</b>	<b>97</b>	<b>1</b>	<b>7</b>	<b>1</b>	<b>1</b>	<b>0</b>	<b>8</b>

## JORDAN BABINEAUX'S NFL STATISTICS

REGULAR SEASON				TACKLES							INTERCEPTIONS					FUMBLES			
Year	Team	GP	GS	Tot	Solo	Asst	Sk	Yds	QBP	TFL	No	Yds	Lg	TD	PD	FF	FR	Yds	SpT
2004	Seattle	6	0	3	2	1	0.0	0.0	-	-	0	0	-	0	0	0	0	0	5
2005	Seattle	16	4	58	47	11	0.0	0.0	-	-	3	57	25	0	8	0	0	0	17
2006	Seattle	15	8	51	41	10	0.0	0.0	-	-	1	20	20	0	4	0	0	0	4
2007	Seattle	16	0	56	47	9	1.0	8.0	-	-	1	0	0	0	2	3	1	0	7
2008	Seattle	14	1	46	45	1	0.0	0.0	-	-	1	35	35t	1	3	0	1	24t	12
2009	Seattle	16	16	105	78	27	1.5	13.5	-	-	2	18	18	0	6	1	0	0	0
2010	Seattle	16	0	36	28	8	1.5	13.0	-	-	2	37	20	0	8	1	0	0	10
2011	Tennessee	16	14	117	81	36	0.0	0.0	1	2	1	97	97t	1	7	1	1	0	8
<b>NFL Totals</b>		<b>115</b>	<b>43</b>	<b>472</b>	<b>369</b>	<b>103</b>	<b>4.0</b>	<b>34.5</b>	<b>1</b>	<b>2</b>	<b>11</b>	<b>264</b>	<b>97t</b>	<b>2</b>	<b>38</b>	<b>6</b>	<b>3</b>	<b>24t</b>	<b>63</b>

PLAYOFFS				TACKLES							INTERCEPTIONS					FUMBLES			
Year	Team	GP	GS	Tot	Solo	Asst	Sk	Yds	QBP	TFL	No	Yds	Lg	TD	PD	FF	FR	Yds	SpT
2004	Seattle	1	0	1	0	1	0.0	0.0	-	-	0	0	-	0	0	0	0	0	1
2005	Seattle	3	1	7	5	2	0.0	0.0	-	-	0	0	-	0	1	0	0	0	2
2006	Seattle	2	2	9	8	1	0.0	0.0	-	-	0	0	-	0	1	0	0	0	0
2007	Seattle	2	1	9	6	3	0.0	0.0	-	-	1	57	57t	1	1	0	1	0	0
2010	Seattle	2	0	5	1	4	0.0	0.0	-	-	0	0	-	0	1	0	0	0	3
<b>Playoff Totals</b>		<b>10</b>	<b>4</b>	<b>31</b>	<b>20</b>	<b>11</b>	<b>0.0</b>	<b>0.0</b>	<b>-</b>	<b>-</b>	<b>1</b>	<b>57</b>	<b>57t</b>	<b>1</b>	<b>4</b>	<b>0</b>	<b>1</b>	<b>0</b>	<b>6</b>

### Single-Game Highs

Tackles - 18 vs. Houston (10/23/11)  
 Interceptions - 1 (11 times, last at Cleveland 10/2/11)  
 Interception Long - 98t at Cleveland (10/2/11)  
 Forced Fumbles - 1 (Six times, last vs. Tampa Bay 11/27/11)  
 Fumble Recovery - 1 (Three times, last vs. Baltimore 9/18/11)

### Playoff Single-Game Highs

Tackles - 6 vs. Washington (1/5/08)  
 Interceptions - 1 vs. Washington (1/5/08)

### Additional Statistics

Touchdowns - 4 (57-yard interception return vs. Washington, 1/5/08; 35-yard interception return at Miami, 11/9/08; 24-yard fumble return at St. Louis, 12/14/08; 97-yard interception return at Cleveland, 10/2/11)  
 Special Teams Forced Fumbles - 1 (2005), 1 (2008)  
 Special Teams Fumble Recovery - 1 (2005), 1 (2008)



57



## PATRICK BAILEY

LINEBACKER • 6'4" • 235 lbs • COLLEGE: DUKE

ACQUIRED: WAIVERS (PIT) - 2010 • NFL EXP. (NFL/TITANS): 5/3

HOMETOWN: ELMENDORF, TEXAS

GAMES PLAYED/GAMES STARTED: 59/0 (PLAYOFFS: 3/0)



SUPER BOWLS



2008

**PRO:** Patrick Bailey is a savvy linebacker that has enjoyed most of his success as a pro on special teams. He joined the Titans after spending his first two NFL seasons with the Pittsburgh Steelers. Bailey, who earned a Super Bowl ring as a rookie, provides depth at linebacker, but makes his biggest impact as a core member of the Titans' special teams units.

### CAREER HIGHLIGHTS:

- In 2011, Bailey tied for the team lead with 15 special teams tackles and collected a career-best four special teams stops against Jacksonville (12/24/11).
- In his first season with the Titans in 2010, Bailey appeared in all 16 games and finished second on the squad with a career-high 19 special teams stops.
- As a rookie in 2008, saw action in 12 games for the Steelers and ranked third on the team with 12 special teams stops. He posted a solo special teams tackle in the Super Bowl XLIII victory over Arizona.

### TITANS TIDBITS:

- In 2008, Bailey earned the Pittsburgh Steelers' Joe Greene Great Performance Award as the teams' Rookie of the Year.

### CAREER TRANSACTIONS:

- The Elmendorf, Texas, native was originally signed by the Pittsburgh Steelers as a rookie free agent on April 28, 2008.
- Released by the Steelers following training camp and signed to the team's practice squad.
- Signed to the Steelers' active roster from the practice squad on Sept. 20, 2008 and appeared in two games before being released on Oct. 4, 2008.
- Re-signed to the Steelers' practice squad on Oct. 6, 2008.
- Signed to the Steelers' active roster from the practice squad on Oct. 25, 2008 where he spent the remainder of the season.
- Released by the Steelers on Sept. 4, 2010 and was claimed off waivers by the Titans on Sept. 5, 2010.

### SEASON RECAPS:

**2011 (15/0 – Tennessee):** Played as a reserve in 15 games and tied for the team lead with 15 special teams tackles. Led or tied for the team lead in special teams tackles six times in 2011 (at CLE, at PIT, vs. IND, at ATL, vs. JAX, at HST). Registered a career-high four special teams tackles against Jacksonville (12/24/11). Was inactive against New Orleans (12/11).

- At Cleveland (10/2), played as a reserve on special teams and tied for the team lead with three special teams stops.
- Against Indianapolis (10/30), tied for the team lead with a then career-high tying three special teams tackles and his first career blocked punt. Gave the Titans a 10-0 lead by blocking a Pat McAfee punted that was recovered by Jason McCourty in the end zone for a touchdown.
- Against Jacksonville (12/24), led the team with a career-best four special teams tackles on coverage units.

**2010 (16/0 - Tennessee):** Appeared as a reserve in all 16 games and finished second on the team with a career-best 19 special teams tackles. Notched a career-best three special teams tackles at Dallas (10/10). Posted at least one special teams stop in 14 of the 16 games. Tied for the team lead in special teams tackles five times in 2010 (vs. PIT, at DAL, at MIA, vs. JAX, at KC).

- Against Oakland (9/12), played in a reserve role on special teams and posted a solo tackle in his first game with the Titans.
- Against Pittsburgh (9/19), tied for the team lead with two special teams

tackles against his former team.

- At Dallas (10/10), tied for the team lead with a career-high three special teams tackles.
- At Kansas City (12/26), tied for the team lead with two special teams tackles on coverage units.

**2009 (16/0 - Pittsburgh):** Played in all 16 games for the first time in his career and posted 11 special teams tackles, ranking sixth on the team.

- At Baltimore (11/29), saw action on special teams coverage units and collected two solo tackles.

**2008 (12/0, 3/0 - Pittsburgh):** Played in 12 regular season games as a valuable contributor on special teams and finished tied for third on the team with 12 special teams tackles. Played in all three postseason games and posted one solo special teams tackle in the Super Bowl XLIII victory over the Arizona Cardinals.

- At Philadelphia (9/21), made his NFL debut and had one assisted tackle on special teams.
- Against Baltimore (9/29), saw action on special teams coverage units and recorded two solo tackles.
- Against Indianapolis (11/9), recorded two solo tackles on special teams.
- Against Cleveland (12/28), saw action as a reserve at linebacker and recorded an assisted tackle.
- Against Arizona in Super Bowl XLIII (2/1), notched a solo tackle on special teams coverage units.

### COLLEGE:

- Played in 36 career games with 26 starts at Duke and finished his career with 191 tackles, 24.5 tackles for loss, 8.5 sacks, one interception, one fumble recovery and four forced fumbles.
- As a senior in 2007, started in six games for the Blue Devils before suffering a season-ending knee injury against Wake Forest. Finished the season with 37 tackles, seven tackles for loss, 4.5 sacks, a forced fumble and four quarterback hurries. Recorded a career-high 12 tackles at Northwestern.
- As a junior in 2006, started all 12 games and received Duke's co-Most Outstanding Defensive Player honors. Finished third on the team with 77 tackles. Led the squad in sacks (3.5) and quarterback pressures (5) while ranking second in tackles for loss (12.5).
- As a sophomore in 2005, started the first eight games at linebacker before suffering a season-ending foot injury against Florida State. Finished fourth on the team with 52 total tackles and added two tackles for loss and three forced fumbles.
- As a freshman in 2004, saw action in 10 games and finished the year with 25 tackles and three tackles for loss.
- Earned a degree in electrical and computer engineering at Duke.

### PERSONAL:

- Married to Maggie and the couple splits time between Nashville and Elmendorf, Texas.
- Attended Alamo Heights (Elmendorf, Texas) High School and was a two-year letterman. Led his team to a 13-2 record in 2003, advancing to the state playoff semifinals.
- As a senior, earned first-team all-district honors as a tight end, defensive end and punter. Named all-city and honorable mention all-state honoree as a defensive end after recording 126 tackles, 13 tackles for loss and six sacks. Also caught 26 passes and three touchdowns.

- Competed in track and field and was a member of the National Honor Society and Spanish Honor Society.
- As a junior at Duke, was selected Academic All-District. Was named an Academic All-ACC selection as a junior and sophomore.
- Born Patrick Bailey on Nov. 19, 1985 in Elmendorf, Texas.

### PATRICK BAILEY'S TITANS GAME-BY-GAME

2010 Tennessee Titans

Date	Opp	W/L	P/S	Tot	Solo	Asst	Sk	- Yds	QBP	TFL	Int - Yds	-TD	PD	FF	FR - Yds	SpT
Sept 12	Oak	W	p	0	0	0	0.0	0.0	0	0	0	0	0	0	0	1
Sept 19	Pit	L	p	0	0	0	0.0	0.0	0	0	0	0	0	0	0	2
Sept 26	@ NYG	W	p	0	0	0	0.0	0.0	0	0	0	0	0	0	0	1
Oct 3	Den	L	p	0	0	0	0.0	0.0	0	0	0	0	0	0	0	1
Oct 10	@ Dal	W	p	0	0	0	0.0	0.0	0	0	0	0	0	0	0	3
Oct 18	@ Jax	W	p	0	0	0	0.0	0.0	0	0	0	0	0	0	0	1
Oct 24	Phi	W	p	0	0	0	0.0	0.0	0	0	0	0	0	0	0	1
Oct 31	@ SD	L	p	0	0	0	0.0	0.0	0	0	0	0	0	0	0	0
Nov 14	@ Mia	L	p	0	0	0	0.0	0.0	0	0	0	0	0	0	0	1
Nov 21	Was	L	p	0	0	0	0.0	0.0	0	0	0	0	0	0	0	1
Nov 28	@ Hou	L	p	0	0	0	0.0	0.0	0	0	0	0	0	0	0	1
Dec 5	Jax	L	p	0	0	0	0.0	0.0	0	0	0	0	0	0	0	1
Dec 9	Ind	L	p	0	0	0	0.0	0.0	0	0	0	0	0	0	0	1
Dec 19	Hou	W	p	0	0	0	0.0	0.0	0	0	0	0	0	0	0	2
Dec 26	@ KC	L	p	0	0	0	0.0	0.0	0	0	0	0	0	0	0	2
Jan 2	@ Ind	L	p	0	0	0	0.0	0.0	0	0	0	0	0	0	0	0
<b>Totals</b>				<b>6-10</b>	<b>16/0</b>	<b>0</b>	<b>0</b>	<b>0</b>	<b>0.0</b>	<b>0.0</b>	<b>0</b>	<b>0</b>	<b>0</b>	<b>0</b>	<b>0</b>	<b>19</b>

2011 Tennessee Titans

Date	Opp	W/L	P/S	Tot	Solo	Asst	Sk	- Yds	QBP	TFL	Int - Yds	-TD	PD	FF	FR - Yds	SpT
Sept 11	@ Jax	L	p	0	0	0	0.0	0.0	0	0	0	0	0	0	0	0
Sept 18	Balt	W	p	0	0	0	0.0	0.0	0	0	0	0	0	0	0	1
Sept 25	Den	W	p	0	0	0	0.0	0.0	0	0	0	0	0	0	0	0
Oct 2	@ Cle	W	p	0	0	0	0.0	0.0	0	0	0	0	0	0	0	3
Oct 9	@ Pit	L	p	0	0	0	0.0	0.0	0	0	0	0	0	0	0	1
Oct 23	Hou	L	p	0	0	0	0.0	0.0	0	0	0	0	0	0	0	0
Oct 30	Ind	W	p	0	0	0	0.0	0.0	0	0	0	0	0	0	0	3
Nov 6	Cin	L	p	0	0	0	0.0	0.0	0	0	0	0	0	0	0	1
Nov 13	@ Car	W	p	0	0	0	0.0	0.0	0	0	0	0	0	0	0	0
Nov 20	@ Atl	L	p	0	0	0	0.0	0.0	0	0	0	0	0	0	0	1
Nov 27	TB	W	p	0	0	0	0.0	0.0	0	0	0	0	0	0	0	0
Dec 4	@ Buf	W	p	0	0	0	0.0	0.0	0	0	0	0	0	0	0	0
Dec 11	NO	L	IA													
Dec 18	@ Ind	L	p	0	0	0	0.0	0.0	0	0	0	0	0	0	0	0
Dec 24	Jax	W	p	0	0	0	0.0	0.0	0	0	0	0	0	0	0	4
Jan 1	@ Hou	W	p	0	0	0	0.0	0.0	0	0	0	0	0	0	0	1
<b>Totals</b>				<b>9-7</b>	<b>15/0</b>	<b>0</b>	<b>0</b>	<b>0</b>	<b>0.0</b>	<b>0.0</b>	<b>0</b>	<b>0</b>	<b>0</b>	<b>0</b>	<b>0</b>	<b>15</b>

### PATRICK BAILEY'S NFL STATISTICS

REGULAR SEASON

Year	Team	GP	GS	TACKLES							INTERCEPTIONS					FUMBLES				
				Tot	Solo	Asst	Sk	Yds	QBP	TFL	No	Yds	Lg	TD	PD	FF	FR	Yds	SpT	
2008	Pittsburgh	12	0	1	0	1	0.0	0.0	0	0	0	0	0	0	0	0	0	0	0	12
2009	Pittsburgh	16	0	0	0	0	0.0	0.0	0	0	0	0	0	0	0	0	0	0	0	11
2010	Tennessee	16	0	0	0	0	0.0	0.0	0	0	0	0	0	0	0	0	0	0	0	19
2011	Tennessee	15	0	0	0	0	0.0	0.0	0	0	0	0	0	0	0	0	0	0	0	15
<b>NFL Totals</b>		<b>59</b>	<b>0</b>	<b>1</b>	<b>0</b>	<b>1</b>	<b>0.0</b>	<b>0.0</b>	<b>0</b>	<b>0</b>	<b>0</b>	<b>0</b>	<b>0</b>	<b>0</b>	<b>0</b>	<b>0</b>	<b>0</b>	<b>0</b>	<b>0</b>	<b>57</b>

PLAYOFFS

Year	Team	GP	GS	TACKLES							INTERCEPTIONS					FUMBLES				
				Tot	Solo	Asst	Sk	Yds	QBP	TFL	No	Yds	Lg	TD	PD	FF	FR	Yds	SpT	
2008	Pittsburgh	3	0	0	0	0	0.0	0.0	0	0	0	0	0	0	0	0	0	0	0	1
<b>Playoff Totals</b>		<b>3</b>	<b>0</b>	<b>0</b>	<b>0</b>	<b>0</b>	<b>0.0</b>	<b>0.0</b>	<b>0</b>	<b>0</b>	<b>0</b>	<b>0</b>	<b>0</b>	<b>0</b>	<b>0</b>	<b>0</b>	<b>0</b>	<b>0</b>	<b>0</b>	<b>1</b>

Single-Game Highs

Tackles - 1 vs. Cleveland (12/28/08)  
 Special Teams Tackles - 4 vs. Jacksonville (12/24/11)

Additional Statistics

Blocked Punt - 1 vs. Indianapolis (10/30/11)

Playoff Single-Game Highs

Special Teams Tackles - 1 vs. Arizona (2/1/09)

98



## DAVE BALL

DEFENSIVE END • 6'5" • 255 lbs • COLLEGE: UCLA  
 ACQUIRED: FA - 2008 • NFL EXP. (NFL/TITANS): 8/5  
 HOMETOWN: DIXON, CALIF.  
 GAMES PLAYED/GAMES STARTED: 72/23 (PLAYOFFS: 0/0)



**PRO:** Dave Ball came to Tennessee as a free agent in 2008, hungry to take advantage of the attacking scheme employed by the Titans defense that matched his talents. By 2010, he was a mainstay in the lineup, setting career highs in sacks (7.0) and tackles (59) before a concussion ended his sixth NFL season prematurely. Originally a fourth-round draft choice by the San Diego Chargers in 2004, his arduous road to success in the NFL led him to three different teams prior to the Titans. Before signing as a free agent in 2008, Ball spent time with the Chargers (2004-05), New York Jets (2005-06) and Carolina Panthers (2007).

### CAREER HIGHLIGHTS:

- In 2011, Ball finished second on the team with four sacks and 15 quarterback pressures.
- In 2010, Ball set career highs with 11 starts, seven sacks and 59 tackles.
- On Oct. 3, 2010, Ball set a career high with 2.5 sacks against the Broncos and quarterback Kyle Orton. It was the highest single-game total by a Titans player in 2010.
- Ball's first season with the Titans was 2008, when he tallied then-career highs of 4.5 sacks, 51 tackles and one interception.
- In a Thanksgiving game at Detroit on Nov. 27, 2008, Ball recorded his first career interception, picking off a Daunte Culpepper pass and racing 15 yards for a touchdown. He celebrated as he crossed the goal line with a Turkey dance. Ball also recorded a sack and forced fumble in the game.

### TITANS TIDBITS:

- His identical twin brother, Matt, also played defensive end at UCLA and currently works for a research and development group in Washington, D.C.
- With patience and determination, Ball traveled a long road to find a professional home in Tennessee. After moving from San Diego to New York to Carolina, he was completely out of football awaiting a contract from September 2007 until January 2008, when the Titans signed him. An 8"x11" sheet of paper, which he affixed early in his Titans tenure, is taped in his locker that reads in blue marker "Time is running out!!"

### CAREER TRANSACTIONS:

- The Fairfield, Calif., native was originally selected in the fourth round (133rd overall) of the 2004 NFL Draft by the San Diego Chargers.
- Released by the Chargers on Nov. 5, 2005 and signed to the practice squad on Nov. 8.
- Signed by the New York Jets off the San Diego practice squad on Dec. 13, 2005 and stayed with the Jets through the 2006 campaign.
- Signed with the Carolina Panthers from March 26-Sept. 2, 2007 (out of football during 2007 season).
- Signed by the Titans as a free agent on Jan. 3, 2008.

### SEASON RECAPS:

**2011 (14/8 – Tennessee):** Played in 14 games with eight starts at defensive end and finished second on the team with four sacks and 15 quarterback pressures. Totaled 55 tackles, four tackles for loss, two passes defended, two forced fumbles and one fumble recovery. Inactive in two contests (11/13 at Carolina, 11/20 at Atlanta).

- At Jacksonville (9/11), started at defensive end and notched a career-best nine tackles and a quarterback pressure.
- Against Baltimore (9/18), started at defensive end and tallied three tackles, including a sack, a tackle for loss and two quarterback pressures. Stuffed Ray Rice for a two-yard loss. Dropped Joe Flacco for a four-yard sack late in the second quarter.
- Against Denver (9/25), started at defensive end and notched two tackles, including a stop for loss and a pass defended. Ended a Broncos' drive by

knocking down a third-and-five pass at the line of scrimmage.

- Against Tampa Bay (11/27), returned to the lineup as a reserve defensive end and posted four tackles, two sacks, a forced fumble, a fumble recovery and a quarterback pressure. Strip-sacked Josh Freeman and recovered the loose ball at the Buccaneers' 38-yard line in the second quarter. Ended a Buccaneers' drive by sacking Freeman for a six-yard loss on third-and-six in the second quarter.
- At Houston (1/1), started at defensive end and collected six tackles, a sack, a forced fumble and two quarterback pressures. Strip-sacked Jake Delhomme for a nine-yard loss and the loose ball was recovered by Chris Hope in the second quarter.

**2010 (11/11 – Tennessee):** Started 11 games at defensive end and finished second on the team with a career-high seven sacks. Collected a career-best 59 tackles, as well as 10 quarterback pressures and three passes defended. Placed on injured reserve on Dec. 17, 2010. Led or tied for the team lead in sacks five times (vs. PIT, at NYG, vs. DEN, vs. PHI, vs. WAS).

- Against Oakland (9/12), matched then-career high with seven tackles and added two passes defended.
- Against Pittsburgh (9/19), tied career high with seven tackles and added a sack, two quarterback pressures and a fumble recovery. Recovered a Dennis Dixon fumble that was forced by a Will Witherspoon strip-sack and returned it five yards to the Steelers' 37-yard line in the first quarter. Halted a Steelers' drive by dropping Charlie Batch for a one-yard sack on third-and-five in the fourth quarter.
- At N.Y. Giants (9/26), dropped Eli Manning for a 12-yard sack late in the first quarter.
- Against Denver (10/3), tied a career high with seven tackles, posted a career-best 2.5 sacks and added two quarterback pressures. Teamed with Jason Babin to drop Kyle Orton for a five-yard sack in the first quarter. Ended a Broncos' drive by sacking Orton for a two-yard loss on third-and-five in the third quarter. Sacked Orton for a five-yard loss late in the fourth quarter.
- At Dallas (10/10), deflected a pass at the line of scrimmage that was then intercepted by Alterraun Verner deep in Cowboys' territory in the fourth quarter.
- At Jacksonville (10/18), recorded six tackles, a half sack and a quarterback pressure. Teamed with Jason Babin to sack Trent Edwards for a four-yard loss in the fourth quarter.
- Against Philadelphia (10/24), sacked Kevin Kolb for a four-yard loss in the second quarter.
- Against Washington (11/21), recorded six tackles, a sack and two quarterback pressures. Dropped Donovan McNabb for a seven-yard sack in overtime.

**2009 (11/1 – Tennessee):** In 11 games, registered 38 tackles, five quarterback pressures, two stops for loss, a pass defended and three special teams tackles.

- Against Buffalo (11/15), notched one tackle, a quarterback pressure and a pass defended in the Titans' 41-17 win.
- Against Miami (12/20), posted six tackles, two quarterback pressures and a stop on special teams in the Titans' 27-24 overtime win.
- At Seattle (1/3), recorded only start of the season and matched season high with six tackles, including two stops for loss and a quarterback pressure in the Titans' season-ending 17-13 victory.

**2008 (15/3, 0/0 – Tennessee):** Made impact in first season in Tennessee with 4.5 sacks (tied for fourth on team) and one interception. Finished

fifth on squad with 13 quarterback pressures and tied for team lead in quarterback pressures three times (at BLT, at KC, vs. GB). Tied for team lead in sacks three times (at CHI, at JAX, at DET).

- At Baltimore (10/5), collected career-best seven tackles and tied for the team lead with two quarterback pressures, playing both defensive end and defensive tackle for injury-depleted line.
- Against Indianapolis (10/27), left Monday Night Football game with concussion after opening kickoff.
- Against Green Bay (11/2), set career high with seven tackles and sacked Aaron Rodgers for four-yard loss.
- At Chicago (11/9), tallied six-yard sack of Rex Grossman.
- At Jacksonville (11/16), made first career start and posted five tackles, one sack and two quarterback pressures in 24-14 come-from-behind victory. Sacked David Garrard for seven-yard loss in fourth quarter.
- At Detroit (11/27), collected three tackles, one sack, one forced fumble and an interception return for a touchdown in 47-10 victory over Lions on Thanksgiving. Intercepted Daunte Culpepper pass intended for Kevin Smith and raced 15 yards for touchdown in first quarter. Forced fumble while dropping Drew Henson for sack in fourth quarter.
- Inactive in season finale (12/28 at Indianapolis) and in playoff game (1/10 against Baltimore) with back injury.

**2007:** Out of football during 2007 season after being released by the Carolina Panthers on Sept. 2, 2007.

**2006 (10/0 – N.Y. Jets):** Played in 10 games with Jets and was inactive six times during regular season and once in playoffs. Totaled one tackle and two passes defended.

**2005 (2/0 – San Diego, 3/0 – N.Y. Jets):** Played in two contests for Chargers before being signed to practice squad on Nov. 8. He was then signed by Jets off San Diego's practice squad on Dec. 13, 2005 and appeared in three games with Jets to finish season. Accumulated six total

tackles during season.

**2004 (6/0 – San Diego):** Played in six games as Chargers rookie before breaking bone in his foot and being placed on injured reserve for remainder of season. Totaled three tackles and two passes defended.

**COLLEGE:**

- Played defensive end for UCLA from 2000-03, starting his final three seasons. Recorded 139 tackles, 30.5 sacks (UCLA record), and 43.5 tackles for loss during his career.
- As senior (2003), named first-team *Sporting News* All-America, Pac 10 Defensive Player of the Year and first-team All-Pac 10 selection. Won Pac 10's Morris Trophy (top lineman) after leading country and setting school record with 16.5 sacks.
- Graduated with degree in history.

**PERSONAL:**

- Married to Carrie with three sons: Mason, Cade and Grady.
- At Dixon (Calif.) High School, named league Defensive Player of the Year and won All-State honors. Also played basketball in high school.
- List of favorites: (TV shows) "Family Guy", "The Simpsons" and "60 Minutes"; (actors) Guy Pearce and Viggo Mortensen; (music artists or groups) U2, The Shins and Nirvana; (food) In-N-Out Burgers; (vacation spot) at home on the couch; (school subject) history; (car) Ferrari; (sports heroes) Bo Jackson and Magic Johnson; and (book) "The Road" by Cormac McCarthy.
- Born David Stewart Ball on Jan. 4, 1981 in Fairfield, Calif.

**DAVE BALL'S GAME-BY-GAME**

**2004 San Diego Chargers**

Date	Opp	W/L	P/S	Tot Solo Asst	Sk - Yds	QBP	TFL	Int - Yds	-TD	PD	FF	FR - Yds	SpT
Sept 12	@ Hou	W	p	0 0 0	0.0 0	0	0	0 0 0	0	0	0	0 0	0 0
Sept 19	NYJ	L	p	2 2 0	0.0 0	0	0	0 0 0	0	0	0	0 0	0 0
Sept 26	@ Den	L	p	0 0 0	0.0 0	0	0	0 0 0	0	0	0	0 0	0 0
Oct 3	Ten	W	p	0 0 0	0.0 0	0	0	0 0 0	0	1	0	0 0	0 0
Oct 10	Jax	W	p	1 0 1	0.0 0	0	0	0 0 0	0	0	0	0 0	0 0
Oct 17	@ Atl	L	p	0 0 0	0.0 0	0	0	0 0 0	0	1	0	0 0	0 0
Oct 24	@ Car	W		Placed on Injured Reserve (foot) on Oct. 19, 2004									
<b>Totals</b>				<b>12-4</b>	<b>6/0</b>	<b>3</b>	<b>2</b>	<b>1</b>	<b>0.0</b>	<b>0</b>	<b>0</b>	<b>0</b>	<b>0</b>

**Playoffs**

Jan 8	NYJ	L		Placed on Injured Reserve (foot) on Oct. 19, 2004									
<b>Totals</b>				<b>0-1</b>	<b>0/0</b>	<b>0</b>	<b>0</b>	<b>0</b>	<b>0.0</b>	<b>0</b>	<b>0</b>	<b>0</b>	<b>0</b>

\* Placed on injured reserve (foot) from Oct. 24 to Jan. 8

**2005 San Diego Chargers/N.Y. Jets**

Date	Opp	W/L	P/S	Tot Solo Asst	Sk - Yds	QBP	TFL	Int - Yds	-TD	PD	FF	FR - Yds	SpT
Sept 11	Dal	L	p	1 0 1	0.0 0	0	0	0 0 0	0	0	0	0 0	0 0
Sept 18	@ Den	L	p	0 0 0	0.0 0	0	0	0 0 0	0	0	0	0 0	0 0
Sept 25	NYG	W	IA										
Oct 2	@ NE	W	IA										
Oct 10	Pit	L	IA										
Oct 16	@ Oak	W	IA										
Oct 23	@ Phi	L	IA										
Oct 30	KC	W	IA										
Nov 6	@ NYJ	W		Not on roster									
Nov 20	Buf	W		Signed to the Chargers' practice squad									
Nov 27	@ Was	W		Practice squad									
Dec 4	Oak	W		Practice squad									
Dec 11	Mia	L		Practice squad									
Dec 18	@ Mia	L	p	1 0 1	0.0 0	0	0	0 0 0	0	0	0	0 0	0 0
Dec 26	NE	L	p	3 3 0	0.0 0	0	0	0 0 0	0	0	0	0 0	0 0
Jan 1	Buf	W	p	1 1 0	0.0 0	0	0	0 0 0	0	0	0	0 0	0 0
<b>Totals</b>				<b>5/0</b>	<b>6</b>	<b>4</b>	<b>2</b>	<b>0.0</b>	<b>0</b>	<b>0</b>	<b>0</b>	<b>0</b>	<b>0</b>

\* First 13 games with San Diego, final three games with N.Y. Jets.

**2006 N.Y. Jets**

Date	Opp	W/L	P/S	Tot Solo Asst	Sk - Yds	QBP	TFL	Int - Yds	-TD	PD	FF	FR - Yds	SpT
Sept 10	@ Ten	W	p	0 0 0	0.0 0	0	0	0 0 0	0	0	1	0 0	0 0
Sept 17	NE	L	p	0 0 0	0.0 0	0	0	0 0 0	0	0	0	0 0	0 0
Sept 24	@ Buf	W	p	1 1 0	0.0 0	0	0	0 0 0	0	0	0	0 0	0 0
Oct 1	Ind	L	p	0 0 0	0.0 0	0	0	0 0 0	0	0	0	0 0	0 0
Oct 8	@ Jax	L	IA										
Oct 15	Mia	W	p	0 0 0	0.0 0	0	0	0 0 0	0	0	0	0 0	0 0
Oct 22	Det	W	p	0 0 0	0.0 0	0	0	0 0 0	0	0	0	0 0	0 0
Oct 29	@ Cle	L	IA										
Nov 12	@ NE	W	p	0 0 0	0.0 0	0	0	0 0 0	0	0	0	0 0	0 0
Nov 19	Chi	L	IA										
Nov 26	Hou	W	IA										
Dec 3	@ GB	W	p	0 0 0	0.0 0	0	0	0 0 0	1	0	0	0 0	0 0
Dec 10	Buf	L	p	0 0 0	0.0 0	0	0	0 0 0	0	0	0	0 0	0 0
Dec 17	@ Min	W	IA										
Dec 25	@ Mia	W	p	0 0 0	0.0 0	0	0	0 0 0	0	0	0	0 0	0 0
Dec 31	Oak	W	IA										
<b>Totals</b>				<b>10-6</b>	<b>10/0</b>	<b>1</b>	<b>1</b>	<b>0</b>	<b>0.0</b>	<b>0</b>	<b>0</b>	<b>2</b>	<b>0</b>

**Playoffs**

Jan 7	@ NE	L	IA										
<b>Totals</b>				<b>0-1</b>	<b>0/0</b>	<b>0</b>	<b>0</b>	<b>0</b>	<b>0.0</b>	<b>0</b>	<b>0</b>	<b>0</b>	<b>0</b>

**2008 Tennessee Titans**

Date	Opp	W/L	P/S	Tot Solo Asst	Sk - Yds	QBP	TFL	Int - Yds	-TD	PD	FF	FR - Yds	SpT
Sept 7	Jax	W	p	3 1 2	0.0 0	0	0	0 0 0	0	0	0	0 0	0 0
Sept 14	@ Cin	W	p	0 0 0	0.0 0	0	1	0 0 0	0	0	0	0 0	0 0
Sept 21	Hou	W	p	1 1 0	0.0 0	0	1	0 0 0	0	0	0	0 0	0 0
Sept 28	Min	W	p	1 0 1	0.0 0	0	0	0 0 0	0	0	0	0 0	0 0
Oct 5	@ Bal	W	p	7 3 4	0.0 0	2	0	0 0 0	0	0	0	0 0	0 0
Oct 19	@ KC	W	p	4 1 3	0.5 3.5	3	0	0 0 0	0	0	0	0 0	0 0
Oct 27	Ind	W	p	0 0 0	0.0 0	0	0	0 0 0	0	0	0	0 0	0 0
Nov 2	GB	W	p	7 3 4	1.0 4	1	0	0 0 0	0	0	0	0 0	0 0
Nov 9	@ Chi	W	p	6 4 2	1.0 6	0	0	0 0 0	0	0	0	0 0	0 0
Nov 16	@ Jax	W	S	5 3 2	1.0 4	2	0	0 0 0	0	0	0	0 0	0 0
Nov 23	NYJ	L	p	3 1 2	0.0 0	0	0	0 0 0	0	0	0	0 0	0 0



2



## ROB BIRONAS

KICKER • 6'0" • 210 lbs • COLLEGE: GA. SOUTHERN/AUBURN  
 ACQUIRED: FA - 2005 • NFL EXP. (NFL/TITANS): 8/8  
 HOMETOWN: LOUISVILLE, KY.  
 GAMES PLAYED/GAMES STARTED: 112/0 (PLAYOFFS: 2/0)



PRO BOWLS



2007

**PRO:** A powerful right-footed kicker in his eighth NFL season, Rob Bironas has earned the right to be named among the best players at his position. Statistically one of the top 10 kickers in NFL history, he made 86.3 percent of his field goals in the first seven years of his career and became one of the top two scorers in club history. Prior to winning a roster spot with the Titans in 2005, Bironas spent time in training camp with the Green Bay Packers in 2002, the Tampa Bay Buccaneers in 2003 and the Pittsburgh Steelers in 2004. Meanwhile, he spent two seasons in the Arena Football League and one season in Af2. In 2003, he made 12 of 27 field goal attempts for the Af2's Charleston Swamp Foxes. In 2004, he played for the Carolina Cobras and converted 17 of 40 field goal attempts and 70 of 89 PATs. In the spring of 2005, he connected on seven of 16 field goal attempts and 99 of 117 extra point attempts for the AFL's New York Dragons.

### CAREER HIGHLIGHTS:

- Bironas enters the 2012 season as the third-ranked kicker in NFL history in field goal accuracy, connecting on 86.3 percent of his attempts (189 of 219).
- Only Al Del Greco (1,060 points) has accounted for more points than Bironas in the history of the Titans/Oilers organization. Bironas passed George Blanda (598) for second place on the franchise's scoring list with a 55-yard field goal on Oct. 3, 2010.
- From 2005-11, Bironas made nine game-winning field goals, a total that put him second in club annals behind Al Del Greco (10). In 2006, he set a franchise record with four game-winners.
- Also from 2005-11, Bironas made 189 total field goals, tied for the second most by any NFL player during that time span.
- The 2007 Pro Bowl and AP All-Pro selection owns club records for longest field goal (60 yards), most field goals in a game (eight, also an NFL record), most consecutive games with a field goal (20) and most consecutive field goals (20, tied Al Del Greco).
- In 2011, Bironas saw action in all 16 games for the seventh consecutive season and finished seventh among kickers in AFC with 121 points. His 90.6 percent success rate in 2011 was the second-highest of his career, the fourth-highest in the NFL in 2011 and the third-highest in franchise history.
- In 2010, Bironas appeared in all 16 games and finished seventh in the AFC with 110 points and fourth in the AFC with 17 touchbacks. He made 24 of 26 attempts for a percentage of 92.3, which ranked third in the NFL.
- In 2008, Bironas was second in the AFC (seventh in the NFL) in scoring with 127 total points. He made 16 field goals of 40 or more yards to set a team record.
- Also one of the NFL's best kickoff specialists, Bironas converted 24.1 percent of his kickoffs (127 of 527) into touchbacks from 2005-11, ranking fifth in the league in that time span.

### TITANS TIDBITS:

- The Rob Bironas Fund was founded by Bironas in 2008 and is a Component Fund of the Community Foundation of Middle Tennessee. The Fund focuses on supporting causes in Tennessee and Kentucky that have children at the core of their missions. Support from the Bironas Fund is distributed based on criteria that Bironas set in place that is based on his own philosophy about hard work and determination. These "keystones" of the Fund are: Discipline, Focus, Preparation, Overcoming adversity, and Recovering from mistakes. In addition to Bironas' own contributions, several annual fundraisers are held to raise money for the Fund.
- Bironas served as co-chair of the Christmas4Kids Celebrity Golf Tournament, which was held April 10, 2012 at Pine Creek Golf Course in

Mt. Juliet. Funds generated by the tournament will be used to give Middle Tennessee children from 30 different schools, totaling more than 400 children, a December party with Santa and Mrs. Claus, a ride on a famous tour bus, and money to purchase gifts for family and friends at a local Wal-Mart.

- Bironas donated his cleats and the football used to make his NFL-record eighth field goal in a game at Houston (10/21/07) to the Pro Football Hall of Fame in Canton, Ohio.
- Bironas' father, Larry, owns Bironas, Inc., a building automation company in Louisville, Ky. While Rob was out of football from 2001-02, he worked for his father and older brother, Greg, doing sales and marketing for the business.
- Bironas was inducted into the Kentucky Pro Football Hall of Fame at a special induction ceremony at the Louisville Palace in June 2012. The event also served as a fundraiser, benefiting the University of Louisville Autism Center at Kosair Charities.
- During his time in Charlotte, N.C., while he was playing for the AFL's Carolina Cobras, he took a second job working in security and loss prevention at a Best Buy store.
- Also while in Charlotte, Bironas helped coach kickers at Providence High School.
- After transferring from Auburn, Bironas spent one semester at Georgia Southern before returning to complete his marketing degree at Auburn in spring 2001.
- More information can found about Bironas on his website [www.RobBironas.com](http://www.RobBironas.com) including frequent blog entries and news about his career accomplishments and philanthropic activity. Bironas can be followed on Twitter @RobBironas and on FaceBook at [www.FaceBook.com/RobBironas](http://www.FaceBook.com/RobBironas).

### CAREER TRANSACTIONS:

- The Louisville, Ky., native originally signed in the NFL with the Packers as a free agent on April 26, 2002 and was waived by the Packers on Aug. 1, 2002.
- Signed with the Tampa Bay Buccaneers from Aug. 16-24, 2003.
- Signed with the Pittsburgh Steelers from June 10-Sept. 5, 2004.
- Signed by the Titans on June 21, 2005.

### SEASON RECAPS:

- **2011 (16/0):** Appeared in all 16 games for the seventh consecutive season and finished seventh among kickers in AFC with 121 points. His 90.6 percent success rate in 2011 was the second-highest of his career, the fourth-highest in the NFL in 2011 and the third-highest in franchise history. Has posted 100 or more points in five consecutive seasons. Ranked second in the NFL with a 5.47 field goal plus/minus which is a summation of the average success rate of made and missed field goals league-wide from the past two seasons. Tied for second in the AFC with 44 touchbacks. Has made 209 consecutive extra point attempts in the regular season. Has made good on 137 of his last 153 field goal attempts (89.5 percent). Among kickers with at least 100 career field goals, ranks third in NFL history by connecting on 86.3 percent of his kicks. Set a new single-season franchise record with six total field goals from 50 yards or longer in 2011. Set an NFL record with a field goal of at least 40 yards in 10 consecutive games. Concluded the 2011 season with 15 consecutive made field goals, a streak that ranks sixth in team annals. Set a career high with six touchbacks at Carolina (11/13/11). Tied for the team lead in special teams tackles once in 2011 (vs. TB).
- Against Baltimore (9/18), made good on four of five field goals and both

extra point chances. Gave the Titans a 3-0 lead with a 25-yard field goal with 8:32 remaining in the second quarter. Extended the Titans lead to 20-10 with a 43-yard field goal with 3:25 remaining in the third stanza. Made good on a 39-yard field goal early in the fourth quarter. Sealed the game with a 33-yard field goal with 26 seconds left to play in the fourth stanza. Missed a 34-yard field goal wide right on the first play of the second quarter.

- At Pittsburgh (10/9), gave the Titans a 3-0 lead with a 29-yard field goal with 8:17 left to play in the first quarter. Executed a successful onside kick that was recovered by Alterraun Verner late in the third quarter.
- Against Indianapolis (10/30), made good on both field goal chances (51, 50) and all three extra point tries. Gave the Titans a 3-0 lead with a 51-yard field goal with 7:01 remaining in the first quarter. Extended the Titans lead to 13-0 by adding a 50-yard field goal in the second quarter. It marked the second time in his career (Nov. 23, 2009 at Houston) he recorded two field goals in a game of 50 or more yards.
- At Carolina (11/13), nailed all three field goal attempts (38, 36, 49) and all three extra point chances. Set a career high with six touchbacks and also tied Craig Hentrich's single-game high (10/18/98 vs. Cincinnati) for the franchise since the start of the 1991 season. Made the score 17-0 with a 38-yard field goal with 14:53 left to play in the second quarter. Gave the Titans a 20-3 advantage with a 36-yard field goal late in the third stanza. Increased the Titans' lead to 23-3 with a 49-yard field goal with 10:41 remaining in the fourth quarter. With his 38-yard field goal in the second quarter, became the second player in franchise history to reach 200 field goal attempts, joining Al Del Greco (295 attempts from 1991-00).
- Against Tampa Bay (11/27), connected on three of four field goals (31, 52, 38) and both extra point chances on a cold and rainy day. Missed a 42-yard field goal wide right in the second quarter. Gave the Titans a 10-3 lead with a 31-yard field goal with 3:52 remaining in the second quarter. Cut the Buccaneers lead to 17-13 with a clutch 52-yard field goal early in the fourth quarter. Extended the Titans lead to six points with a 38-yard field goal with 1:44 left to play in the fourth quarter. Posted a special teams tackle.
- At Buffalo (12/4), made good on all three field goal chances (48, 27, 44) and both extra point tries. Gave the Titans a 3-0 lead with a 48-yard field goal with 12:27 remaining in the opening quarter. Increased the Titans lead to 20-10 with a 27-yard field goal midway through the third quarter. Extended the Titans lead to 23-10 with a 44-yard field goal with 8:55 left to play in the game. Registered five touchbacks on kickoffs.
- At Indianapolis (12/18), made both of his field goals (53, 21) and his lone extra point chance. Posted four touchbacks on his four kickoffs. Evened the score with a 53-yard field goal with 5:32 left to play in the second quarter. Gave the Titans a 6-3 lead with a 21-yard field goal with 21 seconds left to play in the first half.
- Against Jacksonville (12/24), connected on all three field goals (51, 51, 35) and both extra point tries. Gave the Titans a 3-0 lead with a 51-yard field goal with 7:05 left to play in the first quarter. His first field goal gave him his ninth consecutive game with a field goal of at least 40 yards, which set a new NFL record. Nailed a 51-yard field goal to give the Titans a 20-10 advantage in the third quarter. Increased the Titans lead to 23-10 with a 35-yard field goal in the final quarter.
- At Houston (1/1), made all three field goals (21, 43, 33) and both extra point chances. Nailed a 21-yard field goal with 13:06 left to play in the second quarter. Gave the Titans a 13-10 halftime lead with a 43-yard field goal as time expired in the second quarter. Gave the Titans a 16-13 lead with a 33-yard field goal with 7:22 remaining in the third stanza.

**2010 (16/0):** Appeared in all 16 games for the sixth consecutive season and finished seventh in the AFC with 110 points and fourth in the AFC with 17 touchbacks. Has made 174 consecutive extra point attempts. Moved past George Blanda into second place on the franchise all-time scoring list with a 55-yard field goal against Denver (10/3/10). Connected on at least one field goal in 20 consecutive games (11/1/09 - 11/21/10), setting a franchise record. Reached 100 points for the fourth consecutive season. He joins Del Greco (1995-00) as the only players in franchise history to accomplish the feat. Tied for the team lead in special teams tackles once in 2010 (at MIA).

- Against Oakland (9/12), made his only field goal attempt (43). Tied a career high with five extra points. Gave the Titans a 10-3 lead with a 43-yard field goal with 1:39 remaining in the first quarter.
- At N.Y. Giants (9/26), connected on both field goals (48, 22) and all three extra point opportunities. Gave the Titans an early 3-0 lead with a 48-yard field goal with 9:29 remaining in the first quarter. Extended the Titans' lead to 22-10 with a 22-yard field goal in the fourth quarter.

- Against Denver (10/3), made good on two of three field goals and both extra points. Moved into second place on the franchise's all-time scoring list by nailing a 55-yard field goal as time expired in the first half, evening the score at 10-10. Gave the Titans a 20-16 lead with a 46-yard field goal into a steady wind with 5:00 remaining in the third quarter. Missed a 35-yard field goal wide right in the first quarter. Collected a solo special teams tackle.
- At Dallas (10/10), connected on both field goals (52, 40) and all four extra point chances. Gave the Titans an early 10-0 lead with a 52-yard field goal with 5:22 remaining in the first quarter. Connected on a 40-yard field goal with 19 seconds left to play in the third quarter, giving the Titans a 20-17 advantage.
- At Jacksonville (10/18), nailed all three field goal tries (26, 33, 36) and all three extra points. Extended the Titans lead to 17-0 with a 26-yard field goal with 2:09 left to play in the first half. Connected on a 33-yard field goal giving the Titans a 20-0 advantage with 11:25 remaining in the third quarter. Made good on a 36-yard field goal early in the fourth quarter.
- Against Philadelphia (10/24), connected on all three field goals (41, 38, 33) and all four extra point chances. Booted five touchbacks on seven kickoffs. Cut the Eagles lead to 16-10 with a 41-yard field goal in the third quarter. Gave the Titans a 20-19 lead with a 38-yard field goal with 9:26 remaining in the fourth quarter. Sealed the game with a 33-yard field goal that gave the Titans a 30-19 lead in the final stanza.
- Against Washington (11/21), made good on at least one field goal in a franchise record 20th consecutive game. He broke his own franchise record of 19 consecutive games with a field goal, set in 2006-07. Connected on all three field goal attempts (25, 32, 40) and his lone extra point chance. Evened the score at 10-10 with a 25-yard field goal with 3:31 remaining in the second quarter. Knotted the score at 13-13 with a 32-yard field goal in the third quarter. Connected on a 40-yard field goal, giving the Titans a 16-13 lead with 8:40 remaining in the fourth quarter.

**2009 (16/0):** Made 27 of 32 field goal attempts and ranked sixth in the AFC (10th in the NFL) with 118 points. He also ranked seventh in the AFC (20th in the NFL) with seven touchbacks on kickoffs.

- Against Indianapolis (10/11), he made all three field goal attempts, all of which were beyond 40 yards. In the first half, he capped drives with 49, 43 and 46-yarders, marking the second time in his career he made three or more field goals of 40-plus yards (11/27/08 at Detroit). He became the second NFL kicker in 2009 to accomplish the feat.
- Against Jacksonville (11/1), he made all three field goal attempts, converting from 48, 25 and 45 yards. It was his 16th career game with three or more made field goals. On his second field goal of the game, he passed Tony Zendejas (117) for second place on the team's all-time list for most career field goals.
- At San Francisco (11/8), he made two field goals in two attempts, converting from 21 and 28 yards. With his 21-yarder, he became the fourth player in franchise history to reach 500 career points, joining Al Del Greco (1,060), George Blanda (598) and Tony Zendejas (548).
- Against Buffalo (11/15), he made two of three field goal attempts. His 51-yarder with 3:21 remaining made it a two-score contest (27-17). His 38-yard field goal in the second quarter was his 13th consecutive successful attempt, a streak that was broken when he missed from 60 yards at the end of the first half.
- At Houston (11/23), he made two of three field goal attempts in a 20-17 Monday night win. In the third quarter, he gave the Titans a 17-14 lead with a 50-yard field goal. Late in the fourth quarter, he booted a 53-yarder that proved to be the game-winning score, his eighth career game-winner. It was the first game in his career that he made two field goals of 50 or more yards.
- Against Arizona (11/29), he made field goals from 52 and 24 yards. His 52-yard field goal in the first quarter was his fourth field goal of 50-plus yards in three games.
- Against St. Louis (12/13), he recorded his seventh career game with four or more field goals, connecting on all four of his attempts from 27, 34, 36 and 50 yards. With his third field goal in the game, Bironas passed former Oilers kicker Tony Zendejas (548 points from 1985-90) for third place on the franchise's all-time scoring list.
- Against Miami (12/20), he made both field goal attempts from 24 and 46 yards. The latter came in overtime to give the Titans a 27-24 win. The kick was his ninth career game-winning field goal (final score of game and put Titans ahead in fourth quarter or overtime) and his second of the season.

**2008 (16/0, 1/0):** Ranked second in the AFC and seventh in the NFL in scoring in fourth NFL season. He made 29 out of his 33 field goal attempts and all 40 of his extra point attempts to give him 127 total points, the fourth-highest scoring total in franchise history. He made 16 field goals of 40 or more yards to set a team record. On kickoffs, Bironas tied for first in the AFC and second in the NFL with 22 touchbacks.

- Against Indianapolis (10/27), connected on three of four field goal attempts, making kicks of 34, 44 and 48 yards. The first two successful attempts gave him 20 consecutive field goals, tying Al Del Greco's franchise record (1998-99). Bironas made every regular season field goal from Dec. 16, 2007 until missing 43-yard attempt later in game against Colts.
- Against Green Bay (11/2), made four of five field goal attempts, including game-winner from 41 yards in overtime. It was the seventh game-winning field goal of his career. He also hit from 31, 25 and 22 yards and surpassed Toni Fritsch (392 points) for sixth place on team's all-time scoring list.
- Against New York Jets (11/23), made both field goal attempts (43 and 49 yards) to give him 100 career field goals.
- At Detroit (11/27), made four field goals in four attempts, all from beyond 40 yards (49, 41, 45 and 43 yards) in Thanksgiving victory. It was first time in career he made four field goals of 40 or more yards in same game. He also set career high with five extra points. He went over 100-point mark for second consecutive season.
- Against Cleveland (12/7), made four extra points to move into a tie with Earl Campbell (438 points) for fifth on team's all-time scoring list.
- At Houston (12/14), successful on all four field goal attempts, including season-long 51-yarder. It was sixth time in career he made at least four field goals in game and third time in 2008. He surpassed Earl Campbell (438 career points) on team's all-time scoring list.
- Against Pittsburgh (12/21), successful on only field goal attempt and made all four extra point attempts. With 42-yard field goal in second quarter, moved past former running back Eddie George (450 career points with Titans) for sole possession of fourth place on team's all-time scoring list.
- In Divisional Playoff against Baltimore (1/10), made 27-yard field goal and missed from 51 yards.

**2007 (16/0, 1/0):** Voted to his first career Pro Bowl appearance after hitting 35 of 39 field goal attempts and converting all 28 extra point attempts. He also was named first-team Associated Press All-Pro, won the PFW/PFWA Golden Toe Award and was the October AFC Special Teams Player of the Month. Bironas finished second in team annals behind Al Del Greco's 1998 effort in scoring (133 to 136), made field goals (35 to 36) and field goal accuracy (89.7 percent to 92.3 percent). His 35 made field goals led the NFL, and his 133 points ranked second in the AFC and fourth in the NFL among kickers. He made 19 consecutive field goals from Oct. 14-Nov. 25, also ranking second in franchise history (20 by Del Greco, 1998-99).

- Throughout the season, Bironas connected on a total of 10 field goals within the final two minutes of the half (nine first half, one second half).
- On kickoffs, he was second in the AFC and third in the NFL with 16 touchbacks.
- At Houston (10/21), set new NFL record with eight field goals, making all eight field goal tries -- good from 52, 25, 21, 30, 28, 43, 29 and 29 yards. Final field goal occurred as time expired and gave Titans a 38-36 victory. It was Bironas' sixth career game-winning field goal. Previous single-game NFL record was seven field goals, which had occurred four times before. Jim Bakken (9/24/67), Rich Karlis (11/5/89), Chris Boniol (11/18/96) and Billy Cundiff (9/15/03) were only players in history to hit seven field goals in a game, and only Karlis and Boniol did so without a missed try. Bengals kicker Shayne Graham kicked seven field goals later in 2007 (11/11). Bironas kicked five field goals in first half, marking third time in NFL history that five field goals had been kicked by one player in first half. Morten Andersen (Atlanta) kicked five vs. San Francisco (9/3/00) and Boniol (Dallas) kicked five vs. Green Bay (11/18/96). Bironas' 26 points (eight FGs, two PATs) were most by kicker since NFL merger in 1970. Point total tied George Blanda (9/18/60) for second-most in franchise history by any player behind Billy Cannon (30 on 12/10/61). Bironas was named AFC Special Teams Player of the Week.
- Named AFC Special Teams Player of the Month for October after making 13 of 14 field goals in four games during the month.
- At Indianapolis (12/30), was three-of-three on field goals and made only extra point attempt in regular season finale and playoff-clinching victory. Connected on field goals of 40, 54 and 33 yards. His 54-yarder put Titans

ahead 13-10 in the fourth quarter. His 10 points gave him 133 in regular season to finish second in team annals behind Al Del Greco (136 in 1998).

- In Wild Card Game at San Diego (1/6), made playoff debut and connected on two of three field goal attempts (good from 30 and 44 yards).

**2006 (16/0):** Led team in scoring for second consecutive season with 98 points. He connected on 22 of 28 field goals (78.5 percent) and was perfect on 32 of 32 extra point attempts. He also posted franchise record four game-winning field goals in a single season (previous record, three game-winning field goals by Al Del Greco in 2000 and Joe Nedney in 2001). Kicked off 70 times, placing 26 in the end zone and 10 touchbacks.

- Against Indianapolis (12/3), registered his third game-winning field goal of the season and fourth of his career on a franchise-record 60-yard field goal. His 60-yard field goal tied for fourth-longest in NFL history and he became the sixth player to kick a 60-yard field goal or longer in NFL history and the third player from that elite group to boot a game winner.
- At Buffalo (12/24), posted franchise record fourth game-winning field goal of the season and fifth of his career. He tied season-high connecting on three of three field goals (42, 20 and 30) and added three extra point attempts.

**2005 (16/0):** Led Titans in scoring with 99 points and was successful on 23 of 29 field goal attempts and 30 of 32 PAT's. Bironas' 11 touchbacks tied for fourth in AFC and tied for seventh in NFL. His 11 touchbacks were also the most by Titans kicker since 2001, when Joe Nedney booted 12 touchbacks.

- Against Baltimore (9/11), connected on three field goals (39, 29 and 47) and two extra point attempts, his first NFL points.

**2004:** Spent training camp with Pittsburgh Steelers before being released in final roster cut down. Made two of three field goal attempts and was perfect on extra points in four preseason games.

**2003:** Spent training camp with Tampa Bay Buccaneers before being released prior to season. Was used on kickoffs in two preseason games.

**2002:** Was on Green Bay Packers roster during training camp but did not see preseason action.

#### COLLEGE:

- Began career at Auburn (1996-99) before transferring to Georgia Southern for senior season.
- Was member of Eagles' NCAA Division I-AA National Championship team, connecting on seven of 13 field goal attempts during season and scoring 39 total points.
- At Auburn, was semi-finalist for Lou Groza Award in 1998 after making 12 of 16 field goal attempts, including two successful 49-yard tries, and making all 18 PATs for team-high 54 points.
- Received degree from Auburn in marketing.

#### PERSONAL:

- Splits time between Nashville and Louisville, Ky.
- At Trinity (Louisville, Ky.) High School, lettered two years in football, four years in soccer, two years in swimming and one year on track team.
- Appeared in 2008 United Way of Middle Tennessee's "Live United" campaign ads.
- Among many other charitable endeavors, participated in Titans Caravan, school and hospital visits, Super Bowl XLII Taste of the NFL, Kevin Carter's "Waiting for Wishes" event, John Lynch Celebrity Classic, PENCIL Foundation's "A Little Night Music," "Bowling for Roses" celebrity bowling competition and Gilda's Club Nashville.
- Follow Bironas on Twitter at @RobBironas.
- List of favorites: (movie) "The Godfather"; (TV show) "The Sopranos"; (music) all kinds of music; (actors) Adam Sandler, Halle Berry and Jessica Alba; (kind of car) Maserati and Camaro Super Sport; (school subject) math; (author) James Patterson; (video games) Nintendo Wii; (vacation getaway) "any island"; and (food) Italian food.
- Born James Robert Bironas on Jan. 29, 1978 in Louisville, Ky.







## ROB BIRONAS' GAME-BY-GAME CONT.

Nov 13	@ Car	W	3	3	3	3	100.0	0	0	0	0	2	2	1	1	0	0	49	12	38, 36, 49	7	6	6	85.7
Nov 20	@ Atl	L	2	2	1	1	100.0	0	0	0	0	0	0	1	1	0	0	46	5	46	4	4	4	100.0
Nov 27	TB	W	2	2	3	4	75.0	0	0	0	0	2	2	0	1	1	1	52	11	42n, 31, 52, 38	6	5	3	50.0
Dec 4	@ Buf	W	2	2	3	3	100.0	0	0	1	1	0	0	2	2	0	0	48	11	48, 27, 44	6	5	5	83.3
Dec 11	NO	L	2	2	1	1	100.0	0	0	0	0	0	0	1	1	0	0	43	5	43	4	4	2	50.0
Dec 18	@ Ind	L	1	1	2	2	100.0	0	0	1	1	0	0	0	0	1	1	53	7	53, 21	4	4	4	100.0
Dec 24	Jax	W	2	2	3	3	100.0	0	0	0	0	1	1	0	0	2	2	51	11	51, 51, 35	6	3	1	16.7
Jan 1	@ Hou	W	2	2	3	3	100.0	0	0	1	1	1	1	1	1	0	0	43	11	21, 43, 33	5	5	4	80.0
<b>Totals</b>			<b>9-7</b>	<b>34</b>	<b>34</b>	<b>29</b>	<b>32</b>	<b>90.6</b>	<b>0</b>	<b>0</b>	<b>5</b>	<b>5</b>	<b>9</b>	<b>10</b>	<b>9</b>	<b>10</b>	<b>6</b>	<b>7</b>	<b>53</b>	<b>121</b>	<b>78</b>	<b>64</b>	<b>44</b>	<b>56.4</b>

## ROB BIRONAS' NFL STATISTICS

REGULAR SEASON			PAT		FG			1-19		20-29		30-39		40-49		50+		Kickoffs					
Date	Team	GP	Ma	Att	Ma	Att	Pct	Ma	Att	Ma	Att	Ma	Att	Ma	Att	Ma	Att	LG	Pts	No	InEZ	TB	PctTB
2005	Tennessee	16	30	32	23	29	79.3	0	0	10	10	6	7	5	7	2	5	53	99	72	28	11	15.3
2006	Tennessee	16	32	32	22	28	78.6	0	0	10	11	7	7	4	8	1	2	60	98	70	26	10	14.3
2007	Tennessee	16	28	28	35	39	89.7	0	0	10	12	12	12	9	10	4	5	56	133	75	36	16	21.3
2008	Tennessee	16	40	40	29	33	87.9	0	0	6	6	7	7	15	19	1	1	51	127	85	44	21	24.7
2009	Tennessee	16	37	37	27	32	84.4	0	0	8	8	4	6	10	12	5	6	53	118	81	32	7	8.6
2010	Tennessee	16	38	38	24	26	92.3	0	0	6	6	8	9	8	8	2	3	55	110	76	36	17	22.4
2011	Tennessee	16	34	34	29	32	90.6	0	0	5	5	9	10	9	10	6	7	53	121	78	64	44	56.4
<b>NFL Totals</b>		<b>112</b>	<b>239</b>	<b>241</b>	<b>189</b>	<b>219</b>	<b>86.3</b>	<b>0</b>	<b>0</b>	<b>55</b>	<b>58</b>	<b>53</b>	<b>58</b>	<b>60</b>	<b>74</b>	<b>21</b>	<b>29</b>	<b>60</b>	<b>806</b>	<b>533</b>	<b>266</b>	<b>126</b>	<b>23.6</b>

PLAYOFFS			PAT		FG			1-19		20-29		30-39		40-49		50+		Kickoffs					
Date	Team	GP	Ma	Att	Ma	Att	Pct	Ma	Att	Ma	Att	Ma	Att	Ma	Att	Ma	Att	LG	Pts	No	InEZ	TB	PctTB
2007	Tennessee	1	0	0	2	3	66.7	0	0	0	0	1	2	1	1	0	0	44	6	2	0	0	0.0
2008	Tennessee	1	1	1	1	2	50.0	0	0	1	1	0	0	0	0	0	1	27	4	3	2	2	66.7
<b>Playoff Totals</b>		<b>2</b>	<b>1</b>	<b>1</b>	<b>3</b>	<b>5</b>	<b>60.0</b>	<b>0</b>	<b>0</b>	<b>1</b>	<b>1</b>	<b>1</b>	<b>2</b>	<b>1</b>	<b>1</b>	<b>0</b>	<b>1</b>	<b>44</b>	<b>10</b>	<b>5</b>	<b>2</b>	<b>2</b>	<b>40.0</b>

### Single-Game Highs

Field Goals Made - 8 at Houston (10/21/07)  
 Field Goal attempts - 8 at Houston (10/21/07)  
 Longest Field Goal - 60 yds vs. Indianapolis (12/04/06)  
 PATs Made - 5 (four times, most recent vs. Oakland 9/12/10)  
 PATs Attempted - 5 (four times, most recent vs. Oakland 9/12/10)  
 Points - 26 at Houston (10/21/07)

### Playoff Single-Game Highs

Field Goals Made - 2 at San Diego (1/6/08)  
 Field Goals Attempts - 3 at San Diego (1/6/08)  
 Longest Field Goal - 44 at San Diego (1/6/08)  
 PATs Made - 1 vs. Baltimore (1/10/09)  
 PATs Attempted - 1 vs. Baltimore (1/10/09)  
 Points - 6 at San Diego (1/6/08)

### Additional Career Statistics

Punts - 1 for 40 yards (2009)  
 Special Teams Tackles - 1 (2005), 2 (2006), 3 (2007), 4 (2008),  
 1 (2009), 2 (2010), 1 (2011)  
 Fumble Recoveries - 1 (2005)

18



## KENNY BRITT

WIDE RECEIVER • 6'3" • 215 lbs • COLLEGE: RUTGERS  
 ACQUIRED: 1ST ROUND - 2009 • NFL EXP. (NFL/TITANS): 4/4  
 HOMETOWN: BAYONNE, N.J.  
 GAMES PLAYED/GAMES STARTED: 31/15 (PLAYOFFS: 0/0)



**PRO:** Wide receiver Kenny Britt provides an explosive element to the team's passing game with his combination of size, speed and catching ability. He returns to the lineup in 2012 after suffering a season-ending knee injury in 2011. He is considered one of the team's building blocks at the offensive skill positions, alongside a trio of the team's other first-round draft picks: quarterback Jake Locker, fifth-year running back Chris Johnson and rookie wide receiver Kendall Wright. In Britt's first two seasons (2009–2010), he led the team with a total of 1,476 receiving yards and tied for the team lead with 12 touchdown receptions. In that period of time, he ranked sixth in the NFL with a 17.6-yard receiving average. He began his third season on a torrid pace, catching 17 passes for 289 yards and three touchdowns before tearing his right ACL and MCL in the team's fourth game.

### CAREER HIGHLIGHTS:

- In the first two games of 2011, Britt's 271 combined receiving yards ranked second in franchise history through the first two weeks of the season, trailing only Charley Hennigan's 347 in 1962.
- With 701 receiving yards as a rookie and 775 yards in 2010, Britt became the first Titans/Oilers player since Chris Sanders (1995–1996) to lead the squad in receiving yards in each of his first two seasons.
- From Sept. 26–Oct. 24, 2010, Britt caught at least one touchdown pass in five consecutive games, tying for the second-longest streak in franchise history.
- Britt recorded one of the best receiving games in franchise annals against the Eagles on Oct. 24, 2010, when he caught seven passes for 225 yards and three touchdowns. His yardage total ranked fifth in team history.
- In 2009, his rookie receiving yardage total (701 yards) ranked fifth in franchise rookie history and was the highest by a Titans rookie receiver since Chris Sanders' 823 yards in 1995.
- Among the 2009 NFL rookie class, Britt was seventh in the NFL and third in the AFC in receptions (42), and he was fifth in the NFL and second in the AFC in receiving yards (701).
- Britt provided one of the most dramatic endings to an NFL game in 2009 with a 10-yard, game-winning touchdown reception on fourth down as time expired against the Arizona Cardinals (11/29/09).
- In pre-draft workouts in 2009, Britt was timed in the 40-yard dash at 4.5 seconds and displayed a 37-inch vertical jump.

### TITANS TIDBITS:

- Prior to the 2009 NFL Draft, Britt spent extensive time training with former Denver Broncos wide receiver Rod Smith, who totaled more than 11,000 receiving yards during his career.
- When the Titans used the 30th overall selection in the 2009 NFL Draft on him, Britt became the first Rutgers player ever to be drafted in the first round.
- The son of Jack Britt and Michelle Johnson, Kenny also was influenced heavily throughout his youth by his uncle, Rev. Alex C. Britt. Kenny was heavily involved in his uncle's Newark congregation, the Church of the Living Water, and even moved in with the reverend and his wife, Donald, prior to his junior year at Rutgers.
- Britt is an avid player of the video game *Call of Duty*.

### CAREER TRANSACTIONS:

- The Bayonne (bay-OWN), N.J., native was selected by the Titans in the first round (30th overall) of the 2009 NFL Draft.

### SEASON RECAPS:

**2011 (3/3):** Started the first three games at wide receiver and registered 17 receptions for 289 yards and three touchdowns. Was placed on injured reserve on Sept. 28, 2011 after suffering a season-ending knee injury against Denver (9/25/11). Britt's 271 receiving yards over the first two weeks of the season were the second most in franchise history through first two weeks, behind only Charley Hennigan, who had 347 in 1962.

- At Jacksonville (9/11), started at wide receiver and led the team with 136 receiving yards on five receptions, including two touchdowns catches. Hauled in a shovel pass from Matt Hasselbeck and raced 80 yards for a touchdown in the third quarter. Snared a 25-yard reception along the left sideline in the fourth quarter. Pulled the Titans within two points at 16-14 with an acrobatic two-yard touchdown catch in the left corner of the end zone with 3:34 remaining in the fourth quarter.
- Against Baltimore (9/18), started at wide receiver and snared a career-best nine receptions for 135 yards with a touchdown. Hauled in a 37-yard completion from Matt Hasselbeck late in the opening stanza. Extended the Titans' initial scoring drive with a nine-yard reception on third-and-five in the second quarter. Kept the Titans' first touchdown drive alive with a six-yard catch on third-and-one in the second quarter. Gave the Titans a 10-7 advantage with a four-yard touchdown reception with 40 seconds remaining in the first half. Converted a key third-and-eight with a leaping 28-yard reception over the middle in the fourth quarter.
- Against Denver (9/25), started at wide receiver and snared three receptions for 18 yards before leaving the game in the second quarter with an injury.

**2010 (12/6):** Appeared in 12 games with six starts at wide receiver. Finished second on the team with 42 receptions and led the squad with 775 receiving yards and nine receiving touchdowns. Placed seventh in the NFL with an 18.5-yard receiving average. Led or tied for the team lead in receptions four times in 2010 (vs. PIT, at DAL, vs. PHI, vs. HST). Led the team in receiving yards four times in 2010 (at DAL, vs. PHI, vs. HST, at IND). A right hamstring injury suffered at San Diego (10/31) caused him to miss four games.

- Against Pittsburgh (9/19), tied for the team lead with five receptions for 41 yards and scored a two-point conversion on a catch from Kerry Collins.
- At N.Y. Giants (9/26), gave the Titans a 19-10 lead with an acrobatic 13-yard touchdown catch on third-and-seven in the third quarter.
- Against Denver (10/3), evened the score at 7-7 with an eight-yard touchdown grab on third-and-one in the second quarter.
- At Dallas (10/10), started at wide receiver and snared four receptions for 86 yards and a touchdown. Drew two pass interference penalties totaling 48 yards on the Titans' opening touchdown drive. Gave the Titans a 17-3 lead with a 12-yard touchdown grab with 12:28 remaining in the second quarter. Kickstarted a Titans' scoring drive with a 52-yard diving catch in the third quarter.
- At Jacksonville (10/18), started at wide receiver and posted two catches for 33 yards, including a touchdown catch in his fourth consecutive game. Gave the Titans an early 7-0 lead with a 23-yard, catch-and-run touchdown reception in the first quarter.
- Against Philadelphia (10/24), led the team and tied a career high with seven receptions for a career-best 225 yards and three touchdowns. The 225 receiving yards were the fifth most in franchise history and the most since Drew Bennett amassed 233 yards against Kansas City (12/13/04). Gave the Titans a 7-3 lead with a leaping, 26-yard touchdown catch in the corner of the end zone on third-and-six in the second quarter. With the Titans pinned at their own one-yard line, drew a 21-yard pass interference penalty that kickstarted a scoring drive. On the next play, hauled in a

34-yard reception down the left sideline. Extended the Titans' scoring drive in the third quarter with a six-yard reception on third-and-one. Started the Titans' fourth-quarter rally by adjusting to a Kerry Collins bomb and racing 80 yards for a touchdown that cut the Eagles lead to 19-17. Snared a 42-yard reception during a Titans' scoring drive in the fourth quarter. Extended the Titans lead to 27-19 with his third touchdown catch of the afternoon, a 16-yarder with 5:03 remaining in the fourth quarter. Joined Bill Groman (eight in 1961) and Chris Sanders (five in 1995) as the only players in franchise history to record at least one touchdown reception in five consecutive contests.

- At San Diego (10/31), left the game in the first quarter with a hamstring injury.
- Against Houston (12/19), led the team with six receptions and 128 receiving yards. Kickstarted the Titans' second touchdown drive with a 59-yard reception off a deflected pass in the first quarter.
- At Kansas City (12/26), snared four receptions for 89 yards and a touchdown. Got the Titans on the scoreboard with a 53-yard touchdown reception with 4:15 remaining in the first half.
- At Indianapolis (1/2), led the team with 85 receiving yards on five receptions with a touchdown before leaving the game in the third quarter with an injury. Converted a third-and-12 and a fourth-and-one with receptions of 22 and eight yards, respectively, during the Titans' scoring drive in the second quarter. Evened the score at 13-13 in the third quarter with a 21-yard touchdown reception.

**2009 (16/6):** In his rookie season, led the team with 701 receiving yards and finished fourth on the squad with 42 receptions. He was one of two Titans rookies in 2009 to play in all 16 games, recording six starts. Ranked fifth in franchise rookie history in receiving yards and produced the highest receiving yardage total by a Titans rookie receiver since Chris Sanders' 823 yards in 1995. Tied for sixth in team annals in receptions by a rookie. Among the 2009 NFL rookie class, Britt was seventh in the NFL and third in the AFC in receptions, and he was fifth in the NFL and second in the AFC in receiving yards. Ranked eighth in the NFL with a 16.7-yard receiving average. Posted at least one reception in 14 of 16 games in 2009, including at least one catch in the final eight games of the season. Led the team in receiving yards six times (at PIT, at NYJ, at JAX, at HST, vs. ARI, vs. STL), and led or tied for the team lead in receptions four times (at NYJ, at JAX, at HST, vs. ARI). Registered two 100-yard receiving games (at JAX, vs. ARI).

- At Pittsburgh (9/10), saw significant action as a reserve in his first NFL contest and grabbed four receptions for a team-high 85 yards. Collected his first career NFL reception with a 15-yard catch in the second quarter. Got open down the left sideline and hauled in a 57-yard reception to set up the Titans' lone touchdown of the evening late in the second quarter.
- Against Buffalo (11/15), made his first career NFL start at wide receiver and caught two passes for 55 yards in the Titans' 41-17 win. Kickstarted the Titans' second touchdown drive with a 38-yard reception down the left sideline in the first quarter.
- At Houston (11/23), started and led the team with 42 receiving yards on four receptions with a touchdown in a 20-17 Monday Night Football victory. Registered his first career NFL touchdown reception with a 13-yard catch on third-and-three with 12:50 remaining in the second quarter.
- Against Arizona (11/29), tied a career-best with seven receptions for a career-high 128 yards, including the game-winning score in the Titans' 20-17 come-from-behind victory. Converted a fourth-and-eight with a 24-yard reception in the second quarter. Hauled in a 51-yard catch in the fourth quarter. Kept the Titans' game-winning touchdown drive alive with a 10-yard catch on fourth-and-four in the final stanza. Finally, gave the Titans a 20-17 victory with a leaping, 10-yard touchdown catch in the back of the end zone on fourth-and-goal with no time remaining in the game.
- At Indianapolis (12/6), grabbed three receptions for 46 yards and a touchdown, marking his third consecutive game with a scoring catch. Hauled in a 25-yard reception along the left sideline in the second quarter and cut the Colts lead to 21-10 with a six-yard touchdown catch with 20 seconds left to play in the first half. Returned a kickoff a season-best 56 yards in the fourth quarter.
- Against St. Louis (12/13), snared two receptions for a team-high 75 yards in the Titans' commanding 47-7 victory. Hauled in a 31-yard reception on the Titans first play from scrimmage, then caught a short pass in the left flat and turned it up-field for a 44-yard gain in the third quarter.

#### COLLEGE:

- In a three-year career at Rutgers University (34 games, 31 starts), set a Big East Conference record with 3,043 receiving yards. He additionally became Rutgers' all-time leader in career touchdown receptions (17, tied with Chris Brantley), consecutive 100-yard receiving game (five in 2008), career 100-yard receiving games (14), single-season receiving yards (1,371 in 2008) and single-season receptions (87 in 2008). His 178 career receptions ranked third in Rutgers history and fourth in Big East history. Britt's 14 career 100-yard games set a school record and tied former Pitt wide receiver Larry Fitzgerald's conference record.
- Concluded his career with a 31-game streak with at least two receptions.
- An integral player in transforming the Scarlet Knights into a national power, the team won 27 total games, including three consecutive bowl victories, during Britt's three years there.
- As a junior (2008), named Associated Press third-team All-American, All-Big East first-team selection and unanimous All-Conference media selection. Ranked second in nation in receiving yards per game (114.2) and eighth in nation in receptions per contest (7.4). Led Big East and tied Rutgers records with 87 total receptions and 1,371 receiving yards. Recorded eight 100-yard games, including school-record five consecutive 100-yard efforts.
- As a sophomore (2007), was second-team All-Big East selection after finishing second on team with 62 receptions for then-school-record (broke in 2008) 1,232 yards, an average of 19.9 yards per catch. Scored eight touchdowns.
- As a freshman (2006), played nine games, including starts in six of final seven contests, and totaled 29 receptions for 440 yards and two touchdowns. Totaled nine plays of 20 yards or longer.
- Majored in criminal justice.

#### PERSONAL:

- Married to Sabrina and splits time between Nashville and Bayonne, N.J., with his son, Aiden, and his daughter, Ava.
- At Bayonne (N.J.) High School, earned first-team All-Hudson County honors from Hudson County Interscholastic Athletic Association, the *Star-Ledger* and *Jersey Journal*. Named fifth-best overall talent in New Jersey by Rivals.com after producing 24 receptions for 462 yards and six touchdowns.
- Also participated in track and finished second in state in 50m-dash as senior.
- List of favorites: (movie) "The Bourne Ultimatum"; (TV shows) "Family Guy," "Bernie Mac" and "The Simpsons"; (music artist) Albee Al; (school subjects) math and black history; and (food) his father's lasagna.
- Born Kenneth Lawrence Britt on Sept. 19, 1988 in Bayonne, N.J.

## KENNY BRITT'S GAME-BY-GAME

2009 Tennessee Titans										RECEIVING					KICKOFF RETURNS					2011 Tennessee Titans									
Date	Opp	W/L	P/S	No	Yds	Avg	Lg	TD	No	Yds	Avg	Lg	TD	Date	Opp	W/L	P/S	No	Yds	Avg	Lg	TD	No	Yds	Avg	Lg	TD		
Sept 10	@ Pit	L	p	4	85	21.3	57	0	0	0	-	0	0	Sept 11	@ Jax	L	S	5	136	27.2	80t	2	0	0	-	0	0		
Sept 20	Hou	L	p	2	22	11.0	13	0	0	0	-	0	0	Sept 18	Balt	W	S	9	135	15.0	37	1	0	0	-	0	0		
Sept 27	@ NYJ	L	p	4	59	14.8	27	0	0	0	-	0	0	Sept 25	Den	W	S	3	18	6.0	13	0	0	0	-	0	0		
Oct 4	@ Jax	L	p	7	105	15.0	42	0	0	0	-	0	0	Oct 2	@ Cle			Placed on injured reserve on Sept. 28, 2011											
Oct 11	Ind	L	p	2	18	9.0	11	0	0	0	-	0	0	Oct 9	@ Pit														
Oct 18	@ NE	L	p	0	0	-	0	0	0	0	-	0	0	Oct 23	Hou														
Nov 1	Jax	W	p	1	7	7.0	7	0	0	0	-	0	0	Oct 30	Ind														
Nov 8	@ SF	W	p	0	0	-	0	0	0	0	-	0	0	Nov 6	Cin														
Nov 15	Buf	W	S	2	55	27.5	38	0	0	0	-	0	0	Nov 13	@ Car														
Nov 23	@ Hou	W	S	4	42	10.5	16	1	0	0	-	0	0	Nov 20	@ Atl														
Nov 29	Ari	W	S	7	128	18.3	51	1	2	58	29.0	35	0	Nov 27	TB														
Dec 6	@ Ind	L	S	3	46	15.3	25	1	5	175	35.0	56	0	Dec 4	@ Buf														
Dec 13	StL	W	S	2	75	37.5	44	0	2	49	24.5	37	0	Dec 11	NO														
Dec 20	Mia	W	S	2	32	16.0	19	0	4	72	18.0	56	0	Dec 18	@ Ind														
Dec 25	SD	L	p	1	13	13.0	13	0	7	96	13.7	29	0	Dec 24	Jax														
Jan 3	@ Sea	W	p	1	14	14.0	14	0	4	73	18.3	24	0	Jan 1	@ Hou														
<b>Totals</b>		<b>8-8</b>	<b>16/6</b>	<b>42</b>	<b>701</b>	<b>16.7</b>	<b>57</b>	<b>3</b>	<b>24</b>	<b>523</b>	<b>21.8</b>	<b>56</b>	<b>0</b>	<b>Totals</b>		<b>2-1</b>	<b>3/3</b>	<b>17</b>	<b>289</b>	<b>17.0</b>	<b>80t</b>	<b>3</b>	<b>0</b>	<b>0</b>	<b>-</b>	<b>0</b>	<b>0</b>		

2010 Tennessee Titans										RECEIVING					KICKOFF RETURNS				
Date	Opp	W/L	P/S	No	Yds	Avg	Lg	TD	No	Yds	Avg	Lg	TD						
Sept 12	Oak	W	p	0	0	-	0	0	0	0	-	0	0						
Sept 19	Pit	L	p	5	41	8.2	11	0	0	0	-	0	0						
Sept 26	@ NYG	W	p	2	26	13.0	13t	1	0	0	-	0	0						
Oct 3	Den	L	p	3	23	7.7	8t	1	0	0	-	0	0						
Oct 10	@ Dal	W	S	4	86	21.5	52	1	0	0	-	0	0						
Oct 18	@ Jax	W	S	2	33	16.5	23t	1	0	0	-	0	0						
Oct 24	Phi	W	p	7	225	32.1	80t	3	0	0	-	0	0						
Oct 31	@ SD	L	S	0	0	-	0	0	0	0	-	0	0						
Nov 14	@ Mia	L	IA																
Nov 21	Was	L	IA																
Nov 28	@ Hou	L	IA																
Dec 5	Jax	L	IA																
Dec 9	Ind	L	p	4	39	9.8	18	0	0	0	-	0	0						
Dec 19	Hou	W	S	6	128	21.3	59	0	0	0	-	0	0						
Dec 26	@ KC	L	S	4	89	22.3	53t	1	0	0	-	0	0						
Jan 2	@ Ind	L	S	5	85	17.0	22	1	0	0	-	0	0						
<b>Totals</b>		<b>6-10</b>	<b>12/6</b>	<b>42</b>	<b>775</b>	<b>18.5</b>	<b>80t</b>	<b>9</b>	<b>0</b>	<b>0</b>	<b>-</b>	<b>0</b>	<b>0</b>						

## KENNY BRITT'S NFL STATISTICS

REGULAR SEASON				RECEIVING					RUSHING					KICKOFF RETURNS				
Year	Team	GP	GS	No	Yds	Avg	Lg	TD	Att	Yds	Avg	Lg	TD	No	Yds	Avg	LG	TD
2009	Tennessee	16	6	42	701	16.7	57	3	0	0	-	-	0	24	523	21.8	56	0
2010	Tennessee	12	6	42	775	18.5	80t	9	0	0	-	-	0	0	0	-	-	0
2011	Tennessee	3	3	17	289	17.0	80t	3	0	0	-	-	0	0	0	-	-	0
<b>NFL Totals</b>		<b>31</b>	<b>15</b>	<b>101</b>	<b>1,765</b>	<b>17.5</b>	<b>80t</b>	<b>15</b>	<b>0</b>	<b>0</b>	<b>-</b>	<b>-</b>	<b>0</b>	<b>24</b>	<b>523</b>	<b>21.8</b>	<b>56</b>	<b>0</b>


### Single-Game Highs

Receptions - 9 vs. Baltimore (9/18/11)  
 Receiving Yards - 225 vs. Philadelphia (10/24/10)  
 Long Reception - 80t (twice, last at Jacksonville 9/11/11)  
 Receiving Touchdowns - 3 vs. Philadelphia (10/24/10)  
 Kickoff Returns - 7 vs. San Diego (12/25/09)  
 Kickoff Return Yards - 175 at Indianapolis (12/6/09)  
 Long Kickoff Return - 56 (twice, last vs. Miami 12/20/09)

### Additional Statistics

Tackles - 2 (2010)

55



## ZACH BROWN

LINEBACKER • 6'1" • 242 lbs • COLLEGE: NORTH CAROLINA  
 ACQUIRED: 2ND ROUND - 2012 • NFL EXPERIENCE: ROOKIE  
 HOMETOWN: ESTILL, S.C.  
 GAMES PLAYED/GAMES STARTED: 0/0 (PLAYOFFS: 0/0)



**PRO:** The Titans acquired former North Carolina Tar Heels linebacker Zach Brown in the second round of the 2012 NFL Draft to compete for an immediate role on the defense and also provide an impact on special teams. Brown's athleticism allows him chase the ball from sideline to sideline and he utilizes his leaping skills to be disruptive in the passing game. The outside linebacker's agility and quickness allow him to cover the whole field and play on special teams coverage units.

### CAREER HIGHLIGHTS:

- As a senior, Brown was a Butkus Award semifinalist and earned All-Atlantic Coast Conference first-team honors, as he led the team with a career-high 105 tackles. He also ranked second on the squad with 5.5 sacks and 13.5 stops for loss.
- Brown's 70-yard interception return against Virginia in 2010 ranks as the 11th-longest interception runback in North Carolina history.

### TITANS TIDBITS:

- At the 2012 NFL Scouting Combine, Brown showed his speed and athleticism by posting times of 1.52 seconds in the 10-yard dash, 2.55 in the 20 and 4.44 in the 40-yard dash. He again performed the drills in front of teams at North Carolina's pro day. The linebacker was timed at 4.37 seconds in the 40-yard dash and also improved his vertical jump, producing a 35-inch leap on campus after coming up with a 33 1/2 inch jump at the Combine.
- As a sophomore at North Carolina, Brown set the Tar Heels school record in the indoor 60-meter dash with a time of 6.72 seconds.
- Since his childhood, Brown has always been interested in deep sea creatures. Eventually, he would like to have a huge circular fish tank in his home with a few small sharks.
- Brown was a unique athlete in high school. He was a state champion wrestler and a two-time state champion sprinter in Maryland. As a senior, he posted a 29-0 record on the wrestling mat, recording 17 pins and five technical falls. He also captured the state class 3-A title in the 100-meter dash (10.67 seconds) and 200-meter dash (21.52), becoming the first player in school history to win a state title in track.

### CAREER TRANSACTIONS:

- The Columbia, Md., native was selected by the Titans in the second round (52nd overall) of the 2012 NFL Draft.

### COLLEGE:

- Started 23 of 47 games at North Carolina, including 11 starts at weakside outside linebacker and 12 starts at the strongside spot. Recorded 230 tackles with 5.5 sacks for minus 37 yards, 19 stops for losses of 64 yards and six quarterback pressures. Also caused three fumbles, posted a fumble recovery, deflected four passes and intercepted seven others for 137 yards in returns (19.57 avg). His 70-yard interception return against Virginia in 2010 ranks as the 11th-longest interception runback in school history.

**AS A SENIOR (2011)**, the Butkus Award semi-finalist was named All-Atlantic Coast Conference by the Atlantic Coast Sports Media Association. Was named All-American honorable mention by The NFL Draft Report and was the recipient of the 2011 Elite Linebacker Trophy from the College Football Performance Awards. Named the Tar Heels Most Valuable Player after starting 12 games at strongside outside linebacker. Led the team with 105 tackles, ranked second on the squad with 5.5 sacks for minus 37 yards and 13.5 stops for losses of 49 yards. Added six quarterback pressures, three forced fumbles, a fumble recovery, four passes defensed and three

interceptions for 24 yards in returns. Finished seventh in the ACC with an average of 1.04 tackles-for-loss, ninth with 8.08 tackles per game and 10th with 0.42 sacks each contest. Recorded at least 10 tackles in five games, including his final three contests.

- At Clemson (10/22), posted seven tackles and two sacks for 14 yards.
- Against Wake Forest (10/29), finished with a team-best nine tackles, including 2.5 for losses of 11 yards, an interception and a forced fumble.
- Against Missouri (12/26), had a season-high 14 tackles to go along with two tackles for losses and an interception in the Independence Bowl.

**AS A JUNIOR (2010)**, played in all 13 games with five starts and finished second on the team with 72 tackles that included 1.5 stops for minus four yards and a trio of interceptions for 113 yards in returns (37.7 avg). Earned enough points to be named a special teams captain (Carolina awards points throughout the year on special teams and the player with the most points are named captains).

- Against Clemson (10/9), started and had 14 tackles, including 10 primary stops, in a big win over the Tigers.
- At Virginia (10/16), recorded 10 tackles and returned an interception 70 yards to set up a score in Carolina's first win at Virginia since 1981.
- At Miami (10/23), produced his third-straight double-digit tackle game by matching his career-high with 14 tackles.
- Against Tennessee (12/30), posted four tackles, including one tackle for loss, and had one interception for 43 yards in the Music City Bowl win.

**AS A SOPHOMORE (2009)**, started the first six games at weakside outside linebacker after playing primarily on special teams as a freshman. Finished the season with 47 tackles, including four for losses of 11 yards.

- Against Georgia Southern (10/10), posted an interception in a 42-12 win.

**AS A FRESHMAN (2008)**, as a true freshman played on special teams and as a reserve linebacker, recording six tackles.

- Against West Virginia (12/27), had one tackle in Meineke Car Care Bowl.
- Was an African-American studies major at North Carolina.

### PERSONAL:

- Single, and resides in Columbia, Md.
- In 2007, attended Hargrave (Chatham, Va.) Military Academy prior to enrolling at the University of North Carolina. Played outside linebacker for renowned head coach Robert Prunty. Rivals.com regarded the four-star prospect as the 12th-best prep school player in the country and Scout.com also awarded him a four-star rating and ranked him among the nation's Top 10 linebacker recruits.
- Attended Wilde Lake High School in Columbia, Md., playing football for head coach Doug Duvall. The standout 210-pound tailback and weakside outside linebacker was an All-Howard County selection as a senior, as he rushed for 1,537 yards and 20 touchdowns and collected over 90 solo tackles.
- Also starred in wrestling and track. During his 29-0 record on the wrestling mat, he recorded 17 pins and five technical falls. Captured the state class 3-A title in the 100-meter dash (10.67 seconds) and 200-meter dash (21.52), becoming the first player in school history to win a state title in track.
- List of favorites: (movie) "The Wood"; (TV show) "Family Guy"; (music artist) T.I.; (school subject) math; (car) Audi; (restaurant) Outback Steakhouse; and (sports team other than the Titans) Boston Red Sox and N.Y. Knicks.
- Follow Brown on Twitter at @ZachBrown\_55.
- Born Zachery Vinzale Brown on Oct. 23, 1989 in Beaufort, S.C.

## ZACH BROWN'S COLLEGE STATISTICS

REGULAR SEASON		TACKLES										INTERCEPTIONS					FUMBLES		
Year	Team	GP	GS	Tot	Solo	Asst	Sk	Yds	QBP	TFL	No	Yds	Lg	TD	PD	FF	FR	Yds	
2008	N. Carolina	8	0	6	4	2	0.0	0.0	0	0.0	0	0	-	0	0	0	0	0	
2009	N. Carolina	13	6	47	30	17	0.0	0.0	0	4.0	1	0	0	0	1	0	0	0	
2010	N. Carolina	13	5	72	47	25	0.0	0.0	0	1.5	3	113	70	0	3	0	0	0	
2011	N. Carolina	13	12	105	62	43	5.5	37.0	6	13.5	3	24	22	0	7	3	1	0	
<b>College Totals</b>		<b>47</b>	<b>23</b>	<b>230</b>	<b>143</b>	<b>87</b>	<b>5.5</b>	<b>37.0</b>	<b>6</b>	<b>19.0</b>	<b>7</b>	<b>137</b>	<b>70</b>	<b>0</b>	<b>11</b>	<b>3</b>	<b>1</b>	<b>0</b>	

### Single-Game Highs

Tackles - 14 (Three times, last vs. Missouri 12/26/11)

Sacks - 2 at Clemson (10/22/11)

Interceptions - 1 (Seven times, last vs. Missouri 12/26/11)

Interception Long - 70 at Virginia (10/16/10)



37



## TOMMIE CAMPBELL

*CORNERBACK • 6'3" • 205 lbs • COLLEGE: CALIFORNIA (PA.)  
ACQUIRED: 7TH ROUND - 2011 • NFL EXP. (NFL/TITANS): 2/2  
HOMETOWN: ALIQUIPPA, PA.  
GAMES PLAYED/GAMES STARTED: 15/0 (PLAYOFFS: 0/0)*



**PRO:** Tommie Campbell is a big, athletic cornerback that displays the speed and physical attributes necessary to compete at the pro level. The 6-foot-3-inch, 205-pounder excelled on special teams as a rookie in 2011 amassing eight tackles and returning a kickoff 84 yards for a touchdown. He also brings a physical presence to the cornerback position having played linebacker and safety earlier in his collegiate career. In addition to his duties on special teams, Campbell will compete for playing time in the secondary in his second campaign.

#### CAREER HIGHLIGHTS:

- As a rookie in 2011, Campbell appeared in 15 games and tied for third on the team with eight special teams tackles.
- Campbell posted his first career NFL touchdown with an 84-yard kickoff return against Tampa Bay (11/27/11). He took a handoff from Marc Mariani on a reverse and raced 84 yards down the right sideline for the score.
- At the Cactus Bowl All-Star Game after his senior season, Campbell was easily the fastest player in attendance posting 40 yard-dash times of 4.31 and 4.33 seconds.

#### TITANS TIDBITS:

- Prior to enrolling at California (Pa.) in 2010, Campbell held a full-time job as a janitor for six months at Pittsburgh International Airport.
- Campbell comes from a storied prep football program at Aliquippa High School. Former All-Pro cornerback Ty Law and Pro Football Hall of Famer Mike Ditka both attended the school, and Campbell played alongside current N.Y. Jets Pro Bowl cornerback Darrelle Revis.
- Campbell captured the Pennsylvania state title in the 100 meters (10.65) as a senior, becoming the first Aliquippa athlete to win a PIAA title in a running event. He also anchored Aliquippa's gold-medal winning 400-meter relay team (42.63) and was the state runner-up in the 200 meters.

#### CAREER TRANSACTIONS:

- The Aliquippa, Pa., native was selected by the Titans with their second pick in the seventh round (251st overall) of the 2011 NFL Draft.

#### SEASON RECAPS:

**2011 (15/0):** As a rookie, played in 15 games primarily on special teams and tied for third on the team with eight special teams tackles. Tied for the team lead in special teams tackles three times in 2011 (vs. DEN, vs. IND, at ATL). Registered his first career NFL touchdown with an 84-yard kickoff return for a score against Tampa Bay (11/27/11). Was inactive at Buffalo (12/4).

- At Jacksonville (9/11), saw action as a reserve on special teams in his first career NFL contest and posted a special teams tackle. Halted Cecil Shorts for a one-yard loss on a punt return in the first quarter. Raced down the field and caught a Brett Kern punt, downing it at the Jaguars' seven-yard line.
- Against Indianapolis (10/30), tied for the team lead with three special teams tackles. Forced a Joe Lefeged fumble on the opening kickoff of the game but the loose ball was recovered by the Colts.
- Against Tampa Bay (11/27), saw action on special teams and scored a touchdown on a kickoff return before leaving the game late in the first quarter with an injury. Took a handoff from Marc Mariani on a kickoff return and raced 84 yards down the right sideline for a touchdown with 7:47 remaining in the first quarter.

#### COLLEGE:

- Campbell played 42 career collegiate games with three different schools. He spent his first two seasons at the University of Pittsburgh, playing in 22

games with six starts. After leaving the Panthers program, he transferred to Edinboro for the 2007 campaign. Campbell was out of school for two and a half years before enrolling at California (Pa.) for his final season of eligibility in 2010.

- As a senior (2010), appeared in all 12 games with four starts as a cornerback at California (Pa.), posting 29 tackles and two interceptions. Selected to Eastham Energy All-Star Game and Cactus Bowl.
- As a junior (2007), played in eight games with four starts at strong safety at Edinboro. Totaled 27 tackles (19 solo), 1.5 tackles for loss and a six-yard sack. Recorded five passes defensed and two forced fumbles.
- As a sophomore (2006), made a successful transition from defensive back to WILL linebacker during the spring at Pittsburgh. Played in 11 games with six starts at linebacker and tallied 49 tackles, four tackles for losses of 27 yards, an interception that was returned 61 yards, three passes defensed and a fumble recovery. Played alongside former Washington Redskins linebacker H.B. Blades and current Jacksonville Jaguars linebacker Clint Session.
- As a freshman (2005), played in all 11 games at Pittsburgh as a reserve strong safety as a true freshman, largely in special teams capacities. Collected five tackles on the season.

#### PERSONAL:

- Single and splits time between Nashville and Aliquippa, Pa.
- A multi-faceted athlete who was named to The Associated Press Pennsylvania Class AA All-State Team (first team) in the "specialist" category. Led Aliquippa with 26 catches for 502 yards (19.3 avg.) and eight touchdowns as a senior. At safety compiled 74 tackles and four interceptions, returning one for a touchdown. Set an Aliquippa record with a 99-yard punt return for a touchdown (against Quaker Valley).
- Named Pittsburgh Post-Gazette "Fabulous 22," Pittsburgh Tribune-Review "Terrific 25," Pittsburgh Tribune-Review All-Class AA, Harrisburg Patriot-News "Platinum 33," Beaver County Times Male Athlete of the Year (2004-05), first team All-Midwestern Conference on both sides of the ball and Midwestern Conference's Co-Most Valuable Player.
- Led Aliquippa to a 26-2 record (.929) in his two years as a starter. As a senior, the Quips went 12-1, earning a berth in the WPIAL Class AA title game. His junior season Aliquippa went 14-1, winning both the Pennsylvania Class AA championship and the WPIAL Class AA title. Selected to play in the prestigious Big 33 Football Classic.
- Was a track standout who helped Aliquippa to the 2005 PIAA Class AA championship. Captured the state title in the 100 meters (10.65), becoming the first Aliquippa athlete to win a PIAA title in a running event. Also anchored Aliquippa's gold-medal winning 400-meter relay team (42.63) and was the state runner-up in the 200 meters.
- Was part of three record-breaking performances at the 2005 WPIAL Class AA track and field championships. Won the 100 (10.69) and 200 meters (22.13) in meet-record times. Anchored the 400-meter relay team that set a WPIAL Class AA championship record by finishing in 42.75.
- Also lettered in basketball and baseball.
- Born Tommie James Campbell on Sept. 19, 1987 in Aliquippa, Pa.

## TOMMIE CAMPBELL'S GAME-BY-GAME

**2011 Tennessee Titans**

Date	Opp	W/L	P/S	Tot	Solo	Asst	Sk	-Yds	QBP	TFL	Int	-Yds	-TD	PD	FF	FR	-Yds	SpT	
Sept 11	@ Jax	L	p	0	0	0	0.0	0.0	0	0	0	0	0	0	0	0	0	0	0
Sept 18	Balt	W	p	0	0	0	0.0	0.0	0	0	0	0	0	0	0	0	0	0	0
Sept 25	Den	W	p	0	0	0	0.0	0.0	0	0	0	0	0	0	0	0	0	0	0
Oct 2	@ Cle	W	p	0	0	0	0.0	0.0	0	0	0	0	0	0	0	0	0	0	1
Oct 9	@ Pit	L	p	0	0	0	0.0	0.0	0	0	0	0	0	0	0	0	0	0	0
Oct 23	Hou	L	p	0	0	0	0.0	0.0	0	0	0	0	0	0	0	0	0	0	0
Oct 30	Ind	W	p	0	0	0	0.0	0.0	0	0	0	0	0	0	0	0	0	0	3
Nov 6	Cin	L	p	0	0	0	0.0	0.0	0	0	0	0	0	0	0	0	0	0	1
Nov 13	@ Car	W	p	0	0	0	0.0	0.0	0	0	0	0	0	0	0	0	0	0	0
Nov 20	@ Atl	L	p	0	0	0	0.0	0.0	0	0	0	0	0	0	0	0	0	0	1
Nov 27	TB	W	p	0	0	0	0.0	0.0	0	0	0	0	0	0	0	0	0	0	0
Dec 4	@ Buf	W	IA																
Dec 11	NO	L	p	0	0	0	0.0	0.0	0	0	0	0	0	0	0	0	0	0	0
Dec 18	@ Ind	L	p	0	0	0	0.0	0.0	0	0	0	0	0	0	0	0	0	0	0
Dec 24	Jax	W	p	0	0	0	0.0	0.0	0	0	0	0	0	0	0	0	0	0	0
Jan 1	@ Hou	W	p	0	0	0	0.0	0.0	0	0	0	0	0	0	0	0	0	0	0
<b>Totals</b>				<b>9-7</b>	<b>15/0</b>	<b>0</b>	<b>0</b>	<b>0</b>	<b>0.0</b>	<b>0.0</b>	<b>0</b>	<b>0</b>	<b>0</b>	<b>0</b>	<b>0</b>	<b>0</b>	<b>0</b>	<b>0</b>	<b>0</b>

## TOMMIE CAMPBELL'S NFL STATISTICS

REGULAR SEASON		TACKLES									INTERCEPTIONS					FUMBLES			
Year	Team	GP	GS	Tot	Solo	Asst	Sk	Yds	QBP	TFL	No	Yds	Lg	TD	PD	FF	FR	Yds	SpT
2011	Tennessee	15	0	0	0	0	0.0	0.0	0	0	0	0	0	0	0	0	0	0	8
<b>NFL Totals</b>		<b>15</b>	<b>0</b>	<b>0</b>	<b>0</b>	<b>0</b>	<b>0.0</b>	<b>0.0</b>	<b>0</b>	<b>0</b>	<b>0</b>	<b>0</b>	<b>0</b>	<b>0</b>	<b>0</b>	<b>0</b>	<b>0</b>	<b>0</b>	<b>8</b>

**Single-Game Highs**

Tackles -  
 Interceptions -  
 Special Teams Tackles - 3 vs. Indianapolis (10/30/11)

**Additional Statistics**

Touchdowns - 1 (84-yard kickoff return vs. Tampa Bay 11/27/11)

99



## JURRELL CASEY

DEFENSIVE TACKLE • 6'1" • 300 lbs • COLLEGE: USC  
 ACQUIRED: 3RD ROUND - 2011 • NFL EXP. (NFL/TITANS): 2/2  
 HOMETOWN: LONG BEACH, CALIF.  
 GAMES PLAYED/GAMES STARTED: 16/15 (PLAYOFFS: 0/0)



**PRO:** The Titans used their third-round pick in the 2011 NFL Draft on University of Southern California defensive tackle Jurrell Casey, helping to fulfill the team's commitment to get larger on the defensive front seven. The pick provided immediate dividends, as Casey started 15 games as a rookie and led the team's defensive linemen in tackles (74). The wide, run-stuffing force already is one of the anchors of a young Titans defense.

### CAREER HIGHLIGHTS:

- As a rookie in 2011, Casey recorded 74 tackles, which led the team's defensive linemen, and tied for second on the defense with five tackles for loss.
- Casey totaled nine sacks and 22 tackles for loss during his three seasons at Southern California. In 2010, Casey's junior year, he was named first-team All-Pac-10.

### TITANS TIDBITS:

- Family members, friends and teammates call him "Tut-Tut," a nickname he earned from his aunt as a small child because she said he walked like a turtle.
- Casey has nine brothers and sisters.
- When he was in high school, his older brother, Jurray, was convicted of first-degree murder. Despite the turmoil it caused, Jurrell credits his brother for helping him re-focus on becoming a better football player and student.
- Casey calls his mother, Collette Burns, a cafeteria worker in the Long Beach Unified School District, "the inspiration in my life" for how hard she worked to provide for Jurrell and his siblings.

### CAREER TRANSACTIONS:

- The Long Beach, Calif., native was selected by the Titans in the third round (77th overall) of the 2011 NFL Draft.

### SEASON RECAPS:

- 2011 (16/15):** As a rookie, played in all 16 games with 15 starts at defensive tackle and led all defensive linemen on the team with 74 tackles. Tied for second on the squad with five tackles for loss. Added 2.5 sacks, nine quarterback pressures, one pass defended, one forced fumble and a fumble recovery. Led the team in sacks twice in 2011 (at PIT, at HST). Tied for the team lead in quarterback pressures twice in 2011 (at CLE, at HST).
- At Jacksonville (9/11), made his first career NFL start at defensive tackle and posted six tackles.
  - At Cleveland (10/2), started at defensive tackle and collected seven tackles and tied a team-high two quarterback pressures.
  - At Pittsburgh (10/9), started at defensive tackle and registered six tackles, including his first career sack. Sacked Ben Roethlisberger for a four-yard loss in the third stanza.
  - At Carolina (11/13), started at defensive tackle and tallied five tackles, a stop for loss and a quarterback pressure. Stuffed Jonathan Stewart for a five-yard loss on a rush off left end in the second quarter.
  - Against Tampa Bay (11/27), started at defensive tackle and posted four tackles, a forced fumble and fumble recovery. Stripped LeGarrette Blount of the ball and recovered it at the Buccaneers' 29-yard line in the third quarter.
  - Against New Orleans (12/11), started at defensive tackle and recorded five tackles, a pass defended and quarterback pressure. Ended a Saints' drive and got the Titans' offense the ball back for the final drive by breaking up a pass in the flat that was intended for Chris Ivory on third-and-seven late in the fourth quarter.
  - At Indianapolis (12/18), started at defensive tackle and tallied six tackles,

including a stop for loss. Stuffed Donald Brown for a four-yard loss on a rush up the middle in the fourth quarter.

- Against Jacksonville (12/24), started at defensive tackle and totaled three tackles, including a stop for loss. Stopped Maurice Jones-Drew for a one-yard loss on a rush off right tackle in the third quarter.
- At Houston (1/1), started at defensive tackle and collected five tackles, a team-best one-and-a-half sacks, a stop for loss and three quarterback pressures. Teamed with Derrick Morgan to drop T.J. Yates for a five-yard sack on the Texans' first play from scrimmage. Stuffed Ben Tate for a two-yard loss on a rush up the middle in the second quarter. Combined with William Hayes to stonewall Tate for a one-yard loss on a rush off right tackle in the fourth quarter.

### COLLEGE:

- In three seasons at the University of Southern California, Casey started 26 of 38 games on the defensive line (24 at right defensive tackle and two at nose tackle). He recorded 138 tackles, nine sacks, 22 tackles for loss, three quarterback pressures, four fumble recoveries, three forced fumbles, an interception and three passes defended.
- As a junior (2010), started all 13 games for the second consecutive season and had 67 tackles, a team-best 11 tackles for loss, a team-leading 4.5 sacks, one interception, one fumble recovery and two passes defended. Named 2010 SI.com All-American honorable mention, All-Pac-10 first team, ESPN.com All-Pac-10 first team, Scout.com All-Pac-10 first team and Phil Steele All-Pac-10 first team. Also was named USC's team MVP and USC's Defensive Lineman of the Year.
- As a sophomore (2009), started all 13 games (two games at nose tackle and 11 games at defensive tackle) and registered 59 tackles, nine tackles for loss, 4.5 sacks, a team-best three fumble recoveries, two forced fumbles and a pass deflection. Honors included second-team CollegeFootballNews.com Sophomore All-American, All-Pac-10 honorable mention, Phil Steele's All-Pac-10 first team and USC Co-Defensive Lineman of the Year Award.
- As a freshman (2008), played in 12 games and registered 12 tackles, two tackles for loss and one forced fumble. Named USC's Service Team Defensive Player of the Year.
- Majored in sociology.

### PERSONAL:

- Single, resides in Long Beach, Calif.
- As a senior defensive tackle at Long Beach (Calif.) Polytechnic High School, tallied 134 tackles, seven sacks and two fumble recoveries, helping Jackrabbits win the CIF Pac-5 Division title. Also played offensive guard. Honors included All-Moore League Defensive MVP, All-CIF Pac-5 Division Co-Defensive MVP, *Long Beach Press-Telegram* Dream Team MVP and second-team EA Sports All-American.
- As a junior, registered 104 tackles, 10 sacks and six fumble recoveries, earning first-team All-CIF Pac-5 Division honors.
- List of favorites: (movie) "The Wood"; (TV show) "The Simpsons"; (actor) Denzel Washington; (music artist) Lil Twist; (school subject) math; (car) Cadillac Escalade; (video game) NBA 2K; (food) pizza; (restaurant) Red Lobster; and (sports team as a child) Philadelphia Eagles.
- Follow Casey on Twitter at @jurrellc.
- Born Jurrell Jule Casey on Dec. 5, 1989 in Long Beach, Calif.

## JURRELL CASEY'S GAME-BY-GAME

**2011 Tennessee Titans**

Date	Opp	W/L	P/S	Tot	Solo	Asst	Sk	- Yds	QBP	TFL	Int	- Yds	-TD	PD	FF	FR	- Yds	SpT	
Sept 11	@ Jax	L	S	6	3	3	0.0	0.0	0	0	0	0	0	0	0	0	0	0	0
Sept 18	Balt	W	S	3	1	2	0.0	0.0	1	0	0	0	0	0	0	0	0	0	0
Sept 25	Den	W	S	3	2	1	0.0	0.0	0	0	0	0	0	0	0	0	0	0	0
Oct 2	@ Cle	W	S	7	6	1	0.0	0.0	2	0	0	0	0	0	0	0	0	0	0
Oct 9	@ Pit	L	S	6	3	3	1.0	4.0	0	0	0	0	0	0	0	0	0	0	0
Oct 23	Hou	L	S	5	3	2	0.0	0.0	0	1	0	0	0	0	0	0	0	0	0
Oct 30	Ind	W	S	5	4	1	0.0	0.0	1	0	0	0	0	0	0	0	0	0	0
Nov 6	Cin	L	S	3	1	2	0.0	0.0	0	0	0	0	0	0	0	0	0	0	0

Nov 13	@ Car	W	S	5	2	3	0.0	0.0	1	1	0	0	0	0	0	0	0	0	0	
Nov 20	@ Atl	L	p	3	1	2	0.0	0.0	0	0	0	0	0	0	0	0	0	0	0	
Nov 27	TB	W	S	4	3	1	0.0	0.0	0	0	0	0	0	0	0	0	1	1	0	
Dec 4	@ Buf	W	S	5	4	1	0.0	0.0	0	0	0	0	0	0	0	0	0	0	0	
Dec 11	NO	L	S	5	0	5	0.0	0.0	1	0	0	0	0	0	1	0	0	0	0	
Dec 18	@ Ind	L	S	6	3	3	0.0	0.0	0	1	0	0	0	0	0	0	0	0	0	
Dec 24	Jax	W	S	3	1	2	0.0	0.0	0	1	0	0	0	0	0	0	0	0	0	
Jan 1	@ Hou	W	S	5	4	1	1.5	11.5	3	1	0	0	0	0	0	0	0	0	0	
<b>Totals</b>				<b>9-7</b>	<b>16/15</b>	<b>74</b>	<b>41</b>	<b>33</b>	<b>2.5</b>	<b>15.5</b>	<b>9</b>	<b>5</b>	<b>0</b>	<b>0</b>	<b>1</b>	<b>1</b>	<b>1</b>	<b>1</b>	<b>1</b>	<b>0</b>

## JURRELL CASEY'S NFL STATISTICS

REGULAR SEASON		TACKLES									INTERCEPTIONS					FUMBLES			
Year	Team	GP	GS	Tot	Solo	Asst	Sk	Yds	QBP	TFL	No	Yds	Lg	TD	PD	FF	FR	Yds	SpT
2011	Tennessee	16	15	74	41	33	2.5	15.5	9	5	0	0	0	0	1	1	1	0	0
<b>NFL Totals</b>		<b>16</b>	<b>15</b>	<b>74</b>	<b>41</b>	<b>33</b>	<b>2.5</b>	<b>15.5</b>	<b>9</b>	<b>5</b>	<b>0</b>	<b>0</b>	<b>0</b>	<b>0</b>	<b>1</b>	<b>1</b>	<b>1</b>	<b>0</b>	<b>0</b>

**Single-Game Highs**

Tackles - 7 at Cleveland (10/2/11)

Sacks - 1.5 at Houston (1/1/12)

Quarterback Pressures - 2 at Cleveland (10/2/11)

Forced Fumble - 1 vs. Tampa Bay (11/27/11)

Fumble Recovery - 1 vs. Tampa Bay (11/27/11)

69



## ZACH CLAYTON

DEFENSIVE TACKLE • 6'2" • 299 lbs • COLLEGE: AUBURN  
 ACQUIRED: 7TH ROUND - 2011 • NFL EXP. (NFL/TITANS): 2/2  
 HOMETOWN: OPELIKA, ALA.  
 GAMES PLAYED/GAMES STARTED: 3/0 (PLAYOFFS: 0/0)



**PRO:** Zach Clayton is a physical presence in the middle of the defensive line. The 6-foot-2-inch, 299-pounder is strong at the point of attack against the run, yet possesses the agility and athleticism to provide pressure on the passer. A hard worker in the weight room and leader by example on the field, Clayton provides depth in the Titans' defensive tackle rotation.

### CAREER HIGHLIGHTS:

- As a senior at Auburn in 2010, Clayton started all 14 games and posted career-highs with 28 tackles and eight tackles for loss. In the BCS National Championship Game victory, he dropped Darron Thomas for a two-yard sack on a third-and-five play in the third quarter.

### TITANS TIDBITS:

- Clayton comes from an athletic family. His parents met while on the track team at the University of Illinois. His mother, Rebecca, was a three-time All-American in the long jump and his father, Jerry, threw the shot put for the school. Jerry has served as the assistant head track coach at Auburn for the last 13 years.
- Clayton threw the discus for two seasons (2007-2008) while at Auburn. During the 2008 outdoor track season, he qualified for the NCAA Outdoor Championships, finishing 19th. He finished second in the discus at the Mid-east Regional Championships with a personal-best throw of 58.49m (191-11), a mark that ranks fifth in school history. As a freshman, Clayton finished sixth at the SEC Outdoor Championships with a mark of 55.97m (183-7), earning him a spot on the SEC All-Freshman Team. He won the discus throw at the Tiger Track Classic in 2007.
- To pass the time during the draft, Clayton and his family worked on a 1,000-piece puzzle of hot air balloons, which they finished 30 minutes before the Titans selected him the seventh round.

### CAREER TRANSACTIONS:

- The Opelika, Ala., native was selected by the Titans with their first of two picks in the seventh round (212nd overall) of the 2011 NFL Draft.

### SEASON RECAPS:

**2011 (3/0):** As a rookie, appeared in three games as a reserve defensive tackle and posted three tackles. Was inactive for 13 games.

- At Jacksonville (9/11), saw action as a reserve in his first career NFL contest and posted two tackles.
- Against Baltimore (9/18), saw limited action as a reserve defensive tackle and tallied a tackle.
- At Houston (1/1), played as a reserve at defensive tackle.

### COLLEGE:

- During his four-year career at Auburn, appeared in 41 games with 15 starts. Tallied 65 tackles, including 17 stops for loss, 5.5 sacks and a pass defensed. Was named to the SEC Community Service team as a senior.
- As a senior (2010), started all 14 games and totaled career highs with 28 tackles and eight tackles for loss. Also posted a sack and a pass defensed.
- As a junior (2009), appeared in six games, totaling seven tackles with a stop for loss. Missed seven games due to injury and did not play in season opener against Louisiana Tech.
- As a sophomore (2008), played in 11 games with one start and totaled 22 tackles, including 16 solo stops. Finished with the fourth-most tackles for loss on team with 7.5 and the second-most tackles for loss yardage at minus 35. Also finished second on team with 4.5 sacks and the most sack yardage at minus 35.
- As a freshman (2007), played in 10 of 13 games and posted eight tackles and a half tackle for loss.

- As a freshman (2006), did not see action in his first year with the program.
- Graduated with a finance degree in agriculture business and economics at Auburn.

### PERSONAL:

- Married to Tara and the couple splits time between Nashville and Opelika, Ala.
- Selected to the Alabama Sports Writers Association Class 6A All-State team and finished his senior season with 46 tackles, six sacks and five pass breakups. Named the Opelika-Auburn News' 2005 Defensive Player of the Year. Helped lead Opelika to the Class 6A state semifinals his senior year.
- Also was a track and field standout. Won the 2005 Alabama Class 6A state discus and shot put championships. Holds the Class 6A AHSAA state meet discus record.
- Son of Auburn assistant track and field coach Jerry Clayton who has coached at the school for 13 years. Jerry threw shot put in college for Illinois.
- Was nicknamed "Big Cat" by defensive line coach Tracy Rocker while he was at Auburn.
- His hobbies include bass fishing on his parents' lake house in Opelika.
- Follow Clayton on Twitter at @ZAClayton.
- List of favorites: (movie) "Gladiator"; (TV show) "The Office"; (actor) Gerard Butler; (actress) Kate Hudson; (music artist) Garth Brooks; (author) Dave Ramsey; (school subject) math; (vehicle) pickup truck; (food) Mexican; (sports hero) Warren Sapp; and (sports team) Atlanta Braves.
- Born Zachary Alan Clayton on Jan. 1, 1988 in Champaign, Ill.

## ZACH CLAYTON'S GAME-BY-GAME

**2011 Tennessee Titans**

Date	Opp	W/L	P/S	Tot	Solo	Asst	Sk	- Yds	QBP	TFL	Int	-Yds	-TD	PD	FF	FR	-Yds	SpT	
Sept 11	@ Jax	L	p	2	1	1	0.0	0.0	0	0	0	0	0	0	0	0	0	0	0
Sept 18	Balt	W	p	1	0	1	0.0	0.0	0	0	0	0	0	0	0	0	0	0	0
Sept 25	Den	W	IA																
Oct 2	@ Cle	W	IA																
Oct 9	@ Pit	L	IA																
Oct 23	Hou	L	IA																
Oct 30	Ind	W	IA																
Nov 6	Cin	L	IA																

Nov 13	@ Car	W	IA																
Nov 20	@ Atl	L	IA																
Nov 27	TB	W	IA																
Dec 4	@ Buf	W	IA																
Dec 11	NO	L	IA																
Dec 18	@ Ind	L	IA																
Dec 24	Jax	W	IA																
Jan 1	@ Hou	W	p	0	0	0	0.0	0.0	0	0	0	0	0	0	0	0	0	0	0
<b>Totals</b>				<b>9-7</b>	<b>3/0</b>	<b>3</b>	<b>1</b>	<b>2</b>	<b>0.0</b>	<b>0.0</b>	<b>0</b>	<b>0</b>	<b>0</b>	<b>0</b>	<b>0</b>	<b>0</b>	<b>0</b>	<b>0</b>	<b>0</b>

## ZACH CLAYTON'S NFL STATISTICS

REGULAR SEASON		TACKLES										INTERCEPTIONS					FUMBLES			
Year	Team	GP	GS	Tot	Solo	Asst	Sk	Yds	QBP	TFL	No	Yds	Lg	TD	PD	FF	FR	Yds	SpT	
2011	Tennessee	3	0	3	1	2	0.0	0.0	0	0	0	0	0	0	0	0	0	0	0	
<b>NFL Totals</b>		<b>3</b>	<b>0</b>	<b>3</b>	<b>1</b>	<b>2</b>	<b>0.0</b>	<b>0.0</b>	<b>0</b>	<b>0</b>	<b>0</b>	<b>0</b>	<b>0</b>	<b>0</b>	<b>0</b>	<b>0</b>	<b>0</b>	<b>0</b>	<b>0</b>	

**Single-Game Highs**

Tackles - 2 at Jacksonville (9/11/11)

89



## JARED COOK

TIGHT END • 6'5" • 248 lbs • COLLEGE: SOUTH CAROLINA  
 ACQUIRED: 3RD ROUND - 2009 • NFL EXP. (NFL/TITANS): 4/4  
 HOMETOWN: SUWANE, GA.  
 GAMES PLAYED/GAMES STARTED: 46/6 (PLAYOFFS: 0/0)



**PRO:** Tight end Jared Cook possesses a rare combination of speed, athleticism and pass-catching skills. Now in his fourth year, he has become one of the team's primary offensive weapons. After a rookie season in which he played sparingly, putting up nine receptions for 74 yards, he enjoyed a strong sophomore campaign with 29 receptions for 361 yards and a touchdown. Cook flourished in the second half of the 2010 season, tying for 10th among NFL tight ends with 26 catches in the final eight games. He made further strides in 2011 by setting career highs in every receiving category, including a total of 759 receiving yards, which ranked second in franchise history for a tight end (768 by Frank Wycheck in 1998). Widely considered one of the top playmakers at his position coming out of college, the Titans thought highly enough of him that they traded a 2010 second-round draft choice to the New England Patriots to acquire him in the third round of the 2009 NFL Draft.

### CAREER HIGHLIGHTS:

- In 2011, Cook set career highs in every receiving category, totaling 759 yards and three touchdowns on 49 receptions. He ranked third on the team in receptions and second in receiving yards. His yardage total also ranked second in franchise history by a tight end, finishing a close second behind Frank Wycheck's 768 yards in 1998.
- Cook posted 169 receiving yards against Jacksonville on Dec. 24, 2011, not only setting a career high but also setting a new single-game franchise record for a tight end. Previously, Dave Casper held the mark for franchise tight ends with 150 receiving yards against Cleveland on Nov. 30, 1980.
- Cook caught his first career touchdown on a 22-yard reception from Kerry Collins at Kansas City on Dec. 26, 2010.
- In a three-year career at South Carolina, Cook, who originally entered college as a wide receiver, hauled in 73 passes for 1,107 yards (15.2 avg.) and seven touchdowns. In his final season there, the Southeastern Conference coaches recognized him with first-team All-SEC honors.
- After declaring for the draft with a year of NCAA eligibility remaining, he gained notoriety at the NFL Scouting Combine in Indianapolis, where he finished first among the tight ends in the 40-yard dash (4.49), vertical jump (41 inches) and broad jump (10 feet, 3 inches).

### TITANS TIDBITS:

- Cook's 41-inch vertical leap at the 2009 NFL Scouting Combine earned 100 pairs of cleats for his former high school, North Gwinnett (Ga.). Combine sponsor Under Armour Inc. offered to buy 100 new cleats for the high school alma mater of any participant who ran the 40-yard dash in 4.35 seconds, posted a 41-inch vertical or higher or did the 20-yard shuttle drill in 3.85 seconds or faster.
- His older brother, Jason, played fullback at Ole Miss from 2005-08. Jason was signed by the Baltimore Ravens as a rookie free agent in May 2009.
- On the back of his cleats, Cook writes the initials A.C. and D.R. The letters represent Ammon Craine, one of Cooke's best friends who died tragically from drowning during high school, and Dennis Roland, his high school coach and mentor who died from thyroid cancer in January 2008.

### CAREER TRANSACTIONS:

- The Suwanee, Ga., native was selected by the Titans in the third round (89th overall) of the 2009 NFL Draft.

### SEASON RECAPS:

**2011 (16/5):** Played in all 16 games with five starts at tight end and finished second on the team with a career-best 759 receiving yards, a total that

also ranks second in franchise history by a tight end behind only Frank Wycheck's 768 yards in 1998. Ranked third on the team with 49 catches. Tied for the team lead in receptions four times in 2011 (at CLE, at IND, vs. JAX, at HST). Led the team in receiving yards three times in 2011 (at CLE, at IND, vs. JAX).

- At Cleveland (10/2), tied for the team lead with two receptions for a team-best 93 receiving yards and a touchdown. Extended the Titans lead to 14-6 with an 80-yard touchdown on a catch-and-run play down the left sideline with 13:59 left to play in the second quarter.
- Against Houston (10/23), snared two receptions for 22 yards with a touchdown. Got the Titans on the scoreboard with a five-yard touchdown reception in the corner of the end zone on fourth-and-goal with 5:34 remaining in the third quarter.
- Against Indianapolis (10/30), set up the Titans' first touchdown with a 32-yard reception on a third-and-six late in the second quarter.
- At Atlanta (11/20), caught five passes for 51 yards. Kickstarted the Titans' scoring drive at the end of the first half with a 20-yard catch. Hauled in a 22-yard pass from Jake Locker on fourth-and-17 during the touchdown drive late in the final quarter.
- At Indianapolis (12/18), led the team with a career-high nine receptions and a career-best 103 receiving yards. It was his first career 100-yard game. Extended a Titans' touchdown drive with a nine-yard catch on third-and-one in the fourth quarter.
- Against Jacksonville (12/24), led the team with eight receptions and a career-high 169 yards with a score. The 169 receiving yards set a new single-game franchise record for a tight end. Set up the Titans' first field goal with an 18-yard grab over the middle in the first quarter. Gave the Titans a 10-0 lead with a 55-yard touchdown catch over the deep middle with 4:39 left to play in the first stanza. Helped run out the clock with a 29-yard reception on third-and-five late in the fourth quarter.
- At Houston (1/1), tied for the team lead with four receptions for 63 yards. Helped set up the Titans' first touchdown of the afternoon with a 25-yard grab down to the Texans' four-yard line in the second quarter.

**2010 (16/1):** Appeared in all 16 games with one start at tight end and collected 29 receptions for 361 yards with a touchdown. Over the final eight games of the season, tied for 10th among NFL tight ends with 26 receptions. Led or tied for the team lead in receptions four times in 2010 (at HST, vs. JAX, at KC, at IND). Led the team in receiving yards twice in 2010 (vs. JAX, at KC). Made his first career start at tight end against Houston (12/19/10).

- At San Diego (10/31), caught one pass for 36 yards. Registered a solo tackle on special teams coverage units. Extended a Titans' scoring drive with a career-long 36-yard reception down the right sideline on third-and-four in the first quarter.
- At Houston (11/28), tied for the team lead with four receptions for 40 yards. Drew a 20-yard pass interference penalty in the fourth quarter. Hauled in a 23-yard reception late in the fourth quarter.
- Against Jacksonville (12/5), led the team with four receptions and 47 receiving yards. Extended a Titans' scoring drive by grabbing a seven-yard reception on fourth-and-six in the fourth quarter.
- Against Houston (12/19), made his first career start at tight end and hauled in three receptions for 42 yards. Hauled in a 27-yard reception along the left sideline in the third quarter.
- At Kansas City (12/26), led the team with five receptions and 96 receiving yards with his first career touchdown. Hauled in a 28-yard pass with an over-the-shoulder grab in the second quarter. Extended the Titans' second touchdown drive with a 22-yard reception on third-and-15 in the third quarter. On the next play, scored his first career touchdown on a 22-yard

grab.

- At Indianapolis (1/2), led the team with seven receptions for 58 yards. Hauled in an 18-yard reception on third-and-eight late in the second quarter.

**2009 (14/0):** Posted nine receptions for 74 yards in 14 games during rookie campaign.

- Against Houston (9/20), made his NFL debut as a reserve.
- At Jacksonville (10/4), grabbed two catches for 11 yards, including his first career NFL reception, a five-yard pass from Kerry Collins.
- Against Indianapolis (10/11), totaled season-high three receptions for 27 yards.
- Against Arizona (11/29), made two key receptions for 29 total yards during game-winning touchdown drive in the fourth quarter, including a 17-yard catch on third-and-five.

**COLLEGE:**

- As a junior (2008), earned first-team All-SEC recognition by league's coaches and second-team accolades from Associated Press and Rivals.com. Named one of eight semifinalists for Mackey Award, given to nation's top tight end. Appeared in 13 games with 11 starts. Ranked second on team with 37 receptions and 573 receiving yards while leading team with 15.5-yard reception average.
- Had team's two longest receptions of season—a 66-yard touchdown against Arkansas (11/8) and 63-yard reception at Ole Miss (10/4).
- At Vanderbilt (9/4), had career-best day, recording eight receptions for 111 yards.
- As a sophomore (2007), moved permanently to tight end and appeared in 12 games with three starts. Ranked third on squad with 30 receptions for 421 yards (second on team). His 14.0-yard receiving average was highest

for any player on team with more than two receptions.

- As a redshirt freshman (2006), split season between tight end and wide receiver. Saw action in 12 games and caught six passes for 113 yards, an average of 18.8 yards per catch.
- Redshirted in 2005.
- Majored in retail.

**PERSONAL:**

- Single, splits time between Nashville and Suwanee, Ga.
- Attended North Gwinnett (Ga.) High School, where he played receiver and free safety. As senior, caught 32 passes for 800 yards and 10 touchdowns. Named first-team All-Conference, All-State and Super 11 Team selection by *The Atlanta Journal Constitution*. Rated 24th-best player in Georgia and 40th-best wide receiver in country by Rivals.com.
- Also played basketball and earned All-Conference and All-State honors.
- During high school, his AAU basketball team, the Georgia Stars, won a national championship.
- List of favorites: (movie) "Antwone Fisher"; (TV show) "SportsCenter"; (actors) Derek Luke and Halle Berry; (music artist) T.I.; (school subject) science; (car) S 550 Mercedes; (video game) Call of Duty: World at War; (food) Italian food; and (sports hero) Jerry Rice.
- Follow Cook on Twitter at @JaredCook89.
- Born Jared Alan Cook on April 7, 1987 in Birmingham, Ala.

**JARED COOK'S GAME-BY-GAME**

2009 Tennessee Titans				RECEIVING				
Date	Opp.	W/L	P/S	No	Yds	Avg	Lg	TD
Sept 10	@ Pit	L	IA					
Sept 20	Hou	L	p	0	0	-	0	0
Sept 27	@ NYJ	L	p	0	0	-	0	0
Oct 4	@ Jax	L	p	2	11	5.5	6	0
Oct 11	Ind	L	p	3	27	9.0	11	0
Oct 18	@ NE	L	p	0	0	-	0	0
Nov 1	Jax	W	p	1	3	3.0	3	0
Nov 8	@ SF	W	p	0	0	-	0	0
Nov 15	Buf	W	p	1	4	4.0	4	0
Nov 23	@ Hou	W	p	0	0	-	0	0
Nov 29	Ari	W	p	2	29	14.5	17	0
Dec 6	@ Ind	L	p	0	0	-	0	0
Dec 13	StL	W	IA					
Dec 20	Mia	W	p	0	0	-	0	0
Dec 25	SD	L	p	0	0	-	0	0
Jan 3	@ Sea	W	p	0	0	-	0	0
<b>Totals</b>		<b>8-8</b>	<b>14/0</b>	<b>9</b>	<b>74</b>	<b>8.2</b>	<b>17</b>	<b>0</b>

2010 Tennessee Titans				RECEIVING				
Date	Opp.	W/L	P/S	No	Yds	Avg	Lg	TD
Sept 12	Oak	W	p	0	0	-	0	0
Sept 19	Pit	L	p	1	5	5.0	5	0
Sept 26	@ NYG	W	p	0	0	-	0	0
Oct 3	Den	L	p	1	17	17.0	17	0
Oct 10	@ Dal	W	p	0	0	-	0	0
Oct 18	@ Jax	W	p	0	0	-	0	0
Oct 24	Phi	W	p	0	0	-	0	0
Oct 31	@ SD	L	p	1	36	36.0	36	0
Nov 14	@ Mia	L	p	0	0	-	0	0
Nov 21	Was	L	p	2	11	5.5	6	0

Nov 28	@ Hou	L	p	4	40	10.0	23	0
Dec 5	Jax	L	p	4	47	11.8	18	0
Dec 9	Ind	L	p	1	9	9.0	9	0
Dec 19	Hou	W	S	3	42	14.0	27	0
Dec 26	@ KC	L	p	5	96	19.2	28	1
Jan 2	@ Ind	L	p	7	58	8.3	18	0
<b>Totals</b>		<b>6-10</b>	<b>16/1</b>	<b>29</b>	<b>361</b>	<b>12.4</b>	<b>36</b>	<b>1</b>

2011 Tennessee Titans				RECEIVING				
Date	Opp.	W/L	P/S	No	Yds	Avg	Lg	TD
Sept 11	@ Jax	L	S	1	7	7.0	7	0
Sept 18	Balt	W	p	2	37	18.5	33	0
Sept 25	Den	W	p	2	12	6.0	6	0
Oct 2	@ Cle	W	p	2	93	46.5	80t	1
Oct 9	@ Pit	L	p	4	59	14.8	19	0
Oct 23	Hou	L	p	2	22	11.0	17	1
Oct 30	Ind	W	p	2	40	20.0	32	0
Nov 6	Cin	L	p	4	47	11.8	15	0
Nov 13	@ Car	W	p	1	18	18.0	18	0
Nov 20	@ Atl	L	p	5	51	10.2	22	0
Nov 27	TB	W	S	3	38	12.7	20	0
Dec 4	@ Buf	W	p	0	0	-	0	0
Dec 11	NO	L	S	0	0	-	0	0
Dec 18	@ Ind	L	p	9	103	11.4	27	0
Dec 24	Jax	W	S	8	169	21.1	55t	1
Jan 1	@ Hou	W	S	4	63	15.8	25	0
<b>Totals</b>		<b>9-7</b>	<b>16/5</b>	<b>49</b>	<b>759</b>	<b>15.5</b>	<b>80t</b>	<b>3</b>



## JARED COOK'S NFL STATISTICS

### REGULAR SEASON

Year	Team	REGULAR SEASON			RECEIVING					RUSHING				
		GP	GS	No	Yds	Avg	Lg	TD	Att	Yds	Avg	Lg	TD	
2009	Tennessee	14	0	9	74	8.2	17	0	0	0	-	0	0	
2010	Tennessee	16	1	29	361	12.4	36	1	0	0	-	0	0	
2011	Tennessee	16	5	49	759	15.5	80t	3	0	0	-	0	0	
<b>NFL Totals</b>		<b>46</b>	<b>6</b>	<b>87</b>	<b>1,194</b>	<b>13.7</b>	<b>80t</b>	<b>4</b>	<b>0</b>	<b>0</b>	<b>-</b>	<b>0</b>	<b>0</b>	


### Single-Game Highs

Receptions - 9 at Indianapolis (12/18/11)  
 Receiving Yards - 169 vs. Jacksonville (12/24/11)  
 Long Reception - 80t at Cleveland (10/2/11)  
 Touchdowns - 1 (Four times, last vs. Jacksonville 12/24/11)

### Additional Statistics

Tackles - 1 (2009), 1 (2011)  
 Special Teams Tackles - 7 (2010), 2 (2011)  
 Kickoff Returns - 1 for 3 yards (2010)

58



## JON COOPER

CENTER • 6'2" • 291 lbs • COLLEGE: OKLAHOMA  
 ACQUIRED: FREE AGENT - 2012 • NFL EXP. (NFL/TITANS): 3/1  
 HOMETOWN: FORT COLLINS, COLO.  
 GAMES PLAYED/GAMES STARTED: 13/1 (PLAYOFFS: 0/0)



**PRO:** Jon Cooper is an experienced center that was signed during the 2012 offseason to compete for playing time in the middle of the offensive front. Prior to joining the Titans, the 6-foot-2-inch, 291-pounder spent two seasons with the Minnesota Vikings.

### CAREER HIGHLIGHTS:

- Cooper played in 12 games for the Vikings in 2010. Saw action primarily on special teams but made his first career NFL start against Dallas (10/17).

### TITANS TIDBITS:

- Cooper's father, Tom, was a defensive lineman and two-year starter at Missouri from 1972-1975. To honor his dad, the younger Cooper wore his No. 50 all four years at Oklahoma.

### CAREER TRANSACTIONS:

- A native of Fort Collins, Colo., Cooper was signed by the Minnesota Vikings as a rookie free agent on April, 27, 2009.
- Waived by the Vikings on Sept. 6, 2009 and signed to the Vikings' practice squad on Sept. 8, 2009.
- Signed by the Vikings to their active roster from the practice squad on Sept. 29, 2009.
- Waived by the Vikings on Sept. 12, 2011.
- Signed by the Titans as a free agent on June 13, 2012.

### SEASON RECAPS:

**2010 (12/1 - Minnesota):** Played in 12 games and started his first career game against Dallas (10/17), helping Vikings to win. Saw time on special teams return units during the season.

- Against Dallas (10/17), started his first career NFL game, taking the place of injured starter John Sullivan at center.

**2009 (1/0, 0/0 - Minnesota):** Was on Vikings practice squad for the opening four weeks of the season before being signed to the active roster for the final 12 weeks of the regular season and both playoff games. Was inactive for nine games during regular season and both playoff contests. Was the lone Vikings rookie free agent to play in 2009.

- At Arizona (12/6), saw time at right guard in his first career game action.

### COLLEGE:

- Started 43 career games at Oklahoma and helped the Sooners to BCS National Championship game against Florida as a senior and set mark as the highest-scoring offense in the modern era of college football.
- As a senior (2008), named Big 12 Offensive lineman of the year and helped block for Heisman Trophy winner Sam Bradford.
- As a junior (2007), named first-team All-Big 12 by the Fort Worth Star-Telegram and AP honorable mention All-Big 12. Started all 14 games at center and logged team highs with 798 plays and 136 knockdowns. Had 16 knockdowns against Miami and 15 against Texas A&M.
- As a sophomore (2006), became a mainstay in the middle of the Oklahoma line by starting 13 of the 14 games and playing in 763 snaps. Had the second-highest blocking grade on the team at 77 percent and notched 125 knockdown blocks with a best of 18 at Oklahoma State.
- As a true freshman (2005), played in seven games with two starts before suffering an ankle injury at Texas Tech and missing the remainder of the season.
- Majored in human relations at Oklahoma.

### PERSONAL:

- Attended Fort Collins High School and was a three-year starter playing center and defensive tackle.
- Was named team MVP and Offensive Player of the Year in the Front Range Conference as a senior.
- Also played defensive tackle, totaling 92 tackles, eight sacks, two interceptions and six forced fumbles.
- A multi-sport athlete through junior high, Cooper made the difficult decision to concentrate on one sport in high school in an effort to reach his goal to make it as a college football player.
- Hosts the annual Jon Cooper youth football camp in Fort Collins, Colo. during the offseason.
- Enjoys playing golf in his free time. Also enjoys snow skiing and his favorite slope is Copper Mountain.
- Born Jon Cooper on Oct. 1, 1986 in Fort Collins, Colo.

## JON COOPER'S NFL STATISTICS

### REGULAR SEASON

Year	Team	GP	GS
2009	Minnesota	1	0
2010	Minnesota	12	1
<b>NFL Totals</b>		<b>13</b>	<b>1</b>

### Starts Breakdown:

2010 - C 1

75



## KEYUNTA DAWSON

DEFENSIVE END • 6'3" • 254 lbs • COLLEGE: TEXAS TECH  
 ACQUIRED: FA - 2012 • NFL EXP. (NFL/TITANS): 5/1  
 HOMETOWN: SHREVEPORT, LA.  
 GAMES PLAYED/GAMES STARTED: 60/20 (PLAYOFFS: 6/2)



**PRO:** The Titans added defensive end Keyunta Dawson to the roster in January 2012. The 6-foot-3, 265-pound edge rusher adds experience to a young Titans defensive line. He spent the majority of the previous five seasons with the Indianapolis Colts after initially entering the NFL as a seventh-round pick in 2007. The Texas Tech product spent three weeks during the 2011 campaign with the Detroit Lions.

### CAREER HIGHLIGHTS:

- Prior to joining the Titans, Dawson totaled 104 tackles, one sack, one forced fumble and five fumble recoveries in 60 games with the Colts and Lions (20 total starts).
- As a member of the Colts, Dawson participated in Super Bowl XLIV against the Saints.

### CAREER TRANSACTIONS:

- The Shreveport, La., native was selected by the Indianapolis Colts in the seventh round (242nd overall) of the 2007 NFL Draft.
- Signed by the Detroit Lions as an unrestricted free agent on Aug. 8, 2011.
- Released by the Lions on Sept. 3, 2011.
- Re-signed by the Lions on Nov. 30, 2011.
- Released by the Lions on Dec. 23, 2011.
- Signed by the Titans on Jan. 6, 2012.

### SEASON RECAPS:

**2011 (2/0, 0/0 - Detroit):** Spent three weeks on Detroit's 53-man roster (Nov. 30 through Dec. 23) and played in two games. Posted one tackle.

- At New Orleans (12/4), made his Lions debut.

**2010 (16/0, 1/0 - Indianapolis):** Played in all 16 games for the Colts, backing up defensive end Dwight Freeney. Recorded 17 solo tackles and a fumble recovery.

- Against Kansas City (10/10), recovered a fumble and posted a pair of tackles.

**2009 (12/2, 3/0 - Indianapolis):** Played in 12 games, including a pair starts. Recorded 14 total tackles.

- Against New Orleans in Super Bowl XLIV (2/7), recorded a tackle.

**2008 (14/14, 1/1 - Indianapolis):** Played in 14 games, starting all of them at defensive tackle. Recorded 42 tackles.

- Against Jacksonville (9/21), set a career high with eight tackles.

**2007 (16/4, 1/1 - Indianapolis):** Saw action in all 16 games as a rookie, including four starts.

- At Houston (9/23), posted his first career sack and also forced a fumble.

### COLLEGE:

- As a two-year starter at Texas Tech, totaled 23 starts, 164 career tackles, 25.5 tackles for losses, 19.5 sacks, three passes defended, five forced fumbles and five fumble recoveries, including one for a touchdown.
- As a senior (2006), started all 13 games and logged 63 tackles, six sacks, 9.5 tackles for loss, 11 quarterback hurries, two forced fumbles and three fumble recoveries.
- As a junior (2005), named second-team All-Big 12 by the league's coaches.
- Graduated in 2006 with a degree in human development family science.

### PERSONAL:

- Married to Brandy.
- Attended Evangel Christian (Shreveport, La.) High School, where he helped his team win two state championships. As a senior, logged 78 tackles, 11 tackles for loss, a sack and two forced fumbles.
- List of favorites: (movie) "Gladiator"; (TV show) "SportsCenter"; (actor) Denzel Washington; (music artists) Swoope, Lecrae; (school subject) history; (car) 1970 Chevelle; (book) the Bible; (video game) Call of Duty; (food) pasta; (sports hero) Reggie White; and (favorite sports team as a child) Chicago Bulls.
- Born Keyunta Durell Dawson on Sept. 13, 1985 in Shreveport, La.

## KEYUNTA DAWSON'S NFL STATISTICS

REGULAR SEASON				TACKLES							INTERCEPTIONS					FUMBLES			
Year	Team	GP	GS	Tot	Solo	Asst	Sk	Yds	QBP	TFL	No	Yds	Lg	TD	PD	FF	FR	Yds	SpT
2007	Indianapolis	16	4	20	15	5	1.0	5.0	NA	NA	0	0	-	0	0	1	2	10	3
2008	Indianapolis	14	14	42	21	21	0.0	0.0	NA	NA	0	0	-	0	0	0	1	0	0
2009	Indianapolis	12	2	14	7	7	0.0	0.0	NA	NA	0	0	-	0	1	0	1	17	3
2010	Indianapolis	16	0	27	17	10	0.0	0.0	NA	NA	0	0	-	0	1	0	1	0	4
2011	Detroit	2	0	1	1	0	0.0	0.0	NA	NA	0	0	-	0	0	0	0	0	0
<b>NFL Totals</b>		<b>60</b>	<b>20</b>	<b>104</b>	<b>61</b>	<b>43</b>	<b>1.0</b>	<b>5.0</b>	<b>NA</b>	<b>NA</b>	<b>0</b>	<b>0</b>	<b>-</b>	<b>0</b>	<b>2</b>	<b>1</b>	<b>5</b>	<b>27</b>	<b>10</b>

PLAYOFFS				TACKLES							INTERCEPTIONS					FUMBLES			
Year	Team	GP	GS	Tot	Solo	Asst	Sk	Yds	QBP	TFL	No	Yds	Lg	TD	PD	FF	FR	Yds	SpT
2007	Indianapolis	1	1	2	1	1	0.0	0.0	NA	NA	0	0	-	0	0	0	0	0	0
2008	Indianapolis	1	1	3	3	0	0.0	0.0	NA	NA	0	0	-	0	0	0	0	0	0
2009	Indianapolis	3	0	2	0	2	0.0	0.0	NA	NA	0	0	-	0	0	0	0	0	2
2010	Indianapolis	1	0	2	2	0	0.0	0.0	NA	NA	0	0	-	0	0	0	0	0	0
<b>Playoff Totals</b>		<b>6</b>	<b>2</b>	<b>9</b>	<b>6</b>	<b>3</b>	<b>0.0</b>	<b>0.0</b>	<b>NA</b>	<b>NA</b>	<b>0</b>	<b>0</b>	<b>-</b>	<b>0</b>	<b>0</b>	<b>0</b>	<b>0</b>	<b>0</b>	<b>2</b>

### Single-Game Highs

Tackles - 8 vs. Jacksonville (9/21/08)

Sacks - 1 at Houston (9/23/07)

69



## KYLE DEVAN

GUARD • 6'2" • 306 lbs • COLLEGE: OREGON STATE

ACQUIRED: FA - 2012 • NFL EXP. (NFL/TITANS): 4/1

HOMETOWN: SACRAMENTO, CALIF.

GAMES PLAYED/GAMES STARTED: 36/25 (PLAYOFFS: 4/4)



**PRO:** The Titans acquired free agent Kyle DeVan during the 2012 offseason to provide experience and competition on the interior of the offensive line. He has the ability to play both guard and center positions. The 6-foot-2, 306-pound product of Oregon State spent four seasons in the NFL prior to joining the Titans. Originally signed as an undrafted free agent by the Washington Redskins in 2008, he spent time later that season on the practice squad with the New York Jets. In the spring of 2009, he played for the AF2's Boise Burn before being signed by the Indianapolis Colts. After appearing in 31 games (21 starts) in two seasons with the Colts, he was acquired by the Philadelphia Eagles off waivers in 2011 and appeared in five games (four starts).

### CAREER HIGHLIGHTS:

- After being claimed off waivers by the Eagles one week before the start of the 2011 regular season, DeVan started the first four games of the season at right guard.
- As a member of the Colts in 2010, DeVan played in 16 games with 12 starts at left guard.
- In 2009, DeVan started at right guard in the final nine games of the regular season and three playoff games, including Super Bowl XLIV.

### TITANS TIDBITS:

- After being released from the New York Jets' practice squad in December 2008, DeVan moved back home to take a job as a substitute teacher. He made \$100 per day at Vacaville (Calif.) High School, where he once attended as a student. A year later, following a stint with the Boise Burn of the arena2 football league, DeVan was starting for the Indianapolis Colts during their march to the Super Bowl.

### CAREER TRANSACTIONS:

- The Vacaville, Calif., native was originally signed as an undrafted free agent by the Washington Redskins on May 1, 2008.
- Waived by the Redskins on July 9, 2008.
- Signed by the New York Jets on July 17, 2008 and waived on Aug. 30, 2008.
- Signed to the New York Jets' practice squad on Oct. 15, 2008 and released Dec. 16, 2008.
- Signed as a free agent by the Indianapolis Colts on April 22, 2009.
- Acquired by the Philadelphia Eagles off waivers from the Colts on Sept. 4, 2011.
- Waived by the Eagles on Nov. 5, 2011.
- Signed as a free agent by the Titans on June 4, 2012.

### SEASON RECAPS:

**2011 (5/4 - Philadelphia):** Played in five total games, including starts at right guard in the first four games of the season.

**2010 (16/12, 1/1 - Indianapolis):** Played in 16 games, starting 12 at left guard. Was part of an offensive line that tied for the fewest sacks allowed (16) in the NFL and produced more than 5,000 yards of total offense.

**2009 (15/9, 3/3 - Indianapolis):** Appeared in 15 games, starting the final nine contests at right guard. Was part of an offensive line that allowed a league-low 13 sacks. Started in all three playoff contests, including the Super Bowl.

**2008 (0/0 - New York Jets):** Spent nine weeks with the New York Jets on the practice squad.

### COLLEGE:

- Played in 49 career games and notched a streak of 38 consecutive starts at Oregon State.
- As a senior in 2007, started all 13 games and earned Pac 10 honorable mention honors, as well as all-academic Pac 10 honorable mention accolades.
- Garnered second-team Pac 10 honors as a junior.
- Started in all 11 games as a sophomore.
- Played in all 12 contests as a redshirt freshman in 2004.
- Received degree in business administration.

### PERSONAL:

- As a two-way lineman (offensive tackle, defensive tackle and defensive end) at Vacaville (Calif.) High School, was named a Monticello Empire League first-team selection on both offense and defense as a junior and senior.
- Was a PrepStar Magazine all-region selection as a senior.
- Born Kyle DeVan on Feb. 10, 1985 in Sacramento, Calif.

## KYLE DEVAN'S NFL STATISTICS

### REGULAR SEASON

Year	Team	GP	GS
2008	N.Y. Jets	Practice Squad	
2009	Indianapolis	15	9
2010	Indianapolis	16	12
2011	Philadelphia	5	4
<b>NFL Totals</b>		<b>36</b>	<b>25</b>

### PLAYOFFS

Year	Team	GP	GS
2009	Indianapolis	3	3
2010	Indianapolis	1	1
<b>Playoff Totals</b>		<b>4</b>	<b>4</b>

### Starts Breakdown

2009 - RG 9 (2009 Playoffs - RG 3); 2010 - LG 12 (2010 Playoffs - LG 1); 2011 - RG 4

53



## ZAC DILES

LINEBACKER • 6'2" • 245 lbs • COLLEGE: KANSAS STATE  
 ACQUIRED: FREE AGENT - 2012 • NFL EXP. (NFL/TITANS): 6/1  
 HOMETOWN: ABILENE, TEXAS  
 GAMES PLAYED/GAMES STARTED: 61/30 (PLAYOFFS: 0/0)



**PRO:** Zac Diles is a veteran linebacker that was signed during the 2012 offseason to provide depth and experience in the Titans' linebacking corps. The 6-foot-2-inch, 245-pounder brings versatility to the unit with the ability to play the weakside, strongside and middle linebacker spots. Prior to arriving in Tennessee, Diles spent time with the Houston Texans, St. Louis Rams, Tampa Bay Buccaneers and Indianapolis Colts.

### CAREER HIGHLIGHTS:

- In 2010, Diles saw action in 15 games and notched a career-best 78 tackles.
- In 2009, Diles saw action in all 16 games with 12 starts and posted 58 tackles, two forced fumbles, a fumble recovery and a pass defended.

### TITANS TIDBITS:

- As a child, Diles was musically-inclined, playing the saxophone and the piano.

### CAREER TRANSACTIONS:

- The Abilene, Texas, native was originally selected by the Houston Texans in the seventh round (218th overall) of the 2007 NFL Draft.
- Signed by the St. Louis Rams as a free agent on July 30, 2011.
- Released by the Rams on Sept. 3, 2011.
- Signed by the Tampa Bay Buccaneers as a free agent on Sept. 4, 2011.
- Released by the Buccaneers on Dec. 3, 2011 and claimed off waivers by the Indianapolis Colts on Dec. 5, 2011.
- Released by the Colts on Feb. 7, 2012.
- Signed by the Titans as a free agent on May 1, 2012.

### SEASON RECAPS:

**2011 (7/0 - Tampa Bay; 4/0 - Indianapolis):** Played in seven games with the Tampa Bay Buccaneers and totaled one special teams tackle. Was claimed off waivers by the Indianapolis Colts from the Tampa Bay Buccaneers on Dec. 5, 2011. Saw action in four games with the Colts primarily on special teams.

**2010 (15/10 - Houston):** Saw action in 15 contests with 10 starts and recorded a career-high 78 tackles.

- Against Indianapolis (9/12), posted his highest tackle total in the season opener with 12 stops.
- At Indianapolis (11/1), added 11 tackles in his second meeting with the Colts.

**2009 (16/12 - Houston):** Played in all 16 games with 12 starts and registered 58 tackles, two forced fumbles, one fumble recovery and one pass defended.

- Against Jacksonville (9/27), contributed five tackles (four solo) and a fumble recovery.
- Against Tennessee (11/23), finished second on the team in tackles with nine stops and forced a fumble.
- At Jacksonville (12/6), recorded eight tackles including two for a loss.
- Against New England (1/3), made six tackles and forced a fumble.

**2008 (8/8 - Houston):** Started the first eight games of the season before breaking his left tibia in practice. Despite playing just eight games he finished second on the team with 66 total tackles. Also posted one sack, one forced fumble and his first career interception. Was placed on injured reserve on Nov. 6, 2008.

- At Pittsburgh (9/7), made his first career start at outside linebacker and recorded a game-high and career-high 13 tackles.

- At Tennessee (9/21), posted eight total tackles and forced a first quarter fumble.

- Against Indianapolis (10/5), totaled nine tackles and made the first interception of his career in the second quarter off Peyton Manning.

- Against Detroit (10/19), posted six tackles, including the first sack of his career.

**2007 (11/0 - Houston):** As a rookie, played in 11 games mostly on special teams, but saw extended playing time at linebacker late in the year. Finished the season third on the team with nine special teams tackles and tallied five tackles on defense.

- Against Indianapolis (9/23), made his NFL debut, seeing action on special teams.
- At Cleveland (11/25), served as a game captain and earned his first action at linebacker, finishing with one solo tackle and one special teams stop.
- Against Jacksonville (12/30), saw most extensive action of the season at linebacker and finished with a three solo tackles.

### COLLEGE:

- Appeared in all 24 games in his two seasons at Kansas State and was a two-time All-Big 12 honoree.
- Started all 13 games as a senior during the 2006 season and collected 149 total tackles, including 13 stops for losses. Also forced three fumbles, notched two passes defended and had an interception. Returned lone career fumble return for a touchdown at Missouri.
- Played in 11 games as a junior in 2005 and finished fourth on the team with 50 tackles, adding two sacks, a pair of quarterback pressures, 5.5 stops behind the line of scrimmage and three forced fumbles.
- Selected to play in the inaugural Inta-Juice All-Star Classic in Houston.
- Began his collegiate career at Fresno City College, where he started 22 games over two seasons and led the team to a Valley Conference Title and a berth in the 2004 California North Division championship game as a sophomore.

### PERSONAL:

- Attended Tulare High School in California's central valley.
- In addition to football, he also lettered as a forward in basketball and as the right fielder on the baseball team.
- Was active in the community at Kansas State, making regular hospital visits and reading to children.
- Born Zachary Lee Diles on June 11, 1985 in Abilene, Texas.

## ZAC DILES' NFL STATISTICS

REGULAR SEASON		TACKLES									INTERCEPTIONS					FUMBLES				
Year	Team	GP	GS	Tot	Solo	Asst	Sk	Yds	QBP	TFL	No	Yds	Lg	TD	PD	FF	FR	Yds	SpT	
2007	Houston	11	0	5	5	0	0.0	0.0	NA	NA	0	0	-	0	0	0	0	0	0	9
2008	Houston	8	8	66	47	19	1.0	9.0	NA	NA	1	0	0	0	2	1	0	0	0	0
2009	Houston	16	12	58	44	14	0.0	0.0	NA	NA	0	0	-	0	1	2	1	0	0	0
2010	Houston	15	10	78	55	23	0.0	0.0	NA	NA	0	0	-	0	0	0	0	0	0	0
2011	T.B./Ind.	11	0	0	0	0	0.0	0.0	NA	NA	0	0	-	0	0	0	0	0	0	1
<b>NFL Totals</b>		<b>61</b>	<b>30</b>	<b>207</b>	<b>151</b>	<b>56</b>	<b>1.0</b>	<b>9.0</b>	<b>NA</b>	<b>NA</b>	<b>1</b>	<b>0</b>	<b>0</b>	<b>0</b>	<b>3</b>	<b>3</b>	<b>1</b>	<b>0</b>	<b>0</b>	<b>10</b>

### Single-Game Highs

Tackles - 13 at Pittsburgh (9/7/08)

Sacks - 1.0 vs. Detroit (10/19/08)

Forced Fumbles - 1 (Three times, last vs. New England 1/3/10)

Interceptions - 1 vs. Indianapolis (10/5/08)

Fumble Recoveries - 1 vs. Jacksonville (9/27/09)





36



## HERB DONALDSON

RUNNING BACK • 5'11" • 221 lbs • COLLEGE: WESTERN ILLINOIS  
 ACQUIRED: FREE AGENT - 2010 • NFL EXP. (NFL/TITANS): 1/1  
 HOMETOWN: ST. LOUIS, MO.  
 GAMES PLAYED/GAMES STARTED: 0/0 (PLAYOFFS: 0/0)



**PRO:** Herb Donaldson enters his third year with the Titans after spending the entire 2010 and 2011 campaigns on the team's practice squad. He was re-signed as a free agent in 2012 to compete as a reserve running back and special teams performer. Originally an undrafted free agent with the New Orleans Saints in 2009, Donaldson spent time during his rookie season on the Saints and Dallas Cowboys practice squads.

### CAREER TRANSACTIONS:

- The St. Louis, Mo., native was originally signed by the New Orleans Saints as a rookie free agent on May 6, 2009.
- Waived by the Saints on Sept. 5, 2009.
- Signed by the Saints to the practice squad on Oct. 29, 2009.
- Released by the Saints on Nov. 20, 2009.
- Signed to the Dallas Cowboys' practice squad on Dec. 21, 2009.
- Re-signed by the Cowboys on Jan. 18, 2010.
- Released by the Cowboys on Sept. 4, 2010.
- Signed to the Titans' practice squad on Sept. 8, 2010.
- Re-signed by the Titans on Jan. 4, 2011.
- Waived by the Titans on Sept. 2, 2011 and signed to the practice squad on Sept. 4, 2011.
- Re-signed by the Titans as a free agent on Jan. 3, 2012.

### SEASON RECAPS:

**2011:** Spent his second consecutive season with the Titans on the practice squad.

**2010:** Spent the entire season with the Titans on the practice squad.

**2009:** After joining the Saints as a rookie free agent, spent three weeks during the season on the New Orleans' practice squad. Spent the final two weeks of the season on the Cowboys' practice squad.

### COLLEGE:

• During his career at Western Illinois, rushed for 4,746 yards and 50 touchdowns on 828 carries (5.7 avg.) and also caught 36 passes for 225 yards and one touchdown. Became the all-time leading rusher in both Western Illinois and MVC history. Set the conference record with 23 games of 100-or-more yards.

• As a senior, led Division I in rushing and scoring with 1,784 yards and 21 rushing touchdowns with an additional receiving touchdown. Received FCS first-team All-American honors and was named Missouri Valley Conference Player of the Year. Became the first player in conference history to reach 1,000 yards in his seventh game twice in a career. Had nine 100-yard games and four 200-yard games and was the country's only player with four of the season's top 22 rushing games.

- As a junior, collected 1,491 yards in 10 games, becoming just the second player in school history to post back-to-back 1,400-yard rushing seasons. Led the Gateway conference and ranked fifth nationally with an average of 149.1 rushing yards-per-game. Did not lose a fumble all year.
- As a sophomore, set WIU's sophomore rushing record with 1,417 yards to go along with 18 touchdowns and seven 100-yard games.
- As a redshirt freshman, appeared in all 11 games and carried the ball 12 times for 54 yards.
- Graduated in December 2008 with a degree in broadcasting.

### PERSONAL:

- Attended Christian Brothers College (St. Louis, Mo.) High School, where he earned conference co-player of the year honors. Named to the *St. Louis Post Dispatch* All-Metro Team and earned conference co-player of the year honors as a linebacker while also rushing for 1,356 yards and 20 touchdowns.
- Earned a Board of Trustees degree in December 2008 from WIU.
- Was a college teammate at WIU with Jason Williams, a third-round pick of the Cowboys in 2009.
- List of favorites: (movie) "Coming to America"; (TV show) "Family Guy"; (actor) Denzel Washington; (music artist) Jay-Z; (school subject) history; (car) 1988 Monte Carlo SS; (author) F. Scott Fitzgerald; (video game) Duck Hunt; (food) shrimp fried rice; (sports hero) Emmitt Smith; and (sports teams as a child) Dallas Cowboys.
- Born Herb H. Donaldson on Dec. 13, 1985 in St. Louis, Mo.

## HERB DONALDSON'S NFL STATISTICS

### REGULAR SEASON

Year	Team	RUSHING							RECEIVING				
		GP	GS	Att	Yds	Avg	Lg	TD	No	Yds	Avg	Lg	TD
2009	NO/Dal	0	0		Practice Squad								
2010	Tennessee	0	0		Practice Squad								
2011	Tennessee	0	0		Practice Squad								
<b>NFL Totals</b>		<b>0</b>	<b>0</b>	<b>0</b>	<b>0</b>	<b>-</b>	<b>-</b>	<b>0</b>	<b>0</b>	<b>0</b>	<b>-</b>	<b>-</b>	<b>0</b>

78



## LEGER DOUZABLE

DEFENSIVE END • 6'4" • 284 lbs • COLLEGE: CENTRAL FLORIDA  
 ACQUIRED: FREE AGENT - 2012 • NFL EXP. (NFL/TITANS): 4/1  
 HOMETOWN: TAMPA, FLA.  
 GAMES PLAYED/GAMES STARTED: 43/7 (PLAYOFFS: 0/0)



**PRO:** Leger Douzable (LEE-JHAY DOO-zub-ul) was signed as free agent on April 5, 2012 to provide depth and versatility to the Titans' defensive front. Prior to arriving in Tennessee, the six-foot-four-inch, 284-pounder played both defensive end and defensive tackle during stints with the N.Y. Giants, St. Louis Rams and Jacksonville Jaguars. Douzable will line up primarily as a defensive end in the Titans' 4-3 defensive scheme.

### CAREER HIGHLIGHTS:

- In 2011, appeared in all 16 games for the first time and notched a career-best 61 tackles, a sack, seven tackles for loss and 12 quarterback pressures. Posted his first NFL sack by dropping Matt Hasselbeck for an eight-yard loss at Tennessee (12/24/11).

### TITANS TIDBITS:

- Douzable is planning to start his own foundation to aid kids in Haiti and to help foster kids get into college.
- Douzable interacts with his fans and writes a weekly blog on his website, [www.legerdouzable.com](http://www.legerdouzable.com)

### CAREER TRANSACTIONS:

- The Tampa, Fla., native was originally signed by the Minnesota Vikings as an undrafted free agent on May 2, 2008.
- Released by the Vikings on Aug. 31, 2008 and signed by the New York Giants to their practice squad on Sept 11, 2008.
- Signed by the Giants to their active roster on Dec. 3, 2008.
- Released by the Giants on Sept. 16, 2009 and signed by the St. Louis Rams to their practice squad on Sept. 17, 2009.
- Signed by the Rams to their active roster on Sept. 30, 2009.
- Released by the Rams on June 28, 2010 and claimed off waivers by the Detroit Lions on June 29, 2010 but released by the Lions on Aug. 4, 2010.
- Signed by the Jacksonville Jaguars as free agent on Aug. 8, 2010.
- Signed by the Titans as a free agent on April 5, 2012.

### SEASON RECAPS:

**2011 (16/6 - Jacksonville):** Played in all 16 games for the first time in his career and started a career-high six games. Started the final six games at left defensive end and produced a career-high 61 tackles (35 solo), one sack, seven tackles for loss and 12 quarterback pressures.

- Against Tennessee (9/11), saw action at defensive tackle and produced four tackles, one pass defended and one quarterback pressure.
- At N.Y. Jets (9/18), tallied six tackles and one tackle for loss.
- Against Houston (11/27), started at defensive end and totaled three tackles, one tackle for loss and one quarterback pressure.
- At Atlanta (12/15), totaled a career-high 11 tackles (six solo) with two tackles for loss and one quarterback pressure.
- At Tennessee (12/24), recorded first career sack as he took down Matt Hasselbeck for an eight-yard loss in the first quarter and added eight tackles.
- Against Indianapolis (1/1), started at defensive end in season finale and posted nine tackles (four solo) with one tackle for loss and team-high three quarterback pressures.

**2010 (15/0 - Jacksonville):** Appeared in a then career-high 15 games at defensive tackle and totaled 27 tackles (13 solo) along with two tackles for loss and seven quarterback hits.

- Against Denver (9/12), made his Jaguars debut as part of defensive tackle rotation and had one quarterback hit.
- Against Tennessee (10/18), finished with a career-high six tackles (three solo) to go along with one tackle for loss and one quarterback hit.

- Against Houston (11/14), accumulated one tackle and two quarterback hits.

- At N.Y. Giants (11/28), tallied three tackles, including one tackle for loss.
- At Houston (1/2), made three tackles and one quarterback hit.

**2009 (12/1 - St. Louis):** Played in 12 games with one start and collected 16 tackles (11 solo), five tackles for loss and four quarterback pressures. Began season with the New York Giants before he was waived and signed to Rams' practice squad. Was activated to 53-man roster on Sept. 30 where spent remainder of the season.

- Against Houston (12/20), made his first career start.

**2008 (0/0 - N.Y. Giants):** Spent preseason with the Minnesota Vikings before being waived in final cuts. Spent majority of the season on the New York Giants' practice squad and was activated to 53-man roster on Dec. 3 but did not see action.

### COLLEGE:

- Was a four-year letterman at Central Florida and was a two-time Academic All-Conference USA honoree. Played in 49 games with 24 starts.
- Started all 14 games as a senior and led team with 7.5 sacks and 14 tackles for loss. Named All-Conference USA first-team and was a part of team that won Conference USA title.
- Played in all 12 games as a junior with nine starts and was named third-team All-Conference USA.
- Played in 11 games as a true freshman.
- Majored in interpersonal organizational communication at Central Florida.

### PERSONAL:

- Single and splits time between Nashville and Atlanta, Ga.
- Attended Alonzo High in Tampa, Fla. and earned second-team All-County selection as a senior. Finished his final season with 50 tackles and 10 sacks.
- Also lettered in basketball.
- Follow Leger on Twitter @LegerDouzable.
- Name pronounced LEE-JHAY DOO-zub-ul.
- Born Leger Douzable on May 31, 1986 in Tampa, Fla.

## LEGER DOUZABLE'S NFL STATISTICS

REGULAR SEASON		TACKLES									INTERCEPTIONS					FUMBLES			
Year	Team	GP	GS	Tot	Solo	Asst	Sk	Yds	QBP	TFL	No	Yds	Lg	TD	PD	FF	FR	Yds	SpT
2008	N.Y. Giants	0	0	0	0	0	0.0	0.0	0	0	0	0	-	0	0	0	0	0	0
2009	St. Louis	12	1	16	11	5	0.0	0.0	4	5	0	0	-	0	0	0	0	0	0
2010	Jacksonville	15	0	27	13	14	0.0	0.0	7	2	0	0	-	0	0	0	0	0	0
2011	Jacksonville	16	6	61	35	26	1.0	8.0	12	7	0	0	-	0	1	0	0	0	0
<b>NFL Totals</b>		<b>43</b>	<b>7</b>	<b>104</b>	<b>59</b>	<b>45</b>	<b>1.0</b>	<b>8.0</b>	<b>23</b>	<b>14</b>	<b>0</b>	<b>0</b>	<b>-</b>	<b>0</b>	<b>1</b>	<b>0</b>	<b>0</b>	<b>0</b>	<b>0</b>

### Single-Game Highs

Tackles - 11 at Atlanta (12/15/11)

Sacks - 1.0 at Tennessee (12/24/11)

77



## RYAN DURAND

GUARD • 6'5" • 305 lbs • COLLEGE: SYRACUSE  
 ACQUIRED: 7TH ROUND - 2009 • NFL EXP. (NFL/TITANS): 2/2  
 HOMETOWN: WALPOLE, N.H.  
 GAMES PLAYED/GAMES STARTED: 1/0 (PLAYOFFS: 0/0)



**PRO:** Ryan Durand enters his fourth season with the Titans in 2012. The 6-foot-5-inch, 305-pound guard has spent two entire campaigns (2009, 2011) on the team's practice squad and split time in 2010 between the 53-man roster and the practice squad. Durand has the athleticism and intelligence to complement his size and strength, allowing him to hold up against bigger defensive tackles in the NFL.

### CAREER HIGHLIGHTS:

- Durand made his professional debut in a victory at Dallas on Oct. 10, 2010.

### TITANS TIDBITS:

- Durand graduated from Syracuse with a 3.75 GPA and a degree in exercise science in December 2008. The four-time Big East All-Academic selection's post-football endeavors include going back to school to obtain a degree in physical therapy. Prior to the NFL Draft, he was accepted to study at his top post-grad choice, Springfield College.
- Durand's solid academic record and character put him in contention for the prestigious Vincent dePaul Draddy Trophy given to college football player with the best combination of academics, community service and on-field performance. He was a semifinalist for the award as a senior.

### CAREER TRANSACTIONS:

- A native of Walpole, N.H., Durand was selected by the Titans in the seventh round (239th overall) of the 2009 NFL Draft.
- Waived on Sept. 5, 2009 and signed to the Titans' practice squad on Sept. 6, 2009.
- Re-signed by the Titans as a free agent on Jan. 4, 2010.
- Waived on Nov. 23, 2010 and re-signed to the Titans' practice squad on Nov. 25, 2010.
- Re-signed by the Titans as a free agent on Jan. 4, 2011.
- Waived on Sept. 3, 2011 and re-signed to the Titans' practice squad on Sept. 4, 2011.
- Re-signed by the Titans as a free agent on Jan. 2, 2012.

### SEASON RECAPS:

**2011 (0/0):** Spent the entire 2011 season on the Titans' practice squad.

**2010 (1/0):** Appeared in one contest as a reserve and was inactive for nine games. Released on Nov. 23, 2010 and re-signed to the team's practice squad two days later.

- At Dallas (10/10), appeared in his first career NFL contest primarily on special teams. Saw action at left guard late in the fourth quarter after Eugene Amano exited the game with an injury.

**2009 (0/0):** Spent the entire 2009 season on the Titans' practice squad.

### COLLEGE:

- As a senior in 2008, started all 12 games at right guard and was tabbed a second-team All-Big East selection. Was invited to play in the East-West Shrine Game.
- Was instrumental in helping running back Curtis Brinkley become the eighth different player in Syracuse history to record 1,000 rushing yards in a season.
- As a junior, started 11 games at right guard and protected an offensive unit that amassed an average of 291.9 yards per game.
- As a sophomore in 2006, started all 12 games at right guard. Was one of

only 13 players to start every game and was the only offensive lineman to start every game at the same position.

- As a redshirt freshman in 2005, played in seven games and made the travel squad for all 12 contests.
- As a freshman, was redshirted for the season and saw action on the scout team.
- Majored in health and exercise science at Syracuse.

### PERSONAL:

- Has a girlfriend and splits time between Nashville and Walpole, N.H.
- Attended St. Bernard's Central Catholic (Fitchburg, Mass.) High School and was a four-year football letter-winner for coach Joe Hickey. Was selected a team captain as both a junior and senior.
- Rated fifth on PrepStar's top-10 list for offensive linemen in the East and PrepStar All-East Region selection in 2003. Labeled the top offensive lineman and fifth overall prospect in New England by Rivals.com. Selected the sixth-best player in New England by SuperPrep.
- Named 2003 Worcester Telegram & Gazette First Team Defensive All-Star and Boston Globe All-Conference selection.
- Earned team MVP award as a freshman, defensive MVP as a sophomore, the Coaches Award as a junior and senior. Also received the Lineman Award as a senior.
- Lettered in track and field three seasons, specializing in the shot put and discus. Was a state semifinalist in the shot put as a senior.
- List of favorites: (movie) "Snatch"; (TV show) "South Park"; (actor) Arnold Schwarzenegger; (music artist/group) Metallica; (school subject) science; (car) pickup truck; (author) J.R.R. Tolkien; (video game) action games on Xbox 360; (pro sports team) Boston Red Sox; (sports hero) Dan Marino; and (food) Italian.
- Born Ryan James Durand on Nov. 17, 1985 in Worcester, Mass.

## RYAN DURAND'S NFL STATISTICS

### REGULAR SEASON

Year	Team	GP	GS
2009	Tennessee	0	0
2010	Tennessee	1	0
2011	Tennessee	0	0
<b>NFL Totals</b>		<b>1</b>	<b>0</b>



80



## CAMERON GRAHAM

TIGHT END • 6'3" • 244 lbs • COLLEGE: LOUISVILLE  
 ACQUIRED: FA - 2011 • NFL EXP. (NFL/TITANS): 1/1  
 HOMETOWN: INGLEWOOD, CALIF.  
 GAMES PLAYED/GAMES STARTED: 0/0 (PLAYOFFS: 0/0)



**PRO:** Cameron Graham is a promising young talent who enters his second year out of the University of Louisville. The 6-foot-3, 244-pound tight end will compete for playing time on offense and on special teams in 2012. In 2011, the former undrafted free agent spent his entire rookie season with the Titans as a member of the practice squad.

### CAREER TRANSACTIONS:

- Originally signed by the Titans as a rookie free agent on July 28, 2011.
- Waived by the Titans on Sept. 2, 2011.
- Signed by the Titans to the practice squad on Sept. 4, 2011.
- Re-signed by the Titans as a free agent on Jan. 2, 2012.

### SEASON RECAPS:

**2011 (0/0):** Spent the entire season with the Titans on the practice squad.

### COLLEGE:

- Played three seasons at Louisville after transferring from El Camino (Calif.) Junior College. In 25 games with Louisville, started 23 times and totaled 67 receptions for 793 yards (11.8 avg.) and seven touchdowns.
- As a senior in 2010 at Louisville, finished second on the team with 40 receptions, led the squad with 470 receiving yards and tied for the team lead with five touchdown receptions.
- As a junior in 2009 at Louisville, played in 12 games (10 starts) and finished third on the team with 27 receptions for 323 yards and two scores. Caught a pass in 10 of the 12 games and scored his first career touchdown at Kentucky.

- As a sophomore in 2008, spent the majority of his first season at Louisville battling injuries and appeared six games.
- As a freshman in 2007, played his only season at El Camino (Torrance, Calif.) Junior College. Recorded 22 receptions for 218 yards and six touchdowns and earned second-team All-Mission Conference
- Majored in communications.

### PERSONAL:

- Played tight end and defensive end at Inglewood (Calif.) High School.
- List of favorites: (movie) "Welcome Home, Roscoe Jenkins"; (TV show) SportsCenter; (actor) Samuel L. Jackson; (music artist) Rick Ross; (food) seafood; and (sports teams as a child) L.A. Lakers.
- Born Cameron Dwight Graham on Feb. 6, 1989 in Inglewood, Calif.

## CAMERON GRAHAM'S NFL STATISTICS

REGULAR SEASON		RECEIVING							RUSHING				
Year	Team	GP	GS	No	Yds	Avg	Lg	TD	Att	Yds	Avg	Lg	TD
2011	Tennessee	0	0		Practice Squad								
<b>NFL Totals</b>		<b>0</b>	<b>0</b>	<b>0</b>	<b>0</b>	<b>-</b>	<b>-</b>	<b>0</b>	<b>0</b>	<b>0</b>	<b>-</b>	<b>-</b>	<b>0</b>

33



## MICHAEL GRIFFIN

SAFETY • 6'0" • 202 lbs • COLLEGE: TEXAS  
 ACQUIRED: 1ST ROUND - 2007 • NFL EXP. (NFL/TITANS): 6/6  
 HOMETOWN: AUSTIN, TEXAS  
 GAMES PLAYED/GAMES STARTED: 80/73 (PLAYOFFS: 2/2)



PRO BOWLS



2008 2010

**PRO:** Safety Michael Griffin, a two-time Pro Bowl selection, displays great range and playmaking ability in the secondary. The Titans' 2007 first-round pick possesses the ball-hawking skills of a safety and the speed and agility of a cornerback. Throughout his career, he has shown an uncanny knack for always being around the football and making big plays on defense and special teams. He has also been durable, having never missed a game in his first five seasons. During the 2012 offseason, he was rewarded with a new multi-year contract.

### CAREER HIGHLIGHTS:

- In 2011, Griffin extended his starting streak to 43 games and his consecutive games played streak to 80. In addition to a pair of interceptions, he ranked third on the squad with 96 tackles.
- In 2010, Griffin was named to his second Pro Bowl after leading the team with four interceptions and finishing second on the squad with a career-high 153 tackles.
- Griffin's streak of four consecutive games in 2010 with an interception tied for the second-longest streak in franchise history, trailing only Pete Jaquess' record of five games. The streak earned Griffin the October AFC Defensive Player of the Month Award.
- Griffin was named to his first Pro Bowl in 2008 after finishing tied for second in the NFL with a team-high seven interceptions.
- In 2007, Griffin began his rookie campaign as a cornerback before shifting back to his collegiate position of safety midway through the season. His three interceptions were the most by a Titans/Oilers rookie safety since Bubba McDowell recorded four in 1989.

### TITANS TIDBITS:

- Griffin grew up playing football with his fraternal twin brother, Marcus, as a teammate. Both attended the University of Texas with Marcus redshirting his first season while Michael played immediately.
- Griffin returned to the University of Texas during the 2008 offseason to pursue his college degree in youth and community studies.
- Griffin is the product of two military parents. His father, Ronald, served more than 20 years with the U.S. Air Force, while his mother, Mae, was in the U.S. Navy for more than two decades. The couple met while serving in Korea and were later married and had twin sons, Michael and Marcus.

### CAREER TRANSACTIONS:

- The Austin, Texas, native was selected by the Titans in the first round (19th overall) of the 2007 NFL Draft.

### SEASON RECAPS:

- 2011 (16/16):** Started all 16 games at safety and tied for the team lead with two interceptions. Ranked third on the squad with 96 tackles and added one quarterback pressure, two tackles for loss, six passes defended and one forced fumble. Led or tied for the team lead in tackles twice in 2011 (vs. BAL, at HST). Tied for the team lead in passes defended once in 2011 (vs. IND).
- At Jacksonville (9/11), posted six tackles and stuffed Mike Thomas for a one-yard loss on a third-and-two play in the fourth quarter.
  - Against Baltimore (9/18), tied for the team lead with five tackles, including a stop for loss and a pass defended. Stuffed Ray Rice for a two-yard loss on a rush up the middle in the first quarter. Broke up a deep pass over the middle intended for Anquan Boldin in the fourth quarter.
  - At Cleveland (10/2), collected six tackles. Ended a Browns' drive by stopping Armond Smith for no gain on a fourth-and-one flip play in the second quarter.
  - Against Indianapolis (10/30), posted four tackles, an interception and

two passes defended. Hauled in a tipped pass by Jason McCourty for an interception along the sideline in the second quarter. Ended a Colts' drive by knocking down a fourth-and-three pass intended for Dallas Clark late in the fourth quarter.

- At Buffalo (12/4), tallied five tackles and a forced fumble. Forced a C.J. Spiller fumble but the loose ball was recovered by Spiller in the end zone for a touchdown.
- Against New Orleans (12/11), recorded eight tackles, including a stop for loss. Shot through potential blockers and stuffed Pierre Thomas for a three-yard loss on a short pass in the left flat in the third quarter.
- Against Jacksonville (12/24), totaled four tackles and interception. Ended a Jaguars' scoring chance by intercepting a pass in the end zone that was tipped by Jason McCourty in the fourth quarter.
- At Houston (1/1), led the team with 11 tackles.

**2010 (16/16):** Named to the Pro Bowl and selected Associated Press second team All-Pro. Started all 16 games at safety and tied for sixth in the AFC with a team-high four interceptions. Finished second on the team with 153 tackles and 14 passes defended. Led or tied for the team lead in tackles six times (vs. OAK, at NYG, at SD, at MIA, vs. WAS, vs. HST). Led or tied for the team lead in passes defended four times (vs. PIT, vs. PHI, vs. JAX, vs. HST). Named AFC Defensive Player of the Month for October after leading the AFC and ranking second in the NFL with four interceptions.

- Against Oakland (9/12), led the team with 11 tackles. Recovered a fumble that was caused by a Jacob Ford strip-sack in the first quarter. Broke up a potential touchdown pass to Louis Murphy in the end zone late in the second quarter.
- At N.Y. Giants (9/26), led the team with 15 tackles and a forced fumble. Caught and downed a Brett Kern 37-yard punt at the Giants' one-yard line, which led to a Titans' safety in the third quarter. Halted a potential Giants' scoring drive by forcing an Ahmad Bradshaw fumble that was recovered by Alterraun Verner at the Titans' five-yard line in the third stanza. Collected a special teams tackle on coverage units.
- Against Denver (10/3), picked off a Kyle Orton pass that was tipped by Will Witherspoon in the fourth quarter.
- At Dallas (10/10), tied for second on the team with 10 tackles. Halted a potential Cowboys' scoring chance with an acrobatic interception of a pass intended for Martellus Bennett in the end zone late in the third quarter.
- At Jacksonville (10/18), picked off a David Garrard pass intended for Tiquan Underwood in the first quarter and returned it 13 yards to the Jaguars' 37-yard line.
- Against Philadelphia (10/24), tallied five tackles and three passes defended, including an interception in his fourth consecutive game. Intercepted a Kevin Kolb pass intended for Jeremy Maclin and returned it 28 yards to the Eagles' 45-yard line in the second quarter. Became the seventh player in franchise history with an interception in four consecutive games. He also moved into a tie for 19th on the franchise's all-time career interceptions list.
- At San Diego (10/31), led the team with 11 tackles and teamed with Stephen Tulloch to stuff Ryan Mathews for a one-yard loss in the third quarter.
- Against Washington (11/21), led the team with 11 tackles.
- Against Jacksonville (12/5), started at safety and tallied 14 tackles and a pass defended.
- Against Indianapolis (12/9), started at safety and notched 11 tackles, including a stop for loss. Teamed with Chris Hope to stonewall Donald Brown for a three-yard loss on a rush off right guard in the second quarter.
- Against Houston (12/19), tied for the team lead with nine tackles,

including a forced fumble and two passes defended. Forced an Andre Johnson fumble that was recovered by Johnson along the sideline in the third quarter. Broke up a pass intended for Owen Daniels along the sideline in the fourth quarter. Batted down a pass intended for Jacoby Jones late in the final stanza.

- At Indianapolis (1/2), totaled nine tackles, a pass defended and a fumble recovery. Broke up a pass intended for Pierre Garcon in the fourth quarter. Recovered a Dominic Rhodes fumble that was forced by Sen'Derrick Marks and returned it 20 yards to the Colts' 37-yard line late in the fourth quarter.

**2009 (16/15):** Played in all 16 games with 15 starts at safety and finished third on the team with 108 tackles. Posted seven passes defended, a sack, an interception, two forced fumbles, two fumble recoveries and nine special teams tackles on coverage units. Led or tied for the team lead in tackles four times in 2009, including a career-best 12 stops at Jacksonville (10/4/09). Led or tied for the team lead in special teams tackles twice in 2009. Led or tied for the team lead in passes defended four times in 2009.

- At Pittsburgh (9/10), posted six solo tackles, a forced fumble and a pass defended. Led the team with three special teams tackles. With the game tied at 10-10, halted a potential Steelers' scoring opportunity by forcing a Hines Ward fumble that was recovered by Stephen Tulloch at the Titans four-yard line with less than a minute remaining in regulation.
- At Jacksonville (10/4), led the team with a career-high 12 tackles and a fumble recovery. Recovered a David Garrard fumbled snap at the Titans' 12-yard line in the third quarter.
- Against Jacksonville (11/1), collected three tackles and a forced fumble in the Titans' 30-13 victory. Blocked Josh Scobee's extra point attempt following the Jaguars' touchdown in the third quarter. Forced a Mercedes Lewis fumble that was recovered by the Jaguars in the third quarter.
- Against Miami (12/20), posted 11 tackles, an interception, a fumble recovery and two passes defended in the Titans' 27-24 overtime win. Ended a potential Dolphins' scoring drive by recovering a Ricky Williams' fumble that was caused by Tony Brown at the Titans' 20-yard line early in the second quarter. Helped set up the Titans' winning field goal by intercepting a pass intended for Davone Bess in overtime.

**2008 (16/16, 1/1):** Named to the 2008 Pro Bowl after starting all 16 games at free safety and finishing tied for second in the NFL with a team-high seven interceptions. Registered 81 tackles, two tackles for loss, a forced fumble and finished third on the team with 12 passes defended. Continued to excel on special teams finishing second on the squad with 17 special teams stops. Notched a career-high two interceptions against Houston (9/21/08) and against Pittsburgh (12/21/08). Posted 115 interception return yards against Pittsburgh (12/21/08) which ranks second in franchise history for a single-game total (Miller Farr, 128 yards, at N.Y. Jets, 10/15/67).

- Against Jacksonville (9/7), tied for the team lead with eight tackles in the Titans' 17-10 victory on opening day. Registered his first career sack when he dropped David Garrard for a four-yard loss in the third quarter.
- At Cincinnati (9/14), collected six tackles and an interception in the 24-7 road victory. Intercepted a Carson Palmer pass intended for Reggie Kelly and returned it 15 yards in the fourth quarter.
- Against Houston (9/21), registered three solo tackles, a career-high three passes defended, two interceptions and a tackle for loss in the Titans' 31-12 victory. Made an acrobatic interception of a pass intended for Joel Dreessen along the left sideline in the first quarter. Picked off a fourth-and-10 pass intended for Andre Johnson in the fourth quarter.
- At Baltimore (10/5), registered two tackles and an interception in the Titans' 13-10 comeback victory over the Ravens. Stepped in front of Demetrius Williams, picked off a Joe Flacco pass and returned it six yards to the Ravens' 32-yard line in the second quarter.
- Against Cleveland (12/7), notched five tackles, an interception and two passes defended in the Titans' division-clinching 28-9 victory. Knocked down a deep pass intended for Braylon Edwards in the second quarter. Intercepted a pass intended for Edwards and raced 36 yards to the Cleveland 22-yard line, setting up the Titans' third touchdown of the afternoon in the third quarter.
- Against Pittsburgh (12/21), registered five tackles, two interceptions, including one that was returned for a touchdown, and three passes defended in the Titans' 31-14 victory. Halted a Steelers' drive by knocking away a deep pass intended for Nate Washington on third-and-10 late in the first quarter. Intercepted a pass intended for Nate Washington on third-and-two late in the third quarter. Sealed the victory by intercepting Roethlisberger and returning the pick 83 yards for a touchdown with 16 seconds remaining in the game.

**2007 (16/10, 1/1):** Saw action in all 16 games, starting the final 10 contests at free safety. Registered 49 tackles, three interceptions, eight passes defended, a forced fumble and a tackle for loss. Led the team with 16 special teams tackles. Made his first career NFL start at safety against Oakland (10/28). Collected his first career interception by picking off Sage Rosenfels against Houston (12/2). Saw action in his first career NFL game against Jacksonville (9/9). Tied for the team lead in passes defended three times in 2007 (vs. CAR, at CIN, at IND). Led or tied for the team lead in special teams tackles three times in 2007 (at NO, at HST, vs. SD).

- At Houston (10/21), led the team with six special teams tackles in the Titans' thrilling 38-36 victory over the Texans. Downed a Craig Hentrich 47-yard punt at the Houston 2-yard line in the fourth quarter and returned two kickoffs for 55 yards.
- Against Oakland (10/28), made his first career NFL start at safety and registered five tackles in the Titans' 13-9 win.
- Against Houston (12/2), recorded four tackles and an interception in the Titans' 28-20 victory. Collected his first career NFL interception by picking off a Sage Rosenfels pass intended for Kevin Walter in the fourth quarter.
- In AFC Wild Card Game at San Diego (1/6), registered seven tackles, including a tackle for loss and a pass defended. Batted down a deep pass intended for Chris Chambers in the end zone on a third-and-11 play in the second quarter.

#### COLLEGE:

- The 19th overall selection in the 2007 NFL Draft developed into one of the top safeties in college football during his four years at Texas. He started 28 times in 50 career games at Texas and totaled 364 tackles, 15 tackles for loss, four sacks, eight interceptions, 23 passes defended, nine forced fumbles and seven fumble recoveries. As one of the country's top special teams players, he set a Big 12 Conference record and ranked second in NCAA Division I-A history with eight career blocked punts.
- Led Texas in special teams tackles in each of his first two seasons and led the defense in tackles in his junior (124 tackles) and senior seasons (126). He was only the eighth player in Longhorns history to lead the team in tackles more than once in his career. His 364 career tackles on defense ranked eighth on the school's all-time list.
- As a senior, started all 13 games at free safety. Named second-team All-American by Associated Press and Walter Camp Football Foundation, first-team All-Big 12 by Associated Press and league's coaches and was semifinalist for Lott Trophy. Led team with 126 tackles and added four interceptions, 10 passes defended, one sack, four tackles for loss, four forced fumbles, two fumble recoveries and two blocked punts. Set season high with 16 tackles and added two passes defended at Texas Tech (10/28).
- As a junior, played 13 games with 12 starts at strong safety. Named second-team All-Big 12 after leading team with 124 tackles and adding three interceptions, eight passes defended, four tackles for loss, three fumble recoveries, one forced fumble and school-record four blocked punts. Matched school's highest single-game total since 1992 with career-high 23 tackles and blocked punt that was returned for touchdown at Texas A&M (11/25). Posted eight tackles and made crucial interception off Matt Leinart in Texas end zone to halt USC drive in 41-38 victory in Rose Bowl National Championship Game against USC (1/4).
- As a sophomore, played 12 games with one start and recorded 49 tackles, one sack, one interception, one forced fumble, one fumble recovery and two blocked punts. Also led team with 11 special teams tackles.
- As a freshman, played in 12 games with two starts and totaled 51 tackles, two sacks, three forced fumbles and one fumble recovery. Named team's Outstanding Defensive Newcomer. Also led squad with 21 special teams tackles.
- Majored in youth and community studies.

#### PERSONAL:

- Single, splits time between Nashville and Austin, Texas.
- Has a son, Michael Braylen Griffin, and a daughter, Mya Devin Griffin.
- Two-year starter at running back and senior starter at defensive back for Bowie (Austin, Texas) High School. As senior, named honorable mention All-State Class 5A on offense, District 25-5A Offensive MVP, Academic All-District and All-Central Texas as two-way performer. On offense, totaled 132 carries for 1,181 yards and 11 scores and added 46 tackles on defense.
- Also earned two letters in basketball and three in track & field, competing in 100m, 200m and mile relay.





## MICHAEL GRIFFIN'S NFL STATISTICS

REGULAR SEASON				TACKLES							INTERCEPTIONS					FUMBLES			
Year	Team	GP	GS	Tot	Solo	Asst	Sk	Yds	QBP	TFL	No	Yds	Lg	TD	PD	FF	FR	Yds	SpT
2007	Tennessee	16	10	49	34	15	0.0	0.0	0	1	3	3	3	0	8	1	0	0	16
2008	Tennessee	16	16	81	49	32	1.0	4.0	2	2	7	172	83t	1	12	1	0	0	17
2009	Tennessee	16	15	108	62	46	1.0	10.0	1	2	1	3	3	0	7	2	2	0	9
2010	Tennessee	16	16	153	99	54	0.0	0.0	2	1	4	50	28	0	14	2	2	20	2
2011	Tennessee	16	16	96	70	26	0.0	0.0	1	2	2	0	0	0	6	1	0	0	0
<b>NFL Totals</b>		<b>80</b>	<b>73</b>	<b>487</b>	<b>314</b>	<b>173</b>	<b>2.0</b>	<b>14.0</b>	<b>6</b>	<b>8</b>	<b>17</b>	<b>228</b>	<b>83t</b>	<b>1</b>	<b>47</b>	<b>7</b>	<b>4</b>	<b>20</b>	<b>44</b>

REGULAR SEASON			KICKOFF RETURNS					PUNT RETURNS				
Year	Team	No	Yds	Avg	Lg	TD	No	FC	Yds	Avg	Lg	TD
2007	Tennessee	18	422	23.4	48	0	0	0	0	0.0	0	0
2008	Tennessee	2	32	16.0	28	0	0	0	0	0.0	0	0
2009	Tennessee	6	143	23.8	31	0	0	0	0	0.0	0	0
2010	Tennessee	0	0	0.0	0	0	0	0	0	0.0	0	0
2011	Tennessee	0	0	0.0	0	0	0	0	0	0.0	0	0
<b>NFL Totals</b>		<b>26</b>	<b>597</b>	<b>23.0</b>	<b>48</b>	<b>0</b>	<b>0</b>	<b>0</b>	<b>0</b>	<b>0.0</b>	<b>0</b>	<b>0</b>

PLAYOFFS				TACKLES							INTERCEPTIONS					FUMBLES			
Year	Team	GP	GS	Tot	Solo	Asst	Sk	Yds	QBP	TFL	No	Yds	Lg	TD	PD	FF	FR	Yds	SpT
2007	Tennessee	1	1	7	6	1	0.0	0.0	0	0	0	0	0	0	1	0	0	0	0
2008	Tennessee	1	1	4	4	0	0.0	0.0	0	0	0	0	0	0	0	0	0	0	0
<b>Playoff Totals</b>		<b>2</b>	<b>2</b>	<b>11</b>	<b>10</b>	<b>1</b>	<b>0.0</b>	<b>0.0</b>	<b>0</b>	<b>0</b>	<b>0</b>	<b>0</b>	<b>0</b>	<b>0</b>	<b>1</b>	<b>0</b>	<b>0</b>	<b>0</b>	<b>0</b>

PLAYOFFS			KICKOFF RETURNS					PUNT RETURNS				
Year	Team	No	Yds	Avg	Lg	TD	No	FC	Yds	Avg	Lg	TD
2007	Tennessee	0	0	0.0	0	0	0	0	0	0.0	0	0
2008	Tennessee	1	25	25.0	25	0	0	0	0	0.0	0	0
<b>Playoff Totals</b>		<b>1</b>	<b>25</b>	<b>25.0</b>	<b>25</b>	<b>0</b>	<b>0</b>	<b>0</b>	<b>0</b>	<b>0.0</b>	<b>0</b>	<b>0</b>

### Single-Game Highs

Tackles - 15 at N.Y. Giants (9/26/10)  
 Sacks - 1.0 (Twice, last at Seattle 1/3/09)  
 Interceptions - 2 (Twice, last vs. Pittsburgh 12/21/08)  
 Interception Long - 83t vs. Pittsburgh (12/21/08)  
 Passes Defensed - 3 (Three times, last vs. Philadelphia 10/24/10)  
 Forced Fumble - 1 (Seven times, last at Buffalo 12/4/11)  
 Fumble Recovery - 1 (Four times, last at Indianapolis 1/2/11)  
 Kickoff Returns - 5 vs. Indianapolis (9/16/07)  
 Kickoff Return Yards - 126 vs. Indianapolis (9/16/07)  
 Kickoff Return Long - 48 at New Orleans (9/24/07)  
 Special Teams Tackles - 6 at Houston (10/21/07)

### Playoff Single-Game Highs

Tackles - 7 at San Diego (1/6/08)  
 Passes Defensed - 1 at San Diego (1/6/08)

### Additional Statistics

Touchdowns - 1 (83-yard interception return vs. Pittsburgh 12/21/08)

23



## JAMIE HARPER

RUNNING BACK • 5'11" • 235 lbs • COLLEGE: CLEMSON  
 ACQUIRED: 4TH ROUND - 2011 • NFL EXP. (NFL/TITANS): 2/2  
 HOMETOWN: JACKSONVILLE, FLA.  
 GAMES PLAYED/GAMES STARTED: 13/0 (PLAYOFFS: 0/0)



**PRO:** Jamie Harper is 235-pound running back that carries the ball with power, but also possesses surprising quickness for a player his size. The 2011 fourth-round pick saw action as a reserve in 13 games as a rookie and carried the ball 17 times for 44 yards and a touchdown. Harper was an effective receiver out of the backfield in college and excelled in the screen game. He caught four passes for 32 yards with the Titans in 2011. In his second season, he will compete for playing time on special teams and will serve as a complementary runner to All-Pro Chris Johnson.

### CAREER HIGHLIGHTS:

- As a rookie in 2011, Harper played in 13 games as a reserve and rushed the ball 17 times for 44 yards with a touchdown. He scored his first career touchdown on a one-yard plunge against Jacksonville (12/24/11).

### TITANS TIDBITS:

- Harper went back to school at Clemson during the 2012 offseason as he works toward his degree in Communications. He has just eight hours of classes remaining before graduation.
- Harper has started a foundation called Forever 17 that aims to help underprivileged youth. The foundation is named after Harper's roommate at Clemson, Stanley Hunter, who was diagnosed with Epilepsy and is unable to play football anymore. Hunter wore the number 17.
- Harper lists his father James, who works for a towing company in Jacksonville, as one of the most inspirational people in his life. James raised Jamie and his three brothers after their mother Dietria passed away from lung cancer when Jamie was just nine years old.
- Before entering the NFL, Harper had never owned a vehicle before. While in college, if he couldn't catch a ride somewhere, he'd get up and walk.

### CAREER TRANSACTIONS:

- The Jacksonville, Fla., native was selected by the Titans with their second pick in the fourth round (130th overall) the 2011 NFL Draft.

### SEASON RECAPS:

- 2011 (13/0):** As a rookie, saw action in 13 games as a reserve running back and carried the ball 17 times for 44 yards with a touchdown. Caught four passes for 32 yards. Did not play against Baltimore (9/18) and at Buffalo (12/4). Was inactive against Tampa Bay (11/27).
- At Jacksonville (9/11), saw action as a reserve in his first career NFL contest and carried the ball three times for 10 yards. Converted a third-and-seven in the first quarter by hauling in his first career reception for 21 yards.
  - At Cleveland (10/2), saw limited action at running back and picked up a first down with a two-yard run on a third-and-one rush in the second quarter.
  - Against Houston (10/23), played as a reserve on special teams and as a running back late in the fourth quarter. Carried the ball twice for four yards. Recovered a Marc Mariani fumble on the opening kickoff of the second half.
  - At Indianapolis (12/18), played as a reserve at running back and carried the ball twice for three yards and snared one reception for two yards.
  - Against Jacksonville (12/24), saw action as a reserve at running back and carried the ball four times for six yards and caught one pass for five yards. Gave the Titans a 17-7 lead with his first career touchdown, a one-yard plunge, with 12:03 left to play in the second quarter.
  - At Houston (1/1), played as a reserve at running back and carried the ball four times for 19 yards and caught one pass for four yards.

### COLLEGE:

- During his three-year career at Clemson, Harper posted 1,311 rushing yards on 311 carries with 12 touchdowns and hauled in 50 catches for 398 yards and three touchdowns in 835 snaps over 39 games with 10 starts. Scored 90 points and generated 1,782 all-purpose yards on 368 chances, an average of 45.7 yards per game. Caught nine passes against Florida State in 2010, setting a school game-record for running backs. Decided to forego his senior season and enter the NFL draft in January 2011.
- As a junior (2010), collected a team-high 760 yards on 197 carries with seven touchdowns and notched a career-best 35 catches for 328 yards with three touchdowns in 518 snaps over 13 games with seven starts. Ninth in the ACC in rushing yards per game (58.5), while registering three 100-yard rushing games. Had 10 total touchdowns, second-most on the team and led the team in yards from scrimmage (1,058). Finished second on the team in receptions and had at least one catch in every game, the only Tiger to do so. Played in tandem with Andre Ellington at running back for the first eight games of the season before carrying most of the load for the last four games with Ellington's injury. In the last four games, he averaged 94.3 rushing yards per game.
- As a sophomore (2009), played in all 14 games, starting the Middle Tennessee and South Carolina contests. Ranked third on the squad with 80 carries for 418 yards (5.2 avg.) and four touchdowns. Made 11 catches for 49 yards (4.5 avg.) and recorded one solo tackle. Scored 24 points and had two kickoff returns for 27 yards (13.5 avg). Finished with 494 all-purpose yards, an average of 35.3 yards per game. Co-winner of the 12th Man Award on offense along with fellow running back Andre Ellington, as voted on by the Tiger coaching staff.
- As a freshman (2008), played in 12 games, starting against Alabama, and finished with 133 yards and a touchdown on 34 attempts (3.9 avg.), adding 21 yards on four catches (5.3 avg.).
- Majored in communication studies at Clemson.

### PERSONAL:

- Splits time between Nashville and Jacksonville, Fla.
- Attended Trinity Christian Academy (Jacksonville, Fla.) and rushed for 1,437 yards and 19 touchdowns as a senior. Was ranked #1 running back in the state by FloridaFB.com.
- Rated as the No. 12 prospect in the nation by ESPN.com, No. 3 running back in the nation by ESPN.com, No. 5 running back and No. 35 prospect in the nation by Scout.com and No. 119 prospect in the nation by Rivals.com.
- Totaled 1,200 rushing yards and 17 touchdowns along with four receiving touchdowns as a junior.
- Played in the ESPN/Under Armour All-American game and scored the winning touchdown on a pass with less than three minutes left in the game.
- Was a standout basketball player and track athlete, winning the state title in the 4x100m and finishing eighth in the 200m.
- Graduated high school with a 3.6 grade point average.
- Has three brothers: Chris Scott (27), Rodrick Hall (25), Toney Harper (20).
- Hobbies include bowling, shooting pool and playing cards.
- Follow Harper on Twitter at @Newbreed23.
- List of favorites: (TV show) "Spartacus"; (movie) "Bad Boys II"; (music artist) Field Mob; (school subject) math; (actor) Jamie Foxx; (car) "I've never had one, but I guess I'd say a Mercedes"; (book) inspirational and spiritual books such as Tony Dungy's "Quiet Strength"; (childhood sports hero) Emmitt Smith; (sports team) Texas Rangers and Orlando Magic; (video game) Call of Duty; and (food) seafood, especially Joe's Crab Shack.
- Born James William Harper III on Sept. 11, 1989 in Waco, Texas.

## JAMIE HARPER'S GAME-BY-GAME

2011 Tennessee Titans			RUSHING							RECEIVING																	
Date	Opp	W/L	P/S	Att	Yds	Avg	Lg	TD	No	Yds	Avg	Lg	TD														
Sept 11	@ Jax	L	p	3	10	3.3	6	0	1	21	21.0	21	0	Nov 13	@ Car	W	p	0	0	-	0	0	0	0	0	0	
Sept 18	Balt	W	DNP											Nov 20	@ Atl	L	p	0	0	-	0	0	0	0	0	0	
Sept 25	Den	W	p	0	0	-	0	0	0	0	-	0	0	Nov 27	TB	W	IA										
Oct 2	@ Cle	W	p	1	2	2.0	2	0	0	0	-	0	0	Dec 4	@ Buf	W	DNP										
Oct 9	@ Pit	L	p	0	0	-	0	0	0	0	-	0	0	Dec 11	NO	L	p	0	0	-	0	0	0	0	0	0	0
Oct 23	Hou	L	p	2	4	2.0	3	0	0	0	-	0	0	Dec 18	@ Ind	L	p	2	3	1.5	2	0	1	2	2.0	2	0
Oct 30	Ind	W	p	1	0	0.0	0	0	0	0	-	0	0	Dec 24	Jax	W	p	4	6	1.5	8	1	1	5	5.0	5	0
Nov 6	Cin	L	p	0	0	-	0	0	0	0	-	0	0	Jan 1	@ Hou	W	p	4	19	4.8	12	0	1	4	4.0	4	0
													<b>Totals</b>			<b>9-7</b>	<b>13/0</b>	<b>17</b>	<b>44</b>	<b>2.6</b>	<b>12</b>	<b>1</b>	<b>4</b>	<b>32</b>	<b>8.0</b>	<b>21</b>	<b>0</b>

## JAMIE HARPER'S NFL STATISTICS

REGULAR SEASON		RUSHING							RECEIVING				
Year	Team	GP	GS	Att	Yds	Avg	Lg	TD	No	Yds	Avg	Lg	TD
2011	Tennessee	13	0	17	44	2.6	12	1	4	32	8.0	21	0
<b>NFL Totals</b>		<b>13</b>	<b>0</b>	<b>17</b>	<b>44</b>	<b>2.6</b>	<b>12</b>	<b>1</b>	<b>4</b>	<b>32</b>	<b>8.0</b>	<b>21</b>	<b>0</b>

### Single-Game Highs

Rushing Attempts - 4 vs. Jacksonville (12/24/11)

Rushing Yards - 19 at Houston (1/1/12)

Long Rush - 12 at Houston (1/1/12)

Rushing Touchdowns - 1 vs. Jacksonville (12/24/11)

Receptions - 1 (Four times, last at Houston 1/1/12)

Receiving Yards - 21 at Jacksonville (9/11/11)

Long Reception - 21 at Jacksonville (9/11/11)

Receiving Touchdowns -

64



## LEROY HARRIS

GUARD/CENTER • 6'3" • 303 lbs • COLLEGE: N.C. STATE  
 ACQUIRED: 4TH ROUND - 2007 • NFL EXP. (NFL/TITANS): 6/6  
 HOMETOWN: RALEIGH, N.C.  
 GAMES PLAYED/GAMES STARTED: 67/34 (PLAYOFFS: 2/1)



**PRO:** After playing as a reserve for the first three seasons of his career (2007-09), Leroy Harris became a mainstay in the Titans lineup in 2010, taking over at left guard. The youngest of the team's starting offensive linemen, Harris is versatile player capable of playing at any one of the three interior offensive line positions. With the addition of veteran Steve Hutchinson at left guard in 2012, Harris takes over on the right side in his sixth NFL campaign. An easy-going nature off the field belies the gridiron toughness of the former fourth-round draft choice from N.C. State.

### CAREER HIGHLIGHTS:

- In 2011, Harris started all 16 games for the first time in his career and was part of a unit that allowed just 24 sacks, which tied for the second-lowest total in the NFL.
- In 2010, Harris was inserted into the lineup as the full-time left guard and started 15 games.
- On Nov. 8, 2009, Harris was thrust into the starting lineup at right tackle after David Stewart suffered a hamstring injury during the Thursday practice leading up to the game. Despite never playing the position in a game prior to the start, Harris helped the Titans gain 152 rushing yards in the 34-27 victory at San Francisco and gained praise from teammates and coaches for his effort.
- Harris received his first career starts at the conclusion of the 2008 season, filling in for injured center Kevin Mawae in the regular season finale and Divisional playoff game.

### TITANS TIDBITS:

- Harris, who is married with two sons and a daughter, knows first-hand the impact a strong and committed family can have. His mother, Dorothy, passed away when he was only three years old as a result of a tragic surgical accident. She left behind Leroy; his sister, Neice; and their father, Leroy Sr. To help care for the children, Neice was sent to live with aunts in New Bern, N.C., where Leroy would visit most weekends. While Leroy Sr. worked 60-hour weeks at a soy bean plant, Leroy Jr. spent most of his time at his grandparents house in Raleigh, where another set of aunts, Carol McDougal and Margaret Harris, also lived and became mother figures in his life. They all helped care for his grandmother, who was an amputee. When Leroy Jr. was 12 years old, his father remarried to Shelvatine, whose son, Lamont, quickly formed a brotherly bond with Leroy Jr. It was then that Leroy Jr. began getting heavily involved in sports and laid the foundation for his NFL career.
- In addition to being a top recruit in football as a high school student, Harris also was among the elite wrestlers in North Carolina. He won the North Carolina 4A State Title in the 275-pound weight class as a senior. While redshirting in his first season on the football team at N.C. State, he wrestled for the Wolfpack and placed third in the ACC among heavyweights.
- To complete his degree in sports management at N.C. State, Harris interned at the Wolfpack Club, a fundraising organization for the school's athletic department. There he received training on the front lines of ticketing, parking, membership drives and other efforts of the organization. He received his degree with a minor in business in December 2006.

### CAREER TRANSACTIONS:

- The Raleigh, N.C., native was selected by the Titans in the fourth round (108th overall) of the 2007 NFL Draft.

### SEASON RECAPS:

**2011 (16/16):** Started all 16 games at left guard and was a part of a unit

that allowed just 24 sacks, which tied for the second-lowest total in the NFL.

- Against Baltimore (9/18), was a member of an offensive front that did not allow a sack on 42 pass attempts.
- Against Denver (9/25), was a part of an offensive front that provided time for Matt Hasselbeck to amass 311 passing yards.
- At Cleveland (10/2), was a member of an offensive line that did not allow a sack. Helped open holes for Chris Johnson to amass 101 rushing yards on 23 carries. Exited the game in the third quarter with an injury and did not return.
- At Carolina (11/13), started at left guard and was a member of an offensive line that opened holes for Titans' ball carriers to gain 172 yards on the ground.
- Against Tampa Bay (11/27), started at left guard and was a member of an offensive front that opened holes for Titans' ball carriers to gain 202 yards on the ground, including 190 rush yards by Chris Johnson.
- At Buffalo (12/4), started at left guard and helped block for Titans' rushers gain 187 yards on 31 carries (6.0 avg.).
- Against Jacksonville (12/24), started at left guard and provided protection for Matt Hasselbeck to register 350 passing yards.

**2010 (15/15):** Started 15 games at left guard and was a member of an offensive front that opened holes for Titans' ball carriers to gain 1,727 rushing yards in 2010.

- Against Oakland (9/12), was a member of an offensive front that opened holes for Titans' rushers to gain 205 yards on the ground.
- At Dallas (10/10), was inactive with an ankle injury.
- At Jacksonville (10/18), was a part of an offensive front that did not allow a sack and opened holes for Titans' ball carriers to gain 153 rushing yards.
- At San Diego (10/31), was a part of an offensive line that did not allow a sack on 36 pass attempts.
- Against Washington (11/21), was a part of an offensive line that blocked for Titans' rushers to gain 151 yards on 25 carries.
- Against Indianapolis (12/9), was a part of an offensive front that did not allow a sack on 39 pass attempts and opened holes for Titans' ball carriers to gain 121 yards on the ground.
- At Indianapolis (1/2), was a member of an offensive front that allowed just one sack on 39 pass attempts, while Kerry Collins amassed 300 yards passing.

**2009 (15/2):** Appeared in 15 games with two starts. Also saw extensive action on special teams.

- Against Houston (9/20), played on the offensive line in short-yardage situations.
- At N.Y. Jets (9/27), made his first start of the season, filling in for Eugene Amano at left guard.
- At San Francisco (11/8), made his first career start at right tackle and was a member of an offensive front that blocked for Titans' rushers to gain 152 yards on the ground in a 34-27 victory.

**2008 (16/1, 1/1):** Played in every game, primarily as a special teams contributor. Started one game in regular season (12/28 at Indianapolis) and one game in postseason (1/10 vs. Baltimore).

- Contributed at center in second half of games at Cincinnati (9/14), at Kansas City (10/19), at Detroit (11/27) and against Pittsburgh (12/21).
- At Indianapolis (12/28), made first career NFL start at center for an injured Kevin Mawae.
- Against Baltimore (1/10), started at center and helped Titans offense amass 391 total yards in Divisional Playoff game.

**2007 (5/0, 1/0):** In rookie season, played in five regular season games and one postseason game. Inactive in remaining 11 contests. Saw game action exclusively on special teams.

- At Denver (11/19), played in first career NFL contest as reserve on field goal protection and kickoff return units.

#### COLLEGE:

- Played in 43 games at N.C. State with 42 career starts. Started a total of 26 games at center, 15 at left guard and one at right guard.
- As a senior (2006), named first-team ACSMA/AP All-ACC and won inaugural Sonitrol Offensive Lineman of the Year Award. Served season as offensive team captain. Started eight games at center, one game at right guard and one game at left guard. Did not allow sack during season as member of line that allowed only 19 total sacks.
- As a junior (2005), named first-team All-ACC by *The Sporting News* and named team's Most Valuable Offensive Lineman after starting all 12 contests (11 at center, one at left guard).
- Earned honorable mention All-ACC honors as freshman and sophomore and named Freshman All-American by *The Sporting News* and Football Writers Association.
- Redshirted in 2002.
- Received degree in sports management with minor in business in December 2006.

#### PERSONAL:

- Married to Christina, couple splits time between Brentwood, Tenn., and Raleigh, N.C., with their sons, Leroy III and Christian, and daughter, Lauren.
- Was three-time All-Conference performer as two-way lineman at Southeast Raleigh (N.C.) High School. Rated by Rivals.com as best defensive tackle prospect in state after posting 56 tackles as senior.
- Wrestled for four years, posting 23-1 mark and winning 2002 4A North Carolina State Title in 275-pound class as senior.
- Also threw shot put and discus for track and field team for two years.
- Has his own website, leroyharris64.com.
- Hosts an annual two-day youth football camp at his former high school in Raleigh.
- List of favorites: (movie) "The Green Mile"; (TV shows) "24," "Hell's Kitchen" and any show on the USA Network; (actor) Denzel Washington; (sports heroes) Bruce Smith and Frank Thomas; (school subjects) math and business; (vacation getaway) Caribbean cruise; (video game) playing Xbox games with his son; and (food) steak, pork chops, baked potatoes and Caesar salad.
- Born Leroy Harris Jr. on June 6, 1984 in Raleigh, N.C.

## LEROY HARRIS' NFL STATISTICS

### REGULAR SEASON

Year	Team	GP	GS
2007	Tennessee	5	0
2008	Tennessee	16	1
2009	Tennessee	15	2
2010	Tennessee	15	15
2011	Tennessee	16	16
<b>NFL Totals</b>		<b>67</b>	<b>34</b>

### PLAYOFFS

Year	Team	GP	GS
2007	Tennessee	1	0
2008	Tennessee	1	1
<b>Playoff Totals</b>		<b>2</b>	<b>1</b>

### Starts Breakdown

2008 - C 1 (2008 Playoffs - C 1); 2009 - LG 1, RT 1; 2010 - LG 15; 2011 - LG 16

### Additional Statistics

Tackles - 1 (2010)

8



## MATT HASSELBECK

QUARTERBACK • 6'4" • 225 lbs • COLLEGE: BOSTON COLLEGE  
 ACQUIRED: UFA - 2011 (SEA) • NFL EXP. (NFL/TITANS): 14/2  
 HOMETOWN: NORFOLK, MASS.  
 GAMES PLAYED/GAMES STARTED: 186/147 (PLAYOFFS: 11/11)



### PRO BOWLS



2003



2005



2007

**PRO:** Matt Hasselbeck is a savvy signal caller who has led his team to the playoffs six times during his NFL career, including a trip to Super Bowl XL with the Seattle Seahawks in 2005. Entering his 14th season in 2012, Hasselbeck provides the Titans with veteran leadership on the field and in the locker room, while continuing to serve as a mentor to 2011 first-round pick Jake Locker. Hasselbeck has been named to three Pro Bowls during his career and has passed for more than 3,000 yards in eight NFL seasons. In his first season in Tennessee, he passed for 3,571 yards, accounting for the highest total in franchise history by anyone other than Warren Moon.

### CAREER HIGHLIGHTS:

- Hasselbeck is a three-time Pro Bowler, receiving the honor following the 2003, 2005 and 2007 seasons.
- Entering the 2012 season, Hasselbeck has 22 career 300-yard passing performances in the regular season and two more in the postseason.
- In 2011, Hasselbeck produced one of the best seasons of his career. His 3,571 yards made up the fourth-highest total in team history, as did his attempts (518), while his completions (319) ranked third for the franchise. His 18 touchdown passes were the most since 2004 (Billy Volek), and with 28 completions of 25 yards or more, Hasselbeck had the highest big-play total since Steve McNair in 2001 (32).
- In 2010, Hasselbeck started both postseason games to become Seahawks' all time leader in postseason games played and started. He set a franchise postseason single-game record with four touchdown passes against New Orleans (1/8) in a Wild Card victory.
- In 2009, Hasselbeck became Seahawks' all-time franchise leader in career completions surpassing Dave Krieg (2,096). He also set a single-game record completing 39 passes, including 15 consecutive, tied for second-most in club history. During the 2009 season, he also surpassed Krieg's club record for most career pass attempts. Hasselbeck also eclipsed Krieg's franchise record (26,132) for career passing yards.
- In 2007, Hasselbeck set career-highs for attempts (562), completions (352), passing yards (3,966) and touchdown passes (28).
- In 2005, Hasselbeck led the Seahawks to the Super Bowl for the first time in franchise history. He led the NFC and set a career-best with a 98.2 passer rating and was named the starter for the NFC Pro Bowl squad.
- In 2003, Hasselbeck earned his first ever trip to the Pro Bowl after leading the Seahawks to their first-ever undefeated home record. He tied his own record for most 300-yard games in a season (4).
- Hasselbeck's first NFL touchdown pass came on a fake field goal attempt at Minnesota (12/20/99) with a nine-yard toss to Jeff Thomason.

### TITANS TIDBITS:

- The Hasselbeck family has a rich tradition in pro football. Matt's father Don, played tight end in the NFL for nine seasons with the Patriots (1977-83), Raiders (1983), Vikings (1984), and Giants (1985). His younger brother, Tim, was a starting quarterback for Boston College and played for the Philadelphia Eagles (2002), Washington Redskins (2003-2004), N.Y. Giants (2005-2006) and Arizona Cardinals (2007). His youngest brother, Nathanael, also attended Boston College and played defensive back.
- Hasselbeck is the brother-in-law of television personality (The View and Survivor) Elisabeth Hasselbeck, who is married to his brother Tim.
- He and his wife, Sarah, co-chaired Medical Teams International's Field of Dreams auction for three years and have been dedicated supporters of MTI for the past six years. The organization's mission is to serve people all over the world stricken by disaster, conflict and poverty. MTI ([www.medicalteams.org](http://www.medicalteams.org) and on Twitter at @medteams) also has the largest

mobile dental fleet that provides dental care to those unable to afford dental care.

- The Hasselbecks are supporters of charity: water, whose mission is to provide clean and safe drinking water to people in developing nations ([www.charitywater.org](http://www.charitywater.org) and on twitter at @charitywater). They are part of the organization's membership group called The Well, which allows charity: water to direct 100% of public donations to fund water projects.
- Along with his wife, Hasselbeck is co-chairing the International Justice Mission Nashville Benefit dinner in September 2012. International Justice Mission (on Twitter at @IJMHQ) is a human rights organization that brings rescue to victims of slavery, sexual exploitation and other forms of violent oppression.

### CAREER TRANSACTIONS:

- The Westwood, Mass., native was originally selected by the Green Bay Packers in the sixth round (187th overall) of the 1998 NFL Draft.
- Released by the Packers on Sept. 3, 1998 and signed to the team's practice squad two days later.
- Re-signed by the Packers on March 16, 2000.
- Traded by the Packers to the Seattle Seahawks on March 2, 2001. The Seahawks received Hasselbeck and the Packers' 2001 first-round pick (17th overall) in exchange for Seattle's 2001 first-round pick (10th overall) and a 2001 third-round choice.
- Signed by the Titans as an unrestricted free agent on July 29, 2011.

### SEASON RECAPS:

- 2011 (16/16 – Tennessee):** Started all 16 games for the fourth time in his career. His 3,571 yards made up the fourth-highest total in team history, as did his attempts (518), while his completions (319) ranked third for the franchise. His 18 touchdowns passes were the most since 2004 (Billy Volek), and with 28 completions of 25 yards or more, he had the highest big-play total since Steve McNair in 2001 (32). Finished fourth in the AFC with a 86.4 passer rating on third down. Surpassed the 3,500-yard passing mark for the third time in his 13-year career and became the only player in franchise history other than Hall of Famer Warren Moon to reach the 3,500-yard barrier. Has posted 300 or more passing yards 24 times in his career, including three times in 2011 (vs. BAL, vs. DEN, vs. JAX). Has 49 career games with a passer rating of 95.0 or greater, including five in 2011 (vs. BAL, vs. DEN, at CLE, vs. IND, at HST) and his teams are 42-7 in those games. During his 13-year career, has connected with 40 different players for touchdowns, including Donnie Avery, Kenny Britt, Jared Cook, Daniel Graham, Lavelle Hawkins, Craig Stevens, Nate Washington and Damian Williams in 2011. Became the 33rd player in NFL history to amass 30,000 yards passing with an 11-yard pass to Nate Washington against Baltimore (9/18/11). Passed for 932 yards in the first three games, the highest total of his career in the first three games of a season. His 621 passing yards were the most by a Titans/Oilers quarterback through a season's first two weeks since Warren Moon's 691 in 1992. Was voted a team captain for the 2011 season by his teammates.
- At Jacksonville (9/11), completed 21 of 34 passes for 263 yards with two touchdowns with an interception. Scrambled out of the pocket and completed a shovel pass to Kenny Britt for an 80-yard touchdown in the third quarter. Pulled the Titans within two points at 16-14 with a two-yard touchdown toss to Britt with 3:34 remaining in the fourth quarter.
  - Against Baltimore (9/18), completed 30 of 42 passes for 358 yards with a touchdown and an interception. Connected with Kenny Britt for a 37-yard completion late in the opening stanza. Extended the Titans' initial scoring drive with a nine-yard pass to Britt on third-and-five in the second quarter.

Found Jared Cook for an acrobatic 33-yard completion down the right sideline in the second quarter. Gave the Titans a 10-7 advantage with a four-yard touchdown toss to Britt with 40 seconds remaining in the first half. Kickstarted a Titans' touchdown drive with a 42-yard bomb to Nate Washington on third-and-eight early in the third quarter. Converted a key third-and-eight with a 28-yard pass to Kenny Britt over the middle in the fourth quarter. Kept the Titans' final scoring drive alive with a 13-yard toss to Quinn Johnson on fourth-and-one.

- Against Denver (9/25), completed 27 of 36 passes for 311 yards with two touchdowns for a 119.1 passer rating. Became the first Titans quarterback to pass for 300 yards in back-to-back games since Billy Volek in 2004. Extended the Titans' first scoring drive with a 34-yard pass to Chris Johnson along the sideline on third-and-five in the second quarter. Tied the score at 7-7 with a 14-yard touchdown connection to Nate Washington with 11:37 left to play in the second quarter. Found Craig Stevens over the middle for a 58-yard reception down to the Denver 25-yard line during the game-winning drive. Gave the Titans a 17-14 lead with a four-yard touchdown toss to Daniel Graham with 4:24 remaining in the fourth quarter.
- At Cleveland (10/2), started at quarterback and connected on 10 of 20 passes for 220 yards with three touchdowns for a 108.3 passer rating. Kept the Titans' initial touchdown drive alive with a 18-yard pass to Lavelle Hawkins on third-and-five in the first quarter. Gave the Titans a 7-3 lead with a 12-yard touchdown toss to Craig Stevens with 3:25 remaining in the first quarter. Extended the Titans lead to 14-6 with an 80-yard touchdown pass to Jared Cook with 13:59 left to play in the second quarter. Set up the Titans' second touchdown with a 57-yard pass to Nate Washington late in the second quarter. Connected with Damian Williams for a four-yard touchdown pass to give the Titans a 21-6 lead with 33 seconds left to play in the first half.
- At Pittsburgh (10/9), found Damian Williams for a 19-yard touchdown pass on third-and-19 in the fourth quarter.
- Against Houston (10/23), completed a five-yard touchdown toss to Jared Cook on fourth-and-goal in the third quarter.
- Against Indianapolis (10/30), completed 23 of 33 passes for 224 yards with a touchdown for a 98.5 passer rating. Kept the Titans' first scoring drive alive with a 27-yard connection to Damian Williams down the left sideline on third-and-three. Set up the Titans' first touchdown with a 32-yard pass to Jared Cook. Extended the Titans lead to 27-10 with a 14-yard touchdown toss to Nate Washington in the fourth quarter.
- Against Cincinnati (11/6), connected on 24 of 41 passes for 272 yards with two touchdowns. Kept the Titans' first scoring drive alive with a 21-yard pass to Chris Johnson on third-and-one in the opening quarter. Gave the Titans a 10-7 lead with an eight-yard touchdown toss to Damian Williams in the back of the end zone in the second quarter. Extended the Titans lead to 17-7 with a 16-yard touchdown strike to Lavelle Hawkins in the back of the end zone with eight seconds remaining in the second quarter.
- At Carolina (11/13), completed 15 of 27 passes for 219 yards with a touchdown and an interception. Found Damian Williams for a 43-yard catch-and-run touchdown to give the Titans a 14-0 lead with 5:45 remaining in the first quarter. Kickstarted the Titans' scoring drive in the third quarter with a 40-yard connection to Williams down the left sideline. Converted a third-and-six with a 21-yard rush to the Panthers' one-yard line on a naked bootleg.
- At Atlanta (11/20), started at quarterback and completed 13 of 25 passes for 124 yards with an interception before leaving the game late in the third quarter with an injury.
- Against Tampa Bay (11/27), started at quarterback and completed 19 of 34 passes for 160 yards with a touchdown and two interceptions. Extended a Titans' scoring drive with a 20-yard bubble screen to Damian Williams on third-and-17 in the second quarter. Extended a fourth-and-two play and found Williams in the back of the endzone for the game-winning two-yard touchdown pass with 3:01 remaining in the fourth quarter.
- At Buffalo (12/4), started at quarterback and completed 16 of 25 passes for 140 yards.
- Against New Orleans (12/11), started at quarterback and completed five of seven passes for 44 yards. Left the game early in the second quarter with an injury and returned for only one play, a nine-yard pass to Chris Johnson, after Jake Locker was shaken up in the fourth quarter.
- At Indianapolis (12/18), started at quarterback and completed 27 of 40 passes for 223 yards with two interceptions before leaving the game with a little more than six minutes remaining in the fourth quarter.
- Against Jacksonville (12/24), completed 24 of 40 passes for 350 yards with a touchdown and two interceptions. Gave the Titans a 10-0 lead with a 55-yard touchdown pass to Jared Cook over the deep middle with 4:39

left to play in the first stanza. Set up the Titans' second touchdown of the day with a 26-yard pass to Nate Washington down to the Jaguars' one-yard line early in the second quarter. Found a streaking Damian Williams for a 48-yard connection early in the fourth quarter. Helped run out the clock with a 29-yard toss to Jared Cook on third-and-five late in the fourth quarter.

- At Houston (1/1), completed 22 of 35 passes for 297 yards with two touchdowns for a 108.9 passer rating. Gave the Titans a 10-7 lead with a one-yard touchdown pass to Donnie Avery with 3:48 remaining in the second quarter. Helped set up the Titans' field goal just before halftime with a 23-yard pass to Avery down to the Texans' 25-yard line. Connected with a streaking Washington down the right sideline for a 55-yard completion in the third quarter. Gave the Titans a 23-16 lead with a 23-yard touchdown toss to Washington with 4:31 remaining in the game.

**2010 (14/14, 2/2 – Seattle):** Started 14 games and missed two contests, against N.Y. Giants (11/7) with a concussion and against St. Louis (1/2) with a hip injury. Completed 266 of 44 passes for 3,001 yards with 12 touchdowns. Started two postseason games to become Seahawks' all-time leader in postseason games played and started. Posted a 102.4 passer rating in the two postseason contests by completing 48 of 81 passes for 530 yards with seven touchdown passes. Set a Seahawks' postseason single-game record with four touchdown passes against New Orleans (1/8).

- Against San Francisco (9/12), completed 18 of 23 passes for 170 yards with two touchdowns in the victory.
- At Arizona (11/14), notched a 106.6 passer rating by completing 22 of 34 passes for 333 yards with a touchdown toss.
- At New Orleans (11/21), posted a season-high 366 passing yards on 32 of 44 passing with a touchdown.
- In the wild card round against New Orleans (1/8), completed 22 of 35 passes for 272 yards with a team record four touchdowns in the victory.
- In the divisional round at Chicago (1/16), connected on 26 of 46 throws for 258 yards with three touchdown passes.

**2009 (14/14 – Seattle):** Started 14 games and completed 293 of 488 passes for 3,029 yards with 17 touchdowns. Became the Seahawks' franchise leader in career completions surpassing Dave Krieg (2,096) against Detroit (11/8). Also set a single-game record in that game completing 39 passes, including 15 consecutive, tied for second-most in Seahawks history. Also surpassed Krieg's club record for most career pass attempts at Minnesota (11/22). Eclipsed Krieg's franchise record (26,132) for career passing yards at Green Bay (12/27). Missed two games, Chicago (9/27) and Indianapolis (10/4), with fractured ribs suffered at San Francisco (9/20).

- Against Jacksonville (10/11), connected on 18 of 31 passes for 241 yards with four touchdowns for a season-best 125.1 passer rating.
- Against San Francisco (12/6), posted a 107.2 passer rating and two touchdown tosses, while completing 25 of 34 passes for 198 yards.

**2008 (7/7 – Seattle):** Saw action in just seven games and completed 109 of 209 passes for 1,216 yards with five touchdowns and 10 interceptions. Was inactive for nine games with a back injury.

- Against St. Louis (9/21), connected on 12 of 20 passes for 172 yards with a touchdown for a 104.6 passer rating.

**2007 (16/16, 2/2 - Seattle):** Started all 16 games and two postseason contests. Set single-season Seahawks' records for attempts (562), completions (352) and passing yards (3,966). Completed 27 passes at Carolina (12/16/07) on his way to setting the club's single-season record with 319. Set career high with 26th and 27th TD pass versus Baltimore (12/23/07).

- Against Tampa Bay (9/9), connected on 17 of 24 passes for 222 yards with a touchdown toss in the season opener.
- Against Arizona (12/9), registered a season-best 131.6 passer rating by connecting on 22 of 33 passes for 272 yards with four touchdowns.

**2006 (12/12, 2/2 - Seattle):** Started 12 games and completed 210 of 371 passes for 2,442 yards with 18 touchdowns and 15 interceptions. Was inactive for four consecutive games from Week 8 to Week 11 with a knee injury.

- At St. Louis (10/15), connected on 19 of 34 passes for 268 yards with three touchdowns.



• At Arizona (12/10), notched a season-best 133.5 passer rating by completing 20 of 28 passes for 243 yards with three touchdowns.

**2005 (16/16, 3/3 – Seattle):** Started all 16 games for second time of career. Ranked first in the NFC and set a club record for highest single-season passer rating (98.2), while leading the team to the franchise's first Super Bowl. Named the starter for the NFC Pro Bowl squad. His touchdown total led the NFC while completion percentage (65.5) was second. Eclipsed the 3,000-yard mark for the fourth straight year, breaking Jim Zorn's club record (3). Passed for at least one touchdown in career-high 12 consecutive games. Had a December to remember posting the fourth-best passer rating in NFL history (135.5) during the month, tossing 10 touchdowns and one interception with a completion percentage of 76.0. Totaled a 103.0 passer rating in eight road games and did not throw an interception on the road in final seven games (185 attempts) of the season. Set club record for consecutive passes without an interception at 159 (Zorn, 153).

- Against San Francisco (12/11), completed 21 of 25 passes for 226 yards with four touchdowns for a 127.3 passer rating.
- At Tennessee (12/18), posted a 147.7 passer rating by completing 21 of 27 passes for 285 yards with three touchdowns.
- In the divisional playoffs against Carolina (1/22), completed 20 of 28 passes for 219 yards with two touchdowns for a 118.0 passer rating.
- In Super Bowl XL against Pittsburgh (2/5), connected on 26 of 49 passes for 273 yards with a touchdown and an interception.

**2004 (14/14, 1/1 – Seattle):** Started 14 games and connected on 279 of 474 passes for 3,382 yards with 22 touchdowns and 15 interceptions. Joined Dave Krieg as only quarterbacks in club history to pass for 20-or-more touchdowns in consecutive seasons, while joining Jim Zorn as the franchise's only quarterbacks to eclipse 3,000 yards three consecutive seasons. Named NFC Offensive Player of the Month for December after passing for 1,140 yards, completing 94 of 131 attempts (71.6%), 10 touchdowns, and four interceptions, helping Seattle earn their first NFC West title. Broke his own Seahawks postseason record with 341 yards. Was inactive against Miami (11/21) and did not play against Arizona (12/26).

- At San Francisco (11/7), completed 17 of 28 passes for 285 yards with three touchdowns for a 130.8 passer rating.
- Against Dallas (12/6), connected on 28 of 40 passes for 414 yards with three touchdowns.
- In playoff game against St. Louis (1/8), passed for 341 yards completing 27 of 43 attempts, two touchdowns, and an interception. Joined Dan Fouts and Marc Bulger as the only players in NFL history to begin their postseason careers with two 300-plus passing games.

**2003 (16/16, 1/1 – Seattle):** Validated one of the finest seasons by a quarterback in Seahawks history with a trip to the Pro Bowl after leading club to first-ever undefeated home record. Connected on 313 of 513 passes for 3,841 yards with 26 touchdowns and 15 interceptions. Tied own record for most 300-yard games in a season (4), while becoming the team's first quarterback since Rick Mirer in 1993 to start all 16 games.

- At Baltimore (11/23), registered 333 passing yards on 23 of 41 passing with a career-best five touchdown tosses.
- Against Cleveland (11/30), completed 26 of 35 passes for 328 yards with three touchdowns

**2002 (16/10 – Seattle):** Entered the season as the team's second-string quarterback behind Trent Dilfer. Started the season opener at Oakland (9/8) for Dilfer (knee) before taking over the remainder of the season after Dilfer suffered a season-ending Achilles injury at Dallas (10/27). Passed for more than 300 yards four times and surpassed 400 yards twice in 2002, both club records for a single season. Completion percentage (63.7) was tops in the NFC (5th NFL) and 87.8 passer rating was second in the NFC (6th NFL). Led an offense that averaged an NFL-high 476 yards per game over the final six games, which included a franchise-record three 500-yard games.

- At San Diego (12/29), set team marks for completions (36) and yards (449).
- At San Francisco (12/1), attempted a franchise-record 55 passes with 30 completions for 427 yards with three touchdowns.

**2001 (13/12 – Seattle):** In his first season with the Seahawks, appeared in

13 games with 12 starts and completed 176 of 321 passes for 2,023 yards with seven touchdowns and eight interceptions.

- At Cleveland (9/9), made his first career start and completed 20 of 34 passes for 178 yards with two touchdowns and four interceptions.
- Against Miami (10/28), connected on 16 of 28 passes for 230 yards with two touchdowns for a 107.7 passer rating.

**2000 (16/0 – Green Bay):** Saw action in all 16 games primarily as the holder for the extra point and field goal units. Completed 10 of 19 passes for 104 yards with a touchdown. Saw action as a backup quarterback in four contests.

- At Tampa Bay (11/12), completed 9 of 18 passes for 93 yards with a touchdown.

**1999 (16/0 – Green Bay):** Saw action in all 16 games primarily as the holder for the extra point and field goal units. Completed three of 10 passes for 41 yards with a touchdown. Saw action as a backup quarterback in four contests.

- At Minnesota (12/20), registered his first NFL touchdown pass with a nine-yard toss on a fake field goal attempt.

**1998 (0/0 – Green Bay):** Spent his entire rookie campaign on the Packers' practice squad.

#### COLLEGE:

- Was a four-year letterman and two-year starter at Boston College. Finished fifth on the Eagles' career passing list with 4,548 yards, completing 390 of 701 passes with 22 touchdowns and 26 interceptions.
- Played in 37 career games with 21 starts. Completed 188 of 305 passes for 2,239 yards and 11 touchdowns with 10 interceptions as a senior, when he was the co-winner of the "Thomas F. Scanlon Award" as the school's outstanding senior scholar-athlete.
- As a senior, threw for 277 yards in a 22 of 33 performance, that included a school-record 14 consecutive completions, versus Notre Dame. Completed 31 of 46 attempts for a career-high 393 yards and three touchdowns in his final collegiate game in a victory over Army.
- As a junior, connected on 171 of 330 passes for 1,990 yards and nine touchdowns with nine interceptions. Came off the bench to lead the team to a come-from-behind victory over Hawaii in the season opener. Started the next 10 games before separating his right shoulder, causing him to miss the season finale versus Miami (Fla.).
- Served as the Eagles' backup quarterback as a sophomore. Played in 11 games with one start. Completed 27 of 60 passes for 280 yards and two touchdowns, with seven interceptions.
- Saw action in five games as a redshirt freshman.
- Received a B.S. Degree in Marketing and Finance from Boston College.

#### PERSONAL:

- Married to his college sweetheart Sarah and has two daughters, Annabelle and Mallory, and son Henry.
- Was an honorable mention All-American selection by USA Today as a senior at Xaverian Brothers High School in Westwood, Mass. Also garnered All-East honors from Blue Chip Illustrated and All-New England honors from SuperPrep.
- As a two-year starter completed 90 of 120 passes for 1,490 yards and seven touchdowns as a senior. Also ran for 400 yards and three touchdowns en route to capturing conference title and runner-up in Massachusetts' Division 1-A Super Bowl.
- Also earned three letters in basketball and two in baseball.
- Competed in CBS' version of the "NFL Quarterback Challenge" over the 2003 offseason and finished in first place.
- During his time with the Seahawks, he was involved and supported the local Boys and Girls Club, Seattle Children's Hospital, Childbaven KITH Cares, Pro Athletes Outreach, Coaches Time Out, Young Life Northwest, Compassion International, World Vision, Band of Brothers, Rwanda Girls Initiative, Desire Street Ministries and Garth Brooks Teammates for Kids Foundation.
- Hasselbeck's wife, Sarah, was very active with Seahawks Women's Association. She started a program called Funky Young Women, where the player's wives would take out 10-12 teenagers (and each could bring a guest) that were undergoing cancer treatment at Seattle Children's Hospital. She's also a runner and has participated in the Komen Race for

the Cure.

- List of favorites: (movie) "Remember the Titans"; (TV show) "Modern Family"; (actor/actress) Russell Crowe and Queen Latifah; (music artists) Tim McGraw, Mac Powell, Jeremy Camp and Dierks Bentley; (food) Greek, Italian and Mexican; (school subject) history; (car) Infiniti M56S; (authors) Erwin Raphael McManus, Josh McDowell ("More Than a Carpenter") and Laura Hillenbrand ("Unbroken"); (sports heroes) Larry Bird, John Elway, Roger Clemens and Ray Bourque; and (sports teams other than the Titans) Boston Red Sox, Boston Celtics, Nashville Predators, Seattle Sounders and Seattle Storm.

- Follow Hasselbeck on Twitter at @Hasselbeck.

- Born Matthew Michael Hasselbeck on Sept. 25, 1975, in Boulder, Colo.

## MATT HASSELBECK'S GAME-BY-GAME PASSING

### 1998 Green Bay Packers

Date	Opp	W/L	P/S	Att	Cmp	Yds	Pct	TD	Int	Lg	Sk	Rating
Practice Squad												

### 1999 Green Bay Packers

Date	Opp	W/L	P/S	Att	Cmp	Yds	Pct	TD	Int	Lg	Sk	Rating
10/24	@ SD	W	p	3	0	0	0.0	0	0	0	0	39.6
11/1	Sea	L	p	6	2	32	33.3	0	0	19	1/9	52.1
12/20	Min	L	p	1	1	9	100.0	1	0	9	0	143.8
<b>Totals</b>			<b>16/0</b>	<b>10</b>	<b>3</b>	<b>41</b>	<b>30.0</b>	<b>1</b>	<b>0</b>	<b>19</b>	<b>1/9</b>	<b>77.5</b>

### 2000 Green Bay Packers

Date	Opp	W/L	P/S	Att	Cmp	Yds	Pct	TD	Int	Lg	Sk	Rating
9/24	@ Ari	W	p	1	1	11	100.0	0	0	0	0/0	112.5
11/12	@ TB	L	p	18	9	93	50.0	1	0	27t	1/2	83.8
<b>Totals</b>			<b>16/0</b>	<b>19</b>	<b>10</b>	<b>104</b>	<b>52.6</b>	<b>1</b>	<b>0</b>	<b>27t</b>	<b>1/2</b>	<b>86.3</b>

### 2001 Seattle Seahawks

Date	Opp	W/L	P/S	Att	Cmp	Yds	Pct	TD	Int	Lg	Sk	Rating
9/9	@ Cle	W	S	34	20	178	58.8	0	2	34	4/28	48.4
9/23	Phi	L	S	24	9	62	37.5	0	0	19	7/41	45.8
9/30	@ Oak	L	S	28	14	167	50.0	0	1	21	6/32	53.7
10/7	Jax		IA									
10/14	Den	W	p	0	0	0	0.0	0	0	0	0/0	0.0
10/28	Mia	L	S	28	16	230	57.1	2	0	64	4/24	107.7
11/4	@ Was	L	S	12	6	127	50.0	0	2	49	2/17	48.3
11/11	Oak	W	S	23	15	181	65.2	1	0	31	1/3	103.7
11/18	@ Buf	W	S	23	16	134	70.0	1	0	21	0/0	98.8
11/25	@ KC	L	S	26	16	162	61.5	1	0	28t	3/23	92.1
12/2	SD	W	S	35	19	202	54.3	0	0	45	2/10	71.4
12/9	@ Den	L	S	37	17	243	45.9	1	2	39	5/36	54.2
12/16	Dal	W	S	25	13	152	52.0	0	0	27	1/13	70.8
12/23	@ NYG	L	S	26	15	185	57.7	1	1	42	3/24	76.6
12/30	@ SD		IA									
1/6	KC		DNP									
<b>Totals</b>		<b>5-7</b>	<b>13/12</b>	<b>321</b>	<b>176</b>	<b>2,023</b>	<b>54.8</b>	<b>7</b>	<b>8</b>	<b>64</b>	<b>38/251</b>	<b>70.9</b>

### 2002 Seattle Seahawks

Date	Opp	W/L	P/S	Att	Cmp	Yds	Pct	TD	Int	Lg	Sk	Rating
9/8	@ Oak	L	S	32	23	155	71.9	2	0	16	3/12	103.0
9/15	Ari		p	0	0	0	0.0	0	0	0	0/0	0.0
9/22	@ NYG		p	0	0	0	0.0	0	0	0	0/0	0.0
9/29	Min		p	0	0	0	0.0	0	0	0	0/0	0.0
10/14	SF		p	0	0	0	0.0	0	0	0	0/0	0.0
10/20	@ StL	L	p	5	2	23	40.0	0	0	12	0/0	54.6
10/27	@ Dal	W	p	19	12	131	63.2	0	1	34	1/7	61.5
11/3	Was	L	S	44	28	264	63.6	0	0	31	4/24	80.1
11/10	@ Ari	W	S	31	23	260	74.2	1	0	27	1/5	109.6
11/17	Den	L	S	36	22	180	61.1	0	2	22	5/27	50.7
11/24	KC	W	S	36	25	362	69.4	3	0	44	1/8	129.6
12/1	@ SF	L	S	55	30	427	54.5	3	2	39	0/0	82.9
12/8	Phi	L	S	45	24	223	53.3	2	3	20	4/28	54.2
12/15	@ Atl	W	S	31	22	298	71.0	1	0	35	2/0	112.0
12/22	StL	W	S	32	20	303	62.5	1	0	44	2/11	104.0
12/29	@ SD	W	S	53	36	449	68.0	2	2	49	3/21	90.8
<b>Totals</b>		<b>5-5</b>	<b>16/10</b>	<b>419</b>	<b>267</b>	<b>3,075</b>	<b>63.7</b>	<b>15</b>	<b>10</b>	<b>49</b>	<b>26/143</b>	<b>87.8</b>

**MATT HASSELBECK'S GAME-BY-GAME PASSING CONT.****2003 Seattle Seahawks**

Date	Opp	W/L	P/S	Att	Cmp	Yds	Pct	TD	Int	Lg	Sk	Rating
9/7	NO	W	S	23	12	137	52.2	2	0	35t	3/18	99.4
9/14	@ Ari	W	S	19	8	175	42.1	2	0	66t	1/2	110.6
9/21	StL	W	S	39	22	256	56.4	2	1	35	4/36	82.9
10/5	@ GB	L	S	39	23	225	58.9	0	1	24	2/10	64.6
10/12	SF	W	S	27	17	207	63.0	1	1	27	4/21	83.4
10/19	Chi	W	S	27	19	215	70.1	1	1	32	2/4	90.8
10/26	@ Cin	L	S	43	26	344	60.5	3	3	46t	2/6	80.3
11/2	Pit	W	S	31	18	215	58.1	1	0	43	5/24	90.1
11/9	@ Was	L	S	29	19	241	65.5	1	1	37	3/20	88.4
11/16	Det	W	S	28	21	207	75.0	1	0	34t	0/0	107.3
11/23	@ Bal	L	S	41	23	333	56.1	5	0	80t	6/40	122.3
11/30	Cle	W	S	35	26	328	74.3	3	1	32	2/14	119.7
12/7	@ Min	L	S	34	17	218	50.0	0	2	29	3/16	46.0
12/14	@ StL	L	S	37	21	246	56.8	1	1	27	2/15	74.8
12/21	Ari	W	S	24	17	179	70.8	1	1	28	2/10	88.7
12/27	@ SF	W	S	37	24	315	64.9	2	2	31t	1/10	87.1
<b>Totals</b>		<b>10-6</b>	<b>16/16</b>	<b>513</b>	<b>313</b>	<b>3,841</b>	<b>61.0</b>	<b>26</b>	<b>15</b>	<b>80t</b>	<b>42/246</b>	<b>88.8</b>
<b>PLAYOFFS</b>												
1/4	@ GB	L	S	45	25	305	55.6	0	1	34	2/14	67.4
<b>Totals</b>		<b>0-1</b>	<b>1/1</b>	<b>45</b>	<b>25</b>	<b>305</b>	<b>55.6</b>	<b>0</b>	<b>1</b>	<b>34</b>	<b>2/14</b>	<b>67.4</b>

**2004 Seattle Seahawks**

Date	Opp	W/L	P/S	Att	Cmp	Yds	Pct	TD	Int	Lg	Sk	Rating
9/12	@ NO	W	S	29	19	246	65.5	1	1	38	0/0	89.2
9/19	@ TB	W	S	26	12	147	46.2	1	1	27t	5/23	60.9
9/26	SF	W	S	30	21	254	70.0	2	0	60	1/6	117.9
10/10	StL	L	S	35	20	216	57.1	2	0	56t	1/12	94.5
10/17	@ NE	L	S	50	27	349	54.0	0	2	37	3/8	59.5
10/24	@ Ari	L	S	41	14	187	34.1	1	4	30	1/7	18.9
10/31	Car	W	S	30	21	201	70.0	1	1	22	1/5	85.6
11/7	@ SF	W	S	28	17	285	60.7	3	0	39t	3/16	130.8
11/14	@ StL	L	S	36	15	172	41.7	0	1	33	0/0	45.1
11/21	Mia		IA									
11/28	Buf	L	S	38	19	185	50.0	1	1	23	2/10	61.8
12/6	Dal	L	S	40	28	414	70.0	3	0	35	2/16	128.5
12/12	@ Min	W	S	34	23	334	67.6	3	2	37	3/17	104.3
12/19	@ NYJ	L	S	30	22	201	73.3	2	1	20	4/14	99.4
12/26	Ari		DNP									
1/2	Atl	W	S	27	21	191	77.8	2	1	23	4/21	105.4
<b>Totals</b>		<b>7-7</b>	<b>14/14</b>	<b>474</b>	<b>279</b>	<b>3,382</b>	<b>58.9</b>	<b>22</b>	<b>15</b>	<b>60</b>	<b>30/155</b>	<b>83.1</b>
<b>PLAYOFFS</b>												
1/8	StL	L	S	43	27	341	62.3	2	1	25	3/9	93.3
<b>Totals</b>		<b>0-1</b>	<b>1/1</b>	<b>43</b>	<b>27</b>	<b>341</b>	<b>62.3</b>	<b>2</b>	<b>1</b>	<b>25</b>	<b>3/9</b>	<b>93.3</b>

**2005 Seattle Seahawks**

Date	Opp	W/L	P/S	Att	Cmp	Yds	Pct	TD	Int	Lg	Sk	Rating
9/11	@ Jax	L	S	36	21	246	58.3	2	2	33t	3/21	74.5
9/18	Atl	W	S	31	20	281	64.5	2	0	41	2/16	115.1
9/25	Ari	W	S	31	20	242	64.5	0	0	48	0/0	88.4
10/2	@ Was	L	S	38	26	242	68.4	1	0	26	1/7	94.4
10/9	@ StL	W	S	38	27	316	71.1	2	0	52	4/17	113.5
10/16	Hou	W	S	20	14	168	70.0	1	1	27	3/29	91.2
10/23	Dal	W	S	42	23	224	54.8	1	2	22	1/7	58.0
11/6	@ Ari	W	S	20	13	162	65.0	1	0	46	1/0	105.8
11/13	StL	W	S	29	17	243	58.6	1	2	47	0/0	68.6
11/20	@ SF	W	S	31	19	233	61.3	1	0	28	1/5	95.2
11/27	NYG	W	S	37	21	249	56.8	2	1	38	3/21	84.2
12/5	@ Phi	W	S	15	8	98	53.3	1	0	42	0/0	96.0
12/11	SF	W	S	25	21	226	84.0	4	1	28t	1/6	127.2
12/18	@ Ten	W	S	27	21	285	77.8	3	0	56	1/9	147.7
12/24	Ind	W	S	21	17	168	81.0	2	0	17	2/9	131.7
1/1	@ GB	L	S	8	6	76	75.0	0	0	27	1/7	104.2
<b>Totals</b>		<b>13-3</b>	<b>16/16</b>	<b>449</b>	<b>294</b>	<b>3,459</b>	<b>65.5</b>	<b>24</b>	<b>9</b>	<b>56</b>	<b>24/154</b>	<b>98.2</b>
<b>PLAYOFFS</b>												
1/14	Was	W	S	26	16	215	61.5	1	0	37	0/0	100.6
1/22	Car	W	S	28	20	219	71.4	2	0	28	2/16	118.0
2/5	Pit	L	S	49	26	273	53.0	1	1	35	3/14	67.8
<b>Totals</b>		<b>2-1</b>	<b>3/3</b>	<b>103</b>	<b>62</b>	<b>707</b>	<b>60.2</b>	<b>4</b>	<b>1</b>	<b>37</b>	<b>5/30</b>	<b>89.7</b>

**MATT HASSELBECK'S GAME-BY-GAME PASSING CONT.****2006 Seattle Seahawks**

Date	Opp	W/L	P/S	Att	Cmp	Yds	Pct	TD	Int	Lg	Sk	Rating
9/10	@ Det	W	S	30	25	210	83.3	0	0	36	5/37	95.8
9/17	Ari	W	S	27	12	221	44.4	1	2	49t	3/26	54.7
9/24	NYG	W	S	33	24	227	72.7	5	3	22	0/0	93.1
10/1	@ Chi	L	S	35	16	196	45.7	0	2	31	5/49	39.7
10/15	@ StL	W	S	34	19	268	55.9	3	0	42t	4/29	110.9
10/22	Min	L	S	17	7	127	41.2	1	0	72t	2/15	87.1
10/29	@ KC	IA	IA									
11/6	Oak	IA	IA									
11/12	@ StL	IA	IA									
11/19	@ SF	IA	IA									
11/27	GB	W	S	36	17	157	47.2	3	3	23t	1/10	52.7
12/3	@ Den	W	S	28	16	188	57.1	0	1	33	1/6	59.8
12/10	@ Ari	L	S	28	20	243	71.4	3	0	47	3/15	133.5
12/14	SF	L	S	37	20	220	54.1	1	2	22t	3/10	58.4
12/24	SD	L	S	37	17	189	45.9	0	2	24	6/28	39.1
12/31	@ TB	W	S	29	17	216	58.6	1	0	26	1/4	93.5
<b>Totals</b>		<b>7-5</b>	<b>12/12</b>	<b>371</b>	<b>210</b>	<b>2,442</b>	<b>56.6</b>	<b>18</b>	<b>15</b>	<b>72t</b>	<b>34/229</b>	<b>76.0</b>
<b>PLAYOFFS</b>												
1/6	Dal	W	S	36	18	240	50.0	2	2	37t	0/0	66.9
1/14	@ Chi	L	S	33	18	195	54.5	1	1	24	3/16	69.6
<b>Totals</b>		<b>1-1</b>	<b>2/2</b>	<b>69</b>	<b>36</b>	<b>435</b>	<b>52.2</b>	<b>3</b>	<b>3</b>	<b>37t</b>	<b>3/16</b>	<b>68.2</b>

**2007 Seattle Seahawks**

Date	Opp	W/L	P/S	Att	Cmp	Yds	Pct	TD	Int	Lg	Sk	Rating
9/9	TB	W	S	24	17	222	70.8	1	0	49	2/18	113.5
9/16	@ Ari	L	S	36	22	281	61.1	1	0	37	1/3	94.8
9/23	Cin	W	S	37	24	248	64.9	3	2	42t	2/10	88.6
9/30	@ SF	W	S	31	23	281	74.2	2	1	65	2/3	109.7
10/7	@ Pit	L	S	27	13	116	48.1	0	1	30	2/11	44.7
10/14	NO	L	S	43	26	362	60.5	2	1	29	5/29	93.4
10/21	StL	W	S	35	18	195	51.4	2	1	21	1/6	75.3
11/04	@ Cle	L	S	47	30	318	63.8	2	1	31	0/0	88.8
11/12	SF	W	S	40	27	278	67.5	2	1	46	1/4	93.5
11/18	Chi	W	S	44	30	337	68.2	2	0	59	2/15	106.0
11/25	@ StL	W	S	38	21	249	55.3	1	1	29	5/34	73.2
12/2	@ Phi	W	S	34	19	187	55.9	2	1	43t	2/11	78.9
12/9	Ari	W	S	33	22	272	66.7	4	0	46	1/3	131.6
12/16	@ Car	L	S	41	27	274	65.9	1	0	25	3/36	92.9
12/23	Bal	W	S	27	18	199	66.7	2	2	23	2/10	82.2
12/30	@ Atl	L	S	25	15	147	60.0	1	0	30t	2/11	89.9
<b>Totals</b>		<b>10-6</b>	<b>16/16</b>	<b>562</b>	<b>352</b>	<b>3,966</b>	<b>62.6</b>	<b>28</b>	<b>12</b>	<b>65</b>	<b>33/204</b>	<b>91.4</b>
<b>PLAYOFFS</b>												
1/5	Was	W	S	32	20	229	62.5	1	2	35	1/2	68.4
1/12	@ GB	L	S	33	19	194	57.6	1	0	22	2/22	84.7
<b>Totals</b>		<b>1-1</b>	<b>2/2</b>	<b>65</b>	<b>39</b>	<b>423</b>	<b>60.0</b>	<b>2</b>	<b>2</b>	<b>35</b>	<b>3/24</b>	<b>76.6</b>

**2008 Seattle Seahawks**

Date	Opp	W/L	P/S	Att	Cmp	Yds	Pct	TD	Int	Lg	Sk	Rating
9/7	@ Buf	L	S	41	17	190	41.5	1	1	22	5/23	53.9
9/14	SF	L	S	36	18	189	50.0	0	2	31	1/7	42.5
9/21	StL	W	S	20	12	172	60.0	1	0	34	1/10	104.6
10/5	@ NYG	L	S	21	11	105	52.4	0	1	21	1/3	46.7
10/12	GB		IA									
10/19	@ TB		IA									
10/26	@ SF		IA									
11/2	Phi		IA									
11/9	@ Mia		IA									
11/16	Ari	L	S	29	17	170	58.6	1	3	33	2/17	47.3
11/23	Was	L	S	24	12	103	50.0	2	2	21	2/14	54.7
11/27	@ Dal	L	S	38	22	287	57.9	0	1	33	7/45	70.8
12/7	NE		IA									
12/14	@ StL		IA									
12/21	NYJ		IA									
12/28	@ Ari		IA									
<b>Totals</b>		<b>1-6</b>	<b>7/7</b>	<b>209</b>	<b>109</b>	<b>1,216</b>	<b>52.2</b>	<b>5</b>	<b>10</b>	<b>34</b>	<b>19/119</b>	<b>57.8</b>

### MATT HASSELBECK'S GAME-BY-GAME PASSING CONT.

#### 2009 Seattle Seahawks

Date	Opp	W/L	P/S	Att	Cmp	Yds	Pct	TD	Int	Lg	Sk	Rating
9/13	StL	W	S	36	25	279	69.4	3	2	38	0/0	96.9
9/20	@ SF	L	S	18	10	97	55.6	0	0	21	1/7	70.8
9/27	Chi		IA									
10/4	@ Ind		IA									
10/11	Jax	W	S	31	18	241	60.0	4	0	44t	1/5	125.1
10/18	Ari	L	S	29	10	112	34.5	0	1	25	5/40	32.5
11/1	@ Dal	L	S	39	22	249	56.4	2	0	36	3/20	92.8
11/8	Det	W	S	51	39	329	76.5	1	1	49	1/2	91.1
11/15	@ Ari	L	S	52	26	315	50.0	1	2	53	4/23	59.4
11/22	@ Min	L	S	26	19	231	73.1	0	1	47	1/9	84.0
11/29	@ StL	W	S	25	14	102	56.0	0	0	17	1/7	65.8
12/6	SF	W	S	34	25	198	73.5	2	0	32	5/20	107.2
12/13	@ Hou	L	S	35	24	247	68.6	1	1	42	3/27	86.2
12/20	TB	L	S	46	27	256	58.7	1	4	29t	1/4	45.2
12/27	@ GB	L	S	37	19	198	51.4	1	4	31	3/22	36.6
1/3	Ten	L	S	30	15	175	50.0	1	1	35	3/23	65.3
<b>Totals</b>		<b>5-9</b>	<b>14/14</b>	<b>488</b>	<b>293</b>	<b>3,029</b>	<b>60.0</b>	<b>17</b>	<b>17</b>	<b>53</b>	<b>32/209</b>	<b>75.1</b>

#### 2010 Seattle Seahawks

Date	Opp	W/L	P/S	Att	Cmp	Yds	Pct	TD	Int	Lg	Sk	Rating
9/12	SF	W	S	23	18	170	78.3	2	1	35	1/5	108.3
9/19	@ Den	L	S	35	20	233	57.1	1	3	52	1/3	51.2
9/26	SD	W	S	32	19	220	59.4	1	1	41	3/17	77.6
10/3	@ StL	L	S	36	20	191	55.6	0	1	36	4/26	58.9
10/17	@ Chi	W	S	40	25	242	62.5	1	0	24	0/0	87.7
10/24	Ari	W	S	38	20	192	52.6	1	0	26	5/34	75.8
10/31	@ Oak	L	S	32	13	163	40.6	0	1	35	8/46	43.8
11/7	NYG		IA									
11/14	@ Ari	W	S	34	22	333	64.7	1	0	63t	1/6	106.6
11/21	@ NO	L	S	44	32	366	72.8	1	0	68	0/0	104.9
11/28	KC	L	S	37	20	282	54.1	2	2	87t	2/14	74.4
12/5	Car	W	S	30	17	229	56.7	0	2	36	2/12	53.3
12/12	@ SF	L	S	42	27	285	64.3	2	4	43	1/8	60.2
12/19	Atl	L	S	17	10	71	58.8	0	2	17	1/4	28.9
12/26	@ TB	L	S	4	3	24	75.0	0	0	9	0/0	89.6
1/2	StL		IA									
<b>Totals</b>		<b>6-8</b>	<b>14/14</b>	<b>444</b>	<b>266</b>	<b>3,001</b>	<b>59.9</b>	<b>12</b>	<b>17</b>	<b>87t</b>	<b>29/175</b>	<b>73.2</b>
<b>PLAYOFFS</b>												
1/8	NO	W	S	35	22	272	62.9	4	1	45t	1/6	113.0
1/16	@ Chi	L	S	46	26	258	56.5	3	0	46	2/16	94.3
<b>Totals</b>		<b>2-1</b>	<b>2/2</b>	<b>81</b>	<b>48</b>	<b>530</b>	<b>58.4</b>	<b>7</b>	<b>1</b>	<b>46</b>	<b>3/22</b>	<b>102.4</b>

#### 2011 Tennessee Titans

Date	Opp	W/L	P/S	PASSING										RUSHING					
				Att	Cmp	Pct	Yds	Yds/Att	TD	Int	Lg	Sk	Lst	Rating	Att	Yds	Avg	Lg	TD
Sept 11	@ Jax	L	S	34	21	61.8	263	7.7	2	1	80t	2	14	93.1	1	9	9.0	9	0
Sept 18	Balt	W	S	42	30	71.4	358	8.5	1	1	42	0	0	95.1	0	0	-	0	0
Sept 25	Den	W	S	36	27	75.0	311	8.6	2	0	58	2	16	119.1	2	-2	-1.0	-1	0
Oct 2	@ Cle	W	S	20	10	50.0	220	11.0	3	1	80t	0	0	108.3	1	5	5.0	5	0
Oct 9	@ Pit	L	S	49	29	59.2	262	5.3	1	1	25	3	22	72.0	1	3	3.0	3	0
Oct 23	Hou	L	S	30	14	46.7	104	3.5	1	2	17	1	12	38.8	0	0	-	0	0
Oct 30	Ind	W	S	33	23	69.7	224	6.8	1	0	32	1	9	98.5	1	-1	-1.0	-1	0
Nov 6	Cin	L	S	41	24	58.5	272	6.6	2	0	30	2	22	94.8	2	3	1.5	2	0
Nov 13	@ Car	W	S	27	15	55.6	219	8.1	1	1	43t	1	8	79.1	1	21	21.0	21	0
Nov 20	@ Atl	L	S	25	13	52.0	124	5.0	0	1	20	0	0	49.4	1	17	17.0	17	0
Nov 27	TB	W	S	34	19	55.9	160	4.7	1	2	20	2	10	53.6	2	-2	-1.0	-1	0
Dec 4	@ Buf	W	S	25	16	64.0	140	5.6	0	0	21	1	10	78.8	1	-1	-1.0	-1	0
Dec 11	NO	L	S	7	5	71.4	44	6.3	0	0	14	0	0	87.8	0	0	-	0	0
Dec 18	@ Ind	L	S	40	27	67.5	223	5.6	0	2	27	0	0	60.7	1	-1	-1.0	-1	0
Dec 24	Jax	W	S	40	24	60.0	350	8.8	1	2	55t	1	8	76.0	5	2	0.4	7	0
Jan 1	@ Hou	W	S	35	22	62.9	297	8.5	2	0	55	3	22	108.9	1	-1	-1.0	-1	0
<b>Totals</b>		<b>9-7</b>	<b>16/16</b>	<b>518</b>	<b>319</b>	<b>61.6</b>	<b>3571</b>	<b>6.9</b>	<b>18</b>	<b>14</b>	<b>80t</b>	<b>19</b>	<b>153</b>	<b>82.4</b>	<b>20</b>	<b>52</b>	<b>2.6</b>	<b>21</b>	<b>0</b>

## MATT HASSELBECK'S NFL STATISTICS

REGULAR SEASON				PASSING										RUSHING				
Year	Team	GP/GS	Att	Cmp	Pct	Yds	Yd/Att	TD	INT	Lg	Sk	Yds	Rat	Att	Yds	Avg	Lg	TD
1998	GB																	
PRACTICE SQUAD																		
1999	GB	16/0	10	3	30.0	41	4.1	1	0	19	1	9	77.5	6	15	2.5	13	0
2000	GB	16/0	19	10	52.6	104	5.5	1	0	27t	1	2	86.3	4	-5	-1.3	-1	0
2001	Sea	13/12	321	176	54.8	2,023	6.3	7	8	64	38	251	70.9	40	141	3.5	17	0
2002	Sea	16/10	419	267	63.7	3,075	7.3	15	10	49	26	143	87.8	40	202	5.1	21	1
2003	Sea	16/16	513	313	61.0	3,841	7.5	26	15	80t	42	246	88.8	36	125	3.5	18	2
2004	Sea	14/14	474	279	58.9	3,382	7.1	22	15	60	30	155	83.1	27	90	3.3	19	1
2005	Sea	16/16	449	294	65.5	3,459	7.7	24	9	56	24	154	98.2	36	124	3.4	23	1
2006	Sea	12/12	371	210	56.6	2,442	6.6	18	15	72t	34	229	76.0	18	110	6.1	19	0
2007	Sea	16/16	562	352	62.6	3,966	7.1	28	12	65	33	204	91.4	39	89	2.3	12	0
2008	Sea	7/7	209	109	52.2	1,216	5.8	5	10	34	19	119	57.8	11	69	6.3	15	0
2009	Sea	14/14	488	293	60.0	3,029	6.2	17	17	53	32	209	75.1	26	119	4.6	23	0
2010	Sea	14/14	444	266	59.9	3,001	6.8	12	17	87t	29	175	73.2	23	60	2.6	20t	3
2011	Tenn	16/16	518	319	61.6	3,571	6.9	18	14	80t	19	153	82.4	20	52	2.6	21	0
<b>NFL Totals</b>		<b>186/147</b>	<b>4,797</b>	<b>2,891</b>	<b>60.3</b>	<b>33,150</b>	<b>6.9</b>	<b>194</b>	<b>142</b>	<b>87t</b>	<b>328</b>	<b>2,049</b>	<b>82.2</b>	<b>326</b>	<b>1,191</b>	<b>3.7</b>	<b>23</b>	<b>8</b>

**Career record as starter:** 78-69 (.531): 5-7 (2001), 5-5 (2002), 10-6 (2003), 7-7 (2004), 13-3 (2005), 7-5 (2006), 10-6 (2007), 1-6 (2008), 5-9 (2009), 6-8 (2010), 9-7 (2011)

PLAYOFFS				PASSING										RUSHING				
Year	Team	GP/GS	Att	Cmp	Pct	Yds	Yd/Att	TD	INT	Lg	Sk	Yds	Rat	Att	Yds	Avg	Lg	TD
2003	Sea	1/1	45	25	55.6	305	6.8	0	1	34	2	14	67.4	0	0	0.0	-	0
2004	Sea	1/1	43	27	62.3	341	7.9	2	1	25	3	9	93.3	2	26	13.0	17	0
2005	Sea	3/3	103	62	60.2	707	6.9	4	1	37t	5	30	89.7	15	83	5.5	18	1
2006	Sea	2/2	69	36	52.2	435	6.3	3	3	37t	3	16	68.2	3	11	3.7	8	0
2007	Sea	2/2	65	39	60.0	423	6.5	2	2	35	3	24	76.6	3	0	0.0	1	0
2010	Sea	2/2	81	48	59.3	530	6.5	7	1	46	3	22	102.4	2	-1	-0.5	0	0
<b>Playoff Totals</b>		<b>11/11</b>	<b>406</b>	<b>237</b>	<b>58.4</b>	<b>2,741</b>	<b>6.8</b>	<b>18</b>	<b>9</b>	<b>46</b>	<b>19</b>	<b>115</b>	<b>84.4</b>	<b>25</b>	<b>119</b>	<b>4.8</b>	<b>18</b>	<b>1</b>

**Career postseason record as starter:** 5-6 (.455)

### Single-Game Highs

Attempts - 55 at San Francisco (12/1/02)  
 Completions - 39 vs. Detroit (11/8/09)  
 Yards - 449 at San Diego (12/29/02)  
 Completion Percentage - 84.0% vs. San Francisco (12/11/05)  
 Touchdowns - 5 (Twice, last vs. N.Y. Giants 9/24/06)  
 Interceptions - 4 (Four times, last at San Fran. 12/12/10)  
 Long Pass - 87t vs. Kansas City (11/28/10)  
 Passer Rating - 147.7 at Tennessee (12/18/05)  
 Rushing Attempts - 7 (Twice, last vs. Carolina 10/31/04)  
 Rushing Yards - 62 vs. Philadelphia (12/8/02)  
 Longest Rush - 23 (Twice, last vs. San Francisco 12/6/09)  
 Rushing Touchdowns - 1 (Eight times, last at Tampa Bay 12/26/10)

### Playoff Single-Game Highs

Attempts - 49 vs. Pittsburgh (2/5/06)  
 Completions - 27 vs. St. Louis (1/8/05)  
 Yards - 341 vs. St. Louis (1/8/05)  
 Completion Percentage - 71.4% vs. Carolina (1/22/06)  
 Touchdowns - 4 at New Orleans (1/8/11)  
 Interceptions - 2 (Twice, last vs. Washington 1/5/07)  
 Long Pass - 46 at Chicago (1/16/11)  
 Passer Rating - 118.0 vs. Carolina (1/22/06)  
 Rushing Attempts - 6 (Twice, last vs. Carolina 1/22/06)  
 Rushing Yards - 35 at Pittsburgh (2/5/06)  
 Longest Rush - 18 at Pittsburgh (2/5/06)  
 Rushing Touchdowns - 1 vs. Washington (1/14/06)

35



## CHRIS HAWKINS

CORNERBACK • 6'1" • 184 lbs • COLLEGE: LOUISIANA STATE  
 ACQUIRED: FREE AGENT - 2010 • NFL EXP. (NFL/TITANS): 2/2  
 HOMETOWN: BATON ROUGE, LA.  
 GAMES PLAYED/GAMES STARTED: 9/0 (PLAYOFFS: 0/0)



**PRO:** Chris Hawkins is a speedy cornerback who is coming off his first full season with the Titans in 2011. He originally joined the club's practice squad for the final two weeks of the 2010 season. Hawkins saw action in nine games in 2011 and posted 11 tackles on defense, in addition to eight stops on special teams. Prior to his arrival in Tennessee, Hawkins spent time with the Jacksonville Jaguars and Baltimore Ravens.

### CAREER HIGHLIGHTS:

- In 2011, Hawkins saw action in nine games and tied for third on the team with eight special teams stops. Played extensively in two games at cornerback and posted 11 tackles.

### TITANS TIDBITS:

- For his first two seasons at LSU, Hawkins was a roommate of Carolina Panthers wide receiver Brandon LaFell.

### CAREER TRANSACTIONS:

- The Baton Rouge, La., native was originally signed by the Jacksonville Jaguars as a rookie free agent on April 26, 2010.
- Released by the Jaguars on July 7, 2010.
- Signed by the Baltimore Ravens as a free agent on Aug. 6, 2010 and released by the team on Sept. 4, 2010.
- Signed by the Titans to their practice squad on Dec. 21, 2010.
- Re-signed by the Titans on Jan. 4, 2011.

### SEASON RECAPS:

**2011 (9/0):** Appeared in nine games and posted 11 tackles in his first full season with the Titans. Tied for third on the team with eight special teams tackles. Collected a career-high six tackles vs. New Orleans (12/11/11). Led or tied for team lead in special teams tackles four times in 2011 (vs. CIN, at BUF, vs. NO, at IND). Made his NFL debut against Houston (10/23/11). Was inactive for the first five games of the season, in addition to the games at Carolina (11/13) and at Atlanta (11/20).

- Against Houston (10/23), played his NFL debut and saw time as a reserve on special teams coverage units.
- Against Indianapolis (10/30), posted a tackle on special teams coverage units.
- Against Cincinnati (11/6), saw limited action as a defensive back. Tied for the team lead with two special teams tackles.
- At Buffalo (12/4), played as a reserve at cornerback after Jason McCourty left the game in the first quarter with an injury. Tallied a then career-best five tackles and tied for the team lead with a special teams stop.
- Against New Orleans (12/11), saw significant action as a reserve at nickelback and recorded a career-high six tackles. Led the team with two special teams tackles.
- At Indianapolis (12/18), saw action as a reserve on special teams and tied for the team lead with two special teams tackles. Teamed with Will Witherspoon to stuff Joe Lefeged for a one-yard loss on a punt return in the second quarter.

**2010 (0/0):** Signed by the Titans to their practice squad on Dec. 21, 2010 and spent the final two regular season games with the team.

### COLLEGE:

- Hawkins played in 51 games during his career at Louisiana State, starting 24 times and registering 110 total tackles, 19 pass breakups and five interceptions during his career.
- As a senior (2009), was the starting left cornerback and finished the season with 43 tackles, including 25 solo stops, 1.5 tackles for losses and

two interceptions. Ranked second on team with seven pass breakups.

- As a junior (2008), had a breakout season as the Tigers' starter at right cornerback. Started all 13 games and led the team in interceptions with three, pass breakups with nine and tied for the team lead in forced fumbles with two. Racked up 50 tackles on the year with 0.5 tackles for loss. Picked off two passes – the first interceptions of his career – in the comeback win at Auburn.

- As a sophomore (2007), played as a reserve in 13 games. Was credited with 13 tackles and three passes defended. Also saw action on LSU's punt return and kickoff units.

- As freshman (2006), saw action as a reserve in 12 games and posted four tackles, including three stops in the Tigers' win over Kentucky.

- As a redshirt freshman (2005), did not see action.
- Majored in business administration at Louisiana State.

### PERSONAL:

- Single, splits time between Nashville and Baton Rouge, La.
- Attended Walker (La.) High School and was one of the state's most coveted defensive back prospects, being rated as the nation's No. 22 cornerback by ESPN and No. 9 safety by Rivals.com.
- Was a member of the Baton Rouge Advocate Super Dozen, the New Orleans Times-Picayune's Top 20 Blue-Chip list as well as the Mobile Register Super Southeast 120.
- Saw limited action as a senior due to an ankle injury. Did manage to rack up 1,397 yards and 18 touchdowns as a running back and averaged 6.4 yards per carry. Caught 10 passes for 224 yards and three touchdowns as a wide receiver.
- Had productive junior and sophomore campaigns tallying over 2,400 all-purpose yards.
- Earned letters in track and basketball. Competed in the 100 meters, 200 meters and long jump in track. Was timed at 4.5 seconds in the 40-yard dash.
- Follow Hawkins on Twitter at @C\_Hawk\_.
- Born Christopher Jamal Hawkins on April 12, 1986 in Baton Rouge, La.

## CHRIS HAWKINS' GAME-BY-GAME

### 2011 Tennessee Titans

Date	Opp	W/L	P/S	Tot	Solo	Asst	Sk	- Yds	QBP	TFL	Int	- Yds	-TD	PD	FF	FR	- Yds	SpT	
Sept 11	@ Jax	L	IA																
Sept 18	Balt	W	IA																
Sept 25	Den	W	IA																
Oct 2	@ Cle	W	IA																
Oct 9	@ Pit	L	IA																
Oct 23	Hou	L	p	0	0	0	0.0	0.0	0	0	0	0	0	0	0	0	0	0	0
Oct 30	Ind	W	p	0	0	0	0.0	0.0	0	0	0	0	0	0	0	0	0	0	1
Nov 6	Cin	L	p	0	0	0	0.0	0.0	0	0	0	0	0	0	0	0	0	0	2

Nov 13	@ Car	W	IA																
Nov 20	@ Atl	L	IA																
Nov 27	TB	W	p	0	0	0	0.0	0.0	0	0	0	0	0	0	0	0	0	0	0
Dec 4	@ Buf	W	p	5	4	1	0.0	0.0	0	0	0	0	0	0	0	0	0	0	1
Dec 11	NO	L	p	6	5	1	0.0	0.0	0	0	0	0	0	0	0	0	0	0	2
Dec 18	@ Ind	L	p	0	0	0	0.0	0.0	0	0	0	0	0	0	0	0	0	0	2
Dec 24	Jax	W	p	0	0	0	0.0	0.0	0	0	0	0	0	0	0	0	0	0	0
Jan 1	@ Hou	W	p	0	0	0	0.0	0.0	0	0	0	0	0	0	0	0	0	0	0
<b>Totals</b>				<b>9-7</b>	<b>9/0</b>	<b>11</b>	<b>9</b>	<b>2</b>	<b>0.0</b>	<b>0.0</b>	<b>0</b>	<b>0</b>	<b>0</b>	<b>0</b>	<b>0</b>	<b>0</b>	<b>0</b>	<b>0</b>	<b>8</b>

## CHRIS HAWKINS' NFL STATISTICS

REGULAR SEASON				TACKLES							INTERCEPTIONS					FUMBLES			
Year	Team	GP	GS	Tot	Solo	Asst	Sk	Yds	QBP	TFL	No	Yds	Lg	TD	PD	FF	FR	Yds	SpT
2010	Tennessee	0	0	Practice Squad															
2011	Tennessee	9	0	11	9	2	0.0	0.0	0	0	0	0	0	0	0	0	0	0	8
<b>NFL Totals</b>		<b>9</b>	<b>0</b>	<b>11</b>	<b>9</b>	<b>2</b>	<b>0.0</b>	<b>0.0</b>	<b>0</b>	<b>0</b>	<b>0</b>	<b>0</b>	<b>0</b>	<b>0</b>	<b>0</b>	<b>0</b>	<b>0</b>	<b>0</b>	<b>8</b>


### Single-Game Highs

Tackles - 6 vs. New Orleans (12/11/11)

Special Team Tackles - 2 (Three times, last at Indianapolis (12/18/11))



87



## LAVELLE HAWKINS

WIDE RECEIVER • 5'11" • 194 lbs • COLLEGE: CALIFORNIA  
 ACQUIRED: 4TH ROUND - 2008 • NFL EXP. (NFL/TITANS): 5/5  
 HOMETOWN: STOCKTON, CALIF.  
 GAMES PLAYED/GAMES STARTED: 45/3 (PLAYOFFS: 0/0)



**PRO:** Lavelle Hawkins enters his fifth NFL season with renewed confidence and a multi-year contract extension. He earned both with the best season of his career in 2011, when his 47 receptions ranked fourth on the team. The shifty wideout made the most significant jump of his tenure in Tennessee after posting 19 total receptions in his first three seasons (2008–2010). The 5-foot-11-inch receiver was originally a fourth-round draft pick out of California, where he initially gained his reputation as a dependable, sure-handed receiver who makes difficult catches in critical moments.

### CAREER HIGHLIGHTS:

- In 2011, ranked fourth on the team with a career-best 47 receptions for 470 yards and a touchdown.
- Hawkins scored his first career touchdown on Nov. 6, 2011 against the Cincinnati Bengals, hauling in a 16-yard pass from Matt Hasselbeck.
- In 2009, Hawkins posted a career-best 11 special teams tackles.
- In 2008 pre-draft workouts, he ran the 40-yard dash in 4.49 seconds.

### TITANS TIDBITS:

- Hawkins was raised primarily by his grandmother, Janet Curley, in the Sierra Vista housing projects in Stockton due to the death of his father when he was only 18 months old and his mother "going through some things" during his childhood.
- Hawkins endured a long road to eventually find athletic and academic success at Cal. He worked tirelessly with a tutor in high school to become eligible for NCAA Division I sports and eventually enrolled at Louisiana State University in the summer of 2004. However, after LSU's first game he decided he needed to be closer to home and transferred to City College of San Francisco for one season. He then was offered a scholarship at Cal beginning in 2005, and his dream of playing major college football was fulfilled. As a senior, he earned Cal's Dink Artal award as the player showing academic commitment and improvement, and he is within a few credits of receiving his degree.
- Hawkins hosts an annual youth football camp in his hometown of Stockton.

### CAREER TRANSACTIONS:

- The Stockton, Calif., native was selected by the Titans in the fourth round (126th overall) in the 2008 NFL Draft.

### SEASON RECAPS:

**2011 (16/2):** Appeared in all 16 games with two starts and collected career-highs with 47 catches for 470 yards and a touchdown. Led or tied for the team lead in receptions three times in 2011 (at CLE, vs. CIN, vs. TB). Led the team in receiving yards twice in 2011 (vs. CIN, vs. TB). Grabbed his first career touchdown reception on a 16-yard catch from Matt Hasselbeck against Cincinnati (11/6/11). Posted career-highs with eight receptions and 88 receiving yards at Indianapolis (12/18/11).

- At Cleveland (10/2), tied for the team lead with two receptions for 38 yards. Kept the Titans' initial touchdown drive alive with an 18-yard reception on third-and-five in the first quarter. Extended the Titans' scoring drive in the third quarter with a 20-yard catch-and-run play on third-and-four.
- At Pittsburgh (10/9), tied a then career-high with four receptions for 33 yards.
- Against Cincinnati (11/6), led the team with a then-career-best five receptions and 63 receiving yards with a touchdown catch. Kept the Titans' first touchdown drive alive with a five-yard catch on fourth-and-three in the second quarter. Extended the Titans lead to 17-7 with his first career

touchdown catch, a 16-yard grab in the back of the end zone, with eight seconds remaining in the second quarter.

- At Atlanta (11/20), played as a reserve at wide receiver and hauled in 32-yard pass from Jake Locker down the left sideline during the Titans' scoring drive late in the fourth quarter.
- Against Tampa Bay (11/27), played as a reserve at wide receiver and led the team with five receptions and 51 receiving yards. Kept the Titans' game-winning touchdown drive alive with an 11-yard catch on third-and-three in the fourth quarter.
- Against New Orleans (12/11), played as a reserve at wide receiver and caught three passes for 49 yards. Hauled in a 25-yard reception during the Titans' final drive in the fourth quarter.
- At Indianapolis (12/18), played as a reserve at wide receiver and posted career-highs with eight receptions and 88 receiving yards. Hauled in a 22-yard catch on third-and-one during a Titans' scoring drive just before halftime.
- Against Jacksonville (12/24), made his first start of the season at wide receiver and hauled in two receptions for five yards.

**2010 (6/0):** Appeared in six games as a reserve wide receiver and collected five receptions for 61 yards. He also contributed six special teams tackles and forced one fumble on special teams. Was inactive for 10 contests.

- Against Philadelphia (10/24), led the team with two special teams tackles and forced a Jorrick Calvin fumble on a punt return that was recovered by the Titans' Tim Shaw at the Eagles' 33-yard line late in the fourth quarter.
- At San Diego (10/31), tied a career high with four receptions for a career-best 56 receiving yards. Posted two special teams tackles on coverage units. Kept a Titans' scoring drive alive with an 18-yard reception on third-and-10 in the first quarter. Extended a Titans' touchdown drive with a 24-yard reception on third-and-11 in the second quarter. Helped set up the Titans' second touchdown by drawing a 27-yard pass interference penalty in the second quarter. Grabbed a 10-yard reception on fourth-and-six late in the fourth quarter.

**2009 (10/0):** Caught seven passes for a career-best 110 yards and tied for fourth on the team with 11 special teams tackles. He was inactive for the first six games of the season.

- Against Buffalo (11/15), tied for the team lead with four special teams tackles on coverage units.
- Against Arizona (11/29), snared a career-high four receptions for a career-best 44 yards in the Titans' 20-17 come-from-behind victory. Grabbed a 22-yard reception on a third-and-nine play in the final quarter and extended the Titans' game-winning scoring march with a 13-yard reception on fourth-and-four.
- Against Miami (12/20), kept the Titans' first touchdown drive alive with a career-long 32-yard catch over the middle on third-and-10.

**2008 (13/1, 0/0):** In rookie season, played in 13 games and totaled seven receptions for 68 yards and seven kickoff returns for 130 yards. Inactive for three regular season contests (9/7 vs. Jacksonville, 9/14 at Cincinnati and 9/28 vs. Minnesota) and one postseason game (1/10 vs. Baltimore).

- Against Houston (9/21), played on special teams in NFL debut.
- At Kansas City (10/19), recorded first career NFL reception on three-yard pass from Kerry Collins in first quarter and totaled two receptions for 11 yards in victory.
- Against Indianapolis (10/27), made first career NFL start and snared one reception for 13 yards in victory on Monday Night Football.
- At Chicago (11/9), caught two passes for season-high 26 yards, including

diving 19-yard grab (season long).

- Against N.Y. Jets (11/23), returned seven kickoffs for 130 total yards.

**COLLEGE:**

- In 35 games (10 starts) at Cal, moved into 10th place in school history with 136 career receptions for 1,748 yards and 12 touchdowns. Additionally, he totaled 49 kickoff returns for 1,051 yards and one touchdown.
- As senior (2007), was second-team All-Pac 10 selection and earned team's Dink Artal award as player showing special academic commitment and improvement. Played in all 13 games (two starts) and led Bears with 72 receptions (fourth in Pac 10 with 5.53/game) and 872 receiving yards (third in Pac 10 with 67.1 per game). Finished fourth in conference with 1,854 all-purpose yards, third-best season total in school history.
- As junior (2006), earned honorable mention All-Pac 10 honors after finishing second on team with 46 receptions for 705 yards (15.3 avg.) and five touchdowns.
- As sophomore (2005), played nine games with three starts in first season at California. Finished season with 18 receptions for 171 yards (9.5 avg.) and one touchdown.
- As freshman (2004), enrolled at LSU for summer camp but then transferred after one game to City College of San Francisco. Appeared in seven games at City College and caught 23 passes for 525 yards (22.8 avg) and four touchdowns.
- Majored in social welfare at Cal.

**PERSONAL:**

- Single, splits time between Nashville and Stockton, Calif.
- Named Parade All-American and *Stockton Record's* Area Player of the Year at Edison (Stockton, Calif.) High School, where he gained more than 1,000 yards receiving and 800 yards rushing as a senior. Caught 53 passes for nearly 1,000 yards and 12 touchdowns as junior, adding 75 tackles, four interceptions, three forced fumbles and two sacks at free safety.
- List of favorites: (movies) "300" and "Think Like a Man"; (TV shows) "The Boondocks," "Martin" and "The Jamie Foxx Show"; (actor) Denzel Washington; (music artist) Future and Plies; (school subject) math; (vehicle) a chopper; (video games) Call of Duty 4 and NCAA Football; (sports heroes) John Randle, Anquan Boldin, Steve Smith, Chad Johnson and Terrell Owens; and (food) Mexican food.
- Born Lavelle Lamar Hawkins on July 12, 1986 in Stockton, Calif.

**LAVELLE HAWKINS' GAME-BY-GAME**

2008 Tennessee Titans				RECEIVING					
Date	Opp.	W/L	P/S	No	Yds	Avg	Lg	TD	
Sept 7	Jax	W	IA						
Sept 14	@ Cin	W	IA						
Sept 21	Hou	W	p	0	0	-	0	0	
Sept 28	Min	W	IA						
Oct 5	@ Bal	W	p	0	0	-	0	0	
Oct 19	@ KC	W	p	2	11	5.5	8	0	
Oct 27	Ind	W	S	1	13	13.0	13	0	
Nov 2	GB	W	p	1	4	4.0	4	0	
Nov 9	@ Chi	W	p	2	26	13.0	19	0	
Nov 16	@ Jax	W	p	0	0	-	0	0	
Nov 23	NYJ	L	p	1	14	14.0	14	0	
Nov 27	@ Det	W	p	0	0	-	0	0	
Dec 7	Cle	W	p	0	0	-	0	0	
Dec 14	@ Hou	L	p	0	0	-	0	0	
Dec 21	Pit	W	p	0	0	-	0	0	
Dec 28	@ Ind	L	p	0	0	-	0	0	
<b>Totals</b>		<b>13-3</b>	<b>13/1</b>	<b>7</b>	<b>68</b>	<b>9.7</b>	<b>19</b>	<b>0</b>	

**Playoffs**

Jan 10	Bal	L	IA					
<b>Totals</b>		<b>0-1</b>	<b>0/0</b>	<b>0</b>	<b>0</b>	<b>0</b>	<b>0</b>	<b>0</b>

2009 Tennessee Titans				RECEIVING					
Date	Opp.	W/L	P/S	No	Yds	Avg	Lg	TD	
Sept 10	@ Pit	L	IA						
Sept 20	Hou	L	IA						
Sept 27	@ NYJ	L	IA						
Oct 4	@ Jax	L	IA						
Oct 11	Ind	L	IA						
Oct 18	@ NE	L	IA						
Nov 1	Jax	W	p	0	0	-	0	0	
Nov 8	@ SF	W	p	0	0	-	0	0	
Nov 15	Buf	W	p	0	0	-	0	0	
Nov 23	@ Hou	W	p	0	0	-	0	0	
Nov 29	Ari	W	p	4	44	11.0	22	0	
Dec 6	@ Ind	L	p	2	34	17.0	24	0	
Dec 13	StL	W	p	0	0	-	0	0	
Dec 20	Mia	W	p	1	32	32.0	32	0	
Dec 25	SD	L	p	0	0	-	0	0	
Jan 3	@ Sea	W	p	0	0	-	0	0	
<b>Totals</b>		<b>8-8</b>	<b>10/0</b>	<b>7</b>	<b>110</b>	<b>15.7</b>	<b>32</b>	<b>0</b>	

2010 Tennessee Titans				RECEIVING					
Date	Opp.	W/L	P/S	No	Yds	Avg	Lg	TD	
Sept 12	Oak	W	IA						
Sept 19	Pit	L	IA						
Sept 26	@ NYG	W	IA						
Oct 3	Den	L	IA						
Oct 10	@ Dal	W	p	0	0	-	0	0	
Oct 18	@ Jax	W	p	0	0	-	0	0	
Oct 24	Phi	W	p	1	5	5.0	5	0	
Oct 31	@ SD	L	p	4	56	14.0	24	0	
Nov 14	@ Mia	L	IA						
Nov 21	Was	L	p	0	0	-	0	0	
Nov 28	@ Hou	L	IA						
Dec 5	Jax	L	IA						
Dec 9	Ind	L	IA						
Dec 19	Hou	W	IA						
Dec 26	@ KC	L	IA						
Jan 2	@ Ind	L	p	0	0	-	0	0	
<b>Totals</b>		<b>6-10</b>	<b>6/0</b>	<b>5</b>	<b>61</b>	<b>12.2</b>	<b>24</b>	<b>0</b>	

2011 Tennessee Titans				RECEIVING					
Date	Opp.	W/L	P/S	No	Yds	Avg	Lg	TD	
Sept 11	@ Jax	L	p	0	0	-	0	0	
Sept 18	Balt	W	p	3	22	7.3	8	0	
Sept 25	Den	W	p	2	16	8.0	11	0	
Oct 2	@ Cle	W	p	2	38	19.0	20	0	
Oct 9	@ Pit	L	p	4	33	8.3	16	0	
Oct 23	Hou	L	p	3	24	8.0	12	0	
Oct 30	Ind	W	p	3	18	6.0	7	0	
Nov 6	Cin	L	p	5	63	12.6	30	1	
Nov 13	@ Car	W	p	1	3	3.0	3	0	
Nov 20	@ Atl	L	p	1	32	32.0	32	0	
Nov 27	TB	W	p	5	51	10.2	17	0	
Dec 4	@ Buf	W	p	2	9	4.5	5	0	
Dec 11	NO	L	p	3	49	16.3	25	0	
Dec 18	@ Ind	L	p	8	88	11.0	22	0	
Dec 24	Jax	W	S	2	5	2.5	5	0	
Jan 1	@ Hou	W	S	3	19	6.3	7	0	
<b>Totals</b>		<b>9-7</b>	<b>16/2</b>	<b>47</b>	<b>470</b>	<b>10.0</b>	<b>32</b>	<b>1</b>	

## LAVELLE HAWKINS' NFL STATISTICS

### REGULAR SEASON

Year	Team	REGULAR SEASON		RECEIVING					RUSHING				
		GP	GS	No	Yds	Avg	Lg	TD	Att	Yds	Avg	Lg	TD
2008	Tennessee	13	1	7	68	9.7	19	0	0	0	-	-	0
2009	Tennessee	10	0	7	110	15.7	32	0	0	0	-	-	0
2010	Tennessee	6	0	5	61	12.2	24	0	0	0	-	-	0
2011	Tennessee	16	2	47	470	10.0	32	1	0	0	-	-	0
<b>NFL Totals</b>		<b>45</b>	<b>3</b>	<b>66</b>	<b>709</b>	<b>10.7</b>	<b>32</b>	<b>1</b>	<b>0</b>	<b>0</b>	<b>-</b>	<b>-</b>	<b>0</b>

### PLAYOFFS

Year	Team	PLAYOFFS		RECEIVING					RUSHING				
		GP	GS	No	Yds	Avg	Lg	TD	Att	Yds	Avg	Lg	TD
2008	Tennessee	0	0	0	0	-	-	0	0	0	-	0	0
<b>Playoff Totals</b>		<b>0</b>	<b>0</b>	<b>0</b>	<b>0</b>	<b>-</b>	<b>-</b>	<b>0</b>	<b>0</b>	<b>0</b>	<b>-</b>	<b>0</b>	<b>0</b>

#### Single-Game Highs

Receptions - 8 at Indianapolis (12/18/11)  
 Receiving Yards - 88 at Indianapolis (12/18/11)  
 Longest Reception - 32 (Twice, last at Atlanta 11/20/11)  
 Touchdowns - 1 vs. Cincinnati (11/6/11)

#### Additional Statistics

Kickoff Returns - 7 for 130 yards with a long of 23 (vs. N.Y. Jets 11/23/08)  
 Tackles - 1 (2009)  
 Special Team Tackles - 1 (2008), 11 (2009), 6 (2010), 1 (2011)  
 Special Teams Forced Fumbles - 1 (2010)

73



## STEVE HUTCHINSON

GUARD • 6'5" • 313 lbs • COLLEGE: MICHIGAN

ACQUIRED: FREE AGENT - 2012 • NFL EXP. (NFL/TITANS): 12/1

HOMETOWN: FORT LAUDERDALE, FLA.

GAMES PLAYED/GAMES STARTED: 157/157 (PLAYOFFS: 8/8)



### PRO BOWLS



2003



2004



2005



2006



2007



2008



2009

**PRO:** Steve Hutchinson has been one of the most decorated offensive linemen in the NFL since he came into the league in 2001, earning seven straight trips to the Pro Bowl from 2003-09 and having been a seven-time All-Pro honoree by the Associated Press. The 12th-year left guard was signed by the Titans to provide leadership and experience to the interior of the offensive front. Hutchinson was a five-time offensive captain with the Minnesota Vikings and was a key starter on four division champions, including a Seattle Seahawks team that earned a trip to Super Bowl XL in 2005.

### CAREER HIGHLIGHTS:

- Hutchinson was named to seven consecutive Pro Bowls from 2003-2009 and was named NFL Alumni Offensive Lineman of the Year in 2006 and 2009.
- Hutchinson has been named to the Associated Press first-team All-Pro squad five times in his career (2003, 2005, 2007-2009) and was selected to the second-team All-Pro squad twice (2004, 2006).
- Entering the 2012 season, Hutchinson has blocked for a 1,000-yard rusher in 10 of his 11 NFL seasons and 64 career 100-yard rushers.
- Hutchinson was named to the 50 Greatest Vikings team as part of the 50th season celebration in 2010.
- In 2008, Hutchinson helped pave the way for Adrian Peterson to set the Vikings single-season rushing record and lead the NFL with 1,760 yards.
- In 2005, Hutchinson helped Shaun Alexander earn NFL MVP honors, set an NFL record with 28 touchdowns (27 rushing) and rush for 1,880 yards.
- Hutchinson was named to the Football News All-Rookie Team in 2001.

### TITANS TIDBITS:

- Hutchinson annually hosts a charity golf outing in Michigan with former Wolverines teammates Brian Griese and Charles Woodson that benefits Mott's Children's Hospital. The 2012 event raised \$1.35 million for the hospital and the children's congenital heart center.
- Hutchinson enjoys cooking and is good friends with Food Network star Guy Fieri. The All-Pro guard is an accomplished amateur chef who was raised on traditional southern cuisine and is a mainstay in the kitchen at home with his wife and two children. Shortly after joining the Titans in the offseason, Hutchinson cooked a steak dinner for the quarterbacks.

### CAREER TRANSACTIONS:

- A native of Fort Lauderdale, Fla., Hutchinson was selected by the Seattle Seahawks in the first round (17th overall) of the 2001 NFL Draft.
- Signed as a transition-tag free agent with the Minnesota Vikings on April 21, 2006. The Seahawks declined to match an offer sheet extended to him by the Vikings.
- Released by the Vikings on March 10, 2012.
- Signed by the Titans as a free agent March 19, 2012.

### SEASON RECAPS:

**2011 (14/14 - Minnesota):** Started the opening 14 games of the season at left guard before being sidelined for the final two games by injury. Keyed the Vikings rush offense to rank fourth in the NFL with 144.9 yards per game on the ground and rank third in the NFL with 18 rushing touchdowns.

- Against Tampa Bay (9/18), helped Adrian Peterson break the franchise record for career rushing touchdowns, scoring twice to push his career mark to 54, breaking the old mark of 52.
- Against Green Bay (10/23), paved the way for Adrian Peterson to rush for a season-high 175 yards.

- At Detroit (12/11), helped Joe Webb set a team record for rushing yards by a quarterback with 109 yards.

**2010 (11/11 - Minnesota):** Started 11 games at left guard before he was sidelined with hand injury for final five games of season. Placed on injured reserve for the final three games. Moved into second place in Vikings history for consecutive starts by a guard with 75, trailing only Hall of Famer Randall McDaniel.

- Blocked for three of Adrian Peterson's 100-yard games on the season and helped him break the 1,000-yard mark (1,298 yds) for the fourth straight season and earn his fourth straight Pro Bowl berth.
- Against Detroit (9/26), helped spring Adrian Peterson on an 80-yard touchdown run, the longest of his career.
- At Washington (11/28), suffered hand injury during game, but finished game and helped the team win Leslie Frazier's debut as Interim Head Coach.

**2009 (16/16, 2/2 - Minnesota):** Started all 16 games and both postseason games at left guard. Helped Vikings offense rank fifth in the NFL for total offense, the highest ranking in five seasons. Selected to his seventh consecutive Pro Bowl and earned AP first-team All-Pro for the fifth time in his career. Recognized as the NFL Alumni's Offensive Lineman of the Year. Voted by teammates as an offensive captain.

- Protected Brett Favre as he set career-highs in several passing categories.
- Paved the way for Adrian Peterson to rush for 1,383 yards and set a new team record with 18 rushing touchdowns.

**2008 (16/16, 1/1 - Minnesota):** Started all 16 games and a postseason contest at left guard. Made his sixth Pro Bowl appearance and fourth appearance on the AP first-team All-Pro team. Served as Vikings offensive captain for the season.

- Helped Adrian Peterson become the first Vikings running back in team history to lead the NFL in rushing and set Vikings single-season rushing record with 1,760 yards and establish a Vikings mark with 10 games over the 100-yard mark. Paved the way for Peterson to earn FedEx Ground Player of the Year honors.
- Against Chicago (11/30), protected Gus Frerotte as he connected on the Vikings longest scrimmage play in team history and tied the longest in NFL history when he hooked up with Bernard Berrian on a 99-yard pass on Sunday Night Football.

**2007 (16/16 - Minnesota):** Started all 16 games at left guard and earned a Pro Bowl starting assignment and first-team All-Pro honors from Associated Press. Joined six other Vikings making the trip to Hawaii for the Pro Bowl, including linemate Matt Birk, fullback Tony Richardson and running back Adrian Peterson.

- Paved the way for the Vikings running game to rank first in the NFL and the offense ranked 13th overall, a 10-spot jump from 2006.
- Was a key element of the Vikings running game that set a team record with 2,634 yards on the ground and tied a team record with eight games featuring a 100-yard rusher. Helped set a team record for rushing average at 5.33 yards per carry.
- Helped Adrian Peterson become the first NFL rookie to break the 200-yard rushing mark twice in his debut season. Peterson and Chester Taylor set a Vikings record for combined rushing yards by a tandem.
- Against San Diego (11/4), helped Adrian Peterson to set an NFL record with 296 rushing yards.
- At Chicago (10/14), opened holes for the team to run for 224 yards.

**2006 (16/16 - Minnesota):** Started all 16 games at left guard for the fifth time in his six NFL seasons and earned Pro Bowl honors in his debut with the Vikings. Recognized as an Associated Press second-team All-Pro and was named the NFL Alumni's Offensive Lineman of the Year.

- Made immediate impact on the Vikings in his first season, paving the way for Chester Taylor to run for 1,216 yards. Helped Vikings running backs rush for 100+ yards in five games on the season with Taylor breaking the century mark four times and Artose Pinner once.
- At Seattle (10/22), cleared the way for Chester Taylor to break the longest rush in Vikings history with a 95-yard touchdown run at Seattle and the sixth-best rushing day in team history with 169 yards on the ground in the upset win against Hutchinson's former team that snapped a 12-game Seahawks home winning streak.
- At Chicago (12/3), helped spring Chester Taylor over the 1,000-yard mark as the team rushed for 192 yards against the eventual NFC champions.
- At Detroit (12/10), paved the way for Artose Pinner to tie a Vikings record with three rushing touchdowns and run for his first career 100-yard game with a career-high 125 yards.

**2005 (16/16, 3/3 - Seattle):** Started all 16 regular season games and three playoff games at left guard, including Super Bowl XL. Earned first-team All-Pro honors from Associated Press and third straight trip to Pro Bowl. Helped drive Seattle to the first Super Bowl appearance in franchise history.

- Paved the way for Shaun Alexander to have one of the best seasons in NFL history, setting a league record with 28 touchdowns (27 rushing), earning AP MVP honors and running for the ninth-highest single-season total in NFL history with 1,880 yards.
- Helped Shaun Alexander rush for 100+ yards in 12 games on the season, including playoffs.
- Protected Matt Hasselbeck as he earned a Pro Bowl berth and set a team record with a 98.2 passer rating.
- Helped the team set a franchise record by winning 11 consecutive games before dropping the season finale at Green Bay.
- Part of an offensive front that did not allow a sack in four games.
- Helped the team rank second in the NFL in total offense, averaging 369.7 yards per game.

**2004 (16/16, 1/1 - Seattle):** Started all 16 games and a postseason contest at left guard. Earned second-team All-Pro recognition from AP and second-straight trip to Pro Bowl. Helped Seattle win their first-ever NFC West title with a 9-7 mark and only third division title in team history. Cleared the way for the Seahawks to rank eighth in the NFL in total offense.

- Paved the way for Shaun Alexander to run for a then-career-high 1,696 yards and 20 total touchdowns (16 rushing). Alexander's 1,696 yards on the ground fell one yard shy of the NFL rushing title claimed by Curtis Martin.
- Member of a team that ranked eighth in total offense, averaging 352.1 yards per game.

**2003 (16/16, 1/1 - Seattle):** Started all 16 games at left guard and the Wild Card playoff game, his first playoff action. Made his first appearance on AP's first-Team All-Pro and debut in Pro Bowl after recovering from broken leg in 2002 that sidelined him after four games. Became only the second Seahawks offensive lineman to earn a Pro Bowl berth in team history, joining left tackle Walter Jones. Joined elite Seattle company as the ninth player to be named first-team AP All-Pro.

- Helped Shaun Alexander rank fourth in the NFC with 1,435 rushing yards and second in the NFC with 14 rushing touchdowns.
- Part of a team that ranked sixth in the NFL in total offense and averaged 351.7 yards per game.
- Helped Matt Hasselbeck set the franchise record with 3,841 passing yards.

**2002 (4/4 - Seattle):** Started four games at left guard before suffering a season-ending broken leg against Minnesota (9/29). Placed on injured reserve on Nov. 12, 2002.

- Against Minnesota (9/29), before leaving game he helped Shaun Alexander set an NFL record with five touchdowns in the first half, four rushing and a receiving score.

**2001 (16/16 - Seattle):** Started all 16 games at left guard and made a huge

impact earning All-Rookie honors from Football News. Helped the offense rank eighth in the NFL in rushing with an average of 121.0 yards per game.

- Cleared a path for Shaun Alexander to run for 1,318 yards after going for 313 yards in 2000. Alexander's 14 rushing touchdowns led the NFL.
- Against Jacksonville (10/7), opened holes for Shaun Alexander to run for 176 yards.
- Against Denver (10/14), blocked for Shaun Alexander to post 142 yards on the ground.
- Against Oakland (11/11), helped Shaun Alexander set a team record with 266 rushing yards.

#### COLLEGE:

- Was only the second player in Michigan history to earn All-Big Ten honors four times, joining defensive tackle Mark Messner (1985-88).
- Named first-team All-America as a junior and senior and garnered freshman All-America honors in 1997.
- Was a finalist for Lombardi Award and Outland Trophy as a senior and Lombardi semi-finalist as a junior.
- Moved from defensive tackle to offensive guard during his redshirt season in 1996.
- Graduated from Michigan with a bachelor's degree in liberal arts.

#### PERSONAL:

- Married to Landyn, the couple has a daughter, Lily, and a son, Luke.
- Active supporter of local children's hospital and hosts annual golf tournament to benefit University of Minnesota Amplatz Children's Hospital along with annually hosting holiday meals and parties for patients and their families for Halloween, Thanksgiving and Christmas.
- Took part in 2008 Minnesota Governor's Fishing Opener, helping get youth involved in outdoor activities.
- Was a standout offensive tackle/defensive end at Coral Springs (Fla.) High. Received second-team All-USA choice by USA Today and selected to play in Florida North-South All-Star game as a senior.
- Was the captain of the basketball team.
- Is an avid hunter and fisherman.
- Born Steve Hutchinson on Nov. 1, 1977 in Fort Lauderdale, Fla.

## STEVE HUTCHINSON'S NFL STATISTICS

### REGULAR SEASON

Year	Team	GP	GS
2001	Seattle	16	16
2002	Seattle	4	4
2003	Seattle	16	16
2004	Seattle	16	16
2005	Seattle	16	16
2006	Minnesota	16	16
2007	Minnesota	16	16
2008	Minnesota	16	16
2009	Minnesota	16	16
2010	Minnesota	11	11
2011	Minnesota	14	14
<b>NFL Totals</b>		<b>157</b>	<b>157</b>

### PLAYOFFS

Year	Team	GP	GS
2003	Seattle	1	1
2004	Seattle	1	1
2005	Seattle	3	3
2008	Minnesota	1	1
2009	Minnesota	2	2
<b>Playoff Totals</b>		<b>8</b>	<b>8</b>

### Starts Breakdown:

2001 - LG 16; 2002 - LG 4; 2003 - LG 16 (playoffs 1); 2004 - LG 16 (playoffs 1); 2005 - LG 16 (playoffs 3); 2006 - LG 16; 2007 - LG 16; 2008 - LG 16 (playoffs 1); 2009 - LG 16 (playoffs 2); 2010 - LG 11; 2011 - LG 14

28



## CHRIS JOHNSON

RUNNING BACK • 5'11" • 200 lbs • COLLEGE: EAST CAROLINA  
 ACQUIRED: 1ST ROUND - 2008 • NFL EXP. (NFL/TITANS): 5/5  
 HOMETOWN: ORLANDO, FLA.  
 GAMES PLAYED/GAMES STARTED: 63/62 (PLAYOFFS: 1/1)



### PRO BOWLS



2008



2009



2010

**PRO:** Combining world-class speed, durability and big-play ability, Chris Johnson is one of the NFL's top young offensive stars. His 5,645 rushing yards from 2008–2011, his first four NFL seasons, led the league during that stretch and ranked 10th in NFL history for a player's initial four campaigns. Johnson enters 2012 already ranked third in franchise history in rushing yards, rushing touchdowns and 100-yard rushing games. Also a threat in the receiving game, his 7,071 yards from scrimmage ranked fourth in NFL history for a player's first four seasons. The former first-round pick has the uncanny ability to score from anywhere on the field. Only three players in NFL history (Barry Sanders, Jim Brown and O.J. Simpson) had more career touchdown runs of 45 yards or longer than Johnson had in his first four years. Also, despite a heavy workload throughout his first four seasons, he never missed a game due to injury. In 2009, Johnson produced one of the most extraordinary seasons by a running back in league history when he amassed a franchise-best 2,006 rushing yards and an NFL-record 2,509 yards from scrimmage.

### CAREER HIGHLIGHTS:

- From 2008–2011, no NFL player had more rushing yards than Johnson (5,645).
- In 2011, Johnson topped the 1,000-yard mark for the fourth time in four NFL seasons, totaling 1,047 yards on 262 carries. He became the third player in franchise history to rush for 1,000 yards in four consecutive seasons, joining Eddie George (five seasons from 1996-00) and Earl Campbell (four from 1978-81). Johnson was the 12th NFL player in the 16-game schedule era (since 1978) to record 1,000 or more rushing yards in his first four NFL seasons, following in the footsteps of George, Campbell, Curtis Martin (1995-04), Barry Sanders (1989-98), LaDainian Tomlinson (2001-08), Eric Dickerson (1983-89), Corey Dillon (1997-02), Jamal Lewis (2000-04), Terrell Davis (1995-98), Adrian Peterson (2007-10) and Clinton Portis (2002-05).
- Johnson's 57 receptions in 2011 tied Lorenzo White (1992) and Fred Willis (1973) for third in franchise history among running backs, trailing only Butch Woolfolk's 80 receptions in 1985 and Todd McNair's 60 in 1995.
- His 5,645 rushing yards from 2008–2011 ranked 10th in NFL history through a player's first four NFL seasons, and only three players in NFL history had more scrimmage yards in their first four campaigns than Johnson, who had 7,071. The three players ahead of him on the list were LaDainian Tomlinson (7,921), Eric Dickerson (7,842) and Terrell Davis (7,594).
- In 2010, he finished fourth in the NFL and third in the AFC with 1,364 rushing yards. He rushed for 100 or more yards in an NFL-best eight contests (tied with Arian Foster).
- Johnson reached 4,000 career rushing yards in his 40th career game, making him just the seventh player in NFL history to accomplish the feat.
- He became only the sixth player in NFL history to reach 2,000 rushing yards in a season in 2009, joining Eric Dickerson (2,105), Jamal Lewis (2,066), Barry Sanders (2,053), Terrell Davis (2,008) and O.J. Simpson (2,003).
- In 2009, he became the first player in NFL history with at least 2,000 rushing yards and 500 receiving yards in the same season.
- Johnson was named AP Offensive Player of the Year and was the only unanimous AP first-team All-Pro selection in 2009.
- He set a franchise record with 228 rushing yards on 24 carries with two touchdowns against Jacksonville (11/1/09).
- He amassed a career-high 284 total yards from scrimmage against Houston (9/20/09), the second-highest combined rushing and receiving

total in franchise history behind Billy Cannon's 330 yards against the New York Titans on Dec. 10, 1961.

- Johnson became just the second player in franchise history (Billy Cannon, 12/10/61) to post 100 receiving yards and 100 rushing yards in the same game against Buffalo (11/15/09).
- He became the first player in NFL history with six consecutive games of 125+ rushing yards and a 5.0+ yards per carry average in each of those games (Pro Football Hall of Famer Jim Brown accomplished this feat in five consecutive games in 1958).
- With his three touchdown runs of 85 or more yards in 2009 (91, 89, 85), he became the only player in NFL history to register three career touchdown runs of 85 or more yards.
- With his 76-yard touchdown run against Oakland (9/12/10), Johnson's four career touchdown runs of 75 or more yards tied him for second all-time with Barry Sanders and Tony Dorsett, trailing only O.J. Simpson's five.
- In his first two seasons (2009-2010), he amassed 3,997 total yards from scrimmage ranking him third (Eric Dickerson and Edgerrin James) in NFL history for scrimmage yards in a player's first two campaigns.
- As a rookie in 2008, Johnson led the Titans with 1,228 rushing yards and was named to Pro Bowl. Finished third in AFC (eighth in NFL) in rushing yards and his 4.9-yard average was first in AFC (fourth in NFL).
- Johnson rushed for more than 100 yards in 12 consecutive games (10/18/09 - 9/12/10), which ranks second in NFL history (Barry Sanders, 14).
- At the NFL Scouting Combine in February 2008, Johnson was timed in the 40-yard dash at 4.24 seconds.

### TITANS TIDBITS:

- Johnson is one of the NFL's most popular players on Twitter. He can be followed at @ChrisJohnson28.
- At his website, [www.chrisjohnsonhq.com](http://www.chrisjohnsonhq.com), Johnson has his own clothing line for sale. He launched the brand in December 2010, and it is also available at several retailers in the Nashville, Orlando and East Carolina areas.
- In 2012, Johnson launched his own foundation, Team CJ2K ([www.teamcj2k.org](http://www.teamcj2k.org)), to partner with Learning Through Sports, East Carolina University, United Way, Boys and Girl Club and Middle Tennessee State University to "deliver the most amount of help to the largest number of kids possible." Efforts will center on educational programs for underserved youth. In addition to pledging his own money for the cause, Johnson is hoping to get other individuals and businesses to pledge a certain amount for every yard he gains rushing the football.
- Johnson decided to attend East Carolina because the Pirates offered him the best opportunity to play running back. Other schools that recruited him wanted him to play cornerback. His versatility as an athlete came in handy as a junior at ECU when he played slot receiver to limit his cutting on a turf toe injury.
- This is not the first time Johnson has played for the Titans. He was a star running back and track athlete for the Olympia High School Titans in Orlando, Fla.
- At the NFL Scouting Combine in February 2008, Johnson was timed in the 40-yard dash at 4.24 seconds. While a few other players have been recorded at faster times at other venues using a handheld stopwatch, Johnson's time is the fastest in the combine in the last 15 years and believed by most to be the fastest ever electronically timed 40-yard dash at the combine, which began in 1982.
- Johnson, who was a star in track and field as well as football in high

school, finished second in the 100-meter dash at the Florida state meet to Walter Dix, who went on to win the bronze medal at the 2008 Summer Olympics.

- Two of Johnson's closest friends are NFL wide receiver Mike Sims-Walker and former New Mexico State running back Kenny Turner. The three friends grew up together in Orlando but had their relationship tested when Turner was incarcerated as a teenager. Their emotional story has been chronicled on ESPN's *E:60*.

#### CAREER TRANSACTIONS:

- The Orlando, Fla., native was selected by the Titans in the first round (24th overall) of the 2008 NFL Draft.

#### SEASON RECAPS:

**2011 (16/16):** Started all 16 games at running back. Led the team and ranked ninth in the AFC with 1,047 rushing yards. Ranked sixth in the AFC with 1,465 yards from scrimmage. Has rushed for 100 or more yards in 28 career games, including four times in 2011 (at CLE, at CAR, vs. TB, at BUF). Tallied four plays of 30 or more yards, 24 plays of 15 or more yards and 36 plays that gained 10 or more yards in 2011. Became the third player in franchise history to rush for 1,000 yards in four consecutive seasons, joining Eddie George (five seasons from 1996-00) and Earl Campbell (four from 1978-81). Led the team in rushing yards 12 times in 2011 (at JAX, vs. BAL, vs. DEN, at CLE, at PIT, vs. CIN, at CAR, vs. TB, at BUF, at IND, vs. JAX, at HST). Led or tied for the team lead in receptions four times in 2011 (at JAX, at CLE, vs. HST, at HST). Named AFC Offensive Player of the Week after amassing the third-best rushing performance of his career with 190 yards on 23 carries against Tampa Bay (11/27/11). With his 37th career rushing touchdown at Buffalo (12/4/11), he passed Steve McNair (36) for third place on the team's all-time list, behind only Earl Campbell (73) and Eddie George (64).

- Against Baltimore (9/18), rushed for 53 yards on 24 carries. Hauled in three receptions for 12 yards.
- Against Denver (9/25), grabbed four receptions for 54 yards, including a 34-yard reception along the sideline on third-and-five in the second quarter.
- At Cleveland (10/2), started at running back and posted 101 rushing yards on 23 carries. Helped set up the Titans first touchdown with a 25-yard scamper off left tackle in the first stanza.
- At Pittsburgh (10/9), carried the ball 14 times for 51 rushing yards with a touchdown. Caught three passes for 14 yards. Kickstarted the Titans' first scoring drive with a 21-yard jaunt off left tackle on the first play from scrimmage. Posted his first touchdown of the season with a one-yard touchdown plunge in the third quarter.
- Against Cincinnati (11/6), started at running back and carried the ball 14 times for 64 yards. Caught four passes for 46 yards. Registered four plays of 17 or more yards in the game.
- At Carolina (11/13), rushed 27 times for 130 yards with a touchdown. Caught four passes for 44 yards. Helped set up the Titans first touchdown with a 29-yard reception in the first quarter. On a four-yard run in the third quarter, Johnson went over the 5,000-yard rushing mark for his career. He's the third player in franchise history to reach the milestone, joining Eddie George (10,009) and Earl Campbell (8,574). Kickstarted the Titans final touchdown drive with a 25-yard jaunt off left end in the fourth quarter. Gave the Titans a 30-3 lead with a one-yard touchdown plunge in the final stanza. The touchdown run tied Steve McNair (36 career rushing touchdowns) for third place on the team's all-time rushing touchdown list.
- Against Tampa Bay (11/27), named AFC Offensive Player of the Week after amassing the third-best rushing performance of his career with 190 yards on 23 carries. Registered eight rushes of 10 or more yards. Grabbed one reception for three yards. Kickstarted the Titans' scoring drive with a 25-yard run on the final play of the third quarter. Helped set up the Titans' game-winning touchdown with back-to-back runs of 10 and 34 yards in the fourth quarter.
- At Buffalo (12/4), rushed for 153 yards on 23 carries with two touchdowns. Gave the Titans a 10-7 advantage with a 48-yard touchdown run down the right sideline with 5:50 left to play in the first quarter. Scored his second touchdown of the afternoon on a four-yard run off right guard early in the second quarter.
- At Indianapolis (12/18), rushed 15 times for 55 yards and caught eight passes for 54 yards. Set up the Titans' touchdown with a 35-yard scamper on a draw to the Colts' seven-yard line in the fourth quarter.
- Against Jacksonville (12/24), started at running back and carried the ball 15 times for 56 yards. Sealed the victory with a 13-yard run and purposely falling down inbounds late in the fourth quarter.

- At Houston (1/1), rushed 15 times for 61 yards. Tied for the team lead with four receptions for 49 yards. Hauled in a 20-yard reception down the left sideline in the first quarter. Set up the Titans' first field goal with a 27-yard scamper off left end on the first play of the second quarter.

**2010 (16/16):** Named to the Pro Bowl. Started all 16 games at running back and finished fourth in the NFL and third in the AFC with 1,364 rushing yards. Finished sixth in the AFC with 12 total touchdowns. Led the team with 44 receptions. Has rushed for 100 or more yards in 24 career games, including an NFL-tying high eight times in 2010 (vs. OAK, at NYG, at DAL, at JAX, at MIA, vs. WAS, vs. IND, vs. HST). Tallied seven plays of 30 or more yards, 22 plays of 15 or more yards and 41 plays that gained 10 or more yards in 2010. Led the team in rushing yards in 15 of 16 games (at HST) in 2010. Led or tied for the team lead in receptions four times in 2010 (vs. OAK, vs. PIT, at SD, vs. IND). Led the team in receiving yards once in 2010 (vs. IND). Named AFC Offensive Player of the Week after carrying the ball 19 times for 131 yards with two touchdowns at Dallas (10/10). With his 76-yard touchdown run against Oakland (9/12), Johnson's four career touchdown runs of 75 or more yards ties him for second all-time with Barry Sanders and Tony Dorsett, trailing only O.J. Simpson's five. Rushed for more than 100 yards in 12 consecutive games (10/18/09 - 9/12/10), which ranks second in NFL history (Barry Sanders, 14) and moved him ahead of Marcus Allen's 11-game streak from 1985-1986. Against Oakland (9/12), went over 4,000 scrimmage yards for his career, reaching the mark in 32 career games which put him in a tie with Billy Simms for the fourth quickest to do so. The only players faster to 4,000 scrimmage yards were Eric Dickerson (30), Edgerrin James (30) and Clinton Portis (31). Became the third player in franchise history with three consecutive 1,000-yard rushing seasons (Eddie George, Earl Campbell). Became the 10th player in NFL history to reach the 1,200-yard rushing mark in his first three NFL seasons.

- Against Oakland (9/12), notched 27 carries for 142 yards and two touchdowns. Caught a team-best four passes for eight yards. Gave the Titans a commanding 24-3 lead with a 76-yard touchdown jaunt with 1:43 left to play in the first half. Extended the Titans' lead to 31-6 with a four-yard touchdown run in the third quarter.
- At N.Y. Giants (9/26), carried the ball 32 times for 125 yards and two touchdowns. Gave the Titans a 10-0 lead with a one-yard touchdown plunge with 8:43 remaining in the second quarter. Broke down the left sideline for a 42-yard run in the fourth quarter. Concluded the Titans' scoring with an eight-yard touchdown run with 4:02 left to play in the game. Passed three players to move into fourth place on the franchise's all-time rushing list. After starting the day in seventh place, he overtook Mike Rozier (3,426) for sixth place, Steve McNair (3,439) for fifth place, and Hoyle Granger (3,514) for fourth place.
- At Dallas (10/10), named AFC Offensive Player of the Week after carrying the ball 19 times for 131 yards with two touchdowns. Set up the Titans' second touchdown drive with a 29-yard jaunt up the middle in the second quarter. Flipped field position with a 42-yard run in the fourth quarter. Gave the Titans a 27-20 lead with a one-yard touchdown run midway through the fourth quarter. Scored the winning touchdown on a one-yard plunge with 3:28 remaining in the fourth quarter. With the scores—his 28th and 29th career rushing touchdowns—he moved past Mike Rozier (27 career rushing touchdowns) and tied Lorenzo White (29 career rushing touchdowns) for fourth place in team history.
- At Jacksonville (10/18), rushed for 111 yards on 26 carries with a touchdown. Sealed the victory with a 35-yard touchdown run on a fourth-and-five play with 1:40 remaining in the game. Marked the eighth consecutive road games with 100 or more rushing yards. On his touchdown run, the 30th of his career, he broke a tie with Lorenzo White for fourth place on the team's all-time rushing touchdowns list.
- At Miami (11/14), posted 117 rushing yards on 17 carries with a touchdown. Tied the score at 7-7 with a 17-yard touchdown run on third-and-two in the opening quarter. Kickstarted a Titans' touchdown drive with a 30-yard scamper up the middle in the third quarter. On a seven-yard run in the first quarter, became the fourth player in franchise history to reach 4,000 career rushing yards, joining Eddie George, Earl Campbell and Lorenzo White. Johnson became the seventh player in NFL history to accomplish the feat in his first 40 career games.
- Against Washington (11/21), notched 130 rushing yards on 21 carries. Registered consecutive runs of 20 and 29 yards late in the fourth quarter. On his first rushing attempt of the game, a 14-yard carry in the first quarter, passed Lorenzo White (4,079 yards) for third place on the team's all-time rushing list.
- Against Indianapolis (12/9), rushed for 111 yards on 22 carries. Led the

team with eight receptions and 68 receiving yards. Set up the Titans' first touchdown with a 25-yard reception down the left sideline in the second quarter. Cut the Colts' lead to 21-7 with a one-yard touchdown run with 49 seconds remaining in the first half. Kickstarted the Titans' third touchdown drive with a 37-yard run off right end to the Colts' 18-yard line in the fourth quarter.

- Against Houston (12/19), eclipsed the 100-yard rushing mark for the eighth time this season with 130 yards on 24 carries with a touchdown. Extended the Titans' third touchdown drive with a three-yard run on third-and-one in the opening quarter. Gave the Titans a commanding 21-0 lead with an 11-yard touchdown run off right tackle in the first quarter. Set up the Titans' final touchdown with a 42-yard jaunt off right tackle in the third quarter.

**2009 (16/16):** Named AP Offensive Player of the Year and was the only unanimous AP first-team All-Pro selection. Selected as a starter to his second consecutive Pro Bowl after leading the NFL with a franchise-best 2,006 rushing yards and an NFL-record 2,509 yards from scrimmage. Became only the sixth player in NFL history to reach 2,000 rushing yards in a season, joining Eric Dickerson (2,105), Jamal Lewis (2,066), Barry Sanders (2,053), Terrell Davis (2,008) and O.J. Simpson (2,003). Became the first player in NFL history with at least 2,000 rushing yards and 500 receiving yards in the same season. Led the NFL with 97 first downs and tied for first in the AFC and second in the NFL with 16 touchdowns. Rushed for more than 100 yards in 11 consecutive games to conclude the season. Tallied 17 plays of 30 or more yards, 38 plays of 15 or more yards and 67 plays that gained 10 or more yards in 2009. Led the team with 50 receptions and finished third on the squad with 503 receiving yards. Named AFC Offensive Player of the Month for November after rushing for an NFL-best 800 yards (6.6 average) on 122 attempts and tying for the league-high with seven touchdowns as he helped the Titans post a 5-0 record. His 800 rushing yards were the most by a player in a month since 1970. Posted at least 125 rushing yards in six consecutive games (10/18/09 – 11/29/09), tying the NFL record set by Pro Football Hall of Famers Earl Campbell (1980) and Eric Dickerson (1984). Became the first player in NFL history with six consecutive games of 125+ rushing yards and a 5.0+ yards per carry average in each of those games (Pro Football Hall of Famer Jim Brown accomplished this feat in five consecutive games in 1958). With his three touchdown runs of 85 or more yards in 2009 (91, 89, 85), he became the only player in NFL history to register three career touchdown runs of 85 or more yards. Set a franchise record with 228 rushing yards on 24 carries with two touchdowns against Jacksonville (11/1/09). His 228 rushing yards eclipsed the former franchise record of 216 yards which was held by Billy Cannon and Eddie George and was the highest rushing total by a Titans player since Eddie George rushed for 199 yards against the Oakland Raiders on Dec. 9, 1999. Amassed a career-high 284 total yards from scrimmage against Houston (9/20/09), the second-highest combined rushing and receiving total in franchise history behind Billy Cannon's 330 yards against the New York Titans on Dec. 10, 1961 and the seventh-highest combined rushing and receiving total in the NFL since the start of the 2000 season. Became just the second player in franchise history (Billy Cannon, 12/10/61) to post 100 receiving yards and 100 rushing yards in the same game against Buffalo (11/15/09). Registered a career-long 91-yard touchdown run against Houston (9/20/09), tying a franchise record for the longest rush that stood alone for 45 years (Sid Blanks, vs. N.Y. Jets 12/13/64).

- Against Houston (9/20), tallied a career-best 284 yards from scrimmage, while posting a then career-best 197 rushing yards on 16 attempts with two touchdowns. Recorded then career-highs with nine receptions and 87 receiving yards with a touchdown. Gave the Titans an early 7-0 lead with a 57-yard touchdown run in the first quarter. Hauled in a short pass from Kerry Collins and scampered 69 yards untouched for a touchdown in the first quarter. Gave the Titans a 31-24 lead with a career-best and franchise-tying high 91-yard touchdown run in the third quarter.

- Against Jacksonville (11/1), named AFC Offensive Player of the Week after setting a franchise record with 228 rushing yards on 24 carries with two touchdowns in the Titans' 30-13 victory. His 228 rushing yards eclipsed the former franchise record of 216 yards which was held by Billy Cannon and Eddie George. Gave the Titans a 20-13 lead with a 52-yard touchdown run in the third quarter. On the opening play of the fourth quarter, took a handoff and scampered for an 89-yard touchdown, giving the Titans a commanding 30-13 lead.

- At San Francisco (11/8), eclipsed the 100-yard rushing mark for the third straight game in the Titans' 34-27 victory. Carried the ball 25 times for 135 yards and two touchdowns. Tied the score at 17-17 with a one-yard touchdown plunge in the third quarter. Gave the Titans a 24-20 lead by taking the option pitch, making a defender miss and finding the end zone for a two-yard touchdown run on a fourth-and-inches play in the fourth quarter.

- Against Buffalo (11/15), became just the second player in franchise history (Billy Cannon, 12/10/61) to post 100 receiving yards and 100 rushing yards in the same game. Led the team with 132 rushing yards on 26 carries with two touchdowns in the Titans' 41-17 win. Led the team with nine receptions for a team-best 100 receiving yards. Tied the score at 7-7 with a 28-yard touchdown in the first quarter. Broke two tackles at the goal-line and scored a one-yard touchdown run on third-and-one, giving the Titans a 24-17 lead in the fourth quarter.

- At Houston (11/23), reached the 100-yard rushing mark for the fifth consecutive game with 29 carries for 151 yards in the Titans' 20-17 Monday Night Football victory.

- Against Arizona (11/29), carried the ball 18 times for 154 yards with a touchdown in the Titans' 20-17 come-from-behind victory. Gave the Titans a 13-3 lead with an 85-yard touchdown run in the third quarter.

- At Indianapolis (12/6), carried the ball 27 times for 113 yards, marking his seventh consecutive 100-yard rushing performance.

- Against St. Louis (12/13), amassed his eighth consecutive 100-yard rushing performance with 28 carries for 117 yards and two touchdowns in the Titans' commanding 47-7 victory. Grabbed three receptions for 69 yards with another score. Gave the Titans an early 7-0 lead with a 39-yard touchdown run off right end with 3:06 remaining in the first quarter. Hauled in a screen pass and raced 66 yards for a touchdown with six seconds remaining in the first stanza. Extended the Titans lead to 33-0 with a three-yard touchdown run on third-and-three in the third quarter.

- Against Miami (12/20), carried the ball 29 times for 104 yards in the Titans' 27-24 overtime win.

- Against San Diego (12/25), rushed 21 times for 142 yards and a score. Found a seam off right end and scampered 30 yards for a touchdown in the fourth quarter.

- At Seattle (1/3), carried the ball a career-best 36 times for 134 yards and two touchdowns in the Titans' season-ending 17-13 victory. Gave the Titans an early 7-0 lead with a six-yard touchdown run off left end on fourth-and-one with 7:56 remaining in the first quarter. With a nine-yard catch in the second quarter, set the NFL all-time single-season scrimmage yard record previously held by Marshall Faulk (2,429 yards). With a four-yard carry in the fourth quarter became only the sixth player in NFL history to amass 2,000 rushing yards in a season. Gave the Titans a 17-13 lead with a one-yard touchdown run off left end with 4:33 remaining in the fourth quarter.

**2008 (15/14, 1/1):** Led the Titans with 1,228 rushing yards and was named to Pro Bowl as a rookie. Finished third in AFC (eighth in NFL) in rushing yards, and 4.9-yard average was first in AFC (fourth in NFL). With 260 receiving yards, his 1,488 scrimmage yards ranked fifth in AFC and 10th in NFL. Tied for eighth in AFC with 65 first downs. Tied for seventh in AFC with 10 total touchdowns. Registered 21 plays of 15 or more yards. Played in every game with exception of season finale at Indianapolis (12/28), when he was a healthy inactive. Named All-Rookie by Sporting News and Pro Football Weekly/Professional Football Writers of America. With LenDale White (773 yards and 15 touchdowns), duo accumulated 2,001 yards and rushed for all 24 of team's rushing touchdowns, which tied for second-highest team total in franchise history.

- Against Jacksonville (9/7), started in NFL debut and totaled 15 carries for game-high 93 yards. His 93 rushing yards were the most by a Titans rookie on opening day since Earl Campbell's 137 yards in the 1978 opener (9/3/78 at Atlanta). Scored his first NFL touchdown on seven-yard pass from Vince Young.

- At Cincinnati (9/14), recorded first career 100-yard rushing effort, totaling 109 yards on 19 carries (5.7 avg.). His 51-yard run late in second quarter led to touchdown and tied for team's third-longest run since 1999.

- Against Minnesota (9/28), recorded first and second rushing touchdowns of career, scoring on one-yard run in first quarter and six-yard run in fourth quarter.

- Named NFL Offensive Rookie of the Month for September 2008. In first four games of his career, totaled 402 yards from scrimmage and 337



rushing yards. Crossed goal line three times in September, including two rushing touchdowns and one receiving touchdown.

- At Kansas City (10/19), led team with 168 yards on 18 carries and scored 66-yard touchdown. Helped team set its all-time single-game rushing record with 332 total yards on ground. His 168 yards accounted for the 20th-highest total in team history and second-highest rushing total by franchise rookie, trailing only Earl Campbell's 199 yards against Miami on Nov. 20, 1978. Named Diet Pepsi NFL Rookie of the Week.
- Against Indianapolis (10/27), led team with 77 rushing yards, including 16-yard touchdown run that sealed victory.
- Against Green Bay (11/2), led team with 89 rushing yards, including three-yard touchdown run. Also led club with six receptions for 72 yards, giving him 161 yards from scrimmage. Named Diet Pepsi NFL Rookie of the Week.
- Against N.Y. Jets (11/23), became seventh player in franchise history to reach 1,000 scrimmage yards in rookie season (Earl Campbell, Bill Groman, Sid Blanks, Ernest Givins, Rodney Thomas and Eddie George) and first since 1996 (George).
- At Detroit (11/27), totaled 125 yards and two touchdowns on 16 carries. Scored on carries of six yards and 58 yards in first quarter for second career multi-touchdown game. Passed Rodney Thomas (947 rushing yards in 1995) for third place in franchise history among rookie rushers.
- Against Cleveland (12/7), recorded his fourth 100-yard game of the season (second consecutive), carrying 19 times for 136 yards and one score. With 17-yard carry in second quarter, became third franchise rookie to reach 1,000-yard mark. In addition to joining Earl Campbell and Eddie George as only rookies to accomplish the feat, became 11th different player in team history to reach 1,000. Sealed victory with 25-yard touchdown run.
- On Dec. 16, became franchise's second rookie running back selected to Pro Bowl (Earl Campbell).
- Against Pittsburgh (12/21), scored on 21-yard run on fourth-and-one in third quarter.
- In Divisional Playoff against Baltimore (1/10), contributed 100 yards of offense before leaving game with sprained ankle in second quarter. Scored on eight-yard touchdown run.

#### COLLEGE:

- Became third all-time leading rusher in ECU history with 2,982 rushing yards and set team record among running backs in career receptions (125) and receiving yards (1,296). Also became Pirates' career leader in total touchdowns (44), kickoff return yards (2,715 - a Conference USA record) and all-purpose yards (6,993 - third in conference history). In total, set or tied 18 game, season and career records for ECU. Also included on that list are season scoring record (144 points as a senior) and single-game all-purpose yardage total (408 yards on two occasions during senior season).

He appeared in 47 games with 36 starts.

- As senior (2007), led nation with 227.7 all-purpose yards per game and was named first-team All-American by Pro Football Weekly and honorable mention All-American by SI.com. Started all 13 games at running back and totaled 236 carries for 1,423 yards (6.0 avg.) and 17 touchdowns. Added 37 receptions for 528 yards (14.3 avg.) and six touchdowns and 36 kickoff returns for 1,009 yards (28.0 avg.) and one touchdown.
- As junior (2006), played 12 games with five starts. Totaled 78 carries for 314 yards and four touchdowns and 21 receptions for 176 yards. Named first-team All-Conference USA as return specialist after posting 21 kickoff returns for 482 yards and one touchdown.
- As sophomore (2005), led Pirates with 176 carries for 684 yards (3.9 avg.) and six touchdowns. Also ranked second on squad with 35 receptions for 356 yards and two touchdowns. Added 21 kickoff returns for 459 yards. Ranked second in Conference USA with 136.3 all-purpose yards per game (1,499 total).
- As freshman (2004), earned Conference USA All-Freshman honors after rushing for 561 yards and five touchdowns on 134 carries (4.2 avg.). Added 32 receptions for 236 yards and two touchdowns and career-high 37 kickoff returns for 765 yards. Ranked fourth in the conference with an average of 142.0 all-purpose yards per game.
- Majored in communications.

#### PERSONAL:

- Splits time between Nashville and Orlando, Fla.
- Earned All-Orange County honors as senior running back for Olympia (Orlando, Fla.) High School Titans. Scored eight touchdowns as senior and eclipsed 1,000 yards as junior.
- Also played basketball and competed in track in high school. Ran 10.38-second 100-meter dash and anchored 4x100 team that won Golden South and Golden West National Championships.
- Holds a three-day Old Spice Chris Johnson Football Camp in Nashville during the offseason.
- Worked with The Key Alliance in Nashville to support Project Homeless Connect, a one-day event that provided more than 10,000 direct services to about 1,500 individuals and families struggling with homelessness in Nashville. Later filmed a public service announcement with Nashville Mayor Karl Dean to support The Key Alliance.
- List of favorites: (movie) "Menace II Society"; (TV show) "The Jamie Foxx Show"; (actor) Denzel Washington; (music artist) Lil Wayne; (school subject) math; (car) 1973 Chevy Caprice; (video game) NCAA Football; (sports team other than Titans) Denver Nuggets; (sports hero) Deion Sanders; and (food) pizza.
- Born Christopher Duan Johnson on Sept. 23, 1985 in Orlando, Fla.



44



## QUINN JOHNSON

FULLBACK • 6'1" • 263 lbs • COLLEGE: LOUISIANA STATE  
 ACQUIRED: TRADE (GB) - 2011 • NFL EXP. (NFL/TITANS): 4/2  
 HOMETOWN: NEW ORLEANS, LA.  
 GAMES PLAYED/GAMES STARTED: 24/5 (PLAYOFFS: 3/2)



SUPER BOWLS



2010

**PRO:** Quinn Johnson enters his fourth NFL season and his second campaign with the Titans in 2012. The big-bodied, bruising fullback had two separate stints with the Titans in 2011 and additionally spent time during the season with the Denver Broncos. He was initially acquired by the Titans a week before the season started in a trade with Green Bay, where he spent the first two years of his career. From 2009–2010, the Louisiana State University product played in 20 total games (four starts) as the primary lead blocker for the Packers.

### CAREER HIGHLIGHTS:

- In 2010, won a Super Bowl championship with the Green Bay Packers after appearing in a career-best 11 games with four starts at fullback.

### TITANS TIDBITS:

- Johnson has accomplished the rare feat of winning a title at every level of football he has played. He calls winning football championships in Little League, high school, college and the pros his most memorable sports achievements.
- Johnson's cousin, Terry Robiskie, played running back at LSU (1973-76), five seasons in the NFL, and is currently the wide receivers coach for the Atlanta Falcons.

### CAREER TRANSACTIONS:

- The New Orleans, La., native was originally selected by the Green Bay Packers in the fifth round (145th overall) in the 2009 NFL Draft.
- Traded by the Packers for a future conditional draft choice to the Titans on Sept. 3, 2011.
- Released by the Titans on Oct. 7, 2011 and claimed off waivers by the Denver Broncos on Oct. 10, 2011.
- Released by the Broncos on Dec. 17, 2011 and was claimed off waivers by the Titans on Dec. 19, 2011.

### SEASON RECAPS:

**2011 (4/1 – Tennessee, 0/0 – Denver):** Appeared in four games with one start before being released by the Titans on Oct. 7, 2011. Totaled three receptions for 30 yards and one special teams tackle. Was claimed off waivers by the Broncos and was inactive for all eight games with Denver before being released. Was claimed by the Titans off waivers from the Broncos on Dec. 19, 2011 and was inactive for the final two games.

- At Jacksonville (9/11), saw his first action with the Titans as a reserve fullback.
- Against Baltimore (9/18), started at fullback and kept the Titans' final scoring drive alive with a 13-yard catch on fourth-and-one in the final quarter.
- Against Denver (9/25), saw action at fullback and tied a career-high with two receptions for a career-best 17 yards.
- At Cleveland (10/2), helped open holes for Chris Johnson to amass 101 rushing yards on 23 carries.

**2010 (11/4, 3/2 - Green Bay):** Appeared in a career-high 11 games with four starts, and caught three passes for 26 yards. Registered a career-best five tackles on special teams. Appeared in three postseason contests with two starts, posting one reception for four yards. Was inactive for five games during the regular season and was also inactive for Super Bowl XLV.

- Against Buffalo (9/19), started the first game of his career and had a career-long catch for 11 yards, moving the chains for a first down on the opening drive.

- Against Miami (10/17), returned to action after missing previous two contests due to a glute injury. Partially blocked a Brandon Fields punt in the second quarter, leading to just a 29-yard kick.

- Against San Francisco (12/5), recorded a career-high two tackles on special teams.

- At New England (12/19), had a career-high two receptions for 15 yards, including an 11-yard grab early in the fourth quarter that matched his career long.

- At Philadelphia in a Wild Card game (1/9), started and helped James Starks rush for a franchise postseason rookie-record 123 yards on 23 carries. Also had a four-yard reception in the second quarter, hauling in a short flip from Aaron Rodgers on a third-and-two to keep an eventual touchdown drive alive that would put Green Bay ahead, 14-0.

**2009 (9/0, 0/0 - Green Bay):** Played in nine games, seeing time at fullback and on special teams, and caught two passes for four yards. Inactive for the first four contests of the season, plus three others over the season's second half, and the playoff game.

- Against Detroit (10/18), made his NFL debut, and helped block for Ryan Grant's 90 yards on 24 carries (3.8 avg.), including 68 yards in the fourth quarter.

- At Cleveland (10/25), saw time at fullback and helped clear the way for Grant's season-high 148 yards on 27 carries, the second-best regular-season performance of Grant's career. Helped the team post a season-high 202 yards on 41 carries and recorded his first career reception, a pass in the right flat from Aaron Rodgers in the third quarter that went for no gain.

### COLLEGE:

- Played in 40 games with 15 starts during his career at Louisiana State. Carried the ball 16 times for 34 yards and five touchdowns, to go along with five catches for 54 yards.

- Came to LSU as a highly recruited linebacker before moving to fullback prior to his sophomore season.

- Cleared the way for an 1,100-yard rusher each of his final two seasons, just the second time in school history that the Tigers had different running backs rush for 1,100 yards in consecutive seasons.

- As a senior (2008), played in all 13 games for the Tigers with 10 starts and rushed for 28 yards and three touchdowns on 14 carries. Also caught two passes for 33 yards and cleared holes for Charles Scott as he posted 1,174 yards on the ground, including six 100-yard games.

- As a junior (2007), played in all 14 games with five starts for a Tigers team that went on to win the national championship. Did not record any rushing stats, but caught three passes for 21 yards. Helped clear the way for Jacob Hester to rush for a career-high 1,103 yards and the team to post eight 200-yard rushing games.

- As a sophomore (2006), converted to fullback and played in 12 games, contributing primarily on special teams with three tackles. Had two carries for six yards.

- As a redshirt freshman (2005), played in one game at linebacker, posting a tackle.

- Graduated in December 2008 with a degree in general studies.

### PERSONAL:

- Single and splits time between Nashville and Baton Rouge, La., with his son, Quinn Jr.

- Friend and teammate since junior high of defensive end Tyson Jackson, who was drafted No. 3 overall by the Kansas City Chiefs in 2009.

- Attended the 2008 NFL Draft with friend and former teammate Glenn Dorsey, who was also selected No. 3 overall by the Kansas City Chiefs.
- Helped lead West St. John High (Edgard, La.) to the 2A state championship in 2003. Saw action on both sides of the ball, including linebacker and fullback, during his career as he lettered five seasons. Also played on the defensive line.
- Named to the Baton Rouge Advocate's "Super Dozen" and was selected to the *New Orleans Times-Picayune's* Top 20 Blue-Chip list as a linebacker.
- Earned all-district honors as a junior in 2002 when he made 122 tackles. Also rushed for over 800 yards and 11 touchdowns that season.
- Was a four-year letterman in basketball and earned two letters in track.
- Lists Jerry Rice as his favorite athlete and "The Game" as his favorite TV show. Would like to learn to play the piano, and enjoys playing 'Modern Warfare' on Xbox 360. Names "Why Did I Get Married?" as his favorite

movie.

- Johnson's nickname is "Q."
- List of favorites: (movie) "John Q"; (TV show) "The Fresh Prince of Bel-air"; (actor) Denzel Washington; (music artist) Lil' Wayne; (video game) Call of Duty: Modern Warfare; (school subject) math; and (car) Corvette.
- Born Quinn Marcus Johnson on Sept. 30, 1986 in New Orleans, La.

## QUINN JOHNSON'S TITANS GAME-BY-GAME

2011 Tennessee Titans		RUSHING							RECEIVING																
Date	Opp	W/L	P/S	Att	Yds	Avg	Lg	TD	No	Yds	Avg	Lg	TD												
Sept 11	@ Jax	L	p	0	0	-	0	0	0	0	-	0	0	Nov 13	@ Car										
Sept 18	Balt	W	S	0	0	-	0	0	1	13	13.0	13	0	Nov 20	@ Atl										
Sept 25	Den	W	p	0	0	-	0	0	2	17	8.5	9	0	Nov 27	TB										
Oct 2	@ Cle	W	p	0	0	-	0	0	0	0	-	0	0	Dec 4	@ Buf										
Oct 9	@ Pit	Released on Oct. 7, 2011														Dec 11	NO								
Oct 23	Hou															Dec 18	@ Ind								
Oct 30	Ind															Dec 24	Jax								
Nov 6	Cin															Jan 1	@ Hou								
														Claimed off Waivers on Dec. 19, 2011											
														W IA											
														W IA											
<b>Totals</b>														<b>5-1</b>	<b>4/1</b>	<b>0</b>	<b>0</b>	<b>-</b>	<b>0</b>	<b>0</b>	<b>3</b>	<b>30</b>	<b>10.0</b>	<b>13</b>	<b>0</b>

## QUINN JOHNSON'S NFL STATISTICS

REGULAR SEASON		RUSHING							RECEIVING						
Year	Team	GP	GS	No	Yds	Avg	Lg	TD	Att	Yds	Avg	Lg	TD		
2009	Green Bay	9	0	0	0	-	-	0	2	4	2.0	4	0		
2010	Green Bay	11	4	0	0	-	-	0	3	26	8.7	11	0		
2011	Tenn./Den.	4	1	0	0	-	0	0	3	30	10.0	13	0		
<b>NFL Totals</b>		<b>24</b>	<b>5</b>	<b>0</b>	<b>0</b>	<b>-</b>	<b>0</b>	<b>0</b>	<b>8</b>	<b>60</b>	<b>7.5</b>	<b>13</b>	<b>0</b>		

PLAYOFFS		RUSHING							RECEIVING						
Year	Team	GP	GS	Att	Yds	Avg	Lg	TD	No	Yds	Avg	Lg	TD		
2009	Green Bay	0	0	0	0	0.0	-	0	0	0	0.0	-	0		
2010	Green Bay	3	2	0	0	0.0	-	0	1	4	4.0	4	0		
<b>Playoff Totals</b>		<b>3</b>	<b>2</b>	<b>0</b>	<b>0</b>	<b>0.0</b>	<b>-</b>	<b>0</b>	<b>1</b>	<b>4</b>	<b>4.0</b>	<b>4</b>	<b>0</b>		

### Single-Game Highs

Receptions - 2 (Twice, last vs. Denver 9/25/11)  
 Receiving Yards - 17 vs. Denver (9/25/11)  
 Long Reception - 13 vs. Baltimore (9/18/11)

### Playoff Single-Game Highs

Receptions - 1 at Philadelphia (1/9/11)  
 Receiving Yards - 4 at Philadelphia (1/9/11)  
 Long Reception - 4 at Philadelphia (1/9/11)

### Additional Statistics

Special Teams Tackles - 0 (2009); 5 (2010); 1 (2011)

32



## ROBERT JOHNSON

SAFETY • 6'2" • 206 lbs • COLLEGE: UTAH  
 ACQUIRED: 5TH ROUND - 2010 • NFL EXP. (NFL/TITANS): 2/2  
 HOMETOWN: LOS ANGELES, CALIF.  
 GAMES PLAYED/GAMES STARTED: 3/0 (PLAYOFFS: 0/0)



**PRO:** Robert Johnson has spent two years with the Titans since he was a fifth-round draft choice in 2010. He is poised to make a consistent impact in 2012 in the defensive backfield and on special teams after appearing in three total games in 2011. The rangy, ball-hawking safety was inactive for all 16 contests as he studied the defense as a rookie. The former Utah Ute then spent the majority of 2011 on the practice squad before being called up to the 53-man roster during the final month of the campaign.

### CAREER HIGHLIGHTS:

- An All-Mountain West Conference performer as a senior at Utah, Johnson spent three seasons with the Utes after transferring from L.A. Southwest College.
- Despite playing only three seasons at Utah, Johnson tied for fifth in school history with 13 career interceptions.

### TITANS TIDBITS:

- During the 2012 offseason, Johnson spent time in Pennsylvania working out with short track speed skater Apolo Anton Ohno, snowboarder Louie Vito and Pittsburgh Steelers linebacker Stevenson Sylvester. Johnson and Sylvester were teammates at Utah and got connected with Ohno's athletic trainer, John Schaeffer.
- When he was just six years old, Johnson and his family were forced to confront a terrible tragedy when his father, Wayne, was shot and killed in a robbery. Johnson says ultimately it made his family stronger and credits his mother, Wanda, with persevering through the loss.
- Johnson, who himself did not own a car when he was drafted by the Titans, said in the aftermath of the draft that one of his first goals as a pro would be to earn enough to get his mother a reliable car.
- Johnson, who graduated with a sociology degree in December 2009, is interested in becoming a SWAT team member or FBI agent when his playing career is finished.

### CAREER TRANSACTIONS:

- The Los Angeles, Calif., native was selected by the Titans in the fifth round (148th overall) of the 2010 NFL Draft.
- Released by the Titans on Sept. 3, 2011 and signed to the team's practice squad a day later.
- Signed by the Titans to their active roster from the practice squad on Dec. 14, 2011.

### SEASON RECAPS:

**2011 (3/0):** Played in three games as a reserve after being elevated to the active roster from the Titans' practice squad on Dec. 14, 2011. Played in his first career NFL game at Indianapolis (12/18/11). Collected one special teams stop.

- At Indianapolis (12/18), saw action as a reserve on special teams in his first career NFL contest.
- Against Jacksonville (12/24), posted a special teams tackle on coverage units.

**2010 (0/0):** Was inactive for all 16 contests.

### COLLEGE:

- In three seasons at Utah, Johnson played in 37 games with 31 starts at free safety, including all 13 games as a senior. He left the school ranked tied for fifth in school history with 13 career interceptions, and his 172 career interception return yards ranked ninth in team history. He added 155 tackles, five tackles for loss, 26 passes defensed, three forced fumbles and three fumble recoveries.

- As a senior (2009), was a first-team All-Mountain West Conference selection who started all 13 games at free safety. Finished second in the conference and tied for 11th in the nation in interceptions per game (0.46), and his six interceptions tied for the third-most in a season by a Ute. Led Utah and tied for second in the MWC in passes defensed with 12 (six interceptions, six additional pass breakups). His 139 yards on interception returns tied for the eighth-highest total in a season by a Ute. Led the secondary and finished fourth on the team with 70 tackles.
- As a junior (2008), played in 12 games with 11 starts and totaled 41 tackles, four interceptions and three pass breakups. All four interceptions came against ranked opponents (two vs. Alabama, one vs. TCU and one vs. BYU). Contributed to Utah becoming only unbeaten FBS team and to team's No. 2 final AP ranking and No. 4 final coaches ranking.
- As a sophomore (2007), played in 12 games with seven starts at free safety, earning honorable mention All-MWC. Forced a team-high five turnovers (three interceptions and two forced fumbles) and totaled 44 tackles.
- At L.A. Southwest College (2006), earned honorable mention junior college All-American honors in addition to All-Conference, All-District and All-State awards. Totaled 96 tackles, five interceptions, two fumble recoveries and one forced fumble.
- Graduated with bachelor's degree in sociology from Utah in December 2009.
- Also ran track for L.A. Southwest College, clocking 21.65 in 200m and 47.52 in 400m events and posting a 6'8" high jump.

### PERSONAL:

- Splits time between Nashville and Los Angeles with his son, Aaden.
- As a senior at Fremont (Calif.) High School, was named to *L.A. Times* 2005 All-Region team. Named 2005 Defensive Co-Player of the Year in the Coliseum League.
- Also earned three letters in track and basketball, earning All-District honors with the high school basketball team.
- Was a member of Utah's Student-Athlete Mentors (SAMS) program.
- He is the fourth of seven children in his family. His brothers are Hasayn Bailey, Wayne Johnson, Elijah Johnson and Charlie Winters. His sisters are Kawana Johnson and Michele' Winters. Elijah played wide receiver for L.A. Southwest College.
- Follow Johnson on Twitter at @RobertJohnson32.
- List of favorites: (movie) "Old School"; (TV show) "Family Guy"; (actor/actress) Will Smith, Angelina Jolie; (music artist) Ludacris; (school subjects) history; (author) John Steinbeck; (video game) Call of Duty; (food) pasta; (sports hero) Bo Jackson; and (sports teams as a child) L.A. Lakers.
- Born Robert Lee Johnson on Feb. 13, 1987 in Gardena, Calif.

## ROBERT JOHNSON'S GAME-BY-GAME

### 2010 Tennessee Titans

Date	Opp	W/L	P/S	Tot	Solo	Asst	Sk	- Yds	QBP	TFL	Int	- Yds	-TD	PD	FF	FR	- Yds	SpT	
Sept 12	Oak	W	IA																
Sept 19	Pit	L	IA																
Sept 26	@ NYG	W	IA																
Oct 3	Den	L	IA																
Oct 10	@ Dal	W	IA																
Oct 18	@ Jax	W	IA																
Oct 24	Phi	W	IA																
Oct 31	@ SD	L	IA																
Nov 14	@ Mia	L	IA																
Nov 21	Was	L	IA																
Nov 28	@ Hou	L	IA																
Dec 5	Jax	L	IA																
Dec 9	Ind	L	IA																
Dec 19	Hou	W	IA																
Dec 26	@ KC	L	IA																
Jan 2	@ Ind	L	IA																
<b>Totals</b>				<b>6-10</b>	<b>0/0</b>	<b>0</b>	<b>0</b>	<b>0</b>	<b>0.0</b>	<b>0.0</b>	<b>0</b>	<b>0</b>	<b>0</b>	<b>0</b>	<b>0</b>	<b>0</b>	<b>0</b>	<b>0</b>	<b>0</b>

### 2011 Tennessee Titans

Date	Opp	W/L	P/S	Tot	Solo	Asst	Sk	- Yds	QBP	TFL	Int	- Yds	-TD	PD	FF	FR	- Yds	SpT	
Dec 18	@ Ind	L	p	0	0	0	0.0	0.0	0	0	0	0	0	0	0	0	0	0	0
Dec 24	Jax	W	p	0	0	0	0.0	0.0	0	0	0	0	0	0	0	0	0	0	1
Jan 1	@ Hou	W	p	0	0	0	0.0	0.0	0	0	0	0	0	0	0	0	0	0	0
<b>Totals</b>				<b>2-1</b>	<b>3/0</b>	<b>0</b>	<b>0</b>	<b>0</b>	<b>0.0</b>	<b>0.0</b>	<b>0</b>	<b>0</b>	<b>0</b>	<b>0</b>	<b>0</b>	<b>0</b>	<b>0</b>	<b>0</b>	<b>1</b>

## ROBERT JOHNSON'S NFL STATISTICS

REGULAR SEASON		TACKLES										INTERCEPTIONS					FUMBLES			
Year	Team	GP	GS	Tot	Solo	Asst	Sk	Yds	QBP	TFL	No	Yds	Lg	TD	PD	FF	FR	Yds	SpT	
2010	Tennessee	0	0	0	0	0	0.0	0.0	0	0	0	0	0	0	0	0	0	0	0	
2011	Tennessee	3	0	0	0	0	0.0	0.0	0	0	0	0	0	0	0	0	0	0	1	
<b>NFL Totals</b>		<b>3</b>	<b>0</b>	<b>0</b>	<b>0</b>	<b>0</b>	<b>0.0</b>	<b>0.0</b>	<b>0</b>	<b>0</b>	<b>0</b>	<b>0</b>	<b>0</b>	<b>0</b>	<b>0</b>	<b>0</b>	<b>0</b>	<b>0</b>	<b>1</b>	

### Single-Game Highs

Special Teams Tackles - 1 vs. Jacksonville (12/24/11)

6



## BRETT KERN

PUNTER • 6'2" • 215 lbs • COLLEGE: TOLEDO

ACQUIRED: WAIVERS - 2009 (DEN) • NFL EXP. (NFL/TITANS): 5/4

HOMETOWN: GRAND ISLAND, N.Y.

GAMES PLAYED/GAMES STARTED: 64/0 (PLAYOFFS: 0/0)



**PRO:** Brett Kern is a strong-legged punter that has shown a keen ability to down his kicks inside the opponents' 20-yard line. The fifth-year pro is coming off his best season in 2011 when he tallied career-highs with 86 punts for 3,747 yards, a 39.4-yard net punt average (franchise record) and 31 punts inside the 20-yard line. Kern joined the Titans franchise during the 2009 season when he was claimed off waivers from the Denver Broncos.

### CAREER HIGHLIGHTS:

- In 2011, Kern set a new Titans/Oilers franchise record with his 39.4-yard net average. He also posted career-highs in punts (86), punt yards (3,747) and punts inside the 20-yard line (31).
- In 2010, Kern saw action in all 16 games and finished seventh in the NFL with a then career-best 39.1-yard net punt average. He also posted career-highs with 77 punts and 3,302 yards.
- In 2009, Kern's combined average of 45.5 yards per punt with the Titans and Broncos ranked eighth in the NFL. He also downed a combined 27 punts inside the opponents' 20-yard line.
- In 2008, Kern ranked fifth in the league with a 46.7-yard punting average and was named to the All-Rookie team by Pro Football Weekly/PFWA and the Sporting News.

### TITANS TIDBITS:

- Kern's father, Cal, owns a collegiate baseball team in Niagara Falls, N.Y., called the Niagara Power. The team plays in the New York Collegiate Baseball League and has had players from Lipscomb (Nashville) University in recent seasons. The summer of 2011 marks the club's fifth season.
- Kern is an avid golfer that sports a 1 handicap. He picked the game up late in his high school years and caddied for three summers at Inverness Golf Club while in college. The course is located in Toledo, Ohio, and has hosted PGA and NCAA Championships. In 2011, Kern competed in The Vinny, a local golf fundraising tournament hosted by singers Vince Gill and Amy Grant, and finished fourth in the event.

### CAREER TRANSACTIONS:

- The Grand Island, N.Y., native was originally signed by the Denver Broncos as a rookie free agent on April 28, 2008.
- Claimed by the Titans off waivers from the Broncos on Oct. 27, 2009.

### SEASON RECAPS:

**2011 (16/0 – Tennessee):** Appeared in all 16 games and set a new franchise record with his 39.4-yard net average, topping Craig Hentrich's previous franchise high of 39.2 yards, set in 1998. Registered a career-high 86 punts for 3,747 yards (43.6 avg.). Set a career-high with 31 punts placed inside the 20-yard line in 2011. Ranked seventh in the AFC with a 39.4-yard net punt avg. Boomed 22 punts of 50 or more yards in 2011.

- Against Baltimore (9/18), punted three times for 119 yards with two punts placed inside the 20-yard line. Nailed a 55-yard punt in the first quarter. Pinned the Ravens deep in their own territory with a 33-yard punt that was downed by Gerald McRath at the Baltimore four-yard line in the opening stanza.
- Against Denver (9/25), punted four times for 176 yards (44.0 avg.). Boomed a 62-yard punt in the first quarter. Nailed a 51-yard punt later in the opening stanza. Kept a Titans' scoring drive alive by scooping up an errant snap and racing 21 yards down the right sideline in the second quarter.
- Against Houston (10/23), punted seven times for 319 yards (45.6 avg.) with two kicks inside the 20-yard line. Tallied a 44-yard punt that was downed at the Texans' eight-yard line in the first quarter. Boomed a 54-yard punt in the second quarter that went out of bounds at the Texans'

six-yard line. Launched a 53-yard punt early in the third quarter.

- Against Indianapolis (10/30), tied a career-high with eight punts for 330 yards (41.3 avg.). Placed a 30-yard punt that was fair caught at the Colts' 13-yard line late in the first stanza. Boomed a 55-yard punt in the third quarter and a 54-yard punt in the final stanza.
- At Buffalo (12/4), punted five times for 239 yards (47.8 avg.) and tied a career-high with four punts placed inside the 20-yard line. Placed a 43-yard punt that was downed at the Bills' eight-yard line in the second quarter. Pinned the Bills deep in their own territory with a 50-yard punt that was downed at the Buffalo three-yard line. Booted a 51-yard punt in the third quarter. Pinned the Bills deep in their own territory by launching a 57-yard punt to the Buffalo 11-yard line late in the fourth quarter.
- At Indianapolis (12/18), punted seven times for 329 yards (47.0 avg.) with a 45.0-yard net avg. Boomed a 55-yard punt to the Colts' 14-yard line in the first quarter. Nailed a 58-yard punt early in the second stanza.
- Against Jacksonville (12/24), punted four times for 172 yards (43.0 avg.) with three kicks placed inside the 20-yard line. Nailed a 47-yard punt that was downed at the Jaguars' three-yard line in the first quarter. Placed a 30-yard punt that was downed at the Jaguars' eight-yard line in the second stanza. Boomed a 51-yard punt that was fair caught at the Jaguars' 16-yard line in the third quarter.
- At Houston (1/1), punted six times for 286 yards (47.7 avg.) and tied a season-best with four kicks placed inside the 20-yard line and a 45.8 net avg. Placed a 35-yard punt that was downed at the Texans' 10-yard line in the first quarter. Nailed a 47-yard punt that was downed at the Texans' three-yard line in the second stanza. Boomed a 58-yard punt in the third quarter. Booted a 52-yard punt that went out of bounds at the Texans' five-yard line in the fourth quarter.

**2010 (16/0 – Tennessee):** Appeared in all 16 games and finished fifth in the AFC with a 39.1-yard net avg. Registered career-highs with 77 punts, 3,302 yards and 39.1 net avg. Tied a career high with four punts inside the 20-yard line at San Diego (10/31/10). Set new career-high with 352 punt yards at Kansas City (12/26/10). Boomed a career-best 68-yard punt against Philadelphia (10/24/10).

- Against Oakland (9/12), punted four times for 200 yards (50.0 avg.) with two kicks placed inside the 20-yard line. Booted a 37-yard punt that was downed at the Raiders' nine-yard line in the second quarter. Boomed a 59-yard punt in the fourth quarter.
- At N.Y. Giants (9/26), punted five times for 214 yards (42.8 avg.). Placed a 37-yard punt that was downed by Michael Griffin at the Giants' one-yard line, which led to a Titans' safety in the third quarter. Boomed a 55-yard punt in the third quarter.
- At Jacksonville (10/18), punted twice for 98 yards (49.0 avg.) with one kick placed inside the Jaguars' 20-yard line. Boomed a 51-yard punt to the Jaguars' seven-yard line and Mike Thomas registered a one-yard loss on the return in the first quarter.
- At San Diego (10/31), punted six times for 279 yards (46.5 avg.) and tied a career high by placing four punts inside the Chargers' 20-yard line. Placed a 35-yard punt that was downed at the San Diego nine-yard line. Boomed a 63-yard punt late in the third quarter. Nailed a 48-yard punt that was downed at the Chargers' three-yard line.
- At Houston (11/28), punted seven times for 328 yards (46.9 avg.) with two kicks placed inside the 20-yard line. Boomed a 56-yard punt to the Houston nine-yard line in the first quarter. Nailed a 50-yard punt later in the opening stanza. Booted a 56-yard punt to the Houston 15-yard line in the third quarter.
- At Kansas City (12/26), tied a career-high with eight punts for a career-best 352 yards (44.0 avg.) with three kicks placed inside the 20-yard line.

Angled a 43-yard punt that went out of bounds at the Chiefs' eight-yard line in the second quarter.

**2009 (6/0 - Denver; 10/0 - Tennessee):** In 10 games with Titans, punted 37 times for 1,665 yards with 18 punts placed inside the 20-yard line and ranked fourth in the AFC with a 45.5 gross avg. Appeared in the first six games with the Denver Broncos and punted 27 times for 1,245 yards (46.1 avg.) while placing nine punts inside the 20-yard line.

- Against Dallas (10/4), boomed six punts for 305 yards (50.8 avg.) with two kicks downed inside the 20-yard line. Nailed four punts for a 55.3 average from Denver territory.
- Against Jacksonville (11/1), made his Titans debut and punted four times for 193 yards (48.3 avg.) with three punts placed inside the 20-yard line in the Titans' 30-13 victory. Boomed a 55-yard punt that sailed out of bounds at the Jaguars' seven-yard line in the second quarter. Nailed a 51-yard punt that was downed at the Jaguars' seven-yard line during the final stanza. Perfectly placed a 37-yard punt that was downed at the Jaguars' three-yard line late in the fourth quarter.
- Against Arizona (11/29), punted four times for 184 yards (46.0 avg.) with two kicks placed inside the 20-yard line in the Titans' 20-17 come-from-behind victory. Placed a 38-yard punt that was downed at the Cardinals' 10-yard line in the fourth quarter.
- Against Miami (12/20), punted five times for 244 yards (48.8 avg.) with two kicks inside the 20-yard line in the Titans' 27-24 overtime win. Pinned the Dolphins deep in their own territory with a 59-yard punt that was downed at the Miami two-yard line late in the fourth quarter.
- At Seattle (1/3), punted four times for 214 yards (53.5 avg.), including a career-best 46.5 net avg. and a career-long 67-yard punt in the Titans' season-ending 17-13 victory. Nailed a 56-yard punt to the Seahawks' 19-yard line in the second quarter. Booted a career-best 67-yard punt in the second stanza.

**2008 (16/0 - Denver):** Appeared in all 16 games and ranked fifth in the league with a 46.7-yard gross punting average that marked the third-best season total by a Bronco in club history (min. 45 punts). Received all-rookie honors from Pro Football Weekly/PFWA and The Sporting News. Punted 46 times for 2,150 yards (46.7 gross / 37.8 net) with 13 punts placed inside the 20-yard line. Tied for the third-fewest touchbacks in the NFL with four, marking the fewest in a season by a Bronco with at least 45 punts since 1997 (Tom Rouen, 4).

- Against San Diego (9/14), punted three times for 161 yards (53.7 avg.)
- Against Tampa Bay (10/5), posted five punts for 248 yards (49.6 avg.) with two kicks placed inside the 20-yard line.
- At N.Y. Jets (11/30), nailed five punts for 214 yards (42.8 avg.) with four kicks inside the 20-yard line.

#### COLLEGE:

- Played 47 career games at the University of Toledo, punting 189 times for 7,994 yards (42.3 avg.) with 59 punts placed inside the 20-yard line.
- Ranked second in the nation in gross punting average (46.1 yds., 52 punts for 2,399 yards) and was a finalist for the Ray Guy Award (nation's best punter) as a senior.
- Earned third team All-America honors as a senior as the only player from the Mid-American Conference to receive Associated Press All-America

honors.

- Named Mid-American Conference's Special Teams Player of the Year as a senior.
- Earned a bachelor's degree in geography from Toledo and posted a 3.38 grade point average while earning CoSIDA second-team academic all-district recognition as a senior.

#### PERSONAL:

- Married to Tiffany Kern and the couple has a son, Bryce Jeremiah and a daughter, Anelle Naomi.
- Was a two-time first-team all-state selection at Grand Island High School in Grand Island, N.Y., and averaged 39 yards per punt as a senior and 42.5 yards per punt as a junior.
- Also played basketball and was a long jumper and high hurdler on the track team in high school.
- Follow Kern on Twitter at @brettkern6.
- Born Brett Alan Kern on Feb. 17, 1986, in Grand Island, N.Y.



**BRETT KERN'S GAME-BY-GAME****2008 Denver Broncos**

Date	Opp	W/L	No	Yds	Avg	Net	TB	In 20	Lg	Blk
Sept 8	@ Oak	W	2	80	40.0	38.5	0	1	42	0
Sept 14	SD	W	3	161	53.7	42.0	1	1	64	0
Sept 21	NO	W	2	105	52.5	37.5	0	0	56	0
Sept 28	@ KC	L	2	77	38.5	38.0	0	0	51	0
Oct 5	TB	W	5	248	49.6	45.8	0	2	63	0
Oct 12	Jax	L	4	192	48.0	39.5	1	0	52	0
Oct 20	@ NE	L	5	243	48.6	32.0	1	1	62	0
Nov 2	Mia	L	4	185	46.3	45.0	0	3	61	0
Nov 6	@ Cle	W	1	29	29.0	24.0	0	0	29	0
Nov 16	@ Atl	W	3	127	42.3	39.3	0	1	52	0
Nov 23	Oak	L	2	112	56.0	11.5	0	0	60	0
Nov 30	@ NYJ	W	5	214	42.8	41.4	0	4	52	0
Dec 7	KC	W	1	52	52.0	20.0	0	0	52	0
Dec 14	@ Car	L	5	241	48.2	39.8	1	0	57	0
Dec 21	Buf	L	0	0	0.0	0.0	0	0	0	0
Dec 28	@ SD	L	2	84	42.0	34.0	0	0	46	0
<b>Totals</b>		<b>8-8</b>	<b>46</b>	<b>2,150</b>	<b>46.7</b>	<b>37.8</b>	<b>4</b>	<b>13</b>	<b>64</b>	<b>0</b>

**2009 Denver Broncos/Tennessee Titans**

Date	Opp	W/L	No	Yds	Avg	Net	TB	In 20	Lg	Blk
Sept 13	@ Cin	W	8	340	42.5	36.4	0	3	56	0
Sept 20	Cle	W	2	109	54.5	42.5	0	1	57	0
Sept 27	@ Oak	W	2	81	40.5	27.0	1	0	48	0
Oct 4	Dal	W	6	305	50.8	41.7	2	2	62	0
Oct 11	NE	W	5	231	46.2	37.8	1	2	64	0
Oct 19	@ SD	W	4	179	44.8	15.5	2	1	50	0
Nov 1	Jax	W	4	193	48.3	43.3	1	3	55	0
Nov 8	@ SF	W	5	217	43.4	44.0	0	2	57	0
Nov 15	Buf	W	3	119	39.7	31.3	0	2	58	0
Nov 23	@ Hou	W	4	176	44.0	41.5	0	2	51	0
Nov 29	Ari	W	4	184	46.0	41.3	1	2	56	0
Dec 6	@ Ind	L	2	78	39.0	39.0	0	1	46	0
Dec 13	StL	W	3	115	38.3	36.3	0	1	54	0
Dec 20	Mia	W	5	244	48.8	44.0	1	2	59	0
Dec 25	SD	L	3	125	41.7	39.7	0	2	46	0
Jan 3	@ Sea	W	4	214	53.5	46.5	1	1	67	0
<b>Totals</b>		<b>14-2</b>	<b>64</b>	<b>2,910</b>	<b>45.5</b>	<b>38.5</b>	<b>10</b>	<b>27</b>	<b>67</b>	<b>0</b>

\* First six games with Denver; final 10 games with Tennessee

**2010 Tennessee Titans**

Date	Opp	W/L	No	Yds	Avg	Net	TB	In 20	Lg	Blk
Sept 12	Oak	W	4	200	50.0	44.5	0	2	60	0
Sept 19	Pit	L	5	244	48.8	42.2	0	1	57	0
Sept 26	@ NYG	W	5	214	42.8	36.6	1	1	55	0
Oct 3	Den	L	6	245	40.8	31.5	1	0	60	0
Oct 10	@ Dal	W	5	174	34.8	34.6	0	2	45	0
Oct 18	@ Jax	W	2	98	49.0	50.0	0	1	51	0
Oct 24	Phi	W	4	192	48.0	44.0	0	0	68	0
Oct 31	@ SD	L	6	279	46.5	44.2	0	4	63	0
Nov 14	@ Mia	L	5	209	41.8	37.8	1	2	52	0
Nov 21	Was	L	5	169	33.8	31.4	0	2	51	0
Nov 28	@ Hou	L	7	328	46.9	43.6	0	2	56	0
Dec 5	Jax	L	2	72	36.0	36.0	0	0	40	0
Dec 9	Ind	L	4	165	41.3	41.3	0	0	46	0
Dec 19	Hou	W	4	150	37.5	34.5	0	2	46	0
Dec 26	@ KC	L	8	352	44.0	37.0	1	3	58	0
Jan 2	@ Ind	L	5	211	42.2	42.2	0	2	48	0
<b>Totals</b>		<b>6-10</b>	<b>77</b>	<b>3,302</b>	<b>42.9</b>	<b>39.1</b>	<b>4</b>	<b>24</b>	<b>68</b>	<b>0</b>

**2011 Tennessee Titans**

Date	Opp	W/L	No	Yds	Avg	Net	TB	In 20	Lg	Blk
Sept 11	@ Jax	L	7	291	41.6	34.3	1	2	48	0
Sept 18	Balt	W	3	119	39.7	38.3	0	2	55	0
Sept 25	Den	W	4	176	44.0	32.3	0	0	62	0
Oct 2	@ Cle	W	6	237	39.5	36.5	0	2	64	0
Oct 9	@ Pit	L	4	169	42.3	42.3	0	1	44	0
Oct 23	Hou	L	7	319	45.6	42.7	1	2	54	0
Oct 30	Ind	W	8	330	41.3	34.1	2	2	55	0
Nov 6	Cin	L	7	320	45.7	41.6	1	1	54	0
Nov 13	@ Car	W	5	221	44.2	38.2	1	1	48	0
Nov 20	@ Atl	L	5	225	45.0	39.6	0	0	57	0
Nov 27	TB	W	3	88	29.3	29.3	0	3	41	0
Dec 4	@ Buf	W	5	239	47.8	45.8	0	4	57	0
Dec 11	NO	L	5	226	45.2	37.6	1	1	52	0
Dec 18	@ Ind	L	7	329	47.0	45.0	0	3	58	0
Dec 24	Jax	W	4	172	43.0	41.8	0	3	51	0
Jan 1	@ Hou	W	6	286	47.7	45.8	0	4	58	0
<b>Totals</b>		<b>9-7</b>	<b>86</b>	<b>3,747</b>	<b>43.6</b>	<b>39.4</b>	<b>7</b>	<b>31</b>	<b>64</b>	<b>0</b>

**BRETT KERN'S NFL STATISTICS****REGULAR SEASON**

Year	Team	GP	No.	PUNTING								
				Yds	Avg	Ret	Yds	TB	In	Lg	Blk	Net
2008	Denver	16	46	2,150	46.7	28	330	4	13	64	0	37.8
2009	Denver/Tennessee	16	64	2,910	45.5	27	249	10	27	67	0	38.5
2010	Tennessee	16	77	3,302	42.9	35	214	4	24	68	0	39.1
2011	Tennessee	16	86	3,747	43.6	36	221	7	31	64	0	39.4
<b>NFL Totals</b>		<b>64</b>	<b>273</b>	<b>12,109</b>	<b>44.4</b>	<b>126</b>	<b>1014</b>	<b>25</b>	<b>95</b>	<b>68</b>	<b>0</b>	<b>38.8</b>

**Single-Game Highs**

Punts - 8 (Three times, last vs. Indianapolis 10/30/11)  
 Yards - 352 at Kansas City (12/26/10)  
 Gross Avg. - 56.0 vs. Oakland (11/23/08)  
 Net Avg. - 46.5 at Seattle (1/3/10)  
 Long Punt - 68 vs. Philadelphia (10/24/10)  
 In20 - 4 (Four times, last at Houston 1/1/12)

**Additional Statistics**

Special Teams Tackles - 0 (2008), 0 (2009), 0 (2010)  
 Rushing - 1 rush for 21 yards vs. Denver (9/25/11)

19



## JAMES KIRKENDOLL

WIDE RECEIVER • 5'10" • 186 lbs • COLLEGE: TEXAS

ACQUIRED: FA - 2011 • NFL EXP. (NFL/TITANS): 1/1

HOMETOWN: ROUND ROCK, TEXAS

GAMES PLAYED/GAMES STARTED: 0/0 (PLAYOFFS: 0/0)



**PRO:** James Kirkendoll enters his second year out of the University of Texas. The 5-foot-10-inch, 175-pound wide receiver will compete for playing time on offense and at special teams in 2012. In 2011, the former undrafted free agent spent his entire rookie season with the Titans as a member of the practice squad.

### CAREER TRANSACTIONS:

- The Round Rock, Texas, native was signed by the Titans as an undrafted free agent on July 28, 2011.
- Waived by the Titans on Sept. 2, 2011.
- Signed by the Titans to the practice squad on Sept. 4, 2011.
- Re-signed by the Titans as a free agent on Jan. 2, 2012.

### SEASON RECAPS:

**2011 (0/0):** Spent the entire season with the Titans on the practice squad.

### COLLEGE:

- In a four-year career at Texas, played in 43 games with 28 starts. Posted 121 receptions (No. 9 on the UT career list) for 1,389 yards (11.5 avg.) and nine touchdowns.
- As a senior in 2010, appeared in all 12 games (11 starts) and shared UT's Darrell K Royal Most Valuable Offensive Player Award. Led the team in receptions (52) and receiving yards (707) with two touchdowns. Notched a career-high 123 receiving yards, including a career-long 63-yard touchdown catch, on four receptions versus Florida Atlantic.
- In 2009, appeared in 14 games at wide receiver, including 12 starts, and posted 48 catches for 461 yards and six touchdowns. Set a career-high with eight receptions for 86 yards and two touchdowns versus Kansas.
- In 2008, saw action in all 13 games, starting five, and tallied 21 catches for 221 yards and a touchdown.
- In 2007, appeared in four games as a true freshman.
- Majored in sports management.


### PERSONAL:

- At Round Rock (Texas) High School, was a prep All-American and three-time all-district performer. Played in the 2007 East Meets West All-American game. Totaled 140 receptions for 2,036 yards and 19 touchdowns as a wide receiver over his final three prep seasons and was also a standout at cornerback and kick returner. Helped Round Rock to an area and bi-district championship as a senior. Earned all-district 14-5A honors at both wide receiver and returner. Tabbed all-region and first-team all-district 15-5A as a junior.
- As a basketball standout, tabbed the Williamson County Basketball Player of the Year, first-team all-district 14-5A and second-team All-Centex as a junior.
- Also competed in track and field as a sophomore and freshman, running the 100 meters in 10.8 seconds.
- As a child, lived in Norfolk, Va.; Terre Haute, Ind.; and Round Rock, Texas.
- Nicknamed "J.T. Kirk."
- At Texas, was a member of UT's Athletics Director's Honor Roll in Fall 2007; was a member of the Greater Central Texas Youth Association; participated in the GCTYA Toy Drive; and volunteered for Meals on Wheels, Coats for Tots and Blue Santa.
- List of favorites: (movie) "Any Given Sunday"; (TV show) "Family Guy"; (actor/actress) Jamie Foxx; (school subject) African-American history; (video game) NBA 2K; (food) jambalaya; and (sports hero) Kobe Bryant.
- Born James Perry Kirkendoll on Aug. 14, 1989 in Norfolk, Va.

## JAMES KIRKENDOLL'S NFL STATISTICS

REGULAR SEASON		RECEIVING								RUSHING						
Year	Team	GP	GS	No	Yds	Avg	Lg	TD	Att	Yds	Avg	Lg	TD			
2011	Tennessee	0	0		Practice Squad											
<b>NFL Totals</b>		<b>0</b>	<b>0</b>	<b>0</b>	<b>0</b>	<b>-</b>	<b>-</b>	<b>0</b>	<b>0</b>	<b>0</b>	<b>-</b>	<b>-</b>	<b>0</b>			

97



## KARL KLUG

DEFENSIVE LINEMAN • 6'3" • 275 lbs • COLLEGE: IOWA  
 ACQUIRED: 5TH ROUND - 2011 • NFL EXP. (NFL/TITANS): 2/2  
 HOMETOWN: CALEDONIA, MINN.  
 GAMES PLAYED/GAMES STARTED: 16/1 (PLAYOFFS: 0/0)



**PRO:** The Titans used their fifth-round pick in the 2011 NFL Draft on Iowa's Karl Klug (pronounced KLOOG). A largely unheralded selection at the time, Klug proceeded to assemble one of the top seasons in franchise history by a rookie defensive lineman. A blue-collar athlete who plays with tremendous effort and quickness, he led the Titans in 2011 with seven sacks, which also tied for sixth place among all NFL rookies and tied for fourth among all NFL defensive tackles. He teams with fellow 2011 draft pick Jurrell Casey to form a dynamic nucleus in the center of the defensive line.

### CAREER HIGHLIGHTS:

- As a rookie in 2011, Klug compiled a team-high seven sacks. The total tied for sixth place in sacks among all NFL rookies, tied for fourth among all NFL defensive tackles, and led all NFL rookie defensive tackles.
- During his four-year career at Iowa, Klug appeared in 40 games with 26 consecutive starts to end his career. Tallied 140 tackles, including 31 stops for loss, 9.5 sacks, eight quarterback pressures, eight passes defended, four forced fumbles and a fumble recovery.

### TITANS TIDBITS:

- Klug has an identical twin brother, Kevin, who played linebacker at Minnesota State University, Mankato. As high school teammates, Kevin played fullback, opening holes for Karl, the team's running back. They have an older sister, Kelsey.
- Klug's small hometown of Caledonia calls itself the "Wild Turkey Capital of Minnesota" and "The Heart of Quilt Country."
- Klug arrived on Iowa's campus as an undersized defender who weighed only 207 pounds at the time.

### CAREER TRANSACTIONS:

- The Caledonia, Minn., native was selected by the Titans in the fifth round (142nd overall) of the 2011 NFL Draft.

### SEASON RECAPS:

**2011 (16/1):** As a rookie, appeared in all 16 games with one start at defensive tackle and led the team with seven sacks. Totaled 32 tackles, 10 quarterback pressures, two tackles for loss, four passes defended and two forced fumbles. Registered his first career NFL sack and the first two forced fumbles of his career against Baltimore (9/18/11). Led or tied for the team lead in sacks six times in 2011 (vs. BAL, at CLE, vs. IND, at BUF, vs. NO, vs. JAX). Tied for the team lead in quarterback pressures once in 2011 (vs. IND). Made his first career NFL start at Atlanta (11/20/11).

- At Jacksonville (9/11), played as a reserve in his first career NFL contest and posted four tackles, including a stop for loss.
- Against Baltimore (9/18), saw action as a reserve at defensive tackle and tallied a sack and two forced fumbles. Stuffed Ricky Williams for a two-yard loss and forced a fumble that was recovered by Jordan Babineaux early in the second quarter. Had an eight-yard strip-sack of Joe Flacco but the loose ball was recovered by the Ravens late in the second quarter.
- At Cleveland (10/2), collected three solo tackles, including a sack. Kept contain and dropped Joshua Cribbs for a seven-yard sack on a reverse pass play on third-and-six in the first quarter.
- Against Indianapolis (10/30), posted two solo tackles, a sack, three quarterback pressures and a pass defended. Halted a Colts' drive by dropping Curtis Painter for an eight-yard sack on third-and-11 in the second quarter.
- At Atlanta (11/20), made his first career NFL start at defensive tackle and collected two tackles.
- Against Tampa Bay (11/27), posted a tackle, a pass defended and two

quarterback pressures.

- At Buffalo (12/4), tallied a sack and a pass defended. Ended a Bills' drive by dropping Ryan Fitzpatrick for a six-yard sack on third-and-six in the third quarter. Batted down a pass intended for David Nelson at the line of scrimmage in the third quarter.
- Against New Orleans (12/11), recorded three tackles, including a season-high two sacks and a quarterback pressure. Dropped Drew Brees for a seven-yard sack late in the second quarter. Halted a Saints' drive and got the Titans' offense the ball back by sacking Brees for a seven-yard loss on third-and-four in the fourth quarter.
- Against Jacksonville (12/24), halted a Jaguars' drive by sacking Blaine Gabbert for an 11-yard loss on third-and-seven in the third quarter.

### COLLEGE:

- During his four-year career at Iowa, Klug appeared in 40 games with 26 consecutive starts to end his career. Tallied 140 tackles, including 31 stops for loss, 9.5 sacks, eight quarterback pressures, eight passes defended, four forced fumbles and a fumble recovery.
- As a senior (2010), started all 13 games at defensive tackle and led team with 13 tackles for loss and 5.5 sacks. Posted 57 total tackles en route to earning second-team All-Big Ten honors from league coaches and media and second-team All-Big Ten by Phil Steele's College Football. Honors also included Roy J. Carver Most Valuable Player Award on defense, Iron Hawk Award and Hayden Fry "Extra Heartbeat" Award. Was named a permanent team captain on defense and was selected to participate in East-West Shrine Game. Was one of seven seniors named to 2010 Leadership Group.
- As a junior (2009), started all 13 games at defensive tackle, recording 65 tackles, 13 tackles for loss, four sacks, five passes defended and two forced fumbles. Named first team All-Big Ten by Sporting News and honorable mention All-Big Ten by league coaches. Received the Hustle Team Award for defense.
- As a sophomore (2008), played in 12 games and posted 17 tackles, five tackles for loss, two sacks and a forced fumble.
- As a redshirt freshman (2007), suffered foot injury during pre-season drills and appeared in just one game (vs. Minnesota) and posted one tackle.
- Redshirted in 2006.
- Graduated in December 2010 with a degree in recreational management.

### PERSONAL:

- Splits time between Nashville and Iowa City with his wife, Stacy.
- Named first-team All-State as a senior at Caledonia (Minn.) High School after recording 77 tackles and 20 sacks at defensive end. Also had 1,212 rushing yards and 15 touchdowns. Also named to the Minnesota Vikings All-State team, *LaCrosse Tribune* Player of the Year and was a two-time first-team All-Conference player, including Player of the Year as a senior.
- Notched 89 tackles and 18 sacks as a junior.
- Was a three-year wrestler and two-year letterman in track.
- List of favorites: (movie) "Dumb and Dumber"; (TV shows) "SportsCenter" and "Everybody Loves Raymond"; (actor) Will Smith; (music artist) Red Hot Chili Peppers; (school subject) math; (car) 1998 Oldsmobile Cutlass; (book) "Heaven is For Real" by Todd Burpo; (video game) Halo; (food) steak and potatoes; (childhood sports hero) John Randle; and (sports teams as a child) "all the Minnesota teams."
- Born Karl Rainer Klug on March 3, 1988 in La Crosse, Wis.

## KARL KLUG'S GAME-BY-GAME

**2011 Tennessee Titans**

Date	Opp	W/L	P/S	Tot	Solo	Asst	Sk	-Yds	QBP	TFL	Int	-Yds	-TD	PD	FF	FR	-Yds	SpT	
Sept 11	@ Jax	L	p	4	2	2	0.0	0.0	0	1	0	0	0	0	0	0	0	0	0
Sept 18	Balt	W	p	1	1	0	1.0	4.0	0	0	0	0	0	2	0	0	0	0	
Sept 25	Den	W	p	1	0	1	0.0	0.0	1	0	0	0	0	1	0	0	0	0	
Oct 2	@ Cle	W	p	3	3	0	1.0	7.0	0	0	0	0	0	0	0	0	0	0	
Oct 9	@ Pit	L	p	1	0	1	0.0	0.0	0	0	0	0	0	0	0	0	0	0	
Oct 23	Hou	L	p	3	3	0	0.0	0.0	0	0	0	0	0	0	0	0	0	0	
Oct 30	Ind	W	p	2	2	0	1.0	8.0	3	0	0	0	0	1	0	0	0	0	
Nov 6	Cin	L	p	2	1	1	0.0	0.0	2	0	0	0	0	0	0	0	0	0	
Nov 13	@ Car	W	p	2	1	1	0.0	0.0	0	1	0	0	0	0	1	0	0	0	
Nov 20	@ Atl	L	S	2	1	1	0.0	0.0	0	0	0	0	0	0	0	0	0	0	
Nov 27	TB	W	p	1	0	1	0.0	0.0	2	0	0	0	0	0	0	0	1	0	
Dec 4	@ Buf	W	p	1	1	0	1.0	6.0	0	0	0	0	0	0	0	1	0	0	
Dec 11	NO	L	p	3	2	1	2.0	14.0	1	0	0	0	0	0	0	0	0	0	
Dec 18	@ Ind	L	p	1	0	1	0.0	0.0	0	0	0	0	0	0	0	0	0	0	
Dec 24	Jax	W	p	2	1	1	1.0	11.0	0	0	0	0	0	0	0	0	0	0	
Jan 1	@ Hou	W	p	3	0	3	0.0	0.0	1	0	0	0	0	0	0	0	0	0	
<b>Totals</b>				<b>9-7</b>	<b>16/1</b>	<b>32</b>	<b>18</b>	<b>14</b>	<b>7.0</b>	<b>50.0</b>	<b>10</b>	<b>2</b>	<b>0</b>	<b>4</b>	<b>2</b>	<b>0</b>	<b>4</b>	<b>2</b>	<b>0</b>

## KARL KLUG'S NFL STATISTICS

REGULAR SEASON		TACKLES									INTERCEPTIONS					FUMBLES			
Year	Team	GP	GS	Tot	Solo	Asst	Sk	Yds	QBP	TFL	No	Yds	Lg	TD	PD	FF	FR	Yds	SpT
2011	Tennessee	16	1	32	18	14	7.0	50.0	10	2	0	0	0	0	4	2	0	0	0
<b>NFL Totals</b>		<b>16</b>	<b>1</b>	<b>32</b>	<b>18</b>	<b>14</b>	<b>7.0</b>	<b>50.0</b>	<b>10</b>	<b>2</b>	<b>0</b>	<b>0</b>	<b>0</b>	<b>0</b>	<b>4</b>	<b>2</b>	<b>0</b>	<b>0</b>	<b>0</b>

**Single-Game Highs**

Tackles - 4 at Jacksonville (9/11/11)  
 Sacks - 2 vs. New Orleans (12/11/11)  
 Tackles For Loss - 1 (Twice, last at Carolina 11/13/11)

Forced Fumbles - 2 vs. Baltimore (9/18/11)

70



## TROY KROPOG

TACKLE/GUARD • 6'6" • 308 lbs • COLLEGE: TULANE  
 ACQUIRED: 4TH ROUND - 2009 • NFL EXP. (NFL/TITANS): 3/3  
 HOMETOWN: METAIRIE, LA.  
 GAMES PLAYED/GAMES STARTED: 6/0 (PLAYOFFS: 0/0)



**PRO:** Troy Kropog is a quick, agile offensive lineman that possesses good size and a strong work ethic. The 6-foot-6-inch, 308-pounder has the ability to play both tackle and guard in the NFL and will compete for a top reserve role on the Titans' offensive front.

### TITANS TIDBITS:

- Kropog is a long-time friend of current Chicago Bears safety Craig Steltz. The two of them grew up playing football together from the age of 10 until they went their separate ways to college.
- Kropog spent two months prior to the NFL Combine at D1 Sports Training in Franklin, Tenn.
- Kropog and his family used to vacation in Gatlinburg, Tenn., during his childhood. His family was introduced to the area when he 11 years old, after Kropog played in a youth all-star game during Thanksgiving weekend. The family enjoyed the area so much that they made Gatlinburg an annual destination spot for the next five to six years.

### CAREER TRANSACTIONS:

- A native of Metairie, La., Kropog was selected by the Titans in the fourth round (135th overall) of the 2009 NFL Draft.
- Waived by the Titans on Sept. 10, 2011 and signed to the team's practice squad on Sept. 14, 2011.
- Signed by the Titans as a free agent on Jan. 2, 2012.

### SEASON RECAPS:

**2011 (0/0):** Spent the entire season on the team's practice squad after being released on Sept. 10, 2011.

**2010 (5/0):** Appeared in the first five games of the season as a reserve on special teams. Was inactive for the final 11 contests.

**2009 (1/0):** Spent his entire rookie season on the 53-man roster but saw action as a reserve in just one contest. Was inactive for 13 games and did not play in two games.

- At San Francisco (11/8), made his NFL debut as a reserve on special teams in the Titans' 34-27 victory.

### COLLEGE:

- A three-year starter at left tackle at Tulane, Kropog started 36 career games and his blocking consistency grade of 84.9 percent as a starter was the best of any down lineman in the Conference USA ranks during his career.
- As a senior (2008), was named second-team All-American and first-team All-Conference USA by The NFL Draft Report. Also received second-team Conference USA midseason accolades from The Sporting News. One of the team's offensive captains, he started all 12 games at left tackle and led the conference with an 87.33 percent grade for blocking consistency while also pacing the league with 14 touchdown resulting blocks.
- As a junior (2007), named an All-Conference USA second-team selection by The NFL Draft Report and earned honorable mention from the league's media and coaches. Started 10 games at left tackle and registered 89 knockdowns, producing 15 blocks down field and 18 other blocks that resulted in Green Wave touchdowns, grading 87.18 percent for blocking consistency.
- As a sophomore (2006), took over left tackle duties, starting all 12 games. Was a part of a unit that saw the offense average 338.7 yards per game. Delivered 73 individual knockdowns, including six touchdown resulting

blocks and eight blocks down field.

- As a redshirt freshman (2005), appeared in the team's first eight games, playing mostly as a reserve left offensive tackle. Was pressed into starting duty on the right side against Houston and Marshall. Finished with 28 knockdowns and three touchdown-resulting blocks while participating in 304 plays. Against Houston, recorded an assisted tackle during a brief appearance on defense.
- As a freshman (2004), was redshirted for the season and saw action on the scout team. Originally joined the team as a 260-pound freshman, but added over 25 pounds to his frame in the offseason prior to the 2005 campaign.
- Majored in humanities at Tulane.

### PERSONAL:

- Single, splits time between Nashville and Metairie, La.
- Attended Archbishop Rummel (Metairie, La.) High School and was a two-year starter at left tackle.
- Member of the prestigious Clarion-Herald Elite Catholic Schools squad, adding All-District 10 first-team honors as a senior. Led the team to the 2003 Class 5A District 10 championship and a berth in the state quarterfinals.
- In 2002, he helped Rummel advance to the state semifinals after taking the district crown. The team also captured the district title in 2001.
- In addition to football, he also lettered in track, where he was a state finalist in the shot put his junior year after winning the district title and finishing second in the regionals.
- Selected as a two-time Beta Honor Roll recipient and was a member of the 2003 All-State Academic squad. Listed in the "Who's Who Among American High School Students" for 2002-03.
- List of favorites: (movie) "Big Trouble in Little China"; (TV show) "It's Always Sunny in Philadelphia"; (actor) Kurt Russell; (music artist/group) Rise Against; (school subject) literature; (car) Ford Shelby GT 500; (author) Orson Scott Card; (video game) SOCOM; (sports hero) discus thrower Brian "The Big O" Oldfield; and (food) steak.
- Born Troy Michael Kropog on July 31, 1986 in Metairie, La.

## TROY KROPOG'S NFL STATISTICS

### REGULAR SEASON

Year	Team	GP	GS
2009	Tennessee	1	0
2010	Tennessee	5	0
2011	Tennessee	0	0
<b>NFL Totals</b>		<b>6</b>	<b>0</b>

10



## JAKE LOCKER

QUARTERBACK • 6'3" • 234 lbs • COLLEGE: WASHINGTON  
 ACQUIRED: 1ST ROUND - 2011 • NFL EXP. (NFL/TITANS): 2/2  
 HOMETOWN: FERNDAL, WASH.  
 GAMES PLAYED/GAMES STARTED: 5/0 (PLAYOFFS: 0/0)



**PRO:** The Titans used their 2011 first-round selection on Washington signal caller Jake Locker. Locker possesses the toughness, competitiveness and the pure athletic ability to succeed at the pro level. As a rookie in 2011, he appeared in five games as a reserve and completed 34 of 66 passes for 542 yards with four touchdowns and no interceptions. A hardworking, grounded leader on and off the field, Locker has excellent arm strength and his athleticism allows him to excel outside the pocket. The Titans will rely on his leadership skills and football intangibles to solidify the future of the club's quarterback position.

### CAREER HIGHLIGHTS:

- In 2011, Locker appeared in five games as a reserve and completed 34 of 66 passes for 542 yards with four touchdowns and no interceptions. Rushed the ball eight times for 56 yards and a touchdown.
- Locker's 282 passing yards against New Orleans (12/11/11) rank second in franchise history by a rookie quarterback and the most since the Oilers' inaugural 1960 season (Jacky Lee - 331 yards at Boston Patriots, 11/25/60).
- As a senior at Washington in 2010, completed 184 of 332 passes for 2,265 yards with 17 touchdowns. Averaged a 0-12 season in 2008, by leading the Huskies to a bowl game for the first time since 2002.
- Connected on a career-best 230 of 395 passes for 2,800 yards with 21 touchdowns as a junior in 2009. Earned All-Pac-10 honorable mention and was a semifinalist for the Davey O'Brien Quarterback Award.
- Selected All-Pac-10 honorable mention and named the league's Freshman of the Year in 2007. Totaled 3,048 yards on 500 offensive touches, as he was responsible for 27 touchdowns.

### TITANS TIDBITS:

- Locker hosted his first football camp on June 16-17, 2012 at Battle Ground Academy in Nashville.
- Locker was very involved with charitable endeavors while at Washington and volunteered a lot of his time at local children's hospitals. He started a foundation with teammates called "Touchdowns for Kids" that benefitted youth hospitals.
- Locker was an outstanding baseball player in high school. He was originally selected in the 40th round by the Los Angeles Angels as a senior in 2006 coming out of Ferndale High School and the organization again tabbed him in the 10th round of the 2009 draft to play centerfield in their minor league system. Locker actually returned to Washington as a walk-on for his senior campaign, as the Angels paid his scholarship costs during the fall 2010 semester.
- Locker played outfield for the Bellingham Bells of the West Coast Collegiate Baseball League in 2008, where he was named by Baseball America as the league's top prospect. After suffering an offseason injury, he played in just 10 games, hitting .273 with one home run before returning to Washington for 2008 football fall camp. An anonymous baseball scout quoted in Baseball America said Locker "could be a potential Hall of Famer."
- In 2010, Locker's hometown of Ferndale declared the day of its annual Old Settlers Picnic to be "Jake Locker Day."
- Of all the impressive tailgate parties that take place before and after University of Washington football games, one of the most formidable the last few years was held by the "Ferndawgs," a passionate group of family and friends from Ferndale who cheered at every home game Locker played. While the Ferndawgs drape themselves in Washington purple and gold, very few of them attended the university.

### CAREER TRANSACTIONS:

- The Ferndale, Wash., native was selected by the Titans in the first round (eighth overall) in the 2011 NFL Draft.

### SEASON RECAPS:

**2011 (5/0):** As a rookie, appeared in five games as a reserve and completed 34 of 66 passes for 542 yards with four touchdowns and no interceptions. Rushed the ball eight times for 56 yards and a touchdown. Made his NFL debut as a reserve at Cleveland (10/2/11). Did not play as the backup quarterback in 11 games. Notched his first career NFL completion on a 12-yard pass to Lavelle Hawkins against Houston (10/23/11). Posted his first career NFL touchdown pass with a 40-yard connection to Nate Washington at Atlanta (11/20/11). His 282 passing yards against New Orleans (12/11/11) rank second in franchise history by a rookie quarterback and the most since the Oilers' inaugural 1960 season (Jacky Lee - 331 yards at Boston Patriots, 11/25/60). Led the team in rushing yards once in 2011 (vs. NO).

- At Cleveland (10/2), made his NFL debut by replacing Matt Hasselbeck for the team's final possession in the fourth quarter. Threw an incompleton on his only pass attempt.
- Against Houston (10/23), entered the game for the final two drives in the fourth quarter and completed his only pass for 12 yards. Posted his first career NFL completion on a 12-yard pass to Lavelle Hawkins.
- At Atlanta (11/20), entered the game late in the third quarter after Matt Hasselbeck left with an injury. Completed nine of 19 passes for 140 yards with two touchdowns. Cut the Falcons' lead to 23-10 with his first career NFL touchdown pass on a 40-yard strike to Nate Washington on third-and-two late in the third quarter. Converted a third-and-10 with an 11-yard scramble during the Titans' touchdown drive in the fourth quarter. Connected with Jared Cook for a 22-yard pass on fourth-and-17 during the touchdown drive late in the final quarter. Found Lavelle Hawkins down the left sideline for a 32-yard pass during the scoring drive. Made it a one possession game with a four-yard touchdown pass to Washington.
- Against New Orleans (12/11), entered the game early in the second quarter when Matt Hasselbeck left the contest with an injury and didn't return. Completed 13 of 29 passes for 282 yards with a touchdown. Rushed six times for 36 yards with a rushing score. His 282 passing yards rank second in franchise history by a rookie quarterback and the most since the Oilers' inaugural 1960 season (Jacky Lee - 331 yards at Boston Patriots, 11/25/60). Kickstarted the Titans' first scoring drive with a 31-yard pass to Craig Stevens in the second quarter. Hooked up with Damian Williams for a 54-yard catch-and-run reception in the third quarter. Gave the Titans a 10-9 lead by avoiding defenders and extending the ball over the goalline for a six-yard touchdown run in the third stanza. Scrambled up the middle for a 17-yard gain in the fourth quarter. Cut the Saints lead to 22-17 with a 40-yard touchdown bomb to Nate Washington with 5:58 remaining in the fourth quarter. Connected with Washington for a 40-yard pass down to the Saints' five-yard with less than a minute remaining in the game.
- At Indianapolis (12/18), entered the game with a little more than six minutes remaining in the fourth quarter and completed 11 of 16 passes for 108 yards with a touchdown. Extended a Titans' touchdown drive with a nine-yard toss to Jared Cook on third-and-one in the fourth quarter. Found Nate Washington for a seven-yard touchdown pass with 3:43 left to play in the game.

### COLLEGE:

- In four seasons at Washington, Locker started 40 games, completing 619 of 1,148 passes for 7,639 yards with 53 touchdowns and 35 interceptions,

holding a career passer rating of 119.1. He rushed the ball 454 times for 1,939 yards (4.3 avg.) with 29 touchdowns. Locker amassed 9,578 yards in total offense on 1,602 plays (6.0 avg.), averaging 239.45 yards per game. Ended his Huskies' career at or near the top of most of the school's passing and quarterback rushing charts, holding the school record for season (986 in 2007) and career (1,939) rushing yards by a quarterback. His 29 career rushing touchdowns ranked No. 3 all-time (all positions). Ranked No. 2 all-time in career passing yards with 7,639 yards and also ranks second in career attempts (1,148), completions (619) and touchdown passes (53). Was responsible for 496 career points (touchdowns rushed and passed for), second-most in UW history (only eight points behind Cody Pickett's record). As far as total offense goes, ranked No. 2 in career yards (9,578), attempts (1,601) and yards per game (239.5).

- As a senior (2010), started 12 of 13 games at quarterback, missing the Oregon game due to a broken rib, which was initially injured in the Oregon State game. Completed 184 of 332 passes for 2,265 yards with 17 touchdowns and nine interceptions. Carried the ball 114 times for 385 yards and six rushing touchdowns. Earned honorable mention All-Pac-10. Named team captain for the second straight season and won the team's Guy Flaherty Most Inspirational Award at the postseason banquet. Became just the fourth player in the 103-year history of the award to win it twice.

- As a junior (2009), earned All-Pac-10 honorable mention and was a semifinalist for the Davey O'Brien Quarterback Award. Member of Watch Lists for the Maxwell Award, presented annually to the most outstanding collegiate football player in America, and the Manning Award, recognizing the nation's most outstanding quarterback. Recipient of the Guy Flaherty Most Inspirational Award, Washington's oldest and most prestigious team honor. Served as a team captain, starting all 12 games, as he completed a career-best 230 of 395 passes for 2,800 yards with 21 touchdowns and 11 interceptions. Carried the ball 112 times for 388 yards (3.5 avg.) and seven scores. On 507 offensive plays, he totaled 3,188 yards and was responsible for 28 touchdowns. His pass attempts rank fourth in school history behind Cody Pickett (612 in 2002, 454 in 2003) and Cary Conklin (404, 1989).

- As a sophomore (2008), named to the preseason watch lists for the Maxwell Award, presented annually to the most outstanding collegiate football player, and the Manning Award, recognizing the nation's most outstanding quarterback. Started the first four games of the season before breaking his thumb against Stanford. Completed 50 of 93 passes attempted for 512 yards and one touchdown. Carried the ball 56 times for 180 yards (3.2 avg.) and three touchdowns. Gained 692 yards in total offense on 149 plays.

- As a freshman (2007), selected All-Pac-10 honorable mention and named the league's Freshman of the Year. Named first-team redshirt freshman All-American choice by collegesportsreport.com and second-team pick by Rivals.com. Received the Travis Spring Most Outstanding Freshman Award for offense at the team's postseason awards banquet. Started every game but one and gained 2,062 yards with 14 touchdowns and 15 interceptions on 155 of 328 passes. Added 986 rushing yards with 13 more scores on a career-best 172 carries (5.7 avg.). Totaled 3,048 yards on 500 offensive touches, as he was responsible for 27 touchdowns. Set a school record for passing yards by a freshman with his 2,062 yards and 155 completions. Set another Huskies record for touchdown passes by a freshman with 14 and tied for 13th among all quarterbacks on the single-season record list. Set a school record for rushing attempts by a quarterback with 172 and set Pac-10 and UW records for rushing yards by a freshman quarterback with 986. That total also set school season records for rushing yards by a freshman and rushing yards by a quarterback and ranks 14th on the single-season record list. Set a school record for longest pass play with a 98-yard touchdown to Marcel Reece against Arizona. Also threw an 83-yard touchdown to Anthony Russo against Oregon, the sixth-longest pass play in school history. Was an Academic All-Pac-10 honorable mention in 2007.

- As a redshirt freshman (2006), quarterbacked the Washington service team. Dressed for all 12 games but didn't see game action. Won the team's Pepsi Player of the Week Award for his work on the service team leading up to games vs. Fresno State, Arizona and Washington State.

- Was a History major at Washington.

#### PERSONAL:

- Married to Lauren and the couple splits time between Nashville and Ferndale, Wash.

- Attended Ferndale (Wash.) High School, playing football for head coach Vic Randall and led the Golden Eagles to a 37-4 overall record in three

years as a starting quarterback. Also started at cornerback in his first prep year before moving to safety, becoming the first freshman to start in Randall's 21-year career as head coach.

- One of four Seattle Times "Blue Chip" recruits, ranking fifth nationally at quarterback and first in the West, by Prep Star. Ranked 85th in Scout.com's National "Hot 100" squad. Given a four-star rating by Rivals.com, as that recruiting service listed him as the fourth dual-threat quarterback in the nation, the 68th prospect in the country and the third-best recruit in the state of Washington. Ranked fifth nationally at quarterback and first in the West by Prep Star.

- As a senior, led his team to a 14-0 record and a state title in 2005, throwing for 1,603 yards and 25 touchdowns with only three interceptions. An excellent running quarterback, he also rushed for 1,339 yards and 24 scores during his senior year, earning first-team All-American honors from Parade and EA Sports. That year, he was also named the Class 3A state Player of the Year by the Associated Press and Seattle Times, adding first-team All-State honors from both organizations. In the 2005 Washington 3A state title game, he had four touchdowns and 272 total yards in a 47-12 win over Prosser High School. Helped Ferndale to a seventh place ranking in USA Today's final West Region rankings, and the team ranked 12th in MaxPreps.com's final national rankings.

- As a junior, passed for 1,314 yards and 16 touchdowns while rushing for 987 yards and 15 scores in 2004, leading Ferndale to a 13-2 record and a Washington 3A state runner-up finish. In the state title game, the Golden Eagles fell to nationally-ranked prep powerhouse Bellevue, 31-28. Named first-team All-State by the Associated Press that season, adding All-State accolades as a pitcher and outfielder for the school's baseball team.

- As a sophomore, he threw for 713 yards with nine touchdowns, while running for 478 yards and three scores after taking over as the starting quarterback in the Golden Eagles' "Wing-T" offense, leading the team to a 10-2 record. Also moved to safety on defense, as Locker directed Ferndale to the second round of the 3A state playoffs before the team lost to O'Dea High, 31-0.

- Was also a standout pitcher and outfielder on the baseball diamond, as he was named the 3A State Player of the Year in 2006.

- Selected in the 40th round of the 2006 Major League Baseball Draft by the Los Angeles Angels of Anaheim. The Angels again selected him in the 10th round of the 2009 draft as an outfielder, signing him to a six-year contract that included a \$300,000 signing bonus.

- Father, Scott, and uncles, Mike, John and Patrick all played football at Western Washington University, where Patrick still holds the career total yardage record. Patrick, the Player of the Century at Western Washington after gaining 4,049 yards in his career, was introduced by Jake during his induction into the Pacific Northwest Football Hall of Fame in 2008.

- Has two sisters, Alyssa and Erika and his cousin, Casey, is currently a safety on the Washington State football team. Another cousin, Brady, was a teammate on the Bellingham Bells baseball team.

- List of favorites: (movie) "Dumb and Dumber"; (TV show) "Friends"; (actor) Mark Wahlberg; (music artist) Justin Moore; (school subject) History; (vehicle) "My Chevy truck"; (video game) NCAA Football; (food) steak and potatoes; (sports hero) Peyton Manning, Bo Jackson and most of the people my dad rooted for; (book) The playbook and (sports team as a child) Seattle Mariners and Seattle Seahawks.

- Born Jacob Cooper Locker on June 15, 1988 in Bellingham, Wash.

## JAKE LOCKER'S GAME-BY-GAME

2011 Tennessee Titans				PASSING											RUSHING				
Date	Opp	W/L	P/S	Att	Cmp	Pct	Yds	Yds/Att	TD	Int	Lg	Sk	Lst	Rating	Att	Yds	Avg	Lg	TD
Sept 11	@ Jax	L	DNP																
Sept 18	Balt	W	DNP																
Sept 25	Den	W	DNP																
Oct 2	@ Cle	W	p	1	0	0.0	0	0.0	0	0	-	0	0	39.6	0	0	-	0	0
Oct 9	@ Pit	L	DNP																
Oct 23	Hou	L	p	1	1	100.0	12	12.0	0	0	12	1	9	116.7	0	0	-	0	0
Oct 30	Ind	W	DNP																
Nov 6	Cin	L	DNP																
Nov 13	@ Car	W	DNP																
Nov 20	@ Atl	L	p	19	9	47.4	140	7.4	2	0	40t	1	7	107.3	1	11	11.0	11	0
Nov 27	TB	W	DNP																
Dec 4	@ Buf	W	DNP																
Dec 11	NO	L	p	29	13	44.8	282	9.7	1	0	54	2	12	91.5	6	36	6.0	17	1
Dec 18	@ Ind	L	p	16	11	68.8	108	6.8	1	0	15	1	9	108.3	1	9	9.0	9	0
Dec 24	Jax	W	DNP																
Jan 1	@ Hou	W	DNP																
<b>Totals</b>		<b>9-7</b>	<b>5/0</b>	<b>66</b>	<b>34</b>	<b>51.5</b>	<b>542</b>	<b>8.2</b>	<b>4</b>	<b>0</b>	<b>54</b>	<b>5</b>	<b>37</b>	<b>99.4</b>	<b>8</b>	<b>56</b>	<b>7.0</b>	<b>17</b>	<b>1</b>

## JAKE LOCKER'S NFL STATISTICS

REGULAR SEASON			PASSING											RUSHING				
Year	Team	GP/GS	Att	Cmp	Pct	Yds	Yd/Att	TD	INT	Lg	Sk	Yds	Rat	Att	Yds	Avg	Lg	TD
2011	Tenn.	5/0	66	34	51.5	542	8.2	4	0	54	5	37	99.4	8	56	7.0	17	1
<b>NFL Totals</b>		<b>5/0</b>	<b>66</b>	<b>34</b>	<b>51.5</b>	<b>542</b>	<b>8.2</b>	<b>4</b>	<b>0</b>	<b>54</b>	<b>5</b>	<b>37</b>	<b>99.4</b>	<b>8</b>	<b>56</b>	<b>7.0</b>	<b>17</b>	<b>1</b>

Career record as starter: 0-0 (.000)

### Single-Game Highs

Attempts - 29 vs. New Orleans (12/11/11)

Completions - 13 vs. New Orleans (12/11/11)

Passing Yards - 282 vs. New Orleans (12/11/11)

Touchdown Passes - 2 at Atlanta (11/20/11)

Long Completion - 54 vs. New Orleans (12/11/11)

Rushes - 6 vs. New Orleans (12/11/11)


Rushing Yards - 36 vs. New Orleans (12/11/11)

Long Rush - 17 vs. New Orleans (12/11/11)

Rushing Touchdown - 1 vs. New Orleans (12/11/11)



50



## KEVIN MALAST

LINEBACKER • 6'2" • 235 lbs • COLLEGE: RUTGERS  
 ACQUIRED: FREE AGENT - 2011 • NFL EXP. (NFL/TITANS): 1/1  
 HOMETOWN: MANCHESTER, N.J.  
 GAMES PLAYED/GAMES STARTED: 3/0 (PLAYOFFS: 0/0)



**PRO:** Kevin Malast was re-signed on Dec. 13, 2011 to provide depth as a special teams contributor and reserve linebacker. He originally joined the Titans on a future contract at the end of the 2010 campaign and was released by the team during the 2011 training camp. The former undrafted free agent from Rutgers spent two training camps with the Chicago Bears (2009 and 2010) but was released each time in the final roster cutdown.

### TITANS TIDBITS:

- While awaiting his next football opportunity after being released by the Titans at the end of the 2011 training camp, Malast served as a strength and conditioning assistant in the Rutgers University athletic department for nearly three months. Malast signed with the Jacksonville Jaguars' practice squad on Dec. 6, 2011 before joining the Titans' 53-man roster a week later.

### CAREER TRANSACTIONS:

- The Manchester, N.J., native was originally signed by the Chicago Bears as a rookie free agent on April 27, 2009.
- Waived by the Bears on Sept. 5, 2009.
- Signed by the Bears to the team's practice squad on Dec. 2, 2009.
- Re-signed by the Bears as a free agent on Jan. 4, 2010.
- Waived by the Bears on Sept. 4, 2010.
- Signed by the Titans on Jan. 7, 2011 and waived on Aug. 29, 2011.
- Signed by the Jacksonville Jaguars to the team's practice squad on Dec. 6, 2011.
- Signed by the Titans as a free agent from the Jaguars' practice squad on Dec. 13, 2011.

### SEASON RECAPS:

**2011 (3/0 - Tennessee):** Appeared in three games as a reserve and collected two special teams tackles. Signed by the Titans as a free agent from the Jacksonville Jaguars' practice squad on Dec. 13, 2011. Played in his first career NFL game at Indianapolis (12/18/11). Tied for the team lead in special teams tackles once in 2011 (at HST).

- At Indianapolis (12/18), saw action as a reserve on special teams in his first career NFL contest.
- Against Jacksonville (12/24), posted a solo special teams tackle on coverage units.

- At Houston (1/1), tied for the team lead with a special teams tackle on coverage units.

**2010:** Was out of football after being waived by the Chicago Bears in the final roster cutdown of the preseason.

**2009 (0/0 - Chicago):** Spent the final five weeks of the season on the Bears' practice squad.

### COLLEGE:

- Malast was a four-year letterwinner and two-year starter at Rutgers University (2005-08), where he finished his career with 207 tackles, 15.5 tackles for loss, three sacks, six passes defended, one interception, one forced fumble and one fumble recovery.
- As a senior, elected team captain and led the team with 101 tackles in 13 starts. Ranked fourth in the Big East in tackles per game (7.8 avg). Added 6.5 tackles for loss, a half sack, one interception and two passes defended.
- As a junior, started all 13 games and finished second on the team with 92 tackles. Ranked fourth on the team with 7.5 tackles for loss and added 2.5 sacks, four passes defended, one forced fumble and one fumble recovery.
- As a sophomore, played in all 13 games, posting 10 tackles and 1.5 tackles for loss.
- As a freshman, saw action in the final six games of the season, mostly on special teams, and tallied four tackles.

### PERSONAL:

- Attended Manchester (N.J.) High School, where he played both linebacker and tailback. Was a three-time first-team All-Conference selection and first-team All-County honoree. Named team MVP as a junior and senior.
- Also played baseball and wrestled at Manchester, reaching the state tournament in wrestling as a junior.
- Brothers Bill (New Hampshire) and Brian (VMI) played college football.
- Born Kevin Malast on June 6, 1986 in Manchester, N.J.

## KEVIN MALAST'S GAME-BY-GAME

2011 Tennessee Titans

Date	Opp	W/L	P/S	Tot	Solo	Asst	Sk	- Yds	QBP	TFL	Int	- Yds	-TD	PD	FF	FR	- Yds	SpT
Dec 18	@ Ind	L	p	0	0	0	0.0	0.0	0	0	0	0	0	0	0	0	0	0
Dec 24	Jax	W	p	0	0	0	0.0	0.0	0	0	0	0	0	0	0	0	0	1
Jan 1	@ Hou	W	p	0	0	0	0.0	0.0	0	0	0	0	0	0	0	0	0	1
<b>Totals</b>				<b>2-1</b>	<b>3/0</b>	<b>0</b>	<b>0.0</b>	<b>0.0</b>	<b>0</b>	<b>0</b>	<b>0</b>	<b>0</b>	<b>0</b>	<b>0</b>	<b>0</b>	<b>0</b>	<b>0</b>	<b>2</b>

## KEVIN MALAST'S NFL STATISTICS

REGULAR SEASON		TACKLES								INTERCEPTIONS					FUMBLES				
Year	Team	GP	GS	Tot	Solo	Asst	Sk	Yds	QBP	TFL	No	Yds	Lg	TD	PD	FF	FR	Yds	SpT
2011	Tennessee	3	0	0	0	0	0.0	0.0	0	0	0	0	0	0	0	0	0	0	2
<b>NFL Totals</b>		<b>3</b>	<b>0</b>	<b>0</b>	<b>0</b>	<b>0</b>	<b>0.0</b>	<b>0.0</b>	<b>0</b>	<b>0</b>	<b>0</b>	<b>0</b>	<b>0</b>	<b>0</b>	<b>0</b>	<b>0</b>	<b>0</b>	<b>0</b>	<b>2</b>

### Single-Game Highs

Special Team Tackles - 1 (Twice, last at Houston 1/1/12)

83



## MARC MARIANI

WIDE RECEIVER • 6'1" • 190 lbs • COLLEGE: MONTANA  
 ACQUIRED: D7a - 2010 • NFL EXP. (NFL/TITANS): 3/3  
 HOMETOWN: HAVRE, MONT.  
 GAMES PLAYED/GAMES STARTED: 32/0 (PLAYOFFS: 0/0)



PRO BOWLS



2010

**PRO:** The Titans used their first of two seventh-round selections in 2010 on Montana wide receiver Marc Mariani, a shifty route runner that excels in the slot and in the return game. The former walk-on at Montana made an immediate impact as a rookie returner in 2010, earning Pro Bowl honors after finishing second in the AFC and fourth in the NFL with a 12.2-yard punt return avg. and finishing fourth in the AFC with 25.5-yard kickoff return avg. Mariani set the franchise record for most combined return yards on punts and kickoffs and became the second Titans/Oilers player to record a punt return touchdown and kickoff return touchdown in the same regular season.

### CAREER HIGHLIGHTS:

- In 2011, appeared in all 16 games as a reserve, ranking seventh in the AFC with a 10.7 punt return avg. and finishing eighth in the AFC with a 23.4 kickoff return avg.
- As a rookie in 2010, named to the Pro Bowl as a return specialist. Finished second in the AFC and fourth in the NFL with a 12.2-yard punt return avg., while finishing fourth in the AFC with 25.5-yard kickoff return avg.
- Set the franchise record for the most total return yards on punts and kickoffs in franchise history with 1,859 yards. His 2010 total exceeded Derrick Mason's previous record of 1,794 yards in 2000.
- Became the second Titans/Oilers player to record a punt return touchdown and kickoff return touchdown in the same regular season. Billy Johnson did it in both 1975 and 1977.

### TITANS TIDBITS:

- Mariani has overcome a great deal of adversity to make it to the NFL. He was a non-preferred walk-on at Division I-AA Montana before working his way up the Grizzlies' depth chart and finally earning a scholarship as a junior.
- Mariani thought he was the victim of a practical joke when the Titans called to inform him that he was drafted. The former Montana teammate of then Titans Coach Jeff Fisher's son, Brandon, had been on the phone back and forth with his buddy all day. Just before the Titans were scheduled to pick in the seventh round, he got another call from Brandon. He was in the draft room at Baptist Sports Park and Mariani was a Titan.

### CAREER TRANSACTIONS:

- The Havre, Mont., native was selected by the Titans with their first of two picks in the seventh round (222nd overall) of the 2010 NFL Draft.

### SEASON RECAPS:

**2011 (16/0):** Appeared in all 16 games as a reserve, ranking seventh in the AFC with a 10.7 punt return avg. and finishing eighth in the AFC with a 23.4 kickoff return avg. Caught five passes for 24 yards and added one rush for four yards. Registered his first career NFL reception on a four-yard pass from Matt Hasselbeck against Baltimore (9/18/11). Tied for the team lead in special teams tackles twice in 2011 (at PIT, at HST). Named AFC Special Teams Player of the Week after posting his second career punt return for a touchdown with a 79-yarder at Carolina (11/13/11).

- Against Baltimore (9/18), saw action as a reserve wide receiver and return specialist. Grabbed two receptions for nine yards. Returned three punts for 17 yards. Registered his first career NFL reception on a four-yard pass from Matt Hasselbeck in the third quarter.
- At Pittsburgh (10/9), grabbed one reception for five yards as a reserve wide receiver. Returned three kickoffs for 93 yards and one punt for 10 yards. Brought back a kickoff 42 yards to the Tennessee 43-yard line in the second quarter. Tied for the team lead with a solo special teams tackle.

- At Carolina (11/13), named AFC Special Teams Player of the Week after returning a career-high six punts for 103 yards with a touchdown. Gave the Titans a 7-0 lead with a 79-yard punt return for a touchdown with 13:56 remaining in the first quarter.
- Against Tampa Bay (11/27), returned four kickoffs for 83 yards and a punt for three yards as a return specialist. Returned a kickoff 16 yards before handing the ball off to Tommie Campbell who raced 84 yards for a touchdown with 7:47 remaining in the first quarter.
- At Buffalo (12/4), returned three punts for 72 yards and one kickoff for 21 yards. Had three punt returns of more than 22 yards. Helped set up the Titans' first scoring drive with a 22-yard punt return to the Bills' 44-yard line in the first quarter. Returned a punt 26 yards late in the second quarter. Gave the Titans good field position by returning a punt 24 yards to the Titans' 44-yard line in the third quarter.
- Against New Orleans (12/11), returned five kickoffs for 121 yards and four punts for 34 yards. Gave the Titans good field position with a 30-yard kickoff return to the Tennessee 35-yard line in the final stanza.
- Against Jacksonville (12/24), tied a career-high with six punt returns for 44 yards. Brought back four kickoffs for 90 yards. Posted a special teams tackle on coverage units.

**2010 (16/0):** Named to the Pro Bowl as a return specialist. Appeared in all 16 games and finished second in the AFC and fourth in the NFL with a 12.2-yard punt return avg. Finished fourth in the AFC with 25.5-yard kickoff return avg. Set the Titans/Oilers single-season record with 1,859 total return yards and 1,530 kickoff return yards in 2010. Tied for the team lead in special teams tackles once in 2010 (vs. JAX). Collected his first career touchdown with a 98-yard kickoff return against Denver (10/3/10). Named AFC Special Teams Player of the Week after posting an 87-yard punt return for a touchdown against Washington (11/21/10). Became the second Titans/Oilers player to record a punt return touchdown and kickoff return touchdown in the same regular season. Billy Johnson did it in both 1975 and 1977.

- Against Denver (10/3), returned six kickoffs for 187 yards with a touchdown and one punt for nine yards. Gave the Titans a 17-13 lead with a 98-yard kickoff return for a touchdown in the third quarter. He scored the team's first touchdown on a kickoff return since Derrick Mason at Cincinnati on Nov. 18, 2001.
- At Dallas (10/10), returned three kickoffs for 109 yards and fair caught one punt. Set up the Titans' winning touchdown with a 73-yard kickoff return to the Dallas 11-yard line late in the fourth quarter. Notched a special teams tackle on coverage units.
- At San Diego (10/31), returned seven kickoffs for 159 yards and one punt for 17 yards. Notched a solo tackle on special teams coverage units. Returned a punt 17 yards to the Titans' 26-yard line in the second quarter.
- Against Washington (11/21), named AFC Special Teams Player of the Week after returning three kickoffs for 82 yards and one punt for 87 yards and a touchdown. Gave the Titans a 7-0 lead with an 87-yard punt return for a touchdown with 8:18 remaining in the first quarter. It tied for the second-longest punt return for a touchdown in franchise history, equaling Billy Johnson's 87-yarder against Cleveland on Oct. 16, 1977.
- At Kansas City (12/26), returned five kickoffs for 98 yards and three punt returns for one yard. Set the Titans' single-season record for kickoff return yards with a 14-yard return in the first quarter. Returned the opening kickoff of the second half 38 yards to the Titans' 39-yard line.

### COLLEGE:

- Mariani ended his career as the most prolific receiver and all-purpose player in Montana history. He set school marks in career receiving yards

(3,018), receiving touchdowns (29), and career all-purpose yards (5,441). His 164 receptions and 200 career points rank him seventh in the Grizzlies' record book. Mariani also had three of the longest scoring plays in school history in his career: a 98-yard kickoff return, a 94-yard punt return, and an 84-yard reception.

- As a senior (2009), was a unanimous All-Big Sky pick at wide receiver and a second team selection as a return specialist. Led the second-ranked and 14-1 Grizzlies in receiving with 80 catches for 1,479 yards and 13 touchdowns. His 1,479 receiving yards set a single-season record at Montana. Led the conference with seven 100-yard receiving games and in multiple touchdown games receiving (four). Was named a first team All-American by the Associated Press, Walter Camp, and the Sports Network, and he was also selected to the College Sporting News "Fab 50." Returned 32 punts for 507 yards (15.8 avg.) with a touchdown.

- As a junior (2008), started all 16 games and caught 69 receptions for 1,308 yards with a career-best 15 touchdowns. Set a school record with 2,265 all-purpose yards, which is the fifth most in Big Sky Conference history. His 1,308 receiving yards and 15 touchdowns were the second most in a season at Montana. Led the Big Sky in punt returns, averaging 16.22 an attempt, which ranked him fourth in the nation. Was a first team All-Big Sky pick at both wide receiver and as a returner. He was named second team All-American by the Sports Network and an honorable mention pick on the College Sporting News' "Fab 50."

- As a sophomore (2007), saw action in 11 games with three starts and caught 15 passes for 231 yards with one touchdown. Led the Big Sky and was 11th in the FCS in punt returns (13.32-yard avg.). Was an honorable mention All-Big Sky selection as a returner.

- As a freshman (2006), played in all 14 games, mostly on special teams, and had eight tackles in that role. He did not have a reception as a receiver.
- Majored in Business at Montana.

**PERSONAL:**

- Splits time between Nashville and Havre, Mont.
- Attended Havre High School (Havre, Mont.) and earned 10 letters: three each in football and basketball and four in tennis.

- As a senior, had 48 receptions for 1,237 yards and 16 touchdowns while leading his team to a 12-0 record and the state "A" championship. Was named all-state at wide receiver and at safety as a senior. Also named Great Falls Tribune's "Super State" team at wide receiver.

- As a junior, garnered all-state honors at safety while leading his team to a 10-2 mark. Was named to the Great Falls Tribune's "Super State" team at safety as a junior as well.

- Participated in Montana's annual East-West Shrine Game.

- Was a three-time team MVP in tennis. His varsity tennis teams won four straight state and conference titles. Was a team captain his junior and his senior seasons.

- Also was a two-time captain in basketball in high school and was an all-

state selection as a senior point guard.

- As a senior at Montana, was the spokesman for the Griz for Kid Toy Drive.

- List of favorites: (movie) "Ironman"; (TV show) "Family Guy"; (actor) Johnny Depp; (music artist) local Montana band called The Clintons; (school subject) World trade and commerce class; (video game) Madden; (food) Italian; (sports hero) Jerry Rice and Brett Favre; and (sports team as a child) Chicago Bulls, Seattle Mariners and Green Bay Packers.

- Born Marc Steven Mariani on May 2, 1987 in Havre, Mont.

**MARC MARIANI'S GAME-BY-GAME**

2010 Tennessee Titans		PUNT RETURNS							KICKOFF RETURNS						
Date	Opp	W-L	GP / GS	No	FC	Yds	Avg	Lg	TD	No	Yds	Avg	Lg	TD	
Sept 12	Oak	W	p	3	0	21	7.0	12	0	3	70	23.3	28	0	
Sept 19	Pit	L	p	3	2	43	14.3	38	0	4	97	24.3	34	0	
Sept 26	@ NYG	W	p	0	0	0	-	0	0	3	74	24.7	45	0	
Oct 3	Den	L	p	1	3	9	9.0	9	0	6	187	31.2	98t	1	
Oct 10	@ Dal	W	p	0	1	0	-	0	0	3	109	36.3	73	0	
Oct 18	@ Jax	W	p	1	2	9	9.0	9	0	2	50	25.0	27	0	
Oct 24	Phi	W	p	4	1	43	10.8	20	0	0	0	-	0	0	
Oct 31	@ SD	L	p	1	1	17	17.0	17	0	7	159	22.7	36	0	
Nov 14	@ Mia	L	p	3	0	61	20.3	30	0	4	92	23.0	27	0	
Nov 21	Was	L	p	1	2	87	87.0	87t	1	3	82	27.3	30	0	
Nov 28	@ Hou	L	p	2	0	25	12.5	14	0	4	93	23.3	27	0	
Dec 5	Jax	L	p	1	0	4	4.0	4	0	2	37	18.5	19	0	
Dec 9	Ind	L	p	1	2	0	0.0	0	0	7	173	24.7	35	0	
Dec 19	Hou	W	p	1	0	2	2.0	2	0	3	90	30.0	34	0	
Dec 26	@ KC	L	p	3	1	1	0.3	1	0	5	98	19.6	38	0	
Jan 2	@ Ind	L	p	2	2	7	3.5	5	0	4	119	29.8	47	0	
<b>Totals</b>	<b>6-10</b>		<b>16/0</b>	<b>27</b>	<b>17</b>	<b>329</b>	<b>12.2</b>	<b>87t</b>	<b>1</b>	<b>60</b>	<b>1,530</b>	<b>25.5</b>	<b>98t</b>	<b>1</b>	

2011 Tennessee Titans		PUNT RETURNS							KICKOFF RETURNS						
Date	Opp	W-L	GP / GS	No	FC	Yds	Avg	Lg	TD	No	Yds	Avg	Lg	TD	
Sept 11	@ Jax	L	p	1	0	7	7.0	7	0	0	0	-	0	0	
Sept 18	Balt	W	p	3	0	17	5.7	7	0	0	0	-	0	0	
Sept 25	Den	W	p	4	1	21	5.3	12	0	0	0	-	0	0	
Oct 2	@ Cle	W	p	2	1	17	8.5	9	0	2	48	24.0	24	0	
Oct 9	@ Pit	L	p	1	0	10	10.0	10	0	3	93	31.0	42	0	
Oct 23	Hou	L	p	2	0	33	16.5	20	0	5	103	20.6	29	0	
Oct 30	Ind	W	p	2	3	39	19.5	26	0	0	0	-	0	0	
Nov 6	Cin	L	p	1	2	8	8.0	8	0	1	27	27.0	27	0	
Nov 13	@ Car	W	p	6	2	103	17.2	79t	1	0	0	-	0	0	
Nov 20	@ Atl	L	p	1	1	-1	-1.0	-1	0	5	139	27.8	49	0	
Nov 27	TB	W	p	1	1	3	3.0	3	0	4	83	20.8	25	0	
Dec 4	@ Buf	W	p	3	1	72	24.0	26	0	1	21	21.0	21	0	
Dec 11	NO	L	p	4	1	34	8.5	10	0	5	121	24.2	32	0	
Dec 18	@ Ind	L	p	5	1	40	8.0	20	0	1	0	0.0	0	0	
Dec 24	Jax	W	p	6	2	44	7.3	16	0	4	90	22.5	26	0	
Jan 1	@ Hou	W	p	4	2	43	10.8	19	0	1	23	23.0	23	0	
<b>Totals</b>			<b>9-7</b>	<b>16/0</b>	<b>46</b>	<b>18</b>	<b>490</b>	<b>10.7</b>	<b>79t</b>	<b>1</b>	<b>32</b>	<b>748</b>	<b>23.4</b>	<b>49</b>	<b>0</b>

## MARC MARIANI'S NFL STATISTICS

Year	Team	GP	GS	RECEIVING					RUSHING				
				No	Yds	Avg	Lg	TD	Att	Yds	Avg	Lg	TD
2010	Tennessee	16	0	0	0	0.0	0	0	0	0	0.0	0	0
2011	Tennessee	16	0	5	24	4.8	6	0	1	4	4.0	4	0
<b>NFL Totals</b>		<b>32</b>	<b>0</b>	<b>5</b>	<b>24</b>	<b>4.8</b>	<b>6</b>	<b>0</b>	<b>1</b>	<b>4</b>	<b>4.0</b>	<b>4</b>	<b>0</b>

Year	Team	PUNT RETURNS				KICKOFF RETURNS						
		No	FC	Yds	Avg	Lg	TD	No	Yds	Avg	Lg	TD
2010	Tennessee	27	17	329	12.2	87t	1	60	1,530	25.5	98t	1
2011	Tennessee	46	18	490	10.7	79t	1	32	748	23.4	49	0
<b>NFL Totals</b>		<b>73</b>	<b>35</b>	<b>819</b>	<b>11.2</b>	<b>87t</b>	<b>2</b>	<b>92</b>	<b>2,278</b>	<b>24.8</b>	<b>98t</b>	<b>1</b>

### Single-Game Highs

Receptions - 2 vs. Baltimore (9/18/11)  
 Receiving Yards - 9 vs. Baltimore (9/18/11)  
 Long Reception - 6 vs. Cincinnati (11/6/11)  
 Punt Returns - 6 (Twice, last vs. Jacksonville 12/24/11)  
 Punt Return Yards - 103 at Carolina (11/13/11)  
 Punt Return Long - 87t vs. Washington (11/21/10)  
 Punt Return Touchdown - 1 (Twice, last at Carolina 11/13/11)

Kickoff Returns - 7 (Twice, last vs. Indianapolis 12/9/10)  
 Kickoff Return Yards - 187 vs. Denver (10/3/10)  
 Kickoff Return Long - 98t vs. Denver (10/3/10)  
 Kickoff Touchdown - 1 vs. Denver (10/3/10)

### Additional Statistics

Special Teams Tackles - 5 (2010), 1 (2011)

94



## SEN'DERRICK MARKS

DEFENSIVE TACKLE • 6'2" • 294 lbs • COLLEGE: AUBURN  
 ACQUIRED: 2ND ROUND - 2009 • NFL EXP. (NFL/TITANS): 4/4  
 HOMETOWN: MOBILE, ALA.  
 GAMES PLAYED/GAMES STARTED: 37/12 (PLAYOFFS: 0/0)



**PRO:** Sen'Derrick Marks projects as one of the key members of a young and talented defensive line rotation as a seasoned veteran in his fourth season. His athletic prowess and ability to defend the run and pass made him worthy of a second-round draft choice in 2009. The 6-foot-2-inch, 294-pound defensive tackle was an important contributor in the interior defensive line rotation in his initial two seasons. Then in 2011, he set career highs with nine starts and 16 games played.

### CAREER HIGHLIGHTS:

- In 2011, Marks played in all 16 games for the first time and set a new career high with nine starts. He posted 44 tackles, a half sack, a career-high seven quarterback pressures, three tackles for loss, one pass defended and one forced fumble.
- In 2010, Marks played in 12 games and tallied 50 tackles, six quarterback pressures, five tackles for loss, one interception, three passes defended and one forced fumble.
- In 2009, Marks appeared in nine games as a rookie and posted 23 tackles, a sack, five quarterback pressures and a pass defended.
- He collected his first career sack by dropping Matt Hasselbeck for a seven-yard loss in the 2009 regular season finale against Seattle (1/3/10).

### TITANS TIDBITS:

- Marks' athleticism also translates to the hardwood. The 6-foot-2-inch, 294-pounder can dunk a basketball. Former Auburn head coach Tommy Tuberville saw him dunk in high school and offered him a football scholarship on the spot.
- Marks is the oldest of eight children, with the youngest being 12 years old. His siblings' names are Antranetta, Shamira, Ciera, DeAndre, Alexia, Kenneth Davis Jr. and Lakendra Davis. Most of his brothers and sisters have unique names which have no specific meaning to them. There is no specific meaning behind the name Sen'Derrick either and he often goes by the nickname Sen.
- Marks did a lot of community work with kids in college as a result of his rehabilitation services major. In the future, he wants to start a foundation that mentors juvenile delinquents and people with disabilities by providing them with role models and leadership activities.
- Marks has picked up the game of golf during the past three offseasons. Even though he is right-handed and still has a lot to learn about the sport, he models his game after his favorite player Phil Mickelson.

### CAREER TRANSACTIONS:

- The Mobile, Ala., native was selected by the Titans in the second round (62nd overall) of the 2009 NFL Draft.

### SEASON RECAPS:

- 2011 (16/9):** Appeared in a career-best 16 games with nine starts at defensive tackle, including starts in nine of the final 10 contests. Posted 44 tackles, a half sack, a career-high seven quarterback pressures, three tackles for loss, one pass defended and one forced fumble.
- At Jacksonville (9/11), played in a reserve role on the defensive line and posted two tackles, including a stop for loss. Stuffed Deji Karim for a one-yard loss on a rush up the middle in the fourth quarter.
  - Against Houston (10/23), recorded two tackles, including a stop for loss. Teamed with Michael Griffin to stuff Derrick Ward for a three-yard loss on a rush off right tackle late in the fourth quarter.
  - At Carolina (11/13), combined with William Hayes to drop Cam Newton for a seven-yard sack in the third quarter.
  - At Buffalo (12/4), tallied three tackles, a forced fumble, a pass defended

and a quarterback pressure. Deflected a pass intended for C.J. Spiller early in the first quarter. Changed momentum by forcing a Scott Chandler fumble that was recovered by Colin McCarthy early in the third quarter.

- Against Jacksonville (12/24), totaled five tackles, a stop for loss and a quarterback pressure. Stuffed Maurice Jones-Drew for a one-yard loss on a rush off left end in the third quarter.
- At Houston (1/1), collected four tackles and tied for the team lead with three quarterback pressures.

**2010 (12/3):** Appeared in 12 games with three starts at defensive tackle and collected 50 tackles and six quarterback pressures. Tied a career-high with seven tackles at Kansas City (12/26). Was inactive for one game with a knee injury (10/10 at Dallas) and three contests with an ankle injury (12/5 vs. Jacksonville, 12/9 vs. Indianapolis, 12/19 vs. Houston).

- Against Pittsburgh (9/19), set then-career high with seven tackles.
- At N.Y. Giants (9/26), collected four tackles and an interception. Hustled down field and intercepted a pass deflected by Cortland Finnegan in the first quarter.
- Against Philadelphia (10/24), made his first career NFL start at defensive tackle and tallied a pass defended. Batted down a pass intended for Jeremy Maclin in the fourth quarter.
- At Kansas City (12/26), tied a career high with seven tackles, including two stops for loss, and added a pass defended and a quarterback pressure.
- At Indianapolis (1/2), started at defensive tackle and totaled six tackles, a forced fumble and a quarterback pressure. Forced a Dominic Rhodes fumble that was recovered by Michael Griffin late in the fourth quarter.

**2009 (9/0):** Saw action in nine games at defensive tackle as a rookie and collected 23 tackles, a sack, five quarterback pressures and a pass defended. Played in his first career NFL contest at Jacksonville (10/4/09). Collected his first career NFL sack at Seattle (1/3/10). Led or tied for the team lead in quarterback pressures twice in 2009.

- Against Buffalo (11/15), notched a career-best six tackles and a pass defended in the Titans' 41-17 win. Batted down a pass intended for Derek Fine at the line of scrimmage in the fourth quarter.
- Against St. Louis (12/13), collected four tackles, including a stop for loss and a quarterback pressure in the Titans' commanding 47-7 victory.
- At Seattle (1/3), registered three tackles, including his first career sack and two quarterback pressures in the Titans' season-ending 17-13 victory. Collected his first career sack by dropping Matt Hasselbeck for a seven-yard loss in the third quarter.

### COLLEGE:

- Declared for the NFL Draft as a junior after starting 37 of 40 games during his Auburn career and recording 114 tackles with 7.5 sacks, 30 stops for losses and 10 quarterback pressures.
- In 2008, earned second-team All-SEC recognition from the league's coaches and honorable mention from the Associated Press. Started 11 games at right defensive tackle and collected 32 tackles with two sacks for minus seven yards and a pair of quarterback pressures. Ranked second on the team and 10th in the SEC with 10 stops for losses of 34 yards.
- As a sophomore, received the team's Eddie Welch Attitude and Effort Award on defense by the coaching staff. Shifted to right defensive end, starting every game, despite playing most of the schedule with a hernia that required surgery after the season. Finished with a career-high 43 tackles, adding two sacks for minus 15 yards and nine stops for losses of 35 yards. Registered seven quarterback pressures, three passes defended, including an eight-yard interception return, caused and recovered a fumble and also

blocked two field goals.

- As a redshirt freshman in 2006, received Freshman All-American first-team honors from Rivals.com and third-team recognition from The Sporting News. Also was named Freshman All-Southeastern Conference by the league's coaches. Took over right defensive tackle duties, starting all 13 games and recording 38 tackles, including 3.5 sacks for minus 13 yards, one pressure and 11 stops for losses of 32 yards. Also caused one fumble, recovered three others and deflected two passes.
- As a freshman, saw action in three games and collected a tackle before he was redshirted.
- Majored in rehabilitation services.

**PERSONAL:**

- Single, splits time between Nashville and Mobile, Ala.
- Attended Vigor (Prichard, Ala.) High School, where he was a three-year starter playing football for head coach Kerry Stevenson.
- Helped his team reach the first round of the playoffs, as he recorded 81 tackles and 17 sacks as a senior.
- Posted 87 tackles and 11 sacks as a junior, leading the squad to the Class 6A state quarterfinals.

- Also lettered three times in basketball, averaging 15 points a game and 21 rebounds a game.
- List of favorites: (movies) "The Notebook," "88 Minutes" and "Scarface"; (TV shows) "Law and Order SVU" and "Law and Order Criminal Intent"; (actors) Al Pacino and Robert De Niro; (music artists) Rick Ross, Yolanda Adams and Mississippi State choir; (school subject) medical aspects; (car) F250 Super-duty; (video game) EA Sports 2K, Madden Football, Call of Duty and FIFA 10 for Xbox 360; and (foods) candy yams and cornbread.
- Born Sen'Derrick Dewayne Marks on Feb. 23, 1987 in Mobile, Ala.

**SEN'DERRICK MARKS' GAME-BY-GAME**

**2009 Tennessee Titans**

Date	Opp	W/L	P/S	Tot Solo Asst	Sk	- Yds	QBP	TFL	Int	- Yds	-TD	PD	FF	FR	- Yds	SpT
Sept 10	@ Pit	L	IA													
Sept 20	Hou	L	IA													
Sept 27	@ NYJ	L	IA													
Oct 4	@ Jax	L	p	1	0	1	0.0	0.0	0	0	0	0	0	0	0	0
Oct 11	Ind	L	p	0	0	0	0.0	0.0	0	0	0	0	0	0	0	0
Oct 18	@ NE	L	IA													
Nov 1	Jax	W	p	0	0	0	0.0	0.0	0	0	0	0	0	0	0	0
Nov 8	@ SF	W	IA													
Nov 15	Buf	W	p	6	3	3	0.0	0.0	0	0	0	0	1	0	0	0
Nov 23	@ Hou	W	p	4	2	2	0.0	0.0	0	0	0	0	0	0	0	0
Nov 29	Ari	W	IA													
Dec 6	@ Ind	L	IA													
Dec 13	StL	W	p	4	1	3	0.0	0.0	1	1	0	0	0	0	0	0
Dec 20	Mia	W	p	1	0	1	0.0	0.0	2	0	0	0	0	0	0	0
Dec 25	SD	L	p	4	2	2	0.0	0.0	0	0	0	0	0	0	0	0
Jan 3	@ Sea	W	p	3	1	2	1.0	7.0	2	0	0	0	0	0	0	0
<b>Totals</b>				<b>8-8</b>	<b>9/0</b>	<b>23</b>	<b>9</b>	<b>14</b>	<b>1.0</b>	<b>7.0</b>	<b>5</b>	<b>1</b>	<b>0</b>	<b>0</b>	<b>1</b>	<b>0</b>

Nov 14	@ Mia	L	p	1	1	0	0.0	0.0	1	0	0	0	0	0	0	0
Nov 21	Was	L	p	4	3	1	0.0	0.0	1	1	0	0	0	0	0	0
Nov 28	@ Hou	L	p	4	3	1	0.0	0.0	0	1	0	0	0	0	0	0
Dec 5	Jax	L	IA													
Dec 9	Ind	L	IA													
Dec 19	Hou	W	IA													
Dec 26	@ KC	L	p	7	4	3	0.0	0.0	1	2	0	0	0	1	0	0
Jan 2	@ Ind	L	S	6	3	3	0.0	0.0	1	0	0	0	0	0	1	0
<b>Totals</b>				<b>6-10</b>	<b>12/3</b>	<b>50</b>	<b>27</b>	<b>23</b>	<b>0.0</b>	<b>0.0</b>	<b>6</b>	<b>5</b>	<b>1</b>	<b>-6</b>	<b>0</b>	<b>3</b>

**2011 Tennessee Titans**

Date	Opp	W/L	P/S	Tot Solo Asst	Sk	- Yds	QBP	TFL	Int	- Yds	-TD	PD	FF	FR	- Yds	SpT
Sept 11	@ Jax	L	p	2	1	1	0.0	0.0	0	1	0	0	0	0	0	0
Sept 18	Balt	W	p	2	1	1	0.0	0.0	0	0	0	0	0	0	0	0
Sept 25	Den	W	p	3	2	1	0.0	0.0	0	0	0	0	0	0	0	0
Oct 2	@ Cle	W	p	1	0	1	0.0	0.0	0	0	0	0	0	0	0	0
Oct 9	@ Pit	L	p	3	1	2	0.0	0.0	0	0	0	0	0	0	0	0
Oct 23	Hou	L	p	2	1	1	0.0	0.0	0	1	0	0	0	0	0	0
Oct 30	Ind	W	S	1	0	1	0.0	0.0	0	0	0	0	0	0	0	0
Nov 6	Cin	L	S	2	1	1	0.0	0.0	2	0	0	0	0	0	0	0
Nov 13	@ Car	W	S	1	0	1	0.5	3.5	0	0	0	0	0	0	0	0
Nov 20	@ Atl	L	p	5	1	4	0.0	0.0	0	0	0	0	0	0	0	0
Nov 27	TB	W	S	4	2	2	0.0	0.0	0	0	0	0	0	0	0	0
Dec 4	@ Buf	W	S	3	1	2	0.0	0.0	1	0	0	0	0	1	1	0
Dec 11	NO	L	S	1	1	0	0.0	0.0	0	0	0	0	0	0	0	0
Dec 18	@ Ind	L	S	5	2	3	0.0	0.0	0	0	0	0	0	0	0	0
Dec 24	Jax	W	S	5	3	2	0.0	0.0	1	1	0	0	0	0	0	0
Jan 1	@ Hou	W	S	4	1	3	0.0	0.0	3	0	0	0	0	0	0	0
<b>Totals</b>				<b>9-7</b>	<b>16/9</b>	<b>44</b>	<b>18</b>	<b>26</b>	<b>0.5</b>	<b>3.5</b>	<b>7</b>	<b>3</b>	<b>0</b>	<b>0</b>	<b>1</b>	<b>1</b>

**SEN'DERRICK MARKS' NFL STATISTICS**

REGULAR SEASON			TACKLES							INTERCEPTIONS					FUMBLES				
Year	Team	GP	GS	Tot	Solo	Asst	Sk	Yds	QBP	TFL	No	Yds	Lg	TD	PD	FF	FR	Yds	SpT
2009	Tennessee	9	0	23	9	14	1.0	7.0	5	1	0	0	0	0	1	0	0	0	0
2010	Tennessee	12	3	50	27	23	0.0	0.0	6	5	1	-6	-6	0	3	1	0	0	0
2011	Tennessee	16	9	44	18	26	0.5	3.5	7	3	0	0	0	0	1	1	0	0	0
<b>NFL Totals</b>		<b>37</b>	<b>12</b>	<b>117</b>	<b>54</b>	<b>63</b>	<b>1.5</b>	<b>10.5</b>	<b>18</b>	<b>9</b>	<b>1</b>	<b>-6</b>	<b>-6</b>	<b>0</b>	<b>5</b>	<b>2</b>	<b>0</b>	<b>0</b>	<b>0</b>

**Single-Game Highs**

Tackles - 7 (Twice, last at Kansas City 12/26/10)  
Sacks - 1 at Seattle (1/3/10)

Interceptions - 1 at N.Y. Giants (9/26/10)  
Forced Fumble - 1 (Twice, last at Buffalo 12/4/11)

31



## MARKELLE MARTIN

SAFETY • 6'0" • 207 lbs • COLLEGE: OKLAHOMA STATE  
 ACQUIRED: 6TH ROUND - 2012 • NFL EXPERIENCE: ROOKIE  
 HOMETOWN: WICHITA FALLS, TEXAS  
 GAMES PLAYED/GAMES STARTED: 0/0 (PLAYOFFS: 0/0)



**PRO:** The Titans used their sixth-round pick in the 2012 NFL Draft on Oklahoma State safety Markelle Martin. The 6-foot, 207-pounder was a highly-rated safety prospect following his senior season but suffered a knee injury competing in drills after the Senior Bowl. Martin has the foot speed (timed at 4.45 seconds in the 40-yard dash prior to his injury) and length to handle slot receivers, tight ends and backs coming out of the backfield in multiple-receiver sets. He will have a chance to contribute immediately in the secondary and on special teams.

### CAREER HIGHLIGHTS:

- As a senior in 2011, Martin was named All-American and All-Big 12 Conference first-team selection after producing 74 tackles, five stops for loss, two forced fumbles and a fumble recovery. He also posted his third-straight season with double-digit passes defended, recording 11 breakups.
- As a junior, Martin excelled in pass coverage, as he registered 10 passes defended and three interceptions. No interception was more important than his 62-yard return for a touchdown against Arizona that sparked the Cowboys to victory in the Alamo Bowl.

### TITANS TIDBITS:

- Martin has an affinity for silicone wristbands. He doesn't know when the collection started, but through the years he's racked up more than a dozen — each one with a special meaning. He didn't take them off for games at Oklahoma State. "I had sleeves sometimes, or they end up under my gloves, so they were sometimes hard to see, but I always had them on."
- Martin was the winner of Oklahoma State's Nate Fleming Award for his classroom performance as a senior.
- Martin's off-the-field interests include archery, an activity he recently took up.

### CAREER TRANSACTIONS:

- The Wichita Falls, Texas, native was selected by the Titans in the sixth round (190th overall) of the 2012 NFL Draft.

### COLLEGE:

- In four seasons at Oklahoma State, Martin appeared in 48 games, starting the final 37 contests at strong safety and finished his career with 178 tackles, eight stops for losses of 18 yards and one quarterback pressure. He also registered one fumble recovery, forced two fumbles, deflected 36 passes and had three interceptions for 62 yards in returns, including a touchdown. His 36 passes defended tied the school career-record that was first set by Perrish Cox (2006-09).

**AS A SENIOR (2011),** started all 13 games at strong safety, ranking fourth on the squad with a career-high 74 tackles, while making five stops for losses of 11 yards. He also led the Cowboys with 11 pass deflections, his third-straight season with double-digit passes defended and caused a pair of fumbles and recovered another. Earned All-American first-team honors from the American Football Coaches Association and Sports Illustrated and added second-team accolades from the Associated Press and Scout.com. Was also chosen first-team All-Big 12 Conference by the league's coaches and second-team by the Associated Press.

- Against Louisiana Lafayette (9/3), led the team with nine tackles, including a stop for loss, a forced fumble and a team-best three passes defended.
- Against Baylor (10/29), recorded four tackles, including a team-high two tackles for loss and a pass defended.
- Against Stanford (1/2), collected nine tackles, including a stop for loss and a fumble recovery in the Fiesta Bowl.

**AS A JUNIOR (2010),** started all 13 games at strong safety and ranked sixth on the team with 55 tackles, including two tackles for loss. Led the team with 10 passes defended and tied for second on the team with three interceptions.

- Against Texas A&M (9/30), posted a season-high eight tackles and was also credited with a pass defended, a quarterback hurry and an interception.
- Against Nebraska (10/23), notched seven stops and a team-best three passes defended.
- At Kansas State (10/30), picked off a pass to go with four tackles, including a stop for loss.
- Against Arizona (12/29), earned Game MVP honors after posting four tackles, three passes defended, including an interception he returned 62 yards for a touchdown in the Alamo Bowl.

**AS A SOPHOMORE (2009),** saw action in 11 games, all starts and finished fifth on the team with 45 tackles, despite missing two games. Finished second on the team with 11 passes defended.

- Against Rice (9/19), notched five tackles and a team-high three passes defended.
- At Oklahoma (11/28), recorded six tackles, including a stop for loss.
- Against Ole Miss (1/2), tallied nine tackles and a pass defended in the Cotton Bowl.

**AS A FRESHMAN (2008),** played as a reserve in 11 games as a true freshman and recorded four tackles, four passes defended and a blocked punt. Did not play against Oregon or Iowa State.

- Against Missouri State (9/13), notched a solo tackle, broke up a pass and blocked a punt.
- Graduated with a degree in secondary education from Oklahoma State.

### PERSONAL:

- Single, resides in Wichita Falls, Texas. Has a son Issac Anthony Delgado.
- Attended S.H. Rider High School where he played both safety positions, in addition to wide receiver. Was a first-team 4A All-State selection as a senior after compiling 81 tackles and five interceptions while leading Rider to a 12-2 record.
- Rivals.com rated him the 15th-best safety in the nation and the state of Texas' 27th-best player. Received Super Prep All-Region honors and was named his district's Defensive Player of the Year.
- Earned honorable mention All-State honors as a junior.
- Participated in basketball for four years. Also competed in track and field for four years, including the high jump, 4x200 and 4x400 relays.
- List of favorites: (movies) "The Best Man" and "Antwone Fisher"; (TV show) "House of Payne" and "Flashpoint"; (actor) Derek Luke; (music artists) 80's and 90's R&B; (school subject) Algebra; (car) Nissan Titan and Ford F-150; (food) chicken fried steak; (sports hero) Sean Taylor and Ed Reed; and (sports teams as a child) Miami Heat and Boston Celtics.
- Follow Martin on Twitter at @MarkelleMar10.
- Born Markelle Jermaine Martin on June 20, 1990 in Wichita Falls, Texas.

## MARKELLE MARTIN'S COLLEGE STATISTICS

REGULAR SEASON		TACKLES									INTERCEPTIONS					FUMBLES		
Year	Team	GP	GS	Tot	Solo	Asst	Sk	Yds	QBP	TFL	No	Yds	Lg	TD	PD	FF	FR	Yds
2008	Okla. State	11	0	4	2	2	0.0	0.0	NA	0.0	0	0	-	0	4	0	0	0
2009	Okla. State	11	11	45	39	6	0.0	0.0	NA	1.0	0	0	-	0	11	0	0	0
2010	Okla. State	13	13	55	47	8	0.0	0.0	NA	2.0	3	62	62t	1	10	0	0	0
2011	Okla. State	13	13	74	55	19	0.0	0.0	NA	5.0	0	0	-	0	11	2	1	0
<b>College Totals</b>		<b>48</b>	<b>37</b>	<b>175</b>	<b>143</b>	<b>35</b>	<b>0.0</b>	<b>0.0</b>	<b>NA</b>	<b>8.0</b>	<b>3</b>	<b>62</b>	<b>62t</b>	<b>1</b>	<b>36</b>	<b>2</b>	<b>1</b>	<b>0</b>

### Single-Game Highs

Tackles - 9 (Three times, last vs. Stanford 1/2/12)  
 Interceptions - 3 (Three times, last vs. Arizona 12/29/10)  
 Passes Defensed - 3 (Four times, last vs. Louisiana-Lafayette (9/3/11))

### Additional Statistics

Blocked Punt - 1 vs. Missouri State (9/13/08)



67



## MIKE MARTIN

DEFENSIVE TACKLE • 6'1" • 306 lbs • COLLEGE: MICHIGAN  
 ACQUIRED: 3RD ROUND - 2012 • NFL EXPERIENCE: ROOKIE  
 HOMETOWN: DETROIT, MICH.  
 GAMES PLAYED/GAMES STARTED: 0/0 (PLAYOFFS: 0/0)



**PRO:** The Titans used their third-round pick in the 2012 NFL Draft on University of Michigan defensive tackle Mike Martin. The 6-foot-1-inch, 306-pounder exhibits unquestioned athleticism and impressive power allowing him to be a disruptive force in the middle of the defensive front. Martin, a senior captain for the Wolverines, is also known for his non-stop motor and his wrestling background helps him gain leverage at the point of attack. He will have a chance to contribute immediately to the line's rotation.

### CAREER HIGHLIGHTS:

- Martin was a three-time recipient of Michigan's Richard Katcher Award given to the team's top defensive lineman.
- In 2011, Martin posted a career-high 64 tackles, 3.5 sacks for 18 yards, six tackles for loss and a safety. The senior captain earned second-team All-Big Ten second team honors.
- As a junior, earned All-Big Ten Conference second-team accolades from the coaches and honorable mention from the media after compiling 37 tackles, 2.5 sacks and seven stops for loss.
- In 2008, Martin received Freshman All-American honors after he led all Michigan freshmen with 20 tackles.

### TITANS TIDBITS:

- Martin had a very successful prep career off the gridiron as well. He was a two-time state champion wrestler and an All-American as a senior. Martin was also a record-setting shot-putter and discus thrower in track and field. He broke former NFL star T.J. Duckett's Michigan prep shot put record on his way to a state championship as a senior.
- Martin is interested in film making and he has his own YouTube Channel — GoMikeMartin. He documented his senior year and developed his own web series.
- Martin loves dogs and shows working class Rottweilers. He was named the National Junior Handler of the Year.
- Martin played the saxophone in the jazz band in high school and still dabbles with the instrument.

### CAREER TRANSACTIONS:

- The Detroit, Mich., native was selected by the Titans in the third round (82nd overall) of the 2012 NFL Draft.

### COLLEGE:

- In four seasons at the University of Michigan, Martin played in 49 games with 37 starts at nose tackle, including 37 consecutive starts to finish his career. Was a four-year letterman who posted 172 tackles, 10 sacks and 25 tackles for loss. Was a captain as a senior and was an All-Big Ten second team selection by the coaches and media. Notched his 100th career tackle against Wisconsin (11/20/10).

**AS A SENIOR (2011)**, started all 13 games as the team captain and recorded a career-high 64 tackles, 3.5 sacks for 18 yards, six tackles for loss and a safety. Earned All-Big Ten second team by the coaches and media. Was also named to Phil Steele's Postseason All-Big Ten first team and the Midseason All-Big Ten second team. Received Michigan's Richard Katcher Award given to the top defensive lineman. Was voted a 2011 season captain by teammates during fall camp and was named to the Bednarik Award and Rotary Lombardi Award preseason watch lists.

- At Northwestern (10/8), seven tackles and recorded a half sack for three yards.
- Against Purdue (10/29), tallied seven tackles, two tackles for loss and a career-high two sacks. His first sack resulted in a safety, Michigan's first

since 2003.

- At Iowa (11/5), recorded six tackles and a team-high 1.5 tackles for loss.
- Against Virginia Tech (1/3), tied a career high with 10 tackles and notched half a sack in the Sugar Bowl.

**AS A JUNIOR (2010)**, started 12 games at nose guard and finished with 37 tackles, 2.5 sacks for 32 yards and six tackles for loss. Named All-Big Ten second team by the coaches and honorable mention All-Big Ten by the media. Received Michigan's Richard Katcher Award given to the top defensive lineman. Named to Phil Steele's Midseason All-Big Ten second team.

- Against Massachusetts (9/18), recorded six tackles, including two for loss, and a sack for a loss of 12 yards.
- At Indiana (10/2), tallied seven tackles, including a game-high two for loss, and a sack in start.
- Against Michigan State (10/9), accumulated six tackles, including one for a loss, and assisted on a sack.

**AS A SOPHOMORE (2009)**, started all 12 games at nose guard and registered 51 tackles, two sacks for eight yards. Finished second on the squad with eight tackles for loss and posted two quarterback pressures and caused a fumble. Received the Richard Katcher Award recipient as Michigan's top defensive lineman.

- Against Western Michigan (9/5), made first career start at nose tackle and tallied three tackles, one tackle for loss and one sack.
- Against Penn State (10/24), made a career-high eight tackles and an assisted tackle for loss.
- At Wisconsin (11/14), set career highs with 10 tackles and three tackles for loss.

**AS A FRESHMAN (2008)**, played in all 12 games as a reserve and led Michigan freshmen with 20 tackles. Also posted two sacks and 4.5 tackles for loss. Named to the Sporting News All-Freshman second team and Phil Steele's All-Freshman third team.

- Against Utah (8/30), made career debut playing defensive tackle and special teams and assisted on a tackle for loss against the Utes.
- Against Miami (9/6), earned first career sack and posted two tackles.
- Against Wisconsin (9/27), posted two tackles and one tackle for loss.
- Graduated with a degree in communications from Michigan.

### PERSONAL:

- Single, resides in Detroit, Mich.
- Attended Detroit Catholic Central High School and was a three-year starter at defensive tackle. Finished varsity career with 206.5 tackles, 14.5 sacks and four fumble recoveries in three seasons.
- Recorded 96 tackles, 36 tackles for loss and six sacks senior year and posted 75 tackles and eight sacks as a junior.
- Named 2007 Gatorade Player of the Year for the state of Michigan and was a PrepStar Magazine All-American. Selected to Detroit Free Press All-State Dream Team and the Associated Press All-State first team as a senior. Participated in the Penn State NIKE Camp in 2007.
- Won Michigan state D1 wrestling title as a junior in first year competing. Followed it up with another state championship as a senior and was named an All-American.
- Was a record-setting shot-putter and discus thrower in track and field as he broke T.J. Duckett's former Michigan prep shot put record on his way to a state championship.
- List of favorites: (movie) "Gladiator" and "Remember the Titans"; (TV show) "Entourage"; (actor) Mark Wahlberg; (books) "Disciplined Dreaming"

by Josh Linkner, "Outliers" by Malcolm Gladwell and "The Alchemist" by Paulo Coelho; (music artists) Jay-Z, Jason Aldean, O.A.R. and Wiz Khalifa; (school subject) history; (car) Dodge Viper; (food) "All kinds of food - my horizon is very broad, just no insects"; (sports hero) Barry Sanders; and (sports teams as a child) Columbus Blue Jackets, Detroit Red Wings and Detroit Tigers.

- Follow Martin on Twitter at @GoMikeMartin.
- Born Michael Brendan Martin on Sept. 1, 1990 in Detroit, Mich.

## MIKE MARTIN'S COLLEGE STATISTICS

REGULAR SEASON		TACKLES									INTERCEPTIONS					FUMBLES		
Year	Team	GP	GS	Tot	Solo	Asst	Sk	Yds	QBP	TFL	No	Yds	Lg	TD	PD	FF	FR	Yds
2008	Michigan	12	0	20	9	11	2.0	15.0	0	4.5	0	0	-	0	0	0	0	0
2009	Michigan	12	12	51	20	31	2.0	8.0	2	8.5	0	0	-	0	0	1	0	0
2010	Michigan	12	12	37	21	16	2.5	32.0	2	6.0	0	0	-	0	0	0	0	0
2011	Michigan	13	13	64	20	44	3.5	18.0	3	6.0	0	0	-	0	0	0	0	0
<b>College Totals</b>		<b>49</b>	<b>37</b>	<b>172</b>	<b>70</b>	<b>102</b>	<b>10.0</b>	<b>73.0</b>	<b>7</b>	<b>25.0</b>	<b>0</b>	<b>0</b>	<b>-</b>	<b>0</b>	<b>0</b>	<b>1</b>	<b>0</b>	<b>0</b>

### Single-Game Highs

Tackles - 10 (Twice, last vs. Virginia Tech 1/3/12)

Sacks - 2 vs. Purdue (10/29/11)

Tackles for loss - 3 at Wisconsin (11/14/09)

60



## KEVIN MATTHEWS

CENTER • 6'3" • 302 lbs • COLLEGE: TEXAS A&M  
 ACQUIRED: FREE AGENT - 2010 • NFL EXP. (NFL/TITANS): 2/2  
 HOMETOWN: HOUSTON, TEXAS  
 GAMES PLAYED/GAMES STARTED: 3/1 (PLAYOFFS: 0/0)



**PRO:** Kevin Matthews joined the Titans as a rookie free agent on April 30, 2010. The 6-foot-3-inch, 302-pounder was on the active roster for his entire second season but did not see action in any games in 2011. Matthews spent the first 14 weeks of his rookie campaign on the team's practice squad before being signed to the team's active roster on Dec. 15, 2010. Matthews appeared in three contests with one start in 2010. He will compete for playing time at center.

### CAREER HIGHLIGHTS:

- As a rookie in 2010, appeared in three games and started the season finale at center. He entered camp as an undrafted free agent and spent the first 14 weeks of the season on the practice squad before being elevated to the active roster on Dec. 15, 2010.

### TITANS TIDBITS:

- Matthews' family has a storied history in the NFL. His father and current position coach, Bruce, was inducted into the Pro Football Hall of Fame in 2007 after an illustrious 19-year career with the Houston Oilers and Tennessee Titans. His uncle, Clay Matthews, Jr., was a four-time Pro Bowl linebacker who played 19 seasons with the Cleveland Browns and Atlanta Falcons (1978-96). His cousin, Clay Matthews III, currently plays outside linebacker for the Green Bay Packers. Another cousin, Casey Matthews, was selected by the Philadelphia Eagles in the fourth round of the 2011 NFL Draft.
- Two of Matthews' brothers play on the offensive line at Texas A&M. Jake played in nine games with six starts at right tackle as a true freshman at Texas A&M in 2010 and was selected All-Big 12 Conference Honorable Mention as a sophomore. Mike will be the third member of the family to play for the Aggies as a freshman in 2012.

### CAREER TRANSACTIONS:

- A native of Houston, Texas, Matthews was originally signed by the Titans as a rookie free agent on April 30, 2010.
- Waived on Sept. 4, 2010 and signed to the Titans' practice squad on Sept. 5, 2010.
- Signed to the Titans' active roster from the team's practice squad on Dec. 15, 2010.

### SEASON RECAPS:

**2011 (0/0):** Was inactive for 15 games and dressed but did not play against Indianapolis (10/30).

**2010 (3/1):** Appeared in three games with one start at center. Signed to the Titans' active roster from the team's practice squad on Dec. 15, 2010. Played in his first career NFL game against Houston (12/19/10). Made his first career NFL start at center at Indianapolis (1/2/11). Spent the first 14 weeks of the season on the team's practice squad.

- Against Houston (12/19), made his NFL debut on special teams.
- At Kansas City (12/26), played primarily on special teams, but did enter the game at center in the third quarter when Fernando Velasco exited for a few plays with an injury.
- At Indianapolis (1/2), made his first career NFL start at center and was a member of an offensive front that allowed just one sack on 39 pass attempts, while Kerry Collins amassed 300 yards passing.

### COLLEGE:

- Played in 34 career games with 25 starts during his four-year stay at

Texas A&M. Started the final 25 games at center to end his career.

- As a senior (2009), named honorable mention All-Big 12 selection by the league's head coaches. Was part of a revamped offensive front that helped the team to an average of 184.2 rushing yards per game and a total output of 465.8 yards per contest.
- Member of the 2009 "Watch List" for the Rimington Trophy, which is given annually to the nation's top collegiate center.
- As a junior (2008), started all 12 games at center while providing valuable leadership to the young unit and helping clear holes for an offense that averaged 340.9 yards of total offense per game.
- As a sophomore (2007), served as a reliable backup at center and saw action in five games.
- As a redshirt freshman (2006), saw action in four games as backup at center after redshirting in 2005.
- Majored in university studies with a concentration in business and minors in sport management and communications at Texas A&M.

### PERSONAL:

- Married to Amanda and the couple has a son, Weston Bruce Matthews. They split time between Nashville and Houston, Texas.
- Attended Elkins (Sugar Land, Texas) High School and was named to the 2005 All-Greater Houston football team.
- Named first team All-District as a junior and senior.
- Also member of the track team and threw the shot put.
- Has six siblings, Steven, Marilyn, Jake, Mike, Luke and Gwen.
- Born Kevin James Matthews on Feb. 4, 1987 in Sugar Land, Texas.

## KEVIN MATTHEWS' NFL STATISTICS

### REGULAR SEASON

Year	Team	GP	GS
2010	Tennessee	3	1
2011	Tennessee	0	0
<b>NFL Totals</b>		<b>3</b>	<b>1</b>

### Starts Breakdown:

2010 - C 1

52



## COLIN MCCARTHY

LINEBACKER • 6'1" • 238 lbs • COLLEGE: MIAMI (FLA.)  
 ACQUIRED: 4TH ROUND - 2011 • NFL EXP. (NFL/TITANS): 2/2  
 HOMETOWN: TAMPA, FLA.  
 GAMES PLAYED/GAMES STARTED: 13/7 (PLAYOFFS: 0/0)



**PRO:** Colin McCarthy enters his second NFL season already firmly entrenched as the team's starting middle linebacker. An intelligent and tough on-field leader, McCarthy fits the mold of previous Miami standouts at linebacker. The former Hurricanes defender was selected in the fourth round of the 2011 NFL Draft and was in the starting lineup by Week 9 of his rookie campaign. He led the Titans with eight tackles for loss, and his 76 tackles made up the fourth-highest total by a Titans rookie since 1999.

### CAREER HIGHLIGHTS:

- As a rookie in 2011, McCarthy entered the starting lineup after midseason and made a significant impact on the Titans defense. His totals included 76 tackles, a team-high eight tackles for loss, one interception, two forced fumbles and two fumble recoveries. Although he started in less than half of the team's games, his tackle total was the fourth-highest by a Titans rookie since 1999.
- McCarthy played in 49 games during his career at Miami (2006-10), tied for the sixth-most in school history and only three behind Brandon Meriweather's all-time mark.
- His 35 starts and 308 career tackles were the most by a Miami linebacker since Jonathan Vilma (37, 371).
- McCarthy battled through three surgeries on his left shoulder in college, but after getting the shoulder back to full strength, he played 25 games in his final two seasons.

### TITANS TIDBITS:

- McCarthy survived a frightening car accident in 2007. He was asleep as a passenger in a car driven by a teammate when the teammate fell asleep. The car flipped six times, but McCarthy left the scene without serious injury. Two teammates—the driver and another passenger—suffered injuries that ended their football seasons.
- McCarthy grew up outside of Philadelphia and then moved to Tampa prior to high school.
- McCarthy was given jersey No. 44 when he got to Miami, the same number that was worn by another Hurricanes linebacker to whom McCarthy was often compared, Dan Morgan.

### CAREER TRANSACTIONS:

- The Philadelphia, Pa., native was selected by the Titans in the fourth round (109th overall) of the 2011 NFL Draft.

### SEASON RECAPS:

- 2011 (13/7):** As a rookie, appeared in 13 games with seven starts and led the team with eight tackles for loss. Added 76 tackles, one quarterback pressure, one interception, three passes defended, two forced fumbles and two fumble recoveries. Although he started in less than half of the team's games, his tackle total was the fourth-highest by a Titans rookie since 1999. Led the team in tackles three times in 2011 (at CAR, vs. TB, at BUF). Led or tied for the team lead in special teams tackles twice in 2011 (at JAX, vs. BAL). Named AFC Defensive Player of the Week and NFL Rookie of the Week after leading the team with 11 tackles, two fumble recoveries, a forced fumble and a pass defended at Buffalo (12/4/11). Made his first career NFL start at middle linebacker at Carolina (11/13/11). Registered a career-best 12 tackles at Carolina (11/13/11). Recovered a career-best two fumble recoveries at Buffalo (12/4/11).
- At Jacksonville (9/11), played in a reserve role at linebacker in his first career NFL contest and posted a tackle, including a stop for loss. Tied for the team lead with two special teams stops. Stuffed Deji Karim for no gain on a rush up the middle in the fourth quarter.
  - Against Baltimore (9/18), led the team with two special teams tackles on

coverage units.

- At Pittsburgh (10/9), exited the game in the second quarter with an injury, which caused him to miss the next three games.
- At Carolina (11/13), made his first NFL career start at middle linebacker and led the team with 12 tackles, including a stop for loss and a quarterback pressure. Stonewalled DeAngelo Williams for a five-yard loss on a rush off left tackle in the opening quarter.
- At Atlanta (11/20), saw significant action at middle linebacker after Barrett Ruud left the game in the second quarter with an injury. Finished second on the team with 10 tackles, including three stops for loss and a forced fumble. Stuffed Michael Turner for a one-yard loss on a rush off left end in the third quarter. Tackled Turner for a one-yard loss on a rush off right guard in the fourth quarter. Stonewalled Turner for a one-yard loss on a rush off right end in the final quarter. Halted a potential Falcons' scoring drive by forcing a Turner fumble that was recovered by Will Witherspoon at the Titans' 14-yard line in the fourth quarter.
- Against Tampa Bay (11/27), led the team with 11 tackles and an interception. Halted a Buccaneers' drive by tackling Josh Freeman on a third-and-10 scramble in the first quarter. Collected his first career interception by picking off a Freeman pass intended for Kellen Winslow in the fourth quarter.
- At Buffalo (12/4), named AFC Defensive Player of the Week and NFL Rookie of the Week after starting at middle linebacker and leading the team with 11 tackles, two fumble recoveries, a forced fumble and a pass defended. Broke up a pass intended for David Nelson on the first play of the game. Ended a Bills' drive by forcing a Ryan Fitzpatrick fumble and then recovering the loose ball on a fourth-and-three play in the opening stanza. Changed momentum by recovering a Scott Chandler fumble that was forced by Sen'Derrick Marks early in the third quarter.
- Against Jacksonville (12/24), totaled seven tackles, including a stop for loss. Stonewalled Maurice Jones-Drew for a five-yard loss on a screen pass in the second quarter.
- At Houston (1/1), collected eight tackles and a pass defended. Broke up a third-and-20 pass intended for Derrick Ward late in the fourth quarter.

### COLLEGE:

- Started 35 total games for the Hurricanes, including 20 at strong-side linebacker, four at weak-side linebacker and 11 at middle linebacker. He was moved to middle linebacker just prior to his senior season. He played in 49 games in his career (2006-10), which tied for the sixth-most in school history and only three less than all-time leader Brandon Meriweather (2002-06). Finished his career with 308 tackles, 34 tackles for loss, 4.5 sacks, three interceptions, six passes defended, four forced fumbles and two fumble recoveries. He was a two-time All-ACC honoree.
- As a senior (2010), played in 12 games with 11 starts. Led the team and ranked third in ACC with 119 tackles and also led the team with four quarterback hurries. Ranked fourth with 10.5 tackles for loss. Earned honorable mention All-ACC by the Atlantic Coast Sports Media Association.
- As a junior (2009), played in all 13 games with 10 starts and ranked second on UM's defense with 95 total tackles. Also ranked second among Hurricane defenders with 10.5 tackles for loss. Named second-team All-ACC by the Atlantic Coast Sports Media Association. Also named third-team All-ACC by Phil Steele.
- As a junior (2008), started the first four games of the season before suffering a season-ending shoulder injury. Tallied 21 tackles before being awarded a medical hardship.
- As a sophomore (2007), played in 11 games with 10 starts at strongside linebacker and ranked fifth on the team with 74 tackles. Led the team with 12 tackles for loss and added two sacks, three quarterback pressures, one

interception, one fumble recovery for a touchdown, one forced fumble and five passes defended.

- As a freshman (2006), played in nine games primarily on special teams and had the team's only blocked punt of the season. Served as the team's backup at strongside linebacker most of the year and saw action on defense in two games. Tied for third on the team with six tackles on special teams.

**PERSONAL:**

- Single, resides in Tampa.
- Earned All-State honors as a senior linebacker at Clearwater (Fla.) Central Catholic High School, where he played linebacker, tight end and wide receiver. Finished senior year with 133 tackles, four sacks, one interception and 25 tackles for loss on defense. On offense, caught 38 passes for 644 yards and seven touchdowns. Rated the No. 24 outside linebacker prospect by Rivals.com and the No. 5 linebacker by the *Florida Times-Union*.
- As a junior, played linebacker and tight end, making a school-record 163 tackles, five sacks and five interceptions.

- List of favorites: (movie) "300"; (TV show) "SportsCenter"; (actor) Zach Galifianakis; (music) country music and rap; (school subject) math; (car) BMW 650; (book) the playbook; (video game) NCAA Football; (food) tacos; (childhood sports hero) Brian Dawkins; and (sports team other than the Titans) Miami Heat.

- Follow McCarthy on Twitter at @COLINMcCARTHY52.
- Born Colin Michael McCarthy on May 30, 1988 in Birdsboro, Pa.

**COLIN McCARTHY'S GAME-BY-GAME**

2011 Tennessee Titans

Date	Opp	W/L	P/S	Tot	Solo	Asst	Sk	- Yds	QBP	TFL	Int	- Yds	-TD	PD	FF	FR	- Yds	SpT	
Sept 11	@Jax	L	p	1	1	0	0.0	0.0	0	1	0	0	0	0	0	0	0	0	2
Sept 18	Balt	W	p	0	0	0	0.0	0.0	0	0	0	0	0	0	0	0	0	0	0
Sept 25	Den	W	p	0	0	0	0.0	0.0	0	0	0	0	0	0	0	0	0	0	0
Oct 2	@Cle	W	p	1	1	0	0.0	0.0	0	0	0	0	0	0	0	0	0	0	1
Oct 9	@Pit	L	p	0	0	0	0.0	0.0	0	0	0	0	0	0	0	0	0	0	0
Oct 23	Hou	L	IA																
Oct 30	Ind	W	IA																
Nov 6	Cin	L	IA																

Nov 13	@Car	W	S	12	9	3	0.0	0.0	1	1	0	0	0	0	0	0	0	0	0
Nov 20	@Atl	L	p	10	9	1	0.0	0.0	0	3	0	0	0	0	0	1	0	0	0
Nov 27	TB	W	S	11	8	3	0.0	0.0	0	0	1	0	0	1	0	0	0	0	0
Dec 4	@Buf	W	S	11	9	2	0.0	0.0	0	0	0	0	0	1	1	2	0	0	0
Dec 11	NO	L	S	8	5	3	0.0	0.0	0	0	0	0	0	0	0	0	0	0	0
Dec 18	@Ind	L	S	7	5	2	0.0	0.0	0	1	0	0	0	0	0	0	0	0	0
Dec 24	Jax	W	S	7	6	1	0.0	0.0	0	1	0	0	0	0	0	0	0	0	0
Jan 1	@Hou	W	S	8	8	0	0.0	0.0	0	1	0	0	0	1	0	0	0	0	0
<b>Totals</b>				<b>9-7</b>	<b>13/7</b>	<b>76</b>	<b>61</b>	<b>15</b>	<b>0.0</b>	<b>0.0</b>	<b>1</b>	<b>8</b>	<b>1</b>	<b>0</b>	<b>3</b>	<b>2</b>	<b>2</b>	<b>0</b>	<b>5</b>

**COLIN McCARTHY'S NFL STATISTICS**

REGULAR SEASON		TACKLES									INTERCEPTIONS					FUMBLES			
Year	Team	GP	GS	Tot	Solo	Asst	Sk	Yds	QBP	TFL	No	Yds	Lg	TD	PD	FF	FR	Yds	SpT
2011	Tennessee	13	7	76	61	15	0.0	0.0	1	8	1	0	0	0	3	2	2	0	5
<b>NFL Totals</b>		<b>13</b>	<b>7</b>	<b>76</b>	<b>61</b>	<b>15</b>	<b>0.0</b>	<b>0.0</b>	<b>1</b>	<b>8</b>	<b>1</b>	<b>0</b>	<b>0</b>	<b>0</b>	<b>3</b>	<b>2</b>	<b>2</b>	<b>0</b>	<b>5</b>

**Single-Game Highs**

Tackles - 12 at Carolina (11/13/11)  
 Tackles For Loss - 3 at Atlanta (11/20/11)  
 Interception - 1 vs. Tampa Bay (11/27/11)

Forced Fumble - 1 (Twice, last at Buffalo 12/4/11)  
 Fumble Recoveries - 2 at Buffalo (12/4/11)  
 Special Teams Tackles - 2 (Twice, last vs. Baltimore 9/18/11)

30



## JASON MCCOURTY

CORNERBACK • 6'0" • 188 lbs • COLLEGE: RUTGERS

ACQUIRED: 6TH ROUND - 2009 • NFL EXP. (NFL/TITANS): 4/4

HOMETOWN: MONTVALE, N.J.

GAMES PLAYED/GAMES STARTED: 42/24 (PLAYOFFS: 0/0)



**PRO:** Jason McCourty is a fast, athletic cornerback that has emerged as one of the young leaders of the Titans defense. Originally a sixth-round draft choice in 2009, the former Rutgers standout shared starting duties with fellow up-and-coming cornerback Alterraun Verner in his second season. In 2011, the fast, athletic defender set a career high with 15 starts and notched two interceptions for the second consecutive season.

### CAREER HIGHLIGHTS:

- In 2011, McCourty set a career high and ranked second on the squad with 107 tackles. He also led the club with 13 passes defended and tied for the lead with two interceptions.
- Against the Indianapolis Colts on Oct. 30, 2011, McCourty scored his first career touchdown by recovering a Pat McAfee punt that was blocked by Patrick Bailey in the end zone.
- In 2010, McCourty appeared in 12 games with six starts at cornerback and tied for third on the squad with two interceptions. He also finished third on the team with 13 passes defended.
- McCourty snared his first career NFL interception on a tipped pass from Eli Manning in the endzone at N.Y. Giants (9/26/10).
- As a rookie in 2009, McCourty was thrust into the starting lineup for three consecutive games (at Jacksonville, vs. Indianapolis, at New England) in the first half of the season after the Titans secondary suffered multiple injuries. He finished third on the team with 12 special teams tackles as a rookie.

### TITANS TIDBITS:

- McCourty played his last three seasons at Rutgers with his identical twin brother, Devin. The duo held down the starting cornerback spots for Scarlet Knights together for two years. Devin, who redshirted his first season at Rutgers, was a first-round draft pick by the New England Patriots in 2010. They also have an older brother, Larry.
- McCourty entered the NFL in 2009 with a familiar face accompanying him, Titans first-round pick and former Rutgers star wide receiver Kenny Britt.
- During the 2012 offseason, Jason and Devin McCourty held the first McCourty Brothers Football Camp at St. Joseph Regional High School in New Jersey.
- McCourty and teammate Kenny Britt were featured in the July 2012 issue of GQ within the magazine's feature on Nashville.
- McCourty excelled off the field at Rutgers as he was a semifinalist for the prestigious Vincent dePaul Draddy Trophy given to the college football player with the best combination of academics, community service and on-field performance. He was also named an *ESPN The Magazine* Academic All-District first-team member.

### CAREER TRANSACTIONS:

- The Nyack, N.Y., native was selected by the Titans in the sixth round (203rd overall) of the 2009 NFL Draft.

### SEASON RECAPS:

- 2011 (15/15):** Started 15 games at cornerback and tied for the team lead with two interceptions, while also leading the squad with 13 passes defended. Ranked second on the team with 107 tackles. Added a forced fumble, a fumble recovery and a recovery of a blocked punt for a touchdown. Was inactive with an injury against New Orleans (12/11). Tied for the team lead in tackles once in 2011 (vs. BAL). Led the team in passes defended four times in 2011 (at JAX, vs. TB, vs. JAX, at HST). Registered a career-high 13 tackles against Houston (10/23/11).
- At Jacksonville (9/11), posted seven tackles, a sack, a forced fumble

and a pass defended. Broke up a pass intended for Mercedes Lewis in the second quarter. Blitzed and sacked Luke McCown for an 10-yard loss while causing a fumble that was recovered by the Jaguars.

- Against Baltimore (9/18), tied for the team lead with five tackles and an interception. Intercepted a Joe Flacco pass that was deflected by Cortland Finnegan and returned the pick 30 yards to the Ravens' 26-yard line.
  - Against Denver (9/25), notched eight tackles and an interception. Picked off a Kyle Orton pass intended for Eric Decker and brought it back 21 yards in the second quarter.
  - At Cleveland (10/2), started at cornerback and collected nine tackles and a pass defended. Ended a Browns' drive by breaking up a fourth-and-nine pass intended for Mohamed Massaquoi in the fourth quarter.
  - Against Houston (10/23), recorded a career-best 13 tackles.
  - Against Indianapolis (10/30), gave the Titans a 10-0 lead by recovering a blocked punt by Patrick Bailey in the end zone for a touchdown in the second quarter. Tipped a pass intended for Pierre Garcon that was then intercepted by Michael Griffin along the sideline in the second quarter.
  - Against Cincinnati (11/6), finished second on the squad with nine tackles.
  - Against Tampa Bay (11/27), posted seven tackles, a fumble recovery and two passes defended. Deflected a pass intended for Mike Williams on the first play from scrimmage. Recovered a LeGarrette Blount fumble that was forced by Jason Jones early in the first quarter. Broke up a pass intended for Williams in the end zone late in the second stanza.
  - At Buffalo (12/4), tallied two tackles before leaving the game in the first quarter with a concussion, which also kept him out of the following game.
  - Against Jacksonville (12/24), totaled five tackles and a team-best two passes defended. Halted a Jaguars' drive by breaking up a pass intended for Chastin West on the first play of the fourth quarter. Ended a Jaguars' scoring chance by tipping a pass that was then intercepted by Michael Griffin in the end zone in the fourth quarter.
  - At Houston (1/1), started at cornerback and collected nine tackles and a team-best three passes defended. Halted a Texans' drive by breaking up a pass intended for Kevin Walter on third-and-two in the first quarter. Ended a Texans' drive by deflecting a pass intended for Jacoby Jones on third-and-14 in the second quarter. Knocked down a third-and-six pass intended for Jones late in the second quarter.
- 2010 (12/6):** Appeared in 12 games with six starts at cornerback and tied for third on the squad with two interceptions. Finished third on the team with 13 passes defended. Led or tied for the team lead in passes defended six times in 2010 (vs. OAK, vs. PIT, at SD, at HST, at KC, at IND). Tied for the team lead in special teams tackles once in 2010 (at KC). Collected his first career interception at N.Y. Giants (9/26/10). Was inactive for four games because of an injury.
- Against Oakland (9/12), started at cornerback and posted eight tackles and two passes defended. Knocked down a pass intended for Darrius Heyward-Bey in the third quarter.
  - At N.Y. Giants (9/26), started at cornerback before leaving the game in the second quarter with an injury. Collected four tackles and his first career interception. Thwarted a Giants' scoring chance by intercepting an Eli Manning pass in the end zone after the ball was batted up in the air at the goal line by Will Witherspoon in the first quarter.
  - At San Diego (10/31), returned to the field in the nickel package and notched two tackles and an interception. Notched a solo tackle on special teams coverage units. Intercepted a pass intended for Seyi Ajirofutu late in the second quarter. Knocked down a pass intended for Randy McMichael in the third quarter.
  - At Kansas City (12/26), played in a reserve role at cornerback in nickel situations and recorded two passes defended. Broke up a deep pass

intended for Chris Chambers on third-and-eight in the second quarter. Defended a short pass intended for Chambers late in the second quarter. Tied for the team lead with two special teams tackles on coverage units.

- At Indianapolis (1/2), started at cornerback as the team opened the game in a nickel package and totaled five tackles and a team-best three passes defended. Broke up a third-and-seven pass intended for Pierre Garcon in the first quarter. Defended a deep pass intended for Garcon in the second stanza. Knocked down a pass intended for Garcon in the fourth quarter.

**2009 (15/3):** Ranked second among Titans rookies with 30 tackles and finished third on the team with 12 stops on special teams. Also totaled one tackle for loss and a forced fumble. Started in three contests as the Titans secondary struggled with injuries through September and October. Tied for the team lead in special teams tackles three times (at NYJ, at SF, vs. MIA).

- At N.Y. Jets (9/27), saw limited action at cornerback and collected a solo tackle. Also returned three kickoffs for 72 yards (24.0 avg.) and tied for the team lead with three special teams tackles.
- At Jacksonville (10/4), started his first career NFL contest at cornerback and posted six tackles.
- At Indianapolis (10/11), started at cornerback and posted season-high 11 tackles.
- At New England (10/18), started at cornerback and posted seven tackles.
- Against St. Louis (12/13), made key special teams play in first quarter, racing down the field to bat back Brett Kern's 35-yard punt to allow the ball to be downed at the Rams' three-yard line.
- Against San Diego (12/25), saw significant action at cornerback in the second half after Nick Harper left the game with an injury. Notched five tackles, including a stop for loss and a forced fumble.

**COLLEGE:**

- In a four-year career at Rutgers, totaled 150 tackles, 7.5 tackles for loss, two interceptions, 20 passes defended, two fumble recoveries and a 25.8-yard average on 17 kickoff returns. Played in 47 games with 33 starts.
- As a senior (2008), was named a captain and started all 13 games at cornerback. Totaled 52 tackles, a team-best two interceptions, six passes defended and a fumble recovery. Also assumed kickoff return duties and was second in the Big East with a 26.2 yards per return average in conference games.
- As a junior (2007), totaled 44 tackles, including three tackles for loss and a team-best 12 passes defended in his second full year as the starter at cornerback. Tabbed a preseason second-team All-Big East selection by *Lindy's* and third-team pick by *Athlon*.

- As a sophomore (2006), earned a starting corner spot in preseason and played in 12 games. Finished eighth on the team with 45 tackles and posted four tackles for loss, two passes defended and a fumble recovery. Started seven games, including the last six of the season.
- As a true freshman (2005), played in nine games, including the Insight Bowl, and appeared primarily on special teams. Posted nine tackles, including six solo stops.
- Majored in information technology at Rutgers.

**PERSONAL:**

- Single, splits time between Nashville and Montvale, N.J.
- Attended St. Joseph's (Montvale, N.J.) High School and earned All-State recognition from the *Newark Star-Ledger* and the Associated Press and All-League honors as a senior.
- Named an All-Parochial pick as both a junior and senior. Named to MSG High School Heisman Team. Helped New York team to victory in the 2005 Governor's Bowl.
- As a senior, carried the ball 94 times for 1,083 yards, averaging a school-record 11.5 yards per carry. Also posted 15 catches for 407 yards, an average of 27.8 per catch. Accounted for 25 touchdowns for St. Joseph's, which finished the season at 11-1 including a 42-8 win over Pope John in the Parochial Group III Final at Rutgers Stadium.
- Also played defensive back, returning an interception 81 yards for a touchdown against Paterson Eastside.
- Ranked as the 38th-best player in New Jersey by Scout.com.
- Also played basketball for four seasons and was the starting guard on a 26-2 team that won the county championship as a junior. As a senior was named first-team All-County.
- List of favorites: (movie) "Hitch"; (TV show) "King of Queens"; (actor) Jamie Foxx; (music artist/group) Jadakiss; (school subject) math; (car) Nissan Altima which he currently drives; (video game) NCAA College Football; (sports hero) Penny Hardaway; and (food) shrimp.
- Follow McCourty on Twitter at @McCourtyTwins.
- Born Jason McCourty on Aug. 13, 1987 in Nyack, N.Y.

**JASON McCOURTY'S GAME-BY-GAME**

**2009 Tennessee Titans**

Date	Opp	W/L	P/S	Tot Solo Asst	Sk - Yds	QBP	TFL	Int - Yds	-TD	PD	FF	FR - Yds	SpT
Sept 10	@ Pit	L p		0 0 0	0.0 0.0	0	0	0 0	0	0	0	0	0
Sept 20	Hou	L p		0 0 0	0.0 0.0	0	0	0 0	0	0	0	0	0
Sept 27	@ NYJ	L p		1 1 0	0.0 0.0	0	0	0 0	0	0	0	0	3
Oct 4	@ Jax	L S		6 4 2	0.0 0.0	0	0	0 0	0	0	0	0	1
Oct 11	Ind	L S		11 8 3	0.0 0.0	0	0	0 0	0	0	0	0	0
Oct 18	@ NE	L S		7 3 4	0.0 0.0	0	0	0 0	0	0	0	0	0
Nov 1	Jax	W p		0 0 0	0.0 0.0	0	0	0 0	0	0	0	0	0
Nov 8	@ SF	W p		0 0 0	0.0 0.0	0	0	0 0	0	0	0	0	3
Nov 15	Buf	W IA											
Nov 23	@ Hou	W p		0 0 0	0.0 0.0	0	0	0 0	0	0	0	0	1
Nov 29	Ari	W p		0 0 0	0.0 0.0	0	0	0 0	0	0	0	0	1
Dec 6	@ Ind	L p		0 0 0	0.0 0.0	0	0	0 0	0	0	0	0	0
Dec 13	StL	W p		0 0 0	0.0 0.0	0	0	0 0	0	0	0	0	1
Dec 20	Mia	W p		0 0 0	0.0 0.0	0	0	0 0	0	0	0	0	2
Dec 25	SD	L p		5 4 1	0.0 0.0	0	1	0 0	0	1	0	0	0
Jan 3	@ Sea	W p		0 0 0	0.0 0.0	0	0	0 0	0	0	0	0	0
<b>Totals</b>				<b>8-8 15/3</b>	<b>30 20 10</b>	<b>0.0 0.0</b>	<b>0</b>	<b>1 0</b>	<b>0 0</b>	<b>0 1</b>	<b>0 0</b>	<b>0 0</b>	<b>12</b>

Additional Statistics: 3 kickoff returns for 72 yards at N.Y. Jets on Sept. 27, 2009

**2010 Tennessee Titans**

Date	Opp	W/L	P/S	Tot Solo Asst	Sk - Yds	QBP	TFL	Int - Yds	-TD	PD	FF	FR - Yds	SpT
Sept 12	Oak	W S		8 6 2	0.0 0.0	0	0	0 0	0	2	0	0	0
Sept 19	Pit	L S		5 2 3	0.0 0.0	0	0	0 0	0	1	0	0	0
Sept 26	@ NYG	W S		4 2 2	0.0 0.0	0	0	1 0	0	1	0	0	0
Oct 3	Den	L IA											
Oct 10	@ Dal	W IA											
Oct 18	@ Jax	W IA											
Oct 24	Phi	W IA											
Oct 31	@ SD	L p		2 1 1	0.0 0.0	0	0	1 11	0	1	0	0	1
Nov 14	@ Mia	L p		2 2 0	0.0 0.0	0	0	0 0	0	1	0	0	0

Nov 21	Was	L p		5 5 0	0.0 0.0	0	0	0 0	0	0	0	0	0
Nov 28	@ Hou	L p		5 4 1	0.0 0.0	0	0	0 0	0	1	0	0	1
Dec 5	Jax	L p		0 0 0	0.0 0.0	0	0	0 0	0	0	0	0	0
Dec 9	Ind	L S		4 4 0	0.0 0.0	0	1	0 0	0	0	0	0	0
Dec 19	Hou	W S		5 5 0	0.0 0.0	0	0	0 0	0	0	0	0	0
Dec 26	@ KC	L p		0 0 0	0.0 0.0	0	0	0 0	0	2	0	0	2
Jan 2	@ Ind	L S		5 5 0	0.0 0.0	0	0	0 0	0	3	0	0	0
<b>Totals</b>				<b>6-10 12/6</b>	<b>45 36 9</b>	<b>0.0 0.0</b>	<b>0</b>	<b>1 2</b>	<b>11 0</b>	<b>13 0</b>	<b>0 0</b>	<b>0 4</b>	

**2011 Tennessee Titans**

Date	Opp	W/L	P/S	Tot Solo Asst	Sk - Yds	QBP	TFL	Int - Yds	-TD	PD	FF	FR - Yds	SpT
Sept 11	@ Jax	L S		7 5 2	1.0 10.0	0	0	0 0	0	1	1	0	0
Sept 18	Balt	W S		5 4 1	0.0 0.0	0	0	1 30	0	1	0	0	0
Sept 25	Den	W S		8 6 2	0.0 0.0	0	0	1 22	0	1	0	0	0
Oct 2	@ Cle	W S		9 7 2	0.0 0.0	0	0	0 0	0	1	0	0	0
Oct 9	@ Pit	L S		10 8 2	0.0 0.0	0	0	0 0	0	1	0	0	0
Oct 23	Hou	L S		13 11 2	0.0 0.0	0	0	0 0	0	0	0	0	0
Oct 30	Ind	W S		5 5 0	0.0 0.0	0	0	0 0	0	1	0	0	0
Nov 6	Cin	L S		9 8 1	0.0 0.0	0	0	0 0	0	0	0	0	0
Nov 13	@ Car	W S		7 5 2	0.0 0.0	0	0	0 0	0	0	0	0	0
Nov 20	@ Atl	L S		5 5 0	0.0 0.0	0	0	0 0	0	0	0	0	0
Nov 27	TB	W S		7 5 2	0.0 0.0	0	0	0 0	0	2	0	1	0
Dec 4	@ Buf	W S		2 1 1	0.0 0.0	0	0	0 0	0	0	0	0	0
Dec 11	NO	L IA											
Dec 18	@ Ind	L S		6 3 3	0.0 0.0	0	0	0 0	0	0	0	0	0
Dec 24	Jax	W S		5 4 1	0.0 0.0	0	0	0 0	0	2	0	0	0
Jan 1	@ Hou	W S		9 8 1	0.0 0.0	0	0	0 0	0	3	0	0	0
<b>Totals</b>				<b>9-7 15/15</b>	<b>107 85 22</b>	<b>1.0 10.0</b>	<b>0</b>	<b>0 2</b>	<b>52 0</b>	<b>13 1</b>	<b>1 1</b>	<b>0 0</b>	

## JASON McCOURTY'S NFL STATISTICS

REGULAR SEASON		TACKLES									INTERCEPTIONS					FUMBLES			
Year	Team	GP	GS	Tot	Solo	Asst	Sk	Yds	QBP	TFL	No	Yds	Lg	TD	PD	FF	FR	Yds	SpT
2009	Tennessee	15	3	30	20	10	0.0	0.0	0	1	0	0	0	0	0	1	0	0	12
2010	Tennessee	12	6	45	36	9	0.0	0.0	0	1	2	11	11	0	13	0	0	0	4
2011	Tennessee	15	15	107	85	22	1.0	10.0	0	0	2	52	30	0	13	1	1	0	0
<b>NFL Totals</b>		<b>42</b>	<b>24</b>	<b>182</b>	<b>141</b>	<b>41</b>	<b>1.0</b>	<b>10.0</b>	<b>0</b>	<b>2</b>	<b>4</b>	<b>63</b>	<b>30</b>	<b>0</b>	<b>26</b>	<b>2</b>	<b>1</b>	<b>0</b>	<b>16</b>

### Single-Game Highs

Tackles - 13 vs. Houston (10/23/11)  
 Interceptions - 1 (Four times, last vs. Denver 9/25/11)  
 Sacks - 1 at Jacksonville (9/11/11)  
 Passes Defensed - 3 (Twice, last at Houston 1/1/12)  
 Special Teams Tackles - 3 (Twice, most recently at San Francisco 11/8/09)

### Additional Career Statistics

Kickoff Returns - 3 for 72 yards at N.Y. Jets (9/27/09)  
 Touchdowns - 1 (recovery of blocked punt in the end zone vs. Indianapolis, 10/30/11)



51



## GERALD MCRATH

LINEBACKER • 6'3" • 231 lbs • COLLEGE: SOUTHERN MISSISSIPPI  
 ACQUIRED: 4TH ROUND - 2009 • NFL EXP. (NFL/TITANS): 3/3  
 HOMETOWN: POWDER SPRINGS, GA.  
 GAMES PLAYED/GAMES STARTED: 40/12 (PLAYOFFS: 0/0)



**PRO:** Gerald McRath is a smart, athletic linebacker that made an immediate impact in his first two seasons, appearing in 28 total games with 12 starts at outside linebacker. In his brief NFL career, he has gained a reputation as a sound tackler with great leadership qualities.

### CAREER HIGHLIGHTS:

- In 2010, McRath played in 12 games (seven starts) and posted totals of 60 tackles and 1.5 sacks.
- Appeared in all 16 games with five starts at outside linebacker as a rookie in 2009 and posted 38 tackles, an interception, a pass defensed and nine special teams stops.
- Collected his first career NFL interception by picking off a Matt Hasselbeck pass in the regular season finale against Seattle (1/3/10).
- At the 2009 NFL Scouting Combine, he ran the 40-yard dash in 4.49 seconds, the fastest time among all linebackers.

### TITANS TIDBITS:

- McRath received the key to the city of Hattiesburg during a ceremony in July 2011. He has been a community leader and volunteer throughout the years, including his stay at Southern Miss.
- Although he attended Southern Miss for five years, McRath had one year of NCAA eligibility remaining when he declared for the NFL Draft in 2009. After redshirting as a true freshman, he suffered a season-ending injury in the second game of the 2006 season and was granted a medical redshirt. Having already received his degree in sports administration, he decided to go to the NFL after the 2008 season.
- McRath considers himself a cartoon aficionado. Among many favorites, he's particularly a fan of SpongeBob SquarePants.
- McRath is no stranger to hard work. He was a cashier at a Winn-Dixie supermarket from ninth to 11th grade, spent two summers in college unloading trucks at Lowe's and spent another summer working at a car auction in Hattiesburg.
- During the 2012 offseason, McRath coached a YMCA tee ball team. His group of children, ages 3 and 4, was called the Oreos.
- McRath loves spending time in the community and mentoring kids. During the 2012 offseason, he volunteered to spend time with children one day per week at Safe Haven Family Shelter.
- In April 2012, McRath and Titans assistant special teams coach Chet Parlavecchio participated in Dancing for Safe Haven, a celebrity dancing competition that raises money and awareness for the Nashville charity Safe Haven, which works to reduce family homelessness in Middle Tennessee.

### CAREER TRANSACTIONS:

- The Powder Springs, Ga., native was selected by the Titans in the fourth round (130th overall) of the 2009 NFL Draft.

### SEASON RECAPS:

**2011 (12/0):** Appeared in 12 games as a reserve and posted 14 tackles and a pass defensed. Collected four special teams tackles. Tied for the team lead in special teams tackles once in 2011 (at JAX). Was inactive for four games, including the final three contests.

- At Jacksonville (9/11), saw action as a reserve at linebacker and posted four solo tackles. Tied for the team lead with two special teams stops.
- Against Baltimore (9/18), played in a reserve role at linebacker and tallied a tackle. Pinned the Ravens deep in their own territory by downing Brett Kern's 33-yard punt at the Baltimore four-yard line in the opening

stanza. Collected a special teams tackle on coverage units.

- Against Denver (9/25), saw action as a reserve linebacker in nickel packages.
- At Pittsburgh (10/9), saw action as a reserve on special teams.
- Against Houston (10/23), saw time as a reserve on special teams coverage units and limited action as a linebacker.
- Against Indianapolis (10/30), saw significant action as a reserve linebacker and posted five tackles and a pass defensed. Ended a Colts' drive by knocking down a fourth-and-four pass intended for Pierre Garcon late in the fourth quarter.
- Against Cincinnati (11/6), saw action as a reserve linebacker and notched a tackle. Tallied a special teams tackle on coverage units.
- At Carolina (11/13), played as a reserve at linebacker and tallied two solo tackles. Recovered the Panthers' onside kick to start the second half.
- Against New Orleans (12/11), saw limited action on special teams before leaving the game early in the first quarter with an injury.

**2010 (12/7):** Appeared in 12 games with seven starts at linebacker and collected 60 tackles and 1.5 sacks. Placed on the Reserve/Suspended list for the first four games of the regular season.

- At Dallas (10/10), posted eight tackles in his first appearance of the season.
- At Jacksonville (10/18), recorded first start of the season and posted five tackles, a stop for loss and a quarterback pressure. Stuffed Deji Karim for a one-yard loss on a rush up the middle in the third quarter.
- At San Diego (10/31), tied a career high with 10 tackles and added a pass defensed.
- Against Washington (11/21), recorded six tackles, including a tackle for loss. Stuffed Keiland Williams for a three-yard loss on a rush off right end in the first quarter.
- Against Jacksonville (12/5), tied a career high with 10 tackles, including a half sack. Combined with William Hayes to drop David Garrard for a seven-yard sack on third-and-six in the third quarter.
- Against Houston (12/19), registered four tackles, including his first career solo sack. Came on an outside blitz and sacked Matt Schaub for a 10-yard loss in the third quarter.

**2009 (16/5):** Collected 38 tackles, an interception and a pass defensed, while posting nine special teams tackles on coverage units. Made his first career NFL start at San Francisco (11/8/09). Tied for the team lead in special teams tackles three times in 2009 (vs. HST, vs. IND, at IND).

- At San Francisco (11/8), made his first career start at linebacker and recorded six tackles in the Titans' 34-27 victory. Sealed the win by recovering the 49ers' onside kick with 38 seconds remaining in the game.
- At Houston (11/23), started at outside linebacker and posted four tackles in the Titans' 20-17 Monday Night Football victory.
- Against Miami (12/20), started at outside linebacker and posted a career-high 10 tackles in the Titans' 27-24 overtime win. Teamed with Kevin Vickerson to stuff Lousaka Polite for a one-yard loss on a rush up the middle on third-and-two in the third quarter. Collected a special teams stop on coverage units.
- Against San Diego (12/25), started at outside linebacker and notched eight tackles.
- At Seattle (1/3), started at outside linebacker and registered six tackles and his first career interception in the Titans' season-ending 17-13 victory. Sealed the victory by intercepting a Matt Hasselbeck pass intended for Justin Forsett late in the fourth quarter.

**COLLEGE:**

- McRath started 25 of 36 career games for the Golden Eagles, including 21 starts at middle linebacker and four at strong-side linebacker.
- Posted 386 career tackles, ranking third in USM history and eighth on the Conference USA record list. His tackle total ranked third among active major college players at the conclusion of 2008.
- Collected 32.5 tackles for loss, eight sacks, one interception, seven passes defended, six forced fumbles and three fumble recoveries.
- As a junior in 2008, earned All-Conference USA first-team honors from league's coaches. Started all 13 games at middle linebacker, leading league and ranking 10th in nation with average of 10.54 tackles per game. Led team for third consecutive year with 137 tackles and added 1.5 sacks, two quarterback pressures, 9.5 tackles for loss (second on squad), two forced fumbles, two fumble recoveries and two passes defended.
- In 2007, was named Conference USA Defensive Player of the Year by both coaches and media. Had 139 total tackles with 12 tackles for loss, 4.5 sacks, two passes defended and one force fumble.
- Named to Freshman All-American team by The Sporting News and Football Writers Association in 2006. Added All-Conference USA third-team and Freshman All-CUSA first-team accolades. Started nine of 14 games, including last seven contests at middle linebacker. Led team with 104 total tackles, added two sacks for minus 14 yards and finished third on squad with 11 tackles for loss. Forced two fumbles and deflected one pass.
- As a redshirt freshman in 2005, started team's first two games against Alabama (9/10) and McNeese State (9/17) at strong-side linebacker before being granted medical hardship. In first career game against Alabama (9/10), scored team's first touchdown of season on 32-yard interception return off Brodie Croyle and added six tackles, forced fumble and recovery and pass deflection.
- Redshirted in 2004.
- Received degree in December 2007 in sports administration.

**PERSONAL:**

- Single, splits time between Nashville and Powder Springs, Ga.
- At McEachern (Powder Springs, Ga.) High School, named to *Marietta Daily Journal* Dynamite Dozen, Cobb County Super 11 by *Atlanta Journal Constitution's* Georgia Top 50 and received a two-star (5.2) rating by Rivals.com. Listed as 32nd-best player in Georgia by Super Prep. As senior, McRath recorded 85 total tackles, three stops behind line of scrimmage, two fumble recoveries, one forced fumble, five quarterback pressures and one interception.
- As wrestler, won first place in 189-pound division as junior, and team won state titles in 2002 and 2003.
- Also participated in track (200m, 100m, 4x100m) and spent one season on baseball team.
- At Southern Miss, served as representative on Student Athletes Advisory Committee.
- The son of Karla and Victor Bush, he has one younger sister, Victoria.
- List of favorites: (movie) "Transformers"; (TV show) "SpongeBob SquarePants"; (actor) Denzel Washington; (music artists) Drake, any Atlanta artist; (school subject) math; (car) F-250; (video game) Guitar Hero; (author) Shel Silverstein; (food) pasta; and (sports hero) Michael Jordan.
- Born Gerald Devondrick McRath on June 16, 1986 in Austell, Ga.

**GERALD McRATH'S GAME-BY-GAME**

**2009 Tennessee Titans**

Date	Opp	W/L	P/S	Tot Solo Asst	Sk - Yds	QBP	TFL	Int - Yds	TD	PD	FF	FR - Yds	SpT
Sept 10	@ Pit	L	p	0 0 0	0.0 0.0	0	0	0 0 0	0	0	0	0 0	0
Sept 20	Hou	L	p	0 0 0	0.0 0.0	0	0	0 0 0	0	0	0	0 0	1
Sept 27	@ NYJ	L	p	0 0 0	0.0 0.0	0	0	0 0 0	0	0	0	0 0	0
Oct 4	@ Jax	L	p	0 0 0	0.0 0.0	0	0	0 0 0	0	0	0	0 0	1
Oct 11	Ind	L	p	0 0 0	0.0 0.0	0	0	0 0 0	0	0	0	0 0	2
Oct 18	@ NE	L	p	0 0 0	0.0 0.0	0	0	0 0 0	0	0	0	0 0	0
Nov 1	Jax	W	p	0 0 0	0.0 0.0	0	0	0 0 0	0	0	0	0 0	0
Nov 8	@ SF	W	S	6 4 2	0.0 0.0	0	0	0 0 0	0	0	0	0 0	0
Nov 15	Buf	W	p	0 0 0	0.0 0.0	0	0	0 0 0	0	0	0	0 0	2
Nov 23	@ Hou	W	S	4 2 2	0.0 0.0	0	0	0 0 0	0	0	0	0 0	0
Nov 29	Ari	W	p	2 1 1	0.0 0.0	0	0	0 0 0	0	0	0	0 0	1
Dec 6	@ Ind	L	p	0 0 0	0.0 0.0	0	0	0 0 0	0	0	0	0 0	1
Dec 13	StL	W	p	2 1 1	0.0 0.0	0	0	0 0 0	0	0	0	0 0	0
Dec 20	Mia	W	S	10 6 4	0.0 0.0	0	0	0 0 0	0	0	0	0 0	1
Dec 25	SD	L	S	8 7 1	0.0 0.0	0	0	0 0 0	0	0	0	0 0	0
Jan 3	@ Sea	W	S	6 4 2	0.0 0.0	0	0	1 0 0	1	0	0	0 0	0
<b>Totals</b>				<b>8-8 16/5</b>	<b>38 25 13</b>	<b>0.0 0.0</b>	<b>0 0</b>	<b>1 0 0</b>	<b>0 1 0</b>	<b>0 0</b>	<b>0 0</b>	<b>0 0</b>	<b>9</b>

**2010 Tennessee Titans**

Date	Opp	W/L	P/S	Tot Solo Asst	Sk - Yds	QBP	TFL	Int - Yds	TD	PD	FF	FR - Yds	SpT
Sept 12	Oak	W	SUS										
Sept 19	Pit	L	SUS										
Sept 26	@ NYG	W	SUS										
Oct 3	Den	L	SUS										
Oct 10	@ Dal	W	p	8 7 1	0.0 0.0	0	0	0 0 0	0	0	0	0 0	0
Oct 18	@ Jax	W	S	5 3 2	0.0 0.0	1	1	0 0 0	0	0	0	0 0	1
Oct 24	Phi	W	p	4 2 2	0.0 0.0	0	0	0 0 0	0	0	0	0 0	1
Oct 31	@ SD	L	S	10 10 0	0.0 0.0	0	0	0 0 0	0	1	0	0 0	0

Nov 14	@ Mia	L	S	5 3 2	0.0 0.0	0	0	1 0 0	0	0	0	0 0	0
Nov 21	Was	L	S	6 5 1	0.0 0.0	0	0	1 0 0	0	0	0	0 0	0
Nov 28	@ Hou	L	S	4 3 1	0.0 0.0	0	0	0 0 0	0	1	0	0 0	0
Dec 5	Jax	L	S	10 6 4	0.5 3.5	0	0	0 0 0	0	0	0	0 0	0
Dec 9	Ind	L	p	2 1 1	0.0 0.0	0	0	0 0 0	0	0	0	0 0	0
Dec 19	Hou	W	p	4 3 1	1.0 10.0	0	0	0 0 0	0	0	0	0 0	0
Dec 26	@ KC	L	S	2 2 0	0.0 0.0	0	0	0 0 0	0	0	0	0 0	0
Jan 2	@ Ind	L	p	0 0 0	0.0 0.0	0	0	0 0 0	0	0	0	0 0	1
<b>Totals</b>				<b>6-10 12/7</b>	<b>60 45 15</b>	<b>1.5 13.5</b>	<b>1 3</b>	<b>0 0 0</b>	<b>0 2 0</b>	<b>0 0 0</b>	<b>0 0</b>	<b>0 0</b>	<b>3</b>

**2011 Tennessee Titans**

Date	Opp	W/L	P/S	Tot Solo Asst	Sk - Yds	QBP	TFL	Int - Yds	TD	PD	FF	FR - Yds	SpT
Sept 11	@ Jax	L	p	4 4 0	0.0 0.0	0	0	0 0 0	0	0	0	0 0	2
Sept 18	Balt	W	p	1 0 1	0.0 0.0	0	0	0 0 0	0	0	0	0 0	1
Sept 25	Den	W	p	0 0 0	0.0 0.0	0	0	0 0 0	0	0	0	0 0	0
Oct 2	@ Cle	W	IA										
Oct 9	@ Pit	L	p	0 0 0	0.0 0.0	0	0	0 0 0	0	0	0	0 0	0
Oct 23	Hou	L	p	0 0 0	0.0 0.0	0	0	0 0 0	0	0	0	0 0	0
Oct 30	Ind	W	p	5 4 1	0.0 0.0	0	0	0 0 0	0	1	0	0 0	0
Nov 6	Cin	L	p	1 1 0	0.0 0.0	0	0	0 0 0	0	0	0	0 0	1
Nov 13	@ Car	W	p	2 2 0	0.0 0.0	0	0	0 0 0	0	0	0	0 0	0
Nov 20	@ Atl	L	p	0 0 0	0.0 0.0	0	0	0 0 0	0	0	0	0 0	0
Nov 27	TB	W	p	1 0 1	0.0 0.0	0	0	0 0 0	0	0	0	0 0	0
Dec 4	@ Buf	W	p	0 0 0	0.0 0.0	0	0	0 0 0	0	0	0	0 0	0
Dec 11	NO	L	p	0 0 0	0.0 0.0	0	0	0 0 0	0	0	0	0 0	0
Dec 18	@ Ind	L	IA										
Dec 24	Jax	W	IA										
Jan 1	@ Hou	W	IA										
<b>Totals</b>				<b>9-7 12/0</b>	<b>14 11 3</b>	<b>0.0 0.0</b>	<b>0 0</b>	<b>0 0 0</b>	<b>0 0 0</b>	<b>0 1 0</b>	<b>0 0</b>	<b>0 0</b>	<b>4</b>

## GERALD McRATH'S NFL STATISTICS

REGULAR SEASON		TACKLES									INTERCEPTIONS					FUMBLES			
Year	Team	GP	GS	Tot	Solo	Asst	Sk	Yds	QBP	TFL	No	Yds	Lg	TD	PD	FF	FR	Yds	SpT
2009	Tennessee	16	5	38	25	13	0.0	0.0	0	0	1	0	0	0	1	0	0	0	9
2010	Tennessee	12	7	60	45	15	1.5	13.5	1	3	0	0	0	0	2	0	0	0	3
2011	Tennessee	12	0	14	11	3	0.0	0.0	0	0	0	0	0	0	1	0	0	0	4
<b>NFL Totals</b>		<b>40</b>	<b>12</b>	<b>112</b>	<b>81</b>	<b>31</b>	<b>1.5</b>	<b>13.5</b>	<b>1</b>	<b>3</b>	<b>1</b>	<b>0</b>	<b>0</b>	<b>0</b>	<b>4</b>	<b>0</b>	<b>0</b>	<b>0</b>	<b>16</b>

### Single-Game Highs

Tackles - 10 (Three times, last vs. Jacksonville 12/5/10)

Interceptions - 1 at Seattle (1/3/10)

Sacks - 1 vs. Houston (12/19/10)

91



## DERRICK MORGAN

DEFENSIVE END • 6'3" • 273 lbs • COLLEGE: GEORGIA TECH  
 ACQUIRED: 1ST ROUND - 2010 • NFL EXP.: 3/3  
 HOMETOWN: COATESVILLE, PA.  
 GAMES PLAYED/GAMES STARTED: 19/10 (PLAYOFFS: 0/0)



**PRO:** Derrick Morgan returned to the field in 2011 after his rookie campaign was cut short by a season-ending knee injury in the team's fourth game. The 6-foot-3-inch, 273-pounder appeared in 15 games in his second season and led the team with 20 quarterback pressures. Morgan enjoyed a healthy, productive 2012 offseason and is ready to show the promise that made him the Titans' 2010 first-round draft choice. The former Georgia Tech defensive end is an explosive defender equally adept at rushing the passer and stopping the run. Morgan has a reputation as a gritty player with a non-stop motor, and he has the ability to play on either side of the defensive line.

### CAREER HIGHLIGHTS:

- In 2011, Morgan appeared in 15 games and led the team with 20 quarterback pressures. He also tallied 47 tackles, 2.5 sacks, three tackles for loss and two passes defended.
- As a rookie in 2010, saw action in four games and amassed 10 tackles and 1.5 sacks before being placed on season-ending injured reserve.
- In 2009, Morgan's junior year, he won Conference Defensive Player of the Year honors after leading the ACC with 12.5 sacks and finishing second in the conference with 18.5 tackles for loss.

### TITANS TIDBITS:

- Morgan changed his jersey number from 90 to 91 during the 2012 offseason. He is familiar with the number 91, having worn it during his three seasons at Georgia Tech. Former Titans defensive lineman Jason Jones wore 91 in Morgan's first two seasons with the club.
- Morgan credits his mother, Pamela Wooden, as his primary role model in life. He also says that she should be credited with his football success, since, even as a single parent, she managed to take him to every practice and every game during his youth.
- Morgan experienced the 2010 NFL Draft as one of the players invited by the league to Radio City Music Hall. He was surrounded by his mother, father, grandparents and other loved ones when NFL Commissioner Roger Goodell announced his name with the 16th overall pick.

### CAREER TRANSACTIONS:

- The Coatesville, Pa., native was selected by the Titans in the first round (16th overall) of the 2010 NFL Draft.

### SEASON RECAPS:

- 2011 (15/10):** Appeared in 15 games with 10 starts and led the team with 20 quarterback pressures. Added 47 tackles, 2.5 sacks, three tackles for loss and two passes defended. Tied for the team lead in tackles once in 2011 (at IND). Tied for the team lead in sacks twice in 2011 (vs. BAL, at CLE). Led or tied for the team lead in quarterback pressures six times in 2011 (at PIT, vs. IND, vs. CIN, at BUF, vs. NO, vs. JAX). Made his first career start against Indianapolis (10/30/11). Was inactive for the season opener at Jacksonville (9/11).
- Against Baltimore (9/18), returned to the lineup as a reserve defensive end and tallied three tackles, a sack and two quarterback pressures. Dropped Joe Flacco for a five-yard sack on the final play of the game.
  - Against Denver (9/25), played in a reserve role at defensive end and notched three tackles, including a stop for loss and a quarterback pressure. Completed a four-play goalline stand by stuffing Willis McGahee for a one-yard loss on a fourth-and-one rush in the final stanza.
  - At Cleveland (10/2), played in a reserve role at defensive end and collected three solo tackles, including a sack and a quarterback pressure. Dropped Colt McCoy for a sack late in the fourth quarter.
  - Against Indianapolis (10/30), made his first career start at defensive end

and posted four tackles, three quarterback pressures and a pass defended. Batted down a pass intended for Pierre Garcon at the line of scrimmage late in the fourth quarter.

- Against Cincinnati (11/6), started at defensive end and notched three tackles, including a stop for loss and a team-best three quarterback pressures. Dropped Cedric Benson for a one-yard loss on a rush off right guard early in the third quarter.
- At Indianapolis (12/18), started at defensive end and tied for the team lead with eight tackles.
- Against Jacksonville (12/24), started at defensive end and totaled seven tackles, a team-best three quarterback pressures, a stop for loss and a pass defended. Stuffed Maurice Jones-Drew for a three-yard loss on a rush off right tackle in the first quarter. Batted down a pass intended for Jarett Dilliard at the line of scrimmage in the second quarter.
- At Houston (1/1), started at defensive end and collected three tackles, including a half sack and a quarterback pressure. Teamed with Jurrell Casey to drop T.J. Yates for a five-yard sack on the Texans' first play from scrimmage.

**2010 (4/0):** Appeared in four games as a reserve defensive end and collected 10 tackles and 1.5 sacks. Placed on injured reserve on Oct. 5, 2010 with a knee injury. Collected his first career sack in his first career game against Oakland (9/12/10). Tied for the team lead in sacks once in 2010 (vs. OAK).

- Against Oakland (9/12), played in a reserve role at defensive end in his first NFL contest and posted a sack and a pass defended. Registered his first career sack by dropping Jason Campbell for an eight-yard loss in the first quarter. Batted down a pass intended for Darren McFadden in the fourth quarter.
- Against Pittsburgh (9/19), played in a reserve role at defensive end and collected five tackles, including a half sack. Halted a Steelers' drive by combining with Tony Brown to sack Charlie Batch for a five-yard loss on third-and-15 in the third quarter.
- Against Denver (10/3), played in a reserve role at defensive end before leaving the game in the second quarter with an injury.

### COLLEGE:

- In three seasons at Georgia Tech, Morgan totaled 115 tackles, 19.5 sacks, 29.5 tackles for loss, five passes defended, six fumble recoveries and two forced fumbles in 39 games. He played in 12 games as a reserve defensive end during his freshman season and then started all 27 of the team's games during his sophomore and junior seasons at left defensive end. His 19.5 sacks ranked seventh in Georgia Tech history.
- As a junior (2009), named the ACC Defensive Player of the Year after leading the conference (eighth in nation) with 12.5 sacks, which tied for fourth on school's single-season record list. During his team's ACC Championship season, his career-best 55 tackles ranked fifth on the squad. With 18.5 tackles for losses, he ranked second in the ACC and also tied for seventh on Tech's annual record chart. He added one pass defended, two fumble recoveries and two forced fumbles in 14 games. Earned first-team All-American honors from The NFL Draft Report, Associated Press and American Football Coaches Association, and added second-team honors from Walter Camp, *Sports Illustrated* and *The Sporting News*.
- As a sophomore (2008), started all 13 games and ranked second on the team (eighth in ACC) with seven sacks. Also led the team's defensive linemen with 51 tackles and added 9.5 tackles for loss, three passes defended, four fumble recoveries (tied for second in nation) and one blocked field goal.
- As a freshman (2007), saw action in 12 of 13 games as a reserve and

registered nine tackles, 1.5 tackles for loss and one pass defended.

- Enrolled in January 2007 and participated in spring practice.
- Majored in business management.

**PERSONAL:**

- Has a son, Elias Lee Morgan.
- Splits time between Nashville and Coatesville, Pa.
- Listed by Rivals.com and SuperPrep as the first-overall prospect in Pennsylvania when he was coming out of Coatesville (Pa.) High School. He earned first-team All-State and league Defensive Player of the Year honors after collecting seven sacks, six tackles for loss and 47 tackles as a senior defensive end. He also recorded 523 yards and eight touchdowns as a running back.
- Member of Kappa Alpha Psi fraternity.
- Follow Morgan on Twitter at @dmorg91.
- List of favorites: (movie) "Boyz n the Hood"; (TV show) "The Fresh Prince of Bel Air"; (actor) Will Smith; (music artist) The Notorious B.I.G.; (school subject) entrepreneurship; (video game) Call of Duty; (food) pizza; (sports

hero) Jerry Rice; and (sports team as a child) San Francisco 49ers.

- Born Derrick Lee Morgan on Jan. 6, 1989 in Lancaster, Pa.

**DERRICK MORGAN'S GAME-BY-GAME**

2010 Tennessee Titans

Date	Opp	W/L	P/S	Tot	Solo	Asst	Sk	- Yds	QBP	TFL	Int	- Yds	-TD	PD	FF	FR	- Yds	SpT	
Sept 12	Oak	W	p	1	1	0	1.0	8.0	1	0	0	0	0	1	0	0	0	0	0
Sept 19	Pit	L	p	5	2	3	0.5	2.5	0	0	0	0	0	0	0	0	0	0	0
Sept 26	@NYG	W	p	4	3	1	0.0	0.0	0	0	0	0	0	0	0	0	0	0	0
Oct 3	Den	L	p	0	0	0	0.0	0.0	0	0	0	0	0	0	0	0	0	0	0
Oct 10	@Dal																		
Oct 18	@Jax																		
Oct 24	Phi																		
Oct 31	@SD																		
Nov 14	@Mia																		
Nov 21	Was																		
Nov 28	@Hou																		
Dec 5	Jax																		
Dec 9	Ind																		
Dec 19	Hou																		
Dec 26	@KC																		
Jan 2	@Ind																		
<b>Totals</b>				<b>2-2</b>	<b>4/0</b>	<b>10</b>	<b>6</b>	<b>4</b>	<b>1.5</b>	<b>10.5</b>	<b>1</b>	<b>0</b>	<b>0</b>	<b>0</b>	<b>1</b>	<b>0</b>	<b>0</b>	<b>0</b>	<b>0</b>

Placed on injured reserve on Oct. 5, 2010

2011 Tennessee Titans

Date	Opp	W/L	P/S	Tot	Solo	Asst	Sk	- Yds	QBP	TFL	Int	- Yds	-TD	PD	FF	FR	- Yds	SpT	
Sept 11	@Jax	L	IA																
Sept 18	Balt	W	p	3	3	0	1.0	5.0	2	0	0	0	0	0	0	0	0	0	0
Sept 25	Den	W	p	3	1	2	0.0	0.0	1	1	0	0	0	0	0	0	0	0	0
Oct 2	@Cle	W	p	3	3	0	1.0	1.0	1	0	0	0	0	0	0	0	0	0	0
Oct 9	@Pit	L	p	2	0	2	0.0	0.0	2	0	0	0	0	0	0	0	0	0	0
Oct 23	Hou	L	p	1	0	1	0.0	0.0	0	0	0	0	0	0	0	0	0	0	0
Oct 30	Ind	W	S	4	2	2	0.0	0.0	3	0	0	0	1	0	0	0	0	0	0
Nov 6	Cin	L	S	3	1	2	0.0	0.0	3	1	0	0	0	0	0	0	0	0	0
Nov 13	@Car	W	S	3	2	1	0.0	0.0	0	0	0	0	0	0	0	0	0	0	0
Nov 20	@Atl	L	S	2	1	1	0.0	0.0	0	0	0	0	0	0	0	0	0	0	0
Nov 27	TB	W	S	0	0	0	0.0	0.0	0	0	0	0	0	0	0	0	0	0	0
Dec 4	@Buf	W	S	1	0	1	0.0	0.0	2	0	0	0	0	0	0	0	0	0	0
Dec 11	NO	L	S	4	1	3	0.0	0.0	2	0	0	0	0	0	0	0	0	0	0
Dec 18	@Ind	L	S	8	4	4	0.0	0.0	0	0	0	0	0	0	0	0	0	0	0
Dec 24	Jax	W	S	7	5	2	0.0	0.0	3	1	0	0	1	0	0	0	0	0	0
Jan 1	@Hou	W	S	3	0	3	0.5	2.5	1	0	0	0	0	0	0	0	0	0	0
<b>Totals</b>				<b>9-7</b>	<b>15/10</b>	<b>47</b>	<b>23</b>	<b>24</b>	<b>2.5</b>	<b>8.5</b>	<b>20</b>	<b>3</b>	<b>0</b>	<b>0</b>	<b>2</b>	<b>0</b>	<b>0</b>	<b>0</b>	<b>0</b>

**DERRICK MORGAN'S NFL STATISTICS**

REGULAR SEASON		TACKLES									INTERCEPTIONS					FUMBLES			
Year	Team	GP	GS	Tot	Solo	Asst	Sk	Yds	QBP	TFL	No	Yds	Lg	TD	PD	FF	FR	Yds	SpT
2010	Tennessee	4	0	10	6	4	1.5	10.5	1	0	0	0	0	1	0	0	0	0	0
2011	Tennessee	15	10	47	23	24	2.5	8.5	20	3	0	0	0	2	0	0	0	0	0
<b>NFL Totals</b>		<b>19</b>	<b>10</b>	<b>57</b>	<b>29</b>	<b>28</b>	<b>4.0</b>	<b>19.0</b>	<b>21</b>	<b>3</b>	<b>0</b>	<b>0</b>	<b>0</b>	<b>0</b>	<b>3</b>	<b>0</b>	<b>0</b>	<b>0</b>	<b>0</b>

**Single-Game Highs**

- Tackles - 8 at Indianapolis (12/18/11)
- Sacks - 1 (Three times, last at Cleveland 10/2/11)
- Quarterback Pressures - 3 (Three times, last vs. Jacksonville (12/24/11))

29



## RYAN MOUTON

CORNERBACK • 5'9" • 187 lbs • COLLEGE: HAWAII

ACQUIRED: 3RD ROUND - 2009 • NFL EXP. (NFL/TITANS): 4/4

HOMETOWN: HOUSTON, TEXAS

GAMES PLAYED/GAMES STARTED: 23/2 (PLAYOFFS: 0/0)



**PRO:** Ryan Mouton is a quick cornerback that possesses excellent leaping ability and above average strength. He has the talent to challenge pass catchers on the outside, as well as the technique and speed necessary to defend receivers in the slot. Mouton returns to the field after missing the entire 2011 season because of an Achilles injury suffered in training camp and looks to provide versatility in the defensive backfield.

### CAREER HIGHLIGHTS:

- In 2010, saw action in nine games and ranked fourth on the team with 10 special teams stops.
- Appeared in 14 games with two starts at cornerback as a rookie and registered 17 tackles, including a tackle for loss, and nine special teams stops.

### TITANS TIDBITS:

- In June 2010, Mouton teamed with 49ers center Eric Heitman to put on the first annual Katy (Texas) Athletic Booster Golf Scramble. Proceeds from the event went to support facilities and equipment for their former high school.
- Mouton got acclimated to Hawaiian island life by taking Samoan classes while in school.
- Mouton is a good friend of former Hawaii and current Miami Dolphins wide receiver Davone Bess. They were roommates during Mouton's junior season at Hawaii.
- Mouton's family has strong ties to the ministry: his grandfather, Roland, Sr., his father, Ronald, and his father's twin brother, Roland, Jr., all are local pastors. Mouton has an interest in following in their footsteps after his playing career.
- While in college, Mouton worked at Hawaii Speed and Quickness, a local strength and training outfit that works with young athletes.

### CAREER TRANSACTIONS:

- The Houston, Texas, native was selected by the Titans in the third round (94th overall) of the 2009 NFL Draft.

### SEASON RECAPS:

**2011 (0/0):** Missed the entire season after being placed on injured reserve on Aug. 4, 2011 with an Achilles injury that was suffered in training camp.

**2010 (9/0):** Appeared in nine games and finished fourth on the team with 10 special teams tackles. Collected three tackles in limited defensive play. Tied for the team lead in special teams tackles three times in 2010 (vs. OAK, vs. DEN, vs. WAS). Was inactive for four games. Was placed on injured reserve with a groin injury on Dec. 17, 2010.

- Against Oakland (9/12), played in a reserve role primarily on special teams and tied for the team lead with two solo tackles. Caused a fumble by Yamon Figurs on the opening kickoff but the loose ball was recovered by the Raiders.
- Against Denver (10/3), saw limited action on defense as the dime back and notched a tackle. Tied for the team lead with two special teams tackles.
- At Dallas (10/10), saw limited action as the dime back. Notched two special teams tackle on coverage units. Stuffed Dez Bryant for a one-yard loss on a punt return in the second quarter.
- Against Washington (11/21), saw limited action as the dime back and recorded two solo tackles. Tied for the team lead with two special teams tackles on coverage units.

**2009 (14/2):** In his rookie season, appeared in 14 games with two starts and registered 17 tackles, including a tackle for loss. Posted nine special teams tackles on coverage units and returned six punts for 37 yards and one kickoff for 14 yards. Started his first career game as the nickel back at Jacksonville (10/4). Tied for the team lead in special teams tackles twice in 2009 (at HST, vs. MIA). Was inactive for the regular season opener at Pittsburgh and the regular season finale at Seattle.

- Against Houston (9/20), saw action in his first NFL game and returned four punts for 25 yards.
- At Jacksonville (10/4), made his first career NFL start as the nickel back and posted six tackles, including a stop for a loss. Stuffed Mike Thomas for a three-yard loss on a rush off right end in the third quarter. Registered a special teams tackle on coverage units.
- Against New England (10/18), started at cornerback and posted eight tackles.
- At Houston (11/23), tied for the team lead with three special teams tackles in the Titans' 20-17 Monday Night Football victory.

### COLLEGE:

- As a senior (2008), named to All-WAC first team as a cornerback. Started all 13 games - eight at cornerback, three at free safety and two as a wide receiver. Notched 43 tackles, including six tackles for loss, an interception and eight pass breakups. Totaled eight receptions for 71 yards as a receiver. Also excelled as a kickoff returner with 24 returns for 514 yards and a touchdown.
- As a junior (2007), appeared in 11 games as backup cornerback and first-string nickel back. Amassed 26 total tackles, including three tackles for loss, two interceptions and seven pass breakups. Also saw time at kickoff returner and averaged 29.6 yards on 14 kickoffs, which ranked fifth nationally. Returned a kickoff 90 yards for a score against Charleston Southern.
- As a sophomore (2006), attended Blinn College in Brenham, Texas and was named a first-team NJCAA All-American. Was voted team's most outstanding defensive player and helped Blinn to a perfect 12-0 record and the JC Gridwire 2006 National Championship by recording five interceptions and returning two of those for touchdowns. Also returned two kickoffs for touchdowns.
- As a freshman (2005), played in 10 games with two starts during his initial season at Blinn Junior College and registered four interceptions.
- Majored in sociology at Hawaii.

### PERSONAL:

- Single, splits time between Nashville and Houston, Texas.
- Attended Katy High School in Texas and led the team to the Texas 5A Division II championship. Starred on both sides of the ball as a wide receiver and cornerback in Katy's championship season and was an all-area selection, all-state selection and Texas Top 100 pick as a senior.
- Also lettered in track and field, running the 100-meter dash.
- List of favorites: (movie) "The Boondock Saints"; (TV show) "Family Guy"; (actor) Chris Tucker; (music artists) local Houston rap artists; (school subject) math; (car) Range Rover; (book) the Bible; (video game) NBA 2K; (sports hero) Deion Sanders; and (food) soul food.
- Born Ryan Keith Mouton on Sept. 23, 1986 in Houston, Texas.

## RYAN MOUTON'S GAME-BY-GAME

### 2009 Tennessee Titans

Date	Opp	W/L	P/S	Tot	Solo	Asst	Sk	- Yds	QBP	TFL	Int - Yds	-TD	PD	FF	FR - Yds	SpT
Sept 10	@ Pit	L	IA													
Sept 20	Hou	L	p	0	0	0	0.0	0.0	0	0	0	0	0	0	0	0
Sept 27	@ NYJ	L	p	3	1	2	0.0	0.0	0	0	0	0	0	0	0	0
Oct 4	@ Jax	L	S	6	4	2	0.0	0.0	0	1	0	0	0	0	0	1
Oct 11	Ind	L	p	0	0	0	0.0	0.0	0	0	0	0	0	0	0	0
Oct 18	@ NE	L	S	8	4	4	0.0	0.0	0	0	0	0	0	0	0	0
Nov 1	Jax	W	p	0	0	0	0.0	0.0	0	0	0	0	0	0	0	1
Nov 8	@ SF	W	p	0	0	0	0.0	0.0	0	0	0	0	0	0	0	1
Nov 15	Buf	W	p	0	0	0	0.0	0.0	0	0	0	0	0	0	0	0
Nov 23	@ Hou	W	p	0	0	0	0.0	0.0	0	0	0	0	0	0	0	3
Nov 29	Ari	W	p	0	0	0	0.0	0.0	0	0	0	0	0	0	0	0
Dec 6	@ Ind	L	p	0	0	0	0.0	0.0	0	0	0	0	0	0	0	0
Dec 13	StL	W	p	0	0	0	0.0	0.0	0	0	0	0	0	0	0	1
Dec 20	Mia	W	p	0	0	0	0.0	0.0	0	0	0	0	0	0	0	2
Dec 25	SD	L	p	0	0	0	0.0	0.0	0	0	0	0	0	0	0	0
Jan 3	@ Sea	W	IA													
<b>2009 Totals</b>	<b>8-8</b>	<b>14/2</b>		<b>17</b>	<b>9</b>	<b>8</b>	<b>0.0</b>	<b>0.0</b>	<b>0</b>	<b>1</b>	<b>0</b>	<b>0</b>	<b>0</b>	<b>0</b>	<b>0</b>	<b>9</b>

\* Four punt returns for 25 yards (vs. Houston 9/20/09), Two punt returns for 12 yards (at N.Y. Jets 9/27/09), One kickoff return for 14 yards (at N.Y. Jets 9/27/09)

### 2010 Tennessee Titans

Date	Opp	W/L	P/S	Tot	Solo	Asst	Sk	- Yds	QBP	TFL	Int - Yds	-TD	PD	FF	FR - Yds	SpT
Sept 12	Oak	W	p	0	0	0	0.0	0.0	0	0	0	0	0	0	0	2
Sept 19	Pit	L	p	0	0	0	0.0	0.0	0	0	0	0	0	0	0	0
Sept 26	@ NYG	W	p	0	0	0	0.0	0.0	0	0	0	0	0	0	0	1
Oct 3	Den	L	p	1	1	0	0.0	0.0	0	0	0	0	0	0	0	2
Oct 10	@ Dal	W	p	0	0	0	0.0	0.0	0	0	0	0	0	0	0	2
Oct 18	@ Jax	W	p	0	0	0	0.0	0.0	0	0	0	0	0	0	0	0
Oct 24	Phi	W	p	0	0	0	0.0	0.0	0	0	0	0	0	0	0	0
Oct 31	@ SD	L	IA													
Nov 14	@ Mia	L	IA													
Nov 21	Was	L	p	2	2	0	0.0	0.0	0	0	0	0	0	0	0	2
Nov 28	@ Hou	L	p	0	0	0	0.0	0.0	0	0	0	0	0	0	0	1
Dec 5	Jax	L	IA													
Dec 9	Ind	L	IA													
Dec 19	Hou															
Placed on injured reserve (groin) on Dec. 17, 2010																
Dec 26	@ KC															
Jan 2	@ Ind															
<b>Totals</b>	<b>5-8</b>	<b>9/0</b>		<b>3</b>	<b>3</b>	<b>0</b>	<b>0.0</b>	<b>0.0</b>	<b>0</b>	<b>0</b>	<b>0</b>	<b>0</b>	<b>0</b>	<b>0</b>	<b>0</b>	<b>10</b>

### 2011 Tennessee Titans

Date	Opp	W/L	P/S	Tot	Solo	Asst	Sk	- Yds	QBP	TFL	Int - Yds	-TD	PD	FF	FR - Yds	SpT
Placed on injured reserve (Achilles) on Aug. 4, 2011																
<b>Totals</b>	<b>9-7</b>	<b>0/0</b>		<b>0</b>	<b>0</b>	<b>0</b>	<b>0.0</b>	<b>0.0</b>	<b>0</b>	<b>0</b>	<b>0</b>	<b>0</b>	<b>0</b>	<b>0</b>	<b>0</b>	<b>0</b>

## RYAN MOUTON'S NFL STATISTICS

REGULAR SEASON			TACKLES								INTERCEPTIONS					FUMBLES			
Year	Team	GP	GS	Tot	Solo	Asst	Sk	Yds	QBP	TFL	No	Yds	Lg	TD	PD	FF	FR	Yds	SpT
2009	Tennessee	14	2	17	9	8	0.0	0.0	0	1	0	0	0	0	0	0	0	0	9
2010	Tennessee	9	0	3	3	0	0.0	0.0	0	0	0	0	0	0	0	0	0	0	10
2011	Tennessee	0	0	Injured Reserve															
<b>NFL Totals</b>		<b>23</b>	<b>2</b>	<b>20</b>	<b>12</b>	<b>8</b>	<b>0.0</b>	<b>0.0</b>	<b>0</b>	<b>1</b>	<b>0</b>	<b>0</b>	<b>0</b>	<b>0</b>	<b>0</b>	<b>0</b>	<b>0</b>	<b>0</b>	<b>19</b>

### Single-Game Highs

Tackles - 8 at New England (10/18/09)  
 Special Teams Tackles - 3 at Houston (11/23/09)

### Additional Statistics

Six punt returns for 37 yards (2009)  
 One kickoff return for 14 yards (2009)

66



## MIKE OTTO

TACKLE • 6'5" • 308 lbs • COLLEGE: PURDUE  
 ACQUIRED: 7TH ROUND - 2007 • NFL EXP. (NFL/TITANS): 5/5  
 HOMETOWN: KOKOMO, IND.  
 GAMES PLAYED/GAMES STARTED: 41/2 (PLAYOFFS: 1/0)



**PRO:** Mike Otto brings depth and durability to a veteran group of offensive linemen. Labeled by Titans coaches as a versatile lineman that can play tackle or guard, the former seventh round pick will contend for the primary backup tackle position again in 2012.

### TITANS TIDBITS:

- Otto's decision to attend Purdue and play football was heavily supported because of his family's deep roots at the university. His father, Ken, played basketball at Purdue from 1971 to 1973, and his mother, Judy; sister, Jennifer; brother, Brian; two uncles; and three aunts also are Purdue graduates.
- Otto's most interesting job in high school was working as a groundskeeper for a cemetery. Looking for an opportunity to make money as a teenager, Otto didn't mind the strange location. His duties consisted of mowing the grass, attending to the flowers and making sure the tombstones stayed upright.
- Otto's great appreciation for blues and rock music has inspired him to one day open up a blues and rock bar where people can listen to live music.
- Otto enjoys traveling around the world during the offseason. In 2008, he visited Taiwan for a week with his brother-in-law to learn the culture and experience the country. In March 2010, he spent a week golfing in Ireland. In 2012, he and his girlfriend, Katrina, spent two weeks in Brussels, London and Amsterdam with teammate Michael Roos and his wife.

### CAREER TRANSACTIONS:

- A native of Kokomo, Ind., Otto was selected by the Titans in the seventh round (223rd overall) in the 2007 NFL Draft.

### SEASON RECAPS:

- 2011 (15/1):** Appeared in 15 games primarily on special teams with one start on the offensive front. Registered his first career start on the offensive line at right tackle against Tampa Bay (11/27/11).
- Against Denver (9/25), played as a reserve on special teams and as an extra tackle on the goalline.
  - At Pittsburgh (10/9), saw action as a reserve as an extra tight end and on special teams.
  - Against Indianapolis (10/30), saw action as an extra tight end and on special teams.
  - At Carolina (11/13), saw action as a reserve on special teams and as an extra tight end.
  - At Atlanta (11/20), saw action at right tackle after David Stewart left the game in the second quarter with an injury. Was a part of an offensive line that allowed just one sack on 44 pass attempts.
  - Against Tampa Bay (11/27), made his first career start at right tackle and was a member of an offensive front that opened holes for Titans' ball carriers to gain 202 yards on the ground, including 190 rush yards by Chris Johnson.
  - At Buffalo (12/4), dressed but did not play.
  - At Houston (1/1), saw action on special teams but left the game with an injury after the opening kickoff.

- 2010 (11/1):** Appeared in the final 11 games with one start as an extra tight end/tackle. Saw action on offense in games at Jacksonville (10/18), against Washington (11/21), at Houston (11/28), against Houston (12/19) and at Indianapolis (1/2).
- At Jacksonville (10/18), saw his first action of the season as a reserve on special teams and as an extra tackle in short-yardage situations.

- Against Washington (11/21), started as an extra tight end as the team opened the game in a two tight end set. Part of an offensive front that blocked for Titans' rushers to gain 151 yards on 25 carries.

**2009 (14/0):** Played in 14 games primarily on special teams in his third season. Was inactive with an injury against Jacksonville (11/1) and at San Francisco (11/8).

**2008 (1/0, 1/0):** Was listed as an inactive for the first 15 games of the season. Played in his first career NFL game at Indianapolis (12/28). Saw action in a reserve role on special teams against Baltimore (1/10).

**2007 (0/0, 0/0):** Spent the entire 2007 regular season on the Titans' practice squad. Signed to the active roster from the practice squad on Jan. 4, 2008.

- In AFC Wild Card Game at San Diego (1/6), dressed but did not play.

### COLLEGE:

- The anchor for the Boilermakers offensive line during his four-year career, Otto broke the school record with 51 career starts.
- As a senior co-captain, Otto started all 14 games at left tackle and helped Purdue rank first in Big Ten and 13th nationally in total offense. Earned second team All-Big Ten by the coaches, honorable mention All-Big Ten by the media, Academic All-Big Ten and was named a semifinalist for the Draddy Award for his academic success, football performance and exemplary community leadership. Received team's Noble E. Kizer Award for the top grade-point average last two semesters.
- As a junior, started all 11 games and earned honorable mention All-Big Ten by coaches and media. Was part of offensive line that allowed only nine sacks out of 428 passing attempts (one every 47.6 passes). Also named Academic All-Big Ten.
- As a sophomore, started all 12 games at left tackle and helped Boilermakers rank fourth in nation in passing offense at 321.2 yards per game.
- As a redshirt freshman, started all 13 games at left tackle and named first team Freshman All-American by Collegefootballnews.com, Rivals.com and The Sporting News. Selected to Big Ten All-Freshman team by The Sporting News and earned honorable mention All-Big Ten by coaches and media. Also named Academic All-Big Ten.
- Majored in organizational leadership and supervision.

### PERSONAL:

- Has a girlfriend and splits time between Nashville and Kokomo, Ind.
- Attended Maconaquah (Kokomo, Ind.) High School and earned first-team All-State as senior and junior at offensive guard. Also saw action at defensive end.
- Also lettered in basketball and track in high school.
- Hobbies include playing guitar and listening to music.
- Follow Otto on Twitter at @amishwizard66.
- List of favorites: (movie) "Garden State"; (TV show) "Scrubs"; (actress) Natalie Portman; (musician) Warren Zevon; (sports hero growing up) Tony Boselli; (school subject) history; (vacation getaway) Australia; (food) steak; and (car) Cadillac STS.
- Born Michael Everett Otto on July 24, 1983 in Kokomo, Ind.



**MIKE OTTO'S NFL STATISTICS****REGULAR SEASON**

<b>Year</b>	<b>Team</b>	<b>GP</b>	<b>GS</b>
2007	Tennessee	0	0
2008	Tennessee	1	0
2009	Tennessee	14	0
2010	Tennessee	11	1
2011	Tennessee	15	1
<b>NFL Totals</b>		<b>41</b>	<b>2</b>

**PLAYOFFS**

<b>Year</b>	<b>Team</b>	<b>GP</b>	<b>GS</b>
2007	Tennessee	0	0
2008	Tennessee	1	0
<b>Playoff Totals</b>		<b>1</b>	<b>0</b>


**Starts Breakdown:**

2010 - TE 1; 2011 - RT 1

**Additional Statistics:**

Tackles - 1 (2011)

14



## MICHAEL PRESTON

WIDE RECEIVER • 6'5" • 206 lbs • COLLEGE: HEIDELBERG  
 ACQUIRED: FREE AGENT - 2011 • NFL EXP. (NFL/TITANS): 1/1  
 HOMETOWN: EUCLID, OHIO  
 GAMES PLAYED/GAMES STARTED: 0/0 (PLAYOFFS: 0/0)



**PRO:** Michael Preston originally joined the Titans as an undrafted free agent prior to the 2011 season. The 6-foot-5-inch, 206-pounder made an early impression on the coaching staff at training camp and spent the entire 2011 campaign on the team's practice squad. Preston has unique combination of size and speed and uses his height to make plays on the ball in traffic.

### TITANS TIDBITS:

- Preston was literally a late bloomer. The 6-foot-5-inch, 206-pound wideout measured at just 5-foot-4 as freshman at Euclid High School. Preston's coach at Euclid, Mike Rezzolla, calls it "the most incredible physical transformation of a player I've ever seen." As a high schooler, Preston figured he would eventually grow as his dad is 6-foot-3, his mom is 5-foot-11 and his brother is 6-foot-5.

### CAREER TRANSACTIONS:

- The Euclid, Ohio, native was signed by the Titans as an undrafted free agent on July 28, 2011.
- Waived on Sept. 2, 2011 and re-signed to the Titans' practice squad on Sept. 4, 2011.
- Re-signed by the Titans as a free agent on Jan. 2, 2012.

### SEASON RECAPS:

**2011 (0/0):** Spent the entire 2011 season on the Titans' practice squad.

**2011 Arena Football League (3/3 - Utah Blaze):** Signed with the Arena Football League's Utah Blaze on June 27, 2011. Played in three games and recorded 26 receptions for 319 yards and five touchdowns.

- Against the Cleveland Gladiators (7/22), less than a week before joining the Titans, led the Blaze in receiving with 10 receptions for 97 yards.

### COLLEGE:

- In a four-year career at Heidelberg College, appeared in 39 games and totaled 167 receptions for 2,748 yards and 27 touchdowns. Also fielded nine punts for 38 yards.
- As a senior (2010), set career highs in every receiving category, totaling

76 receptions for 1,213 yards and 15 touchdowns in 10 games. Named first-team All-Ohio Athletic Conference, first-team OhioCollegeFootball.com, first-team AFCA All-American, third-team Associated Press Little All-American, and D3football.com All-Region and third-team All-American. Was a recipient of the Ed Sherman Award for conference's most valuable wide receiver.

- As a junior (2009), played in 10 games and caught 47 passes for 869 yards and eight touchdowns. Named first-team All-Ohio Athletic Conference and second-team OhioCollegeFootball.com.
- As a sophomore (2008), totaled 387 yards and four touchdowns on 26 receptions.
- As a freshman (2007), caught 18 passes for 279 yards.
- Was a double major in business and accounting at Heidelberg.

### PERSONAL:

- Single, splits time between Nashville and Maple Heights, Ohio.
- Attended Euclid (Ohio) High School and as a senior was the top reserve wide receiver, collecting 12 receptions.
- Was involved in FCA, BSU, and volunteered with the Seneca County School of Opportunity.
- Born Michael Preston on June 1, 1989 in Cleveland, Ohio.

## MICHAEL PRESTON'S NFL STATISTICS

REGULAR SEASON		RECEIVING								RUSHING						
Year	Team	GP	GS	No	Yds	Avg	Lg	TD	Att	Yds	Avg	Lg	TD			
2011	Tennessee	0	0		Practice Squad											
<b>NFL Totals</b>		<b>0</b>	<b>0</b>	<b>0</b>	<b>0</b>	<b>-</b>	<b>-</b>	<b>0</b>	<b>0</b>	<b>0</b>	<b>-</b>	<b>-</b>	<b>0</b>			

39



## DARIUS REYNAUD

RUNNING BACK • 5'9" • 201 lbs • COLLEGE: WEST VIRGINIA  
 ACQUIRED: FREE AGENT - 2011 • NFL EXP. (NFL/TITANS): 4/1  
 HOMETOWN: LULING, LA.  
 GAMES PLAYED/GAMES STARTED: 23/0 (PLAYOFFS: 2/0)



**PRO:** Darius Reynaud is a versatile player that has lined up at running back and wide receiver during his three NFL seasons. The 5-foot-9-inch, 201-pounder is also an experienced return specialist having returned both punts and kickoffs. Prior to his arrival in Tennessee, Reynaud spent time with the Minnesota Vikings and N.Y. Giants.

### CAREER HIGHLIGHTS:

- In parts of three NFL seasons (2008-2010) played in 23 regular season games and two postseason games with no starts. In the regular season, Reynaud has returned 53 punts for 440 yards (8.3-yard avg.) with a long of 36 and 18 fair catches. He has returned 33 kickoffs for 677 yards (20.5-yard avg.) with a long of 49.

### TITANS TIDBITS:

- Reynaud has his own charitable foundation, Run the Right Way, which benefits underprivileged youth in New Orleans, La.

### CAREER TRANSACTIONS:

- The Boutte, La., native was originally signed by the Minnesota Vikings as an undrafted free agent following the 2008 NFL Draft.
- Waived on Sept. 2, 2008 and re-signed to the Vikings' practice squad on Sept. 3, 2008.
- Signed to the Vikings' active roster from the team's practice squad on Nov. 23, 2008.
- Traded by the Vikings to the N.Y. Giants along with Sage Rosenfels for future draft picks on Sept. 3, 2010.
- Waived by the Giants on Sept. 3, 2011.
- Signed by the Titans as a free agent on Jan. 6, 2012.

### SEASON RECAPS:

**2010 (9/0 - N.Y. Giants):** Played in nine games in his only season with the Giants. Was inactive for six games and did not play at Washington (1/2). Led the team with 23 punt returns for 132 yards with a long return of 20 yards. Tallied 21 kickoff returns for 386 yards with a long return of 31 yards.

**2009 (11/0, 2/0 - Minnesota):** Played in 11 games as a reserve for the Vikings. Took over as Minnesota's punt return man and handled 30 of the Vikings 48 returns for 308 yards. Finished fourth among NFC qualifiers with a 10.3-yard average. Posted three returns of 30+ yards for the season, including a career-best 36-yarder at Cleveland (9/13). Handled punt returns in both playoff games.

- Against Cincinnati (12/13), returned four kickoffs for 90 yards (22.5-yard avg.) with a long of 30.

**2008 (3/0, 0/0 - Minnesota):** Played in three games and returned eight kickoffs for 201 yards, a 25.1-yard average. Posted four special teams tackles. Sidelined for final three regular season games and the NFC Wild Card Game vs. Philadelphia (1/4) with foot injury. Spent first 10 weeks of the season on the practice squad.

- Against Jacksonville (11/23), saw action in first career NFL game.

### COLLEGE:

- In his three-year career at West Virginia, Reynaud left his mark on the Mountaineers record book. He tied the school record with 12 touchdown catches in 2007 and tied for fourth in a single season with 64 catches.
- Became only the 10th West Virginia player with more than 3,000 all-purpose yards: 1,550 receiving, 1,126 on returns and 410 rushing.

- Left the Mountaineers ranked third with 19 career touchdown receptions and second with a 26.8 kickoff return average.

- Named All-Big East second-team as a sophomore and junior before declaring for NFL Draft following his junior campaign.

- Majored in athletic coaching at West Virginia.

### PERSONAL:

- Married to Dominique and the couple has two daughters, Darion and D'nai.

- Attended Hahnville High School and led the team to Louisiana Class 5A state title as a senior with a 15-0 mark.

- Named Most Valuable Player of state title game and was selected All-State in football as a senior.

- Participated in track and won state title in the long jump as a senior.

- Born Darius Reynaud on Dec. 29, 1984 in Boutte, La.

**DARIUS REYNAUD'S NFL STATISTICS****REGULAR SEASON**

Year	Team	GP	GS	RECEIVING					RUSHING				
				No	Yds	Avg	Lg	TD	Att	Yds	Avg	Lg	TD
2008	Minnesota	3	0	0	0	-	-	0	0	0	-	-	0
2009	Minnesota	11	0	0	0	-	-	0	0	0	-	-	0
2010	N.Y. Giants	9	0	0	0	-	-	0	0	0	-	-	0
<b>NFL Totals</b>		<b>23</b>	<b>0</b>	<b>0</b>	<b>0</b>	<b>-</b>	<b>-</b>	<b>0</b>	<b>0</b>	<b>0</b>	<b>-</b>	<b>-</b>	<b>0</b>

**PUNT RETURNS**

Year	Team	PUNT RETURNS					KICKOFF RETURNS					
		No	FC	Yds	Avg	Lg	TD	No	Yds	Avg	Lg	TD
2008	Minnesota	0	0	0	-	-	0	8	201	25.1	49	0
2009	Minnesota	30	13	308	10.3	36	0	4	90	22.5	30	0
2010	N.Y. Giants	23	5	132	5.7	20	0	21	386	18.4	31	0
<b>NFL Totals</b>		<b>53</b>	<b>18</b>	<b>440</b>	<b>8.3</b>	<b>36</b>	<b>0</b>	<b>33</b>	<b>677</b>	<b>20.5</b>	<b>49</b>	<b>0</b>

**POSTSEASON**

Year	Team	GP	GS	RECEIVING					RUSHING				
				No	Yds	Avg	Lg	TD	Att	Yds	Avg	Lg	TD
2009	Minnesota	2	0	0	0	-	-	0	0	0	-	-	0
<b>NFL Totals</b>		<b>2</b>	<b>0</b>	<b>0</b>	<b>0</b>	<b>-</b>	<b>-</b>	<b>0</b>	<b>0</b>	<b>0</b>	<b>-</b>	<b>-</b>	<b>0</b>

**PUNT RETURNS**

Year	Team	PUNT RETURNS					KICKOFF RETURNS					
		No	FC	Yds	Avg	Lg	TD	No	Yds	Avg	Lg	TD
2009	Minnesota	3	4	15	5.0	9	0	0	0	-	-	0
<b>NFL Totals</b>		<b>3</b>	<b>4</b>	<b>15</b>	<b>5.0</b>	<b>9</b>	<b>0</b>	<b>0</b>	<b>0</b>	<b>-</b>	<b>-</b>	<b>0</b>

**Single-Game Highs**

Punt Returns - 5 (Three times, last at Houston 10/10/10)  
 Punt Return Yards - 60 vs. Cincinnati (12/13/09)  
 Punt Return Long - 36 at Cleveland (9/13/09)  
 Kickoff Returns - 4 (Three times, last vs. Detroit 10/17/10)  
 Kickoff Return Yards - 103 at Detroit (12/7/08)  
 Kickoff Return Long - 49 vs. Chicago (11/30/08)

**Additional Statistics**

Special Teams Tackles - 4 (2008)

21



## JAVON RINGER

*RUNNING BACK • 5'9" • 213 lbs • COLLEGE: MICHIGAN STATE  
ACQUIRED: 5TH ROUND - 2009 • NFL EXP. (NFL/TITANS): 4/4  
HOMETOWN: DAYTON, OHIO  
GAMES PLAYED/GAMES STARTED: 34/0 (PLAYOFFS: 0/0)*



**PRO:** In Javon Ringer's fourth NFL season, the compact, powerful runner is again positioned to serve as the primary back-up to Pro Bowl starter Chris Johnson. Ringer joined the Titans in 2009 as a fifth-round draft choice after proving himself at the highest level of collegiate competition. At Michigan State, he spent four years solidifying his status as one of the top offensive players in Spartans history, a running back with workhorse pedigree as well as big-play capabilities.

### CAREER HIGHLIGHTS:

- In 2011, Ringer set career highs in carries (59) and receptions (28).
- In his first three NFL seasons (2009-11), Ringer played in 34 games and totaled 472 yards on 118 rushing attempts (4.0 avg.).
- At the 2009 NFL Scouting Combine, just five weeks after knee surgery, he ran the 40-yard dash in 4.56 seconds, recorded a 34-inch vertical jump and bench pressed 225 pounds 23 times.
- Ringer is Michigan State's second all-time leading rusher (Lorenzo White) with 4,398 yards.

### TITANS TIDBITS:

- Ringer is the youngest of nine children in his family.
- His upbringing provided him with two great examples of faith. His father, Eugene, is a pastor at Faith Temple Pentecostal Church of God in Dayton, Ohio, and his mother, Darlene, is both a minister at the church and an accountant.
- Ringer became the second Michigan State player to lead the Spartans in rushing for four consecutive seasons. The only other player to do so was Lorenzo White, a former first-round draft choice of the Houston Oilers, who ranks fourth in Oilers/Titans history in rushing yards.

### CAREER TRANSACTIONS:

- The Dayton, Ohio, native was selected by the Titans in the fifth round (173rd overall) the 2009 NFL Draft.

### SEASON RECAPS:

**2011 (12/0):** Appeared in 12 games as a reserve running back and carried the ball a career-best 59 times for 185 yards with a score. Notched a career-high 28 receptions for 187 yards. Was placed on injured reserve on Dec. 19, 2011. Led the team in rushing yards twice in 2011 (vs. HST, vs. IND). Led or tied for the team lead in receptions twice in 2011 (at PIT, vs. IND).

- Against Baltimore (9/18), carried the ball five times for 21 yards with a touchdown. Hauled in two receptions and 30 receiving yards. Gave the Titans a 17-10 lead with a 10-yard touchdown run on a fourth-and-one flip play with 11:10 remaining in the third quarter. Snared a career-long 18-yard reception in the third quarter.
- Against Denver (9/25), snared two receptions for 17 yards. Carried the ball six times for minus-six yards. Hauled in a 13-yard reception during the Titans' scoring drive in the second quarter. Extended the Titans' game-winning touchdown drive with a four-yard catch on third-and-two in the fourth quarter.
- At Pittsburgh (10/9), carried the ball three times for 12 yards. Tied for the team lead with a career-best six catches for 16 yards. Recovered a Matt Hasselbeck fumble in the fourth quarter.
- Against Houston (10/23), led the team with 31 rushing yards on three carries. Hauled in one reception for 17 yards. Tallied a game-high 25-yard rush up the middle in the third quarter.
- Against Indianapolis (10/30), led the team with 60 rushing yards on 14 carries. Led the team with five receptions for 42 yards.

- Against Cincinnati (11/6), caught a 14-yard screen pass on third-and-nine during the Titans' touchdown drive before the half.
- At Atlanta (11/20), caught three passes for 35 yards. Hauled in two receptions for 26 yards during the Titans' scoring drive at the end of the first half.
- Against New Orleans (12/11), caught one pass for 11 yards before leaving the game in the second quarter with a season-ending hand injury.

**2010 (16/0):** Appeared in all 16 games as a reserve running back and carried the ball 51 times for 239 yards with two touchdowns. Led the team in rushing yards once (at HST).

- Against Oakland (9/12), carried the ball five times for 33 yards and a touchdown. Scored his first career touchdown on a 15-yard run to give the Titans a 17-3 lead in the second quarter. Sealed the game with a 12-yard run on third-and-six late in the fourth quarter.
- At N.Y. Giants (9/26), carried the ball six times for 30 yards. Kept a Titans' scoring drive alive with a 17-yard run on third-and-seven in the fourth quarter.
- Against Denver (10/3), carried the ball twice for 50 yards. Registered a career-best 54-yard run off left end in the second quarter.
- At Dallas (10/10), hauled in his first career NFL reception for nine yards.
- At Jacksonville (10/18), played in a reserve role at running back and tallied a then-career-high 10 carries for 42 yards.
- At Houston (11/28), played in a reserve role at running back and led the team with 27 rushing yards on four carries. Tallied a 17-yard rush off left guard late in the fourth quarter.
- Against Houston (12/19), carried the ball four times for 19 yards and a touchdown. Extended the Titans lead to 31-10 with a seven-yard touchdown off left guard late in the third quarter.

**2009 (6/0):** In six games, carried the ball eight times for 48 yards and registered a special teams tackle on coverage units. Also returned nine kickoffs for 181 yards. Was inactive in nine games and did not play in one contest.

- At Pittsburgh (9/10), returned three kickoffs for 59 yards in season opener and professional debut. Also collected a special teams stop on coverage units.
- Against Houston (9/20), returned six kickoffs for 122 yards.
- At New England (10/18), carried the ball seven times for 47 yards, including a 32-yard scamper in fourth quarter.

### COLLEGE:

- In 45 career games (26 starts) at Michigan State, he became the school's second all-time leading rusher and the Big Ten Conference's 10th all-time leading rusher with 4,398 yards, trailing only Lorenzo White (4,887) in MSU history. Reached the 100-yard rushing mark 19 times in his career, a total surpassed only by White (23) in school annals. Ringer's 843 carries also ranked second behind White (1,082), and his 34 rushing touchdowns ranked fourth in school history. With an additional 719 receiving yards and 309 kickoff return yards, he became the school's career leader with 5,426 career all-purpose yards.
- As a senior (2008), was Doak Walker Award finalist, first-team Associated Press All-American, Walter Camp All-American, second-team *Sporting News* All-American, consensus All-Big Ten selection and recipient of Governor's Award (team MVP). Ranked fourth in NCAA FBS with 1,637 rushing yards (125.9 per game) and led nation in scoring (10.15 points per game), rushing touchdowns (22) and rushing attempts (390). Led Big Ten and ranked 15th in country with 2,051 all-purpose yards (157.8 per game),



## JAVON RINGER'S NFL STATISTICS

REGULAR SEASON				RUSHING					RECEIVING					KICKOFF RETURNS				
Year	Team	GP	GS	No	Yds	Avg	Lg	TD	Att	Yds	Avg	Lg	TD	No	Yds	Avg	Lg	TD
2009	Tennessee	6	0	8	48	6.0	32	0	0	0	-	-	0	9	181	20.1	25	0
2010	Tennessee	16	0	51	239	4.7	54	2	7	44	6.3	9	0	0	0	-	-	0
2011	Tennessee	12	0	59	185	3.1	25	1	28	187	6.7	18	0	0	0	-	-	0
<b>NFL Totals</b>		<b>34</b>	<b>0</b>	<b>118</b>	<b>472</b>	<b>4.0</b>	<b>54</b>	<b>3</b>	<b>35</b>	<b>231</b>	<b>6.6</b>	<b>18</b>	<b>0</b>	<b>9</b>	<b>181</b>	<b>20.1</b>	<b>25</b>	<b>0</b>

### Single-Game Highs

Rushing Attempts - 14 vs. Indianapolis (10/30/11)

Rushing Yards - 60 vs. Indianapolis (10/30/11)

Long Rush - 54 vs. Denver (10/3/10)

Rushing Touchdowns - 1 (Three times, last vs. Baltimore 9/18/11)

Receptions - 6 at Pittsburgh (10/9/11)

Receiving Yards - 42 vs. Indianapolis (10/30/11)

Long Reception - 18 vs. Baltimore (9/18/11)

Kickoff Returns - 6 vs. Houston (9/20/09)

Kickoff Return Yards - 122 vs. Houston (9/20/09)

Long Kickoff Return - 25 vs. Houston (9/20/09)

### Additional Career Statistics

Special Teams Tackles - 1 (2009)

71



## MICHAEL ROOS

TACKLE • 6'7" • 315 lbs • COLLEGE: EASTERN WASHINGTON  
 ACQUIRED: 2ND ROUND - 2005 • NFL EXP. (NFL/TITANS): 8/8  
 HOMETOWN: VANCOUVER, WASH.  
 GAMES PLAYED/GAMES STARTED: 112/112 (PLAYOFFS: 2/2)



PRO BOWLS



2008

**PRO:** Michael Roos has become one of the NFL's top tackles and one of the franchise's building blocks. Roos' size (6-7, 315 pounds), athleticism and intelligence have made him one of the premier left tackles in the league. He also has been among the most durable of all current linemen, registering starts in every game in his first seven seasons—15 games at right tackle and 97 contests at left tackle. During that time period, his efforts helped the Titans allow the third-lowest number of sacks in the NFL (168) behind only the Indianapolis Colts and New Orleans Saints. Roos has appeared in the Pro Bowl and has been named first-team *Associated Press All-Pro* (2008).

### CAREER HIGHLIGHTS:

- At the conclusion of the 2011 campaign, Roos' 112-game active starting streak ranked second in the NFL among all offensive tackles, trailing only Detroit's Jeff Backus (176).
- Roos was the only member of the 2005 NFL Draft class to start all 112 regular season games from 2005 through 2011. No other member of the class even started every game from 2005 through 2010.
- In 2009, was a member of an offensive line that blocked for the NFL's second-best rushing attack (162.0 yards per game) and opened holes for Chris Johnson who became just the sixth player in NFL history to rush for 2,000 yards. Also, part of an offensive front that allowed just 16 sacks, the second fewest in the NFL.
- In 2008, the Eastern Washington product was selected to his first career Pro Bowl and was named first-team *Associated Press All-Pro* after helping the offensive line allow an NFL-low 12 sacks.
- Roos began playing football as a high school senior and did not play on the offensive line until his sophomore year in college. He gained notoriety among NFL scouts with his impressive showing at the 2005 Senior Bowl, dominating Division I-A players at both left and right tackle spots. At the NFL Combine, he ran the 40-yard dash in 5.3 seconds, bench pressed 225 pounds 19 times and displayed a 29-inch vertical leap.

### TITANS TIDBITS:

- Roos is a travel enthusiast and has spent time during each of the last several offseasons in Europe. He takes an annual golfing trip to Ireland for St. Patrick's Day. In 2011, he spent a week touring Italy and another week in Adelboden, Switzerland. In 2012, Roos and his wife, Katherine, spent two weeks in Brussels, London and Amsterdam with teammate Mike Otto and his girlfriend.
- In 2010, Roos pledged \$500,000 toward the Eastern Washington University's "Red Turf" project at Woodward Field in Cheney, Wash. The red artificial field was the first of its kind, not just in NCAA Division I football, but in the entire country. In the first year the turf was installed, Eastern Washington won the FCS Championship.
- In June 2010, Roos launched his annual Michael Roos Foundation Fish and Chip event at the Coeur d'Alene Resort in Idaho. The three-day event features a night cruise and live auction, bass fishing tournament and golf tournament. The event has been attended by several teammates and other notable guests, including Ahmad Hall, Mike Otto, Jake Scott, David Stewart, Randy Moss, Vince Young, Mark Rypien, Dennis Erickson, Kenny Easley, Jake Locker, Matt Hasselbeck, Steve Hutchinson and Dick Butkus. In 2012, Roos finished third in his tournament.
- Roos became just the second Eastern Washington player in school history to have his jersey number permanently retired with a ceremony on Oct. 24, 2009.
- Roos spent the first 10 years of his life in the former Soviet Republic of

Estonia, where his family lived in poverty despite his mother, Mae Bates, teaching violin during the day and working nights at a hotel desk. In 1992, one year after the collapse of the Soviet Union, his mother immigrated with him, his brother and his sister to Vancouver, Wash., where they lived with an aunt. In July 2007, Roos, along with his wife, Katherine, traveled back to Estonia for the first time since leaving the country. Their trip to his native land was part of a larger vacation that took them through England, Scotland and Germany.

- He earned a scholarship to Eastern Washington after playing one season at tight end in high school. He redshirted as a tight end on the football team and also redshirted on the basketball team for one season before focusing exclusively on football. He spent a year playing on the defensive line before switching to offensive tackle, where he started at left tackle every game for the next three seasons, a total of 35 consecutive contests.
- His mother now teaches English as a second language at an Atlanta, Ga., elementary school.
- Roos' wife Katherine opened a coffee house, Drinkhaus, in Nashville's Germantown area in August 2008.
- Roos is believed to be the first Estonian to play in the NFL.
- One of Roos' college coaches was former Titans offensive lineman Tom Ackerman. In scouting Roos, the team – and particularly then-offensive line coach Mike Munchak – was able to speak frankly with Ackerman and gain further insight regarding the rookie's personality and abilities.

### CAREER TRANSACTIONS:

- A native of Estonia, Roos was selected by the Titans in the second round (41st overall) of the 2005 NFL Draft.

### SEASON RECAPS:

- 2011 (16/16):** Named to the *Sporting News All-Pro* team. Started all 16 games at left tackle and was a part of a unit that allowed just 24 sacks, which tied for the second-lowest total in the NFL. Has started 112 consecutive games at tackle for the Titans, the second longest current streak for a tackle in the NFL. Made his 100th career start at Cleveland (10/2/11).
- Against Baltimore (9/18), was a member of an offensive front that did not allow a sack on 42 pass attempts.
  - Against Denver (9/25), was a part of an offensive front that provided time for Matt Hasselbeck to amass 311 passing yards.
  - At Cleveland (10/2), made his 100th consecutive start at tackle and was a member of an offensive line that did not allow a sack. Helped open holes for Chris Johnson to amass 101 rushing yards on 23 carries.
  - At Carolina (11/13), was a member of an offensive line that opened holes for Titans' ball carriers to gain 172 yards on the ground.
  - Against Tampa Bay (11/27), was a member of an offensive front that opened holes for Titans' ball carriers to gain 202 yards on the ground, including 190 rush yards by Chris Johnson.
  - At Buffalo (12/4), helped block for Titans' rushers gain 187 yards on 31 carries (6.0 avg.).
  - Against Jacksonville (12/24), started at left tackle and provided protection for Matt Hasselbeck to register 350 passing yards.

- 2010 (16/16):** Started 16 games at left tackle and was a member of an offensive front that opened holes for Titans' ball carriers to gain 1,727 rushing yards in 2010.
- Against Oakland (9/12), was a member of an offensive front that opened holes for Titans' rushers to gain 205 yards on the ground.
  - At N.Y. Giants (9/26), was a part of an offensive line that opened holes



for Titans' rushers to gain 161 yards on the ground.

- At Jacksonville (10/18), was a part of an offensive front that did not allow a sack in 21 pass attempts. Member of a unit that opened holes for Titans' ball carriers to gain 153 rushing yards.
- Against Philadelphia (10/24), was a member of an offensive front that did not give up a sack in the second half, allowing Kerry Collins to rack up 214 passing yards after halftime in the victory.
- At San Diego (10/31), was a part of an offensive line that did not allow a sack on 36 pass attempts.
- Against Indianapolis (12/9), started at left tackle and was a part of an offensive front that did not allow a sack on 39 pass attempts and opened holes for Titans' ball carriers to gain 121 yards on the ground.
- At Indianapolis (1/2), was a member of an offensive front that allowed just one sack on 39 pass attempts, while Kerry Collins amassed 300 yards passing.

**2009 (16/16):** Started all 16 games for the fifth consecutive season and was named an AP second-team All-Pro. Member of an offensive line that blocked for the NFL's second-best rushing attack (162.0 yards per game) and opened holes for Chris Johnson who became just the sixth player in NFL history to rush for 2,000 yards. Part of an offensive front that allowed just 16 sacks, the second fewest in the NFL. Helped open holes for Titans' rushers to gain 305 rushing yards, the second most yards on the ground in franchise history, against Jacksonville (11/1/09).

- Against Houston (9/20), helped open holes for the Titans to gain 240 yards on the ground, including a then career-best 197 rushing yards from Chris Johnson.
- Against Jacksonville (11/1), blocked for Titans' rushers to gain 305 rushing yards, the second most yards on the ground in franchise history. Part of an offensive front that did not allow a sack on 18 pass attempts in the Titans' 30-13 victory. Helped Chris Johnson set the franchise record with 228 rushing yards.
- Against Arizona (11/29), was a part of an offensive front that helped the unit amass 532 total yards in the Titans' 20-17 come-from-behind victory.
- At Seattle (1/3), was a member of an offensive front that opened holes for Chris Johnson to gain 134 yards on the ground, allowing him to surpass 2,000 rushing yards for the season. Part of an offensive line that did not allow a sack on 28 pass attempts in the Titans' season-ending 17-13 victory.

**2008 (16/16, 1/1):** Selected to his first career Pro Bowl and was named first-team Associated Press All-Pro after starting all 16 games at left tackle. Was also selected to All-Pro or All-NFL teams by the Dallas Morning News, Pro Football Weekly/Professional Football Writers of America, Sports Illustrated and Sporting News. Part of an offensive line that allowed an NFL-low 12 sacks in 2008. Member of an offensive line that opened holes for Titans' rushers to gain a franchise-record 332 rushing yards at Kansas City (10/19). Part of an offensive front that did not allow a sack for five consecutive games (9/21/08 – 10/27/08).

- At Cincinnati (9/14), helped pave the way for Titans' rushers to gain 177 yards on the ground in the 24-7 road victory. Saved a turnover by recovering a Kerry Collins' fumble at the Tennessee 38-yard line in the second quarter.
- At Baltimore (10/5), member of an offensive line that did not allow a sack on 32 pass attempts in the Titans' 13-10 comeback victory over the Ravens. Marked the third consecutive game the front did not allow a sack.
- At Kansas City (10/19), member of an offensive front that opened holes for Tennessee ball carriers to rush for a franchise-record 332 rushing yards in the Titans' commanding 34-10 road victory over the Chiefs. Part of an offensive line that did not allow a sack for the fourth straight game.
- Against Indianapolis (10/27), part of an offensive line that did not allow a sack despite 37 pass attempts in the Titans' 31-21 victory over the Colts on Monday Night Football.
- At Detroit (11/27), member of an offensive front that blocked for Titans' ball carriers to gain 292 yards on the ground in the Titans' commanding 47-10 victory over the Lions on Thanksgiving.
- Against Pittsburgh (12/21), part of an offensive front that helped amass 322 total yards, the most against Pittsburgh this season, in the Titans' 31-14 victory.
- In Divisional playoffs against Baltimore (1/10), helped the Titans offense amass 391 total yards.

**2007 (16/16, 1/1):** Started all 16 games at left tackle for the third consecutive season. Helped open holes for Titans' rushers to average 131.8 yards per game, ranking the rushing attack fifth in the NFL. Blocked for LenDale White who registered his first 1,000-yard rushing season (1,110) in his second NFL campaign. Part of an offensive front that finished 14th in the league with 30 sacks allowed.

- At Jacksonville (9/9), member of an offensive front that opened holes for Titans' rushers to gain 282 rushing yards, the second-highest total in franchise history.
- At Houston (10/21), member of an offensive line that opened holes for Titans' rushers to gain 155 rushing yards in the Titans' thrilling 38-36 victory over the Texans. Part of an offensive front that allowed just one sack on 42 pass attempts.
- At Indianapolis (12/30), part of an offensive line that opened holes and provided protection allowing the offense to gain 356 total yards in the Titans' 16-10 playoff-clinching victory.

**2006 (16/16):** Started all 16 games for second consecutive season. Made all 16 starts at left tackle and helped rushing offense rank third in the AFC and fifth in the NFL with 2,214 yards. Helped set franchise season record with 4.7-average yards per carry (seventh in NFL), and was member of line that finished tied for 10th in NFL with 29 sacks allowed. Protected quarterback Vince Young, who was named Associated Press Offensive Rookie of the Year.

- At Indianapolis (10/8), helped offense gain 214 rushing yards and held Colts without a sack.
- Against Indianapolis (12/3), blocked for offense that gained 382 yards, including season-high 219 on ground, and did not allow any sacks for second game of season versus Colts.
- At Buffalo (12/24), helped team rush for 215 yards.

**2005 (16/16):** Started all 16 games in rookie season – 15 games at right tackle and one contest at left tackle (9/11 at Pittsburgh). Protected quarterback Steve McNair as team ranked ninth in NFL in passing and Chris Brown and Travis Henry combined for 1,186 rushing yards. Helped team finish tied for 10th in league in fewest sacks allowed (31).

- In season opener at Pittsburgh (9/11), started at left tackle against eventual Super Bowl Champions in NFL debut. Started in place of Brad Hopkins.
- Following week against Baltimore (9/18), started at right tackle and helped offense gain 290 yards in victory. Started at right tackle for remainder of season.

#### COLLEGE:

- At Eastern Washington, started 35 consecutive games at left tackle after beginning his career as defensive lineman. Earned numerous accolades, including first-team All-American by The NFL Draft Report, American Football Coaches Association and The Sports Network, second-team AP All-American, Division I-AA Offensive Lineman of the Year by The NFL Draft Report, unanimous first-team All-Big Sky Conference and two-time Big Sky All-Academic selection.
- As senior, started all 13 games at left offensive tackle. Contributed 113 knockdown blocks and 17 blocks that resulted in touchdowns while allowing just two sacks all season.
- As junior, started every game at left tackle for second-consecutive season and earned honorable mention All-Big Sky Conference. Totaled 61 knockdown blocks with seven blocks resulting in touchdowns.
- As sophomore, started all 11 games at left tackle and earned honorable mention All-Big Sky honors.
- As redshirt freshman, played in eight games as defensive end and defensive tackle with two starts and totaled 17 tackles, 1.5 sacks, three tackles for loss, one forced fumble and one fumble recovery.
- Graduated in March 2005 with double major in finance and economics.

#### PERSONAL:

- Married to Katherine (July 2006), couple resides in Nashville and maintains close connections in Vancouver, Wash.
- Named second-team All-Greater St. Helens League as tight end at Mountain View (Vancouver, Wash.) High School after recording 18 receptions for 306 yards and three touchdowns as senior. Also collected 40 tackles and two sacks as defensive lineman.
- Earned All-League honors for Mountain View basketball team and also

threw javelin for track & field team (long throw of 185 feet).

- Earned scholar-athlete honors three times in basketball, twice in track and once in football.
- List of favorites: (movies) "The Dark Knight," "Anchorman," "Borat," "Hitman" and "The 40-Year-Old Virgin"; (TV shows) "Family Guy," "The Office" and "Seinfeld"; (actor) Will Ferrell; (music artist) Brian McKnight; (video games) Madden NFL Football and Call of Duty; (school subject) finance; (food) City House pork belly ham pizza; and (book) "The Da Vinci Code."
- Born Mihkel Roos on Oct. 5, 1982 in Tallinn, Estonia.

## MICHAEL ROOS' NFL STATISTICS

### REGULAR SEASON

Year	Team	GP	GS
2005	Tennessee	16	16
2006	Tennessee	16	16
2007	Tennessee	16	16
2008	Tennessee	16	16
2009	Tennessee	16	16
2010	Tennessee	16	16
2011	Tennessee	16	16
<b>NFL Totals</b>		<b>112</b>	<b>112</b>

### PLAYOFFS

Year	Team	GP	GS
2007	Tennessee	1	1
2008	Tennessee	1	1
<b>Playoff Totals</b>		<b>2</b>	<b>2</b>

### Starts Breakdown:

2005 - LT 1, RT 15; 2006 - LT 16; 2007 - LT 16 (Playoffs 1); 2008 - LT 16 (Playoffs 1); 2009 - LT 16; 2010 - LT 16; 2011 - LT 16

### Additional Career Statistics

Receptions - 1 for 7 yards (2005)

Tackles - 2 (2006), 2 (2007), 3 (2009), 1 (2010), 4 (2011)

Fumble Recoveries - 1 (2008)

24



## COTY SENSABAUGH

CORNERBACK • 5'11" • 189 lbs • COLLEGE: CLEMSON  
 ACQUIRED: 4TH ROUND - 2012 • NFL EXPERIENCE: ROOKIE  
 HOMETOWN: KINGSFORT, TENN.  
 GAMES PLAYED/GAMES STARTED: 0/0 (PLAYOFFS: 0/0)



**PRO:** The Titans used their fourth-round pick in the 2012 NFL Draft on Clemson cornerback Coty Sensabaugh. Considered a late bloomer by many after beginning his college career as a special teams player and reserve cornerback, he nevertheless became one of the Tigers' top performers by the end of his tenure in Death Valley. As a senior, the team co-captain was credited with more snaps played in one season than any other defender in program history (993). Respected for his work ethic and intelligence, Sensabaugh also possesses tremendous athleticism. At the 2012 NFL Scouting Combine, he ran the fourth-fastest 40-yard dash among all cornerbacks, finishing in 4.42 seconds.

### CAREER HIGHLIGHTS:

- After sitting out the first game of his redshirt freshman season, Sensabaugh went on to play in 52 of Clemson's next 53 contests, including starts in all 14 games as a senior.
- Sensabaugh's career totals at Clemson included 87 tackles, four interceptions and 18 passes defended.
- As a senior, Sensabaugh led the Tigers with 13 passes defended and added one interception, 40 tackles, a tackle for loss and a pair of quarterback pressures.

### TITANS TIDBITS:

- When Sensabaugh was 11, his older brother, Jamaar, died from leukemia a week after being diagnosed. Coty is determined to launch a non-profit organization in Jamaar's name to raise awareness and money to combat the disease, and he hopes to be an active spokesperson for the cause.
- He grew up on the same street in Kingsport, Tenn., as his second cousin, Dallas Cowboys safety Gerald Sensabaugh.
- Sensabaugh is a self-described "shoe fanatic."

### CAREER TRANSACTIONS:

- The Kingsport, Tenn., native was selected by the Titans in the fourth round (115th overall) of the 2012 NFL Draft.

### COLLEGE:

- In four seasons at Clemson, Sensabaugh appeared in 52 games with 17 starts. He totaled 87 tackles, two tackles for loss, four interceptions, two quarterback pressures and 18 passes defended. He had one interception in each of his four seasons.

**AS A SENIOR (2011),** named permanent team co-captain and started all 14 games. Concluded the campaign with 40 tackles, one tackle for loss, one interception, two quarterback pressures, and a team-high 13 passes defended. Credited with 993 snaps, which set a school record for a defensive player.

- Against Troy (9/3), set his career high with six tackles.
- Against Auburn (9/17), recorded five tackles, a pass defended and a fourth-quarter interception in the red zone to help preserve a win.
- Against Florida State (9/24), had three tackles, a pass defended and two quarterback pressures.
- At South Carolina (11/26), recorded three tackles and two passes defended while limiting receiver Alshon Jeffery to a pair of catches for 29 yards.

- Against West Virginia in the Orange Bowl (1/4), posted three tackles and two passes defended.

**AS A JUNIOR (2010),** notched 28 tackles, a tackle for loss, an interception and two passes defended in 13 games (three starts).

- Against North Texas (9/4), posted an interception and two tackles.
- Against Presbyterian College (9/11), earned his first career start and tallied a pair of tackles and a pass defended.

**AS A SOPHOMORE (2009),** played in 13 games and registered 14 tackles, one interception and two passes defended. Saw action on defense in 10 total contests and participated exclusively on special teams in three games.

- Against Florida State (11/7), recorded an interception against quarterback Christian Ponder.

**AS A REDSHIRT FRESHMAN (2008),** spent the season as a second-team cornerback. Did not play in the season-opener but played in each of the last 12 contests. Played on defense in nine contests in addition to regular duty on special teams. Totaled five tackles and one interception.

- Against Duke (11/15), had his first career interception and added one tackle.
- Redshirted in 2007.
- Graduated in May 2011 with a degree in communication studies.

### PERSONAL:

- Single, resides in Kingsport, Tenn.
- Named team MVP as a senior at Dobyins-Bennett (Kingsport, Tenn.) High School after totaling four interceptions as a defensive back and 48 receptions for 915 yards and 14 touchdowns as a wide receiver. Helped his team advance to the state quarterfinals after earning a 12-1 record and conference title.
- Also played basketball for four years and was a starting guard for two years. He led the team as a junior with 17.3 points per game.
- Ran multiple events in track, including the 100-meter, 200, 100 relay and 200 relay.
- Follow Sensabaugh on Twitter at @cotysense15.
- List of favorites: (movie) Friday; (TV show) "Martin"; (actor) Denzel Washington; (music artist) Jay-Z; (school subject) history; (car) Range Rover; (food) "my mom and dad's cooking"; (sports heroes) Penny Hardaway and Tracy McGrady; and (favorite sports team other than the Titans) Miami Heat.
- Born Coty Alexander Sensabaugh on Nov. 15, 1988 in Kingsport, Tenn.

## COTY SENSABAUGH'S COLLEGE STATISTICS

REGULAR SEASON		TACKLES									INTERCEPTIONS					FUMBLES		
Year	Team	GP	GS	Tot	Solo	Asst	Sk	Yds	QBP	TFL	No	Yds	Lg	TD	PD	FF	FR	Yds
2008	Clemson	12	0	5	5	0	0	0	0	0	1	0	0	0	1	0	0	0
2009	Clemson	13	0	14	8	6	0	0	0	0	1	11	11	0	2	0	0	0
2010	Clemson	13	3	28	21	7	0	0	0	1	1	0	0	0	2	0	0	0
2011	Clemson	14	14	40	36	4	0	0	2	1	1	0	0	0	13	0	0	0
<b>College Totals</b>		<b>52</b>	<b>17</b>	<b>87</b>	<b>70</b>	<b>17</b>	<b>0</b>	<b>0</b>	<b>2</b>	<b>2</b>	<b>4</b>	<b>11</b>	<b>11</b>	<b>0</b>	<b>18</b>	<b>0</b>	<b>0</b>	<b>0</b>

### Single-Game Highs

Tackles - 6 vs. Troy (9/3/11)

Interceptions - 1 (Four times, last vs. Auburn, 9/17/11)

Interception Long - 11 vs. Florida State (11/7/09)

59



## TIM SHAW

LINEBACKER • 6'1" • 236 lbs • COLLEGE: PENN STATE  
 ACQUIRED: WAIVERS (CHI) - 2010 • NFL EXP. (NFL/TITANS): 5/3  
 HOMETOWN: LIVONIA, MICH.  
 GAMES PLAYED/GAMES STARTED: 64/1 (PLAYOFFS: 0/0)



**PRO:** Tim Shaw has become a special teams ace in his first five NFL seasons, and he is a valuable member of the linebacking corps. He joined the Titans in 2010 after spending time with the Carolina Panthers, Jacksonville Jaguars and Chicago Bears. A former fifth-round pick in the 2007 NFL Draft, Shaw's leadership on the field and in the locker room was recognized by his teammates when they named him special teams captain for the 2011 season.

### CAREER HIGHLIGHTS:

- In 2011, Shaw tied for the team lead with 15 special teams tackles.
- At Pittsburgh on Oct. 9, 2011, Shaw blocked his first career punt, getting his hands on an attempt by Daniel Sepulveda.
- In 2010, Shaw led the Titans with 20 special teams tackles in his first season with the team.
- At San Diego on Oct. 31, 2010, he made his first career NFL start, lining up in a four-linebacker set.
- In 2009, was credited with a Chicago Bears franchise-record 30 special teams tackles and his 20 'press box' special teams stops led the NFL.
- At the conclusion of the 2009 campaign, Shaw was named to the *USA Today* All-Joe team, which honors "the overlooked, the overachievers, the hard-working guys who don't grab the headlines."

### TITANS TIDBITS:

- Shaw was born in Exeter, England and lived there until he was two years old before moving to Michigan. He has visited his birthplace several times and has many relatives that still live there.
- In February 2011, Shaw headed back to England to help promote Super Bowl XLV. He joined New York Giants defensive end Osi Umenyiora and Carolina Panthers kicker Rhys Lloyd for the annual "Super Bash," the largest and only official NFL Super Bowl party in the United Kingdom.

### CAREER TRANSACTIONS:

- The Livonia, Mich., native was originally selected by the Carolina Panthers in the fifth round (164th overall) of the 2007 NFL Draft.
- Released by the Panthers on Aug. 30, 2008 and signed by the Jacksonville Jaguars as a free agent on Nov. 26, 2008.
- Released by the Jaguars on Sept. 6, 2009 and signed by the Chicago Bears as a free agent on Sept. 14, 2009.
- Released by the Bears on Sept. 4, 2010 and claimed off waivers by the Titans on Sept. 5, 2010.

### SEASON RECAPS:

**2011 (16/0 – Tennessee):** Appeared in all 16 games and tied for the team lead with 15 special teams tackles. Tied for the team lead in special teams tackles seven times in 2011 (vs. DEN, at CLE, vs. CIN, at CAR, at ATL, vs. TB, at IND). Blocked a Daniel Sepulveda punt at Pittsburgh (10/9/11). Was voted a team captain for the 2011 season by his teammates.

- At Cleveland (10/2), played as a reserve on special teams and tied for the team lead with three special teams stops.
- At Pittsburgh (10/9), saw action as a reserve on special teams and blocked a punt. Blocked a Daniel Sepulveda punt that was recovered by Cortland Finnegan in the fourth quarter.
- Against Houston (10/23), saw time as a reserve on special teams coverage units and limited action at linebacker.
- Against New Orleans (12/11), saw action as a reserve at linebacker and recorded two solo tackles. Collected a tackle on special teams.

**2010 (16/1 - Tennessee):** Appeared in 16 games with one start at linebacker and led the team with 20 special teams tackles. Collected 11 tackles as an extra linebacker on defense. Tied for the team lead in special teams tackles eight times (vs. OAK, vs. PIT, vs. DEN, at DAL, at MIA, vs. WAS, vs. JAX, at KC).

- At Dallas (10/10), tied for the team lead with a season-high three special teams tackles. Stuffed Dez Bryant for a one-yard loss on a punt return in the third quarter.
- Against Philadelphia (10/24), made a big play on special teams by recovering a Jorrick Calvin fumble that was forced by Lavelle Hawkins on a punt return late in the fourth quarter.
- At San Diego (10/31), started at linebacker as the Titans opened the game in a four-linebacker set and notched two tackles. Stuffed Mike Tolbert for a one-yard loss on a third-and-one rush in the fourth stanza.
- Against Jacksonville (12/5), tallied a then-career-best three tackles on defense. Forced a fumble by Deji Karim on the opening kickoff of the second half but the ball went out of bounds.
- Against Houston (12/19), flew through the line and stuffed Arian Foster for a four-yard tackle loss on a fourth-and-one rush off left guard in the first quarter.

**2009 (15/0 - Chicago):** Appeared in a career-high 15 games and set a Bears' franchise record with 30 special teams stops. His 20 'press box' special teams stats led the NFL. Named to *USA Today* All-Joe team, which honors "the overlooked, the overachievers, the hard-working guys who don't grab the headlines."

- At Detroit (1/3), notched a career-high eight special teams tackles, which was the most by a Bears player since 2004.

**2008 (3/0 - Jacksonville):** Saw action in three games for the Jaguars after signing on Nov. 26 and finished with four special teams tackles. Was inactive for two games at Chicago (12/7) and against Green Bay (12/14).

- At Houston (12/1), saw action in first game as a Jaguar and had one special teams tackle.
- Against Indianapolis (12/18), registered two special teams tackles on coverage units.
- At Baltimore (12/28), posted a special teams tackle.

**2007 (14/0 - Carolina):** Saw action in 14 games for Panthers and contributed primarily on special teams, ranking second on the team with 14 tackles. Was inactive for two contests.

- At Jacksonville (12/9), tied for the team lead with two special teams tackles.
- Against Seattle (12/16), posted two special teams stops on coverage units.
- Against Dallas (12/22), collected two special teams tackles.

### COLLEGE:

- Played in 46 games with 32 starts for Penn State as a running back, middle linebacker, outside linebacker and defensive end.
- Recorded 177 tackles, 12 sacks, three forced fumbles, one fumble recovery, one interception and 12 passes defended. Also, rushed 14 times for 59 yards and registered one reception for 19 yards.
- Started all 13 games as a senior. Moved to his fourth different position during his Nittany Lions career, taking over defensive end duties. Registered 44 tackles and ranked second on the team with a career-high seven sacks. Named Academic All-America first team.

- Started every game as a junior, lining up at outside linebacker for the first five contests before shifting to middle linebacker for the final seven. Produced a career-high 76 tackles, 4.5 sacks, two forced fumbles and two passes defensed. Named Academic All-Big Ten Conference selection as a junior.
- Was a recipient of the Jim O'Hora Award, given to the team's Most Improved Defensive Player as a sophomore. Played in nine games with seven starts at middle linebacker.
- As a freshman, played in 12 games as a reserve running back and special teams contributor. Carried the ball 14 times for 59 yards, caught one pass for 19 yards and posted three special teams tackles.
- Earned degree in management at Penn State.

**PERSONAL:**

- Single.
- Attended Clarenceville (Mich.) High School and set Michigan state records amassing 134 career touchdowns, 51 scores as a senior, while totaling 7,800 career yards.
- Also lettered in basketball and track. Won the state title in the 100-meter dash during his junior year.
- As a member of the Jaguars, established a program in the offseason with the linebackers to make bi-weekly visits to Wolfson Children's Hospital, where the players visit with patients, sign autographs and distribute gifts.
- Born Timothy Bruce Shaw on March 27, 1984 in Exeter, England.

**TIM SHAW'S TITANS GAME-BY-GAME**

2010 Tennessee Titans

Date	Opp	W/L	P/S	Tot	Solo	Asst	Sk	-Yds	QBP	TFL	Int	-Yds	-TD	PD	FF	FR	-Yds	SpT	
Sept 12	Oak	W	p	0	0	0	0.0	0.0	0	0	0	0	0	0	0	0	0	0	2
Sept 19	Pit	L	p	0	0	0	0.0	0.0	0	0	0	0	0	0	0	0	0	0	2
Sept 26	@ NYG	W	p	0	0	0	0.0	0.0	0	0	0	0	0	0	0	0	0	0	1
Oct 3	Den	L	p	0	0	0	0.0	0.0	0	0	0	0	0	0	0	0	0	0	2
Oct 10	@ Dal	W	p	0	0	0	0.0	0.0	0	0	0	0	0	0	0	0	0	0	3
Oct 18	@ Jax	W	p	0	0	0	0.0	0.0	0	0	0	0	0	0	0	0	0	0	0
Oct 24	Phi	W	p	0	0	0	0.0	0.0	0	0	0	0	0	0	0	0	0	0	0
Oct 31	@ SD	L	S	2	1	1	0.0	0.0	0	0	0	0	0	0	0	0	0	0	0
Nov 14	@ Mia	L	p	2	1	1	0.0	0.0	0	0	0	0	0	0	0	0	0	0	1
Nov 21	Was	L	p	0	0	0	0.0	0.0	0	0	0	0	0	0	0	0	0	0	2
Nov 28	@ Hou	L	p	1	1	0	0.0	0.0	0	0	0	0	0	0	0	0	0	0	1
Dec 5	Jax	L	p	3	1	2	0.0	0.0	0	0	0	0	0	0	0	0	0	0	1
Dec 9	Ind	L	p	1	1	0	0.0	0.0	0	0	0	0	0	0	0	0	0	0	1
Dec 19	Hou	W	p	1	1	0	0.0	0.0	0	1	0	0	0	0	0	0	0	0	2
Dec 26	@ KC	L	p	1	1	0	0.0	0.0	0	0	0	0	0	0	0	0	0	0	2
Jan 2	@ Ind	L	p	0	0	0	0.0	0.0	0	0	0	0	0	0	0	0	0	0	0
<b>Totals</b>				<b>6-10</b>	<b>16/1</b>	<b>11</b>	<b>7</b>	<b>4</b>	<b>0.0</b>	<b>0.0</b>	<b>0</b>	<b>1</b>	<b>0</b>	<b>0</b>	<b>0</b>	<b>0</b>	<b>0</b>	<b>0</b>	<b>20</b>

2011 Tennessee Titans

Date	Opp	W/L	P/S	Tot	Solo	Asst	Sk	-Yds	QBP	TFL	Int	-Yds	-TD	PD	FF	FR	-Yds	SpT	
Sept 11	@ Jax	L	p	0	0	0	0.0	0.0	0	0	0	0	0	0	0	0	0	0	0
Sept 18	Balt	W	p	0	0	0	0.0	0.0	0	0	0	0	0	0	0	0	0	0	0
Sept 25	Den	W	p	0	0	0	0.0	0.0	0	0	0	0	0	0	0	0	0	0	1
Oct 2	@ Cle	W	p	0	0	0	0.0	0.0	0	0	0	0	0	0	0	0	0	0	3
Oct 9	@ Pit	L	p	0	0	0	0.0	0.0	0	0	0	0	0	0	0	0	0	0	0
Oct 23	Hou	L	p	0	0	0	0.0	0.0	0	0	0	0	0	0	0	0	0	0	0
Oct 30	Ind	W	p	0	0	0	0.0	0.0	0	0	0	0	0	0	0	0	0	0	2
Nov 6	Cin	L	p	0	0	0	0.0	0.0	0	0	0	0	0	0	0	0	0	0	2
Nov 13	@ Car	W	p	0	0	0	0.0	0.0	0	0	0	0	0	0	0	0	0	0	1
Nov 20	@ Atl	L	p	0	0	0	0.0	0.0	0	0	0	0	0	0	0	0	0	0	1
Nov 27	TB	W	p	0	0	0	0.0	0.0	0	0	0	0	0	0	0	0	0	0	1
Dec 4	@ Buf	W	p	0	0	0	0.0	0.0	0	0	0	0	0	0	0	0	0	0	0
Dec 11	NO	L	p	2	2	0	0.0	0.0	0	0	0	0	0	0	0	0	0	0	1
Dec 18	@ Ind	L	p	0	0	0	0.0	0.0	0	0	0	0	0	0	0	0	0	0	2
Dec 24	Jax	W	p	0	0	0	0.0	0.0	0	0	0	0	0	0	0	0	0	0	1
Jan 1	@ Hou	W	p	0	0	0	0.0	0.0	0	0	0	0	0	0	0	0	0	0	0
<b>Totals</b>				<b>9-7</b>	<b>16/0</b>	<b>2</b>	<b>2</b>	<b>0</b>	<b>0.0</b>	<b>0.0</b>	<b>0</b>	<b>0</b>	<b>0</b>	<b>0</b>	<b>0</b>	<b>0</b>	<b>0</b>	<b>0</b>	<b>15</b>

**TIM SHAW'S NFL STATISTICS**

**REGULAR SEASON**

Year	Team	GP	GS	TACKLES					QBP	TFL	INTERCEPTIONS					FUMBLES				
				Tot	Solo	Asst	Sk	Yds			No	Yds	Lg	TD	PD	FF	FR	Yds	SpT	
2007	Carolina	14	0	0	0	0	0.0	0.0	0	0	0	0	0	0	0	0	0	0	0	14
2008	Jacksonville	3	0	0	0	0	0.0	0.0	0	0	0	0	0	0	0	0	0	0	0	4
2009	Chicago	15	0	0	0	0	0.0	0.0	0	0	0	0	0	0	0	0	0	0	0	30
2010	Tennessee	16	1	11	7	4	0.0	0.0	0	1	0	0	0	0	0	0	0	0	0	20
2011	Tennessee	16	0	2	2	0	0.0	0.0	0	0	0	0	0	0	0	0	0	0	0	15
<b>NFL Totals</b>		<b>64</b>	<b>1</b>	<b>13</b>	<b>9</b>	<b>4</b>	<b>0.0</b>	<b>0.0</b>	<b>0</b>	<b>1</b>	<b>0</b>	<b>0</b>	<b>0</b>	<b>0</b>	<b>0</b>	<b>0</b>	<b>0</b>	<b>0</b>	<b>83</b>	

**Single-Game Highs**

Tackles - 3 vs. Jacksonville (12/5/10)  
 Special Teams Tackles - 8 at Detroit (1/3/10)

**Additional Statistics**

Special Teams Forced Fumbles - 1 (2010)  
 Special Teams Fumble Recoveries - 1 (2010)  
 Blocked Punts - 1 (2011)

96



## MALCOLM SHEPPARD

DEFENSIVE TACKLE • 6'2" • 289 lbs • COLLEGE: ARKANSAS  
 ACQUIRED: FREE AGENT - 2010 • NFL EXP. (NFL/TITANS): 3/3  
 HOMETOWN: BAINBRIDGE, GA.  
 GAMES PLAYED/GAMES STARTED: 17/1 (PLAYOFFS: 0/0)



**PRO:** Malcolm Sheppard is a young, athletic defensive lineman that adds depth to the Titans' rotation. He played primarily at defensive tackle as a rookie but played more outside at end in Jerry Gray's defensive alignment. The Arkansas product was signed by the Titans off the Houston Texans' practice squad on Dec. 13, 2010.

### TITANS TIDBITS:

- Sheppard's father, Ricky, is a 19-year veteran of the Army and is currently serving his first tour in Iraq. His brother, Ricky Jr., is enlisted in the Navy.
- Sheppard is partially blind in his left eye because of a childhood bow and arrow accident.

### CAREER TRANSACTIONS:

- The Bainbridge, Ga., native was originally signed by the Houston Texans as a rookie free agent on May 7, 2010.
- Released by the Texans on Sept. 4, 2010 and signed to the team's practice squad a day later.
- Signed by the Texans to their active roster from the practice squad on Oct. 25, 2010.
- Released by the Texans on Nov. 30, 2010 and re-signed to the team's practice squad on Dec. 7, 2010.
- Signed by the Titans as a free agent off the Houston Texans' practice squad on Dec. 13, 2010.

### SEASON RECAPS:

**2011 (13/1 – Tennessee):** Appeared in 13 games with a start and totaled 16 tackles, two quarterback pressures and one tackle for loss. Tied for the team lead in quarterback pressures once in 2011 (at ATL). Registered a career-high four tackles against Houston (10/23/11). Made his first career NFL start at Atlanta (11/20/11). Was inactive for three consecutive games: against Denver (9/25), at Cleveland (10/2) and at Pittsburgh (10/9).

- At Jacksonville (9/11), played as a reserve at defensive end and posted two tackles.
- Against Houston (10/23), played as a reserve at defensive end and recorded a career-best four tackles.
- At Carolina (11/13), saw action as a reserve defensive end and tallied three tackles and a quarterback pressure.
- At Atlanta (11/20), made his first career start at defensive tackle and collected a tackle and a quarterback pressure.
- At Indianapolis (12/18), saw action as a reserve at defensive end and on special teams. Tallied three tackles, including a stop for loss. Combined with Colin McCarthy to stonewall Donald Brown for a one-yard loss on a rush off left end in the second quarter.

**2010 (1/0 – Houston; 3/0 – Tennessee):** Appeared in three games with the Titans as a reserve defensive tackle and collected nine tackles and two passes defended. Signed by the Titans off the Houston Texans' practice squad on Dec. 13, 2010. Signed to the Texans active roster on Oct. 25, 2010 and appeared in one game for Houston. Was inactive for four games with the Texans before being released on Nov. 30, 2010. Made his NFL debut as a reserve defensive tackle at Indianapolis (11/1/10).

- At Indianapolis (11/1), made his NFL debut as a reserve defensive tackle for the Houston Texans but did not record any statistics.
- Against Houston (12/19), made his Titans debut and registered three tackles and a pass defended. Batted down a pass intended for Kevin Walter in the fourth quarter.
- At Kansas City (12/26), played in a reserve role at defensive tackle and recorded three tackles, including a stop for loss and a pass defended.

Stonewalled Thomas Jones for a one-yard loss on a rush up the middle in the fourth quarter.

### COLLEGE:

- Played in 51 games with 38 starts at Arkansas and was a two-time All-SEC honoree. During his four-year career with the Razorbacks totaled 36 career tackles for loss and 9.5 sacks.
- As a senior in 2009, started all 13 games and registered 33 tackles, 11.0 tackles for loss, 2.5 sacks, four quarterback hurries, three passes broken up and one fumble recovery. Earned second-team All-SEC accolades from the league's coaches and the Associated Press.
- Started 12 games as a junior in 2008 and finished second on the team with 65 tackles, earning second-team All-SEC honors from the league's coaches and Associated Press, and third-team honors from Phil Steele.
- As a sophomore in 2007, led the team with six sacks and 13.5 tackles for loss. Played in and started 12 games and posted 42 tackles on the season with a team-high tying 10.5 tackles for loss along with a team-high 16 quarterback hurries and a half sack.
- As a freshman in 2006, appeared in all 14 games with one start and tallied 12 tackles, a tackle for loss and a half sack.
- Majored in criminal justice at Arkansas.

### PERSONAL:

- Single, splits time between Nashville and Bainbridge, Ga.
- Attended Bainbridge (Ga.) High School and tallied 64 tackles, 15 sacks and one interception in 11 games as a senior while helping lead his squad to a playoff berth.
- Also lettered in wrestling.
- Born Malcolm Jamaal Sheppard on Feb. 13, 1988 in Bainbridge, Ga.

## MALCOLM SHEPPARD'S TITANS GAME-BY-GAME

### 2010 Tennessee Titans

Date	Opp	W/L	P/S	Tot Solo	Asst	Sk	- Yds	QBP	TFL	Int - Yds	-TD	PD	FF	FR - Yds	SpT
Nov 1	@ Ind	L	p	0	0	0	0.0	0.0	0	0	0	0	0	0	0
Dec 19	Hou	W	p	3	2	1	0.0	0.0	0	0	0	0	1	0	0
Dec 26	@ KC	L	p	3	1	2	0.0	0.0	0	1	0	0	1	0	0
Jan 2	@ Ind	L	p	3	1	2	0.0	0.0	1	0	0	0	0	0	0
<b>Totals</b>				<b>1-3</b>	<b>4/0</b>	<b>9</b>	<b>4</b>	<b>5</b>	<b>0.0</b>	<b>0.0</b>	<b>1</b>	<b>1</b>	<b>0</b>	<b>2</b>	<b>0</b>

### 2011 Tennessee Titans

Date	Opp	W/L	P/S	Tot Solo	Asst	Sk	- Yds	QBP	TFL	Int - Yds	-TD	PD	FF	FR - Yds	SpT
Sept 11	@ Jax	L	p	2	1	1	0.0	0.0	0	0	0	0	0	0	0
Sept 18	Balt	W	p	0	0	0	0.0	0.0	0	0	0	0	0	0	0
Sept 25	Den	W	IA												
Oct 2	@ Cle	W	IA												

Oct 9	@ Pit	L	IA												
Oct 23	Hou	L	p	4	2	2	0.0	0.0	0	0	0	0	0	0	0
Oct 30	Ind	W	p	1	0	1	0.0	0.0	0	0	0	0	0	0	0
Nov 6	Cin	L	p	0	0	0	0.0	0.0	0	0	0	0	0	0	0
Nov 13	@ Car	W	p	3	1	2	0.0	0.0	1	0	0	0	0	0	0
Nov 20	@ Atl	L	S	1	1	0	0.0	0.0	1	0	0	0	0	0	0
Nov 27	TB	W	p	0	0	0	0.0	0.0	0	0	0	0	0	0	0
Dec 4	@ Buf	W	p	0	0	0	0.0	0.0	0	0	0	0	0	0	0
Dec 11	NO	L	p	0	0	0	0.0	0.0	0	0	0	0	0	0	0
Dec 18	@ Ind	L	p	3	1	2	0.0	0.0	0	1	0	0	0	0	0
Dec 24	Jax	W	p	1	1	0	0.0	0.0	0	0	0	0	0	0	0
Jan 1	@ Hou	W	p	1	0	1	0.0	0.0	0	0	0	0	0	0	0
<b>Totals</b>				<b>9-7</b>	<b>13/1</b>	<b>16</b>	<b>7</b>	<b>9</b>	<b>0.0</b>	<b>0.0</b>	<b>2</b>	<b>1</b>	<b>0</b>	<b>0</b>	<b>0</b>

## MALCOLM SHEPPARD'S NFL STATISTICS

### REGULAR SEASON

Year	Team	GP	GS	TACKLES					INTERCEPTIONS					FUMBLES					
				Tot	Solo	Asst	Sk	Yds	QBP	TFL	No	Yds	Lg	TD	PD	FF	FR	Yds	SpT
2010	Houston/Tenn.	4	0	9	4	5	0.0	0.0	1	1	0	0	0	0	2	0	0	0	0
2011	Tennessee	13	1	16	7	9	0.0	0.0	2	1	0	0	0	0	0	0	0	0	0
<b>NFL Totals</b>		<b>17</b>	<b>1</b>	<b>25</b>	<b>11</b>	<b>14</b>	<b>0.0</b>	<b>0.0</b>	<b>3</b>	<b>2</b>	<b>0</b>	<b>0</b>	<b>0</b>	<b>0</b>	<b>2</b>	<b>0</b>	<b>0</b>	<b>0</b>	<b>0</b>

### Single-Game Highs

Tackles - 4 vs. Houston (10/23/11)

Passes Defensed - 1 (Twice, last at Kansas City 12/26/10)



11



## RUSTY SMITH

QUARTERBACK • 6'5" • 226 lbs • COLLEGE: FLORIDA ATLANTIC  
 ACQUIRED: 6TH ROUND - 2010 • NFL EXP. (NFL/TITANS): 3/3  
 HOMETOWN: JACKSONVILLE, FLA.  
 GAMES PLAYED/GAMES STARTED: 2/1 (PLAYOFFS: 0/0)



**PRO:** The Titans used their first of two sixth-round selections in 2010 on quarterback Rusty Smith, a strong-armed signal caller with solid vision and pocket awareness. In his first two NFL seasons, he has appeared in two career games with one start and completed 20 of 40 passes for 200 yards with four interceptions. The three-and-a-half year starter for Florida Atlantic can make all the throws and excels as a passer outside of the pocket.

### CAREER HIGHLIGHTS:

- In 2010, Smith saw action in two games and completed 20 of 40 passes for 200 yards with four interceptions. He made his first career NFL start at Houston (11/28/10).
- As a sophomore, Smith was named 2007 Sun Belt Player of the Year and set FAU records for a season with 3,688 passing yards and 32 touchdowns. He led the Owls to their first ever Bowl appearance, a victory against Memphis in the New Orleans Bowl.
- In 2008, Smith was named the team MVP after starting all 13 games and completing 234 of 435 passes for 3,224 yards with 24 touchdowns. Led his team to the Motor City Bowl where he captured MVP honors.

### TITANS TIDBITS:

- When he was in high school Smith began attending the same church in Jacksonville as New York Jets quarterback Tim Tebow. The two signal callers know each other and have worked out together.
- Smith's parents, Russell and Melody, own two restaurants called Russ-Doe's Sandwich Shops in Jacksonville. He grew up working in the restaurants and still helps out when he is in town. One of the most popular sandwiches is the "Russ-Doe's Special," which includes ground beef, small diced onions with the family's "special" ingredient. Only a handful of people actually know what the ingredient is.
- Smith became the first player ever drafted out of Florida Atlantic when the Titans selected him in the sixth round of the 2010 NFL Draft.

### CAREER TRANSACTIONS:

- The Jacksonville, Fla., native was selected by the Titans with their first of two sixth-round picks (176th overall) in the 2010 NFL Draft.

### SEASON RECAPS:

**2011 (0/0):** Was inactive for 15 games and dressed but did not play at Indianapolis (12/18).

**2010 (2/1):** Appeared in two games with one start at quarterback and completed 20 of 40 passes for 200 yards with four interceptions. Was inactive as the third quarterback for the first nine games of the season, as well as the final five contests. Made his NFL debut against Washington (11/21/10). Made his first career start at Houston (11/28/10).

- Against Washington (11/21), entered the game late in the third quarter after Vince Young exited with an injury and completed three of nine passes for 62 yards with an interception. Connected with Nate Washington for a 52-yard pass in the fourth quarter, marking his first career NFL completion.
- At Houston (11/28), started at quarterback and completed 17 of 31 passes for 138 yards with three interceptions. Connected with Jared Cook for a 23-yard reception late in the fourth quarter.

### COLLEGE:

- Smith became the most prolific passer in Florida Atlantic football history during his four-year career with the Owls. He amassed school records with 10,112 passing yards, 768 completions and 76 touchdowns. He led the Owls to back-to-back Bowl appearances for the first time from 2007-2008.

- As a senior (2009), saw action in only seven games after suffering an injury to his non-throwing shoulder. Completed 145 of 253 passes for 1,915 yards with 14 touchdowns and five interceptions. Became one of just 50 players nationally to throw for more than 10,000 career passing yards. Also became the FAU career record holder in pass attempts (1,361), completions (768), passing yards (10,112) and touchdowns (76).

- As a junior (2008), named the team MVP after starting all 13 games and completing 234 of 435 passes for 3,224 yards with 24 touchdowns and 14 interceptions. Was a two-time Sun Belt Player of the Week recipient and also earned Palm Beach County Amateur Athlete of the Year.

- As a sophomore (2007), named 2007 Sun Belt Player of the Year after setting numerous school records including passing yards in a season (3,688) and touchdowns in a season (32). Was named Sun Belt Player of the Week four times and set a conference record with 3,688 passing yards. Received the Palm Beach County Sports Commission's Amateur Athlete of the Year award.

- As a freshman (2006), played in 12 games with four starts and accumulated 1,285 passing yards with six touchdowns. Was named the opening day starter against Clemson for playing in a backup role for the next eight games. Started the final three games leading the team to two victories.

- As a redshirt freshman (2005), had a strong first fall of practice. Traveled with the team and worked with the coaches. Split time starting under first team center in the spring of 2006.

- Majored in Information Management Systems at Florida Atlantic.

### PERSONAL:

- Married to Nicole and the couple splits time between Nashville and Jacksonville, Fla.

- Attended Sandalwood High School (Jacksonville, Fla.) and lettered in football and baseball.

- As a senior, completed 105 passes in 176 attempts for 1,800 yards and 21 touchdowns, with just three interceptions. Started for the North in the Jacksonville Shrine All-Star Game.

- Was a three-year letterwinner in baseball as a pitcher.

- Enjoys the outdoors including hunting, fishing, four-wheeling, golf, volleyball and biking.

- Was a youth leader for high school students for three years at Boca Raton Community Center.

- List of favorites: (movie) "Shawshank Redemption", "Gladiator", "Pirates of Caribbean"; (TV show) anything on ESPN; (actor/actress) Kevin Costner/Julia Roberts; (music artist) Tim McGraw; (school subject) Math; (video game) none; (food) Macaroni and cheese and Italian; (sports hero) Danny Wuerffel; and (sports team as a child) Atlanta Braves and Indianapolis Colts.

- Born Russell Edgar Smith on Jan. 28, 1987 in Jacksonville, Fla.

## RUSTY SMITH'S GAME-BY-GAME

2010 Tennessee Titans				PASSING											RUSHING				
Date	Opp	W/L	P/S	Att	Cmp	Pct	Yds	Yds/Att	TD	Int	Lg	Sk	Lst	Rating	Att	Yds	Avg	Lg	TD
Sept 12	Oak	W	IA			-	-	-	-	-	-	-	-	-			-		
Sept 19	Pit	L	IA			-	-	-	-	-	-	-	-	-			-		
Sept 26	@ NYG	W	IA			-	-	-	-	-	-	-	-	-			-		
Oct 3	Den	L	IA			-	-	-	-	-	-	-	-	-			-		
Oct 10	@ Dal	W	IA			-	-	-	-	-	-	-	-	-			-		
Oct 18	@ Jax	W	IA			-	-	-	-	-	-	-	-	-			-		
Oct 24	Phi	W	IA			-	-	-	-	-	-	-	-	-			-		
Oct 31	@ SD	L	IA			-	-	-	-	-	-	-	-	-			-		
Nov 14	@ Mia	L	IA			-	-	-	-	-	-	-	-	-			-		
Nov 21	Was	L	p	9	3	33.3	62	6.9	0	1	52	0	0	19.0	0	0	-	0	0
Nov 28	@ Hou	L	S	31	17	54.8	138	4.5	0	3	23	1	0	26.7	0	0	-	0	0
Dec 5	Jax	L	IA			-	-	-	-	-	-	-	-	-			-		
Dec 9	Ind	L	IA			-	-	-	-	-	-	-	-	-			-		
Dec 19	Hou	W	IA			-	-	-	-	-	-	-	-	-			-		
Dec 26	@ KC	L	IA			-	-	-	-	-	-	-	-	-			-		
Jan 2	@ Ind	L	IA			-	-	-	-	-	-	-	-	-			-		
<b>Totals</b>		<b>6-10</b>	<b>2/1</b>	<b>40</b>	<b>20</b>	<b>50.0</b>	<b>200</b>	<b>5.0</b>	<b>0</b>	<b>4</b>	<b>52</b>	<b>1</b>	<b>0</b>	<b>25.0</b>	<b>0</b>	<b>0</b>	<b>-</b>	<b>0</b>	<b>0</b>

2011 Tennessee Titans				PASSING											RUSHING				
Date	Opp	W/L	P/S	Att	Cmp	Pct	Yds	Yds/Att	TD	Int	Lg	Sk	Lst	Rating	Att	Yds	Avg	Lg	TD
Sept 11	@ Jax	L	IA			-	-	-	-	-	-	-	-	-			-		
Sept 18	Balt	W	IA			-	-	-	-	-	-	-	-	-			-		
Sept 25	Den	W	IA			-	-	-	-	-	-	-	-	-			-		
Oct 2	@ Cle	W	IA			-	-	-	-	-	-	-	-	-			-		
Oct 9	@ Pit	L	IA			-	-	-	-	-	-	-	-	-			-		
Oct 23	Hou	L	IA			-	-	-	-	-	-	-	-	-			-		
Oct 30	Ind	W	IA			-	-	-	-	-	-	-	-	-			-		
Nov 6	Cin	L	IA			-	-	-	-	-	-	-	-	-			-		
Nov 13	@ Car	W	IA			-	-	-	-	-	-	-	-	-			-		
Nov 20	@ Atl	L	IA			-	-	-	-	-	-	-	-	-			-		
Nov 27	TB	W	IA			-	-	-	-	-	-	-	-	-			-		
Dec 4	@ Buf	W	IA			-	-	-	-	-	-	-	-	-			-		
Dec 11	NO	L	IA			-	-	-	-	-	-	-	-	-			-		
Dec 18	@ Ind	L	DNP			-	-	-	-	-	-	-	-	-			-		
Dec 24	Jax	W	IA			-	-	-	-	-	-	-	-	-			-		
Jan 1	@ Hou	W	IA			-	-	-	-	-	-	-	-	-			-		
<b>Totals</b>		<b>9-7</b>	<b>0/0</b>	<b>0</b>	<b>0</b>	<b>-</b>	<b>0</b>	<b>-</b>	<b>0</b>	<b>0</b>	<b>-</b>	<b>0</b>	<b>0</b>	<b>-</b>	<b>0</b>	<b>0</b>	<b>-</b>	<b>0</b>	<b>0</b>

## RUSTY SMITH'S NFL STATISTICS

REGULAR SEASON			PASSING											RUSHING				
Year	Team	GP/GS	Att	Cmp	Pct	Yds	Yd/Att	TD	INT	Lg	Sk	Yds	Rat	Att	Yds	Avg	Lg	TD
2010	Tenn.	2/1	40	20	50.0	200	5.0	0	4	52	1	0	25.0	0	0	-	0	0
2011	Tenn.	0/0	0	0	0.0	0	0.0	0	0	0	0	0	0	0	0	-	0	0
<b>NFL Totals</b>		<b>2/1</b>	<b>40</b>	<b>20</b>	<b>50.0</b>	<b>200</b>	<b>5.0</b>	<b>0</b>	<b>4</b>	<b>52</b>	<b>1</b>	<b>0</b>	<b>25.0</b>	<b>0</b>	<b>0</b>	<b>-</b>	<b>0</b>	<b>0</b>

Career record as starter: 0-1 (.000)

### Single-Game Highs

Attempts - 31 at Houston (11/28/10)  
 Completions - 17 at Houston (11/28/10)  
 Passing Yards - 138 at Houston (11/28/10)

Touchdown Passes - none  
 Long Completion - 52 vs. Washington (11/21/10)

93



## SHAUN SMITH

DEFENSIVE TACKLE • 6'2" • 325 lbs

COLLEGE: SOUTH CAROLINA • ACQUIRED: UFA - 2011 (KC)

NFL EXP. (NFL/TITANS): 9/2 • HOMETOWN: BROOKLYN, N.Y.

GAMES PLAYED/GAMES STARTED: 94/42 (PLAYOFFS: 3/1)



**PRO:** As soon as the 2011 free agency period began, the Titans wasted little time signing veteran defensive tackle Shaun Smith. The 6-foot-2-inch, 325-pounder provides a strong run-stopping presence in the middle of the defensive line. Although he has valuable experience playing defensive end in a 3-4 system, the South Carolina product will line up inside with the Titans. Prior to arriving in Tennessee, Smith spent time with the Kansas City Chiefs (2010), Cincinnati Bengals (2009, 2004-2006), Cleveland Browns (2007-2008) and New Orleans Saints (2004).

### CAREER HIGHLIGHTS:

- In 2010, Smith played in all 16 games with 10 starts for the Chiefs and notched 34 tackles, a sack and a pass defended.
- In 2007 with the Browns, Smith appeared in 15 games with 10 starts and recorded career-highs with 63 tackles, two sacks, a forced fumble and two passes defended.

### TITANS TIDBITS:

- Smith enjoys hot yoga and credits the activity for helping him lose 15 pounds heading into the 2012 season. In May 2012, he instructed two classes at Hot Yoga Plus in Nashville with proceeds going to his foundation, which benefits at-risk youth. In order to teach classes, Smith had to go through a 200-hour teacher training.
- In 2011, Smith opened his own barber shop in North Dallas called Studio 30/30. During Easter 2012, Smith donated 500 gift baskets to kids in the barber shop's neighborhood. On June 25, 2012, the barber shop gave kids free haircuts if they brought in one of their books from Smith's "Click for Kids" program.
- In past offseasons, Smith has teamed with former NFL players Laurence Maroney, T.J. Houshmandzadeh and Rudi Johnson, as well as NBA guard Delonte West for the Rujohn Foundation to host football and basketball camps in Jamaica.

### CAREER TRANSACTIONS:

- The Brooklyn, N.Y., native was originally signed by the Dallas Cowboys as a rookie free agent on May 1, 2003.
- Released by the Cowboys on Aug. 31, 2003 and signed to the team's practice squad a day later.
- Re-signed by the Cowboys on Jan. 5, 2004.
- Released by the Cowboys on Aug. 31, 2004 and claimed off waivers by the Arizona Cardinals on Sept. 1, 2004.
- Released by the Cardinals on Sept. 5, 2004.
- Signed by the New Orleans Saints to their practice squad on Sept. 7, 2004 and was added to the Saints' active roster on Sept. 18, 2004.
- Released by the Saints on Nov. 30, 2004 and claimed off waivers by the Cincinnati Bengals on Dec. 1, 2004.
- Signed by the Cleveland Browns as a free agent on March 16, 2007.
- Released by the Browns on Aug. 8, 2009.
- Signed by the Detroit Lions as a free agent Aug. 11, 2009.
- Released by the Lions on Sept. 6, 2009.
- Signed by the Bengals as a free agent on Dec. 9, 2009 but was released three days later.
- Re-signed by the Bengals as a free agent on Dec. 16, 2009.
- Signed by the Kansas City Chiefs as an unrestricted free agent on March 10, 2010.
- Signed by the Titans as an unrestricted free agent on July 29, 2011.

### SEASON RECAPS:

**2011 (15/6 – Tennessee):** Appeared in 15 games with six starts and registered 44 tackles, one sack and two quarterback pressures. Led the

team in sacks once in 2011 (vs. CIN). Was inactive for the season finale at Houston (1/1).

- Against Denver (9/25), started at defensive tackle and notched four tackles. Teamed with Barrett Ruud to stonewall Willis McGahee for a four-yard loss on a pass on the first play of the game.
- At Cleveland (10/2), started at defensive tackle and collected four tackles and a quarterback pressure. Stuffed Montario Hardesty for no gain on a rush off left guard in the second quarter.
- At Pittsburgh (10/9), started at defensive tackle and registered five tackles and a quarterback pressure.
- Against Houston (10/23), started at defensive tackle and recorded five tackles. Stuffed Arian Foster for a one-yard loss on a third-and-two rush on the Texans' opening drive. Teamed with Will Witherspoon to stop Ben Tate for a two-yard loss on a rush off right tackle in the fourth quarter.
- Against Cincinnati (11/6), played in a reserve role at defensive tackle and notched four tackles, including a sack. Collected his first sack as a Titan by dropping Andy Dalton for a seven-yard loss in the first quarter. Stuffed Cedric Benson for a one-yard loss on a third-and-six rush up the middle late in the fourth quarter.
- Against Tampa Bay (11/27), played as a reserve defensive tackle and posted five tackles.

**2010 (16/10, 1/1 - Kansas City):** Played in 16 games on the defensive line with 10 starts at left defensive end. Posted 34 tackles, a sack, two quarterback pressures and one pass defended. Collected a one-yard touchdown run as a fullback.

- Against Jacksonville (10/24), started at defensive tackle and recorded five tackles.
- At Seattle (11/28), produced a three-yard sack of Matt Hasselbeck. Collected a one-yard touchdown run as a fullback in the club's goal-line formation.
- In Wild Card game against Baltimore (1/9), compiled six tackles.

**2009 (3/0, 1/0 - Cincinnati):** Played in three games, recording 12 tackles (five solo). Signed with the Bengals on Dec. 9, but was released three days later and re-signed on Dec. 16. Started the 2009 campaign with the Detroit Lions, but was released after being suspended by the league for the first four games of the season.

- At San Diego (12/20), tallied four tackles.
- At N.Y. Jets (1/3), posted a season-high seven tackles in the regular season finale.
- Against N.Y. Jets (1/9), compiled one tackle in an AFC Wild Card Game.

**2008 (11/9 - Cleveland):** Played in 11 games with nine starts at defensive tackle. Produced 47 tackles, two quarterback pressures and a forced fumble. Was inactive for five contests.

- At Baltimore (9/21), amassed four tackles.
- At Buffalo (11/17), recorded a season-high seven tackles.
- Against Indianapolis (11/30), collected six tackles and forced a Joseph Addai fumble.
- At Tennessee (12/7), posted seven tackles.

**2007 (15/10 - Cleveland):** Appeared in 15 games with 10 starts and recorded 63 tackles, two sacks, a forced fumble and two passes defended. Was inactive with a knee injury at Baltimore (11/18).

- Against Miami (10/14), produced six tackles and one pass defended.
- Against Seattle (11/4), registered three tackles and two quarterback pressures in a starting role.
- Against Pittsburgh (11/11), posted five tackles as well as a sack and strip



## SHAUN SMITH'S NFL STATISTICS

REGULAR SEASON				TACKLES							INTERCEPTIONS					FUMBLES				
Year	Team	GP	GS	Tot	Solo	Asst	Sk	Yds	QBP	TFL	No	Yds	Lg	TD	PD	FF	FR	Yds	SpT	
2004	NO/Cin	8	2	22	9	13	0.0	0.0	-	-	0	0	-	0	0	0	0	0	0	0
2005	Cincinnati	13	5	38	21	17	0.0	0.0	-	-	0	0	-	0	0	0	0	0	0	0
2006	Cincinnati	13	0	14	7	7	0.0	0.0	-	-	0	0	-	0	1	0	0	0	0	0
2007	Cleveland	15	10	63	28	35	2.0	20.0	-	-	0	0	-	0	2	1	0	0	0	0
2008	Cleveland	11	9	47	22	25	0.0	0.0	-	-	0	0	-	0	0	1	0	0	0	0
2009	Cincinnati	3	0	12	5	7	0.0	0.0	2	-	0	0	-	0	0	0	0	0	0	0
2010	Kansas City	16	10	34	20	14	1.0	3.0	2	-	0	0	-	0	1	0	0	0	0	0
2011	Tennessee	15	6	44	20	24	1.0	7.0	2	0	0	0	0	0	0	0	0	0	0	0
<b>NFL Totals</b>		<b>94</b>	<b>42</b>	<b>274</b>	<b>132</b>	<b>142</b>	<b>4.0</b>	<b>30.0</b>	<b>6</b>	<b>0</b>	<b>0</b>	<b>0</b>	<b>0</b>	<b>0</b>	<b>4</b>	<b>2</b>	<b>0</b>	<b>0</b>	<b>0</b>	<b>0</b>

PLAYOFFS				TACKLES							INTERCEPTIONS					FUMBLES				
Year	Team	GP	GS	Tot	Solo	Asst	Sk	Yds	QBP	TFL	No	Yds	Lg	TD	PD	FF	FR	Yds	SpT	
2005	Cincinnati	1	0	1	0	1	0.0	0.0	-	-	0	0	-	0	0	0	0	0	0	0
2009	Cincinnati	1	0	1	0	1	0.0	0.0	0	-	0	0	-	0	0	0	0	0	0	0
2010	Kansas City	1	1	6	6	0	0.0	0.0	0	-	0	0	-	0	0	0	0	0	0	0
<b>Playoff Totals</b>		<b>3</b>	<b>1</b>	<b>8</b>	<b>6</b>	<b>2</b>	<b>0.0</b>	<b>0.0</b>	<b>0</b>	<b>-</b>	<b>0</b>	<b>0</b>	<b>-</b>	<b>0</b>	<b>0</b>	<b>0</b>	<b>0</b>	<b>0</b>	<b>0</b>	<b>0</b>

### Single-Game Highs

Tackles - 8 vs. Buffalo (12/16/07)  
at Cincinnati (12/23/07)

Sacks - 1.0 (Four times, last vs. Cincinnati 11/6/11)

Forced Fumbles - 1 vs. Pittsburgh (11/11/07)  
vs. Indianapolis (11/30/08)


### Playoff Single-Game Highs

Tackles - 6 vs. Baltimore (1/9/11)

### Additional Career Statistics

One-yard touchdown run - at Seattle (11/28/10)

90



## SCOTT SOLOMON

DEFENSIVE END • 6'3" • 262 lbs • COLLEGE: RICE

ACQUIRED: 7TH ROUND - 2012 • NFL EXPERIENCE: ROOKIE

HOMETOWN: SAN ANTONIO, TEXAS

GAMES PLAYED/GAMES STARTED: 0/0 (PLAYOFFS: 0/0)



**PRO:** The Titans traded back into the seventh round of the 2012 NFL Draft to select Rice University defensive end Scott Solomon. The 6-foot-3-inch, 262-pounder is a hard-working, athletic defender who has a knack for getting to the quarterback. He will have a chance to contribute immediately to the line's rotation.

### CAREER HIGHLIGHTS:

- Solomon finished his Rice career tied for the school record with 24 sacks and ranked second with 44 career tackles for loss.
- As a senior, collected a career-best 8.5 sacks to go along with 55 tackles, 13.5 stops for loss, a forced fumble and two fumble recoveries.
- As a junior in 2009, led all Conference-USA defensive linemen with 63 tackles and amassed 6.5 sacks and 10.5 tackles for loss.

### TITANS TIDBITS:

- As a senior at Rice, Solomon chose to change his number to 35 to honor fellow fifth-year senior Travis Bradshaw, who suffered a career-ending neck injury during preseason camp.

### CAREER TRANSACTIONS:

- The San Antonio, Texas, native was selected by the Titans in the seventh round (211th overall) of the 2012 NFL Draft.

### COLLEGE:

- In four playing seasons at Rice University, Solomon appeared in 47 games and tied the school record for sacks (24) and ranked second in program annals in career tackles for loss (44). Amassed 207 tackles, four forced fumbles, four fumble recoveries and 27 quarterback pressures. Was named to an All Conference-USA team in each of his four playing seasons at Rice.

**AS A SENIOR (2011),** was named a first-team All Conference-USA pick by Rivals.com and College Football News and a second-team All Conference-USA selection by league coaches and Phil Steele. Played in 12 games and posted 55 tackles, 13.5 stops for loss, a forced fumble and two fumble recoveries. Finished with a career-high 8.5 sacks, which also ranked second in school history. Had at least one tackle for loss in eight of the last nine games and four sacks in the last five contests. Earned Conference-USA All-Academic honors in a vote of the league's sports information directors. Was one of 19 players who were named to the final watch list for the Ted Hendricks Award for the nation's top defensive end.

- Against Purdue (9/10), moved into third on the Owls career sack list after recording 3.5 tackles for loss and a pair of sacks.
- At Southern Mississippi (10/1), caused a goal-line fumble on fourth down that Xavier Webb recovered and returned 96 yards for a touchdown.
- Against Memphis (10/8), totaled three tackles, including two stops for loss, a sack, a fumble recovery and a pass defensed.
- Against Tulane (11/19), tied the Rice career sack record with a pair of quarterback sacks. Added seven tackles that pushed his career total past 200.

**AS A RED-SHIRT SENIOR (2010),** sat out the season after suffering a foot injury during the final stages of fall camp. Had moved inside to defensive tackle during spring drills. Was a preseason All Conference-USA selection.

**AS A JUNIOR (2009),** earned second-team All Conference-USA honors from the league's coaches after leading all Conference-USA defensive linemen with 63 tackles. Appeared in 12 games and tied for sixth in Conference-USA with 6.5 sacks and tied for eighth in the league with 10.5

tackles for loss. Posted 4.5 tackles for loss and 2.5 sacks in the last three games.

- At UAB (9/5), notched four tackles, including a three-yard sack of Joe Webb.
- Against Tulsa (10/3), credited with a career-best 11 tackles and three sacks. Became the first Owl defensive lineman to reach double figures in tackles a game since 2005. His three sacks were the most in a game by an Owl since 2002.
- At Southern Methodist (11/7), moved into fourth on the Owls' career sack list after picking up 2.5 sacks. Also collected eight tackles, including 1.5 stops for loss, two forced fumbles and three quarterback pressures.

**AS A SOPHOMORE (2008),** earned honorable mention All Conference-USA honors from the coaches after leading the team with nine tackles for loss and 4.5 sacks. Saw action in 12 games and compiled 40 tackles, a fumble recovery, two passes defensed and a blocked kick. Finished the season with tackles for loss in four straight regular season games (six total) and sacks in each of the last three contests. Was credited with 20 of his 40 tackles on the year in the last four games. Missed the Vanderbilt game with an injury.

- At Tulane (10/25), blocked a field goal which was returned 55 yards for a touchdown.
- Against Marshall (11/22), notched a season-high seven tackles, including a sack.
- Against Houston (11/29), finished with six tackles including a sack for a loss of 14 yards and a second stop for loss. Also broke up one pass and caused multiple throws out of bounds to avoid sacks.

**AS A FRESHMAN (2008),** received Conference-USA All Freshmen honors from league coaches, as well as freshman All-American nods from Scout.com. Led the down linemen and finished fourth on the team with 49 tackles, despite missing the Southern Mississippi game. Led the team with 11 tackles for loss and 4.5 sacks, finishing 10th in the league in both categories.

- Against Nicholls State (9/1), made his presence felt right away in his first collegiate action, picking up a tackle for loss on a third down play for his first career tackle. Tallied eight stops, two for loss, forced one fumble and recovered another fumble.
- At Baylor (9/8), made his first career start and picked up his first career sack.
- At Houston (10/13), registered a season-best nine tackles. Shared a tackle for loss against the Cougars and went on to register at least one tackle for loss in each of the final six games of the season.

### PERSONAL:

- Single, resides in San Antonio, Texas.
- Attended Marshall High School (San Antonio, Texas) and was a defensive MVP for District 28-5A and a second team All-State selection. Piled up 105 tackles, including 13 for loss and nine sacks. Was named all-area after sparking his team to a 9-3 record and the 28 5A title.
- Earned all-district honors as a junior with 69 tackles and four sacks.
- Also competed in the long jump.
- Was a member of the National Honor Society, Mu Alpha Theta and the Spanish Honor Society. Graduated in the top 10 percent of his class, was a second-team academic all-state and listed in Who's Who of American High School Students.
- List of favorites: (movie) "Tropic Thunder"; (TV show) "Hard Knocks"; (actor) Arnold Schwarzenegger; (music artists) Five Finger Death Punch; (school subject) science; (vehicle) any kind of truck; (food) Greek and

Mediterranean; (sports heroes) David Robinson and Tim Duncan; and (sports teams as a child) San Antonio Spurs.  
 • Born Scott Edward Solomon on Nov. 5, 1988 in San Antonio, Texas.

## SCOTT SOLOMON'S COLLEGE STATISTICS

REGULAR SEASON		TACKLES										INTERCEPTIONS					FUMBLES		
Year	Team	GP	GS	Tot	Solo	Asst	Sk	Yds	QBP	TFL	No	Yds	Lg	TD	PD	FF	FR	Yds	
2007	Rice	11	9	49	31	18	4.5	26.0	2	11.0	0	0	-	0	0	1	1	0	
2008	Rice	12	12	40	25	15	4.5	36.0	1	9.0	0	0	-	0	2	0	1	0	
2009	Rice	12	12	63	39	24	6.5	31.0	20	10.5	0	0	-	0	2	2	0	0	
2010	Rice	Missed Entire Season																	
2011	Rice	12	11	55	37	18	8.5	36.0	4	13.5	0	0	-	0	1	1	2	0	
<b>College Totals</b>		<b>47</b>	<b>44</b>	<b>207</b>	<b>132</b>	<b>75</b>	<b>24.0</b>	<b>129.0</b>	<b>27</b>	<b>44.0</b>	<b>0</b>	<b>0</b>	<b>-</b>	<b>0</b>	<b>5</b>	<b>4</b>	<b>4</b>	<b>0</b>	

**Single-Game Highs**

Tackles - 11 vs. Tulsa (10/3/09)

Forced Fumbles - 2 at Southern Methodist (11/7/09)

Sacks - 3 vs. Tulsa (10/3/09)

Tackles for loss - 3.5 vs. Purdue (9/10/11)

88



## CRAIG STEVENS

TIGHT END • 6'3" • 268 lbs • COLLEGE: CALIFORNIA  
 ACQUIRED: 3RD ROUND - 2008 • NFL EXP. (NFL/TITANS): 5/5  
 HOMETOWN: SAN PEDRO, CALIF.  
 GAMES PLAYED/GAMES STARTED: 58/28 (PLAYOFFS: 1/0)



**PRO:** Craig Stevens enters his fifth NFL season in 2012 and continues to assert himself as one of the NFL's best young blocking tight ends. He was used as a reserve in that capacity in his first two seasons in addition to being a special teams contributor. In 2010, he moved into a full-time offensive role, playing 15 games with 13 starts. He continued in 2011 with 15 games and 11 starts and was rewarded early in the 2012 offseason with a new multi-year contract.

### CAREER HIGHLIGHTS:

- Stevens produced a career-long 58-yard catch against the Denver Broncos on Sept. 25, 2011, which led to the Titans' game-winning touchdown.
- Stevens notched his first career touchdown at San Diego on Oct. 31, 2010, reaching the end zone on a one-yard pass from Vince Young.
- In 2009, he finished second on the team with 15 special teams tackles.
- Prior to entering the NFL, he recorded a 4.59-second 40-yard dash at the 2008 NFL Scouting Combine.

### TITANS TIDBITS:

- He has a younger brother, Eric, who is entering his senior season as a fullback at Cal. He has two other brothers, Jeff and Brett, who are firefighters with the L.A. City Fire Department.
- Stevens entered the NFL with one class remaining to obtain his degree in legal studies. He hopes to one day become involved in the law, following in the footsteps of his father, Mark, a deputy sheriff in L.A. County.
- Stevens switched his jersey number to 19 as a senior at Cal in honor of the late Mario Danelo, a close friend and kicker for the University of Southern California. Danelo, who wore No. 19 for the Trojans, died tragically in January 2007 in the friends' hometown of San Pedro, Calif.
- Stevens was already familiar with the Nashville area before getting drafted by the Titans. He prepared for the scouting combine at D1 Sports Training in Franklin, Tenn.

### CAREER TRANSACTIONS:

- The San Pedro, Calif., native was selected by the Titans in the third round (85th overall) of the 2008 NFL Draft.

### SEASON RECAPS:

**2011 (15/11):** Appeared in 15 games with 11 starts and totaled nine receptions for 166 yards and a touchdown. Led the team with an 18.4-yards per reception avg. Snared a career-long 58-yard reception against Denver (9/25/11). Tied for the team lead in special teams tackles once in 2011 (at ATL).

- Against Denver (9/25), hauled in a career-long 58-yard reception down to the Broncos' 25-yard line during the game-winning drive in the fourth quarter.
- At Cleveland (10/2), gave the Titans a 7-3 lead with a 12-yard touchdown catch with 3:25 remaining in the first quarter. Left the game in the second quarter with an injury and did not return. Collected a special teams tackle on coverage units.
- Against Cincinnati (11/6), hauled in a 25-yard pass over the middle during the Titans' first touchdown drive in the second quarter.
- Against Tampa Bay (11/27), helped open holes for Titans ball carriers to gain 202 yards on the ground.
- At Buffalo (12/4), helped block for Titans' rushers gain 187 yards on 31 carries (6.0 avg.).
- Against New Orleans (12/11), kickstarted the Titans' first scoring drive with a 31-yard grab. Posted a solo special teams tackle.

**2010 (15/13):** Appeared in 15 games with 13 starts at tight end and collected career highs with 11 receptions, 122 receiving yards and two touchdowns. Was inactive for one contest (11/21 against Washington).

- At San Diego (10/31), tied a career high with two receptions for a career-best 29 receiving yards and his first career touchdown. Set up the Titans first touchdown with a career-long 28-yard reception in the second quarter. Two plays later, hauled in a one-yard touchdown pass in the back of the end zone with 8:08 remaining in the second quarter.
- Against Indianapolis (12/9), snared a career-high three receptions for 20 yards and a touchdown. Cut the Titans' deficit to a touchdown with a seven-yard scoring catch in the third quarter.
- Against Houston (12/19), helped clear the way for Titans' rushers to gain 147 yards on the ground.
- At Indianapolis (1/2), tracked down Antoine Bethea at the Titans' seven-yard line after a 101-yard return following Rob Bironas' missed 61-yard field goal.

**2009 (12/2):** In 12 games, finished second on the team with 15 special teams tackles. As a blocking tight end, contributed to Chris Johnson's 2,006-yard rushing season. He was inactive in four games and did not play in two contests.

- Against Houston (9/20), started and helped open holes for Titans' ball carriers to amass 240 yards on the ground.
- Against Buffalo (11/15), tied for the team lead with a career-high four special teams tackles.

**2008 (16/2, 1/0):** As team's only rookie to play every game, earned two starts as second tight end. Recorded one reception for nine yards and also tied for fifth on the team with 10 special teams tackles.

- Against Jacksonville (9/7), made NFL debut as reserve tight end in season opener.
- Against Green Bay (11/2), made first NFL start at tight end.
- At Indianapolis (12/28), started at tight end and snared first career NFL reception on nine-yard pass.

### COLLEGE:

• At Cal, was mainstay on Bears offense, appearing in 50 games (33 starts) in four seasons, one game shy of school record. His superior ability as a pass protector, run blocker and receiver helped him earn honorable mention All-Pac 10 honors after his sophomore and senior seasons and second-team All-Pac 10 following his junior year. Statistical totals included 51 receptions for 669 yards and seven touchdowns.

- As senior (2007), named honorable mention All-Pac 10 and was recipient of team's Frank J. Schlessinger Coaches award, given to player who demonstrates outstanding athletic ability, academic success and community service. Also earned Cort Majors award as offensive team captain. Started all 13 games and recorded 17 receptions for 204 yards (12.0 avg.) and three touchdowns.
- As junior (2006), named second-team All-Pac 10 after totaling 17 receptions for 239 yards and one touchdown in 13 games (seven starts). Received team's Cort Majors Captain award.
- As sophomore (2005), started every game and earned All-Pac 10 honorable mention recognition. Finished fifth on squad with 13 receptions for 165 yards and two touchdowns.
- As freshman (2004), played in every game and tallied one start, finishing season with four receptions for 61 yards and one touchdown. Earned



Academic All-Pac 10 honorable mention.

- Redshirted in 2003 and earned Scout Team Player of the Year.
- Majored in legal studies.

**PERSONAL:**

- Splits time between Nashville and San Pedro, Calif.
- Played tight end and linebacker at Palos Verdes Peninsula (Rancho Palos Verdes, Calif.) High School. As senior, named All-CIF, All-Area and team's Defensive Player of the Year after recording 127 tackles and four touchdown receptions.
- Cousin, Mike Tully, won silver medal in pole vault at 1984 Summer Olympics.

- List of favorites: (movie) "Legends of the Fall"; (TV shows) "Game of Thrones" and "True Blood"; (music) country, rock and roll, classic rock; (school subject) law classes; (books) mystery and science fiction novels; (video games) Guitar Hero, Call of Duty and Mario Kart; (sports teams other than Titans) Nashville Predators; and (food) cheeseburgers, steak and potatoes.
- Born Craig Chase Stevens on Sept. 1, 1984 in San Pedro, Calif.

## CRAIG STEVENS' GAME-BY-GAME

2008 Tennessee Titans				RECEIVING				
Date	Opp.	W/L	P/S	No	Yds	Avg	Lg	TD
Sept 7	Jax	W	p	0	0	-	-	0
Sept 14	@ Cin	W	p	0	0	-	-	0
Sept 21	Hou	W	p	0	0	-	-	0
Sept 28	Min	W	p	0	0	-	-	0
Oct 5	@ Bal	W	p	0	0	-	-	0
Oct 19	@ KC	W	p	0	0	-	-	0
Oct 27	Ind	W	p	0	0	-	-	0
Nov 2	GB	W	S	0	0	-	-	0
Nov 9	@ Chi	W	p	0	0	-	-	0
Nov 16	@ Jax	W	p	0	0	-	-	0
Nov 23	NYJ	L	p	0	0	-	-	0
Nov 27	@ Det	W	p	0	0	-	-	0
Dec 7	Cle	W	p	0	0	-	-	0
Dec 14	@ Hou	L	p	0	0	-	-	0
Dec 21	Pit	W	p	0	0	-	-	0
Dec 28	@ Ind	L	S	1	9	9.0	9	0
<b>Totals</b>		<b>13-3</b>	<b>16/2</b>	<b>1</b>	<b>9</b>	<b>9.0</b>	<b>9</b>	<b>0</b>

Playoffs								
Date	Opp.	W/L	P/S	No	Yds	Avg	Lg	TD
Jan 10	Bal	L	p	0	0	0.0	-	0
<b>Totals</b>		<b>0-1</b>	<b>1/0</b>	<b>0</b>	<b>0</b>	<b>0.0</b>	<b>-</b>	<b>0</b>

Additional Statistics: 1 kickoff return for 16 yards vs. Minnesota (Sept. 28)

2009 Tennessee Titans				RECEIVING				
Date	Opp.	W/L	P/S	No	Yds	Avg	Lg	TD
Sept 10	@ Pit	L	p	0	0	-	-	0
Sept 20	Hou	L	S	0	0	-	-	0
Sept 27	@ NYJ	L	S	0	0	-	-	0
Oct 4	@ Jax	L	p	0	0	-	-	0
Oct 11	Ind	L	p	0	0	-	-	0
Oct 18	@ NE	L	IA					
Nov 1	Jax	W	IA					
Nov 8	@ SF	W	p	0	0	-	-	0
Nov 15	Buf	W	p	0	0	-	-	0
Nov 23	@ Hou	W	p	0	0	-	-	0
Nov 29	Ari	W	p	0	0	-	-	0
Dec 6	@ Ind	L	p	0	0	-	-	0
Dec 13	StL	W	p	0	0	-	-	0
Dec 20	Mia	W	IA					
Dec 25	SD	L	IA					
Jan 3	@ Sea	W	p	0	0	-	-	0
<b>Totals</b>		<b>8-8</b>	<b>12/2</b>	<b>0</b>	<b>0</b>	<b>-</b>	<b>-</b>	<b>0</b>

Additional Statistics: 1 kickoff return for 14 yards vs. Houston (Sept. 20)

2010 Tennessee Titans				RECEIVING				
Date	Opp.	W/L	P/S	No	Yds	Avg	Lg	TD
Sept 12	Oak	W	S	2	18	9.0	9	0
Sept 19	Pit	L	S	1	9	9.0	9	0
Sept 26	@ NYG	W	S	0	0	-	0	0
Oct 3	Den	L	p	1	16	16.0	16	0
Oct 10	@ Dal	W	S	1	11	11.0	11	0
Oct 18	@ Jax	W	S	0	0	-	0	0
Oct 24	Phi	W	S	0	0	-	0	0
Oct 31	@ SD	L	S	2	29	14.5	28	1
Nov 14	@ Mia	L	p	0	0	-	0	0
Nov 21	Was	L	IA					
Nov 28	@ Hou	L	S	0	0	-	0	0
Dec 5	Jax	L	S	1	19	19.0	19	0
Dec 9	Ind	L	S	3	20	6.7	7t	1
Dec 19	Hou	W	S	0	0	-	0	0
Dec 26	@ KC	L	S	0	0	-	0	0
Jan 2	@ Ind	L	S	0	0	-	0	0
<b>Totals</b>		<b>6-10</b>	<b>15/13</b>	<b>11</b>	<b>122</b>	<b>11.1</b>	<b>28</b>	<b>2</b>

2011 Tennessee Titans				RECEIVING				
Date	Opp.	W/L	P/S	No	Yds	Avg	Lg	TD
Sept 11	@ Jax	L	S	1	2	2.0	2	0
Sept 18	Balt	W	S	1	1	1.0	1	0
Sept 25	Den	W	S	1	58	58.0	58	0
Oct 2	@ Cle	W	S	1	12	12.0	12t	1
Oct 9	@ Pit	L	p	0	0	-	0	0
Oct 23	Hou	L	p	1	11	11.0	11	0
Oct 30	Ind	W	IA					
Nov 6	Cin	L	S	1	25	25.0	25	0
Nov 13	@ Car	W	S	0	0	-	0	0
Nov 20	@ Atl	L	S	0	0	-	0	0
Nov 27	TB	W	S	0	0	-	0	0
Dec 4	@ Buf	W	S	0	0	-	0	0
Dec 11	NO	L	S	1	31	31.0	31	0
Dec 18	@ Ind	L	S	1	9	9.0	9	0
Dec 24	Jax	W	p	1	17	17.0	17	0
Jan 1	@ Hou	W	p	0	0	-	0	0
<b>Totals</b>		<b>9-7</b>	<b>15/11</b>	<b>9</b>	<b>166</b>	<b>18.4</b>	<b>58</b>	<b>1</b>

**CRAIG STEVENS' NFL STATISTICS****REGULAR SEASON**

Year	Team	REGULAR SEASON			RECEIVING					RUSHING				
		GP	GS	No	Yds	Avg	Lg	TD	Att	Yds	Avg	Lg	TD	
2008	Tennessee	16	2	1	9	9.0	9	0	0	0	-	-	0	
2009	Tennessee	12	2	0	0	-	-	0	0	0	-	-	0	
2010	Tennessee	15	13	11	122	11.1	28	2	0	0	-	-	0	
2011	Tennessee	15	11	9	166	18.4	58	1	0	0	-	-	0	
<b>NFL Totals</b>		<b>58</b>	<b>28</b>	<b>21</b>	<b>297</b>	<b>14.1</b>	<b>58</b>	<b>3</b>	<b>0</b>	<b>0</b>	<b>-</b>	<b>-</b>	<b>0</b>	

**PLAYOFFS**

Year	Team	PLAYOFFS			RECEIVING					RUSHING				
		GP	GS	No	Yds	Avg	Lg	TD	Att	Yds	Avg	Lg	TD	
2008	Tennessee	1	0	0	0	-	-	0	0	0	-	-	0	
<b>Playoff Totals</b>		<b>1</b>	<b>0</b>	<b>0</b>	<b>0</b>	<b>-</b>	<b>-</b>	<b>0</b>	<b>0</b>	<b>0</b>	<b>-</b>	<b>-</b>	<b>0</b>	

**Single-Game Highs**

Receptions - 3 vs. Indianapolis (12/9/10)

Receiving Yards - 58 vs. Denver (9/25/11)

Longest Reception - 58 vs. Denver (9/25/11)

Touchdowns - 1 (Three times, last at Cleveland 10/2/11)

**Additional Statistics**

Kickoff Returns - 1 for 16 yards (2008); 1 for 14 yards (2009)

Special Team Tackles - 10 (2008), 15 (2009), 2 (2010), 4 (2011)

76



## DAVID STEWART

TACKLE • 6'7" • 318 lbs • COLLEGE: MISSISSIPPI STATE  
 ACQUIRED: 4TH ROUND - 2005 • NFL EXP. (NFL/TITANS): 8/8  
 HOMETOWN: MOULTON, ALA.  
 GAMES PLAYED/GAMES STARTED: 92/92 (PLAYOFFS: 2/2)



**PRO:** David Stewart is a physical, hard-nosed tackle that excels at the point of attack. Nicknamed "Big Country," the Alabama native is an intense competitor that mauls defenders in the run game and provides solid protection in the aerial attack. His soft-spoken demeanor and country mannerisms off the field run in sharp contrast with his tough, aggressive presence on the gridiron. After signing a long-term contract extension during the 2008 offseason, he is a fixture on the Titans' offensive front for years to come.

### CAREER HIGHLIGHTS:

- In 2010, Stewart was a part of an offensive front that allowed 27 sacks, which tied for sixth-fewest in the NFL. The unit also paved the way for Chris Johnson to finish fourth in the NFL with 1,364 rushing yards.
- In 2009, was a member of an offensive line that blocked for the NFL's second-best rushing attack (162.0 yards per game) and opened holes for Chris Johnson who became just the sixth player in NFL history to rush for 2,000 yards. Also, part of an offensive front that allowed just 16 sacks, the second fewest in the NFL.
- In 2008, Stewart started all 16 games at right tackle for the second consecutive season and was named second-team All-Pro by the Associated Press. Was a part of an offensive line that allowed an NFL-low 12 sacks.

### TITANS TIDBITS:

- The last two offseasons (2011-2012), Stewart has teamed with Spook Spann, a well known whitetail deer hunter, to put on the Dunk Duchenne celebrity basketball game at Dickson County High School.
- During the offseason in 2009 and 2010, Stewart in connection with Big Buck Properties, participated in the Big Buck Outdoor Games, a charitable bass fishing tournament and turkey hunt to raise money for wounded soldiers. The fundraising effort supported "Huntin' for Heroes" and Paralyzed Veterans of America-Outdoor Recreation Heritage Fund to benefit wounded veterans across the country.
- In the 2008 offseason, Stewart and a few Titans teammates filmed several segments for an outdoors show called "Anything Wild" which aired on The Sportsman's Channel. The production crew followed Stewart while he was turkey hunting and bow fishing.
- In high school, Stewart was nicknamed "Big Country" by friends, which stuck with him through his time at Mississippi State. Many friends and teammates still refer to him by the nickname.
- Stewart was raised near Decatur, Ala., in the small town of Moulton. He was employed on his family's farm for much of his childhood, building fences and working with the cattle and chickens among a variety of daily tasks. He hopes to someday run his own chicken farm.
- Stewart experienced multiple coaching changes during his tenure at Mississippi State. He had two head coaches, three offensive coordinators and four offensive line coaches during his career there.
- His father, Benny, is a truck driver, and his mother, Kathy, is a registered nurse in Moulton.

### CAREER TRANSACTIONS:

- The Moulton, Ala., native was selected by the Titans in the fourth round (113th overall) of the 2005 NFL Draft.

### SEASON RECAPS:

**2011 (15/15):** Started 15 games at right tackle and was a part of a unit that allowed just 24 sacks, which tied for the second-lowest total in the NFL. Was inactive against Tampa Bay (11/27).

- Against Baltimore (9/18), started at right tackle and was a member of an offensive front that did not allow a sack on 42 pass attempts.
- At Cleveland (10/2), started at right tackle and was a member of an offensive line that did not allow a sack. Helped open holes for Chris Johnson to amass 101 rushing yards on 23 carries.
- At Carolina (11/13), started at right tackle and was a member of an offensive line that opened holes for Titans' ball carriers to gain 172 yards on the ground.
- At Atlanta (11/20), started at right tackle and was a part of an offensive line that allowed just one sack on 44 pass attempts. Left the game in the second quarter with an injury.
- At Buffalo (12/4), started at right tackle and helped block for Titans' rushers gain 187 yards on 31 carries (6.0 avg.).
- Against Jacksonville (12/24), started at right tackle and provided protection for Matt Hasselbeck to register 350 passing yards.

**2010 (16/16):** Started 16 games at right tackle and was a member of an offensive front that opened holes for Titans' ball carriers to gain 1,727 rushing yards in 2010. Part of an offensive front that allowed 27 sacks, which tied for sixth-fewest in the NFL. The unit also paved the way for Chris Johnson to finish fourth in the NFL with 1,364 rushing yards.

- Against Oakland (9/12), started at right tackle and was a member of an offensive front that opened holes for Titans' rushers to gain 205 yards on the ground.
- At Jacksonville (10/18), started at right tackle and was a part of an offensive front that did not allow a sack in 21 pass attempts. Member of a unit that opened holes for Titans' ball carriers to gain 153 rushing yards.
- Against Philadelphia (10/24), started at right tackle and was a member of an offensive front that did not give up a sack in the second half, allowing Kerry Collins to rack up 214 passing yards after halftime.
- Against Indianapolis (12/9), started at right tackle and was a part of an offensive front that did not allow a sack on 39 pass attempts and opened holes for Titans' ball carriers to gain 121 yards on the ground.

**2009 (15/15):** Started 15 games at right tackle. Was inactive at San Francisco (11/8) with an injury. Member of an offensive line that blocked for the NFL's second-best rushing attack (162.0 yards per game) and opened holes for Chris Johnson who became just the sixth player in NFL history to rush for 2,000 yards. Part of an offensive front that allowed just 16 sacks, the second fewest in the NFL. Helped open holes for Titans' rushers to gain 305 rushing yards, the second most yards on the ground in franchise history, against Jacksonville (11/1/09).

- Against Houston (9/20), helped open holes for the Titans to gain 240 yards on the ground, including a then career-best 197 rushing yards from Chris Johnson.
- Against Jacksonville (11/1), blocked for Titans' rushers to gain 305 rushing yards, the second most yards on the ground in franchise history. Part of an offensive front that did not allow a sack on 18 pass attempts in the Titans' 30-13 victory. Helped Chris Johnson set the franchise record with 228 rushing yards.
- Against Arizona (11/29), was a part of an offensive front that helped the unit amass 532 total yards in the Titans' 20-17 come-from-behind victory.
- At Seattle (1/3), was a member of an offensive front that opened holes for Chris Johnson to gain 134 yards on the ground, allowing him to surpass 2,000 rushing yards for the season. Part of an offensive line that did not allow a sack on 28 pass attempts in the Titans' season-ending 17-13 victory.

**2008 (16/16, 1/1):** Started all 16 games at right tackle for the second consecutive season and was named second-team All-Pro by the Associated Press. Was a part of an offensive line that allowed an NFL-low 12 sacks in 2008. Member of an offensive line that opened holes for Titans' rushers to gain a franchise-record 332 rushing yards at Kansas City (10/19/08). Part of an offensive front that did not allow a sack for five consecutive games (9/21/08 – 10/27/08). Has started 45 consecutive games at right tackle for the Titans.

- At Cincinnati (9/14), helped pave the way for Titans' rushers to gain 177 yards on the ground in the 24-7 road victory.
- At Baltimore (10/5), member of an offensive line that did not allow a sack on 32 pass attempts in the Titans' 13-10 comeback victory over the Ravens. Marked the third consecutive game the front did not allow a sack.
- At Kansas City (10/19), opened holes for Tennessee ball carriers to rush for a franchise-record 332 rushing yards in the Titans' commanding 34-10 road victory over the Chiefs. Part of an offensive line that did not allow a sack for the fourth straight game.
- Against Indianapolis (10/27), part of an offensive line that did not allow a sack despite 37 pass attempts in the Titans' 31-21 victory over the Colts on Monday Night Football.
- At Detroit (11/27), part of an offensive front that blocked for Titans' ball carriers to gain 292 yards on the ground in the Titans' commanding 47-10 victory over the Lions on Thanksgiving.
- At Houston (12/14), member of an offensive front that did not allow a sack on 33 pass attempts. Recovered a Bo Scaife fumble at the Houston 40-yard line late in the fourth quarter.
- Against Pittsburgh (12/21), part of an offensive front that helped amass 322 total yards, the most against Pittsburgh in 2008, in the Titans' 31-14 victory.
- In Divisional playoffs against Baltimore (1/10), helped the Titans offense amass 391 total yards.

**2007 (16/16, 1/1):** Started all 16 games at right tackle. Helped open holes for Titans' rushers to average 131.8 yards per game, ranking the rushing attack fifth in the NFL. Blocked for LenDale White who registered his first 1,000-yard rushing season (1,110) in his second NFL campaign. Part of an offensive front that finished 14th in the league with 30 sacks allowed.

- At Jacksonville (9/9), member of an offensive front that opened holes for Titans' rushers to gain 282 rushing yards, the second-highest total in franchise history. Pounced on a Vince Young fumble during a third-and-12 play late in the fourth quarter.
- Against Houston (12/2), part of an offensive line that opened holes for Titans' rushers to gain 153 yards on 29 carries (5.3 avg.) in the Titans' 28-20 victory.

**2006 (14/14):** Started 14 games at right tackle and helped rushing offense rank third in AFC and fifth in NFL with 2,214 rushing yards, while posting franchise record 4.7-average per carry for season. Also helped pave way for running back Travis Henry to rush for 1,211 yards and Vince Young to become first rookie quarterback in NFL history to exceed 500 rushing yards.

- Was named to USA Today's All-Joe Team.
- Against Indianapolis (12/3), led the way for a rushing offense that posted season-high 219 rushing yards.
- At Buffalo (12/24), opened holes as Titans rushed for 215 rushing yards.

**2005 (0/0):** Was inactive for all 16 contests.

#### COLLEGE:

- Totaled 38 starts in 41 career games, including 35 consecutive starts to close his career at Mississippi State. Recorded 218 knockdown blocks and 25 blocks resulting in touchdowns.
- As senior, earned honorable mention All-SEC honors by Associated Press after starting every game at right tackle for third consecutive season. Named offensive captain by teammates and was on field for every snap in all but three contests. Helped offense average 303.2 yards per game. Was presented with team's Bulldog Award, given to player who displays best work ethic, leadership and character.
- As junior, started every game at right tackle and led team's linemen with 79.6 percent grade. Tallied 76 knockdown blocks and nine blocks resulting in touchdowns. Offense averaged 321 yards per game.
- As sophomore, took over right offensive tackle responsibilities, starting

every game and grading 82 percent in blocking consistency. Totaled 73 knockdowns and seven blocks resulting in touchdowns while offense averaged 337 yards per game.

- As redshirt freshman, played in six games and totaled three starts, including first career start against Troy State.
- Majored in interdisciplinary studies at Mississippi State.

#### PERSONAL:

- Married to Cheryl (5/06). The couple has a son, Boone, and a daughter, Bailey Grace, and reside in Nashville.
- Named Class 4A All-State by Birmingham News at Lawrence County (Moulton, Ala.) High School. Played both offensive and defensive tackle positions, totaling 120 tackles and 28 sacks during his junior and senior seasons.
- As senior, also participated in shot put (44-foot long throw) and discuss (120 feet) for track and field team.
- Enjoys fishing in his spare time.
- List of favorites: (kind of music) country music; (video games) James Bond 007; (movie) "Lethal Weapon"; (food) chicken wings; (school subject) poultry science; and (vacation getaway) Dale Hollow Lake in Celina, Tenn.
- Born James David Stewart on Aug. 28, 1982 in Decatur, Ala.

## DAVID STEWART'S NFL STATISTICS

### REGULAR SEASON

Year	Team	GP	GS
2005	Tennessee	0	0
2006	Tennessee	14	14
2007	Tennessee	16	16
2008	Tennessee	16	16
2009	Tennessee	15	15
2010	Tennessee	16	16
2011	Tennessee	15	15
<b>NFL Totals</b>		<b>92</b>	<b>92</b>

### PLAYOFFS

Year	Team	GP	GS
2007	Tennessee	1	1
2008	Tennessee	1	1
<b>Playoff Totals</b>		<b>2</b>	<b>2</b>

### Starts Breakdown:

2006 - RT 14; 2007 - RT 16; 2008 - RT 16; 2009 - RT 15; 2010 - RT 16; 2011 - RT 15

68



## BYRON STINGILY

TACKLE • 6'5" • 313 lbs • COLLEGE: LOUISVILLE  
 ACQUIRED: 6TH ROUND - 2011 • NFL EXP. (NFL/TITANS): 2/2  
 HOMETOWN: COUNTRY CLUB HILLS, III.  
 GAMES PLAYED/GAMES STARTED: 0/0 (PLAYOFFS: 0/0)



**PRO:** Byron Stingily is a massive offensive tackle that displays quick feet and excellent recovery speed. The 6-foot-5-inch, 313-pounder is relatively new to playing the position having lined up at defensive end in high school. Stingily possesses raw skills and power and will compete for a backup role at the tackle spots.

### CAREER HIGHLIGHTS:

- As a senior in 2010, Stingily earned second team All-Big East honors after starting all 13 games at left tackle. He helped pave the way for the Cardinals to lead the conference in rushing and teammate Bilal Powell to finish 11th in the country in rushing.

### TITANS TIDBITS:

- Stingily started doing pilates during the 2012 offseason to help improve his flexibility. He is a regular at the Willow Springs studio in Green Hills.
- Prior to the 2011 NFL Draft, Stingily trained with former Titans' Pro Bowler Brad Hopkins three days per week at D1 in Franklin, Tenn.
- Stingily's off-the-field interests include working on cars, particularly low-riders. He started the hobby as a youngster refurbishing with his uncle.

### CAREER TRANSACTIONS:

- The Country Club Hills, Ill., native was selected by the Titans in the sixth round (175th overall) of the 2011 NFL Draft.

### SEASON RECAPS:

**2011 (0/0):** Was inactive for 15 games and dressed but did not play against Tampa Bay (11/27).

### COLLEGE:

- Started all 24 career games during his two-year stay at Louisville. Earned second team All-Big East honors after starting 13 games at left tackle as a senior. Before attending Louisville, played at Joliet Junior College during the 2006-2007 seasons.
- As a senior (2010), started in all 13 games at the left tackle and earned second-team All-Big East accolades. Was influential in helping Bilal Powell rank 11th in the nation in rushing. Graded out at 85 percent or higher in 13 games. Recorded over 50 pancake blocks and helped the Cardinals lead the Big East Conference in rushing.
- As a junior (2009), coming off surgery that forced him to miss spring practice. Played in 11 games, making 11 starts at offensive tackle. Missed the season finale versus Rutgers due to injury.
- As a junior (2008), redshirted in his first season at Louisville.
- Majored in justice administration at Louisville.
- As a sophomore (2007), played at Joliet Junior College and started 13 games at offensive tackle. Earned first team All-Conference accolades. Rated the No. 1 offensive linemen in the conference and the No. 8 player overall. Guided Joliet to an 11-2 record.
- As a freshman (2006), saw action at tackle in his first season at Joliet Junior College.

### PERSONAL:

- Single and splits time between Nashville and Country Club Hills, Ill.
- Attended Romeoville High School and was a two-year starter at defensive end. Earned All-Conference and All-Area honors.
- Also lettered in basketball in high school.
- Has four siblings: Cameron (19), Evan (13), Diamond (21) and Fatima (12).
- List of favorites: (TV show) "Martin"; (movie) "Friday"; (music artist) Jay-Z;

(school subject) math; (actor) Chris Tucker; (car) 1959 Impala; (childhood sports hero) Nobody when he was young, but recently D'Brickashaw Ferguson; (sports team) Chicago Bulls and all other Chicago teams; and (food/restaurant) Red Lobster.

- Born Byron Andrew Stingily, Jr., on Sept. 9, 1988 in Chicago, Ill.

## BYRON STINGILY'S NFL STATISTICS

### REGULAR SEASON

Year	Team	GP	GS
2011	Tennessee	0	0
<b>NFL Totals</b>		<b>0</b>	<b>0</b>

84



## TAYLOR THOMPSON

TIGHT END • 6'6" • 259 lbs • COLLEGE: SOUTHERN METHODIST  
 ACQUIRED: 5TH ROUND - 2012 • NFL EXPERIENCE: ROOKIE  
 HOMETOWN: PROSPER, TEXAS  
 GAMES PLAYED/GAMES STARTED: 0/0 (PLAYOFFS: 0/0)



**PRO:** The Titans raised eyebrows when they traded up in the fifth round of the 2012 NFL Draft to select Taylor Thompson. The 6-foot-6, 259-pound Thompson spent four years at Southern Methodist University as a defensive end and was considered a draft-worthy prospect at that position. However, the Titans were persuaded during pre-draft workouts that Thompson's NFL future would be at tight end. He pairs ideal size with impressive athleticism, displayed in pre-draft workouts in the form of a 4.56-second 40-yard dash, a 37-inch vertical jump and reliable hands. Among Titans tight ends, he is added to the well-regarded veteran duo of Jared Cook and Craig Stevens. To acquire the pick they used to draft Thompson (145th overall), the Titans traded their own fifth-round pick (155th overall) and their seventh-round selection (227th overall) to the Miami Dolphins.

### CAREER HIGHLIGHTS:

- As a defensive end at Southern Methodist University, Thompson started the final 43 games of his four-year career and tallied 139 tackles, 18 sacks, 22.5 tackles for loss, 12 quarterback pressures, six forced fumbles and a fumble recovery.
- Thompson was a key contributor for SMU's first bowl team in 25 years (2009 Hawaii Bowl vs. Nevada).
- With 18 sacks, Thompson concluded his Mustang career tied for fourth in school history (Chad Patton), trailing only Luke Johnson (23.5), Justin Rogers (19.5) and Anthony Beverly (19).

### TITANS TIDBITS:

- Although Thompson spent four college seasons as a defensive end, he was not foreign to the offensive side of the ball. At Prosper (Texas) High School, he caught 58 passes for 960 yards as a senior wide receiver, in addition to playing defensive end and punter. Recruited by Vanderbilt as a tight end, he initially committed to the Commodores but then enrolled at Southern Methodist in order to stay closer to home. Under new head coach June Jones, however, SMU employed a spread offense that did not use a tight end, and Thompson decided to make his mark at defensive end. It was not until the final month of his senior season there that Jones encouraged him to think about making the switch back to tight end. He did, and in February 2012, Titans scouts became convinced of his potential at the Players All-Star Classic in Little Rock, Ark.
- The outdoor enthusiast enjoys golf, fishing and rock climbing. He also plays the guitar.
- Thompson's "bucket list" includes going to the moon.

### CAREER TRANSACTIONS:

- The Prosper, Texas, native was selected by the Titans in the fifth round (145th overall) of the 2012 NFL Draft.

### COLLEGE:

- During his four years with the Southern Methodist University Mustangs, Thompson competed in 49 games and finished his career with 43 straight starts at defensive end. He amassed 139 tackles, 22.5 tackles for loss, 18 sacks, 12 quarterback pressures, six forced fumbles, one fumble recovery and a blocked PAT. He was a three-time All-Conference USA selection.

**AS A SENIOR (2011),** started all 13 games and totaled 44 tackles, eight sacks, 9.5 tackles for loss, two quarterback pressures and one fumble recovery. Additionally ranked second in the conference with six forced fumbles. Helped SMU rank second in Conference USA in total defense. Named first-team All-Conference USA.

- At Texas A&M (9/4), tied his career high with eight tackles in the season

opener.

- Against UTEP (9/10), posted three tackles, 1.5 sacks and a forced fumble.
- Against Tulane (11/5), accounted for four tackles, one sack and a career-high two forced fumbles.
- At TCU (10/1), notched four tackles, 1.5 sacks and a forced fumble.

**AS A JUNIOR (2010),** Started all 14 contests at defensive end and was named first-team All-Conference after posting 32 tackles, 5.5 tackles for loss, 4.5 sacks and three quarterback pressures.

- Against Washington State (9/18), set a season high with 1.5 sacks.
- At Navy (10/16), recorded a season-high seven tackles.

**AS A SOPHOMORE (2009),** started all 13 games at defensive end and was named honorable mention All-Conference-USA by the league's coaches. Posted 40 tackles and led the squad with 5.5 sacks. Added six tackles for loss, six quarterback pressures and four passes defended.

- At UAB (9/12), recorded a sack and blocked a PAT to help preserve the win, which snapped a 17-game Conference USA losing streak and a 15-game road losing streak.
- Against UTEP (11/14), set his career high with two sacks, including a sack of Trevor Vittatoe to end the final Miner scoring threat and clinch an SMU win and bowl berth.
- Against Nevada in the Hawaii Bowl (12/24), registered a three-yard sack.

**AS A FRESHMAN (2008),** played in nine games with three starts at defensive end. Totaled 23 tackles, 1.5 tackles for loss and one quarterback pressure.

- Against Memphis (11/8), registered his first career start and posted four tackles.
- At UTEP (11/15), notched a season-high eight tackles and 1.5 tackles for loss.
- Majored in philosophy.

### PERSONAL:

- At Prosper (Texas) High School, was an All-State wide receiver and defensive end, in addition to earning All-District honors as a punter. He was ranked the No. 37 tight end prospect in the nation by Scout.com, No. 38 by Rivals.com, No. 41 by ESPN.com and the No. 1 tight end in Texas by Dave Campbell.
- As a senior, caught 58 passes for 960 yards and a touchdown.
- Also competed on the basketball, baseball and track and field teams in high school.
- List of favorites: (movie) "Super Troopers"; (TV show) "Workaholics"; (actor) Vince Vaughn; (music) classical music, particularly Chopin; (video game) Call of Duty; (school subject) psychology; (books) philosophy books; (car) 1970 Chevelle; (food) sushi; (favorite sports team other than the Titans) New York Yankees and Texas Rangers.
- His parents are Ron and Linda. He has a brother, Trevor, and a sister, Morgan.
- Born Taylor Nicholas Thompson on Oct. 19, 1989 in Plano, Texas.

## TAYLOR THOMPSON'S COLLEGE STATISTICS

REGULAR SEASON		TACKLES									INTERCEPTIONS					FUMBLES		
Year	Team	GP	GS	Tot	Solo	Asst	Sk	Yds	QBP	TFL	No	Yds	Lg	TD	PD	FF	FR	Yds
2008	SMU	9	3	23	12	11	0.0	0	1	1.5	0	0	-	0	0	0	0	0
2009	SMU	13	13	40	26	14	5.5	30	6	6.0	0	0	-	0	4	0	0	0
2010	SMU	14	14	32	16	16	4.5	23	3	5.5	0	0	-	0	2	0	0	0
2011	SMU	13	13	44	20	24	8.0	46	2	9.5	0	0	-	0	0	6	1	5
<b>College Totals</b>		<b>49</b>	<b>43</b>	<b>139</b>	<b>74</b>	<b>65</b>	<b>18.0</b>	<b>99</b>	<b>12</b>	<b>22.5</b>	<b>0</b>	<b>0</b>	<b>-</b>	<b>0</b>	<b>6</b>	<b>6</b>	<b>1</b>	<b>5</b>

### Single-Game Highs

Tackles - 8 (twice, last vs. Texas A&M, 9/4/11)

Sacks - 2 vs. UTEP (11/14/09)

Interceptions - (none)

Forced Fumbles - 2 vs. Tulane (11/5/11)

Fumble Recoveries - 1 at Tulsa (10/29/11)

### Additional Statistics

Blocked PATs - 1 at Alabama-Birmingham (9/12/09)

61



## FERNANDO VELASCO

CENTER/GUARD • 6'4" • 312 lbs • COLLEGE: GEORGIA

ACQUIRED: FA - 2008 • NFL EXP. (NFL/TITANS): 3/3

HOMETOWN: WRENS, GA.

GAMES PLAYED/GAMES STARTED: 33/3 (PLAYOFFS: 0/0)



**PRO:** Fernando Velasco is coming off his second full season on the Titans' active roster. The former undrafted free agent appeared in all 32 games from 2010-2011, including three starts in 2010. Velasco spent the majority of his first two years with the Titans on the practice squad. A versatile player that can line up at center or guard, he will compete for playing time at both positions in 2012.

### CAREER HIGHLIGHTS:

- In 2010, Velasco saw action in all 16 games with three starts. He made his first career NFL start at left guard at Dallas (10/10/10).
- After spending a season and a half on the practice squad, Velasco made his first regular season appearance at San Francisco on Nov. 8, 2009.

### TITANS TIDBITS:

- In 2010, Velasco started a foundation called Right C.H.O.I.C.E.S. which is an acronym for Christ Humility Opportunity Integrity Character Education and Success. The foundation sponsors a free camp for kids age 8-14 in his hometown every summer. More than 200 kids attend the camp each year.
- Velasco enjoys bowling, golfing, watching movies and playing basketball in his spare time.

### CAREER TRANSACTIONS:

- The Wrens, Ga., native was originally signed by the Titans as a rookie free agent on May 2, 2008.
- Waived on Aug. 30, 2008 and signed to the practice squad on Aug. 31, 2008.
- Re-signed as a free agent by the Titans on Jan. 12, 2009.
- Waived on Sept. 5, 2009 and signed to the practice squad on Sept. 6, 2009.
- Signed from the practice squad to the 53-man roster on Nov. 7, 2009.
- Waived on on Nov. 14, 2009 and signed to the practice squad on Nov. 17, 2009.
- Signed from the practice squad to the 53-man roster on Dec. 30, 2009.

### SEASON RECAPS:

**2011 (16/0):** Saw action in all 16 games for the second consecutive season. Played primarily on special teams, but did see some reserve action at center and guard.

- Against Baltimore (9/18), saw action as a reserve on special teams and at left guard when Leroy Harris left the game briefly with an injury.
- At Cleveland (10/2), played in a reserve role on special teams and at left guard when Leroy Harris left the game in the third quarter with an injury.
- Against Jacksonville (12/24), saw limited action at center after Eugene Amano briefly left the game with an injury. Played as a reserve on special teams.

**2010 (16/3):** Appeared in all 16 games with three starts (one at center, two at guard) in his first full season on the 53-man roster. Made his first career start at Dallas (10/10/10).

- Against Denver (10/3), played primarily on special teams. Entered the game at left guard late in the fourth quarter when Leroy Harris exited with an injury.
- At Dallas (10/10), made his first career NFL start at left guard and helped open holes for Titans' ball carriers to gain 158 yards on the ground. Pounced on a Chris Johnson fumble late in the third quarter. Saw action at center late in the fourth quarter after Eugene Amano exited the game with an injury.
- At Houston (11/28), saw significant action at center after Eugene Amano

exited the game in the second quarter with an injury.

- Against Indianapolis (12/9), entered the game at center in the fourth quarter after Eugene Amano suffered an injury.
- Against Houston (12/19), started at center and helped clear the way for Titans' rushers to gain 147 yards on the ground.
- At Kansas City (12/26), started at center and left the game briefly in the third quarter with an injury.

**2009 (1/0):** Spent a total of 14 games on the practice squad and was on the 53-man roster for two games.

- At San Francisco (11/8), made NFL debut on special teams.

**2008 (0/0):** Spent his entire rookie season on the Titans practice squad.

### COLLEGE:

- Played 50 games with 26 starts at Georgia.
- As a senior (2007), started all 13 games at center and received All-SEC second-team honors.
- As a junior (2006), started all 13 games at strong-side offensive guard.
- Played 12 games in both freshman (2004) and sophomore (2005) seasons.
- Received degree in health and physical education from Georgia.

### PERSONAL:

- Single, splits time between Nashville and Wrens, Ga.
- Was four-year letterman as defensive tackle and offensive tackle at Jefferson County High School in Wrens, Ga. Selected to Georgia All-State team as senior.
- Also played basketball two years in high school.
- List of favorites: (movie) "Life"; (TV show) "Family Matters"; (actor) Denzel Washington; (food) fried chicken; (vacation spot) Miami; (school subject) math; (car) Cadillac Escalade; (video game) Madden NFL; and (author) Joel Osteen.
- Born Fernando Antonio Velasco on Feb. 22, 1985 in Harris, N.Y.

## FERNANDO VELASCO'S NFL STATISTICS

### REGULAR SEASON

Year	Team	GP	GS
2008	Tennessee	0	0
2009	Tennessee	1	0
2010	Tennessee	16	3
2011	Tennessee	16	0
<b>NFL Totals</b>		<b>33</b>	<b>3</b>

### PLAYOFFS

Year	Team	GP	GS
2008	Tennessee	0	0
<b>Playoff Totals</b>		<b>0</b>	<b>0</b>

### Starts Breakdown:

2010 - LG 1, C 2



20



## ALTERRAUN VERNER

CORNERBACK • 5'10" • 187 lbs • COLLEGE: UCLA

ACQUIRED: 4TH ROUND - 2010 • NFL EXP. (NFL/TITANS): 3/3

HOMETOWN: CARSON, CALIF.

GAMES PLAYED/GAMES STARTED: 32/15 (PLAYOFFS: 0/0)



**PRO:** Alterraun Verner enters his third season in the Titans secondary. He is a versatile and vital cog in the defensive backfield, able to play outside in base defense and move inside in nickel and dime packages. The ball-hawking cornerback joined the team in 2010 as a fourth-round draft choice from UCLA. He was a quick study as a rookie, and by Week 4, he was inserted into the starting lineup. In 2011, he played in every game for the second consecutive season and notched three starts.

### CAREER HIGHLIGHTS:

- In 2011, Verner played in all 16 games and totaled 50 tackles, two tackles for loss, one interception, six passes defended and four stops on special teams.
- In Verner's rookie season, he led the team with 15 passes defended, finished second on the squad with three interceptions, and placed fourth on the club with 103 tackles. He became the 12th rookie in franchise history to notch three or more interceptions.
- He posted his first career interception at Dallas on Oct. 10, 2010, snaring a deflected Tony Romo pass and racing to the Cowboys' one-yard line.
- As a senior at UCLA, Verner was named third-team All-American after finishing fifth on the team with 65 tackles and second in the Pac-10 with five interceptions.

### TITANS TIDBITS:

- During the 2012 offseason, Verner picked up golf as a hobby and began taking individual lessons.
- In 2011, Verner held his first annual youth football camp at Mayfair (Lakewood, Calif.) High School. In 2012, his fiancée at the time (now his wife), Sina'e Ward, helped him host a cheerleading camp that coincided with the football camp.
- During the 2011 offseason, Verner returned to UCLA to complete his degree in mathematics/applied sciences.
- As a senior at UCLA, the school asked him to be featured in a commercial highlighting the school's math program and student-athletes. He was the first current student-athlete ever to do a UCLA moment commercial. Other UCLA greats to be featured in the series include NBA Hall of Famer Kareem Abdul-Jabbar and former Heisman Trophy winner Gary Beban.
- Verner did an internship with California Bank and Trust during the summer of his junior year at UCLA. He surveyed various positions and learned the inner workings of the financial institution.
- Verner served as a peer tutor to his high school football team in the subjects of math and history. He also served as a motivational speaker to city youth teams on the importance of staying in school.

### CAREER TRANSACTIONS:

- The Carson, Calif., native was selected by the Titans in the fourth round (104th overall) of the 2010 NFL Draft.

### SEASON RECAPS:

- 2011 (16/3):** Played in all 16 games for the second consecutive season and notched three starts. Totaled 50 tackles, two tackles for loss, one interception, six passes defended and four stops on special teams. Led or tied for the team lead in passes defended twice in 2011 (vs. IND, at IND). Tied for the team lead in special teams tackles once in 2011 (vs. DEN).
- Against Baltimore (9/18), saw significant action as a nickelback and tallied two tackles and an interception. Halted a Ravens' drive by intercepting a third-and-four pass by Joe Flacco that was intended for Lee Evans along the left sideline. Collected a special teams tackle on coverage units.
  - Against Denver (9/25), played in a reserve role as the nickelback and notched four tackles. Halted the Broncos' first drive by batting down a third-

and-10 pass intended for Brandon Lloyd over the middle. Collected a solo tackle on special teams.

- At Pittsburgh (10/9), played as a reserve at cornerback and registered two tackles and a pass defended. Broke up a pass intended for Mike Wallace in the second quarter. Recovered a Rob Bironas' onside kick late in the third quarter.
- Against Indianapolis (10/30), saw significant action as a reserve nickelback and posted six tackles and two passes defended. Halted a Colts' drive by batting down a third-and-two pass intended for Reggie Wayne in the first quarter. Broke up a pass intended for Wayne in the second stanza.
- At Atlanta (11/20), started at cornerback as the team opened the game in the nickel package and collected five tackles. Stuffed Michael Turner for a one-yard loss on a rush off right end late in the third quarter.
- Against Tampa Bay (11/27), played as a reserve as the nickelback and posted two tackles, including a stop for loss. Stuffed Kregg Lumpkin for a two-yard loss on a short pass in the fourth quarter.
- Against New Orleans (12/11), started at cornerback and recorded nine tackles, including a stop for loss. Stuffed Chris Ivory for a two-yard loss on a rush off right end in the second quarter. Posted a solo special teams tackle.
- At Indianapolis (12/18), saw action as a reserve as the nickelback and tallied a tackle and a pass defended. Broke up a pass intended for Austin Collie in the second stanza.
- Against Jacksonville (12/24), played as a reserve at nickelback and totaled two tackles and a pass defended. Broke up a deep pass intended for Jarett Dilliard in the second quarter.

- 2010 (16/12):** Appeared in all 16 games as a rookie, starting 12 of the season's last 13 games at cornerback. Led the team with 15 passes defended and finished second on the squad with three interceptions. Finished fourth on the squad with 103 tackles. Led the team in passes defended three times (vs. DEN, at JAX, vs. WAS). Led or tied for the team lead in special teams tackles four times (vs. OAK, vs. PIT, at NYG, at MIA).
- Against Oakland (9/12), saw action on special teams and played in dime packages on defense in his NFL debut. Tied for the team lead with two special teams tackles.
  - At N.Y. Giants (9/26), saw significant action as a reserve cornerback after Jason McCourty left the game in the second quarter with an injury. Collected four tackles, a fumble recovery and a pass defended. Halted a potential Giants' scoring drive by recovering an Ahmad Bradshaw fumble that was forced by Michael Griffin at the Titans' five-yard line in the third stanza. Broke up a pass intended for Mario Manningham in the fourth quarter. Led the team with three special teams tackles on coverage units.
  - Against Denver (10/3), made his first career start at cornerback and finished second on the team with 10 tackles. Led the team with three passes defended.
  - At Dallas (10/10), posted nine tackles and his first career interception. Made a diving interception of a Tony Romo pass that was deflected by Dave Ball and returned it to the Cowboys' one-yard line in the fourth quarter.
  - At Jacksonville (10/18), recorded six tackles and a team-best three passes defended, including an interception. Knocked down a pass intended for Mike Sims-Walker in the second quarter. Stepped in front of Tiquan Underwood and intercepted a Trent Edwards pass in the third quarter.
  - Against Philadelphia (10/24), tallied three tackles, a fumble recovery and a pass defended. Made a game-changing play by recovering a Kevin Kolb fumble that was forced by Jason Jones at the Titans' three-yard line in the third quarter. Broke up a third-and-five pass intended for Jeremy Maclin

- deep in Titans' territory in the fourth quarter.
- At Miami (11/14), collected seven tackles, two passes defended and a quarterback pressure. Raced down the field and batted a punt backwards saving it from going into the end zone and allowing Jared Cook to down it at the Dolphins' two-yard line in the second quarter.
- Against Indianapolis (12/9), led the team with a career-high 12 tackles.
- Against Houston (12/19), tied for the team lead with nine tackles and added an interception. Intercepted a pass over the middle intended for Andre Johnson in the second quarter which led to a Rob Bironas field goal on the final play of the first half.
- At Kansas City (12/26), recorded eight tackles, including a stop for loss, a forced fumble and a pass defended. Stuffed Thomas Jones for a one-yard loss and forced a fumble that was recovered by the Chiefs deep in their own territory in the second quarter.
- At Indianapolis (1/2), led the team with 11 tackles.

**COLLEGE:**

- In four seasons at UCLA (2006-09), Verner started 35 of 50 games and recorded 272 tackles with 11.0 stops for losses of 19 yards and three forced fumbles. He tied for seventh in school history with 13 interceptions during his career, with his five interceptions during his senior year representing the most by a Bruin in a season since 1997. He also holds the school career-record with four interception returns for touchdowns.
- As a senior (2009), started all 12 games for the second consecutive season and ranked fifth on the team with 65 tackles, including three stops for losses of four yards. The team captain finished second in the Pac-10 with five interceptions for 158 yards in returns (31.6 avg). Named third-team All-American by the AP and The NFL Draft Report and added All-Pac 10 first-team and Academic All-Pac 10 second-team honors. Was a semifinalist for the Thorpe Award, a quarterfinalist for the Lott Trophy and was a member of the Watch List for the Bednarik and Nagurski Awards.
- As a junior (2008), started all 12 games and finished second on the team with 73 tackles that included 2.5 stops for losses of eight yards and a forced fumble. Intercepted two passes and posted a league-high 18 pass deflections. Led the nation in passes defended, averaging 1.67 per game. Earned second-team All-Pac 10 honors from the league's coaches and was a first-team Academic All-Pac 10 choice.
- As a sophomore (2007), started 10 of the 13 games he appeared in and recorded 75 tackles, which ranked fourth on the team. Also posted three stops for losses of four yards and also caused a fumble. Led the Bruins with 15 passes defended and intercepted four other passes for 76 yards (19.0 avg) in returns. Returned four punts for a total of nine yards (2.2 avg). Named Academic All-District VIII and Academic All-Pac 10 Conference first-team choice and added All-Pac 10 honorable mention from the league's coaches.

- As a freshman (2006), appeared in all 13 games as the team's nickel back and top reserve at cornerback. Finished fourth on the team with 59 tackles that included 1.5 stops for losses of two yards, a forced fumble and a fumble recovery that he advanced 18 yards. Also deflected six passes and became the first freshman and sixth overall player in school history to return two interceptions for touchdowns in the same season. Named a Freshman All-American first-team pick by College Football News.com and Scripps/FWAA, adding second-team honors from The Sporting News, Scout.com and Rivals.com. Was chosen the Pac-10 co-Freshman of the Year by the league's coaches and was co-winner of UCLA's John Boncheff, Jr. Memorial Award, given to the Bruins' Rookie of the Year.
- Received a degree in mathematics/applied sciences from UCLA in 2011.

**PERSONAL:**

- Married to Sina'e and splits time between Nashville and Carson, Calif.
- Attended Mayfair High School (Lakewood, Calif.) and led his team to a 10-2 record during his senior season. Caught 50 passes for 907 yards and 13 touchdowns, recorded 56 tackles with four interceptions, including one that he returned 102 yards for a touchdown. Also gained 407 yards with a touchdown on seven kickoff returns and 100 yards on four punt returns.
- During his junior season, he was an All-CIF SS Division VI first-team choice on offense by pulling down 32 passes for 705 yards with 11 touchdowns.
- Earned Academic All-Suburban League honors as sophomore. Posted 15 receptions for 250 yards and one touchdown and was credited with 25 tackles on defense.
- Lettered four times in track and field, as he competed in the high jump, pole vault, 100m, 4x100-meter relay, 4x400 relay, 110m hurdles, 300m intermediate hurdles, long jump, 800m run and 4x200m relay events. Earned team Most Valuable Performer honors as a freshman. Served as track team co-captain as a sophomore and junior, winning the league titles in the high jump, 4x100m relay and 4x400m relay.
- Was a four-time school Honor Roll and three-time Academic All-Pac 10 selection, compiling a 3.08 grade point average in Mathematics/Applied Sciences at UCLA. Added Scholar-Athlete honors after attaining a 4.17 grade point average in high school.
- Follow Verner on Twitter at @Alvern\_1.
- List of favorites: (movie) "Back to the Future"; (TV show) "Dragonball-Z"; (actor) Denzel Washington/Shia LeBoef; (music artist) Eminem, Lil' Wayne; (school subject) Math, physics, chemistry; (books) Harry Potter books and Dan Brown books; (food) "Anything my dad cooks"; (sports hero) Jerry Rice; and (sports teams as a child) L.A. Lakers, San Francisco 49ers or "wherever Jerry Rice was."
- Born Altterraun Ennis Verner on Dec. 13, 1988 in Orange, Calif.

**ALTERRAUN VERNER'S GAME-BY-GAME**

2010 Tennessee Titans

Date	Opp	W/L	P/S	Tot	Solo	Asst	Sk	- Yds	QBP	TFL	Int	- Yds	-TD	PD	FF	FR	- Yds	SpT		
Sept 12	Oak	W	p	0	0	0	0.0	0.0	0	0	0	0	0	0	0	0	0	2		
Sept 19	Pit	L	p	0	0	0	0.0	0.0	0	0	0	0	0	0	0	0	0	3		
Sept 26	@ NYG	W	p	4	3	1	0.0	0.0	0	0	0	0	0	1	0	1	0	2		
Oct 3	Den	L	S	10	10	0	0.0	0.0	0	0	0	0	0	3	0	0	0	0		
Oct 10	@ Dal	W	S	9	6	3	0.0	0.0	0	0	1	12	0	1	0	0	0	1		
Oct 18	@ Jax	W	S	6	3	3	0.0	0.0	0	0	1	10	0	3	0	0	0	0		
Oct 24	Phi	W	S	3	2	1	0.0	0.0	0	0	0	0	0	1	0	1	0	0		
Oct 31	@ SD	L	p	7	5	2	0.0	0.0	0	0	0	0	0	0	0	0	0	0		
Nov 14	@ Mia	L	S	7	4	3	0.0	0.0	1	0	0	0	0	2	0	0	0	1		
Nov 21	Was	L	S	4	2	2	0.0	0.0	0	0	0	0	0	2	0	0	0	0		
Nov 28	@ Hou	L	S	9	8	1	0.0	0.0	0	0	0	0	0	0	0	0	0	0		
Dec 5	Jax	L	S	4	3	1	0.0	0.0	0	0	0	0	0	0	0	0	0	0		
Dec 9	Ind	L	S	12	9	3	0.0	0.0	0	1	0	0	0	0	0	0	0	0		
Dec 19	Hou	W	S	9	4	5	0.0	0.0	0	0	1	19	0	1	0	0	0	0		
Dec 26	@ KC	L	S	8	7	1	0.0	0.0	0	0	0	0	0	1	1	0	0	0		
Jan 2	@ Ind	L	S	11	10	1	0.0	0.0	0	0	0	0	0	0	0	0	0	0		
<b>Totals</b>				<b>6-10</b>	<b>16/12</b>	<b>103</b>	<b>76</b>	<b>27</b>	<b>0.0</b>	<b>0.0</b>	<b>1</b>	<b>1</b>	<b>3</b>	<b>41</b>	<b>0</b>	<b>15</b>	<b>1</b>	<b>2</b>	<b>0</b>	<b>9</b>

2011 Tennessee Titans

Date	Opp	W/L	P/S	Tot	Solo	Asst	Sk	- Yds	QBP	TFL	Int	- Yds	-TD	PD	FF	FR	- Yds	SpT		
Sept 11	@ Jax	L	p	2	0	2	0.0	0.0	0	0	0	0	0	0	0	0	0	0	0	
Sept 18	Balt	W	p	2	1	1	0.0	0.0	0	0	0	1	4	0	1	0	0	0	1	
Sept 25	Den	W	p	4	1	3	0.0	0.0	0	0	0	0	0	0	0	0	0	0	1	
Oct 2	@ Cle	W	p	4	1	3	0.0	0.0	0	0	0	0	0	0	0	0	0	0	1	
Oct 9	@ Pit	L	p	2	1	1	0.0	0.0	0	0	0	0	0	0	1	0	0	0	0	
Oct 23	Hou	L	p	0	0	0	0.0	0.0	0	0	0	0	0	0	0	0	0	0	0	
Oct 30	Ind	W	p	6	4	2	0.0	0.0	0	0	0	0	0	0	2	0	0	0	0	
Nov 6	Cin	L	p	4	3	1	0.0	0.0	0	0	0	0	0	0	0	0	0	0	0	
Nov 13	@ Car	W	p	2	1	1	0.0	0.0	0	0	0	0	0	0	0	0	0	0	0	
Nov 20	@ Atl	L	S	5	4	1	0.0	0.0	0	0	0	0	0	0	0	0	0	0	0	
Nov 27	TB	W	p	2	1	1	0.0	0.0	0	1	0	0	0	0	0	0	0	0	0	
Dec 4	@ Buf	W	S	4	3	1	0.0	0.0	0	0	0	0	0	0	0	0	0	0	0	
Dec 11	NO	L	S	9	5	4	0.0	0.0	0	1	0	0	0	0	0	0	0	0	1	
Dec 18	@ Ind	L	p	1	1	0	0.0	0.0	0	0	0	0	0	0	1	0	0	0	0	
Dec 24	Jax	W	p	2	2	0	0.0	0.0	0	0	0	0	0	0	1	0	0	0	0	
Jan 1	@ Hou	W	p	1	1	0	0.0	0.0	0	0	0	0	0	0	0	0	0	0	0	
<b>Totals</b>				<b>9-7</b>	<b>16/3</b>	<b>50</b>	<b>29</b>	<b>21</b>	<b>0.0</b>	<b>0.0</b>	<b>0</b>	<b>2</b>	<b>1</b>	<b>4</b>	<b>0</b>	<b>6</b>	<b>0</b>	<b>0</b>	<b>0</b>	<b>4</b>

## ALTERRAUN VERNER'S NFL STATISTICS

REGULAR SEASON		TACKLES									INTERCEPTIONS					FUMBLES			
Year	Team	GP	GS	Tot	Solo	Asst	Sk	Yds	QBP	TFL	No	Yds	Lg	TD	PD	FF	FR	Yds	SpT
2010	Tennessee	16	12	103	76	27	0.0	0.0	1	1	3	41	19	0	15	1	2	0	9
2011	Tennessee	16	3	50	29	21	0.0	0.0	0	2	1	4	4	0	6	0	0	0	4
<b>NFL Totals</b>		<b>32</b>	<b>15</b>	<b>153</b>	<b>105</b>	<b>48</b>	<b>0.0</b>	<b>0.0</b>	<b>1</b>	<b>3</b>	<b>4</b>	<b>45</b>	<b>19</b>	<b>0</b>	<b>21</b>	<b>1</b>	<b>2</b>	<b>0</b>	<b>13</b>

### Single-Game Highs

Tackles - 12 vs. Indianapolis (12/9/10)

Fumble Recovery - 1 (Twice, last vs. Philadelphia 10/24/10)

Interceptions - 1 (Four times, last vs. Baltimore 9/18/11)

Passes Defensed - 3 (Twice, last at Jacksonville 10/18/10)

Special Teams Tackles - 3 at N.Y. Giants (9/26/10)

85



## NATE WASHINGTON

WIDE RECEIVER • 6'1" • 185 lbs • COLLEGE: TIFFIN  
 ACQUIRED: UFA - 2009 (PIT) • NFL EXP. (NFL/TITANS): 8/4  
 HOMETOWN: TOLEDO, OHIO  
 GAMES PLAYED/GAMES STARTED: 97/52 (PLAYOFFS: 7/0)



### SUPER BOWLS



2005



2008

**PRO:** Nate Washington was signed by the Titans in the 2009 offseason to bolster the wide receiving corps and provide a deep threat for the aerial attack. The 6-1, 185-pounder is coming off his best season in 2011 when he posted career-highs with 74 receptions for 1,023 yards and seven touchdowns. Washington has the ability to stretch the field with his speed and has proven to be a solid red-zone target after leading the Titans with 19 receiving touchdowns from 2009-2011. In his first three seasons with the Titans (2009-2011), he posted at least one catch in every game.

#### CAREER HIGHLIGHTS:

- Washington was a member of two Super Bowl championship teams during his four-year stay in Pittsburgh. The Steelers hoisted the Lombardi Trophy in 2005 and 2008.
- Entering the 2012 season, Washington has recorded at least one reception in 62 consecutive games.
- Washington posted career numbers in 2011 when he led the team and ranked ninth in the AFC with a career-best 74 receptions. He also eclipsed the 1,000-yard receiving mark for the first time (1,023 yards) and set a career-high with seven receiving touchdowns. Washington was also clutch when it mattered most ranking second in the NFL and first in the AFC with 29 receptions on third down.
- In 2010, Washington tied for second on the Titans with 42 receptions for a then career-best 687 receiving yards, while also tying a career-high with six touchdown grabs. He also posted the first two 100-yard receiving games of his career.
- In 2009, Washington led the Titans with a career-high six receiving touchdowns and finished second on the team with a career-best 47 receptions and 569 receiving yards.
- In 2006, Washington led the AFC with a 17.8-yard per reception average and caught 35 passes for 624 yards with four touchdowns for the Steelers.

#### TITANS TIDBITS:

- By signing with the Steelers as an undrafted free agent in 2005, Washington became the first Tiffin University player in the modern era to play in the NFL.
- Washington wasted no time meeting and greeting the Titans faithful as he took part in Titans Caravan XII in April 2009, visiting fans in Waynesboro, Hohenwald, Lawrenceburg, Pulaski and Franklin. Washington's Caravan schedule also took him to Alabama with a huge group stop with Kerry Collins in Florence.
- Following his first Super Bowl victory in 2005, Washington received the key to city from his hometown, Toledo, Ohio and his college town of Tiffin, Ohio.
- Washington was a lifeguard at a community pool for three summers when he was in high school.

#### CAREER TRANSACTIONS:

- The Toledo, Ohio, native was originally signed by the Pittsburgh Steelers as an undrafted free agent in 2005.
- Signed by the Titans as an unrestricted free agent on March 2, 2009.

#### SEASON RECAPS:

**2011 (16/15 – Tennessee):** Played in all 16 games with 15 starts. Led the team and ranked ninth in the AFC with a career-high 74 receptions. Led the team and finished ninth in the AFC with a career-best 1,023 receiving yards. Ranked second in the NFL and first in the AFC with 29 receptions on third down. Led the team with a career-high seven receiving touchdowns.

Reached the 1,000-yard receiving plateau for the first time in his career, becoming the first Titans player to reach the receiving mark since Drew Bennett and Derrick Mason each exceeded 1,000 yards in 2004. Has posted a reception in 62 consecutive games, including 48 straight with the Titans. Has posted four career 100-yard receiving performances, including two in 2011 (at ATL, vs. NO). Led or tied for the team lead in receptions seven times in 2011 (at JAX, vs. DEN, at CLE, at ATL, at BUF, vs. NO, at HST). Led the team in receiving yards five times in 2011 (vs. DEN, at PIT, at ATL, vs. NO, at HST). Hauled in a career-best nine catches at Atlanta (11/20/11). Recorded a career-best 130 receiving yards against New Orleans (12/11/11).

- Against Baltimore (9/18), started at wide receiver and tied a then career-best with seven receptions for 99 yards. Kickstarted a Titans' touchdown drive with a 42-yard bomb from Matt Hasselbeck on third-and-eight early in the third quarter. Extended a Titans' scoring drive with an eight-yard catch on third-and-six in the third quarter.
- Against Denver (9/25), started at wide receiver and led the team with a then career-best eight catches for 92 yards and a touchdown. Kept the Titans' initial scoring drive alive with a 16-yard reception on third-and-seven. On the next play, tied the score at 7-7 with a 14-yard touchdown grab with 11:37 left to play in the second quarter.
- Against Indianapolis (10/30), started at wide receiver and caught four passes for 34 yards and a touchdown. Took a lateral from Matt Hasselbeck and scored his first career rushing touchdown on a three-yard jaunt with 22 seconds remaining in the first half. Extended the Titans lead to 27-10 with a 14-yard touchdown catch in the fourth quarter.
- At Atlanta (11/20), played as a reserve at wide receiver and led the team with a career-best nine receptions, 115 receiving yards and two touchdowns. Cut the Falcons' lead to 23-10 with a 40-yard catch-and-run touchdown from Jake Locker on third-and-two late in the third quarter. Made it a one possession game with a four-yard touchdown pass from Locker late in the fourth stanza.
- Against New Orleans (12/11), despite not practicing all week, started at wide receiver and led the team with six receptions and a career-high 130 receiving yards with a touchdown. Cut the Saints lead to 22-17 with a 40-yard touchdown catch over the middle from Jake Locker with 5:58 remaining in the fourth quarter. Grabbed a 40-yard pass down to the Saints' five-yard with less than a minute remaining in the game.
- At Indianapolis (12/18), started at wide receiver and caught seven passes for 62 yards with a touchdown. Hauled in a seven-yard touchdown pass from Jake Locker with 3:43 left to play in the game.
- At Houston (1/1), started at wide receiver and tied for the team lead with four receptions for a team-best 92 receiving yards and a touchdown. Extended the Titans' first scoring drive with an eight-yard catch on third-and-three late in the first quarter. Got open down the right sideline and hauled in a 55-yard reception in the third quarter. Gave the Titans a 23-16 lead with a leaping 23-yard touchdown reception with 4:31 remaining in the game.

**2010 (16/15 – Tennessee):** Appeared in all 16 games with 15 starts at wide receiver. Tied for second on the team with 42 receptions and finished second on the squad with a career-high 687 receiving yards. Ranked 10th in the NFL with 16.4 avg. yards per reception. Led the team in receiving yards four times in 2010 (vs. OAK, vs. DEN, at SD, vs. WAS). Led or tied for the team lead in receptions three times in 2010 (at NYG, vs. DEN, vs. WAS). Registered a career-high 117 receiving yards at San Diego (10/31/10) and against Washington (11/21/10).

- Against Oakland (9/12), led the team with 88 receiving yards on three catches, including a touchdown. Gave the Titans an early 7-3 lead with a

56-yard touchdown catch with 4:39 remaining in the first quarter.

- Against Pittsburgh (9/19), caught four passes for 34 yards and a touchdown. Kickstarted the Titans' touchdown drive with a 20-yard reception in the fourth quarter. Got open in the right corner of the end zone for a two-yard touchdown pass with 58 seconds remaining in the fourth quarter.
- At Dallas (10/10), gave the Titans an early 7-0 lead with an acrobatic 24-yard touchdown reception over two defenders in the first quarter.
- At San Diego (10/31), notched his first career 100-yard receiving game with four catches for 117 receiving yards and a touchdown. In the fourth quarter, caught a 71-yard touchdown pass from Vince Young, setting a new career long.
- At Miami (11/14), caught three passes for 26 yards with a touchdown. Cut the Dolphins' lead to 20-17 with a 14-yard touchdown reception in the corner of the end zone with 1:13 remaining in the third stanza.
- Against Washington (11/21), led the team with five receptions for 117 receiving yards. Extended a Titans' scoring drive by converting a pair of third downs with a 14-yard grab and an eight-yard catch in the second quarter. Adjusted his route and hauled in a 37-yard reception in the third quarter. Set up a Rob Bironas field goal by hauling in a 52-yard pass from Rusty Smith in the fourth quarter.
- Against Houston (12/19), grabbed two receptions for 20 yards and a touchdown. Gave the Titans an early 7-0 lead with three-yard touchdown reception in the first quarter.

**2009 (16/15 - Tennessee):** In his first season with the Titans appeared in all 16 games with 15 starts and led the team with a career-high six receiving touchdowns. Finished second on the team with a career-best 47 receptions and 569 receiving yards. Set a career-high with seven receptions at Jacksonville (10/4/09). Led or tied for the team lead in receptions three times in 2009 (at NE, vs. SD, at SEA) and led the team in receiving yards twice (vs. SD, at SEA).

- Against Houston (9/20), collected four receptions for 36 yards and a touchdown. Collected his first touchdown reception with the Titans on an eight-yard pass from Kerry Collins in the corner of the end zone, giving the Titans a 21-7 lead with 12:00 remaining in the second quarter.
- At Jacksonville (10/4), tied for the team lead with a career-high seven receptions for 66 yards and a touchdown. Hauled in a 14-yard touchdown pass with 19 seconds remaining in the third quarter.
- Against Jacksonville (11/1), snared two receptions for 22 yards with a touchdown in the Titans' 30-13 victory. Gave the Titans a 10-0 lead with a six-yard touchdown reception in the corner of the end zone with 9:19 remaining in the second quarter.
- Against Buffalo (11/15), snared two receptions for 33 yards and a touchdown in the Titans' 41-17 win. Gave the Titans a 14-7 lead with a 14-yard touchdown catch with 46 seconds remaining in the first stanza.
- At Seattle (1/3), led the team with six receptions and 83 receiving yards in the Titans' season-ending 17-13 victory. Hauled in a 29-yard reception along the right sideline down to the Seattle two-yard line in the fourth quarter.

**2008 (16/1, 3/0 - Pittsburgh):** Appeared in all 16 games with one start and collected career-highs with 40 receptions and 631 receiving yards, while also scoring three touchdowns. Saw action as a reserve in all three postseason contests and notched seven catches for 62 yards.

- At Philadelphia (9/21), led the team with five receptions for 51 yards (10.2 avg.).
- At Jacksonville (10/5), established a career-high with six catches for 94 yards (15.7 avg.). Scored his first touchdown of the season on a 48-yard touchdown reception from Ben Roethlisberger in the second quarter.
- At Cincinnati (10/19), caught two passes for 57 yards (28.5 avg.) with a then-career-long 50-yard touchdown reception in the fourth quarter. Rushed one time for six yards, picking up a key first down on the Steelers opening scoring drive.
- Against N.Y. Giants (10/26), made his sixth career start at wide receiver and his only reception was a career-long 65-yard touchdown grab in the third quarter. Marked the third consecutive game he caught a touchdown, the longest such streak of his career.
- At Washington (11/3), caught two passes for 59 yards (29.5 avg.) with a long of 50 yards.
- Against Dallas (12/7), collected a team-high four catches for 58 yards (14.5 avg.). Caught three passes for 41 yards (13.7 avg.) on the game-tying touchdown drive in the fourth quarter.

- At Baltimore (12/14), caught five passes for 76 yards (15.2 avg.). Made three catches for 49 yards (16.3 avg.) on the game-winning touchdown drive in the fourth quarter.
- Against San Diego (1/11), grabbed three passes for 30 yards (10.0 avg.) with a long of 18 yards.
- Against Arizona (2/1), played in his seventh consecutive postseason game in the Super Bowl XLIII and caught one pass for 11 yards.

**2007 (16/4, 1/0 - Pittsburgh):** Played in all 16 games, starting four of them, and notched 29 receptions for 450 yards (15.5 avg.) and a career-high five touchdowns. Tied a then career-high with four receptions for 56 yards (14.0 avg.) in Week 10 against Cleveland. Set a career-high with two touchdown receptions in Week 9 win over Baltimore, then matched that in Week 16 win over St. Louis. Had one reception for eight yards in the playoff loss to Jacksonville.

- Against Baltimore (11/5), finished with three catches for 51 yards (17.0 avg.) with two touchdowns. Grabbed a 30-yard touchdown reception early in the second quarter to put Pittsburgh ahead 21-0. Caught a seven-yard touchdown late in the second quarter for his first multi-touchdown game of his career.
- At St. Louis (12/20), notched two catches for 50 yards (25.0 avg.), including a long of 33 yards. Both of his receptions went for touchdowns and it marked his second multi-touchdown game of the season and of his career.
- At Baltimore (12/30), made his sixth career start at wide receiver and led the team with five catches for 68 yards (13.6 avg.), including a 24-yard long.

**2006 (16/2 - Pittsburgh):** Played in all 16 games, making his first two career starts and finished with 35 catches for 624 yards (17.8 avg.) with four touchdowns. Also rushed three times for eight yards.

- Against Miami (9/7), registered his first career regular-season catch and touchdown when he pulled down a 27-yard pass from Charlie Batch to give the Steelers an early 7-0 lead. Finished the contest with two catches for 32 yards (16.0 avg.) and one rush for eight yards.
- Against Kansas City (10/15), caught three passes for 68 yards (22.7 avg.), including a 47-yard touchdown reception.
- At Atlanta (10/22), caught three passes for 76 yards and a game-high 25.3 average. Grabbed a 10-yard touchdown in the second quarter to give the Steelers a 24-21 lead. Collected a long catch of 49 yards.
- Against Tampa Bay (12/3), started his first career game in place of the injured Hines Ward and caught three passes for a then career-high 78 yards (26.0 avg.) and a game-long of 36.

**2005 (1/0, 3/0 - Pittsburgh):** Made the team as an undrafted free agent out of training camp. Was inactive for the season opener against Tennessee (9/11) and was then released by team on Sept. 13 and signed to Steelers' practice squad on Sept. 14. Signed to the active roster prior to the game against New England (9/25) and spent the remainder of the season on the 53-man roster. Appeared in one regular season contest against Jacksonville (10/16), was inactive for 13 games and did not play against New England (9/25). Made his first NFL catch, a 13-yard grab, for a crucial third-down conversion against Denver in the AFC Championship Game.

- Against Jacksonville (10/16), played in the first game of his career but did not catch a pass.
- At Indianapolis (1/15), played in first postseason game on special teams in the AFC Divisional playoff.
- At Denver (1/22), saw action at wide receiver and caught the first pass of his career for 13 yards and a crucial third-down conversion in the AFC Championship Game.
- Against Seattle (2/5), played on special teams and as a reserve wide receiver but did not catch a pass in Super Bowl XL.

#### COLLEGE:

- Holds eight individual Tiffin receiving records, including records for receptions in a game (13), yards in a game (299), receptions in a season (70), yards in a season (1,428), touchdowns in a season (16), receptions in a career (212), yards in a career (4,214), and touchdown receptions (47).
- As a senior, finished the season with 1,428 yards receiving on 69 receptions over 11 games. Averaged 129.8 yards receiving and 6.3 receptions per game.

- In 2004, was named a Don Hansen's Football Gazette Honorable Mention All-American, D2Football.com Second Team All-American, Dopke.com Second Team All-American, Independent Football Alliance Offensive Player of the Year and Independent Football Alliance First Team player.
- In his final collegiate season, recorded 299 yards receiving with three touchdowns in 50-39 loss to Gannon, 124 yards receiving with three touchdowns in 49-3 win over Butler, 115 yards receiving with three touchdowns in 59-21 win over Alma College, 197 yards receiving with two touchdowns in close loss to Nebraska Omaha and 176 yards receiving with three touchdowns in 56-14 win over Ohio Dominican.
- In 2003, was selected Dopke.com Division II Second Team All-American and Independent Football Alliance First Team player.
- As a sophomore, was named D2Football.com Honorable Mention All-Northeast Division player and Independent Football Alliance First Team honoree.
- Majored in Information Systems at Tiffin University.

"Autobiography of Malcolm X."

- Born Nate Washington on Aug. 28, 1983 in Toledo, Ohio.

**PERSONAL:**

- Has a daughter, Niyla Monae.
- Attended Scott High School in Toledo, Ohio and was first team All-City, first team All-District, and Honorable Mention All-State as a senior.
- List of favorites: (movie) "Harlem Nights"; (TV show) "Martin"; (actor/actress) Denzel Washington, Sanaa Lathan; (music artist) Jay-Z; (food) chicken; (vacation spot) Puerto Rico; (school subject) science; (car) Ferrari; (video game) Gears of War 2; (sports hero) Michael Jordan; and (book)

## NATE WASHINGTON'S GAME-BY-GAME

2005 Pittsburgh Steelers				RECEIVING				
Date	Opp.	W/L	P/S	No	Yds	Avg	Lg	TD
Sept 11	Ten	W	IA					
Sept 18	@ Hou	W		Practice Squad				
Sept 25	NE	L	DNP					
Oct 10	@ SD	W	IA					
Oct 16	Jax	L	p	0	0	0.0	0	0
<b>Totals</b>		<b>11-5</b>	<b>1/0</b>	<b>0</b>	<b>0</b>	<b>0.0</b>	<b>0</b>	<b>0</b>
Playoffs								
Jan 8	@ Cin	W	IA					
Jan 15	@ Ind	W	p	0	0	0.0	0	0
Jan 23	@ Den	W	p	1	13	13.0	13	0
Feb 5	vs. Sea	W	p	0	0	0.0	0	0
<b>Totals</b>		<b>4-0</b>	<b>3/0</b>	<b>1</b>	<b>13</b>	<b>13.0</b>	<b>13</b>	<b>0</b>

\* Was inactive for final 11 games from Oct. 23 - Jan. 1

2006 Pittsburgh Steelers				RECEIVING				
Date	Opp.	W/L	P/S	No	Yds	Avg	Lg	TD
Sept 7	Mia	W	p	2	32	16.0	27t	1
Sept 18	@ Jax	L	p	3	32	10.7	16	0
Sept 24	Cin	L	p	1	8	8.0	8	0
Oct 8	@ SD	L	p	3	45	15.0	22	0
Oct 15	KC	W	p	3	68	22.7	47t	1
Oct 22	@ Atl	L	p	3	76	25.3	49	1
Oct 29	@ Oak	L	p	1	49	49.0	49	0
Nov 5	Den	L	p	3	24	8.0	17	0
Nov 12	NO	W	p	2	28	14.0	22	0
Nov 19	@ Cle	W	p	2	24	12.0	13	0
Nov 26	@ Bal	L	p	4	49	12.3	27	0
Dec 3	TB	W	p	3	78	26.0	36	0
Dec 7	Cle	W	S	2	67	33.5	49t	1
Dec 17	@ Car	W	p	1	14	14.0	14	0
Dec 24	Bal	L	p	1	9	9.0	9	0
Dec 31	@ Cin	W	p	1	21	21.0	21	0
<b>Totals</b>		<b>8-8</b>	<b>16/1</b>	<b>35</b>	<b>624</b>	<b>17.8</b>	<b>49t</b>	<b>4</b>

2007 Pittsburgh Steelers				RECEIVING				
Date	Opp.	W/L	P/S	No	Yds	Avg	Lg	TD
Sept 9	@ Cle	W	p	0	0	0.0	0	0
Sept 16	Buf	W	p	3	60	20.0	30	0
Sept 23	SF	W	p	0	0	0.0	0	0
Sept 30	@ Arz	L	p	2	18	9.0	9	0

Oct 7	Sea	W	S	3	26	8.7	14	0
Oct 21	@ Den	L	p	1	40	40.0	40	0
Oct 28	@ Cin	W	p	0	0	0.0	0	0
Nov 5	Bal	W	p	3	51	17.0	30	2
Nov 11	Cle	W	p	4	56	14.0	17	0
Nov 18	@ NYJ	L	p	0	0	0.0	0	0
Nov 26	Mia	W	S	1	6	6.0	6	0
Dec 2	Cin	W	S	2	16	8.0	11	0
Dec 9	@ NE	L	p	2	29	14.5	21	0
Dec 16	Jax	L	p	1	30	30.0	30	0
Dec 20	@ Stl	W	p	2	50	25.0	33	2
Dec 30	@ Bal	L	S	5	68	13.6	24	0
<b>Totals</b>		<b>10-6</b>	<b>16/4</b>	<b>29</b>	<b>450</b>	<b>15.5</b>	<b>40</b>	<b>5</b>
Playoffs								
Jan 5	Jax	L	p	1	8	8.0	8	0
<b>Totals</b>		<b>0-1</b>	<b>1/0</b>	<b>1</b>	<b>8</b>	<b>8.0</b>	<b>8</b>	<b>0</b>

2008 Pittsburgh Steelers				RECEIVING				
Date	Opp.	W/L	P/S	No	Yds	Avg	Lg	TD
Sept 7	Hou	W	p	0	0	0.0	0	0
Sept 14	@ Cle	W	p	0	0	0.0	0	0
Sept 21	@ Phi	L	p	5	51	10.2	16	0
Sept 29	Bal	W	p	2	23	11.5	12	0
Oct 5	@ Jax	W	p	6	94	15.7	48	1
Oct 19	@ Cin	W	p	2	57	28.5	50t	1
Oct 26	NYG	L	S	1	65	65.0	65t	1
Nov 3	@ Wash	W	p	2	59	29.5	50	0
Nov 9	Ind	L	p	3	30	10.0	16	0
Nov 16	SD	W	p	2	14	7.0	7	0
Nov 20	Cin	W	p	1	12	12.0	12	0
Nov 30	@ NE	W	p	3	41	13.7	16	0
Dec 7	Dal	W	p	4	58	14.5	21	0
Dec 14	@ Bal	W	p	5	76	15.2	24	0
Dec 21	@ Ten	L	p	3	38	12.7	20	0
Dec 28	Cle	W	p	1	13	13.0	13	0
<b>Totals</b>		<b>12-4</b>	<b>16/1</b>	<b>40</b>	<b>631</b>	<b>15.8</b>	<b>65t</b>	<b>3</b>
Playoffs								
Jan 11	SD	W	p	3	30	10.0	18	0
Jan 18	Bal	W	p	3	21	7.0	8	0
Feb 1	vs. Ari	W	p	1	11	11.0	11	0
<b>Totals</b>		<b>3-0</b>	<b>3/0</b>	<b>7</b>	<b>62</b>	<b>8.9</b>	<b>18</b>	<b>0</b>

## NATE WASHINGTON'S GAME-BY-GAME

### 2009 Tennessee Titans

Date	Opp.	W/L	P/S	RECEIVING					TD
				No	Yds	Avg	Lg	TD	
Sept 10	@ Pit	L	p	1	8	8.0	8	0	
Sept 20	Hou	L	S	4	36	9.0	12	1	
Sept 27	@ NYJ	L	S	2	25	12.5	16	1	
Oct 4	@ Jax	L	S	7	66	9.4	15	1	
Oct 11	Ind	L	S	3	37	12.3	23	0	
Oct 18	@ NE	L	S	1	-22	-22.0	-22	0	
Nov 1	Jax	W	S	2	22	11.0	16	1	
Nov 8	@ SF	W	S	3	30	10.0	18	0	
Nov 15	Buf	W	S	2	33	16.5	19	1	
Nov 23	@ Hou	W	S	1	14	14.0	14	0	
Nov 29	Ari	W	S	3	68	22.7	35	0	
Dec 6	@ Ind	L	S	4	44	11.0	17	0	
Dec 13	StL	W	S	3	54	18.0	32	0	
Dec 20	Mia	W	S	1	32	32.0	32t	1	
Dec 25	SD	L	S	4	39	9.8	12	0	
Jan 3	@ Sea	W	S	6	83	13.8	29	0	
<b>Totals</b>		<b>8-8</b>	<b>16/15</b>	<b>47</b>	<b>569</b>	<b>12.1</b>	<b>35</b>	<b>6</b>	

### 2010 Tennessee Titans

Date	Opp.	W/L	P/S	RECEIVING					TD
				No	Yds	Avg	Lg	TD	
Sept 12	Oak	W	S	3	88	29.3	56t	1	
Sept 19	Pit	L	S	4	34	8.5	20	1	
Sept 26	@ NYG	W	S	3	30	10.0	17	0	
Oct 3	Den	L	S	4	42	10.5	19	0	
Oct 10	@ Dal	W	S	1	24	24.0	24t	1	
Oct 18	@ Jax	W	S	1	9	9.0	9	0	
Oct 24	Phi	W	S	1	7	7.0	7	0	
Oct 31	@ SD	L	S	4	117	29.3	71t	1	
Nov 14	@ Mia	L	S	3	26	8.7	14t	1	
Nov 21	Was	L	S	5	117	23.4	52	0	

Nov 28	@ Hou	L	S	1	10	10.0	10	0
Dec 5	Jax	L	S	3	40	13.3	21	0
Dec 9	Ind	L	p	3	48	16.0	21	0
Dec 19	Hou	W	S	2	20	10.0	17	1
Dec 26	@ KC	L	S	3	37	12.3	13	0
Jan 2	@ Ind	L	S	1	38	38.0	38	0
<b>Totals</b>		<b>6-10</b>	<b>16/15</b>	<b>42</b>	<b>687</b>	<b>16.4</b>	<b>71t</b>	<b>6</b>

### 2011 Tennessee Titans

Date	Opp.	W/L	P/S	RECEIVING					TD
				No	Yds	Avg	Lg	TD	
Sept 11	@ Jax	L	S	6	67	11.2	30	0	
Sept 18	Balt	W	S	7	99	14.1	42	0	
Sept 25	Den	W	S	8	92	11.5	22	1	
Oct 2	@ Cle	W	S	2	62	31.0	57	0	
Oct 9	@ Pit	L	S	5	69	13.8	25	0	
Oct 23	Hou	L	S	1	10	10.0	10	0	
Oct 30	Ind	W	S	4	34	8.5	14t	1	
Nov 6	Cin	L	S	3	28	9.3	13	0	
Nov 13	@ Car	W	S	3	40	13.3	15	0	
Nov 20	@ Atl	L	p	9	115	12.8	40t	2	
Nov 27	TB	W	S	1	12	12.0	12	0	
Dec 4	@ Buf	W	S	4	40	10.0	12	0	
Dec 11	NO	L	S	6	130	21.7	40t	1	
Dec 18	@ Ind	L	S	7	62	8.9	15	1	
Dec 24	Jax	W	S	4	71	17.8	26	0	
Jan 1	@ Hou	W	S	4	92	23.0	55	1	
<b>Totals</b>		<b>9-7</b>	<b>16/15</b>	<b>74</b>	<b>1023</b>	<b>13.8</b>	<b>57</b>	<b>7</b>	

## NATE WASHINGTON'S NFL STATISTICS

### REGULAR SEASON

Year	Team	GP	GS	RECEIVING					RUSHING				
				No	Yds	Avg	Lg	TD	Att	Yds	Avg	Lg	TD
2005	Pittsburgh	1	0	0	0	-	-	0	0	0	-	-	0
2006	Pittsburgh	16	2	35	624	17.8	49t	4	3	8	2.7	8	0
2007	Pittsburgh	16	4	29	450	15.5	40	5	1	0	0.0	0	0
2008	Pittsburgh	16	1	40	631	15.8	65t	3	5	18	3.6	8	0
2009	Tennessee	16	15	47	569	12.1	35	6	2	15	7.5	14	0
2010	Tennessee	16	15	42	687	16.4	71t	6	1	-8	-8	-8	0
2011	Tennessee	16	15	74	1,023	13.8	57	7	2	5	2.5	3t	1
<b>NFL Totals</b>		<b>97</b>	<b>52</b>	<b>267</b>	<b>3,984</b>	<b>14.9</b>	<b>71t</b>	<b>31</b>	<b>14</b>	<b>38</b>	<b>2.7</b>	<b>14</b>	<b>1</b>

### PLAYOFFS

Year	Team	GP	GS	RECEIVING					RUSHING				
				No	Yds	Avg	Lg	TD	Att	Yds	Avg	Lg	TD
2005	Pittsburgh	3	0	1	13	13.0	13	0	0	0	-	-	0
2007	Pittsburgh	1	0	1	8	8.0	8	0	0	0	-	-	0
2008	Pittsburgh	3	0	7	62	8.9	18	0	1	1	1.0	1	0
<b>Playoff Totals</b>		<b>7</b>	<b>0</b>	<b>9</b>	<b>83</b>	<b>9.2</b>	<b>18</b>	<b>0</b>	<b>1</b>	<b>1</b>	<b>1.0</b>	<b>1</b>	<b>0</b>

### Single-Game Highs

Receptions - 9 at Atlanta (11/20/11)  
 Receiving Yards - 130 vs. New Orleans (12/11/11)  
 Long Reception - 71t at San Diego (10/31/10)  
 Touchdown Receptions - 2 (Three times, last at Atlanta 11/20/11)  
 Rushing Attempts - 1 (14 times, last at Carolina 11/13/11)  
 Rushing Yards - 8 (Twice, last vs. Baltimore 9/29/08)  
 Long Rush - 14 vs. Houston (9/20/09)  
 Rushing Touchdown - 1 vs. Indianapolis (10/30/11)

### Playoff Single-Game Highs

Receptions - 3 (Twice, last vs. Baltimore 1/18/09)  
 Receiving Yards - 30 vs. San Diego (1/11/09)  
 Long Reception - 18 vs. San Diego (1/11/09)  
 Rushing Attempts - 1 vs. Baltimore (1/18/09)  
 Rushing Yards - 1 vs. Baltimore (1/18/09)

### Additional Statistics

Tackles - 3 (2007), 2 (2009), 3 (2010)  
 Forced Fumbles - 1 (2007)

22



## TERRENCE WHEATLEY

CORNERBACK • 5'9" • 185 lbs • COLLEGE: COLORADO  
 ACQUIRED: FREE AGENT - 2012 • NFL EXP. (NFL/TITANS): 3/1  
 HOMETOWN: WALNUT CREEK, CALIF.  
 GAMES PLAYED/GAMES STARTED: 12/1 (PLAYOFFS: 0/0)



**PRO:** The Titans re-signed cornerback Terrence Wheatley early in the 2012 offseason after Wheatley finished the 2011 campaign on the practice squad. The 5-foot-9-inch speedster adds depth to a young and talented defensive backfield. He will compete for time in the secondary in addition to contributing on special teams in 2012. Before joining the Titans, Wheatley gained experience with the New England Patriots, Jacksonville Jaguars and Buffalo Bills.

### CAREER HIGHLIGHTS:

- Prior to 2012, Wheatley spent a combined four seasons with the New England Patriots, Jacksonville Jaguars, Buffalo Bills and Titans. In those seasons, he totaled one start, four tackles, two passes defended and three stops on special teams in 12 games. He finished the 2011 season with Tennessee on the practice squad.
- As a rookie with the Patriots in 2008, the former second-round pick played in six of the first eight games of the season before suffering a season-ending wrist injury.

### CAREER TRANSACTIONS:

- The Plano, Texas, native was selected by the New England Patriots in the second round (62nd overall) of the 2008 NFL Draft.
- Waived by the Patriots on Nov. 6, 2010.
- Signed by Jacksonville Jaguars as a free agent on Nov. 9, 2010.
- Waived by the Jaguars on Sept. 3, 2011.
- Signed to the Buffalo Bills practice squad on Sept. 13 and released Nov. 7.
- Signed to the Tennessee Titans practice squad on Dec. 14.
- Re-signed by the Titans as a free agent on Jan. 2, 2012.

### SEASON RECAPS:

**2011 (0/0 - Buffalo/Tennessee):** After being waived by the Jaguars on Sept. 3, spent Sept. 13 to Nov. 7 on the practice squad of the Buffalo Bills. Signed on Dec. 14 to the Tennessee practice squad, where he spent the remainder of the season.

**2010 (0/0 - New England, 1/0 - Jacksonville):** Began the season in New England, where he was inactive for six games and did not play in one additional contest. After being waived on Nov. 6, he was signed by the Jaguars on Nov. 9. He appeared in one game for the Jaguars (Nov. 21 vs. Cleveland) and was inactive four times (Nov. 14 vs. Houston, Nov. 28 at N.Y. Giants, Dec. 5 at Tennessee and Dec. 12 vs. Oakland) before finishing the season on injured reserve.

- Against Cleveland (11/21), saw first career action for the Jaguars on special teams.
- On Dec. 17, placed on injured reserve with a hamstring injury.

**2009 (5/0, 0/0 - New England):** Appeared in five games and finished with two tackles on defense and three stops on special teams. Was inactive for 11 regular season games and a postseason game (Jan. 10 vs. Baltimore).

- Against Atlanta (9/27), saw first action of the season as a reserve cornerback and on special teams. Tallied two solo tackles and one special teams stop.

**2008 (6/1, 0/0 - New England):** Played in six of the first eight games with one start. Totaled two tackles and two passes defended.

- Against Kansas City (9/7), made his NFL debut.
- At Indianapolis (11/2), registered his first career start and tallied two passes defended before suffering a season-ending wrist injury.
- Placed on injured reserve on Nov. 17.

### COLLEGE:

- As a four-year starter at Colorado, ranked second in school history with 1,350 kickoff return yards. Also had 14 career interceptions. Earned first-team All-Big 12 honors by the *Associated Press* and the league's coaches in each of his final two seasons.
- As a senior (2007), had 42 tackles and five interceptions in the first 10 games. Started the first 10 games at left cornerback until being sidelined for the last two with a foot injury (came back to start in the Independence Bowl). Earned third-team All-America honors from Rivals.com and first-team All-Big 12 honors by the *Associated Press* and the league coaches. The coaches selected him as an honorable mention pick at kick returner. He totaled 42 tackles and five interceptions.
- Tied a school record when he became the first Buffalo since 1982 to intercept three passes in a game at Texas Tech off Graham Harrell.
- As a redshirt junior (2006), earned first-team All-Big 12 honors from the league coaches, while the *Associated Press* placed him on its second-team. Was one of four players on the team to start all 12 games, He tied for fifth on the team in tackles with 57 and led the team in interceptions (5) and passes broken up (11).
- In 2005, was granted a medical hardship for the season (wrist injury).
- As a sophomore (2004), played in all 13 games and notched 33 tackles, three passes defended and four interceptions, which ranked second on the team. He became the 12th player in Colorado history to return his first career interception for a touchdown.
- As a freshman (2003), played in 12 games with two starts and contributed 24 tackles and five passes defended.
- Graduated in December 2007 with a major in economics and a minor in business.

### PERSONAL:

- Single and splits time between Nashville and Murphy, Texas.
- Played running back and cornerback at Plano (Texas) East High School. Totaled 82 tackles and five interceptions as a senior and had 70 tackles and six interceptions as a junior.
- Set school track and field records in the triple jump, long jump and 100 meters. Was the Texas Relay champion in the triple jump (48-5) as a junior and won the district championships in the 100, long jump and triple jump.
- His father, Randolph, ran track at Arizona State.
- Played both the saxophone and trumpet as a youth.
- Hosted the inaugural Charity Plano Youth Sports Festival in 2011 to benefit the Autism Society of America.
- Follow him on Twitter at @twheatley20.
- List of favorites: (movies) "Thirteen Days," "Apollo 13" and "Enter the Dragon"; (TV shows) "House Hunters" and "Mythbusters"; (cars) Audi R8, BMW M6 and BMW X5; (video games) Street Fighter and Tiger Woods PGA Tour; and (food) French, Chinese and Caribbean.
- Born Terrence Wheatley on May 5, 1985 in Walnut, Calif.



## TERRENCE WHEATLEY'S NFL STATISTICS

REGULAR SEASON		TACKLES									INTERCEPTIONS					FUMBLES				
Year	Team	GP	GS	Tot	Solo	Asst	Sk	Yds	QBP	TFL	No	Yds	Lg	TD	PD	FF	FR	Yds	SpT	
2008	New England	6	1	2	2	0	0.0	0	0	0	0	0	-	0	2	0	0	0	0	
2009	New England	5	0	2	2	0	0.0	0	0	0	0	0	-	0	0	0	0	0	3	
2010	Jacksonville	1	0	0	0	0	0.0	0	0	0	0	0	-	0	0	0	0	0	0	
2011	Buf/Ten	0	0	Practice Squad																
<b>NFL Totals</b>		<b>12</b>	<b>1</b>	<b>4</b>	<b>4</b>	<b>0</b>	<b>0.0</b>	<b>0</b>	<b>0</b>	<b>0</b>	<b>0</b>	<b>0</b>	<b>-</b>	<b>0</b>	<b>2</b>	<b>0</b>	<b>0</b>	<b>0</b>	<b>3</b>	

### Single-Game Highs

Tackles - 2 vs. Atlanta (9/27/09)

17



## DAMIAN WILLIAMS

WIDE RECEIVER • 6'3" • 199 lbs • COLLEGE: SOUTHERN CAL  
 ACQUIRED: 3RD ROUND - 2010 • NFL EXP. (NFL/TITANS): 3/3  
 HOMETOWN: SPRINGDALE, ARK.  
 GAMES PLAYED/GAMES STARTED: 31/14 (PLAYOFFS: 0/0)



**PRO:** Entering his third NFL season, Damian Williams is primed to make a considerable impact on the Titans offense. The team used their first of two third-round selections in the 2010 NFL Draft on the versatile Southern California wide receiver and punt returner. Then, as a rookie, he gained valuable experience in 16 games and notched 16 receptions. In 2011, he finished second on the team in touchdown receptions (five), third in receiving yards (592) and fifth in receptions (45). His crisp route-running ability and soft hands make him a reliable target in the passing game. Williams declared for the NFL Draft early after spending his freshman campaign with the Arkansas Razorbacks and the next two seasons with USC.

### CAREER HIGHLIGHTS:

- In 2011, Williams ranked second on the squad with five touchdown receptions. He totaled 45 catches for 592 yards.
- At Carolina on Nov. 13, 2011, Williams notched his first career 100-yard game, totaling 107 yards and a touchdown on five receptions.
- During his rookie season in 2010, Williams played in every game and recorded 219 yards on 16 receptions.
- At Dallas on Oct. 10, 2010, he notched his first career reception on a 23-yard pass from Vince Young.
- At USC in 2009, he recorded 70 receptions for 1,010 yards (14.4 avg.) and six touchdowns for a conference-leading average of 84.2 receiving yards per game.

### TITANS TIDBITS:

- Williams founded a campus Bible study group known as Generate USC along with longtime teammate Mitch Mustain at Southern Cal. The group evolved to 85 people per week and Williams then passed the leadership torch to current USC quarterback Matt Barkley.

### CAREER TRANSACTIONS:

- The Springdale, Ark., native was selected by the Titans with their first of two picks in the third round (77th overall) of the 2010 NFL Draft.

### SEASON RECAPS:

**2011 (15/13):** Played in 15 games with 13 starts and finished second on the squad with five receiving touchdowns. Ranked fifth on the team with 45 receptions and his 592 receiving yards made up the third-best total on the squad. Led or tied for the team lead in receptions four times in 2011 (at PIT, at CAR, at BUF, vs. JAX). Led the team in receiving yards three times in 2011 (vs. IND, at CAR, at BUF). Snared his first career NFL touchdown reception on a four-yard pass from Matt Hasselbeck at Cleveland (10/2/11). Posted his first career 100-yard receiving game with a career-best 107 receiving yards at Carolina (11/13/11). Notched a career-high eight receptions against Jacksonville (12/24/11). Posted a career-long 54-yard reception against New Orleans (12/11/11).

- Against Baltimore (9/18), was inactive.
- At Cleveland (10/2), started at wide receiver and collected his first career NFL touchdown reception. Hauled in a four-yard touchdown pass to give the Titans a 21-6 lead with 33 seconds left to play in the first half.
- At Pittsburgh (10/9), started at wide receiver and tied for the team lead with six receptions for 66 yards with a touchdown. Got open in the left corner of the end zone and hauled in a 19-yard touchdown pass on third-and-19 in the fourth quarter.
- Against Indianapolis (10/30), started at wide receiver and led the team with 60 receiving yards on four catches. Kept the Titans' first scoring drive alive with a 27-yard grab down the left sideline on third-and-three in the first quarter. Extended the Titans' final touchdown drive with a five-yard catch

on third-and-five in the fourth quarter.

- Against Cincinnati (11/6), started at wide receiver and grabbed four passes for 34 yards with a touchdown. Gave the Titans a 10-7 lead with an eight-yard touchdown reception in the back of the end zone in the second quarter.
- At Carolina (11/13), started at wide receiver and led the team with five receptions for a career-best 107 yards with a touchdown. Gave the Titans a 14-0 lead by hauling in a short pass from Matt Hasselbeck and eluding defenders on his way to a 43-yard touchdown with 5:45 left to play in the first quarter. Kickstarted the Titans' scoring drive in the third quarter with an acrobatic 40-yard reception down the left sideline. Extended the Titans' final touchdown drive with a six-yard catch on third-and-three in the final quarter.
- Against Tampa Bay (11/27), started at wide receiver and grabbed three receptions for 33 yards, including the game-winning touchdown catch. Extended a Titans' scoring drive with a 20-yard bubble screen on third-and-17 in the second quarter. Got open in the back of the endzone and hauled in the game-winning two-yard touchdown pass with 3:01 remaining in the fourth quarter.
- At Buffalo (12/4), started at wide receiver tied for the team lead with four receptions for a team-best 62 receiving yards. Extended the Titans' scoring drive in the fourth quarter by hauling in an 18-yard catch on third-and-10.
- Against New Orleans (12/11), started at wide receiver and hauled in two receptions for 62 yards. Helped set up the Titans' first touchdown by hauling in a career-long 54-yard catch-and-run reception down to the Saints' six-yard line in the third quarter.
- Against Jacksonville (12/24), started at wide receiver and collected a career-high eight receptions for 83 yards. Made an acrobatic 48-yard reception down the seam in the fourth quarter.
- At Houston (1/1), started at wide receiver and hauled in two receptions for 21 yards before leaving the game in the first quarter with an injury.

**2010 (16/1):** Appeared in all 16 games with one start at wide receiver and collected 16 receptions for 219 yards. Tied for the team lead in receptions once in 2010 (at JAX).

- At Dallas (10/10), hauled in two receptions for 30 yards. Collected his first career catch with a 23-yard reception in the first quarter.
- At Jacksonville (10/18), tied for the team lead with four receptions for 48 yards. Hauled in a 20-yard pass on third-and-12 in the first quarter.
- Against Philadelphia (10/24), made his first career NFL start at wide receiver and registered three catches for 25 yards. Hauled in a 16-yard reception on third-and-three in the second quarter.
- At San Diego (10/31), collected two receptions for 43 receiving yards, including a 26-yard reception from Vince Young in the second quarter and a 17-yard reception on third-and-six late in the fourth quarter.
- Against Houston (12/19), extended the Titans' first scoring drive with a season-long 39-yard reception down the left sideline on fourth-and-eight in the first quarter.

### COLLEGE:

- In three collegiate seasons, Williams started 25 of 38 games and caught 147 passes for 2,114 yards (14.4 avg.) with 17 touchdowns. He began his career at Arkansas where he was named to the Freshman All-Southeastern Conference first team. Williams then transferred to Southern Cal following his freshman campaign and appeared in 26 games with 20 starts over two seasons, amassing 128 receptions for 1,879 yards (14.7 avg.) with 15 touchdowns for the Trojans. Williams was also a prolific punt returner bringing back 25 punts for 339 yards and two touchdowns.
- As a junior (2009), selected third-team All-American as an all-purpose

athlete by The NFL Draft Report, while earning All-Pac 10 Conference first team honors as a receiver and punt returner. Also was a recipient of the College Football Performance National Punt Returner of the Year Award, and was voted USC's MVP by his teammates. Williams, a team captain, enjoyed his most successful campaign as a junior, recording 70 receptions for 1,010 yards (14.4 avg.) and six touchdowns, while leading the conference with an average of 84.2 receiving yards per game. He returned 24 punts for 340 yards and two touchdowns and his punt return average of 14.2 yards led the conference and ranked third nationally.

- In 2008, as a sophomore saw action in 13 games with nine starts and led the Trojans with 58 receptions for 869 yards (15.0 avg.) and nine touchdowns. Earned College Football News Sophomore All-American honorable mention, USC's John McKay Award, as well as All-Pac 10 Conference honorable mention.
- In 2007 season, transferred to Southern California in the spring of 2007 from Arkansas, but was forced to sit out the 2007 season under NCAA transfer rules.
- As a freshman (2006), was named to The Sporting News Freshman All-American third-team and Freshman All-Southeastern Conference first-team. Started five of the 13 games he appeared in at Arkansas, catching 19 passes for 235 yards (12.4 avg.) with two touchdowns.
- Majored in Sociology at Southern Cal.

#### PERSONAL:

- Splits time between Nashville and Springdale, Ark.
- Attended Springdale High School (Springdale, Ark.), playing football for head coach Gus Malzahn. Helped Springdale to a 14-0 record in 2005

on the way to an Arkansas state championship title and a No. 2 national ranking.

- As a senior in 2005, caught 63 passes for 1,495 yards (23.7 avg.) with 24 touchdowns, ran for 463 yards on 31 carries (14.9 avg.) with 12 scores. Also had eight kickoff returns for 254 yards (31.8 avg.), including a pair of touchdowns. Defensively, made 25 tackles and three interceptions, returning one for a score.
- As a junior in 2004, he earned All-State honors as he caught 31 passes for 545 yards (17.6 avg.) with four touchdowns, rushed for 137 yards on 19 carries (7.2 avg.) with two scores, returned two kickoffs for 116 yards (58.0 avg.) and averaged 13.1 yards on as a punt returner.
- Also starred in baseball, where he helped his team to the Class 5-A-West title as a sophomore.
- Follow Williams on Twitter at @dwillone7.
- List of favorites: (movie) "Life"; (TV show) "CSI"; (actor) Will Smith; (music artist) Jay-Z.; (school subject) Math; (video game) NBA2K; (food) sushi; (sports hero) Charles Woodson; and (sports team as a child) Denver Nuggets, Dallas Cowboys, Atlanta Braves.
- Born Damian Lamar Williams on May 26, 1988 in Dallas, Texas.

## DAMIAN WILLIAMS' GAME-BY-GAME

2010 Tennessee Titans				RECEIVING				
Date	Opp.	W/L	P/S	No	Yds	Avg	Lg	TD
Sept 12	Oak	W	p	0	0	-	0	0
Sept 19	Pit	L	p	0	0	-	0	0
Sept 26	@ NYG	W	p	0	0	-	0	0
Oct 3	Den	L	p	0	0	-	0	0
Oct 10	@ Dal	W	p	2	30	15.0	23	0
Oct 18	@ Jax	W	p	4	48	12.0	20	0
Oct 24	Phi	W	S	3	25	8.3	16	0
Oct 31	@ SD	L	p	2	43	21.5	26	0
Nov 14	@ Mia	L	p	0	0	-	0	0
Nov 21	Was	L	p	0	0	-	0	0
Nov 28	@ Hou	L	p	0	0	-	0	0
Dec 5	Jax	L	p	0	0	-	0	0
Dec 9	Ind	L	p	0	0	-	0	0
Dec 19	Hou	W	p	1	39	39.0	39	0
Dec 26	@ KC	L	p	1	10	10.0	10	0
Jan 2	@ Ind	L	p	3	24	8.0	12	0
<b>Totals</b>		<b>6-10</b>	<b>16/1</b>	<b>16</b>	<b>219</b>	<b>13.7</b>	<b>39</b>	<b>0</b>

2011 Tennessee Titans				RECEIVING				
Date	Opp.	W/L	P/S	No	Yds	Avg	Lg	TD
Sept 11	@ Jax	L	p	1	5	5.0	5	0
Sept 18	Balt	W	IA					
Sept 25	Den	W	p	1	19	19.0	19	0
Oct 2	@ Cle	W	S	1	4	4.0	4t	1
Oct 9	@ Pit	L	S	6	66	11.0	19t	1
Oct 23	Hou	L	S	1	5	5.0	5	0
Oct 30	Ind	W	S	4	60	15.0	27	0
Nov 6	Cin	L	S	4	34	8.5	10	1
Nov 13	@ Car	W	S	5	107	21.4	43t	1
Nov 20	@ Atl	L	S	1	16	16.0	16	0
Nov 27	TB	W	S	3	33	11.0	20	1
Dec 4	@ Buf	W	S	4	62	15.5	18	0
Dec 11	NO	L	S	2	62	31.0	54	0
Dec 18	@ Ind	L	S	2	15	7.5	9	0
Dec 24	Jax	W	S	8	83	10.4	48	0
Jan 1	@ Hou	W	S	2	21	10.5	11	0
<b>Totals</b>		<b>9-7</b>	<b>15/13</b>	<b>45</b>	<b>592</b>	<b>13.2</b>	<b>54</b>	<b>5</b>

## DAMIAN WILLIAMS' NFL STATISTICS

Year	Team	GP	GS	RECEIVING					RUSHING				
				No	Yds	Avg	Lg	TD	Att	Yds	Avg	Lg	TD
2010	Tennessee	16	1	16	219	13.7	39	0	1	5	5.0	5	0
2011	Tennessee	15	13	45	592	13.2	54	5	0	0	0.0	0	0
<b>NFL Totals</b>		<b>31</b>	<b>14</b>	<b>61</b>	<b>811</b>	<b>13.3</b>	<b>54</b>	<b>5</b>	<b>1</b>	<b>5</b>	<b>5.0</b>	<b>5</b>	<b>0</b>

#### Single-Game Highs

- Receptions - 8 vs. Jacksonville (12/24/11)
- Receiving yards - 107 at Carolina (11/13/11)
- Long Reception - 54 vs. New Orleans (12/11/11)
- Touchdowns - 1 (Five times, last vs. Tampa Bay 11/27/11)

- Rushing Attempts - 1 at Indianapolis (1/2/11)
- Rushing Yards - 5 at Indianapolis (1/2/11)
- Long Rush - 5 at Indianapolis (1/2/11)

#### Additional Statistics

- Special Teams Tackles - 4 (2010)

95



## KAMERION WIMBLEY

DEFENSIVE END • 6'4" • 255 lbs • COLLEGE: FLORIDA STATE  
 ACQUIRED: FREE AGENT - 2012 • NFL EXP. (NFL/TITANS): 7/1  
 HOMETOWN: WICHITA, KAN.  
 GAMES PLAYED/GAMES STARTED: 95/94 (PLAYOFFS: 0/0)



**PRO:** Seven-year pro Kamerion Wimbley is an excellent pass rusher that has played both defensive end and outside linebacker during his career. The six-foot-four-inch, 255-pounder was signed as a free agent on March 20, 2012 to be a dynamic threat from the defensive end spot in the Titans' 4-3 scheme. Wimbley has been durable having missed just one game in his six NFL seasons. The former 2006 first-round pick has posted 42.5 career sacks, including 16 sacks over the last two seasons.

### CAREER HIGHLIGHTS:

- Notched a career-best four sacks of Philip Rivers at San Diego (11/10/11).
- In his first season with the Raiders in 2010, led the team with nine sacks and was named AFC Defensive Player of the Week after a three-sack performance in the regular season finale.
- In 2006, played in all 16 games and set a Browns rookie franchise record with a career-best 11 sacks. Wimbley recorded a sack in nine different games and ranked sixth in the AFC and 11th in the NFL in sacks.

### TITANS TIDBITS:

- In March 2012, Wimbley competed in the American Ninja Warrior competition at Florida International University in Miami. His preliminary and regional final runs through the challenging obstacle course were shown on NBC and the G4 network.
- Wimbley counts Animal Planet as his favorite television network to watch. He is an animal lover and enjoys attending different dog shows in his free time.

### CAREER TRANSACTIONS:

- The Wichita, Kan., native was originally selected by the Cleveland Browns in the first round (13th overall) of the 2006 NFL Draft.
- Traded by the Browns to the Oakland Raiders on March 14, 2010 for the Browns' 2010 third-round pick.
- Designated by the Raiders as the team's exclusive franchise player on Feb. 24, 2011 before reaching a long-term deal on Aug. 1, 2011.
- Released by the Raiders on March 16, 2012.
- Signed by the Titans as a free agent on March 20, 2012.

### SEASON RECAPS:

**2011 (16/16 - Oakland):** Started all 16 games for the second straight season and posted 62 tackles, seven sacks for losses totaling 56 yards, three passes defended and one interception.

- Against N.Y. Jets (9/25), posted three solo tackles and one pass defended. Notched a sack for loss of nine yards.
- Against Denver (11/6), collected six solo tackles and recorded a sack for loss of 11 yards.
- At San Diego (11/10), established a career high with four sacks for losses totaling 27 yards. Posted a season-high seven solo tackles and was credited with a pass defended.
- Against Chicago (11/27), picked off a pass at the 15-yard line and returned it 73 yards to help set up a Raiders field goal. Added four solo tackles and a sack for loss of seven yards.

**2010 (16/16 - Oakland):** Started all 16 games at outside linebacker and led the team with nine sacks for 59.5 yards in losses. Added 58 tackles, one forced fumble and one pass defended. Named AFC Defensive Player of the Week after a three-sack performance in Week 17.

- At Tennessee (9/12), made his Raiders debut and recorded five tackles, including a sack for loss of 10 yards. Forced a fumble on the sack that was recovered by Raiders and led to a field goal.
- Against Seattle (10/31), posted four tackles and added 1.5 sacks for

losses totaling 9.5 yards.

- At Kansas City (1/2), named AFC Defensive Player of the Week and totaled a career-high three sacks for losses totaling 21 yards. Added seven tackles.

**2009 (15/15 - Cleveland):** Started 15 games at outside linebacker and collected a career-high 68 tackles, while leading the team with 6.5 sacks. Ranked third on the team in tackles. Was inactive due to illness, missing first career game at Pittsburgh (10/18).

- At Baltimore (9/27), totaled five tackles and recorded a sack.
- Against Cincinnati (10/4), notched seven tackles and a sack.
- At Buffalo (10/11), set a career high with 11 tackles and posted a sack for the third straight game.
- At Cincinnati (11/29), posted four tackles, a forced fumble and one sack for a nine-yard loss.

**2008 (16/16 - Cleveland):** Started all 16 games for second straight season and totaled 66 tackles, four sacks, two passes defended and one interception.

- At Cincinnati (9/28), totaled three solo tackles, one sack and one forced fumble that led to a touchdown.
- At Washington (10/19), ranked second on the team with 10 tackles and had one pass defended.
- At Jacksonville (10/26), totaled six tackles. Helped limit Jaguar running backs to just 53 yards (2.7 avg.) on the ground.
- At Buffalo (11/17), totaled five tackles and recorded first career interception, picking off a first quarter pass on a deflection. Part of a defense that forced four turnovers.
- Against Houston (11/23), had four tackles, including one tackle for loss. Posted a sack for four-yard loss.
- At Philadelphia (12/15), posted three tackles and had one sack for loss of six yards.

**2007 (16/16 - Cleveland):** Started all 16 games and led team with five sacks and 20 quarterback hurries. Recorded 51 tackles, one pass defended and four forced fumbles.

- At Oakland (9/23), had five solo tackles and recorded two sacks for losses totaling 16 yards, while also forcing a fumble.
- Against Baltimore (9/30), posted two tackles and was credited with three quarterback hurries.
- Against Miami (10/14), posted four solo tackles and a sack for a six-yard loss.
- At Baltimore (11/18), totaled one tackle and recorded a sack for nine-yard loss, forcing a fumble that led to a Browns field goal.
- At N.Y. Jets (12/9), had four tackles and posted a sack for a three-yard loss, forcing a fumble.

**2006 (16/15 - Cleveland):** Played in all 16 games as a rookie, making 15 starts at outside linebacker and set a franchise record for rookies with 11 sacks for losses totaling 59.5 yards. Recorded a sack in nine different games and ranked sixth in the AFC and 11th in the NFL in sacks. His sack total ranked second among NFL rookies. Added 62 tackles, one forced fumble and three fumble recoveries.

- Against New Orleans (9/10), made his NFL debut and posted four tackles, including one tackle for loss.
- At Cincinnati (9/17), made first career start and totaled three tackles, including his first career sack for five-yard loss.
- At Oakland (10/1), totaled three tackles, including one for loss. Recorded two sacks for losses totaling 13 yards, marking first career multiple-sack



## KAMERION WIMBLEY'S GAME-BY-GAME

### 2010 Oakland Raiders

Date	Opp	W/L	P/S	Tot	Solo	Asst	Sk	- Yds	QBP	TFL	Int	- Yds	-TD	PD	FF	FR	- Yds	SpT
Sept 12	@ Ten	L	S	5	4	1	1.0	10.0	NA	0	0	0	0	0	1	0	0	0
Sept 19	Stl	W	S	5	4	1	1.0	8.0	NA	1	0	0	0	0	0	0	0	0
Sept 26	@ Ari	L	S	0	0	0	0.0	0.0	NA	0	0	0	0	0	0	0	0	0
Oct 3	Hou	L	S	2	2	0	0.0	0.0	NA	0	0	0	0	0	0	0	0	0
Oct 10	SD	W	S	8	5	3	0.0	0.0	NA	0	0	0	0	0	0	0	0	0
Oct 17	@ SF	L	S	3	3	0	0.0	0.0	NA	0	0	0	0	0	0	0	0	0
Oct 24	@ Den	W	S	2	2	0	1.0	6.0	NA	0	0	0	0	0	0	0	0	0
Oct 31	Sea	W	S	4	3	1	1.5	9.5	NA	0	0	0	0	0	0	0	0	0
Nov 7	KC	W	S	4	3	1	0.0	0.0	NA	0	0	0	0	1	0	0	0	0
Nov 21	@ Pit	L	S	4	3	1	0.0	0.0	NA	1	0	0	0	0	0	0	0	0
Nov 28	Mia	L	S	2	2	0	0.0	0.0	NA	0	0	0	0	0	0	0	0	0
Dec 5	@ SD	W	S	4	4	0	1.0	1.0	NA	0	0	0	0	0	0	0	0	0
Dec 12	@ Jax	L	S	6	5	1	0.5	4.0	NA	0	0	0	0	0	0	0	0	0
Dec 19	Den	W	S	1	1	0	0.0	0.0	NA	1	0	0	0	0	0	0	0	0
Dec 26	Ind	L	S	1	1	0	0.0	0.0	NA	0	0	0	0	0	0	0	0	0
Jan 2	@ KC	W	S	7	4	3	3.0	21.0	NA	0	0	0	0	0	0	0	0	0
<b>Totals</b>				<b>8-8</b>	<b>16/16</b>	<b>58</b>	<b>46</b>	<b>12</b>	<b>9.0</b>	<b>59.5</b>	<b>NA</b>	<b>3</b>	<b>0</b>	<b>0</b>	<b>1</b>	<b>1</b>	<b>0</b>	<b>0</b>

### 2011 Oakland Raiders

Date	Opp	W/L	P/S	Tot	Solo	Asst	Sk	- Yds	QBP	TFL	Int	- Yds	-TD	PD	FF	FR	- Yds	SpT
Sept 12	@ Den	W	S	3	3	0	0.0	0.0	NA	1	0	0	0	0	0	0	0	0
Sept 18	@ Buf	L	S	3	2	1	0.0	0.0	NA	1	0	0	0	0	0	0	0	0
Sept 25	NYJ	W	S	3	3	0	1.0	9.0	NA	1	0	0	0	1	0	0	0	0
Oct 2	NE	L	S	3	1	2	0.0	0.0	NA	0	0	0	0	0	0	0	0	0
Oct 9	Hou	W	S	5	4	1	0.0	0.0	NA	0	0	0	0	0	0	0	0	0
Oct 16	Cle	W	S	3	3	0	0.0	0.0	NA	1	0	0	0	0	0	0	0	0
Oct 23	KC	L	S	4	3	1	0.0	0.0	NA	2	0	0	0	0	0	0	0	0
Nov 6	Den	L	S	6	6	0	1.0	11.0	NA	0	0	0	0	0	0	0	0	0
Nov 10	@ SD	W	S	7	7	0	4.0	27.0	NA	0	0	0	0	1	0	0	0	0
Nov 20	@ Min	W	S	4	2	2	0.0	0.0	NA	1	0	0	0	0	0	0	0	0
Nov 27	Chi	W	S	4	4	0	1.0	7.0	NA	0	1	73	0	1	0	0	0	0
Dec 4	@ Mia	L	S	3	3	0	0.0	0.0	NA	1	0	0	0	0	0	0	0	0
Dec 11	@ GB	L	S	3	2	1	0.0	0.0	NA	0	0	0	0	0	0	0	0	0
Dec 18	Det	L	S	2	2	0	0.0	0.0	NA	0	0	0	0	0	0	0	0	0
Dec 24	@ KC	W	S	5	4	1	0.0	0.0	NA	0	0	0	0	0	0	0	0	0
Jan 1	SD	L	S	5	3	2	0.0	0.0	NA	0	0	0	0	0	0	0	0	0
<b>Totals</b>				<b>8-8</b>	<b>16/16</b>	<b>63</b>	<b>52</b>	<b>11</b>	<b>7.0</b>	<b>54.0</b>	<b>NA</b>	<b>8</b>	<b>1</b>	<b>73</b>	<b>0</b>	<b>3</b>	<b>0</b>	<b>0</b>

## KAMERION WIMBLEY'S NFL STATISTICS

REGULAR SEASON			TACKLES							INTERCEPTIONS					FUMBLES				
Year	Team	GP	GS	Tot	Solo	Asst	Sk	Yds	QBP	TFL	No	Yds	Lg	TD	PD	FF	FR	Yds	SpT
2006	Cleveland	16	15	79	53	26	11.0	59.5	NA	8	0	0	-	0	0	1	3	0	0
2007	Cleveland	16	16	70	46	24	5.0	34.0	NA	2	0	0	-	0	1	4	0	0	0
2008	Cleveland	16	16	86	61	25	4.0	18.0	NA	2	1	2	2	0	2	1	0	0	0
2009	Cleveland	15	15	74	52	22	6.5	54.0	NA	2	0	0	-	0	1	1	0	0	0
2010	Oakland	16	16	58	46	12	9.0	59.5	NA	3	0	0	-	0	1	1	0	0	0
2011	Oakland	16	16	63	52	11	7.0	54.0	NA	8	1	73	73	0	3	0	0	0	0
<b>NFL Totals</b>		<b>95</b>	<b>94</b>	<b>430</b>	<b>310</b>	<b>120</b>	<b>42.5</b>	<b>279.0</b>	<b>NA</b>	<b>25</b>	<b>2</b>	<b>75</b>	<b>73</b>	<b>0</b>	<b>8</b>	<b>8</b>	<b>3</b>	<b>0</b>	<b>0</b>

### Single-Game Highs

Tackles - 12 at Buffalo (10/11/09)

Sacks - 4.0 at San Diego (11/10/11)

Interceptions - 1 (Twice, last vs. Chicago 11/27/11)

Forced Fumbles - 1 (Eight times, last at Tennessee 9/12/10)

Fumble Recoveries - 1 (Three times, last at Baltimore 12/17/06)

Passes Defensed - 1 (Eight times, last vs. Chicago 11/27/11)

92



## WILL WITHERSPOON

LINEBACKER • 6'1" • 240 lbs • COLLEGE: GEORGIA  
 ACQUIRED: FREE AGENT - 2010 • NFL EXP. (NFL/TITANS): 11/3  
 HOMETOWN: PANAMA CITY, FLA.  
 GAMES PLAYED/GAMES STARTED: 159/145 (PLAYOFFS: 8/8)



**PRO:** Will Witherspoon is an 11-year veteran that has played both middle and outside linebacker during his NFL career. The versatile defender is a sideline-to-sideline player who has been remarkably durable, having missed just two contests in his first 10 seasons. He joined the Titans as a free agent in 2010 and immediately assumed a leadership role on the defense. Prior to his arrival in Tennessee, he spent time with the Carolina Panthers (2002-05), St. Louis Rams (2006-09) and Philadelphia Eagles (2009).

### CAREER HIGHLIGHTS:

- In his first 10 seasons, Witherspoon produced 32 double-digit tackle games, including playoffs.
- In 2010, his first season in Tennessee, his totals included 99 tackles, three sacks and two interceptions.
- Collected a career-best 16 tackles against the New England Patriots in Super Bowl XXXVIII.
- In 2007, was named the Rams' MVP after leading the team with 136 tackles and tallying a career-high seven sacks.

### TITANS TIDBITS:

- Witherspoon is the proud owner of Shire Gate Farm in Owensville, Mo., where he raises grassfed White Park Cattle. The 500-acre farm is certified by Animal Welfare Approved (AWA), and Witherspoon's team has gained notoriety for their use of high-welfare, sustainable farming techniques that almost entirely rule out the need for antibiotics.
- In July 2012, Witherspoon was chosen to speak at a congressional briefing about the routine use of sub-therapeutic antibiotics in intensive livestock production. Witherspoon called on members of Congress to support the Preservation of Antibiotics for Medical Treatment Act (PAMTA), designed to end the widespread use of antibiotics on healthy animals and curb the growing threat of antibiotic-resistant bacteria.
- In April 2012, Witherspoon was named one of the "50 Sexiest Environmentalists" by Rodale, publisher of *Women's Health* and *Men's Health*, for his sustainable farming efforts at Shire Gate Farm. Witherspoon ranked seventh on the list, trailing only Gretchen Bleiler, Jessica Alba, Matt Damon, Alicia Silverstone, Ryan Gosling and Kate Middleton.
- In addition to his cattle farm, Witherspoon owns a pair of doggy day care facilities and is on schedule to receive an MBA from George Washington University in June 2013.
- Witherspoon's teammates voted him the winner of the team's 2010 Ed Block Courage Award, which is given to a player on each team who demonstrates a commitment to the principles of sportsmanship and courage. Witherspoon suffered the loss of his mother, Nora Lee Cooper Witherspoon, the week of the 2010 season opener. After spending time with his family, he returned to the team in time to lead the Titans to an inspired victory over the Oakland Raiders.
- The son of a retired military officer, Witherspoon was born in San Antonio, Texas, and has lived in Germany, England, Arizona and Florida. With his father stationed abroad growing up, the family chose to live in the community instead of military bases so the children could broaden their education and experience different cultures.
- Witherspoon and former Panthers teammate, Dan Morgan, own and operate two dog day-care centers, Club K-9, in Charlotte, N.C. A true dog lover, he once had two Weimaraners, an English Mastiff, a Great Dane and a Great Swiss Mountain Dog at the same time when he lived in North Carolina. He currently has a German Shepherd back in Missouri.
- Due to the 2009 trade that took Witherspoon from St. Louis to Philadelphia and the two teams' bye weeks (each of which he missed), he became one of just five players to play 17 games in a regular season in the

bye era (since 1990).

### CAREER TRANSACTIONS:

- The Panama City, Fla., native was originally selected by the Carolina Panthers in the third round (73rd overall) of the 2002 NFL Draft.
- Signed as an unrestricted free agent with the St. Louis Rams on March 12, 2006.
- Traded by the Rams to the Philadelphia Eagles for wide receiver Brandon Gibson and a 2010 fifth-round pick on Oct. 20, 2009.
- Signed by the Titans as a free agent on March 10, 2010.

### SEASON RECAPS:

- 2011 (16/14 – Tennessee):** Played in every game for the sixth consecutive season of his career, while posting 14 starts. Collected 62 tackles, two sacks, one quarterback pressure, three tackles for loss, one interception, three passes defended, one forced fumble and two fumble recoveries. Tied for the team lead in tackles once in 2011 (vs. NO). Led or tied for the team lead in sacks twice in 2011 (vs. DEN, at CAR). Led the team in pass defended once in 2011 (at CLE).
- At Jacksonville (9/11), started at weakside linebacker and posted six tackles and a fumble recovery. Halted a Jaguars' drive by recovering a Luke McCown fumble at the Titans' 44-yard line in the third quarter.
  - Against Denver (9/25), started at weakside linebacker and notched four tackles, including a sack and a game-sealing interception. Teamed with Sen'Derrick Marks to stop Willis McGahee for no gain on a rush up the middle in the fourth stanza. Ran down Kyle Orton for a one-yard sack along the sideline during the Broncos' final drive. Sealed the victory with an interception of an Orton pass that was tipped by Jason Jones at the line of scrimmage in the final stanza.
  - At Cleveland (10/2), started at weakside linebacker and collected nine tackles and a team-best two passes defended. Halted a Browns' drive by batting down a pass intended for Benjamin Watson on third-and-eight in the first quarter. Broke up a pass intended for Greg Little in the fourth quarter.
  - Against Houston (10/23), started at weakside linebacker and recorded five tackles. Teamed with Shaun Smith to stop Ben Tate for a two-yard loss on a rush off right tackle in the fourth quarter. Combined with Barrett Ruud to halt Arian Foster for a one-yard loss on a rush off right end in the final stanza.
  - At Carolina (11/13), started at weakside linebacker and tallied two tackles, a sack and a forced fumble. Ended a Panthers' drive by forcing a Greg Olsen fumble at the Titans' 10-yard line that was recovered by Akeem Ayers in the first quarter. Dropped Cam Newton for a six-yard sack on an outside blitz in the first quarter.
  - At Atlanta (11/20), played as a reserve at weakside linebacker after the team opened the game in a nickel package. Collected two tackles and a fumble recovery. Halted a potential Falcons' scoring drive by recovering a Michael Turner fumble at the Titans' 14-yard line after Colin McCarthy forced the loose ball in the fourth quarter.
  - Against New Orleans (12/11), started at weakside linebacker and tied for the team lead with 10 tackles and a quarterback pressure. Posted a solo special teams tackle.
  - At Houston (1/1), started at weakside linebacker and collected five tackles, including a stop for loss. Stuffed Derrick Ward for a two-yard loss on a rush off left end in the second quarter.

**2010 (16/16 – Tennessee):** Started all 16 games at linebacker and collected 99 tackles, including five tackles for loss and 10 passes defended. Tied for third on the team with two interceptions. Tied for the team lead in sacks three times (vs. OAK, vs. PIT, at NYG). Led the team in passes

defensed once (at DAL).

- Against Oakland (9/12), posted six tackles and a sack. Blitzed through the middle and sacked Jason Campbell for a seven-yard loss in the first quarter.
- Against Pittsburgh (9/19), collected six tackles, a sack and a forced fumble. Came on a blitz and strip-sacked Dennis Dixon for a 16-yard loss and the loose ball was recovered by Dave Ball in the first quarter. Teamed with Jason Jones to stuff Rashad Mendenhall for a two-yard loss on a rush off right guard in the third quarter.
- At N.Y. Giants (9/26), collected four tackles, a sack and a pass defensed. Thwarted a Giants' scoring chance by deflecting an Eli Manning pass up in the air at the goalline and the ball was intercepted by Jason McCourty in the end zone during the first quarter. Blitzed up the middle and dropped Eli Manning for a 10-yard sack in the second quarter. Became the first Titans linebacker since Keith Bulluck in 2004 to notch a sack in three consecutive games.
- Against Denver (10/3), tipped a Kyle Orton pass that was then intercepted by Michael Griffin in the fourth quarter.
- At Dallas (10/10), posted three tackles and a team-best three passes defensed. Batted down a third-and-nine pass intended for Jason Witten late in the fourth quarter and broke up a fourth-and-nine pass intended for Witten on the following play.
- At San Diego (10/31), notched 10 tackles, including a stop for loss. Stuffed Darren Sproles for a five-yard loss on a rush up the middle in the first quarter.
- Against Washington (11/21), recorded six tackles, including a tackle for loss, and added an interception. Halted a potential Redskins' scoring drive by intercepting a pass intended for Joey Galloway in the second quarter. Combined with Jacob Ford to stonewall Darrel Young for a two-yard loss on a rush off left tackle in the fourth quarter. Teamed with William Hayes to stop Keiland Williams for a two-yard loss on a rush off right tackle in overtime.
- Against Jacksonville (12/5), matched a season high with 10 tackles.
- At Kansas City (12/26), recorded eight tackles and an interception. Intercepted a bobbled ball intended for Dwayne Bowe on the first play of the fourth quarter.

**2009 (5/5 – St. Louis; 11/10, 1/1 – Philadelphia):** Started the first five games of the season at weakside linebacker for the Rams before being traded to the Eagles on Oct. 20, 2009. Appeared in 11 regular season games with 10 starts for the Eagles and collected 68 tackles, a sack, an interception, a forced fumble and six passes defensed. Totaled 36 tackles and a quarterback pressure in five games with St. Louis. Played in 17 regular season games in 2009, becoming one of just five players to do so in the bye era (since 1990).

- At Seattle (9/13), started at weakside linebacker, marking his 100th career start.
- At Washington (10/26), in his first game with Eagles, recorded a sack and an interception return for a touchdown. Became the second player in NFL history to do so in his first game with a new team.

**2008 (16/12 – St. Louis):** Played in 16 games with 12 starts and finished third on the team with 88 tackles.

- At Seattle (9/21), recorded a team-high and season-high 12 tackles and a sack.
- Against Dallas (10/19), collected five tackles and notched his first interception as a Ram and returned it two yards.

**2007 (16/16 – St. Louis):** Started all 16 games at middle linebacker and led the team in tackles with 132 stops. Notched a career-high seven sacks, while posting at least one sack in five consecutive games between Weeks 8-13. Became the first linebacker in 15 years to lead the Rams in sacks since Kevin Greene had 10.0 in 1992. Received the team's Daniel F. Reeves Memorial Award given to Rams' MVP. Named to USA Today All-Joe Team, for the second time in his career.

- At Seattle (10/21), tied a career-high with 16 tackles.
- At New Orleans (11/11), posted seven tackles leading the team for third consecutive week. Tallied his third sack of the season and forced a fumble while lining up at defensive end in pass rushing situations.
- Against Seattle (11/25), tied single-game career-high with sacks, marking

his fourth consecutive contest with at least one sack.

**2006 (16/16 – St. Louis):** Started all 16 games in his first season with the Rams and collected a career-best 136 tackles. Posted three sacks, nine passes defensed, a forced fumble and a fumble recovery.

- At San Francisco (9/17), led the team with then career-high 13 tackles.
- At Seattle (11/12), led the team with 10 tackles and recorded two sacks.

**2005 (15/15, 3/3 – Carolina):** Led the Panthers in tackles for second straight season with 109 stops. Added 2.5 sacks, two interceptions and 13 passes defensed.

- Against N.Y. Jets (11/13), intercepted a Brooks Bollinger pass and returned it 35 yards for a touchdown.
- Against Dallas (12/24), registered a season-high 12 tackles with a sack and a pass defensed.
- At N.Y. Giants (1/6), notched five tackles, a sack and a forced fumble in NFC Wild Card Game.

**2004 (16/16 – Carolina):** Started all 16 games for the second consecutive season. Led the team with 110 tackles and notched a career-best four interceptions. Posted three sacks, five passes defensed, two forced fumbles and a fumble recovery.

- Against Oakland (11/7), recorded 10 tackles, his second career interception and two passes defensed.
- At San Francisco (11/14), collected a season-best 11 tackles, while adding a forced fumble, a sack and an interception.

**2003 (16/16, 4/4 – Carolina):** Started all 16 games and finished second on the team with 114 tackles while also posting an interception, a sack and four passes defensed. Named to USA Today's All-Joe team.

- Against Dallas (1/3), registered eight tackles and a forced fumble in NFC Wild Card Game.
- At Philadelphia (1/18), posted nine tackles and a sack of Donovan McNabb in NFC Championship Game.
- In Super Bowl XXXVIII (2/1), made a career-high 16 tackles against New England.

**2002 (15/8 – Carolina):** As a rookie, collected 88 tackles, 1.5 sacks, five passes defensed, a forced fumble and a fumble recovery. Made his first career NFL start at Atlanta (10/20) and notched nine tackles. Moved from weakside to middle linebacker for final eight games of season after injury to Dan Morgan, producing five straight games with double-digit tackles.

- At Cleveland (12/1), tied for team-lead with 11 tackles, adding first career half sack of Tim Couch.
- Against Cincinnati (12/8), tied for team-lead with a then career-best 12 tackles, including his first career forced fumble and his first career full sack of Jon Kitna.

#### COLLEGE:

- Witherspoon was a three-year starter at Georgia and finished his Bulldogs career with 211 tackles, one fumble recovery, one forced fumble, 3.5 sacks, seven passes defensed, and 15 quarterback pressures.
- Showed versatility throughout his collegiate career, starting at middle linebacker as a sophomore, strongside linebacker as a junior, and weakside linebacker as a senior.
- As a senior, started nine games and posted 43 tackles, a sack, one forced fumble, one pass defensed, and six quarterback pressures.
- Started 10 games at strongside linebacker as a junior in 2000, finishing third on the team with career-high 85 tackles while adding two sacks, one fumble recovery, four passes defensed, three quarterback pressures, and a team-high 10 special teams stops.
- Saw action in eight games, starting five at middle linebacker as a sophomore.
- Played in all 11 games as a true freshman, finishing with 50 tackles.
- Majored in agricultural engineering at Georgia.

#### PERSONAL:

- Married to Rebecca with three daughters: Layne, Maya and Shaye. Splits time between Nashville and Wildwood, Mo.
- Moved from defensive end to linebacker prior to the senior year at







## WILL WITHERSPOON'S NFL STATISTICS

REGULAR SEASON				TACKLES							INTERCEPTIONS					FUMBLES			
Year	Team	GP	GS	Tot	Solo	Asst	Sk	Yds	QBP	TFL	No	Yds	Lg	TD	PD	FF	FR	Yds	SpT
2002	Carolina	15	8	88	49	39	1.5	17.0	NA	NA	0	0	0	0	5	1	1	0	9
2003	Carolina	16	16	114	76	38	1.0	9.0	NA	NA	1	10	10	0	4	0	0	0	3
2004	Carolina	16	16	110	82	28	3.0	21.0	NA	NA	4	48	25	0	6	2	1	0	1
2005	Carolina	15	15	109	78	31	2.5	13.0	NA	NA	2	35	35t	1	14	0	0	0	2
2006	St. Louis	16	16	136	104	32	3.0	8.0	NA	NA	0	0	0	0	9	1	1	0	3
2007	St. Louis	16	16	132	103	29	7.0	54.0	NA	NA	0	0	0	0	10	2	1	0	3
2008	St. Louis	16	12	88	61	27	1.0	10.0	NA	NA	1	2	2	0	3	0	1	0	6
2009	STL/PHI	17	16	104	77	27	1.0	2.0	2	NA	1	9	9t	1	7	1	0	0	1
2010	Tennessee	16	16	99	65	34	3.0	33.0	0	5	2	11	9	0	10	1	0	0	0
2011	Tennessee	16	14	62	51	11	2.0	7.0	1	3	1	7	7	0	3	1	2	2	2
<b>NFL Totals</b>		<b>159</b>	<b>145</b>	<b>1042</b>	<b>746</b>	<b>296</b>	<b>25.0</b>	<b>174.0</b>	<b>3</b>	<b>8</b>	<b>12</b>	<b>122</b>	<b>35t</b>	<b>2</b>	<b>71</b>	<b>9</b>	<b>7</b>	<b>2</b>	<b>30</b>

PLAYOFFS				TACKLES							INTERCEPTIONS					FUMBLES			
Year	Team	GP	GS	Tot	Solo	Asst	Sk	Yds	QBP	TFL	No	Yds	Lg	TD	PD	FF	FR	Yds	SpT
2003	Carolina	4	4	37	20	17	1.0	7.0	NA	NA	0	0	0	0	1	1	0	0	0
2005	Carolina	3	3	20	14	6	1.0	5.0	NA	NA	0	0	0	0	2	1	0	0	0
2009	Philadelphia	1	1	6	5	1	0.0	0.0	0	NA	0	0	0	0	1	0	0	0	0
<b>Playoff Totals</b>		<b>8</b>	<b>8</b>	<b>63</b>	<b>39</b>	<b>24</b>	<b>2.0</b>	<b>12.0</b>	<b>0</b>	<b>NA</b>	<b>0</b>	<b>0</b>	<b>0</b>	<b>0</b>	<b>4</b>	<b>2</b>	<b>0</b>	<b>0</b>	<b>0</b>

### Single-Game Highs

Tackles - 16 at Seattle (10/21/07)

Sacks - 2.0 (Twice, last vs. Seattle 11/25/07)

Interceptions - 1 (12 times, last vs. Denver 9/25/11)

Interception Long - 35t vs. N.Y. Jets (11/13/05)

### Playoff Single-Game Highs

Tackles - 16 vs. New England (2/1/04)

Sacks - 1.0 (twice, last at N.Y. Giants 1/6/06)

### Additional Statistics

Touchdowns - 2 (35-yard interception return vs. N.Y. Jets 11/13/05, nine-yard interception return at Washington 11/29/09)

13



## KENDALL WRIGHT

WIDE RECEIVER • 5'10" • 196 lbs • COLLEGE: BAYLOR  
 ACQUIRED: 1ST ROUND - 2012 • NFL EXPERIENCE: ROOKIE  
 HOMETOWN: PITTSBURG, TEXAS  
 GAMES PLAYED/GAMES STARTED: 0/0 (PLAYOFFS: 0/0)



**PRO:** The Titans used the 20th overall pick in the 2012 NFL Draft to select Baylor wide receiver Kendall Wright. The 5-foot-10-inch, 196-pounder begins his pro career with the expectation of adding speed and explosive plays to the Titans offense, much like he did during his career at Baylor, where he served as the primary target for Heisman Trophy winner Robert Griffin III. Wright was used principally as a slot receiver with the Bears, but his skill set translates to the outside as well. Possessing sudden burst and strong hands, Wright figures to make an early impact on offense and could factor into the return game as well.

### CAREER HIGHLIGHTS:

- Wright concluded his Baylor career as the most decorated and accomplished receiver in school history. He owns virtually every significant receiving record for the program, totaling 302 receptions for 4,004 yards and 30 touchdowns. He never missed a game in his four years with the Bears and recorded at least one reception in every contest.
- As a senior in 2011, Wright set Baylor single-season records in receptions (108), receiving yards (1,663), receiving touchdowns (14), 100-yard games (nine), all-purpose yards (1,772) and consecutive games with a reception (tied own record with 13). He landed on numerous All-American lists and was a Biletnikoff Award semi-finalist.
- In addition to tallying 30 receiving touchdowns, Wright scored two rushing touchdowns and passed for a pair of touchdowns during his career at Baylor.

### TITANS TIDBITS:

- As a freshman at Baylor, Wright played on the basketball team. He appeared in 13 games as a reserve guard and scored 10 points.
- Wright was a three-sport star at Pittsburg (Texas) High School, where he earned All-State honors in football, basketball and track. He captured the state 3A titles in the long jump (24-0 3/4) and triple jump (48-5 1/4).
- In his spare time, Wright enjoys playing basketball, bass fishing, video games and watching comedy movies.

### CAREER TRANSACTIONS:

- The Mount Pleasant, Texas, native was selected by the Titans in the first round (20th overall) of the 2012 NFL Draft.

### COLLEGE:

• In four seasons at Baylor, Wright appeared in 50 games with 42 starts en route to becoming the most prolific receiver in school history. His career statistics included 302 receptions for 4,004 yards and 30 touchdowns, setting school records in all three categories. He added 75 rushing attempts for 425 yards and two touchdowns, and he passed for an additional 114 yards and two touchdowns. The owner or co-owner of 16 school records was a four-year starter and a three-time All-Big 12 honoree. He caught at least one pass in all 50 games during his career, setting a Bears consecutive-game receiving record, and had a team-record 19 contests with 100 or more receiving yards. His 4,479 career all-purpose yards likewise set a Baylor record. Between his junior and senior seasons, he had a streak of seven games with at least one touchdown grab.

**AS A SENIOR (2011)**, played in all 13 games with 12 starts as a slot receiver, totaling 108 receptions for 1,663 yards and 14 touchdowns. Earned first-team All-American honors from Athlon, CBSSports.com, Phil Steele and *Pro Football Weekly*, and named second-team All-American by AP, SI.com, Yahoo!/Rivals.com and FoxSportsNet.com. The Biletnikoff Award semi-finalist was named first-team All-Big 12 by league's coaches, AP, *Dallas Morning News*, ESPN.com, CBSSports.com, Yahoo!/Rivals.com,

*Fort Worth Star-Telegram*, *Kansas City Star*, *San Antonio Express-News*, *Waco Tribune-Herald* and Phil Steele. Ranked third nationally and led the Big 12 in receiving yards, while placing seventh nationally and second in the conference with 8.3 receptions-per-game. Set school single-season records in receptions (108), receiving yards (1,663), receiving touchdowns (14), 100-yard games (nine), all-purpose yards (1,772) and consecutive games with a reception (tied own record with 13). His two 200-yard games marked a new career record for the Bears. Rushed 10 times for 72 yards, had five punt returns for 37 yards, and completed two-of-three passes for 55 yards and one touchdown.

- Against TCU (9/2), tied school record with 12 receptions for 189 yards and two touchdowns. Also completed two pass attempts for 55 yards, including a 40-yard touchdown.
- At Kansas State (10/1), broke school record with 201 receiving yards on nine catches to go along with a school-record-tying three touchdown receptions.
- Against Oklahoma (11/19), broke his own school record with 208 receiving yards on eight catches with a career-long 87-yard touchdown in a win over the No. 5 Sooners.
- Against Texas Tech (11/26), notched six catches for 125 yards and two touchdowns.
- Against Washington in the Alamo Bowl (12/29), had seven receptions for 91 yards and one touchdown and added four rushes for 28 yards in the win over Washington.

**AS A JUNIOR (2010)**, played in all 13 games with 11 starts at the inside receiver position. Led the Bears with 78 catches for 952 yards and seven touchdowns. Set a then-school record for receptions in season (broke his own record as a senior). Finished third in school single-season history in receiving yardage and tied for eighth in touchdowns. Also rushed eight times for 53 yards, had two punt returns for five yards, and completed two-of-two passes for 59 yards and one touchdown. Totaled five 100-yard receiving games. Named second-team All-Big 12 by league's coaches, Phil Steele, *Dallas Morning News* and *San Antonio Express-News*, and received honorable mention honors from AP.

- Against Kansas (10/2), completed a 50-yard touchdown pass to Terrance Williams.
- Against Texas Tech (10/9), posted 11 receptions for 145 yards, including a 62-yard touchdown.
- Against Kansas State (10/23), caught six passes for 113 yards and a pair of touchdowns.
- Against Illinois (12/29), set a Texas Bowl record with 12 receptions for 127 yards and a touchdown.

**AS A SOPHOMORE (2009)**, played in all 12 games with 11 starts at inside receiver and led team in receptions (66), receiving yards (740) and receiving touchdowns (four). Ranked third in school history in single-season receptions. Earned second-team All-Big 12 honors from *Waco Tribune-Herald* and honorable mention from AP. Also recorded 28 rushing attempts for 132 yards and one score. Added four passing attempts (zero completions, two interceptions) and returned one kick for eight yards.

- At Wake Forest (9/5), had season-high 51 rushing yards on four carries, including a 37-yard touchdown run. Also caught four passes.
- Against Northwestern State (9/26), totaled 105 receiving yards and a career-high-tying two touchdown receptions. Added 44 yards rushing.
- At Missouri (11/7), set then-career-high with 149 receiving yards and tied then-career high with two touchdowns (long of 59 yards) in an upset win.

**AS A FRESHMAN (2008)**, played in all 12 games with eight starts at inside

receiver. Totaled 50 receptions for 649 yards and five touchdowns, leading the squad in all three categories. Set BU freshman records for receptions and receiving yards. Added 168 yards and one score on 29 carries.

- Against Washington State (9/12), scored first career touchdown on a 10-yard end around.
- At Connecticut (9/19), logged first career 100-yard game, collecting six receptions for 114 yards and his career-first touchdown reception.
- Against Iowa State (10/11), set season highs for receptions (seven), receiving yards (132) and touchdowns (two, long of 51 yards).
- At Texas (11/8), ran for a career-high 53 yards on four carries, including a season-long 34-yard run. Also caught a season-long 55-yard touchdown.
- Played for Scott Drew on the Baylor basketball squad as a freshman, scoring 10 points in 13 games played as a reserve guard.

#### PERSONAL:

- Single, resides in Mount Pleasant, Texas.
- Attended Pittsburg (Texas) High School, where he excelled as a quarterback and cornerback. Received second-team All-District 16-3A honors at both positions as a junior and senior. Earned second-team Class 3A All-State honors from the Texas Sports Writers Association and honorable mention by the *Associated Press* after registering five interceptions and a pair of touchdowns as a cornerback. As a senior quarterback, he rushed for 1,069 yards and 15 touchdowns while passing for 1,170 yards and nine touchdowns.

• As an All-State basketball performer, Wright averaged 24.5 points, six rebounds, five assists and five steals per game en route to receiving 2007 East Texas Player of the Year honors from the *Tyler Morning Telegram*.

- Wright captured the 2007 Texas Class 3A state long jump title (24-0 3/4) as well as the state triple jump crown (48-5 1/4). He received the 2008 Class 3A gold medal in the triple jump with a state meet-record leap of 50-8 3/4 and placed fifth in the Class 3A ranks in the 100 meters. He has a top speed of 10.3 seconds in the 100.
- Served as a youth basketball coach while still in high school.
- List of favorites: (movies) comedies; (TV show) "The Game"; (actor) Mike Epps; (music artist) Lil' Wayne; (school subject) science; (car) Range Rover; (food) steak; (sports hero) Michael Jordan; and (video game) Madden NFL Football.
- Kendall Thomas Wright on Nov. 12, 1989 in Mount Pleasant, Texas.

## KENDALL WRIGHT'S COLLEGE STATISTICS

Year	Team	GP	GS	No	RECEIVING				RUSHING				
					Yds	Avg	Lg	TD	Att	Yds	Avg	Lg	TD
2008	Baylor	12	8	50	649	13.0	55t	5	29	168	5.8	34	1
2009	Baylor	12	11	66	740	11.2	59t	4	28	132	4.7	37t	1
2010	Baylor	13	11	78	952	12.2	62t	7	8	53	6.6	16	0
2011	Baylor	13	12	108	1,663	15.4	87t	14	10	72	7.2	19	0
<b>College Totals</b>		<b>50</b>	<b>42</b>	<b>302</b>	<b>4,004</b>	<b>13.3</b>	<b>87t</b>	<b>30</b>	<b>75</b>	<b>425</b>	<b>5.7</b>	<b>37t</b>	<b>2</b>

#### Single-Game Highs

Receptions - 12 (twice, last vs. TCU, 9/2/11)  
 Receiving yards - 208 vs. Oklahoma (11/19/11)  
 Long Reception - 87t vs. Oklahoma (11/19/11)  
 Touchdowns - 3 at Kansas State (10/1/11)  
 Rushing Attempts - 5 vs. Missouri (11/1/08)  
 Rushing Yards - 53 at Texas (11/8/08)  
 Rushing Touchdowns - 1 (twice, last at Wake Forest, 9/5/09)  
 Long Rush - 37t at Wake Forest (9/5/09)

#### Additional Statistics

Punt Returns - 2 for 5 yards (2010); 5 for 37 yards (2011); 7 for 42 yards (total)  
 Kickoff Returns - 1 for 8 yards (2008); 1 for 8 yards (2009); 2 for 16 yards (total)  
 Passing - 0-of-3 (2008); 0-of-4 (2009); 2-of-2, 59 yards, 1 touchdown (2010); 2-of-3, 55 yards, 1 touchdown (2011); 4-of-12, 114 yards, 2 touchdowns (total)



TENNESSEE  
**TITANS**

**ROOKIE FREE AGENTS**



## #81 DEVIN AGUILAR

Wide Receiver • 5-11 • 200 • Washington

Signed by the Titans as an undrafted free agent on May 3, 2012...in four seasons at Washington, appeared in 46 games and totaled 131 receptions for 1,802 yards (13.8 avg.) and 13 touchdowns...completed career ranked seventh in UW history in both career receptions and in career receiving yards...also returned 28 punts for 162 yards (5.8 avg.)...**as a senior (2011)**, played in all 13 games with eight starts and earned honorable mention All-Pac-12...totaled 41 receptions for a career-high 611 yards and six touchdowns during his senior campaign...in Alamo Bowl vs. Baylor (12/29/11), made five receptions for 90 yards, including two touchdowns...**as a junior (2010)**, played in 11 games with five starts and registered 28 catches for 611 yards and a pair of touchdowns...**as a sophomore (2009)**, played in 10 games with nine starts and earned All-Pac-10 honorable mention...caught a career-high 42 passes for 593 yards and five touchdowns and added eight punts returns for a career-high 64 yards...**as a freshman (2008)**, played in 12 games with one start and recorded 20 catches for 246 yards...graduated in 2011 with a degree in American ethnic studies...**high school/personal:** as a senior at Mullen (Denver, Colo.) High School, named an EA Sports second-team All-American and the *Rocky Mountain News* All-Colorado Offensive Player of the Year...also named the state's offensive player of the year by the *Denver Post*...helped his Mustangs team to three straight 5A state championship games...for his career, totaled 2,809 yards on 132 receptions with 33 touchdowns...also a standout basketball player...born Devin Maurice Aguilar Oct. 22, 1988 in Denver, Colo.



## #46 BRANDON BARDEN

Tight End • 6-4 • 251 • Vanderbilt

Signed by the Titans as an undrafted free agent on May 3, 2012...completed his four-year Vanderbilt career with 107 receptions and 1,234 receiving yards, trailing only former All-American Allama Matthews among Vanderbilt tight ends...played in 48 total games during his career and caught nine total touchdown passes...**as a senior (2011)**, posted 16 receptions for 243 yards (15.2 avg.) and a 73-yard touchdown in 11 games (10 starts)...**as a junior (2010)**, started all 12 games at tight end and topped squad in several receiving categories, including receptions (34) and receiving yards (425), with both representing single-season career highs...also scored three touchdowns as a junior and was named second-team All-SEC by Associated Press...was a 2010 SEC Academic Honor Roll recipient...**as a sophomore (2009)**, played in all 12 games with eight starts at tight end...contributed 29 receptions for 367 yards and one touchdown...**as a redshirt freshman (2008)**, played in all 13 games (10 starts) and finished season as top freshman receiving tight end in the nation with 28 receptions...accumulated 209 receiving yards and a career-high four touchdowns...named by coaches to All-SEC Freshman squad...redshirted in 2007...former high school quarterback transferred to Vanderbilt after initially signing and entering classes at Virginia Tech...completed an undergraduate degree in Special Education from the Peabody College at Vanderbilt in December 2011...**high school/personal:** as a quarterback at Lincoln County (Lincolnton, Ga.) High School, helped team achieve consecutive A state titles in 2005-06 seasons...as a senior, passed for 520 yards, rushed for 604 yards and caught 10 passes for 181 yards...also named Most Valuable Player for baseball team...born Brandon Michael Barden on March 15, 1989.



## #3 WILL BATSON\*

Punter/Kicker • 6-3 • 210 • North Alabama

Signed by the Titans as a free agent\* on May 3, 2012...spent time in 2012 as the place-kicker for the Premier South Football League's Rocket City Titans...also played one game as a substitute place-kicker for the Alabama Hammers Arena Football club...after his final season at the University of North Alabama in 2009, earned a tryout with the Atlanta Falcons and was invited to rookie minicamp with the Chicago Bears in April 2010 but did not sign a contract with either club...in four seasons at North Alabama, punted 141 times for a 40.8-yard average (5,756 total yards) with 15 touchbacks and 38 punts placed inside the 20...earned first-team punting duties as a sophomore...shared kickoff duties his sophomore, junior, and senior seasons and also served as a holder on placekicks during his junior and senior years...**as a senior (2009)**, punted 57 times for a 41.6-yard average (2,371 total yards) with a long of 70 yards, seven touchbacks and 18 punts placed inside the 20...also kicked off 34 times with five touchbacks...named All-Gulf South Conference, *Associated Press* Little All-American and added All-American honors from Daktronics, *D2Football.com*, *Football Gazette*, and *JBScouting*...added *ESPN Magazine* second-team Academic All-American honors as well as inclusion in the National Football Foundation Hampshire Honor Society...named the UNA Team of the Decade punter and was voted Special Teams Player of the Year for 2009...**as a junior (2008)**, punted 53 times for a 41.2-yard average (2,183 total yards) with a long of 61 yards, seven touchbacks and 14 punts placed inside the 20...also kicked off 62 times with 13 touchbacks...named AFCA All-American as a punter and added All-American honors from Daktronics, *Associated Press* Little All-American, *D2Football.com* and *Football Gazette*...named All-Gulf South Conference and Academic All-Gulf South Conference...**as a sophomore (2007)**, punted 30 times for a 39.0-yard average (1,170 total yards) with a long of 52 yards, one touchback and six punts placed inside the 20...also kicked off 27 times with one touchback...**as a redshirt freshman (2006)**, focused solely on football...punted one time for 32 yards...**as a true freshman (2005)**, redshirted in football and pitched for the UNA baseball team, clocking a 92 mph fastball...graduated in 2009 with a major in economics/finance and a minor in chemistry...**high school/personal:** lettered in four sports at Brooks (Killen, Ala.) High School...began playing football in his junior year...as a junior, earned first-team All-Area honors as a placekicker...as a senior, earned first-team All-State honors as a place-kicker and All-Area Honors as a punter...has trained with former Titans punter Craig Hentrich as well as former NFL punter Louie Aguilar and former NFL special teams coach Gary Zauner...born William James Batson on Sept. 8, 1986 in St. Louis, Mo.




\* First-year free agent



## #72 GEORGE BIAS

Guard/Tackle • 6-2 • 312 • Stephen F. Austin

Signed by the Titans as an undrafted free agent on May 3, 2012...during a four-year career at Stephen F. Austin, played in 45 games and earned 41 starts...was a three-time All-Southland Conference selection...member of the first back-to-back conference champion team in program history...helped SFA rank among the nation's top 20 in pass protection in each of his final three seasons...**as a senior (2011)**, played in and started eight games...received numerous honors, including first-team AP All-American, first-team All-Southland Conference, first-team College Sports Madness FCS All-American, first-team College Sports Journal All-American and third-team Phil Steele's Magazine All-America, helped SFA lead the nation in pass protection, averaging less than half a sack per contest...offense also ranked ninth in the nation in total offense and 10th in scoring...**as a junior (2010)**, named first-team All-Southland Conference after starting all 12 games at left tackle...graded out at 92 per-




cent on the season and helped protect 2010 Walter Payton Award winner and SLC Player of the Year Jeremy Moses...helped team lead the nation in passing offense for a second consecutive season...**as a sophomore (2009)**, garnered honorable mention All-SLC honors after starting all 13 games...helped squad finish first in the country in passing offense, second in total offense, sixth in scoring offense and 10th in sacks allowed...member of an offensive line that helped protect 2009 SLC Player of the Year Jeremy Moses and block for all-conference running back Vincent Pervis...**as a redshirt freshman (2008)**, played in all 12 games, earning eight starts as the Lumberjack offense passed for more than 4,000 yards...worked his way into the starting lineup at right tackle during the fourth game of the season...recorded 12 pancake blocks and allowed only two sacks... Graded out at 88 percent...redshirted in 2007...**high school/personal**: named second-team All-District at Dobie (Houston, Texas) High School...born Dec. 3, 1989.



## #48 BEAU BRINKLEY

### Long Snapper/Tight End • 6-4 • 237 • Missouri


Signed by the Titans as an undrafted free agent on May 4, 2012...spent four seasons as Missouri's long snapper after joining the team as a preferred walk-on...appeared in 50 career games...during his time at Missouri, helped field goal kickers make a combined 79-of-98 field goal attempts (80.6 pct.) and 210-of-212 on extra point attempts (99.1 pct.)...**as a senior (2011)**, played in all 13 games as the team's long snapper and also registered five tackles on special teams...named the Tigers' 2011 Co-Special Teams Player of the Year...helped Tigers kickers make a combined 16-of-25 field goal attempts and 53-of-53 PATs...**as a junior (2010)**, played in 11 games as the long snapper and helped the Tigers rank 14th in the NCAA in net punting...snapped for placekicker Grant Ressel, who was 17-of-19 on field goal attempts and 45-of-47 on PATs...posted one special teams stop...**as a sophomore (2009)**, played in all 13 games as the team's long snapper and was named the Tigers' Special Teams Player of the Year...helped Ressel set an NCAA single-season kicking accuracy record for combined kicks (26-of-27 on field goals and 39-of-39 extra points)...also helped MU rank fourth in the NCAA in team net punting (40.48 avg.)...**as a freshman (2008)**, joined the team as a walk-on and won the long-snapping job for placekicks and punts...appeared in all 13 games...named the Tigers' Walk-On Player of the Year...helped Jeff Wolfert to a perfect 73-for-73 mark on extra point attempts and a 20-for-27 mark on field goals...posted three tackles as part of the punt coverage team...graduated in May 2012 with a major in general studies...**high school/personal**: attended Kearney (Missouri) High School...born Beau Michael Brinkley on Jan. 25, 1990 in Kansas City, Mo.



## #62 CHANDLER BURDEN

### Guard • 6-4 • 315 • Kentucky

Signed by the Titans as an undrafted free agent on May 3, 2012...started his final two seasons at left tackle after moving from defensive end before the 2010 season...played in 43 career games, making 26 total starts (three at defensive end, 23 at left tackle)...**as a senior (2011)**, started all 12 games at left tackle...helped UK rush for over 100 yards seven times with three 200-yard rushing games...**as a junior (2010)**, played 12 games with 11 starts at left tackle...helped Wildcats rank second in SEC in fewest sacks allowed...**as a sophomore (2009)**, played in all 13 games at defensive end with three starts, including against Clemson in the Music City Bowl...totaled nine tackles, a pass defended and a tackle for loss...**as a freshman (2008)**, appeared in six games on special teams and as a reserve defensive end...majored in history...**high school/personal**: at La Salle (Cincinnati, Ohio) High School, played on the offensive and defensive




lines...named honorable-mention All-Southwest Ohio as a senior... won the state championship in the shot put and discus throw as a senior, competing in the largest classification in Ohio...best discus throw was 192 feet, 6 inches, and top shot put was 61 feet, 2½ inches...born Nov. 17, 1989 in Hamilton, Ohio.



## #82 CHASE DEADDER

### Wide Receiver • 6-4 • 224 • Sacramento State

Signed by the Titans as an undrafted free agent on May 3, 2012...during his career at Sacramento State, appeared in 26 games with 19 total starts... caught 73 passes for 1,298 yards (17.8 avg.) and 11 touchdowns...also registered 15 total tackles, a forced fumble and two blocked punts on special teams...missed all of his sophomore season and part of his senior season due to injuries...**as a senior (2011)**, appeared in six games (five starts) and finished the season with 15 receptions for 152 yards and four touchdowns...missed several games due to an ankle injury at Montana State on Oct. 1... credited on special teams with two blocked punts and a forced fumble...**as a junior (2010)**, named second team All-Big Sky and was voted the team's MVP...finished the year with 37 receptions for 788 yards and six touchdowns in 11 games (11 starts)...average of 21.3 yards per reception ranked third in school single-season history...caught at least one pass in all 11 games...had four 100-yard receiving games...**as a sophomore (2009)**, missed the entire season due to a broken clavicle...**as a redshirt freshman (2008)**, led the team with an average of 17.0 yards per reception...ranked third on the squad with 21 catches and 358 receiving yards in nine games (three starts)...was one of the top special teams tacklers on the team, tallying nine stops... redshirted in 2007...graduated in December 2011 with a degree in communication studies...**high school/personal**: as a senior at Central Catholic (Modesto, Calif.) High School, named All-State and first-team All-Western Athletic League after recording 31 receptions for 625 yards and seven touchdowns...also rushed for 219 yards on 13 carries as a senior...Central Catholic posted a 38-1 record during his three seasons...also played defensive back and returned punts and kickoffs...also named the conference's best all-around player in basketball and was the MVP of the track team... last name pronounced "dee-AD-er"...born Chase David Deadder on Nov. 20, 1988 in Stockton, Calif.



## #16 LaQUINTON EVANS

### Wide Receiver • 6-1 • 203 • Southern

Signed by the Titans as an undrafted free agent on May 3, 2012...in 36 career games at Southern University, caught 79 passes for 1,222 yards and 12 touchdowns...also returned two kickoffs for 37 yards...**as a senior (2011)**, played in 10 games (seven starts) and led the school with 45 receptions for 696 yards (15.5 avg.) and six touchdowns...also returned a pair of kickoffs for 37 total yards...**as a junior (2010)**, played in 10 games and caught 17 passes for 329 yards and five touchdowns...**as a sophomore (2009)**, played in 10 games and posted 15 receptions for 166 yards and one touchdown...**as a freshman (2008)**, appeared in six games and contributed two receptions for 31 yards... **high school/personal**: played at Mansfield (Mansfield, La.) High School and only started at wide receiver during his senior year...raised by his mother who is a soldier in the U.S. Army...his mother has been on military order since his junior year in college...he played his junior season at Southern with his mother serving in the war overseas in Afghanistan...nicknamed "Smoke"...born July 12, 1990.








## #62 DaJOHN HARRIS

### Defensive Tackle • 6-3 • 306 • USC


Signed by the Titans as an undrafted free agent on May 8, 2012...in a four-year career at Southern California, played in 39 games with 22 starts...his career totals included 72 tackles, 15 tackles for loss, 3.5 sacks, seven passes defended, two fumble recoveries and one interception...**as a senior (2011)**, appeared in 11 games (10 starts) and registered 22 tackles, seven tackles for loss, 1.5 sacks, six passes defended and a fumble recovery...participated in the 2011 East-West Shrine Game...**as a junior (2010)**, played in 13 games (12 starts) and totaled 35 tackles, 5.5 tackles for loss, 3.5 sacks, one interception, one forced fumble, one fumble recovery and one pass defended...intercepted a pass to set up a touchdown against California...**as a sophomore (2009)**, appeared in nine games as a reserve defensive tackle and totaled 14 tackles, two tackles for loss and a half sack...**as a redshirt freshman (2008)**, served as a reserve defensive tackle and tight end (he started working there midway through the 2008 season)...played in six games and made one tackle...redshirted in 2007...majored in public policy, management and planning...**high school/personal**: first name is pronounced DAY-zhahn...as a senior at Serra (Gardena, Calif.) High School, long list of honors included Super Prep All-American, Prep Star All-American, Rivals.com 100, Scout.com All-West, *Long Beach Press-Telegram* Best in the West first team, *Orange County Register* Feb 15 first team, *Tacoma News-Tribune* Western 100, All-CIF Northwest Division first team and All-Del Rey League Lineman MVP...totaled 64 tackles and nine sacks as a defensive lineman, plus 19 receptions for 304 yards and four touchdowns as a tight end in 2006...as a high school junior, made the All-Del Rey League first team while collecting 44 tackles, seven sacks, one fumble recovery and one interception on defense, plus 13 receptions for 145 yards and one touchdown on offense...born Jan. 24, 1989.



## #42 COLLIN MOONEY

### Fullback • 5-10 • 247 • Army

Signed by the Titans as an undrafted free agent on May 1, 2012...former West Point graduate signed with the club after spending the previous three years fulfilling his commitment to the U.S. Army...played in 33 career games, making 12 starts...rushed for 1,361 career yards and scored nine rushing touchdowns...**as a senior (2008)**, started all 12 contests at running back and led the team with 191 rushes for a school-record 1,339 yards and eight touchdowns...ranked 14th in the nation with 111.6 rushing yards per game...recorded the 13th 1,000-yard rushing season in Academy history and was the 11th player in West Point history to total more than 200 rushing attempts...only player in Academy history to run for 185 or more yards in consecutive games...only West Pointer to ever reach 170 yards in three straight outings (187 at Tulane, 229 vs. Eastern Michigan, 172 at Buffalo) and the only player in Academy history with four games of at least 170 yards in one season (207 at Rice)...only second player ever at West Point to notch two, 200-yard games in the same campaign (Carlton Jones, 2004)...added eight catches for 56 yards...**as a junior (2007)**, played in all 12 contests as an offensive reserve and key special teams contributor...gained 13 yards rushing on five attempts...added five receptions for 45 yards and returned two kickoffs for 39 yards...**as a sophomore (2006)**, appeared in nine contests and registered one rush from scrimmage for nine yards...also filled heavy role on special teams...**as a freshman (2005)**, did not appear in a game...graduated with a bachelor's degree in management...**high school/personal**: received All-State honors at Taylor (Katy, Texas) High School...two-time all-district selection played both fullback and linebacker positions...named to All-Academic squad all four years...presented school's "Most Athletic" award as a senior...also lettered twice in baseball and helped team to district championship...served as president of school's chapter of Fellowship of Christian Athletes...National



Honor Society member also contributed to Peer Assistance Leadership group...paternal grandfather, U.S. Army Colonel Charles Mooney, served as a helicopter pilot at West Point during 1960s and was later stationed at the Pentagon...broke Army Physical Fitness Test Bike record (10.9 kilometers)...married to Michalyn Mooney...owns two dogs - a boxer named Knox and a malipoo named Chewbacca...enjoys riding motorcycles and doing yard work in his free time...commissioned in field artillery branch of U.S. Army...born Collin Karl Mooney on April 3, 1986.



## #15 O.J. MURDOCK\*

### Wide Receiver • 5-11 • 200 • Fort Hays St.

Signed by the Titans as an undrafted free agent on July 28, 2011...spent the entire 2011 season on injured reserve after suffering a right Achilles injury early in his rookie training camp...spent two seasons at Fort Hays State after beginning his career at the University of South Carolina and then Pearl River Community College...his Fort Hays State career totals included 95 receptions for 1,987 yards and 20 touchdowns in 21 games...led team in receiving yards in both seasons...set MIAA career record with 20.9 yards-per-catch average...was a two-time All-MIAA second-team selection...in 2010, totaled 60 receptions and set FHSU single-season record with 1,290 receiving yards...also set the single-season record at FHSU for yards per catch (21.5)...recorded school's second-highest receiving touchdown total in a season (12)...at Nebraska-Omaha, set career highs with nine receptions and 208 receiving yards...as a junior in 2009, started and played in 10 games for Fort Hays State and earned All-MIAA Second Team honors at wide receiver...led squad in receiving yards (697), yards per catch (league-leading 19.9 avg.), receiving yards per game (69.7) and receiving touchdowns (8)...ranked third on the team in receptions with 35...posted the only 100-yard receiving game by a Tiger in 2009 with 102 yards on four catches at Truman...recorded a touchdown in seven of his 10 games played...in 2007, played his sophomore season at Pearl River (Poplarville, Miss.) Community College...as a freshman in 2006, played in four games for the University of South Carolina...redshirted with Gamecocks in 2005...majored in criminal justice...graduated from Middleton (Tampa, Fla.) High School in 2005...as a high school senior, caught 57 passes for 927 yards and 11 touchdowns...as a junior, caught 33 passes for 835 yards and seven touchdowns...named first-team All-County and All-State...rated the 10th-best wide receiver in the nation, the 17th-best player in the state of Florida and the 88th-best player in the country by Rivals.com...rated the 28th-best wide receiver in the nation by SuperPrep...rated the 7th-best wide receiver in the country by Prep Star...also ran track...was fourth in the state in the 100 and 200 meters as a high school sophomore...started his prep career at Hillsborough (Tampa, Fla.) High School...was a national champion sprinter when he was 14 years-old...born Orenthal J. Murdock on Feb. 15, 1987.



\* Signed as a free agent in 2011



## #41 CHRISTIAN SCOTT

### Safety • 5-11 • 200 • Texas

Signed by the Titans as an undrafted free agent on May 8, 2012...played in 34 career games at Texas, including 14 starts at safety...career totals included 89 tackles (62 solo), two tackles for loss, eight passes defended, four forced fumbles, two fumble recoveries and one interception...**as a senior (2011)**, played in nine games with four starts before having wrist surgery, causing him to miss the Holiday Bowl...recorded 21 tackles, one tackle for loss, one caused fumble, one fumble recovery, four passes defended and one quarterback pressure...**as a junior (2010)**, appeared in 11 games at safety, including 10 starts...posted 53 tackles, one tackle for loss, two forced fumbles, one interception and one pass defended...helped Texas rank sixth in the nation in total defense and pass defense...



as a **sophomore (2009)**, missed all 13 regular-season games due to unresolved NCAA academic eligibility issues...saw action on special teams in the BCS Championship game against Alabama after restoring his eligibility...**as a redshirt freshman (2008)**, appeared in all 13 games at safety and on special teams...posted 15 tackles, three passes defended, a forced fumble, a fumble recovery and five special teams tackles...redshirted in 2007...graduated in December 2011 with a degree in applied learning and development...**high school/personal**: received All-American and All-State honors at Skyline (Dallas, Texas) High School...saw time at quarterback, running back, wide receiver, safety, cornerback and linebacker as a prepster...was a member of ESPN's top 150 national prospects...a first-team member of Dave Campbell's Super Team...in his final two high school seasons, tallied 102 tackles and seven interceptions on defense and 882 yards of total offense with six touchdowns...as a senior, earned second-team *Associated Press* 5A All-State honors at safety despite playing only six games due to injury...as a junior, named first-team All-District 9-5A at safety...three-year letterman in track and field competed in the high jump, triple jump, 4x100, 4x200 and 4x400-meter relays...has spent time volunteering at the Boys and Girls Club of Dallas...enjoys baking and playing dominoes...born Jan. 9, 1989 in Dallas, Texas.



## #5 NICK STEPHENS Quarterback • 6-3 • 230 • Tarleton State

Signed by the Titans as an undrafted free agent on May 4, 2012...spent his junior and senior seasons at Tarleton State after transferring from the University of Tennessee...at Tarleton State, appeared in 19 games and totaled 687 pass attempts, 374 completions, 4,779 passing yards, 29 touchdowns and 20 interceptions...at Tennessee, played in 10 total games and completed 72-of-143 passes for 982 yards, five touchdowns and four interceptions...**as a senior (2011)**, started all 11 games for Tarleton State...in his second season with the Texans, completed 242 of 429 passes for 3,005 yards, 20 touchdowns and eight interceptions...**as a junior (2010)**, transferred to Tarleton State and was named honorable mention All-Conference...completed 132 of 258 passes for 1,774 yards, nine touchdowns and 12 interceptions in eight games...also rushed 42 times for 181 yards and one touchdown...missed three games because of injury...**as a sophomore (2009)**, appeared in three games as a backup to Jonathan Crompton...completed nine-of-13 passes for 142 yards, one touchdown and one interception...**as a redshirt sophomore (2008)**, started six of seven games played at Tennessee...completed 63-of-130 passes for 840 yards, four touchdowns and three interceptions...began the season by attempting 106 consecutive passes without an interception, the best start to a UT career and tied for fifth-best on Tennessee's all-time...majored in political science...**high school/personal**: attended Flower Mound (Texas) High School for two years after beginning his high school career at Marcus (Flower Mound, Texas) High School...named All-District and second-team All-Region at Flower Mound...as a senior, set his high school single-season passing records for yards (2,602), touchdowns (24), attempts (353) and completions (192), along with total touchdowns (26)...sat out junior campaign as a transfer...also played basketball at Marcus...born May 19, 1987.



## #67 WILLIAM VLACHOS Center • 6-1 • 300 • Alabama

Signed by the Titans as an undrafted free agent on May 4, 2012...played in 49 career games, including 40 consecutive starts at center...blocked for 27 100-yard rushers in his career...**as a senior (2011)**, started every game and was a finalist for the Rimington Award for the nation's top center...named second-team All-American by Walter Camp, as well as first-team All-SEC by league coaches and *Associated Press*...helped Crimson Tide record 11 individual 100-yard rushing games...two-time SEC Offensive Lineman of the Week (Florida and Auburn)...**as a junior (2010)**, started all 13 games and was a member of the Rimington Trophy Watch List...named second-team All-SEC choice by league coaches...anchored offensive line that provided time for the nation's No. 4 quarterback in passing efficiency (Greg McElroy)...**as a sophomore (2009)**, helped the Tide compile 215.1 rushing yards per game (12th in the nation)...blocked for Heisman Trophy winner Mark Ingram, who ranked 11th nationally with 118.4 rushing yards per game...**as a redshirt freshman (2008)**, saw action in seven games as a reserve offensive lineman...**as a true freshman (2007)**, appeared in the season opener and then received a medical redshirt after missing the rest of the season due to injury...graduated in May 2011 with a degree in economics...**high school/personal**: attended Mountain Brook (Alabama) High School...named Alabama Class 6A All-State and Super All-State by the *Birmingham News*...also named All-Metro by the *Birmingham News*...rated as the No. 9 center nationally by Rivals.com...rated No. 15 by the *Mobile (Ala.) Press-Register* Elite 18 players in Alabama...moved from Greece to the United States when he was 1...last name pronounced "VLAY-hohs"...born William Constantine Vlahos on May 26, 1988 in Athens, Greece.



## #46 ALEX WATKINS Linebacker • 6-2 • 242 • Alabama

Signed by the Titans as an undrafted free agent on May 3, 2012...played in 29 career games at Alabama with one start...totaled 34 career tackles with 4.5 tackles for loss, 2.5 sacks and one forced fumble...also saw extensive action on special teams...**as a senior (2011)**, played in all 13 games with one start and tallied 17 tackles...broke his arm against Tennessee...**as a junior (2010)**, played in 12 games and totaled 16 tackles and 2.5 sacks...**as a sophomore (2009)**, appeared in three games on special teams and as a backup strong-side linebacker...recorded one assisted tackle on the season...**as a redshirt freshman (2008)**, did not play in a game...redshirted in 2007...**high school/personal**: at Haywood (Brownsville, Tenn.) High School, was rated the No. 5 defensive end in the nation by Rivals.com and the No. 3 prospect in the state of Tennessee by Rivals.com...recorded 186 tackles and 25 sacks during his junior and senior seasons...as a senior, logged 116 tackles and nine sacks...as a junior, he had 70 tackles and 16 sacks...also excelled in track and ran the 100 meters in 11.2 seconds...born Sept. 17, 1989.





## #12 D.J. WOODS

Wide Receiver • 5-11 • 180 • Cincinnati

Signed by the Titans as an undrafted free agent on May 3, 2012...during a four-year career at Cincinnati, appeared in 51 games with 35 starts...totaled 159 receptions for 2,156 yards (13.6 avg.) and 14 touchdowns...also returned 45 punts for 375 yards and 33 kickoffs for 751 yards...**as a senior (2011)**, started 13 games at slot receiver while also seeing time at outside receiver...caught 37 passes for 450 yards and two touchdowns...added 11 punt returns for 71 yards...**as a junior (2010)**, named second-team All-Big East after catching 57 passes for 898 yards and eight touchdowns...added two rushing touchdowns...also served as UC's primary punt and kick returner...totaled 87 rushing yards, 898 receiving yards, 146 punt return yards and 728 kick return yards for 1,859 all-purpose yards...his 10 total touchdowns tied for fourth in the conference...led the Big East in all-purpose yards, averaging 154.9 per game...ranked third in the conference in receptions per game (4.8), second in receiving yards per game (74.8), sixth in punt return average (7.7) and seventh in kickoff return average (22.8)...**as a sophomore (2009)**, started 12 of 13 games at slot receiver and tallied 51 receptions for 540 yards and four touchdowns...also returned three punts for 45 yards with a long return of 27 yards...**as a freshman (2008)**, played in all 14 games and made 14 catches for 168 yards...added 12 punt returns for 113 yards, including a long of 40 yards...majored in criminal justice...**high school/personal:** attended Strongsville (Ohio) High School, where he was a three-year letterwinner at wide receiver and defensive back...amassed 153 receptions for 1,797 yards and 18 touchdowns for his career...as a senior, recognized on the 2007 *Associated Press* Division I All-Ohio second team after catching 38 passes...collected 35 receptions for 750 yards and eight touchdowns as a junior...two-time All-Pioneer Conference first-team selection and two-time All-Northeast District first-team selection...born Derrick L. Woods, Jr. on Nov. 29, 1989.





# TENNESSEE TITANS

**2011 REVIEW**

## 2011–2012 TITANS TRANSACTIONS

<b>2011</b>		
<b>January 4</b>	Signed <b>RB HERB DONALDSON, G RYAN DURAND, DE PANNEL EGBOH, TE RYAN GEER, G JEFF HANSEN, CB CHRIS HAWKINS</b> and <b>S MYRON ROLLE</b> to future contracts	<b>July 31</b> free agent <b>CB LEQUAN LEWIS</b>
<b>January 7</b>	Signed <b>LS JAKE INGRAM, LB KEVIN MALAST</b> and <b>QB BRETT RATLIFF</b> to future contracts	<b>August 1</b> Signed unrestricted free agents <b>TE DANIEL GRAHAM, G LEROY HARRIS</b> and <b>LB BARRETT RUUD</b>
<b>January 12</b>	Signed <b>WR YAMON FIGURS</b> and <b>RB JOE TRONZO</b> to future contracts	<b>August 2</b> Signed unrestricted free agents <b>DE DAVE BALL</b> and <b>FB AHMARD HALL</b>
<b>January 20</b>	Defensive line coach <b>JIM WASHBURN</b> leaves to become defensive line coach with the Philadelphia Eagles	<b>August 4</b> Placed <b>CB RYAN MOUTON</b> on injured reserve; waived injured <b>WR O.J. MURDOCK</b> ; signed unrestricted free agent <b>CB FRANK WALKER</b>
<b>January 21</b>	Fired defensive coordinator <b>CHUCK CECIL</b> ; running backs coach <b>CRAIG JOHNSON</b> leaves to become quarterbacks coach with the Minnesota Vikings	<b>August 5</b> Signed unrestricted free agent <b>S JORDAN BABINEAUX</b>
<b>January 28</b>	Organization and head coach <b>JEFF FISHER</b> agree to part ways	<b>August 6</b> Waived <b>G ANQUEZ JACKSON</b>
<b>February 1</b>	Wide receivers coach <b>FRED GRAVES</b> leaves to become wide receivers coach with the Carolina Panthers	<b>August 8</b> Signed unrestricted free agent <b>T PAT McQUISTAN</b>
<b>February 7</b>	Named <b>MIKE MUNCHAK</b> the 16th head coach in franchise history	<b>August 9</b> Signed unrestricted free agent <b>S ANTHONY SMITH</b>
<b>February 8</b>	Fired offensive coordinator <b>MIKE HEIMERDINGER</b> , defensive assistant/quality control coach <b>RAYNA STEWART</b> and offensive quality control coach <b>RICHIE WESSMAN</b>	<b>August 16</b> Signed free agent <b>T ADAM TERRY</b>
<b>February 9</b>	Hired <b>BRUCE MATTHEWS</b> as offensive line coach	<b>August 18</b> Waived <b>LS JAKE INGRAM</b> ; signed free agent <b>RB KESTAHN MOORE</b>
<b>February 12</b>	Hired <b>JERRY GRAY</b> as defensive coordinator	<b>August 26</b> Waived <b>WR JOSEPH HILLS</b> ; signed free agent <b>WR KEVIN CURTIS</b>
<b>February 15</b>	Hired <b>CHRIS PALMER</b> as offensive coordinator	<b>August 29</b> Terminated vested veterans <b>DT JOVAN HAYE</b> and <b>QB BRETT RATLIFF</b> ; waived <b>LB JONATHAN CORNELL, P CHAD CUNNINGHAM, FB PATRICK HILL, LB KEVIN MALAST, S NICK SCHOMMER, WR OWEN SPENCER, LS/LB JOHN STOKES</b> ; placed <b>RB CHRIS JOHNSON</b> on reserve/did not report
<b>February 16</b>	Hired <b>TRACY ROCKER</b> as defensive line coach	<b>September 2</b> Terminated vested veteran <b>T PAT McQUISTAN</b> ; waived <b>LB RENNIE CURRAN, DE HALL DAVIS, RB HERB DONALDSON, TE RYAN GEER, TE CAMERON GRAHAM, G THOMAS GRAY, DE JULIAN HARTSELL, RB STAFON JOHNSON, WR JAMES KIRKENDOLL, CB LEQUAN LEWIS, RB KESTAHN MOORE, WR MICHAEL PRESTON, S MYRON ROLLE</b> and <b>FB JOE TRONZO</b> ; activated <b>RB CHRIS JOHNSON</b> from the reserve/did not report list
<b>February 17</b>	Hired <b>FRANK BUSH</b> as linebackers coach; <b>DAVE MCGINNIS</b> moved to senior assistant coach	<b>September 3</b> Traded a future conditional draft choice to the Green Bay Packers for <b>FB QUINN JOHNSON</b> ; terminated vested veteran <b>DE JACOB FORD</b> with an injury settlement; terminated vested veterans <b>S VINCENT FULLER, WR JUSTIN GAGE</b> and <b>CB FRANK WALKER</b> ; waived <b>G RYAN DURAND, DE PANNEL EGBOH</b> and <b>S ROBERT JOHNSON</b> ; waived injured <b>WR YAMON FIGURS</b> and <b>CB PETE ITTERSAGEN</b> ; placed <b>WR KEVIN CURTIS</b> and <b>T ADAM TERRY</b> on injured reserve
<b>February 18</b>	Hired <b>JIM SKIPPER</b> as running backs coach	<b>September 4</b> Signed <b>RB HERB DONALDSON, G RYAN DURAND, DE PANNEL EGBOH, TE CAMERON GRAHAM, S ROBERT JOHNSON, WR JAMES KIRKENDOLL</b> and <b>WR MICHAEL PRESTON</b> to the practice squad
<b>February 22</b>	Hired <b>CHET PARLAVECCHIO</b> as assistant special teams coach, <b>DAVE RAGONE</b> as wide receivers coach, <b>ARTHUR SMITH</b> as defensive assistant/quality control and <b>ART VALERO</b> as assistant offensive line coach; fired assistant special teams coach <b>MARTY GALBRAITH</b> and assistant secondary coach <b>TIM HAUCK</b>	<b>September 6</b> Terminated vested veteran <b>T ADAM TERRY</b> from reserve/injured with an injury settlement
<b>March 4</b>	Hired <b>CURTIS FULLER</b> as assistant secondary coach and <b>CHARLES LONDON</b> as offensive assistant/quality control	<b>September 10</b> Lifted the roster exemption for <b>RB CHRIS JOHNSON</b> ; waived <b>T TROY KROPOG</b>
<b>April 28</b>	Drafted <b>QB JAKE LOCKER</b> (first round, eighth overall)	<b>September 12</b> Terminated vested veteran <b>WR KEVIN CURTIS</b> from reserve/injured with an injury settlement; waived <b>CB PETE ITTERSAGEN</b> from reserve/injured with an injury settlement
<b>April 29</b>	Drafted <b>LB AKEEM AYERS</b> (second round, 39th overall) and <b>DT JURRELL CASEY</b> (third round, 77th overall)	<b>September 14</b> Signed <b>T TROY KROPOG</b> to the practice squad
<b>April 30</b>	Drafted <b>LB COLIN McCARTHY</b> (fourth round, 109th overall), <b>RB JAMIE HARPER</b> (fourth round, 130th overall), <b>DL KARL KLUG</b> (fifth round, 142nd overall), <b>T BYRON STINGILY</b> (sixth round, 175th overall), <b>DT ZACH CLAYTON</b> (seventh round, 212nd overall) and <b>DB TOMMIE CAMPBELL</b> (seventh round, 251st overall)	<b>September 15</b> Waived <b>WR YAMON FIGURS</b> from reserve/injured with an injury settlement
<b>July 28</b>	Terminated vested veterans <b>DT TONY BROWN</b> (failed physical) and <b>QB VINCE YOUNG</b> ; waived <b>DT KAREEM BROWN, DE MARCUS HOWARD</b> and <b>RB DOMINIQUE LINDSAY</b> ; placed <b>G JEFF HANSEN</b> on the reserve/retired list; signed the following undrafted free agents: <b>LB JONATHAN CORNELL, P CHAD CUNNINGHAM, TE CAMERON GRAHAM, G THOMAS GRAY, FB PATRICK HILL, WR JOSEPH HILLS, DE JULIAN HARTSELL, G ANQUEZ JACKSON, WR JAMES KIRKENDOLL, WR O.J. MURDOCK, WR MICHAEL PRESTON, WR OWEN SPENCER</b> and <b>LS/LB JOHN STOKES</b>	<b>September 28</b> Placed <b>WR KENNY BRITT</b> on injured reserve; signed free agent <b>WR DONNIE AVERY</b>
<b>July 29</b>	Signed unrestricted free agents <b>QB MATT HASSELBECK</b> and <b>DT SHAUN SMITH</b> ; signed restricted free agent <b>LB PATRICK BAILEY, T MIKE OTTO</b> and <b>LB TIM SHAW</b> ; signed first-round choice <b>QB JAKE LOCKER</b> , second-round choice <b>LB AKEEM AYERS</b> , third-round choice <b>DT JURRELL CASEY</b> , fourth-round choice <b>LB COLIN McCARTHY</b> , fourth-round choice <b>RB JAMIE HARPER</b> , fifth-round choice <b>DL KARL KLUG</b> , sixth-round choice <b>T BYRON STINGILY</b> , seventh-round choice <b>DT ZACH CLAYTON</b> and seventh-round choice <b>DB TOMMIE CAMPBELL</b> ; signed undrafted	<b>October 3</b> Activated <b>FB AHMARD HALL</b> from the reserve/suspended list
		<b>October 7</b> Lifted the roster exemption for <b>FB AHMARD HALL</b> ; waived <b>FB QUINN JOHNSON</b>
		<b>December 13</b> Placed <b>LB BARRETT RUUD</b> on injured reserve; signed <b>LB KEVIN MALAST</b> as a free agent from the Jacksonville Jaguars' practice squad
		<b>December 14</b> Placed <b>S ANTHONY SMITH</b> on injured reserve; signed <b>S ROBERT JOHNSON</b> to the active roster from the practice squad; signed <b>CB TERRENCE WHEATLEY</b> to the practice

## 2011–2012 TITANS TRANSACTIONS

	squad		
<b>December 19</b>	Placed <b>RB JAVON RINGER</b> on injured reserve; claimed <b>FB QUINN JOHNSON</b> off waivers from the Denver Broncos	<b>May 21</b>	Signed second-round choice <b>LB ZACH BROWN</b> and sixth-round choice <b>S MARKELLE MARTIN</b>
<b>2012</b>		<b>May 23</b>	Signed seventh-round choice <b>DE SCOTT SOLOMON</b>
<b>January 2</b>	Signed <b>G RYAN DURAND</b> , <b>DE PANNEL EGBOH</b> , <b>TE CAMERON GRAHAM</b> , <b>WR JAMES KIRKENDOLL</b> , <b>T/G TROY KROPOG</b> , <b>WR MICHAEL PRESTON</b> and <b>CB TERRENCE WHEATLEY</b> to future contracts	<b>May 24</b>	Signed fifth-round choice <b>TE TAYLOR THOMPSON</b>
<b>January 3</b>	Signed <b>RB HERB DONALDSON</b> to a future contract	<b>June 4</b>	Signed free agent <b>G KYLE DeVAN</b> ; waived <b>RB DARRYL WHITING</b>
<b>January 4</b>	Fired secondary coach <b>MARCUS ROBERTSON</b> and assistant secondary coach <b>CURTIS FULLER</b>	<b>June 12</b>	Terminated vested veteran <b>TE DANIEL GRAHAM</b>
<b>January 5</b>	Signed <b>S AL AFALAVA</b> , <b>LS JAKE INGRAM</b> and <b>G DUKE ROBINSON</b> to future contracts	<b>June 13</b>	Signed free agent <b>C JON COOPER</b>
<b>January 6</b>	Signed <b>DE KEYUNTA DAWSON</b> and <b>RB DARIUS REYNAUD</b> to future contracts	<b>June 19</b>	Signed Franchise Player <b>S MICHAEL GRIFFIN</b> to a long-term contract
<b>January 10</b>	Signed <b>FB WILL TA'UFO'OU</b> and <b>LB LAWRENCE WILSON</b> to future contracts	<b>June 21</b>	Waived <b>LS JAKE INGRAM</b> and <b>CB GARY WILBURN</b>
<b>January 16</b>	Hired <b>BRETT MAXIE</b> as secondary coach		
<b>January 18</b>	Elevated <b>MIKE REINFELDT</b> to senior executive vice president/chief operating officer and <b>RUSTON WEBSTER</b> to executive vice president/general manager; promoted <b>LAKE DAWSON</b> to vice president of player personnel		
<b>January 23</b>	Hired <b>STEVE BROWN</b> as assistant secondary coach and <b>KEITH MILLARD</b> as defensive assistant/pass rush specialist		
<b>January 31</b>	Hired <b>NATE KACZOR</b> as assistant offensive line coach		
<b>February 10</b>	Hired <b>JONATHAN GANNON</b> as defensive assistant/quality control; <b>ARTHUR SMITH</b> becomes new offensive assistant/quality control		
<b>February 14</b>	Signed free agent <b>DT LAMAR DIVENS</b>		
<b>March 5</b>	Designated <b>S MICHAEL GRIFFIN</b> as the Franchise Player		
<b>March 16</b>	Re-signed unrestricted free agent <b>S JORDAN BABINEAUX</b>		
<b>March 19</b>	Signed free agent <b>G STEVE HUTCHINSON</b>		
<b>March 20</b>	Signed free agent <b>DE KAMERION WIMBLEY</b>		
<b>April 2</b>	Re-signed unrestricted free agent <b>LB TIM SHAW</b>		
<b>April 5</b>	Signed free agent <b>DE LEGER DOUZABLE</b>		
<b>April 16</b>	Re-signed unrestricted free agent <b>DE DAVE BALL</b>		
<b>April 19</b>	Waived <b>G DUKE ROBINSON</b>		
<b>April 26</b>	Drafted <b>WR KENDALL WRIGHT</b> (first round, 20th overall)		
<b>April 27</b>	Drafted <b>LB ZACH BROWN</b> (second round, 52nd overall) and <b>DT MIKE MARTIN</b> (third round, 82nd overall)		
<b>April 28</b>	Drafted <b>CB COTY SENSABAUGH</b> (fourth round, 115th overall); Traded fifth-round selection (155th overall) and seventh-round selection (227th overall) to the Miami Dolphins for their fifth-round selection (145th overall); Drafted <b>TE TAYLOR THOMPSON</b> (fifth round, 145th overall) and <b>S MARKELLE MARTIN</b> (sixth round, 190th overall); Traded 2013 sixth-round selection to the Minnesota Vikings for their seventh-round selection (211th overall); Drafted <b>DE SCOTT SOLOMON</b> (seventh round, 211th overall)		
<b>May 1</b>	Waived <b>FB WILL TA'UFO'OU</b> and <b>LB LAWRENCE WILSON</b> ; signed free agents <b>LB ZAC DILES</b> and <b>FB COLLIN MOONEY</b>		
<b>May 3</b>	Signed the following undrafted free agents: <b>WR DEVIN AGUILAR</b> , <b>TE BRANDON BARDEN</b> , <b>P/K WILL BATSON</b> , <b>G/T GEORGE BIAS</b> , <b>G CHANDLER BURDEN</b> , <b>WR CHASE DEADDER</b> , <b>WR LaQUINTON EVANS</b> , <b>LB ALEX WATKINS</b> , <b>RB DARRYL WHITING</b> , <b>CB GARY WILBURN</b> and <b>WR D.J. WOODS</b>		
<b>May 4</b>	Signed the following undrafted free agents: <b>LS/TE BEAU BRINKLEY</b> , <b>QB NICK STEPHENS</b> and <b>C WILLIAM VLACHOS</b>		
<b>May 8</b>	Signed the following undrafted free agents: <b>DT DaJOHN HARRIS</b> and <b>S CHRISTIAN SCOTT</b>		
<b>May 15</b>	Signed fourth-round choice <b>CB COTY SENSABAUGH</b>		
<b>May 17</b>	Signed third-round choice <b>DT MIKE MARTIN</b>		

## TITANS 2011 PARTICIPATION CHART

Player	9/11	9/18	9/25	10/2	10/9	10/23	10/30	11/6	11/13	11/20	11/27	12/4	12/11	12/18	12/24	1/1	Season Totals			
	@Jax	Bal	Den	@Cle	@Pit	Hou	Ind	Cin	@Car	@Atl	TB	@Buf	NO	@Ind	Jax	@Hou	GP	GS	DNP	IA
Amano, Eugene	C	C	C	C	C	C	C	C	C	C	C	C	C	C	C	C	16	16	0	0
Amato, Ken	P	P	P	P	P	P	P	P	P	P	P	P	P	P	P	P	16	0	0	0
Avery, Donnie	X	X	X	P	P	P	P	P	P	IA	IA	IA	DNP	IA	P	P	8	0	1	4
Ayers, Akeem	SLB	SLB	SLB	SLB	SLB	SLB	SLB	SLB	SLB	SLB	SLB	SLB	SLB	SLB	SLB	SLB	16	16	0	0
Babineaux, Jordan	P	SS	SS	P	SS	SS	SS	SS	SS	SS	SS	SS	SS	SS	SS	SS	16	14	0	0
Bailey, Patrick	P	P	P	P	P	P	P	P	P	P	P	P	IA	P	P	P	15	0	0	1
Ball, Dave	DE	DE	DE	DE	DE	DE	DE	P	IA	IA	P	P	P	P	P	DE	14	8	0	2
Bironas, Rob	P	P	P	P	P	P	P	P	P	P	P	P	P	P	P	P	16	0	0	0
Britt, Kenny	WR	WR	WR	IR	IR	IR	IR	IR	IR	IR	IR	IR	IR	IR	IR	IR	3	3	0	0
Campbell, Tommie	P	P	P	P	P	P	P	P	P	P	P	IA	P	P	P	P	15	0	0	1
Casey, Jurrell	DT	DT	DT	DT	DT	DT	DT	DT	DT	P	DT	DT	DT	DT	DT	DT	16	15	0	0
Clayton, Zach	P	P	IA	IA	IA	IA	IA	IA	IA	IA	IA	IA	IA	IA	IA	P	3	0	0	13
Cook, Jared	TE	P	P	P	P	P	P	P	P	P	TE	P	TE	P	TE	TE	16	5	0	0
Curtis, Kevin	IR	X	X	X	X	X	X	X	X	X	X	X	X	X	X	X	0	0	0	0
Donaldson, Herb	PS	PS	PS	PS	PS	PS	PS	PS	PS	PS	PS	PS	PS	PS	PS	PS	0	0	0	0
Durand, Ryan	PS	PS	PS	PS	PS	PS	PS	PS	PS	PS	PS	PS	PS	PS	PS	PS	0	0	0	0
Egboh, Pannel	PS	PS	PS	PS	PS	PS	PS	PS	PS	PS	PS	PS	PS	PS	PS	PS	0	0	0	0
Finnegan, Cortland	CB	CB	CB	CB	CB	CB	CB	CB	CB	CB	CB	CB	CB	CB	CB	CB	16	16	0	0
Graham, Cameron	PS	PS	PS	PS	PS	PS	PS	PS	PS	PS	PS	PS	PS	PS	PS	PS	0	0	0	0
Graham, Daniel	P	P	TE	TE	TE	TE	TE	P	P	TE	P	P	P	TE	P	P	16	7	0	0
Griffin, Michael	FS	FS	FS	FS	FS	FS	FS	FS	FS	FS	FS	FS	FS	FS	FS	FS	16	16	0	0
Hall, Ahmard	SUS	SUS	SUS	SUS	FB	FB	FB	FB	FB	FB	P	FB	P	P	P	P	12	7	0	0
Harper, Jamie	P	DNP	P	P	P	P	P	P	P	P	IA	DNP	P	P	P	P	13	0	2	1
Harris, Leroy	LG	LG	LG	LG	LG	LG	LG	LG	LG	LG	LG	LG	LG	LG	LG	LG	16	16	0	0
Hasselbeck, Matt	QB	QB	QB	QB	QB	QB	QB	QB	QB	QB	QB	QB	QB	QB	QB	QB	16	16	0	0
Hawkins, Chris	IA	IA	IA	IA	IA	P	P	P	IA	IA	P	P	P	P	P	P	9	0	0	7
Hawkins, Lavelle	P	P	P	P	P	P	P	P	P	P	P	P	P	P	WR	WR	16	2	0	0
Hayes, William	DE	IA	P	P	P	IA	IA	IA	P	P	P	P	P	IA	IA	P	10	1	0	6
Hope, Chris	SS	IA	IA	SS	IA	IA	IA	IA	P	P	P	P	P	P	P	P	10	2	0	6
Johnson, Chris	RB	RB	RB	RB	RB	RB	RB	RB	RB	RB	RB	RB	RB	RB	RB	RB	16	16	0	0
Johnson, Quinn	P	FB	P	P	X	X	X	X	X	X	X	X	X	X	IA	IA	4	1	0	2
Johnson, Robert	PS	PS	PS	PS	PS	PS	PS	PS	PS	PS	PS	PS	PS	P	P	P	3	0	0	0
Jones, Jason	IA	DE	DE	DE	DE	DE	P	DE	DE	DE	DE	DE	DE	DE	DE	IA	14	13	0	2
Kern, Brett	P	P	P	P	P	P	P	P	P	P	P	P	P	P	P	P	16	0	0	0
Kirkendoll, James	PS	PS	PS	PS	PS	PS	PS	PS	PS	PS	PS	PS	PS	PS	PS	PS	0	0	0	0
Klug, Karl	P	P	P	P	P	P	P	P	P	DT	P	P	P	P	P	P	16	1	0	0
Kropog, Troy	PS	PS	PS	PS	PS	PS	PS	PS	PS	PS	PS	PS	PS	PS	PS	PS	0	0	0	0
Locker, Jake	DNP	DNP	DNP	P	DNP	P	DNP	DNP	DNP	P	DNP	DNP	P	P	DNP	DNP	5	0	11	0
Malast, Kevin	X	X	X	X	X	X	X	X	X	X	X	X	X	P	P	P	3	0	0	0
Mariani, Marc	P	P	P	P	P	P	P	P	P	P	P	P	P	P	P	P	16	0	0	0
Marks, Sen'Derrick	P	P	P	P	P	P	DT	DT	DT	P	DT	DT	DT	DT	DT	DT	16	9	0	0
Matthews, Kevin	IA	IA	IA	IA	IA	IA	DNP	IA	IA	IA	IA	IA	IA	IA	IA	IA	0	0	1	15
McCarthy, Colin	P	P	P	P	P	IA	IA	IA	MLB	P	MLB	MLB	MLB	MLB	MLB	MLB	13	7	0	3
McCourty, Jason	CB	CB	CB	CB	CB	CB	CB	CB	CB	CB	CB	CB	CB	CB	CB	CB	15	15	0	1
McRath, Gerald	P	P	P	IA	P	P	P	P	P	P	P	P	P	IA	IA	IA	12	0	0	4
Morgan, Derrick	IA	P	P	P	P	P	DE	DE	DE	DE	DE	DE	DE	DE	DE	DE	15	10	0	1
Mouton, Ryan	IR	IR	IR	IR	IR	IR	IR	IR	IR	IR	IR	IR	IR	IR	IR	IR	0	0	0	0
Murdock, O.J.	IR	IR	IR	IR	IR	IR	IR	IR	IR	IR	IR	IR	IR	IR	IR	IR	0	0	0	0
Otto, Mike	P	P	P	P	P	P	P	P	P	P	RT	DNP	P	P	P	P	15	1	1	0
Preston, Michael	PS	PS	PS	PS	PS	PS	PS	PS	PS	PS	PS	PS	PS	PS	PS	PS	0	0	0	0
Ringer, Javon	IA	P	P	P	P	P	P	P	P	P	P	P	P	IA	IR	IR	12	0	0	2
Roos, Michael	LT	LT	LT	LT	LT	LT	LT	LT	LT	LT	LT	LT	LT	LT	LT	LT	16	16	0	0
Ruud, Barrett	MLB	MLB	MLB	MLB	MLB	MLB	MLB	MLB	IA	MLB	IA	IA	IA	IR	IR	IR	9	9	0	4
Scott, Jake	RG	RG	RG	RG	RG	RG	RG	RG	RG	RG	RG	RG	RG	RG	RG	RG	16	16	0	0
Shaw, Tim	P	P	P	P	P	P	P	P	P	P	P	P	P	P	P	P	16	0	0	0
Sheppard, Malcolm	P	P	IA	IA	IA	P	P	P	P	DT	P	P	P	P	P	P	13	1	0	3
Smith, Anthony	P	P	P	P	P	P	P	P	P	P	P	P	P	IR	IR	IR	13	0	0	0
Smith, Rusty	IA	IA	IA	IA	IA	IA	IA	IA	IA	IA	IA	IA	IA	DNP	IA	IA	0	0	1	15
Smith, Shaun	DT	DT	DT	DT	DT	DT	P	P	P	P	P	P	P	P	P	IA	15	6	0	1
Stevens, Craig	TE	TE	TE	TE	P	P	IA	TE	TE	TE	TE	TE	TE	TE	P	P	15	11	0	1
Stewart, David	RT	RT	RT	RT	RT	RT	RT	RT	RT	RT	IA	RT	RT	RT	RT	RT	15	15	0	1
Stingily, Byron	IA	IA	IA	IA	IA	IA	IA	IA	IA	IA	DNP	IA	IA	IA	IA	IA	0	0	1	15
Velasco, Fernando	P	P	P	P	P	P	P	P	P	P	P	P	P	P	P	P	16	0	0	0
Verner, Alterraun	P	P	P	P	P	P	P	P	P	DB	P	DB	CB	P	P	P	16	3	0	0
Washington, Nate	WR	WR	WR	WR	WR	WR	WR	WR	WR	P	WR	WR	WR	WR	WR	WR	16	15	0	0
Wheatley, Terrence	X	X	X	X	X	X	X	X	X	X	X	X	X	PS	PS	PS	0	0	0	0
Williams, Damian	P	IA	P	WR	WR	WR	WR	WR	WR	WR	WR	WR	WR	WR	WR	WR	15	13	0	1
Witherspoon, Will	WLB	WLB	WLB	WLB	WLB	WLB	WLB	WLB	WLB	P	WLB	P	WLB	WLB	WLB	WLB	16	14	0	0

Starters indicated by position (QB, RB, MLB, etc.); P = played but did not start; DNP = active but did not play; IA = inactive for game; PS = practice squad; PS-I = practice squad injured reserve; X = not on roster; IR = injured reserve; SUS = reserve/suspended; NFI = non-football injury; PUP = physically unable to perform

## 2011 TITANS REGULAR SEASON STATISTICS

**Won 9, Lost 7**

Date	W-L	Score	OT	Opponent	Attendance
09/11	L	14-16		at Jacksonville	61,619
09/18	W	26-13		Baltimore	69,143*
09/25	W	17-14		Denver	69,143*
10/02	W	31-13		at Cleveland	66,240*
10/09	L	17-38		at Pittsburgh	63,875*
10/23	L	7-41		Houston	69,143*
10/30	W	27-10		Indianapolis	69,143*
11/06	L	17-24		Cincinnati	69,143*
11/13	W	30-3		at Carolina	72,409*
11/20	L	17-23		at Atlanta	68,164*
11/27	W	23-17		Tampa Bay	69,143*
12/04	W	23-17		at Buffalo	56,463
12/11	L	17-22		New Orleans	69,143*
12/18	L	13-27		at Indianapolis	64,271*
12/24	W	23-17		Jacksonville	69,143*
01/01	W	23-22		at Houston	71,512*

\* Sellout

Statistic	Tenn.	Opp.
<b>Total First Downs</b>	<b>281</b>	<b>324</b>
Rushing	71	111
Passing	185	187
Penalty	25	26
<b>3rd Down: Made/Att</b>	<b>80/218</b>	<b>96/236</b>
<b>3rd Down Pct.</b>	<b>36.7</b>	<b>40.7</b>
<b>4th Down: Made/Att</b>	<b>10/14</b>	<b>8/20</b>
<b>4th Down Pct.</b>	<b>71.4</b>	<b>40.0</b>
<b>Possession Avg.</b>	<b>27:52</b>	<b>32:08</b>
<b>Total Net Yards</b>	<b>5361</b>	<b>5682</b>
Avg. Per Game	335.1	355.1
Total Plays	984	1080
Avg. Per Play	5.4	5.3
<b>Net Yards Rushing</b>	<b>1438</b>	<b>2053</b>
Avg. Per Game	89.9	128.3
Total Rushes	376	461
<b>Net Yards Passing</b>	<b>3923</b>	<b>3629</b>
Avg. Per Game	245.2	226.8
Sacked/Yards Lost	24/190	28/180
Gross Yards	4113	3809
Att./Completions	584/353	591/369
Completion Pct.	60.4	62.4
Had Intercepted	14	11
<b>Punts/Average</b>	<b>86/43.6</b>	<b>83/43.7</b>
<b>Net Punting Avg.</b>	<b>86/39.4</b>	<b>83/36.4</b>
<b>Penalties/Yards</b>	<b>104/960</b>	<b>99/812</b>
<b>Fumbles/Ball Lost</b>	<b>17/8</b>	<b>20/12</b>
<b>Touchdowns</b>	<b>34</b>	<b>34</b>
Rushing	8	10
Passing	22	21
Returns	4	3

Score By Periods	Q1	Q2	Q3	Q4	OT	PTS
<b>Team</b>	57	110	67	91	0	325
<b>Opponents</b>	64	79	74	100	0	317

Scoring	TD	Rush	Rec	Ret	K-PAT	FG	S	PTS
Bironas	0	0	0	0	34/34	29/32	0	121
Washington	8	1	7	0			0	48
Williams	5	0	5	0			0	30
C. Johnson	4	4	0	0			0	24
Britt	3	0	3	0			0	18
Cook	3	0	3	0			0	18
Avery	1	0	1	0			0	6
Babineaux	1	0	0	1a			0	6
Campbell	1	0	0	1d			0	6
D. Graham	1	0	1	0			0	6
Harper	1	1	0	0			0	6
L. Hawkins	1	0	1	0			0	6
Locker	1	1	0	0			0	6
Mariani	1	0	0	1c			0	6
McCourty	1	0	0	1b			0	6
Ringer	1	1	0	0			0	6
Stevens	1	0	1	0			0	6
<b>Team</b>	<b>34</b>	<b>8</b>	<b>22</b>	<b>4</b>	<b>34/34</b>	<b>29/32</b>	<b>0</b>	<b>325</b>
<b>Opponents</b>	<b>34</b>	<b>10</b>	<b>21</b>	<b>3</b>	<b>32/32</b>	<b>27/28</b>	<b>0</b>	<b>317</b>

**2-Pt Conv:** TM 0-0, OPP 0-2

a - 97-yard interception return at Cleveland, 10/2; b - recovered blocked punt in end zone vs. Indianapolis, 10/30; c - 79-yard punt return at Carolina, 11/13; d - 84-yard kickoff return on reverse, 11/27.

Passing	Att	Cmp	Yds	Cmp%	Yds/Att	TD	TD%	Int	Int%	Long	Sack/Lost	Rating
Hasselbeck	518	319	3571	61.6	6.89	18	3.5	14	2.7	80t	19/153	82.4
Locker	66	34	542	51.5	8.21	4	6.1	0	0.0	54	5/37	99.4
<b>Team</b>	<b>584</b>	<b>353</b>	<b>4113</b>	<b>60.4</b>	<b>7.04</b>	<b>22</b>	<b>3.8</b>	<b>14</b>	<b>2.4</b>	<b>80t</b>	<b>24/190</b>	<b>84.4</b>
<b>Opponents</b>	<b>591</b>	<b>369</b>	<b>3809</b>	<b>62.4</b>	<b>6.45</b>	<b>21</b>	<b>3.6</b>	<b>11</b>	<b>1.9</b>	<b>78t</b>	<b>28/180</b>	<b>85.1</b>

Rushing	No.	Yds	Avg	Long	TD
C. Johnson	262	1047	4.0	48t	4
Ringer	59	185	3.1	25	1
Locker	8	56	7.0	17	1
Hasselbeck	20	52	2.6	21	0
Harper	17	44	2.6	12	1
Hall	6	24	4.0	12	0
Kern	1	21	21.0	21	0
Washington	2	5	2.5	3t	1
Mariani	1	4	4.0	4	0
<b>Team</b>	<b>376</b>	<b>1438</b>	<b>3.8</b>	<b>48t</b>	<b>8</b>
<b>Opponents</b>	<b>461</b>	<b>2053</b>	<b>4.5</b>	<b>80t</b>	<b>10</b>

Receiving	No.	Yds	Avg	Long	TD
Washington	74	1023	13.8	57	7
C. Johnson	57	418	7.3	34	0
Cook	49	759	15.5	80t	3
L. Hawkins	47	470	10.0	32	1
Williams	45	592	13.2	54	5
Ringer	28	187	6.7	18	0
Britt	17	289	17.0	80t	3
Stevens	9	166	18.4	58	1
Hall	9	46	5.1	10	0
Mariani	5	24	4.8	6	0
Harper	4	32	8.0	21	0
Avery	3	45	15.0	23	1
Q. Johnson LG	3	30	10.0	13	0
Q. Johnson TM	3	30	10.0	13	0
D. Graham	2	25	12.5	21	1
Amano	1	7	7.0	7	0
<b>Team</b>	<b>353</b>	<b>4113</b>	<b>11.7</b>	<b>80t</b>	<b>22</b>
<b>Opponents</b>	<b>369</b>	<b>3809</b>	<b>10.3</b>	<b>78t</b>	<b>21</b>

Interceptions	No.	Yds	Avg	Long	TD
McCourty	2	52	26.0	30	0
Griffin	2	0	0.0	0	0
Babineaux	1	97	97.0	97t	1
Finnegan	1	8	8.0	8	0
Hope	1	7	7.0	7	0
Witherspoon	1	7	7.0	7	0
Ruud	1	4	4.0	4	0
Verner	1	4	4.0	4	0
McCarthy	1	0	0.0	0	0
<b>Team</b>	<b>11</b>	<b>179</b>	<b>16.3</b>	<b>97t</b>	<b>1</b>
<b>Opponents</b>	<b>14</b>	<b>167</b>	<b>11.9</b>	<b>38t</b>	<b>3</b>

Punting	No.	Yds	Avg	Net	TB	In	Lg	B
Kern	86	3747	43.6	39.4	7	31	64	0
<b>Team</b>	<b>86</b>	<b>3747</b>	<b>43.6</b>	<b>39.4</b>	<b>7</b>	<b>31</b>	<b>64</b>	<b>0</b>
<b>Opponents</b>	<b>83</b>	<b>3628</b>	<b>43.7</b>	<b>36.4</b>	<b>6</b>	<b>22</b>	<b>65</b>	<b>2</b>

Punt Returns	Ret	FC	Yds	Avg	Long	TD
Mariani	46	18	490	10.7	79t	1
Campbell	1	0	0	0.0	0	0
<b>Team</b>	<b>47</b>	<b>18</b>	<b>490</b>	<b>10.4</b>	<b>79t</b>	<b>1</b>
<b>Opponents</b>	<b>36</b>	<b>23</b>	<b>221</b>	<b>6.1</b>	<b>30</b>	<b>0</b>

Kickoff Returns	No.	Yds	Avg	Long	TD
Mariani	32	748	23.4	49	0
Campbell	0	84	---	84t	1
<b>Team</b>	<b>32</b>	<b>832</b>	<b>26.0</b>	<b>100t</b>	<b>1</b>
<b>Opponents</b>	<b>30</b>	<b>680</b>	<b>22.7</b>	<b>77</b>	<b>0</b>

Field Goals	1-19	20-29	30-39	40-49	50+
Bironas	0/0	5/5	9/10	9/10	6/7
<b>Team</b>	<b>0/0</b>	<b>5/5</b>	<b>9/10</b>	<b>9/10</b>	<b>6/7</b>
<b>Opponents</b>	<b>2/2</b>	<b>11/11</b>	<b>5/5</b>	<b>7/7</b>	<b>2/3</b>

**Bironas:** (66N) (34N,25G,43G,39G,33G) (46G) (39G) (29G) () (51G,50G) (43G) (38G,36G,49G) (46G) (42N,31G, 52G,38G) (48G,27G,44G) (43G) (53G,21G) (51G,51G,35G) (21G,43G,33G)  
**OPP:** (48G,21G,45G) (41G,29G) () (48G,51G) (19G) (32G, 29G) (22G) (36G) (50N,29G) (19G,33G,24G) (43G) (27G) (25G,29G,22G) (47G,40G) (39G) (52G,37G,22G)

**Sacks:** Klug 7, Ball 4, Jones 3, Casey 2.5, Morgan 2.5, Ayers 2, Witherspoon 2, Hayes 1.5, Finnegan 1, McCourty 1, S. Smith 1, Marks 0.5, **TM 28, OPP 24**

**FUM/Lost:** Hasselbeck 4/1, C. Johnson 3/1, Cook 2/2, Amato 1/0, Britt 1/1, Campbell 1/0, Hall 1/1, Harper 1/1, L. Hawkins 1/0, Mariani 1/0, Ringer 1/1



## 2011 TITANS REGULAR SEASON DEFENSIVE STATISTICS

PLAYER	TACKLES			SACKS		INTERCEPTIONS			FUMBLES						
	Tot	Solo	Asst	Sk	Yds	QBP	TFL	No	Yds	Lg	TD	PD	FF	FR	Yds
Babineaux, Jordan	117	81	36	0.0	0	1	2	1	97	97t	1	7	1	1	0
McCourty, Jason	107	85	22	1.0	10	0	0	2	52	30	0	13	1	1	0
Griffin, Michael	96	70	26	0.0	0	1	2	2	0	0	0	6	1	0	0
Finnegan, Cortland	95	71	24	1.0	14	0	5	1	8	8	0	12	0	1	0
Ayers, Akeem	88	66	22	2.0	10	7	3	0	0	0	0	2	1	1	0
McCarthy, Colin	76	61	15	0.0	0	1	8	1	0	0	0	3	2	2	0
Casey, Jurrell	74	41	33	2.5	16	9	5	0	0	0	0	1	1	1	0
Ruud, Barrett	68	51	17	0.0	0	1	2	1	4	4	0	3	0	0	0
Witherspoon, Will	62	51	11	2.0	7	1	3	1	7	7	0	3	1	2	2
Ball, Dave	55	29	26	4.0	26	15	4	0	0	0	0	2	2	1	0
Verner, Alterraun	50	29	21	0.0	0	0	2	1	4	4	0	6	0	0	0
Jones, Jason	48	24	24	3.0	21	7	1	0	0	0	0	5	1	0	0
Morgan, Derrick	47	23	24	2.5	9	20	3	0	0	0	0	2	0	0	0
Smith, Shaun	44	20	24	1.0	7	2	0	0	0	0	0	0	0	0	0
Marks, Sen'Derrick	44	18	26	0.5	4	7	3	0	0	0	0	1	1	0	0
Hope, Chris	33	25	8	0.0	0	0	0	1	7	7	0	1	0	2	0
Klug, Karl	32	18	14	7.0	50	10	2	0	0	0	0	4	2	0	0
Hayes, William	29	14	15	1.5	9	6	4	0	0	0	0	0	0	0	0
Sheppard, Malcolm	16	7	9	0.0	0	2	1	0	0	0	0	0	0	0	0
McRath, Gerald	14	11	3	0.0	0	0	0	0	0	0	0	1	0	0	0
Hawkins, Chris	11	9	2	0.0	0	0	0	0	0	0	0	0	0	0	0
Smith, Anthony	4	4	0	0.0	0	0	0	0	0	0	0	2	0	0	0
Clayton, Zach	3	1	2	0.0	0	0	0	0	0	0	0	0	0	0	0
Shaw, Tim	2	2	0	0.0	0	0	0	0	0	0	0	0	0	0	0
Amato, Ken	0	0	0	0.0	0	0	0	0	0	0	0	0	0	0	0
Bailey, Patrick	0	0	0	0.0	0	0	0	0	0	0	0	0	0	0	0
Campbell, Tommie	0	0	0	0.0	0	0	0	0	0	0	0	0	0	0	0
<b>TEAM TOTALS:</b>	<b>1,215</b>	<b>811</b>	<b>404</b>	<b>28.0</b>	<b>181</b>	<b>90</b>	<b>50</b>	<b>11</b>	<b>179</b>	<b>97t</b>	<b>1</b>	<b>74</b>	<b>14</b>	<b>12</b>	<b>2</b>

## 2011 TITANS SPECIAL TEAMS STATISTICS

PLAYER	TACKLES			FUMBLES		BLOCKS		
	Tot	Solo	Asst	FF	FR	PAT	FG	PUNT
Bailey, Patrick	15	10	5	0	0	0	0	1
Shaw, Tim	15	10	5	0	0	0	0	1
Campbell, Tommie	8	6	2	1	0	0	0	0
Hawkins, Chris	8	6	2	0	0	0	0	0
Smith, Anthony	8	6	2	0	0	0	0	0
Babineaux, Jordan	8	5	3	0	0	0	0	0
McCarthy, Colin	5	4	1	0	0	0	0	0
Ayers, Akeem	5	2	3	0	0	0	0	0
Stevens, Craig	4	2	2	0	0	0	0	0
Verner, Alterraun	4	2	2	0	0	0	0	0
McRath, Gerald	4	1	3	0	0	0	0	0
Amato, Ken	3	1	2	0	0	0	0	0
Cook, Jared	2	2	0	0	0	0	0	0
Hall, Ahmard	2	2	0	0	0	0	0	0
Malast, Kevin	2	2	0	0	0	0	0	0
Mariani, Marc	2	1	1	0	0	0	0	0
Witherspoon, Will	2	1	1	0	0	0	0	0
Bironas, Rob	1	1	0	0	0	0	0	0
Hawkins, Lavelle	1	1	0	0	0	0	0	0
Johnson, Quinn	1	1	0	0	0	0	0	0
Johnson, Robert	1	0	1	0	0	0	0	0
Ringer, Javon	0	0	0	0	1	0	0	0
<b>TEAM TOTALS:</b>	<b>101</b>	<b>66</b>	<b>35</b>	<b>1</b>	<b>1</b>	<b>0</b>	<b>0</b>	<b>2</b>

## MISCELLANEOUS STATISTICS

PLAYER	TACKLES			FUMBLES	
	Tot	Solo	Asst	FF	FR
Roos, Michael	4	3	1	0	0
Stewart, David	2	2	0	0	0
Amano, Eugene	1	1	0	0	0
Britt, Kenny	1	1	0	0	0
Cook, Jared	1	1	0	0	0
Hasselbeck, Matt	1	1	0	0	1
Ringer, Javon	1	1	0	0	0
Scott, Jake	1	1	0	0	1
Washington, Nate	1	1	0	0	0
Otto, Mike	1	0	1	0	0
Hawkins, Lavelle	0	0	0	0	1
Johnson, Chris	0	0	0	0	1
Kern, Brett	0	0	0	0	1
Mariani, Marc	0	0	0	0	1
Ringer, Javon	0	0	0	0	1
Stevens, Craig	0	0	0	0	1
<b>TEAM TOTALS:</b>	<b>14</b>	<b>12</b>	<b>2</b>	<b>0</b>	<b>8</b>

**Legend:**

<p><b>Tot</b> . . . . . Total Tackles</p> <p><b>Solo</b> . . . . . Unassisted Tackles</p> <p><b>Asst</b> . . . . . Assisted Tackles</p> <p><b>Sk</b> . . . . . Quarterback Sacks</p> <p><b>Yds</b> . . . . . Yards Lost on Sack</p> <p><b>QBP</b> . . . . . Quarterback Pressure</p> <p><b>TFL</b> . . . . . Tackle for Loss</p>	<p><b>Int</b> . . . . . Interceptions</p> <p><b>Yds</b> . . . . . Interception Return Yards</p> <p><b>TD</b> . . . . . Interceptions Return Touchdowns</p> <p><b>PD</b> . . . . . Passes Defensed</p> <p><b>FF</b> . . . . . Forced Fumble</p> <p><b>FR</b> . . . . . Fumble Recoveries</p> <p><b>Yds</b> . . . . . Yards on Fumble Returns</p>
--	---

## 2011 TITANS PRESEASON STATISTICS

### Won 3, Lost 1

Date	W-L	Score	OT	Opponent	Attendance
08/13	W	14-3		Minnesota	69,143*
08/20	L	16-17		at St. Louis	55,442
08/27	W	14-13		Chicago	69,143*
09/01	W	32-9		at New Orleans	72,667

\* Sellout

Statistic	Tenn.	Opp.
<b>Total First Downs</b>	<b>57</b>	<b>76</b>
Rushing	24	24
Passing	30	50
Penalty	3	2
3rd Down: Made/Att	19/52	20/50
3rd Down Pct.	36.5	40.0
4th Down: Made/Att	1/5	1/5
4th Down Pct.	20.0	20.0
<b>Possession Avg.</b>	<b>29:52</b>	<b>30:09</b>
<b>Total Net Yards</b>	<b>1150</b>	<b>1288</b>
Avg. Per Game	287.5	322.0
Total Plays	226	257
Avg. Per Play	5.1	5.0
<b>Net Yards Rushing</b>	<b>493</b>	<b>393</b>
Avg. Per Game	123.3	98.3
Total Rushes	117	103
Net Yards Passing	657	895
Avg. Per Game	164.3	223.8
Sacked/Yards Lost	4/27	10/56
Gross Yards	684	951
Att./Completions	105/65	144/90
Completion Pct.	61.9	62.5
Had Intercepted	1	6
<b>Punts/Average</b>	<b>20/41.3</b>	<b>17/42.4</b>
Net Punting Avg.	20/36.2	17/36.7
<b>Penalties/Yards</b>	<b>22/170</b>	<b>19/171</b>
<b>Fumbles/Ball Lost</b>	<b>7/0</b>	<b>6/4</b>
<b>Touchdowns</b>	<b>8</b>	<b>4</b>
Rushing	4	1
Passing	2	3
Returns	2	0

Score By Periods	Q1	Q2	Q3	Q4	OT	PTS
<b>Team</b>	18	41	10	7	0	76
<b>Opponents</b>	14	3	10	15	0	42

Scoring	TD	Rush	Rec	Ret	K-PAT	FG	S	PTS
Bironas	0	0	0	0	8/8	6/8	0	26
Harper	3	3	0	0			0	18
Campbell	1	0	0	1			0	6
Figs	1	0	1	0			0	6
L. Hawkins	1	0	1	0			0	6
Locker	1	1	0	0			0	6
Williams	1	0	0	1			0	6
Klug	0	0	0	0			1	2
<b>Team</b>	<b>8</b>	<b>4</b>	<b>2</b>	<b>2</b>	<b>8/8</b>	<b>6/8</b>	<b>1</b>	<b>76</b>
<b>Opponents</b>	<b>4</b>	<b>1</b>	<b>3</b>	<b>0</b>	<b>3/4</b>	<b>5/7</b>	<b>0</b>	<b>42</b>

2-Pt Conv: TM 0-0, OPP 0-0

Sacks: Klug 2, Clayton 1, Finnegan 1, Ittersagen 1, McCarthy 1, Morgan 1, Rolle 1, Sheppard 1, Witherspoon 1, **TM 10, OPP 4**

FUM/Lost: Donaldson 2/0, Amato 1/0, Cunningham 1/0, Hasselbeck 1/0, Locker 1/0, Ringer 1/0

Rushing	No.	Yds	Avg	Long	TD
Harper	38	168	4.4	46	3
S. Johnson	27	121	4.5	29	0
Donaldson	25	92	3.7	13	0
Locker	8	64	8.0	22t	1
Ringer	3	17	5.7	8	0
Mariani	2	13	6.5	11	0
Hasselbeck	3	12	4.0	7	0
Moore	8	10	1.3	5	0
R. Smith	1	-1	-1.0	-1	0
Ratliff	2	-3	-1.5	-1	0
<b>Team</b>	<b>117</b>	<b>493</b>	<b>4.2</b>	<b>46</b>	<b>4</b>
<b>Opponents</b>	<b>103</b>	<b>393</b>	<b>3.8</b>	<b>21</b>	<b>1</b>

Receiving	No.	Yds	Avg	Long	TD
Cook	8	100	12.5	29	0
Williams	7	71	10.1	28	0
L. Hawkins	7	58	8.3	20	1
Donaldson	7	44	6.3	13	0
Washington	6	101	16.8	28	0
Hall	4	35	8.8	17	0
Stevens	4	32	8.0	15	0
Mariani	4	25	6.3	15	0
Figs	3	63	21.0	45t	1
C. Graham	3	32	10.7	13	0
Geer	3	25	8.3	11	0
Curtis	2	19	9.5	20	0
Kirkendoll	2	19	9.5	16	0
Ringer	2	17	8.5	9	0
Harper	1	24	24.0	24	0
Gage	1	13	13.0	13	0
D. Graham	1	6	6.0	6	0
<b>Team</b>	<b>65</b>	<b>684</b>	<b>10.5</b>	<b>45t</b>	<b>2</b>
<b>Opponents</b>	<b>90</b>	<b>951</b>	<b>10.6</b>	<b>83t</b>	<b>3</b>

Interceptions	No.	Yds	Avg	Long	TD
Campbell	2	90	45.0	90t	1
Babineaux	2	20	10.0	20	0
Griffin	1	19	19.0	19	0
Verner	1	15	15.0	15	0
<b>Team</b>	<b>6</b>	<b>144</b>	<b>24.0</b>	<b>90t</b>	<b>1</b>
<b>Opponents</b>	<b>1</b>	<b>33</b>	<b>33.0</b>	<b>33</b>	<b>0</b>

Punting	No.	Yds	Avg	Net	TB	In	Lg	B
Kern	14	635	45.4	39.5	1	6	65	0
Cunningham	5	190	38.0	28.3	1	2	44	1
<b>Team</b>	<b>20</b>	<b>825</b>	<b>41.3</b>	<b>36.2</b>	<b>2</b>	<b>8</b>	<b>65</b>	<b>1</b>
<b>Opponents</b>	<b>17</b>	<b>720</b>	<b>42.4</b>	<b>36.7</b>	<b>0</b>	<b>6</b>	<b>56</b>	<b>0</b>

Punt Returns	Ret	FC	Yds	Avg	Long	TD
Mariani	6	2	31	5.2	14	0
Figs	3	2	-4	-1.3	0	0
Kirkendoll	1	0	17	17.0	17	0
Williams	1	0	52	52.0	52t	1
<b>Team</b>	<b>11</b>	<b>4</b>	<b>96</b>	<b>8.7</b>	<b>52t</b>	<b>1</b>
<b>Opponents</b>	<b>7</b>	<b>5</b>	<b>62</b>	<b>8.9</b>	<b>40</b>	<b>0</b>

Kickoff Returns	No.	Yds	Avg	Long	TD
Mariani	3	87	29.0	37	0
L. Hawkins	2	84	42.0	67	0
Figs	1	21	21.0	21	0
Kirkendoll	1	12	12.0	12	0
Williams	1	12	12.0	12	0
<b>Team</b>	<b>8</b>	<b>216</b>	<b>27.0</b>	<b>67</b>	<b>0</b>
<b>Opponents</b>	<b>13</b>	<b>318</b>	<b>24.5</b>	<b>42</b>	<b>0</b>

Field Goals	1-19	20-29	30-39	40-49	50+
Bironas	0/0	2/2	1/2	3/3	0/1
<b>Team</b>	<b>0/0</b>	<b>2/2</b>	<b>1/2</b>	<b>3/3</b>	<b>0/1</b>
<b>Opponents</b>	<b>0/0</b>	<b>0/1</b>	<b>2/3</b>	<b>2/2</b>	<b>1/1</b>

Bironas: (38N) (46G,25G,23G) (51N) (32G,47G,41G)

TM: (38N) (46G,25G,23G) (51N) (32G,47G,41G)

OPP: (37G) (42G) (29N,45G,52G) (39N,38G)

Passing	Att	Cmp	Yds	Cmp%	Yds/Att	TD	TD%	Int	Int%	Long	Sack/Lost	Rating
Locker	49	32	316	65.3	6.45	2	4.1	1	2.0	45t	3/20	88.5
Hasselbeck	42	26	301	61.9	7.17	0	0.0	0	0.0	28	1/7	83.5
R. Smith	13	6	66	46.2	5.08	0	0.0	0	0.0	28	0/0	61.7
Ratliff	1	1	1	100.0	1.00	0	0.0	0	0.0	1	0/0	79.2
<b>Team</b>	<b>105</b>	<b>65</b>	<b>684</b>	<b>61.9</b>	<b>6.51</b>	<b>2</b>	<b>1.9</b>	<b>1</b>	<b>1.0</b>	<b>45t</b>	<b>4/27</b>	<b>83.2</b>
<b>Opponents</b>	<b>144</b>	<b>90</b>	<b>951</b>	<b>62.5</b>	<b>6.60</b>	<b>3</b>	<b>2.1</b>	<b>6</b>	<b>4.2</b>	<b>83t</b>	<b>10/56</b>	<b>71.3</b>

## 2011 TITANS PRESEASON DEFENSIVE STATISTICS

PLAYER	TACKLES			SACKS			INTERCEPTIONS					FUMBLES		
	Tot	Solo	Asst	Sk	Yds	TFL	No	Yds	Lg	TD	PD	FF	FR	Yds
McCarthy, Colin	19	12	7	1.0	1	2	0	0	0	0	1	1	0	0
Curran, Rennie	18	14	4	0.0	0	1	0	0	0	0	0	0	0	0
McRath, Gerald	15	10	5	0.0	0	1	0	0	0	0	0	0	0	0
Hawkins, Chris	11	10	1	0.0	0	0	0	0	0	0	1	1	0	0
McCourty, Jason	11	8	3	0.0	0	0	0	0	0	0	1	0	1	9
Rolle, Myron	10	5	5	1.0	5	1	0	0	0	0	0	0	0	0
Bailey, Patrick	9	6	3	0.0	0	0	0	0	0	0	0	0	1	11
Finnegan, Cortland	8	7	1	1.0	6	2	0	0	0	0	1	0	0	0
Casey, Jurrell	8	5	3	0.0	0	2	0	0	0	0	0	1	1	4
Campbell, Tommie	7	6	1	0.0	0	0	2	90	90t	1	5	0	0	0
Egboh, Pannel	7	6	1	0.0	0	0	0	0	0	0	1	0	1	0
Witherspoon, Will	7	5	2	1.0	10	1	0	0	0	0	0	0	0	0
Babineaux, Jordan	7	5	2	0.0	0	1	2	20	20	0	2	1	0	0
Klug, Karl	6	4	2	2.0	11	3	0	0	0	0	0	0	0	0
Malast, Kevin	5	4	1	0.0	0	0	0	0	0	0	0	0	0	0
Smith, Anthony	5	4	1	0.0	0	0	0	0	0	0	1	0	0	0
Hope, Chris	5	4	1	0.0	0	0	0	0	0	0	0	0	0	0
Fuller, Vincent	5	3	2	0.0	0	0	0	0	0	0	0	0	0	0
Walker, Frank	5	3	2	0.0	0	1	0	0	0	0	1	0	0	0
Ayers, Akeem	5	3	2	0.0	0	0	0	0	0	0	1	0	0	0
Clayton, Zach	5	2	3	1.0	8	1	0	0	0	0	0	0	0	0
Morgan, Derrick	4	4	0	1.0	4	1	0	0	0	0	0	0	0	0
Verner, Alterraun	4	4	0	0.0	0	0	1	15	15	0	1	0	0	0
Smith, Shaun	4	4	0	0.0	0	0	0	0	0	0	0	0	0	0
Hayes, William	4	3	1	0.0	0	0	0	0	0	0	0	0	0	0
Shaw, Tim	4	3	1	0.0	0	0	0	0	0	0	1	0	0	0
Griffin, Michael	4	2	2	0.0	0	0	1	19	0	0	1	0	0	0
Johnson, Robert	4	2	2	0.0	0	0	0	0	0	0	1	0	0	0
Ruud, Barrett	4	2	2	0.0	0	0	0	0	0	0	0	0	0	0
Ittersagen, Pete	3	1	2	1.0	2	1	0	0	0	0	0	0	0	0
Hartsell, Julian	2	2	0	0.0	0	0	0	0	0	0	0	0	0	0
Ford, Jacob	2	2	0	0.0	0	0	0	0	0	0	0	0	0	0
Davis, Hall	2	2	0	0.0	0	0	0	0	0	0	0	0	0	0
Ball, Dave	2	1	1	0.0	0	0	0	0	0	0	1	0	0	0
Marks, Sen'Derrick	2	1	1	0.0	0	0	0	0	0	0	0	0	0	0
Sheppard, Malcolm	2	1	1	1.0	9	1	0	0	0	0	0	0	0	0
Amato, Ken	2	0	2	0.0	0	0	0	0	0	0	0	0	0	0
Jones, Jason	1	1	0	0.0	0	0	0	0	0	0	0	0	0	0
Lewis, Lequan	1	1	0	0.0	0	0	0	0	0	0	0	0	0	0
Haye, Jovan	0	0	0	0.0	0	0	0	0	0	0	0	0	0	0
Schommer, Nick	0	0	0	0.0	0	0	0	0	0	0	0	0	0	0
<b>TEAM TOTALS:</b>	<b>229</b>	<b>162</b>	<b>67</b>	<b>10.0</b>	<b>56</b>	<b>19</b>	<b>6</b>	<b>144</b>	<b>90t</b>	<b>1</b>	<b>20</b>	<b>4</b>	<b>4</b>	<b>24</b>

### TITANS PRESEASON SPECIAL TEAMS STATISTICS

PLAYER	TACKLES			FUMBLES		BLOCKS		
	Tot	Solo	Asst	FF	FR	PAT	FG	PUNT
Shaw, Tim	3	3	0	1	0	0	0	0
Babineaux, Jordan	3	2	1	0	0	0	0	0
Fuller, Vincent	2	2	0	0	0	0	0	0
Mariani, Marc	2	2	0	0	0	0	0	0
Curran, Rennie	1	1	0	0	0	0	0	0
Amato, Ken	1	1	0	0	0	0	0	0
Campbell, Tommie	1	1	0	0	0	0	0	0
Smith, Anthony	1	1	0	0	0	0	0	0
Ittersagen, Pete	1	1	0	0	0	0	0	0
Egboh, Pannel	1	1	0	0	0	0	0	0
Walker, Frank	1	1	0	0	0	0	0	0
Graham, Cameron	1	1	0	0	0	0	0	0
Rolle, Myron	1	1	0	0	0	0	0	0
Lewis, Lequan	1	1	0	0	0	0	0	0
McCarthy, Colin	1	0	1	0	0	0	0	0
<b>TEAM TOTALS:</b>	<b>21</b>	<b>19</b>	<b>2</b>	<b>1</b>	<b>0</b>	<b>0</b>	<b>0</b>	<b>0</b>

### MISCELLANEOUS STATISTICS

PLAYER	TACKLES			FUMBLES	
	Tot	Solo	Asst	FF	FR
Locker, Jake	1	1	0	0	1
Ringer, Javon	0	0	0	0	1
Graham, Cameron	0	0	0	0	1
Donaldson, Herb	0	0	0	0	1
Kern, Brett	0	0	0	0	1
Scott, Jake	0	0	0	0	1
<b>TEAM TOTALS:</b>	<b>1</b>	<b>1</b>	<b>0</b>	<b>0</b>	<b>6</b>

**Legend:**

<b>Tot</b> . . . . . Total Tackles	<b>Int</b> . . . . . Interceptions
<b>Solo</b> . . . . . Unassisted Tackles	<b>Yds</b> . . . . . Interception Return Yards
<b>Asst</b> . . . . . Assisted Tackles	<b>TD</b> . . . . . Interceptions Return Touchdowns
<b>Sk</b> . . . . . Quarterback Sacks	<b>PD</b> . . . . . Passes Defensed
<b>Yds</b> . . . . . Yards Lost on Sack	<b>FF</b> . . . . . Forced Fumble
<b>QBP</b> . . . . . Quarterback Pressure	<b>FR</b> . . . . . Fumble Recoveries
<b>TFL</b> . . . . . Tackle for Loss	<b>Yds</b> . . . . . Yards on Fumble Returns

## 2011 TITANS GAME-BY-GAME OFFENSIVE STATISTICS

	9/11 at Jax	9/18 Bal	9/25 Den	10/2 at Cle	10/9 at Pit	10/23 Hou	10/30 Ind	11/6 Cin	11/13 at Car	11/20 at Atl	11/27 TB	12/4 at Buf	12/11 NO	12/18 at Ind	12/24 Jax	1/1 at Hou	2011 Totals
Points	14	26	17	31	17	7	27	17	30	17	23	23	17	13	23	23	325
1st Qtr	0	0	0	7	3	0	3	3	14	0	7	10	0	0	10	0	57
2nd Qtr	0	10	10	14	0	0	17	14	3	3	3	7	3	6	7	13	110
3rd Qtr	7	10	0	10	7	7	0	0	3	7	0	3	7	0	3	3	67
4th Qtr	7	6	7	0	7	0	7	0	10	7	13	3	7	7	3	7	91
Overtime	0	0	0	0	0	0	0	0	0	0	0	0	0	0	0	0	0
TDs (Ru-P-Ret)	0-2-0	1-1-0	0-2-0	0-3-0	1-1-0	0-1-0	1-1-1	0-2-0	1-1-0	0-2-0	0-1-0	2-0-0	1-1-0	0-1-0	1-1-0	0-2-0	8-22-4
PATs (M/A)	2-2	2-2	2-2	4-4	2-2	1-1	3-3	2-2	3-3	2-2	2-2	2-2	2-2	1-1	2-2	2-2	34-34
2PT Convs (M/A)	0-0	0-0	0-0	0-0	0-0	0-0	0-0	0-0	0-0	0-0	0-0	0-0	0-0	0-0	0-0	0-0	0-0
FGs (M/A)	0-1	4-5	1-1	1-1	1-1	0-0	2-2	1-1	3-3	1-1	3-4	3-3	1-1	2-2	3-3	3-3	29-32
Safeties	0	0	0	0	0	0	0	0	0	0	0	0	0	0	0	0	0
First Downs	13	21	17	13	20	11	17	19	22	17	18	18	17	21	20	17	281
Rushing	1	3	2	6	6	2	4	3	8	4	8	12	5	2	3	2	71
Passing	11	16	14	7	11	6	11	14	9	13	10	6	10	18	14	15	185
Penalty	1	2	1	0	3	3	2	2	5	0	0	0	2	1	3	0	25
3rd Down Conv (M/A)	4-11	7-17	8-15	4-12	7-15	2-10	7-17	5-14	3-13	8-14	7-17	2-11	1-10	6-16	3-12	6-14	80-218
3rd Down Conv Pct	36.36%	41.18%	53.33%	33.33%	46.67%	20.00%	41.18%	35.71%	23.08%	57.14%	41.18%	18.18%	10.00%	37.50%	25.00%	42.86%	36.70%
4th Down Conv (M/A)	0-0	2-2	1-1	0-0	1-2	1-1	0-0	1-1	0-0	1-1	1-2	1-1	1-2	0-1	0-0	0-0	10-14
4th Down Conv Pct	0.00%	100.00%	100.00%	0.00%	50.00%	100.00%	0.00%	100.00%	0.00%	100.00%	50.00%	100.00%	50.00%	0.00%	0.00%	0.00%	71.43%
Red Zone Conv (M/A)	1-1	2-5	2-3	2-2	2-3	1-1	2-2	2-2	1-2	1-1	1-2	1-3	1-2	1-3	1-2	1-3	22-37
Red Zone Conv Pct	100.00%	40.00%	66.67%	100.00%	66.67%	100.00%	100.00%	100.00%	50.00%	100.00%	50.00%	33.33%	50.00%	33.33%	50.00%	33.33%	59.46%
Goal to Go Conv (M/A)	1-1	0-1	1-1	1-1	2-3	1-1	1-1	1-1	1-1	1-1	1-1	1-1	1-2	1-2	1-1	1-2	16-21
Goal to Go Conv Pct	100.00%	0.00%	100.00%	100.00%	66.67%	100.00%	100.00%	100.00%	100.00%	100.00%	100.00%	100.00%	50.00%	50.00%	100.00%	50.00%	76.19%
Total Net Yards	292	432	333	332	306	148	311	328	383	298	352	317	373	388	407	361	5361
Total Off. Plays	49	71	61	50	70	48	65	63	63	59	71	57	55	76	66	60	984
Avg. Gain Per Play	6.0	6.1	5.5	6.6	4.4	3.1	4.8	5.2	6.1	5.1	5.0	5.6	6.8	5.1	6.2	6.0	5.4
Net Yards Rushing	43	74	38	112	66	53	96	78	172	41	202	187	59	66	65	86	1438
Total Rushing Plays	13	29	23	29	18	15	31	20	35	14	35	31	17	19	25	22	376
Avg. Gain Per Rush	3.3	2.6	1.7	3.9	3.7	3.5	3.1	3.9	4.9	2.9	5.8	6.0	3.5	3.5	2.6	3.9	3.8
Net Yards Passing	249	358	295	220	240	95	215	250	211	257	150	130	314	322	342	275	3923
Times Sacked	2	0	2	0	3	2	1	2	1	1	2	1	2	1	1	3	24
Yards Lost on Sacks	14	0	16	0	22	21	9	22	8	7	10	10	12	9	8	22	190
Gross Yards Passing	263	358	311	220	262	116	224	272	219	264	160	140	326	331	350	297	4113
Pass Attempts	34	42	36	21	49	31	33	41	27	44	34	25	36	56	40	35	584
Pass Completions	21	30	27	10	29	15	23	24	15	22	19	16	18	38	24	22	353
Completion Pct	61.76%	71.43%	75.00%	47.62%	59.18%	48.39%	69.70%	58.54%	55.56%	50.00%	55.88%	64.00%	50.00%	67.86%	60.00%	62.86%	60.45%
Avg. Gain Per Pass	6.9	8.5	7.8	10.5	4.6	2.9	6.3	5.8	7.5	5.7	4.2	5.0	8.3	5.6	8.3	7.2	6.5
Interceptions	1	1	0	1	1	2	0	0	1	1	2	0	0	2	2	0	14
Fumbles / Fum. Lost	1-0	0-0	3-2	0-0	1-0	2-0	0-0	3-1	0-0	0-0	3-2	1-0	0-0	1-1	1-1	1-1	17-8
Penalties	7	6	11	5	9	8	3	7	9	10	5	3	8	7	0	6	104
PenaltyYards	60	70	80	45	70	76	40	100	92	86	50	20	54	70	0	47	960
Punts	7	3	4	6	4	7	8	7	5	5	3	5	5	7	4	6	86
Gross Punting Avg.	41.6	39.7	44.0	39.5	42.3	45.6	41.3	45.7	44.2	45.0	29.3	47.8	45.2	47.0	43.0	47.7	43.6
Touchbacks	1	0	0	0	0	1	2	1	1	0	0	0	1	0	0	0	7
Inside20	2	2	0	2	1	2	2	1	1	0	3	4	1	3	3	4	31
Punts Blocked	0	0	0	0	0	0	0	0	0	0	0	0	0	0	0	0	0
Net Punting Average	34.3	38.3	32.3	36.5	42.3	42.7	34.1	41.6	38.2	39.6	29.3	45.8	37.6	45.0	41.8	45.8	39.4
Punt Returns	1	3	4	2	1	2	2	2	6	1	1	3	4	5	6	4	47
Punt Return Yards	7	17	21	17	10	33	39	8	103	-1	3	72	34	40	44	43	490
Punt Return Avg.	7.0	5.7	5.3	8.5	10.0	16.5	19.5	4.0	17.2	-1.0	3.0	24.0	8.5	8.0	7.3	10.8	10.4
Fair Catches	0	0	1	1	0	0	3	2	2	1	1	1	1	1	2	2	18
Kickoff Returns	0	0	0	2	3	5	0	1	0	5	4	1	5	1	4	1	32
Kickoff Return Yards	0	0	0	48	93	103	0	27	0	139	167	21	121	0	90	23	832
Kickoff Return Avg.	0.0	0.0	0.0	24.0	31.0	20.6	0.0	27.0	0.0	27.8	41.8	21.0	24.2	0.0	22.5	23.0	26.0
Time of Possession	20:22	35:52	30:54	23:07	27:38	22:02	31:28	27:05	32:36	23:01	33:23	28:14	22:27	31:57	30:59	25:22	27:54
Turnover Ratio	0	+2	0	0	0	-2	+2	-1	+1	0	+1	+2	0	-2	-2	0	+1

## 2011 TITANS GAME-BY-GAME DEFENSIVE STATISTICS

	9/11 at Jax	9/18 Bal	9/25 Den	10/2 at Cle	10/9 at Pit	10/23 Hou	10/30 Ind	11/6 Cin	11/13 at Car	11/20 at Atl	11/27 TB	12/4 at Buf	12/11 NO	12/18 at Ind	12/24 Jax	1/1 at Hou	2011 Totals
<b>Points</b>	16	13	14	13	38	41	10	24	3	23	17	17	22	27	17	22	317
<b>1st Qtr</b>	7	0	7	3	7	3	0	0	0	7	3	7	3	3	7	7	64
<b>2nd Qtr</b>	3	10	0	3	14	17	0	7	0	6	7	3	3	0	3	3	79
<b>3rd Qtr</b>	3	0	7	0	7	7	3	7	3	10	7	0	3	14	0	3	74
<b>4th Qtr</b>	3	3	0	7	10	14	7	10	0	0	0	7	13	10	7	9	100
<b>Overtime</b>	0	0	0	0	0	0	0	0	0	0	0	0	0	0	0	0	0
<b>TDs (Ru-P-Ret)</b>	1-0-0	0-1-0	0-2-0	0-1-0	0-5-0	2-2-0	1-0-0	0-3-0	0-0-0	1-1-0	0-1-0	1-1-0	0-2-0	1-1-0	2-0-0	1-1-0	10-21-3
<b>PATs (M/A)</b>	1-1	1-1	2-2	1-1	5-5	5-5	1-1	3-3	0-0	2-2	2-2	2-2	1-1	3-3	2-2	1-1	32-32
<b>2PT Convs (M/A)</b>	0-0	0-0	0-0	0-0	0-0	0-0	0-0	0-0	0-0	0-0	0-0	0-0	0-1	0-0	0-0	0-1	0-2
<b>FGs (M/A)</b>	3-3	2-2	0-0	2-2	1-1	2-2	1-1	1-1	1-2	3-3	1-1	1-1	3-3	2-2	1-1	3-3	27-28
<b>Safeties</b>	0	0	0	0	0	0	0	0	0	0	0	0	0	0	0	0	0
<b>First Downs</b>	20	15	19	25	26	29	22	20	16	25	15	18	24	10	18	22	324
<b>Rushing</b>	10	2	2	3	9	14	8	7	5	7	6	6	9	8	6	9	111
<b>Passing</b>	9	11	14	19	15	13	13	11	9	13	9	12	14	2	12	11	187
<b>Penalty</b>	1	2	3	3	2	2	1	2	2	5	0	0	1	0	0	2	26
<b>3rd Down Conv (M/A)</b>	9-18	3-10	8-15	8-20	7-12	7-13	6-17	8-16	3-14	4-12	2-10	7-16	11-19	3-12	5-18	5-14	96-236
<b>3rd Down Conv Pct</b>	50.00%	30.00%	53.33%	40.00%	58.33%	53.85%	35.29%	50.00%	21.43%	33.33%	20.00%	43.75%	57.89%	25.00%	27.78%	35.71%	40.68%
<b>4th Down Conv (M/A)</b>	0-0	0-0	0-1	2-5	1-1	0-2	0-2	0-0	0-0	1-1	0-1	2-4	0-0	0-0	2-3	0-0	8-20
<b>4th Down Conv Pct</b>	0.00%	0.00%	0.00%	40.00%	100.00%	0.00%	0.00%	0.00%	0.00%	100.00%	0.00%	50.00%	0.00%	0.00%	66.67%	0.00%	40.00%
<b>Red Zone Conv (M/A)</b>	0-1	0-2	2-3	1-1	4-5	3-5	1-4	3-4	0-3	2-6	1-1	1-2	0-3	1-1	2-3	2-4	23-48
<b>Red Zone Conv Pct</b>	0.00%	0.00%	66.67%	100.00%	80.00%	60.00%	25.00%	75.00%	0.00%	33.33%	100.00%	50.00%	0.00%	100.00%	66.67%	50.00%	47.92%
<b>Goal to Go Conv (M/A)</b>	0-1	0-1	2-3	0-0	3-4	2-2	1-4	2-2	0-0	1-4	1-1	1-1	0-2	0-0	2-2	2-2	17-29
<b>Goal to Go Conv Pct</b>	0.00%	0.00%	66.67%	0.00%	75.00%	100.00%	25.00%	100.00%	0.00%	25.00%	100.00%	100.00%	0.00%	0.00%	100.00%	100.00%	58.62%
<b>Total Net Yards</b>	323	229	231	416	431	518	399	319	279	432	308	386	437	287	300	387	5682
<b>Total Off. Plays</b>	73	52	63	87	64	70	77	70	64	68	60	70	75	51	71	65	1080
<b>Avg. Gain Per Play</b>	4.4	4.4	3.7	4.8	6.7	7.4	5.2	4.6	4.4	6.4	5.1	5.5	5.8	5.6	4.2	6.0	5.3
<b>Net Yards Rushing</b>	163	45	59	84	174	222	158	109	113	116	122	104	114	205	113	152	2053
<b>Total Rushing Plays</b>	47	17	23	22	28	47	26	30	19	36	25	23	26	34	28	30	461
<b>Avg. Gain Per Rush</b>	3.5	2.6	2.6	3.8	6.2	4.7	6.1	3.6	5.9	3.2	4.9	4.5	4.4	6.0	4.0	5.1	4.5
<b>Net Yards Passing</b>	160	184	172	332	257	296	241	210	166	316	186	282	323	82	187	235	3629
<b>Times Sacked</b>	2	3	1	4	1	0	2	1	5	0	2	1	2	0	1	3	28
<b>Yards Lost on Sacks</b>	15	13	1	18	4	0	9	7	46	0	13	6	14	0	11	23	180
<b>Gross Yards Passing</b>	175	197	173	350	261	296	250	217	212	316	199	288	337	82	198	258	3809
<b>Pass Attempts</b>	24	32	39	61	35	23	49	39	40	32	33	46	47	17	42	32	591
<b>Pass Completions</b>	17	15	24	40	25	18	26	22	23	22	18	29	36	11	21	22	369
<b>Completion Pct</b>	70.83%	46.88%	61.54%	65.57%	71.43%	78.26%	53.06%	56.41%	57.50%	68.75%	54.55%	63.04%	76.60%	64.71%	50.00%	68.75%	62.44%
<b>Avg. Gain Per Pass</b>	6.2	5.3	4.3	5.1	7.1	12.9	4.7	5.3	3.7	9.9	5.3	6.0	6.6	4.8	4.3	6.7	5.9
<b>Interceptions</b>	0	2	2	1	1	0	2	0	1	0	1	0	0	0	1	0	11
<b>Fumbles / Fum. Lost</b>	2-1	2-1	0-0	1-0	0-0	0-0	1-0	1-0	2-1	1-1	5-4	3-2	0-0	1-1	0-0	1-1	20-12
<b>Penalties</b>	5	7	1	5	5	6	10	9	12	5	4	2	11	4	6	7	99
<b>Penalty Yards</b>	39	44	15	40	51	68	66	87	99	55	30	15	95	25	28	55	812
<b>Punts</b>	5	5	5	4	2	2	7	7	8	2	5	4	5	7	9	6	83
<b>Gross Punting Avg.</b>	43.6	45.0	49.2	38.8	24.0	48.0	38.4	44.0	45.6	33.0	38.8	48.5	49.8	45.9	45.1	44.7	43.7
<b>Touchbacks</b>	2	0	0	0	0	0	0	2	0	0	1	0	0	0	1	0	6
<b>Inside20</b>	1	1	4	2	1	0	2	2	1	2	1	1	1	1	1	1	22
<b>Punts Blocked</b>	0	0	0	0	1	0	1	0	0	0	0	0	0	0	0	0	2
<b>Net Punting Average</b>	34.2	41.6	45.0	34.5	12.7	31.5	28.8	37.1	32.8	33.5	34.2	30.5	43.0	40.1	38.0	37.5	35.5
<b>Punt Returns</b>	3	1	3	2	0	1	4	5	2	2	0	2	3	6	1	1	36
<b>Punt Return Yards</b>	31	4	47	18	0	0	17	9	10	27	0	10	18	14	5	11	221
<b>Punt Return Avg.</b>	10.3	4.0	15.7	9.0	0.0	0.0	4.3	1.8	5.0	13.5	0.0	5.0	6.0	2.3	5.0	11.0	6.1
<b>Fair Catches</b>	0	1	1	1	2	3	2	1	1	2	2	2	1	1	2	1	23
<b>Kickoff Returns</b>	1	4	1	3	2	0	4	3	0	0	3	1	2	0	5	1	30
<b>Kickoff Return Yards</b>	26	142	19	36	83	0	66	51	0	0	74	12	42	0	97	32	680
<b>Kickoff Return Avg.</b>	26.0	35.5	19.0	12.0	41.5	0.0	16.5	17.0	0.0	0.0	24.7	12.0	21.0	0.0	19.4	32.0	22.7

## 2011 TITANS GAME-BY-GAME STARTERS

### OFFENSE

Date	Opp	WR	LT	LG	C	RG	RT	TE	WR	TE/FB/WR	QB	RB
09/11/11	@ Jax	N. Washington	M. Roos	L. Harris	E. Amano	J. Scott	D. Stewart	C. Stevens	K. Britt	J. Cook (TE)	M. Hasselbeck	C. Johnson
09/18/11	Bal	N. Washington	M. Roos	L. Harris	E. Amano	J. Scott	D. Stewart	C. Stevens	K. Britt	Q. Johnson (FB)	M. Hasselbeck	C. Johnson
09/25/11	Den	N. Washington	M. Roos	L. Harris	E. Amano	J. Scott	D. Stewart	C. Stevens	K. Britt	D. Graham (TE)	M. Hasselbeck	C. Johnson
10/02/11	@ Cle	N. Washington	M. Roos	L. Harris	E. Amano	J. Scott	D. Stewart	C. Stevens	D. Williams	D. Graham (TE)	M. Hasselbeck	C. Johnson
10/09/11	@ Pit	N. Washington	M. Roos	L. Harris	E. Amano	J. Scott	D. Stewart	D. Graham	D. Williams	A. Hall (FB)	M. Hasselbeck	C. Johnson
10/23/11	Hou	N. Washington	M. Roos	L. Harris	E. Amano	J. Scott	D. Stewart	D. Graham	D. Williams	A. Hall (FB)	M. Hasselbeck	C. Johnson
10/30/11	Ind	N. Washington	M. Roos	L. Harris	E. Amano	J. Scott	D. Stewart	D. Graham	D. Williams	A. Hall (FB)	M. Hasselbeck	C. Johnson
11/06/11	Cin	N. Washington	M. Roos	L. Harris	E. Amano	J. Scott	D. Stewart	D. Graham	D. Williams	A. Hall (FB)	M. Hasselbeck	C. Johnson
11/13/11	@ Car	N. Washington	M. Roos	L. Harris	E. Amano	J. Scott	D. Stewart	D. Graham	D. Williams	A. Hall (FB)	M. Hasselbeck	C. Johnson
11/20/11	@ Atl	D. Williams	M. Roos	L. Harris	E. Amano	J. Scott	D. Stewart	D. Graham	C. Stevens	A. Hall (FB)	M. Hasselbeck	C. Johnson
11/27/11	TB	N. Washington	M. Roos	L. Harris	E. Amano	J. Scott	M. Otto	C. Stevens	D. Williams	J. Cook (TE)	M. Hasselbeck	C. Johnson
12/04/11	@ Buf	N. Washington	M. Roos	L. Harris	E. Amano	J. Scott	D. Stewart	C. Stevens	D. Williams	A. Hall (FB)	M. Hasselbeck	C. Johnson
12/11/11	NO	N. Washington	M. Roos	L. Harris	E. Amano	J. Scott	D. Stewart	C. Stevens	D. Williams	J. Cook (TE)	M. Hasselbeck	C. Johnson
12/18/11	@ Ind	N. Washington	M. Roos	L. Harris	E. Amano	J. Scott	D. Stewart	C. Stevens	D. Williams	D. Graham (TE)	M. Hasselbeck	C. Johnson
12/24/11	Jax	N. Washington	M. Roos	L. Harris	E. Amano	J. Scott	D. Stewart	J. Cook	D. Williams	L. Hawkins (WR)	M. Hasselbeck	C. Johnson
01/01/11	@ Hou	N. Washington	M. Roos	L. Harris	E. Amano	J. Scott	D. Stewart	J. Cook	D. Williams	L. Hawkins (WR)	M. Hasselbeck	C. Johnson

### DEFENSE

Date	Opp	LE	LT	RT	RE	LLB	MLB	RLB/CB	LCB	RCB	SS	FS
09/11/11	@ Jax	W. Hayes	S. Smith	J. Casey	D. Ball	A. Ayers	B. Ruud	W. Witherspoon	J. McCourty	C. Finnegan	C. Hope	M. Griffin
09/18/11	Bal	J. Jones	S. Smith	J. Casey	D. Ball	A. Ayers	B. Ruud	W. Witherspoon	J. McCourty	C. Finnegan	J. Babineaux	M. Griffin
09/25/11	Den	J. Jones	S. Smith	J. Casey	D. Ball	A. Ayers	B. Ruud	W. Witherspoon	J. McCourty	C. Finnegan	J. Babineaux	M. Griffin
10/02/11	@ Cle	J. Jones	S. Smith	J. Casey	D. Ball	A. Ayers	B. Ruud	W. Witherspoon	J. McCourty	C. Finnegan	C. Hope	M. Griffin
10/09/11	@ Pit	J. Jones	S. Smith	J. Casey	D. Ball	A. Ayers	B. Ruud	W. Witherspoon	J. McCourty	C. Finnegan	J. Babineaux	M. Griffin
10/23/11	Hou	J. Jones	S. Smith	J. Casey	D. Ball	A. Ayers	B. Ruud	W. Witherspoon	J. McCourty	C. Finnegan	J. Babineaux	M. Griffin
10/30/11	Ind	D. Morgan	S. Marks	J. Casey	D. Ball	A. Ayers	B. Ruud	W. Witherspoon	J. McCourty	C. Finnegan	J. Babineaux	M. Griffin
11/06/11	Cin	D. Morgan	S. Marks	J. Casey	J. Jones	A. Ayers	B. Ruud	W. Witherspoon	J. McCourty	C. Finnegan	J. Babineaux	M. Griffin
11/13/11	@ Car	D. Morgan	S. Marks	J. Casey	J. Jones	A. Ayers	C. McCarthy	W. Witherspoon	J. McCourty	C. Finnegan	J. Babineaux	M. Griffin
11/20/11	@ Atl	D. Morgan	M. Sheppard	K. Klug	J. Jones	A. Ayers	B. Ruud	A. Verner (CB)	J. McCourty	C. Finnegan	J. Babineaux	M. Griffin
11/27/11	TB	D. Morgan	S. Marks	J. Casey	J. Jones	A. Ayers	C. McCarthy	W. Witherspoon	J. McCourty	C. Finnegan	J. Babineaux	M. Griffin
12/04/11	@ Buf	D. Morgan	S. Marks	J. Casey	J. Jones	A. Ayers	C. McCarthy	A. Verner (CB)	J. McCourty	C. Finnegan	J. Babineaux	M. Griffin
12/11/11	NO	D. Morgan	S. Marks	J. Casey	J. Jones	A. Ayers	C. McCarthy	W. Witherspoon	A. Verner	C. Finnegan	J. Babineaux	M. Griffin
12/18/11	@ Ind	D. Morgan	S. Marks	J. Casey	J. Jones	A. Ayers	C. McCarthy	W. Witherspoon	J. McCourty	C. Finnegan	J. Babineaux	M. Griffin
12/24/11	Jax	D. Morgan	S. Marks	J. Casey	J. Jones	A. Ayers	C. McCarthy	W. Witherspoon	J. McCourty	C. Finnegan	J. Babineaux	M. Griffin
01/01/11	@ Hou	D. Morgan	S. Marks	J. Casey	D. Ball	A. Ayers	C. McCarthy	W. Witherspoon	J. McCourty	C. Finnegan	J. Babineaux	M. Griffin

## 2011 TITANS GAME-BY-GAME INDIVIDUAL PASSING STATISTICS

### MATT HASSELBECK

Date	Opp	W-L	GP / GS	Att	Cmp	Pct	Yds	Yd/Att	TD	TD%	Int	Int%	Lg	Sk	Yds	Rat
09/11/11	@ Jax	L	S	34	21	61.8	263	7.7	2	5.9	1	2.9	80t	2	14	93.1
09/18/11	Bal	W	S	42	30	71.4	358	8.5	1	2.4	1	2.4	42	0	0	95.1
09/25/11	Den	W	S	36	27	75.0	311	8.6	2	5.6	0	0.0	58	2	16	119.1
10/02/11	@ Cle	W	S	20	10	50.0	220	11.0	3	15.0	1	5.0	80t	0	0	108.3
10/09/11	@ Pit	L	S	49	29	59.2	262	5.3	1	2.0	1	2.0	25	3	22	72.0
10/23/11	Hou	L	S	30	14	46.7	104	3.5	1	3.3	2	6.7	17	1	12	38.8
10/30/11	Ind	W	S	33	23	69.7	224	6.8	1	3.0	0	0.0	32	1	9	98.5
11/06/11	Cin	L	S	41	24	58.5	272	6.6	2	4.9	0	0.0	30	2	22	94.8
11/13/11	@ Car	W	S	27	15	55.6	219	8.1	1	3.7	1	3.7	43t	1	8	79.1
11/20/11	@ Atl	L	S	25	13	52.0	124	5.0	0	0.0	1	4.0	20	0	0	49.4
11/27/11	TB	W	S	34	19	55.9	160	4.7	1	2.9	2	5.9	20	2	10	53.6
12/04/11	@ Buf	W	S	25	16	64.0	140	5.6	0	0.0	0	0.0	21	1	10	78.8
12/11/11	NO	L	S	7	5	71.4	44	6.3	0	0.0	0	0.0	14	0	0	87.8
12/18/11	@ Ind	L	S	40	27	67.5	223	5.6	0	0.0	2	5.0	27	0	0	60.7
12/24/11	Jax	W	S	40	24	60.0	350	8.8	1	2.5	2	5.0	55t	1	8	76.0
01/01/11	@ Hou	W	S	35	22	62.9	297	8.5	2	5.7	0	0.0	55	3	22	108.9
<b>2011 Totals:</b>		<b>9-7</b>	<b>16 / 16</b>	<b>518</b>	<b>319</b>	<b>61.6</b>	<b>3571</b>	<b>6.9</b>	<b>18</b>	<b>3.5</b>	<b>14</b>	<b>2.7</b>	<b>80t</b>	<b>19</b>	<b>153</b>	<b>82.4</b>

### JAKE LOCKER

Date	Opp	W-L	GP / GS	Att	Cmp	Pct	Yds	Yd/Att	TD	TD%	Int	Int%	Lg	Sk	Yds	Rat
09/11/11	@ Jax	L	DNP	0	0	-	0	-	0	-	0	-	0	0	0	-
09/18/11	Bal	W	DNP	0	0	-	0	-	0	-	0	-	0	0	0	-
09/25/11	Den	W	DNP	0	0	-	0	-	0	-	0	-	0	0	0	-
10/02/11	@ Cle	W	p	1	0	0.0	0	0.0	0	0.0	0	0.0	-	0	0	39.6
10/09/11	@ Pit	L	DNP	0	0	-	0	-	0	-	0	-	0	0	0	-
10/23/11	Hou	L	p	1	1	100.0	12	12.0	0	0.0	0	0.0	12	1	9	116.7
10/30/11	Ind	W	DNP	0	0	-	0	-	0	-	0	-	0	0	0	-
11/06/11	Cin	L	DNP	0	0	-	0	-	0	-	0	-	0	0	0	-
11/13/11	@ Car	W	DNP	0	0	-	0	-	0	-	0	-	0	0	0	-
11/20/11	@ Atl	L	p	19	9	47.4	140	7.4	2	10.5	0	0.0	40t	1	7	107.3
11/27/11	TB	W	DNP	0	0	-	0	-	0	-	0	-	0	0	0	-
12/04/11	@ Buf	W	DNP	0	0	-	0	-	0	-	0	-	0	0	0	-
12/11/11	NO	L	p	29	13	44.8	282	9.7	1	3.4	0	0.0	54	2	12	91.5
12/18/11	@ Ind	L	p	16	11	68.8	108	6.8	1	6.3	0	0.0	15	1	9	108.3
12/24/11	Jax	W	DNP	0	0	-	0	-	0	-	0	-	0	0	0	-
01/01/11	@ Hou	W	DNP	0	0	-	0	-	0	-	0	-	0	0	0	-
<b>2011 Totals:</b>		<b>9-7</b>	<b>5 / 0</b>	<b>66</b>	<b>34</b>	<b>51.5</b>	<b>542</b>	<b>8.2</b>	<b>4</b>	<b>6.1</b>	<b>0</b>	<b>0.0</b>	<b>54</b>	<b>5</b>	<b>37</b>	<b>99.4</b>

### RUSTY SMITH

Date	Opp	W-L	GP / GS	Att	Cmp	Pct	Yds	Yd/Att	TD	TD%	Int	Int%	Lg	Sk	Yds	Rat
09/11/11	@ Jax	L	IA	0	0	-	0	-	0	-	0	-	0	0	0	-
09/18/11	Bal	W	IA	0	0	-	0	-	0	-	0	-	0	0	0	-
09/25/11	Den	W	IA	0	0	-	0	-	0	-	0	-	0	0	0	-
10/02/11	@ Cle	W	IA	0	0	-	0	-	0	-	0	-	0	0	0	-
10/09/11	@ Pit	L	IA	0	0	-	0	-	0	-	0	-	0	0	0	-
10/23/11	Hou	L	IA	0	0	-	0	-	0	-	0	-	0	0	0	-
10/30/11	Ind	W	IA	0	0	-	0	-	0	-	0	-	0	0	0	-
11/06/11	Cin	L	IA	0	0	-	0	-	0	-	0	-	0	0	0	-
11/13/11	@ Car	W	IA	0	0	-	0	-	0	-	0	-	0	0	0	-
11/20/11	@ Atl	L	IA	0	0	-	0	-	0	-	0	-	0	0	0	-
11/27/11	TB	W	IA	0	0	-	0	-	0	-	0	-	0	0	0	-
12/04/11	@ Buf	W	IA	0	0	-	0	-	0	-	0	-	0	0	0	-
12/11/11	NO	L	IA	0	0	-	0	-	0	-	0	-	0	0	0	-
12/18/11	@ Ind	L	DNP	0	0	-	0	-	0	-	0	-	0	0	0	-
12/24/11	Jax	W	IA	0	0	-	0	-	0	-	0	-	0	0	0	-
01/01/11	@ Hou	W	IA	0	0	-	0	-	0	-	0	-	0	0	0	-
<b>2011 Totals:</b>		<b>9-7</b>	<b>0 / 0</b>	<b>0</b>	<b>0</b>	<b>-</b>	<b>0</b>	<b>-</b>	<b>0</b>	<b>-</b>	<b>0</b>	<b>-</b>	<b>0</b>	<b>0</b>	<b>0</b>	<b>-</b>

## 2011 TITANS GAME-BY-GAME INDIVIDUAL RUSHING STATISTICS

AHMARD HALL										JAMIE HARPER										
Date	Opp	GP	/	GS	Att	Yds	Avg	Lg	TD	Date	Opp	GP	/	GS	Att	Yds	Avg	Lg	TD	
09/11/11	@ Jax			SUS	0	0	-	0	0	09/11/11	@ Jax			p	3	10	3.3	6	0	
09/18/11	Bal			SUS	0	0	-	0	0	09/18/11	Bal			DNP	0	0	-	0	0	
09/25/11	Den			SUS	0	0	-	0	0	09/25/11	Den			p	0	0	-	0	0	
10/02/11	@ Cle			SUS	0	0	-	0	0	10/02/11	@ Cle			p	1	2	2.0	2	0	
10/09/11	@ Pit			S	0	0	-	0	0	10/09/11	@ Pit			p	0	0	-	0	0	
10/23/11	Hou			S	0	0	-	0	0	10/23/11	Hou			p	2	4	2.0	3	0	
10/30/11	Ind			S	0	0	-	0	0	10/30/11	Ind			p	1	0	0.0	0	0	
11/06/11	Cin			S	0	0	-	0	0	11/06/11	Cin			p	0	0	-	0	0	
11/13/11	@ Car			S	0	0	-	0	0	11/13/11	@ Car			p	0	0	-	0	0	
11/20/11	@ Atl			S	0	0	-	0	0	11/20/11	@ Atl			p	0	0	-	0	0	
11/27/11	TB			p	1	2	2.0	2	0	11/27/11	TB			IA	0	0	-	0	0	
12/04/11	@ Buf			S	2	14	7.0	12	0	12/04/11	@ Buf			DNP	0	0	-	0	0	
12/11/11	NO			p	0	0	-	0	0	12/11/11	NO			p	0	0	-	0	0	
12/18/11	@ Ind			p	0	0	-	0	0	12/18/11	@ Ind			p	2	3	1.5	2	0	
12/24/11	Jax			p	1	1	1.0	1	0	12/24/11	Jax			p	4	6	1.5	8	1	
01/01/11	@ Hou			p	2	7	3.5	4	0	01/01/11	@ Hou			p	4	19	4.8	12	0	
<b>2011 Totals:</b>					<b>12</b>	<b>7</b>		<b>6</b>	<b>24</b>	<b>4.0</b>	<b>12</b>	<b>0</b>			<b>13</b>	<b>17</b>	<b>44</b>	<b>2.6</b>	<b>12</b>	<b>1</b>

MATT HASSELBECK										CHRIS JOHNSON											
Date	Opp	GP	/	GS	Att	Yds	Avg	Lg	TD	Date	Opp	GP	/	GS	Att	Yds	Avg	Lg	TD		
09/11/11	@ Jax			S	1	9	9.0	9	0	09/11/11	@ Jax			S	9	24	2.7	9	0		
09/18/11	Bal			S	0	0	-	0	0	09/18/11	Bal			S	24	53	2.2	7	0		
09/25/11	Den			S	2	-2	-1.0	-1	0	09/25/11	Den			S	13	21	1.6	8	0		
10/02/11	@ Cle			S	1	5	5.0	5	0	10/02/11	@ Cle			S	23	101	4.4	25	0		
10/09/11	@ Pit			S	1	3	3.0	3	0	10/09/11	@ Pit			S	14	51	3.6	21	1		
10/23/11	Hou			S	0	0	-	0	0	10/23/11	Hou			S	10	18	1.8	3	0		
10/30/11	Ind			S	1	-1	-1.0	-1	0	10/30/11	Ind			S	14	34	2.4	11	0		
11/06/11	Cin			S	2	3	1.5	2	0	11/06/11	Cin			S	14	64	4.6	20	0		
11/13/11	@ Car			S	1	21	21.0	21	0	11/13/11	@ Car			S	27	130	4.8	25	1		
11/20/11	@ Atl			S	1	17	17.0	17	0	11/20/11	@ Atl			S	12	13	1.1	6	0		
11/27/11	TB			S	2	-2	-1.0	-1	0	11/27/11	TB			S	23	190	8.3	34	0		
12/04/11	@ Buf			S	1	-1	-1.0	-1	0	12/04/11	@ Buf			S	23	153	6.7	48t	2		
12/11/11	NO			S	0	0	-	0	0	12/11/11	NO			S	11	23	2.1	9	0		
12/18/11	@ Ind			S	1	-1	-1.0	-1	0	12/18/11	@ Ind			S	15	55	3.7	35	0		
12/24/11	Jax			S	5	2	0.4	7	0	12/24/11	Jax			S	15	56	3.7	13	0		
01/01/11	@ Hou			S	1	-1	-1.0	-1	0	01/01/11	@ Hou			S	15	61	4.1	27	0		
<b>2011 Totals:</b>					<b>16</b>	<b>16</b>		<b>20</b>	<b>52</b>	<b>2.6</b>	<b>21</b>	<b>0</b>			<b>16</b>	<b>16</b>	<b>262</b>	<b>1047</b>	<b>4.0</b>	<b>48t</b>	<b>4</b>

JAKE LOCKER										JAVON RINGER									
Date	Opp	GP	/	GS	Att	Yds	Avg	Lg	TD	Date	Opp	GP	/	GS	Att	Yds	Avg	Lg	TD
09/11/11	@ Jax			DNP	0	0	-	0	0	09/11/11	@ Jax			IA	0	0	-	0	0
09/18/11	Bal			DNP	0	0	-	0	0	09/18/11	Bal			p	5	21	4.2	12	1
09/25/11	Den			DNP	0	0	-	0	0	09/25/11	Den			p	6	-6	-1.0	3	0
10/02/11	@ Cle			p	0	0	-	0	0	10/02/11	@ Cle			p	4	4	1.0	4	0
10/09/11	@ Pit			DNP	0	0	-	0	0	10/09/11	@ Pit			p	3	12	4.0	5	0
10/23/11	Hou			p	0	0	-	0	0	10/23/11	Hou			p	3	31	10.3	25	0
10/30/11	Ind			DNP	0	0	-	0	0	10/30/11	Ind			p	14	60	4.3	13	0
11/06/11	Cin			DNP	0	0	-	0	0	11/06/11	Cin			p	4	11	2.8	5	0
11/13/11	@ Car			DNP	0	0	-	0	0	11/13/11	@ Car			p	6	19	3.2	9	0
11/20/11	@ Atl			p	1	11	11.0	11	0	11/20/11	@ Atl			p	0	0	-	0	0
11/27/11	TB			DNP	0	0	-	0	0	11/27/11	TB			p	9	12	1.3	7	0
12/04/11	@ Buf			DNP	0	0	-	0	0	12/04/11	@ Buf			p	5	21	4.2	11	0
12/11/11	NO			p	6	36	6.0	17	1	12/11/11	NO			p	0	0	-	0	0
12/18/11	@ Ind			p	1	9	9.0	9	0	12/18/11	@ Ind			IA	0	0	-	0	0
12/24/11	Jax			DNP	0	0	-	0	0	12/24/11	Jax			Injured Reserve					
01/01/11	@ Hou			DNP	0	0	-	0	0	01/01/11	@ Hou			Injured Reserve					
<b>2011 Totals:</b>					<b>8</b>	<b>56</b>	<b>7.0</b>	<b>17</b>	<b>1</b>	<b>2011 Totals:</b>					<b>12</b>	<b>185</b>	<b>3.1</b>	<b>25</b>	<b>1</b>

**Other rushers:** Brett Kern (1 for 21 yards vs. Den on 9/25); Nate Washington (1 for 3-yard TD vs. Ind on 10/30; 1 for 2 yards vs. Car on 11/13); Marc Mariani (1 for 4 yards vs. Den on 9/25)



## 2011 TITANS GAME-BY-GAME INDIVIDUAL RECEIVING STATISTICS

DONNIE AVERY										KENNY BRITT										
Date	Opp	GP	/	GS	No	Yds	Avg	Lg	TD	Date	Opp	GP	/	GS	No	Yds	Avg	Lg	TD	
Sept 11	@ Jax				Not on Roster						09/11/11	@ Jax	S			5	136	27.2	80t	2
Sept 18	Balt				Not on Roster						09/18/11	Bal	S			9	135	15.0	37	1
Sept 25	Den				Not on Roster						09/25/11	Den	S			3	18	6.0	13	0
Oct 2	@ Cle	p			0	0	-	0	0	10/03/10	Den				Injured Reserve					
Oct 9	@ Pit	p			0	0	-	0	0	10/10/10	@ Dal				Injured Reserve					
Oct 23	Hou	p			0	0	-	0	0	10/18/10	@ Jax				Injured Reserve					
Oct 30	Ind	p			0	0	-	0	0	10/24/10	Phi				Injured Reserve					
Nov 6	Cin	p			0	0	-	0	0	10/31/10	@ SD				Injured Reserve					
Nov 13	@ Car	p			0	0	-	0	0	11/14/10	@ Mia				Injured Reserve					
Nov 20	@ Atl	IA			0	0	-	0	0	11/21/10	Was				Injured Reserve					
Nov 27	TB	IA			0	0	-	0	0	11/28/10	@ Hou				Injured Reserve					
Dec 4	@ Buf	IA			0	0	-	0	0	12/05/10	Jax				Injured Reserve					
Dec 11	NO	DNP			0	0	-	0	0	12/09/10	Ind				Injured Reserve					
Dec 18	@ Ind	IA			0	0	-	0	0	12/19/10	Hou				Injured Reserve					
Dec 24	Jax	p			0	0	-	0	0	12/26/10	@ KC				Injured Reserve					
Jan 1	@ Hou	p			3	45	15.0	23	1	01/02/10	@ Ind				Injured Reserve					
<b>2011 Totals</b>		<b>8</b>	<b>/</b>	<b>0</b>	<b>3</b>	<b>45</b>	<b>15.0</b>	<b>23</b>	<b>1</b>	<b>2011 Totals</b>		<b>3</b>	<b>/</b>	<b>3</b>	<b>17</b>	<b>289</b>	<b>17.0</b>	<b>80t</b>	<b>3</b>	

JARED COOK (TE)										DANIEL GRAHAM (TE)									
Date	Opp	GP	/	GS	No	Yds	Avg	Lg	TD	Date	Opp	GP	/	GS	No	Yds	Avg	Lg	TD
09/11/11	@ Jax	S			1	7	7.0	7	0	09/11/11	@ Jax	p			0	0	-	0	0
09/18/11	Bal	p			2	37	18.5	33	0	09/18/11	Bal	p			0	0	-	0	0
09/25/11	Den	p			2	12	6.0	6	0	09/25/11	Den	S			1	4	4.0	4t	1
10/02/11	@ Cle	p			2	93	46.5	80t	1	10/02/11	@ Cle	S			0	0	-	0	0
10/09/11	@ Pit	p			4	59	14.8	19	0	10/09/11	@ Pit	S			0	0	-	0	0
10/23/11	Hou	p			2	22	11.0	17	1	10/23/11	Hou	S			0	0	-	0	0
10/30/11	Ind	p			2	40	20.0	32	0	10/30/11	Ind	S			0	0	-	0	0
11/06/11	Cin	p			4	47	11.8	15	0	11/06/11	Cin	p			0	0	-	0	0
11/13/11	@ Car	p			1	18	18.0	18	0	11/13/11	@ Car	p			0	0	-	0	0
11/20/11	@ Atl	p			5	51	10.2	22	0	11/20/11	@ Atl	S			0	0	-	0	0
11/27/11	TB	S			3	38	12.7	20	0	11/27/11	TB	p			0	0	-	0	0
12/04/11	@ Buf	p			0	0	-	0	0	12/04/11	@ Buf	p			1	21	21.0	21	0
12/11/11	NO	S			0	0	-	0	0	12/11/11	NO	p			0	0	-	0	0
12/18/11	@ Ind	p			9	103	11.4	27	0	12/18/11	@ Ind	S			0	0	-	0	0
12/24/11	Jax	S			8	169	21.1	55t	1	12/24/11	Jax	p			0	0	-	0	0
01/01/11	@ Hou	S			4	63	15.8	25	0	01/01/11	@ Hou	p			0	0	-	0	0
<b>2011 Totals:</b>		<b>16</b>	<b>/</b>	<b>5</b>	<b>49</b>	<b>759</b>	<b>15.5</b>	<b>80t</b>	<b>3</b>	<b>2011 Totals:</b>		<b>16</b>	<b>/</b>	<b>7</b>	<b>2</b>	<b>25</b>	<b>12.5</b>	<b>21</b>	<b>1</b>

AHMARD HALL (FB)										JAMIE HARPER (RB)									
Date	Opp	GP	/	GS	No	Yds	Avg	Lg	TD	Date	Opp	GP	/	GS	No	Yds	Avg	Lg	TD
09/11/11	@ Jax	SUS			0	0	-	0	0	09/11/11	@ Jax	p			1	21	21.0	21	0
09/18/11	Bal	SUS			0	0	-	0	0	09/18/11	Bal	DNP			0	0	-	0	0
09/25/11	Den	SUS			0	0	-	0	0	09/25/11	Den	p			0	0	-	0	0
10/02/11	@ Cle	SUS			0	0	-	0	0	10/02/11	@ Cle	p			0	0	-	0	0
10/09/11	@ Pit	S			0	0	-	0	0	10/09/11	@ Pit	p			0	0	-	0	0
10/23/11	Hou	S			0	0	-	0	0	10/23/11	Hou	p			0	0	-	0	0
10/30/11	Ind	S			2	13	6.5	7	0	10/30/11	Ind	p			0	0	-	0	0
11/06/11	Cin	S			1	9	9.0	9	0	11/06/11	Cin	p			0	0	-	0	0
11/13/11	@ Car	S			0	0	-	0	0	11/13/11	@ Car	p			0	0	-	0	0
11/20/11	@ Atl	S			0	0	-	0	0	11/20/11	@ Atl	p			0	0	-	0	0
11/27/11	TB	p			1	10	10.0	10	0	11/27/11	TB	IA			0	0	-	0	0
12/04/11	@ Buf	S			2	12	6.0	9	0	12/04/11	@ Buf	DNP			0	0	-	0	0
12/11/11	NO	p			0	0	-	0	0	12/11/11	NO	p			0	0	-	0	0
12/18/11	@ Ind	p			2	-2	-1.0	1	0	12/18/11	@ Ind	p			1	2	2.0	2	0
12/24/11	Jax	p			0	0	-	0	0	12/24/11	Jax	p			1	5	5.0	5	0
01/01/11	@ Hou	p			1	4	4.0	4	0	01/01/11	@ Hou	p			1	4	4.0	4	0
<b>2011 Totals:</b>		<b>12</b>	<b>/</b>	<b>7</b>	<b>9</b>	<b>46</b>	<b>5.1</b>	<b>10</b>	<b>0</b>	<b>2011 Totals:</b>		<b>13</b>	<b>/</b>	<b>0</b>	<b>4</b>	<b>32</b>	<b>8.0</b>	<b>21</b>	<b>0</b>

## 2011 TITANS GAME-BY-GAME INDIVIDUAL RECEIVING STATISTICS

LAVELLE HAWKINS										CHRIS JOHNSON (RB)									
Date	Opp	GP	/	GS	No	Yds	Avg	Lg	TD	Date	Opp	GP	/	GS	No	Yds	Avg	Lg	TD
09/11/11	@ Jax			p	0	0	-	0	0	09/11/11	@ Jax			S	6	25	4.2	11	0
09/18/11	Bal			p	3	22	7.3	8	0	09/18/11	Bal			S	3	12	4.0	6	0
09/25/11	Den			p	2	16	8.0	11	0	09/25/11	Den			S	4	54	13.5	34	0
10/02/11	@ Cle			p	2	38	19.0	20	0	10/02/11	@ Cle			S	2	11	5.5	6	0
10/09/11	@ Pit			p	4	33	8.3	16	0	10/09/11	@ Pit			S	3	14	4.7	9	0
10/23/11	Hou			p	3	24	8.0	12	0	10/23/11	Hou			S	6	27	4.5	17	0
10/30/11	Ind			p	3	18	6.0	7	0	10/30/11	Ind			S	3	17	5.7	10	0
11/06/11	Cin			p	5	63	12.6	30	1	11/06/11	Cin			S	4	46	11.5	21	0
11/13/11	@ Car			p	1	3	3.0	3	0	11/13/11	@ Car			S	4	44	11.0	29	0
11/20/11	@ Atl			p	1	32	32.0	32	0	11/20/11	@ Atl			S	3	15	5.0	6	0
11/27/11	TB			p	5	51	10.2	17	0	11/27/11	TB			S	1	3	3.0	3	0
12/04/11	@ Buf			p	2	9	4.5	5	0	12/04/11	@ Buf			S	1	4	4.0	4	0
12/11/11	NO			p	3	49	16.3	25	0	12/11/11	NO			S	5	43	8.6	14	0
12/18/11	@ Ind			p	8	88	11.0	22	0	12/18/11	@ Ind			S	8	54	6.8	19	0
12/24/11	Jax			S	2	5	2.5	5	0	12/24/11	Jax			S	0	0	-	0	0
01/01/11	@ Hou			S	3	19	6.3	7	0	01/01/11	@ Hou			S	4	49	12.3	20	0
<b>2011 Totals:</b>		<b>16</b>	<b>/</b>	<b>2</b>	<b>47</b>	<b>470</b>	<b>10.0</b>	<b>32</b>	<b>1</b>	<b>2011 Totals:</b>		<b>16</b>	<b>/</b>	<b>16</b>	<b>57</b>	<b>418</b>	<b>7.3</b>	<b>34</b>	<b>0</b>

QUINN JOHNSON (FB)										MARC MARIANI									
Date	Opp	GP	/	GS	No	Yds	Avg	Lg	TD	Date	Opp	GP	/	GS	No	Yds	Avg	Lg	TD
Sept 11	@ Jax			p	0	0	-	0	0	09/11/11	@ Jax			p	0	0	-	0	0
Sept 18	Balt			S	1	13	13.0	13	0	09/18/11	Bal			p	2	9	4.5	5	0
Sept 25	Den			p	2	17	8.5	9	0	09/25/11	Den			p	1	4	4.0	4	0
Oct 2	@ Cle			p	0	0	-	0	0	10/02/11	@ Cle			p	0	0	-	0	0
Oct 9	@ Pit			Not on roster						10/09/11	@ Pit			p	1	5	5.0	5	0
Oct 23	Hou			Not on roster						10/23/11	Hou			p	0	0	-	0	0
Oct 30	Ind			Not on roster						10/30/11	Ind			p	0	0	-	0	0
Nov 6	Cin			Not on roster						11/06/11	Cin			p	1	6	6.0	6	0
Nov 13	@ Car			Not on roster						11/13/11	@ Car			p	0	0	-	0	0
Nov 20	@ Atl			Not on roster						11/20/11	@ Atl			p	0	0	-	0	0
Nov 27	TB			Not on roster						11/27/11	TB			p	0	0	-	0	0
Dec 4	@ Buf			Not on roster						12/04/11	@ Buf			p	0	0	-	0	0
Dec 11	NO			Not on roster						12/11/11	NO			p	0	0	-	0	0
Dec 18	@ Ind			Not on roster						12/18/11	@ Ind			p	0	0	-	0	0
Dec 24	Jax			IA	0	0	-	0	0	12/24/11	Jax			p	0	0	-	0	0
Jan 1	@ Hou			IA	0	0	-	0	0	01/01/11	@ Hou			p	0	0	-	0	0
<b>Totals</b>		<b>4</b>	<b>/</b>	<b>1</b>	<b>3</b>	<b>30</b>	<b>10.0</b>	<b>13</b>	<b>0</b>	<b>2011 Totals:</b>		<b>16</b>	<b>/</b>	<b>0</b>	<b>5</b>	<b>24</b>	<b>4.8</b>	<b>6</b>	<b>0</b>

JAVON RINGER (RB)										CRAIG STEVENS (TE)									
Date	Opp	GP	/	GS	No	Yds	Avg	Lg	TD	Date	Opp	GP	/	GS	No	Yds	Avg	Lg	TD
09/11/11	@ Jax			IA	0	0	-	0	0	09/11/11	@ Jax			S	1	2	2.0	2	0
09/18/11	Bal			p	2	30	15.0	18	0	09/18/11	Bal			S	1	1	1.0	1	0
09/25/11	Den			p	2	17	8.5	13	0	09/25/11	Den			S	1	58	58.0	58	0
10/02/11	@ Cle			p	0	0	-	0	0	10/02/11	@ Cle			S	1	12	12.0	12t	1
10/09/11	@ Pit			p	6	16	2.7	8	0	10/09/11	@ Pit			p	0	0	-	0	0
10/23/11	Hou			p	1	17	17.0	17	0	10/23/11	Hou			p	1	11	11.0	11	0
10/30/11	Ind			p	5	42	8.4	15	0	10/30/11	Ind			IA	0	0	-	0	0
11/06/11	Cin			p	1	14	14.0	14	0	11/06/11	Cin			S	1	25	25.0	25	0
11/13/11	@ Car			p	1	7	7.0	7	0	11/13/11	@ Car			S	0	0	-	0	0
11/20/11	@ Atl			p	3	35	11.7	15	0	11/20/11	@ Atl			S	0	0	-	0	0
11/27/11	TB			p	4	6	1.5	5	0	11/27/11	TB			S	0	0	-	0	0
12/04/11	@ Buf			p	2	-8	-4.0	-3	0	12/04/11	@ Buf			S	0	0	-	0	0
12/11/11	NO			p	1	11	11.0	11	0	12/11/11	NO			S	1	31	31.0	31	0
12/18/11	@ Ind			IA	0	0	-	0	0	12/18/11	@ Ind			S	1	9	9.0	9	0
12/24/11	Jax			Injured Reserve						12/24/11	Jax			p	1	17	17.0	17	0
01/01/11	@ Hou			Injured Reserve						01/01/11	@ Hou			p	0	0	-	0	0
<b>2011 Totals:</b>		<b>12</b>	<b>/</b>	<b>0</b>	<b>28</b>	<b>187</b>	<b>6.7</b>	<b>18</b>	<b>0</b>	<b>2011 Totals:</b>		<b>15</b>	<b>/</b>	<b>11</b>	<b>9</b>	<b>166</b>	<b>18.4</b>	<b>58</b>	<b>1</b>

## 2011 TITANS GAME-BY-GAME INDIVIDUAL RECEIVING STATISTICS

NATE WASHINGTON										DAMIAN WILLIAMS									
Date	Opp	GP	/	GS	No	Yds	Avg	Lg	TD	Date	Opp	GP	/	GS	No	Yds	Avg	Lg	TD
09/11/11	@ Jax			S	6	67	11.2	30	0	09/11/11	@ Jax			p	1	5	5.0	5	0
09/18/11	Bal			S	7	99	14.1	42	0	09/18/11	Bal			IA	0	0	-	0	0
09/25/11	Den			S	8	92	11.5	22	1	09/25/11	Den			p	1	19	19.0	19	0
10/02/11	@ Cle			S	2	62	31.0	57	0	10/02/11	@ Cle			S	1	4	4.0	4t	1
10/09/11	@ Pit			S	5	69	13.8	25	0	10/09/11	@ Pit			S	6	66	11.0	19t	1
10/23/11	Hou			S	1	10	10.0	10	0	10/23/11	Hou			S	1	5	5.0	5	0
10/30/11	Ind			S	4	34	8.5	14t	1	10/30/11	Ind			S	4	60	15.0	27	0
11/06/11	Cin			S	3	28	9.3	13	0	11/06/11	Cin			S	4	34	8.5	10	1
11/13/11	@ Car			S	3	40	13.3	15	0	11/13/11	@ Car			S	5	107	21.4	43t	1
11/20/11	@ Atl			p	9	115	12.8	40t	2	11/20/11	@ Atl			S	1	16	16.0	16	0
11/27/11	TB			S	1	12	12.0	12	0	11/27/11	TB			S	3	33	11.0	20	1
12/04/11	@ Buf			S	4	40	10.0	12	0	12/04/11	@ Buf			S	4	62	15.5	18	0
12/11/11	NO			S	6	130	21.7	40t	1	12/11/11	NO			S	2	62	31.0	54	0
12/18/11	@ Ind			S	7	62	8.9	15	1	12/18/11	@ Ind			S	2	15	7.5	9	0
12/24/11	Jax			S	4	71	17.8	26	0	12/24/11	Jax			S	8	83	10.4	48	0
01/01/11	@ Hou			S	4	92	23.0	55	1	01/01/11	@ Hou			S	2	21	10.5	11	0
<b>2011 Totals:</b>		<b>16</b>	<b>/</b>	<b>15</b>	<b>74</b>	<b>1023</b>	<b>13.8</b>	<b>57</b>	<b>7</b>	<b>2011 Totals:</b>		<b>15</b>	<b>/</b>	<b>13</b>	<b>45</b>	<b>592</b>	<b>13.2</b>	<b>54</b>	<b>5</b>

**Other receivers:** Eugene Amano (1 for 7 yards vs. TB on 11/27)

## 2011 TITANS GAME-BY-GAME INDIVIDUAL PUNTING STATISTICS

### BRETT KERN

Date	Opp	GP	/	GS	No.	Yds	Avg	Ret	Yds	R Avg	TB	In	Lg	Blk	Net
09/11/11	@ Jax			p	7	291	41.6	3	31	10.3	1	2	48	0	34.3
09/18/11	Bal			p	3	119	39.7	1	4	4.0	0	2	55	0	38.3
09/25/11	Den			p	4	176	44.0	3	47	15.7	0	0	62	0	32.3
10/02/11	@ Cle			p	6	237	39.5	2	18	9.0	0	2	64	0	36.5
10/09/11	@ Pit			p	4	169	42.3	0	0	-	0	1	44	0	42.3
10/23/11	Hou			p	7	319	45.6	1	0	0.0	1	2	54	0	42.7
10/30/11	Ind			p	8	330	41.3	4	17	4.3	2	2	55	0	34.1
11/06/11	Cin			p	7	320	45.7	5	9	1.8	1	1	54	0	41.6
11/13/11	@ Car			p	5	221	44.2	2	10	5.0	1	1	48	0	38.2
11/20/11	@ Atl			p	5	225	45.0	2	27	13.5	0	0	57	0	39.6
11/27/11	TB			p	3	88	29.3	0	0	-	0	3	41	0	29.3
12/04/11	@ Buf			p	5	239	47.8	2	10	5.0	0	4	57	0	45.8
12/11/11	NO			p	5	226	45.2	3	18	6.0	1	1	52	0	37.6
12/18/11	@ Ind			p	7	329	47.0	6	14	2.3	0	3	58	0	45.0
12/24/11	Jax			p	4	172	43.0	1	5	5.0	0	3	51	0	41.8
01/01/11	@ Hou			p	6	286	47.7	1	11	11.0	0	4	58	0	45.8
<b>2011 Totals:</b>		<b>16</b>	<b>/</b>	<b>0</b>	<b>86</b>	<b>3,747</b>	<b>43.6</b>	<b>36</b>	<b>221</b>	<b>6.1</b>	<b>7</b>	<b>31</b>	<b>64</b>	<b>0</b>	<b>39.4</b>

Other punters: (none)

## 2011 TITANS GAME-BY-GAME INDIVIDUAL RETURN STATISTICS

### MARC MARIANI

Date	Opp	GP	/	GS	Punt Returns					Kickoff Returns					
					No	FC	Yds	Avg	Lg	TD	No	Yds	Avg	Lg	TD
09/11/11	@ Jax			p	1	0	7	7.0	7	0	0	0	-	0	0
09/18/11	Bal			p	3	0	17	5.7	7	0	0	0	-	0	0
09/25/11	Den			p	4	1	21	5.3	12	0	0	0	-	0	0
10/02/11	@ Cle			p	2	1	17	8.5	9	0	2	48	24.0	24	0
10/09/11	@ Pit			p	1	0	10	10.0	10	0	3	93	31.0	42	0
10/23/11	Hou			p	2	0	33	16.5	20	0	5	103	20.6	29	0
10/30/11	Ind			p	2	3	39	19.5	26	0	0	0	-	0	0
11/06/11	Cin			p	1	2	8	8.0	8	0	1	27	27.0	27	0
11/13/11	@ Car			p	6	2	103	17.2	79t	1	0	0	-	0	0
11/20/11	@ Atl			p	1	1	-1	-1.0	-1	0	5	139	27.8	49	0
11/27/11	TB			p	1	1	3	3.0	3	0	4	83	20.8	25	0
12/04/11	@ Buf			p	3	1	72	24.0	26	0	1	21	21.0	21	0
12/11/11	NO			p	4	1	34	8.5	10	0	5	121	24.2	32	0
12/18/11	@ Ind			p	5	1	40	8.0	20	0	1	0	0.0	0	0
12/24/11	Jax			p	6	2	44	7.3	16	0	4	90	22.5	26	0
01/01/11	@ Hou			p	4	2	43	10.8	19	0	1	23	23.0	23	0
<b>2011 Totals:</b>		<b>16</b>	<b>/</b>	<b>0</b>	<b>46</b>	<b>18</b>	<b>490</b>	<b>10.7</b>	<b>79t</b>	<b>1</b>	<b>32</b>	<b>748</b>	<b>23.4</b>	<b>49</b>	<b>0</b>

Other punt returners: Tommie Campbell (1 for 0 yds vs. Cin. 11/6)

Other kickoff returners: Tommie Campbell (0 for 84-yard TD on reverse vs. TB 11/27)

## 2011 TITANS GAME-BY-GAME INDIVIDUAL DEFENSIVE STATISTICS

<b>KEN AMATO</b>					<b>TACKLES . . .</b>							<b>INTERCEPTIONS . . .</b>					<b>FUMBLES . . .</b>				
Date	Opp	GP	/	GS	Tot	Solo	Asst	Sk	Yds	QBP	TFL	No	Yds	Lg	TD	PD	FF	FR	Yds	SpT	
09/11/11	@ Jax		p		0	0	0	0.0	0.0	0	0	0	0	0	0	0	0	0	0	0	1
09/18/11	Bal		p		0	0	0	0.0	0.0	0	0	0	0	0	0	0	0	0	0	0	0
09/25/11	Den		p		0	0	0	0.0	0.0	0	0	0	0	0	0	0	0	0	0	0	0
10/02/11	@ Cle		p		0	0	0	0.0	0.0	0	0	0	0	0	0	0	0	0	0	0	0
10/09/11	@ Pit		p		0	0	0	0.0	0.0	0	0	0	0	0	0	0	0	0	0	0	0
10/23/11	Hou		p		0	0	0	0.0	0.0	0	0	0	0	0	0	0	0	0	0	0	0
10/30/11	Ind		p		0	0	0	0.0	0.0	0	0	0	0	0	0	0	0	0	0	0	1
11/06/11	Cin		p		0	0	0	0.0	0.0	0	0	0	0	0	0	0	0	0	0	0	0
11/13/11	@ Car		p		0	0	0	0.0	0.0	0	0	0	0	0	0	0	0	0	0	0	0
11/20/11	@ Atl		p		0	0	0	0.0	0.0	0	0	0	0	0	0	0	0	0	0	0	1
11/27/11	TB		p		0	0	0	0.0	0.0	0	0	0	0	0	0	0	0	0	0	0	0
12/04/11	@ Buf		p		0	0	0	0.0	0.0	0	0	0	0	0	0	0	0	0	0	0	0
12/11/11	NO		p		0	0	0	0.0	0.0	0	0	0	0	0	0	0	0	0	0	0	0
12/18/11	@ Ind		p		0	0	0	0.0	0.0	0	0	0	0	0	0	0	0	0	0	0	0
12/24/11	Jax		p		0	0	0	0.0	0.0	0	0	0	0	0	0	0	0	0	0	0	0
01/01/11	@ Hou		p		0	0	0	0.0	0.0	0	0	0	0	0	0	0	0	0	0	0	0
<b>2011 Totals:</b>		<b>16</b>	<b>/</b>	<b>0</b>	<b>0</b>	<b>0</b>	<b>0</b>	<b>0.0</b>	<b>0.0</b>	<b>0</b>	<b>0</b>	<b>0</b>	<b>0</b>	<b>0</b>	<b>0</b>	<b>0</b>	<b>0</b>	<b>0</b>	<b>0</b>	<b>0</b>	<b>3</b>

<b>AKEEM AYERS</b>					<b>TACKLES . . .</b>							<b>INTERCEPTIONS . . .</b>					<b>FUMBLES . . .</b>				
Date	Opp	GP	/	GS	Tot	Solo	Asst	Sk	Yds	QBP	TFL	No	Yds	Lg	TD	PD	FF	FR	Yds	SpT	
09/11/11	@ Jax		S		7	6	1	0.0	0.0	1	0	0	0	0	0	0	0	0	0	0	0
09/18/11	Bal		S		3	1	2	0.0	0.0	0	0	0	0	0	0	0	0	0	0	0	0
09/25/11	Den		S		6	3	3	0.0	0.0	0	0	0	0	0	0	0	0	0	0	0	0
10/02/11	@ Cle		S		4	3	1	1.0	1.0	1	0	0	0	0	0	0	0	0	0	0	0
10/09/11	@ Pit		S		2	1	1	0.0	0.0	0	0	0	0	0	0	0	0	0	0	0	0
10/23/11	Hou		S		2	2	0	0.0	0.0	0	0	0	0	0	0	0	0	0	0	0	0
10/30/11	Ind		S		2	1	1	0.0	0.0	0	0	0	0	0	0	0	0	0	0	0	2
11/06/11	Cin		S		6	4	2	0.0	0.0	1	0	0	0	0	0	0	0	0	0	0	1
11/13/11	@ Car		S		7	7	0	1.0	9.0	2	0	0	0	0	0	1	0	1	0	1	1
11/20/11	@ Atl		S		7	6	1	0.0	0.0	1	2	0	0	0	0	1	0	0	0	0	0
11/27/11	TB		S		8	8	0	0.0	0.0	0	1	0	0	0	0	0	0	0	0	0	0
12/04/11	@ Buf		S		6	4	2	0.0	0.0	0	0	0	0	0	0	0	0	0	0	0	0
12/11/11	NO		S		8	6	2	0.0	0.0	0	0	0	0	0	0	0	0	0	0	0	0
12/18/11	@ Ind		S		5	4	1	0.0	0.0	0	0	0	0	0	0	0	1	0	0	1	1
12/24/11	Jax		S		10	5	5	0.0	0.0	1	0	0	0	0	0	0	0	0	0	0	0
01/01/11	@ Hou		S		5	5	0	0.0	0.0	0	0	0	0	0	0	0	0	0	0	0	0
<b>2011 Totals:</b>		<b>16</b>	<b>/</b>	<b>16</b>	<b>88</b>	<b>66</b>	<b>22</b>	<b>2.0</b>	<b>10.0</b>	<b>7</b>	<b>3</b>	<b>0</b>	<b>0</b>	<b>0</b>	<b>0</b>	<b>2</b>	<b>1</b>	<b>1</b>	<b>0</b>	<b>5</b>	

<b>JORDAN BABINEAUX</b>					<b>TACKLES . . .</b>							<b>INTERCEPTIONS . . .</b>					<b>FUMBLES . . .</b>				
Date	Opp	GP	/	GS	Tot	Solo	Asst	Sk	Yds	QBP	TFL	No	Yds	Lg	TD	PD	FF	FR	Yds	SpT	
09/11/11	@ Jax		p		0	0	0	0.0	0.0	0	0	0	0	0	0	0	0	0	0	0	0
09/18/11	Bal		S		4	2	2	0.0	0.0	0	0	0	0	0	0	0	0	1	0	0	0
09/25/11	Den		S		9	6	3	0.0	0.0	0	1	0	0	0	0	0	0	0	0	0	0
10/02/11	@ Cle		p		7	5	2	0.0	0.0	1	0	1	97	97t	1	1	0	0	0	0	3
10/09/11	@ Pit		S		14	9	5	0.0	0.0	0	0	0	0	0	0	0	0	0	0	0	0
10/23/11	Hou		S		18	11	7	0.0	0.0	0	0	0	0	0	0	0	0	0	0	0	0
10/30/11	Ind		S		7	5	2	0.0	0.0	0	0	0	0	0	0	1	0	0	0	0	0
11/06/11	Cin		S		11	9	2	0.0	0.0	0	0	0	0	0	0	1	0	0	0	0	2
11/13/11	@ Car		S		5	5	0	0.0	0.0	0	0	0	0	0	0	2	0	0	0	0	1
11/20/11	@ Atl		S		11	5	6	0.0	0.0	0	0	0	0	0	0	1	0	0	0	0	0
11/27/11	TB		S		7	5	2	0.0	0.0	0	1	0	0	0	0	0	1	0	0	0	1
12/04/11	@ Buf		S		2	1	1	0.0	0.0	0	0	0	0	0	0	0	0	0	0	0	0
12/11/11	NO		S		5	4	1	0.0	0.0	0	0	0	0	0	0	1	0	0	0	0	0
12/18/11	@ Ind		S		5	4	1	0.0	0.0	0	0	0	0	0	0	0	0	0	0	0	1
12/24/11	Jax		S		5	4	1	0.0	0.0	0	0	0	0	0	0	0	0	0	0	0	0
01/01/11	@ Hou		S		7	6	1	0.0	0.0	0	0	0	0	0	0	0	0	0	0	0	0
<b>2011 Totals:</b>		<b>16</b>	<b>/</b>	<b>14</b>	<b>117</b>	<b>81</b>	<b>36</b>	<b>0.0</b>	<b>0.0</b>	<b>1.0</b>	<b>2</b>	<b>1</b>	<b>97</b>	<b>97t</b>	<b>1</b>	<b>7</b>	<b>1</b>	<b>1</b>	<b>0</b>	<b>8</b>	



## 2011 TITANS GAME-BY-GAME INDIVIDUAL DEFENSIVE STATISTICS

JURRELL CASEY					TACKLES . . .						INTERCEPTIONS . . .					FUMBLES . . .					
Date	Opp	GP	/	GS	Tot	Solo	Asst	Sk	Yds	QBP	TFL	No	Yds	Lg	TD	PD	FF	FR	Yds	SpT	
09/11/11	@ Jax			S	6	3	3	0.0	0.0	0	0	0	0	0	0	0	0	0	0	0	0
09/18/11	Bal			S	3	1	2	0.0	0.0	1	0	0	0	0	0	0	0	0	0	0	0
09/25/11	Den			S	3	2	1	0.0	0.0	0	0	0	0	0	0	0	0	0	0	0	0
10/02/11	@ Cle			S	7	6	1	0.0	0.0	2	0	0	0	0	0	0	0	0	0	0	0
10/09/11	@ Pit			S	6	3	3	1.0	4.0	0	0	0	0	0	0	0	0	0	0	0	0
10/23/11	Hou			S	5	3	2	0.0	0.0	0	1	0	0	0	0	0	0	0	0	0	0
10/30/11	Ind			S	5	4	1	0.0	0.0	1	0	0	0	0	0	0	0	0	0	0	0
11/06/11	Cin			S	3	1	2	0.0	0.0	0	0	0	0	0	0	0	0	0	0	0	0
11/13/11	@ Car			S	5	2	3	0.0	0.0	1	1	0	0	0	0	0	0	0	0	0	0
11/20/11	@ Atl			p	3	1	2	0.0	0.0	0	0	0	0	0	0	0	0	0	0	0	0
11/27/11	TB			S	4	3	1	0.0	0.0	0	0	0	0	0	0	0	1	1	0	0	0
12/04/11	@ Buf			S	5	4	1	0.0	0.0	0	0	0	0	0	0	0	0	0	0	0	0
12/11/11	NO			S	5	0	5	0.0	0.0	1	0	0	0	0	0	1	0	0	0	0	0
12/18/11	@ Ind			S	6	3	3	0.0	0.0	0	1	0	0	0	0	0	0	0	0	0	0
12/24/11	Jax			S	3	1	2	0.0	0.0	0	1	0	0	0	0	0	0	0	0	0	0
01/01/11	@ Hou			S	5	4	1	1.5	11.5	3	1	0	0	0	0	0	0	0	0	0	0
<b>2011 Totals:</b>		<b>16</b>	<b>/</b>	<b>15</b>	<b>74</b>	<b>41</b>	<b>33</b>	<b>2.5</b>	<b>15.5</b>	<b>9</b>	<b>5</b>	<b>0</b>	<b>0</b>	<b>0</b>	<b>0</b>	<b>1</b>	<b>1</b>	<b>1</b>	<b>0</b>	<b>0</b>	<b>0</b>

ZACH CLAYTON					TACKLES . . .						INTERCEPTIONS . . .					FUMBLES . . .					
Date	Opp	GP	/	GS	Tot	Solo	Asst	Sk	Yds	QBP	TFL	No	Yds	Lg	TD	PD	FF	FR	Yds	SpT	
09/11/11	@ Jax			p	2	1	1	0.0	0.0	0	0	0	0	0	0	0	0	0	0	0	0
09/18/11	Bal			p	1	0	1	0.0	0.0	0	0	0	0	0	0	0	0	0	0	0	0
09/25/11	Den			IA	0	0	0	0.0	0.0	0	0	0	0	0	0	0	0	0	0	0	0
10/02/11	@ Cle			IA	0	0	0	0.0	0.0	0	0	0	0	0	0	0	0	0	0	0	0
10/09/11	@ Pit			IA	0	0	0	0.0	0.0	0	0	0	0	0	0	0	0	0	0	0	0
10/23/11	Hou			IA	0	0	0	0.0	0.0	0	0	0	0	0	0	0	0	0	0	0	0
10/30/11	Ind			IA	0	0	0	0.0	0.0	0	0	0	0	0	0	0	0	0	0	0	0
11/06/11	Cin			IA	0	0	0	0.0	0.0	0	0	0	0	0	0	0	0	0	0	0	0
11/13/11	@ Car			IA	0	0	0	0.0	0.0	0	0	0	0	0	0	0	0	0	0	0	0
11/20/11	@ Atl			IA	0	0	0	0.0	0.0	0	0	0	0	0	0	0	0	0	0	0	0
11/27/11	TB			IA	0	0	0	0.0	0.0	0	0	0	0	0	0	0	0	0	0	0	0
12/04/11	@ Buf			IA	0	0	0	0.0	0.0	0	0	0	0	0	0	0	0	0	0	0	0
12/11/11	NO			IA	0	0	0	0.0	0.0	0	0	0	0	0	0	0	0	0	0	0	0
12/18/11	@ Ind			IA	0	0	0	0.0	0.0	0	0	0	0	0	0	0	0	0	0	0	0
12/24/11	Jax			IA	0	0	0	0.0	0.0	0	0	0	0	0	0	0	0	0	0	0	0
01/01/11	@ Hou			p	0	0	0	0.0	0.0	0	0	0	0	0	0	0	0	0	0	0	0
<b>2011 Totals:</b>		<b>3</b>	<b>/</b>	<b>0</b>	<b>3</b>	<b>1</b>	<b>2</b>	<b>0.0</b>	<b>0.0</b>	<b>0</b>	<b>0</b>	<b>0</b>	<b>0</b>	<b>0</b>	<b>0</b>	<b>0</b>	<b>0</b>	<b>0</b>	<b>0</b>	<b>0</b>	<b>0</b>

CORTLAND FINNEGAN					TACKLES . . .						INTERCEPTIONS . . .					FUMBLES . . .					
Date	Opp	GP	/	GS	Tot	Solo	Asst	Sk	Yds	QBP	TFL	No	Yds	Lg	TD	PD	FF	FR	Yds	SpT	
09/11/11	@ Jax			S	3	3	0	0.0	0.0	0	1	0	0	0	0	0	0	0	0	0	0
09/18/11	Bal			S	5	3	2	0.0	0.0	0	0	0	0	0	0	3	0	0	0	0	0
09/25/11	Den			S	4	2	2	0.0	0.0	0	0	0	0	0	0	1	0	0	0	0	0
10/02/11	@ Cle			S	15	13	2	0.0	0.0	0	0	0	0	0	1	0	0	0	0	0	0
10/09/11	@ Pit			S	4	3	1	0.0	0.0	0	0	1	8	8	0	1	0	0	0	0	0
10/23/11	Hou			S	5	4	1	0.0	0.0	0	1	0	0	0	0	0	0	0	0	0	0
10/30/11	Ind			S	7	7	0	0.0	0.0	0	1	0	0	0	0	0	0	0	0	0	0
11/06/11	Cin			S	4	3	1	0.0	0.0	0	1	0	0	0	0	2	0	0	0	0	0
11/13/11	@ Car			S	6	4	2	1.0	14.0	0	0	0	0	0	0	1	0	0	0	0	0
11/20/11	@ Atl			S	6	5	1	0.0	0.0	0	0	0	0	0	0	0	0	0	0	0	0
11/27/11	TB			S	3	2	1	0.0	0.0	0	0	0	0	0	0	0	0	1	0	0	0
12/04/11	@ Buf			S	10	7	3	0.0	0.0	0	1	0	0	0	0	1	0	0	0	0	0
12/11/11	NO			S	10	6	4	0.0	0.0	0	0	0	0	0	0	1	0	0	0	0	0
12/18/11	@ Ind			S	5	4	1	0.0	0.0	0	0	0	0	0	0	0	0	0	0	0	0
12/24/11	Jax			S	6	4	2	0.0	0.0	0	0	0	0	0	0	1	0	0	0	0	0
01/01/11	@ Hou			S	2	1	1	0.0	0.0	0	0	0	0	0	0	0	0	0	0	0	0
<b>2011 Totals:</b>		<b>16</b>	<b>/</b>	<b>16</b>	<b>95</b>	<b>71</b>	<b>24</b>	<b>1.0</b>	<b>14.0</b>	<b>0</b>	<b>5</b>	<b>1</b>	<b>8</b>	<b>8</b>	<b>0</b>	<b>12</b>	<b>0</b>	<b>1</b>	<b>0</b>	<b>0</b>	<b>0</b>







## 2011 TITANS GAME-BY-GAME INDIVIDUAL DEFENSIVE STATISTICS

KARL KLUG					TACKLES . . .							INTERCEPTIONS . . .					FUMBLES . . .			SpT	
Date	Opp	GP	/	GS	Tot	Solo	Asst	Sk	Yds	QBP	TFL	No	Yds	Lg	TD	PD	FF	FR	Yds	SpT	
09/11/11	@ Jax			p	4	2	2	0.0	0.0	0	1	0	0	0	0	0	0	0	0	0	0
09/18/11	Bal			p	1	1	0	1.0	4.0	0	0	0	0	0	0	0	2	0	0	0	0
09/25/11	Den			p	1	0	1	0.0	0.0	1	0	0	0	0	0	1	0	0	0	0	0
10/02/11	@ Cle			p	3	3	0	1.0	7.0	0	0	0	0	0	0	0	0	0	0	0	0
10/09/11	@ Pit			p	1	0	1	0.0	0.0	0	0	0	0	0	0	0	0	0	0	0	0
10/23/11	Hou			p	3	3	0	0.0	0.0	0	0	0	0	0	0	0	0	0	0	0	0
10/30/11	Ind			p	2	2	0	1.0	8.0	3	0	0	0	0	0	1	0	0	0	0	0
11/06/11	Cin			p	2	1	1	0.0	0.0	2	0	0	0	0	0	0	0	0	0	0	0
11/13/11	@ Car			p	2	1	1	0.0	0.0	0	1	0	0	0	0	0	0	0	0	0	0
11/20/11	@ Atl			S	2	1	1	0.0	0.0	0	0	0	0	0	0	0	0	0	0	0	0
11/27/11	TB			p	1	0	1	0.0	0.0	2	0	0	0	0	0	1	0	0	0	0	0
12/04/11	@ Buf			p	1	1	0	1.0	6.0	0	0	0	0	0	0	1	0	0	0	0	0
12/11/11	NO			p	3	2	1	2.0	14.0	1	0	0	0	0	0	0	0	0	0	0	0
12/18/11	@ Ind			p	1	0	1	0.0	0.0	0	0	0	0	0	0	0	0	0	0	0	0
12/24/11	Jax			p	2	1	1	1.0	11.0	0	0	0	0	0	0	0	0	0	0	0	0
01/01/11	@ Hou			p	3	0	3	0.0	0.0	1	0	0	0	0	0	0	0	0	0	0	0
<b>2011 Totals:</b>		<b>16</b>	<b>/</b>	<b>1</b>	<b>32</b>	<b>18</b>	<b>14</b>	<b>7.0</b>	<b>50.0</b>	<b>10</b>	<b>2</b>	<b>0</b>	<b>0</b>	<b>0</b>	<b>0</b>	<b>4</b>	<b>2</b>	<b>0</b>	<b>0</b>	<b>0</b>	<b>0</b>

KEVIN MALAST					TACKLES . . .							INTERCEPTIONS . . .					FUMBLES . . .			SpT	
Date	Opp	GP	/	GS	Tot	Solo	Asst	Sk	Yds	QBP	TFL	No	Yds	Lg	TD	PD	FF	FR	Yds	SpT	
Sept 11	@ Jax																				
Sept 18	Balt																				
Sept 25	Den																				
Oct 2	@ Cle																				
Oct 9	@ Pit																				
Oct 23	Hou																				
Oct 30	Ind																				
Nov 6	Cin																				
Nov 13	@ Car																				
Nov 20	@ Atl																				
Nov 27	TB																				
Dec 4	@ Buf																				
Dec 11	NO																				
Dec 18	@ Ind			p	0	0	0	0.0	0.0	0	0	0	0	0	0	0	0	0	0	0	0
Dec 24	Jax			p	0	0	0	0.0	0.0	0	0	0	0	0	0	0	0	0	0	0	1
Jan 1	@ Hou			p	0	0	0	0.0	0.0	0	0	0	0	0	0	0	0	0	0	0	1
<b>Totals</b>		<b>3</b>	<b>/</b>	<b>0</b>	<b>0</b>	<b>0</b>	<b>0</b>	<b>0.0</b>	<b>0.0</b>	<b>0</b>	<b>0</b>	<b>0</b>	<b>0</b>	<b>0</b>	<b>0</b>	<b>0</b>	<b>0</b>	<b>0</b>	<b>0</b>	<b>0</b>	<b>2</b>

SEN'DERRICK MARKS					TACKLES . . .							INTERCEPTIONS . . .					FUMBLES . . .			SpT	
Date	Opp	GP	/	GS	Tot	Solo	Asst	Sk	Yds	QBP	TFL	No	Yds	Lg	TD	PD	FF	FR	Yds	SpT	
09/11/11	@ Jax			p	2	1	1	0.0	0.0	0	1	0	0	0	0	0	0	0	0	0	0
09/18/11	Bal			p	2	1	1	0.0	0.0	0	0	0	0	0	0	0	0	0	0	0	0
09/25/11	Den			p	3	2	1	0.0	0.0	0	0	0	0	0	0	0	0	0	0	0	0
10/02/11	@ Cle			p	1	0	1	0.0	0.0	0	0	0	0	0	0	0	0	0	0	0	0
10/09/11	@ Pit			p	3	1	2	0.0	0.0	0	0	0	0	0	0	0	0	0	0	0	0
10/23/11	Hou			p	2	1	1	0.0	0.0	0	1	0	0	0	0	0	0	0	0	0	0
10/30/11	Ind			S	1	0	1	0.0	0.0	0	0	0	0	0	0	0	0	0	0	0	0
11/06/11	Cin			S	2	1	1	0.0	0.0	2	0	0	0	0	0	0	0	0	0	0	0
11/13/11	@ Car			S	1	0	1	0.5	3.5	0	0	0	0	0	0	0	0	0	0	0	0
11/20/11	@ Atl			p	5	1	4	0.0	0.0	0	0	0	0	0	0	0	0	0	0	0	0
11/27/11	TB			S	4	2	2	0.0	0.0	0	0	0	0	0	0	0	0	0	0	0	0
12/04/11	@ Buf			S	3	1	2	0.0	0.0	1	0	0	0	0	0	1	1	0	0	0	0
12/11/11	NO			S	1	1	0	0.0	0.0	0	0	0	0	0	0	0	0	0	0	0	0
12/18/11	@ Ind			S	5	2	3	0.0	0.0	0	0	0	0	0	0	0	0	0	0	0	0
12/24/11	Jax			S	5	3	2	0.0	0.0	1	1	0	0	0	0	0	0	0	0	0	0
01/01/11	@ Hou			S	4	1	3	0.0	0.0	3	0	0	0	0	0	0	0	0	0	0	0
<b>2011 Totals:</b>		<b>16</b>	<b>/</b>	<b>9</b>	<b>44</b>	<b>18</b>	<b>26</b>	<b>0.5</b>	<b>3.5</b>	<b>7</b>	<b>3</b>	<b>0</b>	<b>0</b>	<b>0</b>	<b>0</b>	<b>1</b>	<b>1</b>	<b>0</b>	<b>0</b>	<b>0</b>	<b>0</b>

### 2011 TITANS GAME-BY-GAME INDIVIDUAL DEFENSIVE STATISTICS

<b>COLIN MCCARTHY</b>					<b>TACKLES . . .</b>						<b>INTERCEPTIONS . . .</b>					<b>FUMBLES . . .</b>					
Date	Opp	GP	/	GS	Tot	Solo	Asst	Sk	Yds	QBP	TFL	No	Yds	Lg	TD	PD	FF	FR	Yds	SpT	
09/11/11	@ Jax		p		1	1	0	0.0	0.0	0	1	0	0	0	0	0	0	0	0	0	2
09/18/11	Bal		p		0	0	0	0.0	0.0	0	0	0	0	0	0	0	0	0	0	0	2
09/25/11	Den		p		0	0	0	0.0	0.0	0	0	0	0	0	0	0	0	0	0	0	0
10/02/11	@ Cle		p		1	1	0	0.0	0.0	0	0	0	0	0	0	0	0	0	0	0	1
10/09/11	@ Pit		p		0	0	0	0.0	0.0	0	0	0	0	0	0	0	0	0	0	0	0
10/23/11	Hou		IA		0	0	0	0.0	0.0	0	0	0	0	0	0	0	0	0	0	0	0
10/30/11	Ind		IA		0	0	0	0.0	0.0	0	0	0	0	0	0	0	0	0	0	0	0
11/06/11	Cin		IA		0	0	0	0.0	0.0	0	0	0	0	0	0	0	0	0	0	0	0
11/13/11	@ Car		S		12	9	3	0.0	0.0	1	1	0	0	0	0	0	0	0	0	0	0
11/20/11	@ Atl		p		10	9	1	0.0	0.0	0	3	0	0	0	0	0	1	0	0	0	0
11/27/11	TB		S		11	8	3	0.0	0.0	0	0	1	0	0	0	1	0	0	0	0	0
12/04/11	@ Buf		S		11	9	2	0.0	0.0	0	0	0	0	0	0	1	1	2	0	0	0
12/11/11	NO		S		8	5	3	0.0	0.0	0	0	0	0	0	0	0	0	0	0	0	0
12/18/11	@ Ind		S		7	5	2	0.0	0.0	0	1	0	0	0	0	0	0	0	0	0	0
12/24/11	Jax		S		7	6	1	0.0	0.0	0	1	0	0	0	0	0	0	0	0	0	0
01/01/11	@ Hou		S		8	8	0	0.0	0.0	0	1	0	0	0	0	1	0	0	0	0	0
<b>2011 Totals:</b>		<b>13</b>	<b>/</b>	<b>7</b>	<b>76</b>	<b>61</b>	<b>15</b>	<b>0.0</b>	<b>0.0</b>	<b>1</b>	<b>8</b>	<b>1</b>	<b>0</b>	<b>0</b>	<b>0</b>	<b>3</b>	<b>2</b>	<b>2</b>	<b>0</b>	<b>5</b>	

<b>JASON McCOURTY</b>					<b>TACKLES . . .</b>						<b>INTERCEPTIONS . . .</b>					<b>FUMBLES . . .</b>					
Date	Opp	GP	/	GS	Tot	Solo	Asst	Sk	Yds	QBP	TFL	No	Yds	Lg	TD	PD	FF	FR	Yds	SpT	
09/11/11	@ Jax		S		7	5	2	1.0	10.0	0	0	0	0	0	0	1	1	0	0	0	0
09/18/11	Bal		S		5	4	1	0.0	0.0	0	0	1	30	30	0	1	0	0	0	0	0
09/25/11	Den		S		8	6	2	0.0	0.0	0	0	1	22	22	0	1	0	0	0	0	0
10/02/11	@ Cle		S		9	7	2	0.0	0.0	0	0	0	0	0	0	1	0	0	0	0	0
10/09/11	@ Pit		S		10	8	2	0.0	0.0	0	0	0	0	0	0	1	0	0	0	0	0
10/23/11	Hou		S		13	11	2	0.0	0.0	0	0	0	0	0	0	0	0	0	0	0	0
10/30/11	Ind		S		5	5	0	0.0	0.0	0	0	0	0	0	0	1	0	0	0	0	0
11/06/11	Cin		S		9	8	1	0.0	0.0	0	0	0	0	0	0	0	0	0	0	0	0
11/13/11	@ Car		S		7	5	2	0.0	0.0	0	0	0	0	0	0	0	0	0	0	0	0
11/20/11	@ Atl		S		5	5	0	0.0	0.0	0	0	0	0	0	0	0	0	0	0	0	0
11/27/11	TB		S		7	5	2	0.0	0.0	0	0	0	0	0	0	2	0	1	0	0	0
12/04/11	@ Buf		S		2	1	1	0.0	0.0	0	0	0	0	0	0	0	0	0	0	0	0
12/11/11	NO		IA		0	0	0	0.0	0.0	0	0	0	0	0	0	0	0	0	0	0	0
12/18/11	@ Ind		S		6	3	3	0.0	0.0	0	0	0	0	0	0	0	0	0	0	0	0
12/24/11	Jax		S		5	4	1	0.0	0.0	0	0	0	0	0	0	2	0	0	0	0	0
01/01/11	@ Hou		S		9	8	1	0.0	0.0	0	0	0	0	0	0	3	0	0	0	0	0
<b>2011 Totals:</b>		<b>15</b>	<b>/</b>	<b>15</b>	<b>107</b>	<b>85</b>	<b>22</b>	<b>1.0</b>	<b>10.0</b>	<b>0</b>	<b>0</b>	<b>2</b>	<b>52</b>	<b>30</b>	<b>0</b>	<b>13</b>	<b>1</b>	<b>1</b>	<b>0</b>	<b>0</b>	

<b>GERALD McRATH</b>					<b>TACKLES . . .</b>						<b>INTERCEPTIONS . . .</b>					<b>FUMBLES . . .</b>					
Date	Opp	GP	/	GS	Tot	Solo	Asst	Sk	Yds	QBP	TFL	No	Yds	Lg	TD	PD	FF	FR	Yds	SpT	
09/11/11	@ Jax		p		4	4	0	0.0	0.0	0	0	0	0	0	0	0	0	0	0	0	2
09/18/11	Bal		p		1	0	1	0.0	0.0	0	0	0	0	0	0	0	0	0	0	0	1
09/25/11	Den		p		0	0	0	0.0	0.0	0	0	0	0	0	0	0	0	0	0	0	0
10/02/11	@ Cle		IA		0	0	0	0.0	0.0	0	0	0	0	0	0	0	0	0	0	0	0
10/09/11	@ Pit		p		0	0	0	0.0	0.0	0	0	0	0	0	0	0	0	0	0	0	0
10/23/11	Hou		p		0	0	0	0.0	0.0	0	0	0	0	0	0	0	0	0	0	0	0
10/30/11	Ind		p		5	4	1	0.0	0.0	0	0	0	0	0	0	1	0	0	0	0	0
11/06/11	Cin		p		1	1	0	0.0	0.0	0	0	0	0	0	0	0	0	0	0	0	1
11/13/11	@ Car		p		2	2	0	0.0	0.0	0	0	0	0	0	0	0	0	0	0	0	0
11/20/11	@ Atl		p		0	0	0	0.0	0.0	0	0	0	0	0	0	0	0	0	0	0	0
11/27/11	TB		p		1	0	1	0.0	0.0	0	0	0	0	0	0	0	0	0	0	0	0
12/04/11	@ Buf		p		0	0	0	0.0	0.0	0	0	0	0	0	0	0	0	0	0	0	0
12/11/11	NO		p		0	0	0	0.0	0.0	0	0	0	0	0	0	0	0	0	0	0	0
12/18/11	@ Ind		IA		0	0	0	0.0	0.0	0	0	0	0	0	0	0	0	0	0	0	0
12/24/11	Jax		IA		0	0	0	0.0	0.0	0	0	0	0	0	0	0	0	0	0	0	0
01/01/11	@ Hou		IA		0	0	0	0.0	0.0	0	0	0	0	0	0	0	0	0	0	0	0
<b>2011 Totals:</b>		<b>12</b>	<b>/</b>	<b>0</b>	<b>14</b>	<b>11</b>	<b>3</b>	<b>0.0</b>	<b>0.0</b>	<b>0</b>	<b>0</b>	<b>0</b>	<b>0</b>	<b>0</b>	<b>0</b>	<b>1</b>	<b>0</b>	<b>0</b>	<b>0</b>	<b>4</b>	





## 2011 TITANS GAME-BY-GAME INDIVIDUAL DEFENSIVE STATISTICS

ALTEERRAUN VERNER					TACKLES . . .						INTERCEPTIONS . . .					FUMBLES . . .					
Date	Opp	GP	/	GS	Tot	Solo	Asst	Sk	Yds	QBP	TFL	No	Yds	Lg	TD	PD	FF	FR	Yds	SpT	
09/11/11	@ Jax			p	2	0	2	0.0	0.0	0	0	0	0	0	0	0	0	0	0	0	0
09/18/11	Bal			p	2	1	1	0.0	0.0	0	0	1	4	4	0	1	0	0	0	0	1
09/25/11	Den			p	4	1	3	0.0	0.0	0	0	0	0	0	0	0	0	0	0	0	1
10/02/11	@ Cle			p	4	1	3	0.0	0.0	0	0	0	0	0	0	0	0	0	0	0	1
10/09/11	@ Pit			p	2	1	1	0.0	0.0	0	0	0	0	0	0	1	0	0	0	0	0
10/23/11	Hou			p	0	0	0	0.0	0.0	0	0	0	0	0	0	0	0	0	0	0	0
10/30/11	Ind			p	6	4	2	0.0	0.0	0	0	0	0	0	0	2	0	0	0	0	0
11/06/11	Cin			p	4	3	1	0.0	0.0	0	0	0	0	0	0	0	0	0	0	0	0
11/13/11	@ Car			p	2	1	1	0.0	0.0	0	0	0	0	0	0	0	0	0	0	0	0
11/20/11	@ Atl			S	5	4	1	0.0	0.0	0	0	0	0	0	0	0	0	0	0	0	0
11/27/11	TB			p	2	1	1	0.0	0.0	0	1	0	0	0	0	0	0	0	0	0	0
12/04/11	@ Buf			S	4	3	1	0.0	0.0	0	0	0	0	0	0	0	0	0	0	0	0
12/11/11	NO			S	9	5	4	0.0	0.0	0	1	0	0	0	0	0	0	0	0	0	1
12/18/11	@ Ind			p	1	1	0	0.0	0.0	0	0	0	0	0	0	1	0	0	0	0	0
12/24/11	Jax			p	2	2	0	0.0	0.0	0	0	0	0	0	0	1	0	0	0	0	0
01/01/11	@ Hou			p	1	1	0	0.0	0.0	0	0	0	0	0	0	0	0	0	0	0	0
<b>2011 Totals:</b>		<b>16</b>	<b>/</b>	<b>3</b>	<b>50</b>	<b>29</b>	<b>21</b>	<b>0.0</b>	<b>0.0</b>	<b>0</b>	<b>2</b>	<b>1</b>	<b>4</b>	<b>4</b>	<b>0</b>	<b>6</b>	<b>0</b>	<b>0</b>	<b>0</b>	<b>0</b>	<b>4</b>

WILL WITHERSPOON					TACKLES . . .						INTERCEPTIONS . . .					FUMBLES . . .					
Date	Opp	GP	/	GS	Tot	Solo	Asst	Sk	Yds	QBP	TFL	No	Yds	Lg	TD	PD	FF	FR	Yds	SpT	
09/11/11	@ Jax			S	6	4	2	0.0	0.0	0	0	0	0	0	0	0	0	1	0	0	0
09/18/11	Bal			S	4	3	1	0.0	0.0	0	0	0	0	0	0	0	0	0	0	0	0
09/25/11	Den			S	4	3	1	1.0	1.0	0	0	1	7	7	0	1	0	0	0	0	0
10/02/11	@ Cle			S	9	8	1	0.0	0.0	0	0	0	0	0	0	2	0	0	0	0	0
10/09/11	@ Pit			S	5	4	1	0.0	0.0	0	1	0	0	0	0	0	0	0	0	0	0
10/23/11	Hou			S	5	4	1	0.0	0.0	0	0	0	0	0	0	0	0	0	0	0	0
10/30/11	Ind			S	0	0	0	0.0	0.0	0	0	0	0	0	0	0	0	0	0	0	0
11/06/11	Cin			S	2	1	1	0.0	0.0	0	0	0	0	0	0	0	0	0	0	0	0
11/13/11	@ Car			S	2	2	0	1.0	6.0	0	0	0	0	0	0	0	1	0	0	0	0
11/20/11	@ Atl			p	2	2	0	0.0	0.0	0	0	0	0	0	0	0	0	1	2	0	0
11/27/11	TB			S	2	1	1	0.0	0.0	0	0	0	0	0	0	0	0	0	0	0	0
12/04/11	@ Buf			p	3	3	0	0.0	0.0	0	1	0	0	0	0	0	0	0	0	0	0
12/11/11	NO			S	10	9	1	0.0	0.0	1	0	0	0	0	0	0	0	0	0	0	1
12/18/11	@ Ind			S	1	1	0	0.0	0.0	0	0	0	0	0	0	0	0	0	0	0	1
12/24/11	Jax			S	2	2	0	0.0	0.0	0	0	0	0	0	0	0	0	0	0	0	0
01/01/11	@ Hou			S	5	4	1	0.0	0.0	0	1	0	0	0	0	0	0	0	0	0	0
<b>2011 Totals:</b>		<b>16</b>	<b>/</b>	<b>14</b>	<b>62</b>	<b>51</b>	<b>11</b>	<b>2.0</b>	<b>7.0</b>	<b>1</b>	<b>3</b>	<b>1</b>	<b>7</b>	<b>7</b>	<b>0</b>	<b>3</b>	<b>1</b>	<b>2</b>	<b>2</b>	<b>2</b>	<b>2</b>

## 2011 TITANS GAME-BY-GAME FIELD GOALS & SCORING BY QUARTER

Date	Opp	TITANS							OPPONENTS						
		1ST	2ND	3RD	4TH	OT	TOTAL	FIELD GOALS	1ST	2ND	3RD	4TH	OT	TOTAL	FIELD GOALS
09/11/11	@ Jax	0	0	7	7	0	14	R. Bironas (67S)	7	3	3	3	0	16	J. Scobee (48G, 21G, 45G)
09/18/11	Bal	0	10	10	6	0	26	R. Bironas (34WR, 25G, 43G, 39G, 33G)	0	10	0	3	0	13	B. Cundiff (41G, 29G)
09/25/11	Den	0	10	0	7	0	17	R. Bironas (46G)	7	0	7	0	0	14	None.
10/02/11	@ Cle	7	14	10	0	0	31	R. Bironas (39G)	3	3	0	7	0	13	P. Dawson (48G, 51G)
10/09/11	@ Pit	3	0	7	7	0	17	R. Bironas (29G)	7	14	7	10	0	38	S. Suisham (19G)
10/23/11	Hou	0	0	7	0	0	7	None	3	17	7	14	0	41	N. Rackers (32G, 29G)
10/30/11	Ind	3	17	0	7	0	27	R. Bironas (51G, 50G)	0	0	3	7	0	10	A. Vinatieri (22G)
11/06/11	Cin	3	14	0	0	0	17	R. Bironas (43G)	0	7	7	10	0	24	M. Nugent (36G)
11/13/11	@ Car	14	3	3	10	0	30	R. Bironas (38G, 36G, 49G)	0	0	3	0	0	3	O. Mare (50WL, 29G)
11/20/11	@ Atl	0	3	7	7	0	17	R. Bironas (46G)	7	6	10	0	0	23	M. Bryant (19G, 33G, 24G)
11/27/11	TB	7	3	0	13	0	23	R. Bironas (42WR, 31G, 52G, 38G)	3	7	7	0	0	17	C. Barth (43G)
12/04/11	@ Buf	10	7	3	3	0	23	R. Bironas (48G, 27G, 44G)	7	3	0	7	0	17	D. Rayner (27G)
12/11/11	NO	0	3	7	7	0	17	R. Bironas (43G)	3	3	3	13	0	22	J. Kasey (25G, 29G, 22G)
12/18/11	@ Ind	0	6	0	7	0	13	R. Bironas (53G, 21G)	3	0	14	10	0	27	A. Vinatieri (47G, 40G)
12/24/11	Jax	10	7	3	3	0	23	R. Bironas (51G, 51G, 35G)	7	3	0	7	0	17	J. Scobee (39G)
01/01/11	@ Hou	0	13	3	7	0	23	R. Bironas (21G, 43G, 33G)	7	3	3	9	0	22	N. Rackers (52G, 37G, 22G)
<b>2011 Totals:</b>		<b>57</b>	<b>110</b>	<b>67</b>	<b>91</b>	<b>0</b>	<b>325</b>		<b>64</b>	<b>79</b>	<b>74</b>	<b>100</b>	<b>0</b>	<b>317</b>	

2011 TITANS GAME-BY-GAME SUMMARIES

GAME 1 – Titans 14, Jaguars 16
Sunday, Sept. 11, 2011 • 1:00 EST • EverBank Field

The Mike Munchak era officially got underway Sept. 11, 2011 in Jacksonville, but the Hall of Famer's Tennessee Titans did not get off to the start he had in mind. A sack by Jacksonville's Matt Roth on Tennessee's first offensive play set the tone for the first half in which Jacksonville lead every aspect of the game including an 18:51 to 11:09 time of possession advantage. The Jaguars got on the board on their first drive when Maurice Jones-Drew went untouched up the middle for a 21-yard touchdown. Josh Scobee connected from 48 yards out in the second quarter to give the Jaguars at 10-0 lead at the break. In the second half, the Titans defense limited Maurice Jones-Drew's production and made an important two-play goal-line stand to force a Scobee field goal. Down 13-0 in the third quarter and desperately needing production on offense, Matt Hasselbeck found Kenny Britt for an 80-yard score. Hasselbeck felt pressure and shoveled the ball as he fell and Britt caught it in stride and raced 80 yards untouched down the sideline. Jacksonville answered in the fourth quarter with a Scobee 45-yard field goal to give the Jaguars a 16-7 lead. The Titans put together their best drive of the game when they went 80 yards in 12 plays ending when Hasselbeck found Britt in the back corner of the end zone for their second touchdown hookup of the day. The Titans got the stop they needed on defense and got the ball back with just under two minutes to play with no timeouts, but the comeback attempt fell short when Hasselbeck was intercepted by Dwight Lowery with 16 seconds left to preserve a 16-14 Jacksonville win.

Scoreboard table for Game 1: Tennessee 0, Jacksonville 7. Quarter scores: Q1 (7-0), Q2 (7-3), Q3 (7-3), Q4 (7-3).

Scoring Play table for Game 1: Jaguars M. Jones-Drew 21 yd. run (J. Scobee kick) 1-6:49; Jaguars J. Scobee 48 yd. Field Goal 2-5:55; Jaguars J. Scobee 21 yd. Field Goal 3-2:33; Titans K. Britt 80 yd. pass from M. Hasselbeck (R. Bironas) 3-2:18; Jaguars J. Scobee 45 yd. Field Goal 4-12:22; Titans K. Britt 2 yd. pass from M. Hasselbeck (R. Bironas) 4-3:34.

Missed FG: R. Bironas TEN (67S)
Attendance: 61,619 Time of Game: 3:03
Weather: Sunny, 87° F, wind from SE 5 mph

Statistical comparison table for Game 1: First downs (13-20), 3rd-down conversion (41-36% vs 18-50%), Total yards (292-323), Rushing yards (43-163), Passing yards (249-160), Sacked-yards (2-14 vs 2-15), Punt return yards (1-7 vs 3-31), Fumbles-lost (1-0 vs 2-1).

Rushing table for Game 1: TITANS (C. Johnson 9-24-9, J. Harper 3-10-6, M. Hasselbeck 1-9-9) vs JAGUARS (M. Jones-Drew 24-97-21t, D. Karim 14-33-9, M. Owens 3-17-7, L. McCown 5-10-8, G. Jones 1-6-6). TOTALS: 13-43-9 vs 47-163-21t.

Passing table for Game 1: TITANS (M. Hasselbeck 34-21-263, 2-1 TD) vs JAGUARS (L. McCown 24-17-175, 0-0 TD). TOTALS: 34-21-263 vs 24-17-175.

Receiving table for Game 1: TITANS (N. Washington 6-67-30, Z. Miller 6-25-11, K. Britt 5-136-80t, J. Harper 1-21-21, J. Cook 1-7-7, D. Williams 1-5-5, C. Stevens 1-2-2) vs JAGUARS (M. Thomas 8-55-26, J. Hill 4-53-18, D. Karim 3-39-18, M. Lewis 2-28-20). TOTALS: 21-263-80t vs 17-175-26.

INDIVIDUAL DEFENSE

(Titans - Coaching Stats; Opponents - Press Box Stats)

TITANS – Leading Tacklers: B. Ruud 12-9-3. Sacks: J. McCourty 1, W. Hayes 1. Int: None. FF: J. McCourty 1. FR: W. Witherspoon 1.
JAGUARS – Leading Tacklers: D. Landry 8-6-2. Sacks: D. Coleman 1, M. Roth 1. Int: D. Lowery. FF: D. Coleman 1. FR: None.

GAME 2 – Titans 26, Ravens 13
Sunday, Sept. 18, 2011 • 12:00 CST • LP Field

The Tennessee Titans looked like a totally different team in Week 2 and defeated the favored Baltimore Ravens in the home opener. The game was scoreless in the first quarter, but the Titans got on the board first in the second quarter when Rob Bironas connected on his first of four field goals on the day. Baltimore answered with a Joe Flacco to Ray Rice screen pass that covered 31 yards and put the Ravens up 7-3. The Titans answered on their next possession covering 80 yards in nine plays, ending in a Matt Hasselbeck to Kenny Britt four-yard touchdown pass. Baltimore added another field goal before the half to even the score at 10-10. Coach Munchak gambled for the first time as a head coach by going for a fourth-and-one from the Ravens' 10-yard line, and it paid off when Javon Ringer took it left for a touchdown. Bironas added another field goal at the end of the quarter and the Titans took a 20-10 lead into the fourth quarter. Both teams added field goals early in the fourth quarter, but the biggest play of the final stanza came when Baltimore needed to stop the Titans on a fourth-and-one from the Baltimore 31-yard line. Hasselbeck found fullback Quinn Johnson for his first reception as a Titan. The reception was good for 11 yards and a first down, but more importantly ran time off the clock and the drive ended with another Bironas field goal. Time ran out when Derrick Morgan sacked Flacco to end the game.

Scoreboard table for Game 2: Baltimore 0, Tennessee 0. Quarter scores: Q1 (0-0), Q2 (0-0), Q3 (0-0), Q4 (0-0).

Scoring Play table for Game 2: Titans R. Bironas 25 yd. Field Goal 2-8:32; Ravens R. Rice 31 yd. pass from J. Flacco (B. Cundiff kick) 2-4:38; Titans K. Britt 4 yd. pass from M. Hasselbeck (R. Bironas kick) 2-0:40; Ravens B. Cundiff 41 yd. Field Goal 2-0:00; Titans J. Ringer 10 yd. run (R. Bironas kick) 3-11:10; Titans R. Bironas 43 yd. Field Goal 3-3:25; Titans R. Bironas 39 yd. Field Goal 4-12:00; Ravens B. Cundiff 29 yd. Field Goal 4-6:58; Titans R. Bironas 33 yd. Field Goal 4-0:26.

Missed FG: R. Bironas TEN (34WR)
Attendance: 69,143 Time of Game: 3:00
Weather: Sunny, 76° F, wind from South 11 mph

Statistical comparison table for Game 2: First downs (15-21), 3rd-down conversion (30-30% vs 17-41%), Total yards (229-432), Rushing yards (45-74), Passing yards (184-358), Sacked-yards (3-13 vs 0-0), Punt return yards (1-4 vs 3-17), Fumbles-lost (2-1 vs 0-0), Penalties-yards (7-44 vs 6-70), Field goals made (2-2 vs 4-5), Time of possession (24:08 vs 35:52).

Rushing table for Game 2: RAVENS (R. Rice 13-43-11, R. Williams 4-2-3) vs TITANS (M. Jones-Drew 24-97-21t, J. Ringer 5-21-12, K. Britt 4-4-4). TOTALS: 17-45-11 vs 29-74-12.

Passing table for Game 2: RAVENS (J. Flacco 32-15-197, 1-2 TD) vs TITANS (M. Hasselbeck 42-30-358, 1-1 TD). TOTALS: 32-15-197 vs 42-30-358.

Receiving table for Game 2: RAVENS (R. Rice 5-53-31t, A. Boldin 3-46-20, L. Evans 2-45-32, E. Dickson 2-25-16, D. Pitta 2-24-16, V. Leach 1-4-4) vs TITANS (K. Britt 9-135-37, N. Washington 7-99-42, L. Hawkins 3-22-8, C. Johnson 3-12-6, J. Cook 2-37-33, J. Ringer 2-30-18, M. Mariani 2-9-5, Q. Johnson 1-13-13, C. Stevens 1-1-1). TOTALS: 15-197-32 vs 30-358-42.

INDIVIDUAL DEFENSE

(Titans - Coaching Stats; Opponents - Press Box Stats)

TITANS – Leading Tacklers: J. McCourty 5-4-1, C. Finnegan 5-3-2, M. Griffin 5-3-2. Sacks: J. Jones 1, D. Morgan 1, K. Klug 1. Int: A. Verner 1, J. McCourty 1. FF: K. Klug 2. FR: J. Babineaux 1.
RAVENS – Leading Tacklers: L. Webb 10-9-1. Sacks: None. Int: T. Suggs FF:None FR: None.





# 2011 TITANS GAME-BY-GAME SUMMARIES

**GAME 5 – Titans 17, Steelers 38**  
**Sunday, October 9, 2011 • 1:00 EDT • Heinz Field**

**GAME 6 – Titans 7, Texans 41**  
**Sunday, October 23, 2011 • 12:00 CST • LP Field**

The Tennessee Titans fell to the Pittsburgh Steelers 38-17, and head into the bye week at 3-2. The Titans got on the board first when Rob Bironas connected on a 29-yard field goal to give the Titans a 3-0 lead in the first quarter, but the three points was a disappointment after having three downs of goal-to-go twice thanks to a Steelers' penalty. Pittsburgh took over from there by putting 28 unanswered points on the board. In the first stanza, Ben Roethlisberger found Heath Miller for an eight-yard touchdown pass. Pittsburgh added another score when Roethlisberger found Hines Ward from seven yards out to give the Steelers a 14-3 lead. Backed up at their own 10-yard line, Steelers running back Jonathan Dwyer busted a 76-yard run to set up another Roethlisberger touchdown pass, this one to David Johnson from one yard out. After the break, Roethlisberger led the Steelers to another score when he found Hines Ward again for a five-yard touchdown to give Pittsburgh a 28-3 lead. The Titans finally answered when Chris Johnson found the end zone for the first time of the season on a one-yard rush. In the fourth quarter, Shaun Suisham added a 19-yard field goal. Matt Hasselbeck added his only score of the day when hit Damian Williams for a 19-yard touchdown pass yards to make it a two-score game at 31-17. The Steelers shut the door on a Titans comeback when Roethlisberger hit Mike Wallace for a 40-yard strike for his fifth touchdown pass of the day.

Tennessee	.....	3	0	7	7	17
Pittsburgh	.....	7	14	7	10	38

TEAM	SCORING PLAY	QTR-REMAIN
Titans	R. Bironas 29 yd. Field Goal	1-8:17
Steelers	H. Miller 8 yd. pass from B. Roethlisberger (S. Suisham kick)	1-3:00
Steelers	H. Ward 7 yd. pass from B. Roethlisberger (S. Suisham kick)	2-11:14
Steelers	D. Johnson 1 yd. pass from B. Roethlisberger (S. Suisham kick)	2-6:11
Steelers	H. Ward 5 yd. pass from B. Roethlisberger (S. Suisham kick)	3-4:44
Titans	C. Johnson 1 yd. run (R. Bironas kick)	3-2:02
Titans	D. Williams 19 yd. pass from M. Hasselbeck (R. Bironas kick)	4-3:32
Steelers	M. Wallace 40 yd. pass from B. Roethlisberger (S. Suisham kick)	4-2:39

**Missed FG:** None  
**Attendance:** 63,875 **Time of Game:** 3:07  
**Weather:** Sunny, 70° F, wind from SE 3 mph

	Titans	Steelers
First downs	20	26
3rd-down conversion-att	7-15-47%	7-12-58%
4th-down conversion-att	1-2-50%	1-1-100%
Total yards	306	431
Rushing yards	66	174
Passing yards	240	257
Passes-comp.-Int.	49-29-1	35-25-1
Sacked-yards	3-22	1-4
Punts-avg.	4-42.3	2-24
Punt return yards	1-10	0-0
Kickoff return yards	3-93	3-83
Fumbles-lost	1-0	1-1
Penalties-yards	9-70	5-51
Field goals made-att	1-1	1-1
Time of possession	27:38	32:22

TITANS	RUSHING				STEELERS	RUSHING			
	Att	Yds	Lg	TD		Att	Yds	Lg	TD
C. Johnson	14	51	21	1	J. Dwyer	11	107	76	0
J. Ringer	3	12	5	0	I. Redman	15	49	12	0
M. Hasselbeck	1	3	3	0	A. Brown	1	10	10	0
					M. Wallace	1	8	8	0
<b>TOTALS</b>	<b>18</b>	<b>66</b>	<b>21</b>	<b>1</b>	<b>TOTALS</b>	<b>28</b>	<b>174</b>	<b>76</b>	<b>0</b>

TITANS	PASSING				STEELERS	PASSING			
	Att	Com	Yd	TD-I		Att	Com	Yd	TD-I
M. Hasselbeck	49	29	262	1-1	B. Roethlisberger	34	24	228	5-1
					D. Sepulveda	1	1	33	0-0
<b>TOTALS</b>	<b>49</b>	<b>29</b>	<b>262</b>	<b>1-1</b>	<b>TOTALS</b>	<b>35</b>	<b>25</b>	<b>261</b>	<b>5-1</b>

TITANS	RECEIVING				STEELERS	RECEIVING			
	Rec	Yds	Lg	TD		Rec	Yds	Lg	TD
D. Williams	6	66	19	1	H. Ward	7	54	16	2
J. Ringer	6	16	8	0	M. Wallace	6	82	40	1
N. Washington	5	69	25	0	H. Miller	3	46	20	1
J. Cook	4	59	19	0	I. Redman	3	12	8	0
L. Hawkins	4	33	16	0	A. Brown	2	23	17	0
C. Johnson	3	14	9	0	D. Johnson	2	5	4	1
M. Mariani	1	5	5	0	R. Mundy	1	33	33	0
					J. Dwyer	1	6	6	0
<b>TOTALS</b>	<b>29</b>	<b>262</b>	<b>25</b>	<b>1</b>	<b>TOTALS</b>	<b>25</b>	<b>261</b>	<b>40</b>	<b>5</b>

**INDIVIDUAL DEFENSE**

(Titans - Coaching Stats; Opponents - Press Box Stats)

**TITANS – Leading Tacklers:** J. Babineaux 14-9-5. **Sacks:** J. Casey 1. **Int:** C. Finnegan 1. **FF:** None. **FR:** None.  
**STEELERS – Leading Tacklers:** J. Farrior 13-9-4. **Sacks:** L. Woodley 1.5. **Int:** L. Woodley 1. **FF:** C. Hayward 1. **FR:** None.

The visiting Houston Texans controlled the game from the opening snap and left the Titans at a crossroads, searching for answers after a 41-7 loss. Neil Rackers got the Texans on the board first nailing a 32-yard field goal late in the first quarter. The second quarter was all Houston as Matt Schaub found Joel Dreessen for a 10-yard score and then Arian Foster from 78 yards out. Foster was left open after a play-action pass and then raced down the left sideline untouched. Another Rackers 29-yard field goal before half made the score 20-0 at the break. The second half was the same story as Houston took their first possession 92 yards in seven plays, capping it off with a Foster one-yard touchdown run. The Titans finally got on the board when Matt Hasselbeck hit Jared Cook on a fourth-and-goal play for a five-yard touchdown toss, making the score 27-7 Houston. The fourth stanza saw Foster find the end zone for a third time on a five-yard rush over left tackle. For good measure, the Texans' Brice McCain then intercepted Matt Hasselbeck and returned it 38 yards for the game's final score. The Texans outgained the Titans 518 to 148 total yards on the day.

Houston	.....	3	17	7	14	41
Tennessee	.....	0	0	7	0	7

TEAM	SCORING PLAY	QTR-REMAIN
Texans	N. Rackers 32 yd. Field Goal	1-1:25
Texans	J. Dreessen 10. yd pass from M. Schaub (N. Rackers kick)	2-7:24
Texans	A. Foster 78 yd. pass from M. Schaub (N. Rackers kick)	2-3:53
Texans	N. Rackers 29 yd. Field Goal	2-0:00
Texans	A. Foster 1 yd. run (N. Rackers kick)	3-9:06
Titans	J. Cook 5 yd. pass from M. Hasselbeck (R. Bironas kick)	3-5:34
Texans	A. Foster 5 yd. run (N. Rackers kick)	4-9:51
Texans	B. McCain 38 yd. interception return (N. Rackers kick)	4-9:28

**Missed FG:** None  
**Attendance:** 69,143 **Time of Game:** 2:46  
**Weather:** Sunny, 72° F, Wind: None

	Texans	Titans
First downs	29	11
3rd-down conversion-att	7-13-54%	2-10-20%
4th-down conversion-att	0-2-0%	1-1-100%
Total yards	518	148
Rushing yards	222	53
Passing yards	296	95
Passes-comp.-Int.	23-18-0	31-15-2
Sacked-yards	0-0	2-21
Punts-avg.	2-48	7-45.6
Punt return yards	1-0	2-33
Kickoff return yards	0-0	5-103
Fumbles-lost	0-0	2-0
Penalties-yards	6-68	8-76
Field goals made-att	2-2	0-0
Time of possession	37:58	22:02

TEXANS	RUSHING				TITANS	RUSHING			
	Att	Yds	Lg	TD		Att	Yds	Lg	TD
A. Foster	25	115	17	2	J. Ringer	3	31	25	0
B. Tate	15	104	24	0	C. Johnson	10	18	3	0
D. Ward	5	7	5	0	J. Harper	2	4	3	0
L. Vickers	1	0	0	0					
J. Jones	1	-4	-4	0					
<b>TOTALS</b>	<b>47</b>	<b>222</b>	<b>24</b>	<b>2</b>	<b>TOTALS</b>	<b>15</b>	<b>53</b>	<b>25</b>	<b>0</b>

TEXANS	PASSING				TITANS	PASSING			
	Att	Com	Yd	TD-I		Att	Com	Yd	TD-I
M. Schaub	23	18	296	2-0	M. Hasselbeck	30	14	104	1-2
					J. Locker	1	1	12	0-0
<b>TOTALS</b>	<b>23</b>	<b>18</b>	<b>296</b>	<b>2-0</b>	<b>TOTALS</b>	<b>31</b>	<b>15</b>	<b>116</b>	<b>1-2</b>

TEXANS	RECEIVING				TITANS	RECEIVING			
	Rec	Yds	Lg	TD		Rec	Yds	Lg	TD
A. Foster	5	119	78t	1	C. Johnson	6	27	17	0
O. Daniels	4	71	34	0	L. Hawkins	3	24	12	0
K. Walter	3	35	20	0	J. Cook	2	22	17	1
J. Dreessen	2	31	21	1	J. Ringer	1	17	17	0
J. Jones	2	27	20	0	C. Stevens	1	11	11	0
D. Mason	1	7	7	0	N. Washington	1	10	10	0
B. Johnson	1	6	6	0	D. Williams	1	5	5	0
<b>TOTALS</b>	<b>18</b>	<b>296</b>	<b>78t</b>	<b>2</b>	<b>TOTALS</b>	<b>15</b>	<b>116</b>	<b>17</b>	<b>1</b>

**INDIVIDUAL DEFENSE**

(Titans - Coaching Stats; Opponents - Press Box Stats)

**TITANS – Leading Tacklers:** J. Babineaux 18-11-7. **Sacks:** None. **Int:** None. **FF:** None. **FR:** None.  
**TEXANS – Leading Tacklers:** B. Cushing 6-5-1. **Sacks:** B. Reed 1, J. Watt 1. **Int:** B. McCain 1, D. Manning 1. **FF:** J. Joseph 1. **FR:** None.

# 2011 TITANS GAME-BY-GAME SUMMARIES

## GAME 7 – Titans 27, Colts 10 Sunday, October 30, 2011 • 12:00 CST • LP Field

The Tennessee Titans ended their two-game losing streak by beating the winless Indianapolis Colts by a final score of 27-10 to stay a half game back in the AFC South. The only scoring of the first quarter came when Rob Bironas connected on a 51-yard field goal. In the second stanza the Titans took control by finding the end zone twice. Titans special teams ace Patrick Bailey blocked a Pat McAfee punt at the goal line which was recovered by Jason McCourty in the end zone for a touchdown. Midway through the second, Rob Bironas nailed his second field goal of over 50 yards when he connected on a 50-yard field goal giving the Titans a 13-0 lead. Just before halftime receiver Nate Washington took a lateral from Matt Hasselbeck and scored a rushing touchdown from three yards out with only 26 seconds remaining in the first half, giving the Titans a 20-0 lead at the break. In the third quarter, Adam Vinatieri got the Colts on the board with a 22-yard field goal. The last stanza saw each team add a touchdown. Colts running back Donald Brown found the end zone on a four-yard rush, before Matt Hasselbeck hit Nate Washington on a 14-yard touchdown strike. The score was set up by a Barrett Ruud interception on a batted ball by defensive lineman Jason Jones. The win pushed the Titans record to 4-3 on the season.

Indianapolis	0	0	3	7	10
Tennessee	3	17	0	7	27

TEAM	SCORING PLAY	QTR-REMAIN
Titans	R. Bironas 51 yd. Field Goal	1-7:01
Titans	J. McCourty blocked punt recovery in end zone (R. Bironas kick)	2-9:52
Titans	R. Bironas 50 yd. Field Goal	2-2:31
Titans	N. Washington 3 yd. run (R. Bironas kick)	2-0:22
Colts	A. Vinatieri 22 yd. Field Goal	3-7:41
Colts	D. Brown 4 yd. run (A. Vinatieri kick)	4-13:29
Titans	N. Washington 14 yd. pass from M. Hasselbeck (R. Bironas kick)	4-5:20

**Missed FG:** None  
**Attendance:** 69,143    **Time of Game:** 3:07  
**Weather:** Sunny, 62° F, Wind: None

	Colts	Titans
First downs	22	17
3rd-down conversion-att	6-17-35%	7-17-41%
4th-down conversion-att	0-2-0%	0-0-0%
Total yards	399	311
Rushing yards	158	96
Passing yards	241	215
Passes-comp.-Int.	49-26-2	33-23-0
Sacked-yards	2-9	1-9
Punts-avg.	7-38.4	8-41.3
Punt return yards	4-17	2-39
Kickoff return yards	4-66	0-0
Fumbles-lost	1-0	0-0
Penalties-yards	10-66	3-40
Field goals made-att	1-1	2-2
Time of possession	28:32	31:28

RUSHING									
COLTS	Att	Yds	Lg	TD	TITANS	Att	Yds	Lg	TD
C. Painter	7	79	24	0	J. Ringer	14	60	13	0
D. Carter	9	46	14	0	C. Johnson	14	34	11	0
D. Brown	10	33	9	1	N. Washington	1	3	3	1
					J. Harper	1	0	0	0
					M. Hasselbeck	1	-1	-1	0
<b>TOTALS</b>	<b>26</b>	<b>158</b>	<b>24</b>	<b>1</b>	<b>TOTALS</b>	<b>31</b>	<b>96</b>	<b>13</b>	<b>1</b>

PASSING									
COLTS	Att	Com	Yd	TD-I	TITANS	Att	Com	Yd	TD-I
C. Painter	49	26	250	0-2	M. Hasselbeck	33	23	224	1-0
<b>TOTALS</b>	<b>49</b>	<b>26</b>	<b>250</b>	<b>0-2</b>	<b>TOTALS</b>	<b>33</b>	<b>23</b>	<b>224</b>	<b>1-0</b>

RECEIVING									
COLTS	Rec	Yds	Lg	TD	TITANS	Rec	Yds	Lg	TD
P. Garcon	7	66	20	0	J. Ringer	5	42	15	0
D. Clark	6	77	21	0	D. Williams	4	60	27	0
R. Wayne	5	61	23	0	N. Washington	4	34	14	1
A. Collie	5	44	21	0	L. Hawkins	3	18	7	0
D. Carter	2	1	2	0	C. Johnson	3	17	10	0
D. Brown	1	1	1	0	J. Cook	2	40	32	0
					A. Hall	2	13	7	0
<b>TOTALS</b>	<b>26</b>	<b>250</b>	<b>23</b>	<b>0</b>	<b>TOTALS</b>	<b>23</b>	<b>224</b>	<b>32</b>	<b>1</b>

### INDIVIDUAL DEFENSE

(Titans - Coaching Stats; Opponents - Press Box Stats)

**TITANS – Leading Tacklers:** C. Finnegan 7-0-7, J. Babineaux 7-5-2, B. Ruud 7-5-2.  
**Sacks:** J. Jones 1, K. Klug 1. **Int:** M. Griffin, B. Ruud. **FF:** None. **FR:** None.  
**COLTS – Leading Tacklers:** P. Angerer 10-5-5. **Sacks:** R. Mathews. **Int:** None. **FF:** None. **FR:** None.

## GAME 8 – Titans 17, Bengals 24 Sunday, November 6, 2011 • 3:05 CST • LP Field

The Titans ended their three-game homestand against a Bengals team that had won their previous four games, and they made it five in a row by beating the Titans 24-17. Tennessee was able to move the ball effectively in the first half and get running back Chris Johnson in the open field multiple times. The only score in the first quarter came on a Rob Bironas 43-yard field goal, but the second quarter saw three touchdowns. Bengals quarterback Andy Dalton found Colin Cochart for a one-yard score, but Matt Hasselbeck followed that with two of his own. Hasselbeck's first touchdown came when he found Damian Williams in the back of the end zone for an eight-yard touchdown pass. Williams was able to tip-toe the line and hold on to the ball while taking a hit on a highlight reel catch. With eight seconds left in the second quarter, Hasselbeck hit Lavelle Hawkins for a 16-yard score. The touchdown was the first of Hawkins' career. With 17 unanswered points, the second half belonged to Dalton and the Cincinnati Bengals. In the third stanza Dalton hit Jerome Simpson for a 15-yad touchdown pass, and then the Bengals took the lead in the fourth quarter on a five-yard score from Dalton to Andre Caldwell. After a Jared Cook fumble led to a Mike Nugent 36-yard field goal, Hasselbeck and the Titans offense were unable to execute the two-minute offense and the game ended when Hawkins was tackled while looking for someone to lateral to.

Cincinnati	0	7	7	10	24
Tennessee	3	14	0	0	17

TEAM	SCORING PLAY	QTR-REMAIN
Titans	R. Bironas 43 yd. Field Goal	1-7:20
Bengals	C. Cochart 1 yd. pass from A. Dalton (M. Nugent kick)	2-10:41
Titans	D. Williams 8 yd. pass from M. Hasselbeck (R. Bironas kick)	2-5:18
Titans	L. Hawkins 16 yd. pass from M. Hasselbeck (R. Bironas kick)	2-0:08
Bengals	J. Simpson 15 yd. pass from A. Dalton (M. Nugent kick)	3-6:33
Bengals	A. Caldwell 5 yd. pass from A. Dalton (M. Nugent kick)	4-10:52
Bengals	M. Nugent 36 yd. Field Goal	4-1:55

**Missed FG:** None  
**Attendance:** 69,143    **Time of Game:** 3:18  
**Weather:** Sunny, 68° F, Wind: S 13 mph

	Bengals	Titans
First downs	20	19
3rd-down conversion-att	8-16-50%	5-14-36%
4th-down conversion-att	0-0-0%	1-1-100%
Total yards	319	328
Rushing yards	109	78
Passing yards	210	250
Passes-comp.-Int.	39-22-0	41-24-0
Sacked-yards	1-7	2-22
Punts-avg.	7-44	7-45.7
Punt return yards	5-9	2-8
Kickoff return yards	3-51	1-27
Fumbles-lost	1-0	3-1
Penalties-yards	9-87	7-100
Field goals made-att	1-1	1-1
Time of possession	32:55	27:05

RUSHING									
BENGALS	Att	Yds	Lg	TD	TITANS	Att	Yds	Lg	TD
C. Benson	20	78	16	0	C. Johnson	14	64	20	0
B. Scott	6	24	7	0	J. Ringer	4	11	5	0
A. Dalton	3	4	3	0	M. Hasselbeck	2	3	2	0
B. Leonard	1	3	3	0					
<b>TOTALS</b>	<b>30</b>	<b>109</b>	<b>16</b>	<b>0</b>	<b>TOTALS</b>	<b>20</b>	<b>78</b>	<b>20</b>	<b>0</b>

PASSING									
BENGALS	Att	Com	Yd	TD-I	TITANS	Att	Com	Yd	TD-I
A. Dalton	39	22	217	3-0	M. Hasselbeck	41	24	272	2-0
<b>TOTALS</b>	<b>39</b>	<b>22</b>	<b>217</b>	<b>3-0</b>	<b>TOTALS</b>	<b>41</b>	<b>24</b>	<b>272</b>	<b>2-0</b>

RECEIVING									
BENGALS	Rec	Yds	Lg	TD	TITANS	Rec	Yds	Lg	TD
A. Green	7	83	23	0	L. Hawkins	5	63	30	1
A. Caldwell	5	22	7	1	J. Cook	4	47	15	0
D. Lee	3	49	25	0	C. Johnson	4	46	21	0
J. Simpson	3	43	18	1	D. Williams	4	34	10	1
C. Pressley	2	13	9	0	N. Washington	3	28	13	0
C. Cochart	2	7	6	1	C. Stevens	1	25	25	0
					J. Ringer	1	14	14	0
					A. Hall	1	9	9	0
					M. Mariani	1	6	6	0
<b>TOTALS</b>	<b>22</b>	<b>217</b>	<b>25</b>	<b>3</b>	<b>TOTALS</b>	<b>24</b>	<b>272</b>	<b>30</b>	<b>2</b>

### INDIVIDUAL DEFENSE

(Titans - Coaching Stats; Opponents - Press Box Stats)

**TITANS – Leading Tacklers:** J. Babineaux 11-9-2. **Sacks:** S. Smith 1. **Int:** None. **FF:** None. **FR:** None.  
**BENGALS – Leading Tacklers:** T. Howard 9-8-1. **Sacks:** C. Dunlap 2. **Int:** None. **FF:** T. Howard 1, N. Clements 1. **FR:** N. Clements 1.

## 2011 TITANS GAME-BY-GAME SUMMARIES

### GAME 9 – Titans 30, Panthers 3

Sunday, November 13, 2011 • 1:00 EST • Bank of America Stadium

The Tennessee Titans used an outstanding defensive effort to get back on track and held the Panthers to just three points en route to a 30-3 victory. After a quick three-and-out by the Panthers' offense to open the game, return specialist Marc Mariani found the end zone for the first time in 2011 when he returned the ensuing punt 79 yards for a touchdown. The Panthers next drive was promising but ended abruptly when Titans linebacker Will Witherspoon forced a Greg Olsen fumble that was recovered by Akeem Ayers. Matt Hasselbeck then led the Titans offense down the field gaining large chunks through the air, capped off by a 43-yard catch-and-run by Damian Williams who made multiple defenders miss on his way to the end zone. A Rob Bironas field goal in the second quarter gave the Titans a 17-0 lead at the break. Both teams traded field goals in the third stanza when Orlando Mare and Rob Bironas were good from 29 and 36 yards, respectively. In the final stanza, Bironas connected on a 49-yard field goal making him three for three on the afternoon. Following a Chris Hope interception to keep the Panthers out of the end zone, the Titans marched 83 yards on 11 plays and Chris Johnson finished the drive off with a one-yard score. The win improved the Titans record to 5-4 on the year.

<b>Tennessee</b> . . . . .	14	3	3	10	30
<b>Carolina</b> . . . . .	0	0	3	0	3

TEAM	SCORING PLAY	QTR-REMAIN
Titans	M. Mariani 79 yd. punt return (R. Bironas kick)	1-13:56
Titans	D. Williams 43 yd. pass from M. Hasselbeck (R. Bironas kick)	1-5:45
Titans	R. Bironas 38 yd. Field Goal	2-14:53
Panthers	O. Mare 29 yd. Field Goal	3-4:09
Titans	R. Bironas 36 yd. Field Goal	3-0:35
Titans	R. Bironas 49 yd. Field Goal	4-10:41
Titans	C. Johnson 1 yd. run (R. Bironas kick)	4-2:32

**Missed FG:** O. Mare (50W/L)  
**Attendance:** 72,409 **Time of Game:** 3:03  
**Weather:** Cloudy, 57° F, wind from SSW 12 mph

	Titans	Panthers
First downs	22	16
3rd-down conversion-att	3-13-23%	3-14-21%
4th-down conversion-att	0-0-0%	0-0-0%
Total yards	383	279
Rushing yards	172	113
Passing yards	211	266
Passes-comp.-Int.	27-15-1	40-23-1
Sacked-yards	1-8	5-46
Punts-avg.	5-44.2	8-45.6
Punt return yards	6-103	2-10
Kickoff return yards	0-0	0-0
Fumbles-lost	0-0	2-1
Penalties-yards	9-92	12-99
Field goals made-att	3-3	1-2
Time of possession	32:36	27:24

RUSHING									
TITANS	Att	Yds	Lg	TD	PANTHERS	Att	Yds	Lg	TD
C. Johnson	27	130	25	1	C. Newton	7	55	26	0
M. Hasselbeck	1	21	21	0	D. Williams	8	35	21	0
J. Ringer	6	19	9	0	J. Stewart	4	23	16	0
N. Washington	1	2	2	0					
<b>TOTALS</b>	<b>35</b>	<b>172</b>	<b>25</b>	<b>1</b>	<b>TOTALS</b>	<b>19</b>	<b>113</b>	<b>26</b>	<b>0</b>

PASSING									
TITANS	Att	Com	Yd	TD-I	PANTHERS	Att	Com	Yd	TD-I
M. Hasselbeck	27	15	219	1-1	C. Newton	40	23	212	0-1
<b>TOTALS</b>	<b>27</b>	<b>15</b>	<b>219</b>	<b>1-1</b>	<b>TOTALS</b>	<b>40</b>	<b>23</b>	<b>212</b>	<b>0-1</b>

RECEIVING									
TITANS	Rec	Yds	Lg	TD	PANTHERS	Rec	Yds	Lg	TD
D. Williams	5	107	43t	1	L. Naanee	8	75	18	0
C. Johnson	4	44	29	0	S. Smith	5	33	15	0
N. Washington	3	40	15	0	G. Olsen	4	45	16	0
J. Cook	1	18	18	0	J. Stewart	4	22	12	0
J. Ringer	1	7	7	0	J. Shockey	1	19	19	0
L. Hawkins	1	3	3	0	B. LaFell	1	18	18	0
<b>TOTALS</b>	<b>15</b>	<b>219</b>	<b>43</b>	<b>1</b>	<b>TOTALS</b>	<b>23</b>	<b>212</b>	<b>19</b>	<b>0</b>

#### INDIVIDUAL DEFENSE

(Titans - Coaching Stats; Opponents - Press Box Stats)

**TITANS – Leading Tacklers:** C. McCarthy 12-9-3. **Sacks:** J. Jones 1, A. Ayers 1, W. Witherspoon 1, C. Finnegan 1, W. Hayes 0.5, S. Marks 0.5. **Int:** C. Hope 1. **FF:** W. Witherspoon. **FR:** A. Ayers.

**PANTHERS – Leading Tacklers:** J. Anderson 10-8-2. **Sacks:** A. Neblett 1. **Int:** C. Gamble 1. **FF:** None. **FR:** None.

### GAME 10 – Titans 17, Falcons 23

Sunday, November 20, 2011 • 4:15 EST • Georgia Dome

The Tennessee Titans' rally from down 23-3 in the third quarter came up just short in the Georgia Dome, and the Falcons won 23-17. The Falcons' offense got off to a hot start when Matt Ryan found Tony Gonzalez for a 17-yard touchdown over the middle on their first possession. The Titans' defense came up with a goal-line stand to force Matt Bryant to kick a 19-yard field goal early in the second quarter, followed by a 33-yard field goal on the Falcons next possession to put Atlanta up 13-0. With only 61 seconds left in the first half, Matt Hasselbeck led the Titans across mid-field for the first time on a 62-yard drive that set up a Rob Bironas 46-yard field goal to make the score 13-3 at the break. Atlanta opened up the second half with scores on their first two possessions. First, Michael Turner found the end zone from four yards out, and then Bryant connected on a 24-yard field goal. A 49-yard kick return from Marc Mariani set the Titans up in Falcons' territory and Jake Locker connected with Nate Washington for a 40-yard touchdown. Locker entered the game late in the third quarter after Hasselbeck left the contest with an injury. In the fourth quarter Colin McCarthy forced a Turner fumble that was recovered by Will Witherspoon. The turnover led to an 84-yard, 14-play drive, ending with a four-yard touchdown strike from Locker to Washington. With 3:06 left to play and all three timeouts, the Titans kicked off needing a stop from their defense, but on third-and-six Ryan found Harry Douglas for a first down, ending the Titans hope for a dramatic win.

<b>Tennessee</b> . . . . .	0	3	7	7	17
<b>Atlanta</b> . . . . .	7	6	10	0	23

TEAM	SCORING PLAY	QTR-REMAIN
Falcons	T. Gonzalez 17 yd. pass from M. Ryan (M. Bryant kick)	1-10:41
Falcons	M. Bryant 19 yd. Field Goal	2-14:08
Falcons	M. Bryant 33 yd. Field Goal	2-7:18
Titans	R. Bironas 46 yd. Field Goal	2-0:02
Falcons	M. Turner 4 yd. run (M. Bryant kick)	3-11:56
Falcons	M. Bryant 24 yd. Field Goal	3-3:07
Titans	N. Washington 40 yd. pass from J. Locker (R. Bironas kick)	3-2:00
Titans	N. Washington 4 yd. pass from J. Locker (R. Bironas kick)	4-3:06

**Missed FG:** None  
**Attendance:** 68,164 **Time of Game:** 3:06

	Titans	Falcons
First downs	17	25
3rd-down conversion-att	8-14-57%	4-12-33%
4th-down conversion-att	1-1-100%	1-1-100%
Total yards	298	432
Rushing yards	41	116
Passing yards	257	316
Passes-comp.-Int.	44-22-1	32-22-0
Sacked-yards	1-7	0-0
Punts-avg.	5-45	2-33
Punt return yards	1- -1	2-27
Kickoff return yards	5-139	0-0
Fumbles-lost	0-0	1-1
Penalties-yards	10-86	5-55
Field goals made-att	1-1	3-3
Time of possession	23:01	36:59

RUSHING									
TITANS	Att	Yds	Lg	TD	FALCONS	Att	Yds	Lg	TD
M. Hasselbeck	1	17	17	0	M. Turner	21	100	35	1
C. Johnson	12	13	6	0	J. Snelling	7	11	4	0
J. Locker	1	11	11	0	M. Ryan	6	3	7	0
					J. Rodgers	2	2	3	0
<b>TOTALS</b>	<b>14</b>	<b>41</b>	<b>17</b>	<b>0</b>	<b>TOTALS</b>	<b>36</b>	<b>116</b>	<b>35</b>	<b>1</b>

PASSING									
TITANS	Att	Com	Yd	TD-I	FALCONS	Att	Com	Yd	TD-I
M. Hasselbeck	25	13	124	0-1	M. Ryan	32	22	316	1-0
J. Locker	19	9	140	2-0					
<b>TOTALS</b>	<b>44</b>	<b>22</b>	<b>264</b>	<b>2-1</b>	<b>TOTALS</b>	<b>32</b>	<b>22</b>	<b>316</b>	<b>1-0</b>

RECEIVING									
TITANS	Rec	Yds	Lg	TD	FALCONS	Rec	Yds	Lg	TD
N. Washington	9	115	40t	2	R. White	7	147	43	0
J. Cook	5	51	22	0	T. Gonzalez	5	74	19	1
J. Ringer	3	35	15	0	H. Douglas	4	51	21	0
C. Johnson	3	15	6	0	E. Weems	3	20	8	0
L. Hawkins	1	32	32	0	M. Palmer	1	11	11	0
D. Williams	1	16	16	0	M. Turner	1	9	9	0
					J. Snelling	1	4	4	0
<b>TOTALS</b>	<b>22</b>	<b>264</b>	<b>40t</b>	<b>2</b>	<b>TOTALS</b>	<b>22</b>	<b>316</b>	<b>43</b>	<b>1</b>

#### INDIVIDUAL DEFENSE

(Titans - Coaching Stats; Opponents - Press Box Stats)

**TITANS – Leading Tacklers:** J. Babineaux 11-5-6. **Sacks:** None. **Int:** None. **FF:** C. McCarthy. **FR:** W. Witherspoon

**FALCONS – Leading Tacklers:** C. Owens 7-5-2. **Sacks:** J. Abraham 1. **Int:** D. Robinson 1. **FF:** None. **FR:** None.

# 2011 TITANS GAME-BY-GAME SUMMARIES

## GAME 11 – Titans 23, Buccaneers 17 Sunday, November 27, 2011 • 12:00 CST • LP Field

On a cold and rainy Sunday afternoon in Nashville, the Tennessee Titans kept their playoff hopes alive by defeating that Tampa Bay Buccaneers 23-17. The game included a total of nine turnovers but it was the Titans who came out on top thanks to the defense forcing five turnovers and the offense rushing for 202 yards as a team. Following a Connor Barth 43-yard field goal in the first quarter, the Titans' special teams made a huge play when Marc Mariani returned the kickoff 16 yards before handing the ball to Tommie Campbell on a reverse. Campbell did the rest of the work, racing 84 yards for his first NFL touchdown. In the second stanza Rob Bironas hit a 31-yard field goal, but Josh Freeman found Mike Williams for a three-yard score with 16 seconds remaining in the first half to tie the game at 10. The only score of the third quarter was by the Buccaneers' defense when Aqib Talib intercepted Matt Hasselbeck and returned it 27 yards for a touchdown. The final stanza got off to a strong start for the Titans when Rob Bironas nailed a 52-yard field goal to pull the Titans within four points. On the Titans next possession, Mike Munchak rolled the dice by leaving his offense on the field on fourth-and-goal from the two-yard-line. The gamble paid off when Matt Hasselbeck found Damian Williams running along the back line for the go-ahead touchdown with just over three minutes to play. On the Bucs ensuing possession, Josh Freeman was intercepted by Colin McCarthy, which led to a 38-yard Bironas field goal. Tampa Bay's last chance drive was on the move before coming up short on a fourth-and-one when Josh Freeman lost the snap and was tackled short of the first down by Jason Jones.

Tampa Bay	3	7	7	0	17
Tennessee	7	3	0	13	23

TEAM	SCORING PLAY	QTR-REMAIN
Buccaneers	C. Barth 43 yd. Field Goal	1-8:02
Titans	T. Campbell 84 yd. kickoff return (R. Bironas kick)	1-7:47
Titans	R. Bironas 31 yd. Field Goal	2-3:52
Buccaneers	M. Williams 3 yd. pass from J. Freeman (C. Barth kick)	2-0:13
Buccaneers	A. Talib 27 yd interception return (C. Barth kick)	3-12:04
Titans	R. Bironas 52 yd. Field Goal	4-11:57
Titans	D. Williams 2 yd. pass from M. Hasselbeck (R. Bironas kick)	4-3:01
Titans	R. Bironas 38 yd. Field Goal	4-1:44

**Missed FG:** Bironas TEN (42WR)  
**Attendance:** 69,143 **Time of Game:** 3:08  
**Weather:** Cloudy, 47° F, Wind: NW 20 mph

	Buccaneers	Titans
First downs	15	18
3rd-down conversion-att	2-10-20%	7-17-41%
4th-down conversion-att	0-1-0%	1-2-50%
Total yards	308	352
Rushing yards	122	202
Passing yards	186	150
Passes-comp.-Int.	33-18-1	34-19-2
Sacked-yards	2-13	2-10
Punts-avg.	5-38.8	3-29.3
Punt return yards	0-0	1-3
Kickoff return yards	3-74	4-167
Fumbles-lost	5-4	3-2
Penalties-yards	4-30	5-50
Field goals made-att	1-1	3-4
Time of possession	26:37	33:23

BUCCANEERS				RUSHING				TITANS			
Att	Yds	Lg	TD	Att	Yds	Lg	TD	Att	Yds	Lg	TD
L. Blount	20	103	16	0	C. Johnson	23	190	34	0		
J. Freeman	3	10	6	0	J. Ringer	9	12	7	0		
J. Johnson	1	6	6	0	A. Hall	1	2	2	0		
K. Lumpkin	1	3	3	0	M. Hasselbeck	2	-2	-1	0		
<b>TOTALS</b>	<b>25</b>	<b>122</b>	<b>16</b>	<b>0</b>	<b>TOTALS</b>	<b>35</b>	<b>202</b>	<b>34</b>	<b>0</b>		

BUCCANEERS				PASSING				TITANS			
Att	Com	Yd	TD-I	Att	Com	Yd	TD-I	Att	Com	Yd	TD-I
J. Freeman	33	18	199	1-1	M. Hasselbeck	34	19	160	1-2		
<b>TOTALS</b>	<b>33</b>	<b>18</b>	<b>199</b>	<b>1-1</b>	<b>TOTALS</b>	<b>34</b>	<b>19</b>	<b>160</b>	<b>1-2</b>		

BUCCANEERS				RECEIVING				TITANS			
Rec	Yds	Lg	TD	Rec	Yds	Lg	TD	Rec	Yds	Lg	TD
M. Williams	6	84	23	1	L. Hawkins	5	51	17	0		
K. Winslow	5	52	16	0	J. Ringer	4	6	5	0		
L. Blount	3	56	35	0	J. Cook	3	38	20	0		
K. Lumpkin	3	10	9	0	D. Williams	3	33	20	1		
A. Benn	1	-3	-3	0	N. Washington	1	12	12	0		
					A. Hall	1	10	10	0		
					E. Amano	1	7	7	0		
					C. Johnson	1	3	3	0		
<b>TOTALS</b>	<b>18</b>	<b>199</b>	<b>35</b>	<b>1</b>	<b>TOTALS</b>	<b>19</b>	<b>160</b>	<b>20</b>	<b>1</b>		

**INDIVIDUAL DEFENSE**  
(Titans - Coaching Stats; Opponents - Press Box Stats)

**TITANS – Leading Tacklers:** C. McCarthy 11-8-3. **Sacks:** D. Ball 2. **Int:** C. McCarthy 1. **FF:** D. Ball 1, J. Casey 1, J. Jones 1. **FR:** D. Ball 1, J. Casey 1.  
**BUCCANEERS – Leading Tacklers:** R. Barber 7-6-1. **Sacks:** A. Clayborn 1.  
**Int:** A. Talib 1, G. Hayes 1. **FF:** R. Barber 1, A. Talib 1. **FR:** T. Jackson 1, S. Jones 1.

## GAME 12 – Titans 23, Bills 17 Sunday, December 4, 2011 • 1:00 EDT • Ralph Wilson Stadium

Both the Tennessee Titans and Buffalo Bills were in a must-win situation to keep their playoff hopes alive, and it was the Titans who came out on top 23-17 on a 57-degree day in Buffalo. The Titans got on the board first when Rob Bironas nailed a 48-yard field goal in the first quarter. The Bills answered with a nine-play, 80-yard drive that ended with a 35-yard touchdown run by C.J. Spiller. The play was originally ruled a touchback after Titans safety Michael Griffin forced a fumble at the five-yard-line that went out of the back of the end zone, but upon further review the call was overturned and ruled Spiller recovered the ball for a touchdown before going out of bounds. Titans running back Chris Johnson scored from 48 yards out at the end of the first quarter, and then again from four yards in the second stanza. Buffalo kicker Dave Rayner added a 27-yard field goal before the half to give the Titans a 17-10 advantage at the break. The only score of the third quarter came on a Bironas 27-yard field goal. In the final stanza, Bironas added his third field goal of the day, this one from 44 yards. A late push by the Bills got started with a Ryan Fitzpatrick to Stevie Johnson two-yard touchdown pass, but ended when a Fitzpatrick pass fell incomplete on fourth down with 17 seconds remaining.

Tennessee	10	7	3	3	23
Buffalo	7	3	0	7	17

TEAM	SCORING PLAY	QTR-REMAIN
Titans	R. Bironas 48 yd. Field Goal	1-12:27
Bills	C. Spiller 35 yd. run (D. Rayner kick)	1-7:17
Titans	C. Johnson 48 yd. run (R. Bironas kick)	1-5:50
Titans	C. Johnson 4 yd. run (R. Bironas kick)	2-13:48
Bills	D. Rayner 27 yd. Field Goal	2-6:46
Titans	R. Bironas 27 yd. Field Goal	3-6:45
Titans	R. Bironas 44 yd. Field Goal	4-8:55
Bills	St. Johnson 2 yd. pass from R. Fitzpatrick (D. Rayner Kick)	4-2:58

**Missed FG:** None  
**Attendance:** 56,463 **Time of Game:** 3:04  
**Weather:** Mostly cloudy & windy, 57° F, Wind: WSW 18 mph

	Titans	Bills
First downs	18	18
3rd-down conversion-att	2-11-18%	7-16-44%
4th-down conversion-att	1-1-100%	2-4-50%
Total yards	317	379
Rushing yards	187	97
Passing yards	130	282
Passes-comp.-Int.	25-16-0	46-29-0
Sacked-yards	1-10	1-6
Punts-avg.	5-47.8	4-48.5
Punt return yards	3-72	2-10
Kickoff return yards	1-21	1-12
Fumbles-lost	1-0	3-2
Penalties-yards	3-20	2-15
Field goals made-att	3-3	1-1
Time of possession	28:14	31:46

TITANS				RUSHING				BILLS			
Att	Yds	Lg	TD	Att	Yds	Lg	TD	Att	Yds	Lg	TD
C. Johnson	23	153	48	2	C. Spiller	14	83	35	1		
J. Ringer	5	21	11	0	T. Choice	5	20	7	0		
A. Hall	2	14	12	0	R. Fitzpatrick	4	-6	4	0		
M. Hasselbeck	1	-1	-1	0							
<b>TOTALS</b>	<b>31</b>	<b>187</b>	<b>48</b>	<b>2</b>	<b>TOTALS</b>	<b>23</b>	<b>97</b>	<b>35</b>	<b>1</b>		

TITANS				PASSING				BILLS			
Att	Com	Yd	TD-I	Att	Com	Yd	TD-I	Att	Com	Yd	TD-I
M. Hasselbeck	25	16	140	0-0	R. Fitzpatrick	46	29	288	1-0		
<b>TOTALS</b>	<b>25</b>	<b>16</b>	<b>140</b>	<b>0-0</b>	<b>TOTALS</b>	<b>46</b>	<b>29</b>	<b>288</b>	<b>1-0</b>		

TITANS				RECEIVING				BILLS			
Rec	Yds	Lg	TD	Rec	Yds	Lg	TD	Rec	Yds	Lg	TD
D. Williams	4	62	18	0	B. Smith	7	72	29	0		
N. Washington	4	40	12	0	St. Johnson	5	52	22	1		
A. Hall	2	12	9	0	S. Chandler	3	48	22	0		
L. Hawkins	2	9	5	0	D. Nelson	3	34	17	0		
J. Ringer	2	-8	-3	0	C. Spiller	3	19	12	0		
D. Graham	1	21	21	0	L. Smith	3	11	6	0		
C. Johnson	1	4	4	0	M. Caussin	2	16	8	0		
					N. Roosevelt	1	25	25	0		
					T. Choice	1	7	7	0		
					C. McIntyre	1	4	4	0		
<b>TOTALS</b>	<b>16</b>	<b>140</b>	<b>21</b>	<b>0</b>	<b>TOTALS</b>	<b>29</b>	<b>288</b>	<b>29</b>	<b>1</b>		

**INDIVIDUAL DEFENSE**  
(Titans - Coaching Stats; Opponents - Press Box Stats)

**BILLS – Leading Tacklers:** N. Barnett 11-8-3. **Sacks:** N. Barnett 1. **Int:** None. **FF:** J. Byrd 1. **FR:** None.  
**TITANS – Leading Tacklers:** C. McCarthy 11-9-2. **Sacks:** K. Klug 1. **Int:** None. **FF:** C. McCarthy 1, S. Marks 1. **FR:** C. McCarthy 2.

# 2011 TITANS GAME-BY-GAME SUMMARIES

**GAME 13 – Titans 17, Saints 22**  
 Sunday, December 11, 2011 • 12:00 CST • LP Field

The Tennessee Titans mounted a furious rally after trailing 22-10 with just over six minutes to play, only to come up short from the Saints' five-yard-line when Jake Locker was sacked with no time remaining to end the game with a final score of 22-17. After a John Kasey 25-yard field goal in the first quarter, Rob Bironas tied the game in the second stanza when he connected from 43 yards. A 22-yard field goal from Kasey with only 15 seconds left in the first half gave the Saints a 6-3 advantage at the break. The Saints added another 22-yard field goal on their first possession of the second half, but the Titans took their first lead of the game on the following drive when Locker, in for an injured Matt Hasselbeck, scrambled and went airborne to elevate over the pylon. The touchdown was set up by Damian Williams, who took a short slant 54 yards after making a defender miss. The Saints offense got hot in the fourth quarter when Drew Brees found Marques Colston for two touchdowns from 35 yards, and 28 yards respectively. Up by 12 points after the second Brees touchdown, the Saints went for two but were stopped short, giving them a 12-point lead. It took Locker only three plays to drive the Titans' offense 65 yards, culminating with a 40-yard touchdown strike to Nate Washington who was running deep down the middle of the field. After the Titans' defense forced a punt, Locker was stopped on fourth-and-one on the New Orleans 24-yard line. Another stop by the Tennessee defense gave Locker an opportunity to drive 80 yards with 1:34 left for the winning score, but the comeback ended just short when Locker was sacked at the Saints' eight-yard line while looking for a receiver in the end zone.

New Orleans	3	3	3	13	22
Tennessee	0	3	7	7	17

TEAM	SCORING PLAY	QTR-REMAIN
Saints	J. Kasay 25 yd. Field Goal	1-9:54
Titans	R. Bironas 43 yd. Field Goal	2-6:37
Saints	J. Kasay 29 yd. Field Goal	2-0:15
Saints	J. Kasay 22 yd. Field Goal	3-3:51
Titans	J. Locker 6 yd. run (R. Bironas kick)	3-2:19
Saints	M. Colston 35 yd. pass from D. Brees (J. Kasay kick)	4-12:39
Saints	M. Colston 28 yd. pass from D. Brees (run failed)	4-7:01
Titans	N. Washington 40 yd. pass from J. Locker (R. Bironas kick)	4-5:58

**Missed FG:** None  
**Attendance:** 69,143    **Time of Game:** 3:14  
**Weather:** Sunny and cool, 41° F, wind from E/NE 7 mph

	Saints	Titans
First downs	24	17
3rd-down conversion-att	11-19-58%	1-10-10%
4th-down conversion-att	0-0-0%	1-2-50%
Total yards	437	373
Rushing yards	114	59
Passing yards	323	314
Passes-comp.-Int.	47-36-0	36-18-0
Sacked-yards	2-14	2-12
Punts-avg.	5-49.8	5-45.2
Punt return yards	3-18	4-34
Kickoff return yards	2-42	5-121
Fumbles-lost	0-0	0-0
Penalties-yards	11-95	8-54
Field goals made-att	3-3	1-1
Time of possession	37:33	22:27

RUSHING									
SAINTS	Att	Yds	Lg	TD	TITANS	Att	Yds	Lg	TD
C. Ivory	13	53	25	0	J. Locker	6	36	17	1
D. Sproles	5	33	14	0	C. Johnson	11	23	9	0
P. Thomas	6	22	10	0					
D. Brees	2	6	4	0					
<b>TOTALS</b>	<b>26</b>	<b>114</b>	<b>25</b>	<b>0</b>	<b>TOTALS</b>	<b>17</b>	<b>59</b>	<b>17</b>	<b>1</b>

PASSING									
SAINTS	Att	Com	Yd	TD-I	TITANS	Att	Com	Yd	TD-I
D. Brees	47	36	337	2-0	J. Locker	29	13	282	1-0
					M. Hasselbeck	7	5	44	0-0
<b>TOTALS</b>	<b>47</b>	<b>36</b>	<b>337</b>	<b>2-0</b>	<b>TOTALS</b>	<b>36</b>	<b>18</b>	<b>326</b>	<b>1-0</b>

RECEIVING									
SAINTS	Rec	Yds	Lg	TD	TITANS	Rec	Yds	Lg	TD
M. Colston	7	105	35t	2	N. Washington	6	130	40t	1
D. Sproles	7	58	20	0	C. Johnson	5	43	14	0
P. Thomas	6	35	23	0	L. Hawkins	3	49	25	0
J. Graham	5	55	33	0	D. Williams	2	62	54	0
L. Moore	4	20	7	0	C. Stevens	1	31	31	0
D. Henderson	3	36	19	0	J. Ringer	1	11	11	0
J. Collins	2	4	3	0					
R. Meachem	1	15	15	0					
J. Gilmore	1	9	9	0					
<b>TOTALS</b>	<b>36</b>	<b>337</b>	<b>35t</b>	<b>2</b>	<b>TOTALS</b>	<b>18</b>	<b>326</b>	<b>54</b>	<b>1</b>

**INDIVIDUAL DEFENSE**

(Titans - Coaching Stats; Opponents - Press Box Stats)

**TITANS – Leading Tacklers:** W. Witherspoon 10-9-1, C. Finnegan 10-6-4. **Sacks:** K. Klug 2. **Int:** None. **FF:** None. **FR:** None.  
**SAINTS – Leading Tacklers:** M. Jenkins 10-8-2. **Sacks:** W. Smith 1, J. Dunbar 1. **Int:** None. **FF:** None. **FR:** None.

**GAME 14 – Titans 13, Colts 27**  
 Sunday, December 18, 2011 • 1:00 EST • Lucas Oil Stadium

In a game that the Tennessee Titans needed to win in order to improve their playoff chances, the team fell 27-13 to the previously winless Indianapolis Colts. The only score in the first quarter came off the foot of Colts' kicker Adam Vinatieri when he booted a 47-yard field goal. Two field goals from Rob Bironas in the second quarter, the first from 53 yards and the second from 21 yards, gave the Titans a 6-3 lead at the break. The Colts got into the end zone twice in the third quarter. First Dan Orlovsky found Reggie Wayne for an 18-yard strike that put the Colts up 10-6, and then Jacob Lacey intercepted a Matt Hasselbeck pass and returned it 32 yards for a touchdown. The pass was intended for Chris Johnson running a slant but miscommunication on the route resulted in the turnover. Another Vinatieri field goal to start the final stanza gave the Colts a 20-6 lead before Jake Locker, in relief of Hasselbeck, connected with Nate Washington for a seven-yard touchdown strike. The Titans needed a defensive stop, but Colts running back Donald Brown escaped a tackle in the backfield and raced 80 yards for the game's final score. Locker led the Titans back down the field but came up short on fourth-and-goal when a desperation pass to Lavelle Hawkins sailed over his head. The loss dropped the Titans record to 7-7 on the season.

Tennessee	0	6	0	7	13
Indianapolis	3	0	14	10	27

TEAM	SCORING PLAY	QTR-REMAIN
Colts	A. Vinatieri 47 yd. Field Goal	1-0:00
Titans	R. Bironas 53 yd. Field Goal	2-5:32
Titans	R. Bironas 21 yd. Field Goal	2-0:21
Colts	R. Wayne 18 yd. pass from D. Orlovsky (A. Vinatieri kick)	3-9:36
Colts	J. Lacey 32 yd. interception return (A. Vinatieri kick)	3-6:31
Colts	A. Vinatieri 40 yd. Field Goal	4-12:53
Titans	N. Washington 7 yd. pass from J. Locker (R. Bironas kick)	4-3:43
Colts	D. Brown 80 yd. run (A. Vinatieri kick)	4-3:26

**Missed FG:** None  
**Attendance:** 64,271    **Time of Game:** 3:02  
**Weather:** Indoors

	Titans	Colts
First downs	21	10
3rd-down conversion-att	6-16-38%	3-12-25%
4th-down conversion-att	0-1-0%	0-0-0%
Total yards	388	287
Rushing yards	66	205
Passing yards	322	82
Passes-comp.-Int.	56-38-2	17-11-0
Sacked-yards	1-9	0-0
Punts-avg.	7-47	7-45.9
Punt return yards	5-40	6-14
Kickoff return yards	1-0	0-0
Fumbles-lost	1-1	1-1
Penalties-yards	7-70	4-25
Field goals made-att	2-2	2-2
Time of possession	31:57	28:03

RUSHING												
TITANS	Att	Yds	Lg	TD	COLTS	Att	Yds	Lg	TD			
C. Johnson	15	55	35	0	D. Brown	16	161	80t	1			
J. Locker	1	9	9	0	J. Addai	11	20	5	0			
J. Harper	2	3	2	0	D. Carter	3	19	10	0			
M. Hasselbeck	1	-1	-1	0	P. Garcon	1	8	8	0			
					D. Orlovsky	3	-3	-1	0			
<b>TOTALS</b>	<b>19</b>	<b>66</b>	<b>35</b>	<b>0</b>	<b>TOTALS</b>	<b>34</b>	<b>205</b>	<b>80t</b>	<b>1</b>			

PASSING												
TITANS	Att	Com	Yd	TD-I	COLTS	Att	Com	Yd	TD-I			
M. Hasselbeck	40	27	223	0-2	D. Orlovsky	17	11	82	1-0			
J. Locker	16	11	108	1-0								
<b>TOTALS</b>	<b>56</b>	<b>38</b>	<b>331</b>	<b>1-2</b>	<b>TOTALS</b>	<b>17</b>	<b>11</b>	<b>82</b>	<b>1-0</b>			

RECEIVING												
TITANS	Rec	Yds	Lg	TD	COLTS	Rec	Yds	Lg	TD			
J. Cook	9	103	27	0	R. Wayne	3	33	18t	1			
L. Hawkins	8	88	22	0	P. Garcon	2	24	17	0			
C. Johnson	8	54	19	0	J. Addai	2	7	7	0			
N. Washington	7	62	15	1	J. Felton	1	9	9	0			
D. Williams	2	15	9	0	B. Eldridge	1	4	4	0			
A. Hall	2	-2	1	0	J. Tamme	1	3	3	0			
C. Stevens	1	9	9	0	D. Brown	1	2	2	0			
J. Harper	1	2	2	0								
<b>TOTALS</b>	<b>38</b>	<b>331</b>	<b>27</b>	<b>1</b>	<b>TOTALS</b>	<b>11</b>	<b>82</b>	<b>18t</b>	<b>1</b>			

**INDIVIDUAL DEFENSE**

(Titans - Coaching Stats; Opponents - Press Box Stats)

**TITANS – Leading Tacklers:** D. Ball 8-5-3, D. Morgan 8-4-4. **Sacks:** None. **Int:** None. **FF:** A. Ayers 1. **FR:** C. Hope 1.  
**COLTS – Leading Tacklers:** E. Sims 15-8-7. **Sacks:** R. Mathis 1. **Int:** J. Lacey 1, P. Angerer 1. **FF:** P. Angerer 1. **FR:** C. Rucker 1.

### 2011 TITANS GAME-BY-GAME SUMMARIES

**GAME 15 – Titans 23, Jaguars 17**  
**Saturday, December 24, 2011 • 12:00 CST • LP Field**

The last Tennessee Titans home game of the 2011 season ended with three consecutive Matt Hasselbeck kneel-downs as the Titans won 23-17 to keep their playoff hopes very much alive. In the first quarter, Rob Bironas nailed a 51-yard field goal to put the Titans on the board first. Jared Cook also got his big day started in the first quarter when he caught a 55-yard touchdown pass from Hasselbeck. Cook's 169 yards on the day set a single-game franchise receiving record by a tight end. Jaguars' running back Maurice Jones-Drew found the end zone late in the first quarter when he scampered in from 10 yards out. In the second stanza, rookie running back Jamie Harper recorded his first career touchdown when he rumbled in for a one-yard score. Josh Scobee added a 39-yard field goal before the half to make the score 17-10 at the break. Bironas added two more field goals in the second half, the first from 51 yards in the third quarter, and then one from 35 yards in the fourth quarter. The Jaguars made it interesting when Greg Jones scored from one yard out with 3:41 remaining in the game, but a third down conversion to Jared Cook gave the Titans a new set of downs allowing them to run out the clock.

Jacksonville	7	3	0	7	17
Tennessee	10	7	3	3	23

TEAM	SCORING PLAY	QTR-REMAIN
Titans	R. Bironas 51 yd. Field Goal	1-7:05
Titans	J. Cook 55 yd. pass from M. Hasselbeck (R. Bironas kick)	1-4:39
Jaguars	M. Jones-Drew 10 yd. run (J. Scobee kick)	1-0:19
Titans	J. Harper 1 yd. run (R. Bironas kick)	2-12:03
Jaguars	J. Scobee 39 yd. Field Goal	2-0:31
Titans	R. Bironas 51 yd. Field Goal	3-6:16
Titans	R. Bironas 35 yd. Field Goal	4-12:29
Jaguars	G. Jones 1 yd. run (J. Scobee kick)	4-3:41

**Missed FG:** None  
**Attendance:** 69,143    **Time of Game:** 3:08  
**Weather:** Sunny, 44° F, wind from E/NE 2 mph

	Jaguars	Titans
First downs	18	20
3rd-down conversion-att	5-18-28%	3-12-25%
4th-down conversion-att	2-3-67%	0-0-0%
Total yards	300	407
Rushing yards	113	65
Passing yards	187	342
Passes-comp.-Int.	42-21-1	40-24-2
Sacked-yards	1-11	1-8
Punts-avg.	9-45.1	4-43.0
Punt return yards	1-5	6-44
Kickoff return yards	5-97	4-90
Fumbles-lost	0-0	1-1
Penalties-yards	6-28	0-0
Field goals made-att	1-1	3-3
Time of possession	29:01	30:59

RUSHING									
JAGUARS	Att	Yds	Lg	TD	TITANS	Att	Yds	Lg	TD
M. Jones-Drew	24	103	21	1	C. Johnson	15	56	13	0
D. Harris	2	5	5	0	J. Harper	4	6	8	1
B. Gabbert	1	4	4	0	M. Hasselbeck	5	2	7	0
G. Jones	1	1	1	1	A. Hall	1	1	1	0
<b>TOTALS</b>	<b>28</b>	<b>113</b>	<b>21</b>	<b>2</b>	<b>TOTALS</b>	<b>25</b>	<b>65</b>	<b>13</b>	<b>1</b>

PASSING									
JAGUARS	Att	Com	Yd	TD-I	TITANS	Att	Com	Yd	TD-I
B. Gabbert	42	21	198	0-1	M. Hasselbeck	40	24	350	1-2
<b>TOTALS</b>	<b>42</b>	<b>21</b>	<b>198</b>	<b>0-1</b>	<b>TOTALS</b>	<b>40</b>	<b>24</b>	<b>350</b>	<b>1-2</b>

RECEIVING									
JAGUARS	Rec	Yds	Lg	TD	TITANS	Rec	Yds	Lg	TD
M. Jones-Drew	6	21	14	0	J. Cook	8	169	55t	1
J. Dillard	5	61	21	0	D. Williams	8	83	48	0
M. Thomas	3	26	16	0	N. Washington	4	71	26	0
C. Cloherty	2	33	21	0	L. Hawkins	2	5	5	0
G. Jones	2	9	6	0	C. Stevens	1	17	17	0
Z. Potter	1	22	22	0	J. Harper	1	5	5	0
C. West	1	14	14	0					
M. Lewis	1	12	12	0					
<b>TOTALS</b>	<b>21</b>	<b>198</b>	<b>22</b>	<b>0</b>	<b>TOTALS</b>	<b>24</b>	<b>350</b>	<b>55t</b>	<b>1</b>

**INDIVIDUAL DEFENSE**

(Titans - Coaching Stats; Opponents - Press Box Stats)

**TITANS – Leading Tacklers:** A. Ayers 10-5-5. **Sacks:** K. Klug 1. **Int:** M. Griffin. **FF:** None. **FR:** None.

**JAGUARS – Leading Tacklers:** A. Owusu 8-7-1. **Sacks:** L. Douzable 1. **Int:** M. Trent 1, J. Mincey 1. **FF:** C. Mosley 1. **FR:** D. Landry 1.

**GAME 16 – Titans 23, Texans 22**  
**Sunday, January 1, 2012 • 12:00 CST • Reliant Stadium**

The week 17 game between the Titans and Texans had very different meanings for each club. The Texans had clinched the division and were locked into the AFC's third seed while the Titans were fighting with three other teams for the last AFC Wild Card spot. Tennessee took care of their part of the equation by beating the Texans 23-22. The Texans scored first when Ben Tate crossed the goal line from four yards out. In the second quarter, Rob Bironas hit a 21-yard field goal before Donnie Avery made his fist catch of the season that went for a one-yard touchdown. Bironas and Neil Rackers traded field goals to close out the first half giving the Titans a 13-10 lead at the break. The third quarter saw the two kickers each hit another field goal as Rackers was good from 37 yards and Bironas from 33 yards. The fourth stanza started off with another Rackers 22-yard field goal that tied the game at 16-16. Tennessee took the lead again when Matt Hasselbeck connected with Nate Washington for a 23-yard touchdown with 4:31 to play. The Titans got the ball back after forcing a quick Houston punt, but Ahmard Hall fumbled while the Titans were trying to run out the clock. Jake Delhomme, in for an injured T.J. Yates, drove the Texans 36 yards for a touchdown when he hit Bryant Johnson for a five-yard score. Down one point with 16 seconds left, Texans' coach Gary Kubiak decided to go for two. The snap sailed over the head of Delhomme and was recovered by Tennessee. The Titans ended up missing the playoffs by the slimmest possible margin when other needed outcomes didn't occur and finished with a 9-7 record.

Tennessee	0	13	3	7	23
Houston	7	3	3	9	22

TEAM	SCORING PLAY	QTR-REMAIN
Texans	B. Tate 4 yd. run (N. Rackers kick)	1-5:15
Titans	R. Bironas 21 yd. Field Goal	2-13:06
Titans	D. Avery 1 yd. pass from M. Hasselbeck (R. Bironas kick)	2-3:48
Texans	N. Rackers 52 yd. Field Goal	2-1:09
Titans	R. Bironas 43 yd. Field Goal	2-0:00
Texans	N. Rackers 37 yd. Field Goal	3-11:46
Titans	R. Bironas 33 yd. Field Goal	3-7:22
Texans	N. Rackers 22 yd. Field Goal	3-14:47
Titans	N. Washington 23 yd. pass from M. Hasselbeck (R. Bironas kick)	4-4:31
Texans	B. Johnson 5 yd. pass from J. Delhomme (run failed)	4-0:14

**Missed FG:** None  
**Attendance:** 71,512    **Time of Game:** 3:09  
**Weather:** Indoors

	Titans	Texans
First downs	17	22
3rd-down conversion-att	6-14-43%	5-14-36%
4th-down conversion-att	0-0-0%	0-0-0%
Total yards	361	387
Rushing yards	86	152
Passing yards	275	235
Passes-comp.-Int.	35-22-0	32-22-0
Sacked-yards	3-22	3-23
Punts-avg.	6-47.7	6-44.7
Punt return yards	4-43	1-11
Kickoff return yards	1-23	1-32
Fumbles-lost	1-1	1-1
Penalties-yards	6-47	7-55
Field goals made-att	3-3	3-3
Time of possession	25:22	34:38

RUSHING									
TITANS	Att	Yds	Lg	TD	TEXANS	Att	Yds	Lg	TD
C. Johnson	15	61	27	0	B. Tate	16	97	56	1
J. Harper	4	19	12	0	D. Ward	12	50	15	0
A. Hall	2	7	4	0	J. Jones	1	4	4	0
M. Hasselbeck	1	-1	-1	0	B. Johnson	1	1	1	0
<b>TOTALS</b>	<b>22</b>	<b>86</b>	<b>27</b>	<b>0</b>	<b>TOTALS</b>	<b>30</b>	<b>152</b>	<b>56</b>	<b>1</b>

PASSING									
TITANS	Att	Com	Yd	TD-I	TEXANS	Att	Com	Yd	TD-I
M. Hasselbeck	35	22	297	2-0	J. Delhomme	28	18	211	1-0
					T. Yates	4	4	47	0-0
<b>TOTALS</b>	<b>35</b>	<b>22</b>	<b>297</b>	<b>2-0</b>	<b>TOTALS</b>	<b>32</b>	<b>22</b>	<b>258</b>	<b>1-0</b>

RECEIVING									
TITANS	Rec	Yds	Lg	TD	TEXANS	Rec	Yds	Lg	TD
N. Washington	4	92	55	1	J. Casey	7	91	21	0
J. Cook	4	63	25	0	B. Tate	4	24	9	0
C. Johnson	4	49	20	0	J. Jones	3	35	20	0
D. Avery	3	45	23	1	J. Dreessen	3	18	15	0
L. Hawkins	3	19	7	0	B. Johnson	2	45	40	1
D. Williams	2	21	11	0	A. Johnson	2	21	16	0
J. Harper	1	4	4	0	G. Graham	1	24	24	0
A. Hall	1	4	4	0					
<b>TOTALS</b>	<b>22</b>	<b>297</b>	<b>55</b>	<b>2</b>	<b>TOTALS</b>	<b>22</b>	<b>258</b>	<b>40</b>	<b>1</b>

**INDIVIDUAL DEFENSE**

(Titans - Coaching Stats; Opponents - Press Box Stats)

**TEXANS – Leading Tacklers:** Q. Demps 6-6-0, E. Mitchell 6-5-1. **Sacks:** A. Smith 2. **Int:** None. **FF:** T. Dobbins 1. **FR:** J. Nading 1.

**TITANS – Leading Tacklers:** M. Griffin 11-9-2. **Sacks:** J. Casey 1.5. **Int:** None. **FF:** D. Ball 1. **FR:** C. Hope 1.



TENNESSEE  
**TITANS**

**RECORDS**



## ALL-PRO AND PRO BOWL LEADERS

### Most Associated Press All-Pro Seasons

Bruce Matthews, 7  
 Tony Banfield, 3  
 Charles Hennigan, 3  
 Al Jamison, 3  
 Bob Talamini, 3  
 George Webster, 3  
 Robert Brazile, 2  
 Miller Farr, 2  
 Don Floyd, 2  
 Leon Gray, 2  
 Mike Munchak, 2

### Most Pro Bowl Seasons

(AFL All-Star Game 1962-70; AFC-NFC Pro Bowl 1971-present)

Bruce Matthews, 14  
 Mike Munchak, 9  
 Elvin Bethea, 8  
 Robert Brazile, 7  
 Warren Moon, 6  
 Bob Talamini, 6  
 Earl Campbell, 5  
 Ray Childress, 5  
 Charles Hennigan, 5  
 Ken Houston, 5  
 Blaine Bishop, 4  
 Curley Culp, 4  
 Eddie George, 4  
 Tony Banfield, 3  
 George Blanda, 3  
 Miller Farr, 3  
 Fred Glick, 3  
 Ed Husmann, 3  
 Haywood Jeffires, 3  
 Chris Johnson, 3  
 Jevon Kearse, 3  
 Steve McNair, 3  
 Jim Norton, 3  
 Bob Schmidt, 3  
 George Webster, 3  
 Frank Wycheck, 3

### Most Consecutive Pro Bowl Seasons

(AFL All-Star Game 1962-70; AFC-NFC Pro Bowl 1971-present)

Bruce Matthews, 14  
 Robert Brazile, 7  
 Mike Munchak, 7  
 Warren Moon, 6  
 Bob Talamini, 6  
 Charlie Hennigan, 5  
 Earl Campbell, 4  
 Ray Childress, 4  
 Curley Culp, 4  
 Eddie George, 4  
 Tony Banfield, 3  
 Blaine Bishop, 3  
 George Blanda, 3  
 Miller Farr, 3  
 Fred Glick, 3  
 Ed Husmann, 3  
 Haywood Jeffires, 3  
 Chris Johnson, 3  
 Jevon Kearse, 3  
 Bob Schmidt, 3  
 George Webster, 3  
 Frank Wycheck, 3

## ALL-TIME LEAGUE SEASON LEADERS

### Rushing

2009: Chris Johnson, 358-2,006  
 1980: Earl Campbell, 373-1,934  
 1979: Earl Campbell, 368-1,697  
 1978: Earl Campbell\*, 302-1,450  
 1961: Billy Cannon, 200-948

### Passing Touchdowns

1990: Warren Moon, 33  
 1961: George Blanda, 36

### Passer Rating

2003: Steve McNair, 100.4

### Receptions

1991: Haywood Jeffires, 100  
 1964: Charles Hennigan, 101

### Receiving Yards

1975: Ken Burrough, 1,063  
 1964: Charles Hennigan, 1,546  
 1961: Charles Hennigan, 1,746

### Touchdowns

1979: Earl Campbell, 19 (19r)  
 1961: Bill Groman, 18 (1r, 17p)

### Interceptions

1979: Mike Reinfeldt, 12  
 1967: Miller Farr, 10  
 1965: W.K. Hicks, 9  
 1963: Fred Glick, 12

### Punting

1998: Craig Hentrich, 47.2  
 1993: Greg Montgomery, 45.6  
 1992: Greg Montgomery, 46.9

### Punt Returns

2006: Pacman Jones, 12.9  
 1977: Billy Johnson, 15.4  
 1975: Billy Johnson, 15.3  
 1964: Bobby Jancik, 18.3

### Kickoff Returns

1967: Zeke Moore\*, 28.9  
 1963: Bobby Jancik, 29.3  
 1962: Bobby Jancik\*, 30.3  
 1960: Ken Hall, 31.3

\* Rookie

## ALL-TIME TEAM LEADERS BY CATEGORY

## CAREER RUSHING YARDS

Player	Years	Att	Yds	Avg	Lg	TD
1. Eddie George	1996-03	2,733	10,009	3.7	76	64
2. Earl Campbell	1978-84	1,979	8,574	4.3	81t	73
<b>3. Chris Johnson</b>	<b>2008-11</b>	<b>1,187</b>	<b>5,645</b>	<b>4.8</b>	<b>91t</b>	<b>38</b>
4. Lorenzo White	1988-94	1,000	4,079	4.1	44	29
5. Hoyle Granger	1966-70,72	773	3,514	4.5	69t	18
6. Steve McNair (QB)	1995-05	614	3,439	5.6	71t	36
7. Mike Rozier	1985-90	910	3,426	3.8	41	27
8. Charles Tolar	1960-66	907	3,277	3.6	40	21
9. Ronnie Coleman	1974-81	700	2,769	4.0	46t	16
10. Chris Brown	2003-07	643	2,757	4.3	52	16
11. LenDale White	2006-09	628	2,349	3.7	80t	24
12. Allen Pinkett	1986-91	561	2,324	4.1	60	21
13. Gary Brown	1991-95	477	2,115	4.4	39t	12
14. Fred Willis	1972-76	603	2,114	3.5	44	11
15. Billy Cannon	1960-63	512	2,111	4.1	64	14
16. Rodney Thomas	1995-00	495	1,847	3.7	74t	12
17. Rob Carpenter	1977-81	433	1,788	4.1	77	12
18. Larry Moriarty	1983-86	415	1,624	3.9	80	13
19. Travis Henry	2005-06	358	1,546	4.3	70t	7
20. Warren Moon	1984-93	439	1,541	3.5	35	21

## SEASON RUSHING YARDS

Player	Year	Att	Yds	Avg	Lg	TD
<b>1. Chris Johnson</b>	<b>2009</b>	<b>358</b>	<b>2,006</b>	<b>5.6</b>	<b>91t</b>	<b>14</b>
2. Earl Campbell	1980	373	1,934	5.2	55t	13
3. Earl Campbell	1979	368	1,697	4.6	61t	19
4. Eddie George	2000	403	1,509	3.7	35t	14
5. <i>Earl Campbell</i>	<i>1978</i>	<i>302</i>	<i>1,450</i>	<i>4.8</i>	<i>81t</i>	<i>13</i>
6. Eddie George	1997	357	1,399	3.9	30	6
7. Earl Campbell	1981	361	1,376	3.8	43	10
8. <i>Eddie George</i>	<i>1996</i>	<i>335</i>	<i>1,368</i>	<i>4.1</i>	<i>76</i>	<i>8</i>
<b>9. Chris Johnson</b>	<b>2010</b>	<b>316</b>	<b>1,364</b>	<b>4.3</b>	<b>76t</b>	<b>11</b>
10. Eddie George	1999	320	1,304	4.1	40	9
11. Earl Campbell	1983	322	1,301	4.0	42	12
12. Eddie George	1998	348	1,294	3.7	37t	5
<b>13. Chris Johnson</b>	<b>2008</b>	<b>251</b>	<b>1,228</b>	<b>4.9</b>	<b>66t</b>	<b>9</b>
14. Lorenzo White	1992	265	1,226	4.6	44	7
15. Travis Henry	2006	270	1,211	4.5	70t	7
16. Hoyle Granger	1967	236	1,194	5.1	67	6
17. Eddie George	2002	343	1,165	3.4	35	12
18. LenDale White	2007	303	1,110	3.7	28	7
19. Chris Brown	2004	220	1,067	4.9	52	6
<b>20. Chris Johnson</b>	<b>2011</b>	<b>262</b>	<b>1,047</b>	<b>4.0</b>	<b>48t</b>	<b>4</b>

## CAREER PASSING YARDS

Player	Years	Att	Cmp	Pct	Yds	Y/A	TD	Int	Lg	Sk	Lst	Rate
1. Warren Moon	1984-93	4,546	2,632	57.9	33,685	7.41	196	166	87t	315	2,403	80.4
2. Steve McNair	1995-05	3,871	2,305	59.5	27,141	7.01	156	103	83t	229	1,398	83.3
3. George Blanda	1960-66	2,784	1,347	48.4	19,149	6.88	165	189	95	-	-	62.5
4. Dan Pastorini	1971-79	2,768	1,426	51.5	16,864	6.09	96	139	85t	222	1,977	61.0
5. Vince Young	2006-10	1,190	689	57.9	8,098	6.81	42	42	73	75	415	75.7
6. Kerry Collins	2006-10	1,081	613	56.7	6,804	6.29	33	29	80t	36	253	74.6
7. Ken Stabler	1980-81	742	458	61.7	5,190	6.99	27	46	79t	56	518	69.0
8. Pete Beathard	1967-69	822	379	46.1	5,128	6.24	26	51	86t	-	-	51.2
9. Chris Chandler	1995-96	676	409	60.5	4,559	6.74	33	21	76t	46	326	83.9
10. Cody Carlson	1988-94	659	370	56.1	4,469	6.78	21	28	81	54	374	70.0
<b>11. Matt Hasselbeck</b>	<b>2011</b>	<b>518</b>	<b>319</b>	<b>61.6</b>	<b>3,571</b>	<b>6.89</b>	<b>18</b>	<b>14</b>	<b>80t</b>	<b>19</b>	<b>153</b>	<b>82.4</b>
12. Don Trull	1964-69	556	249	44.8	3,538	6.36	29	21	-	-	-	67.6
13. Billy Volek	2001-05	517	312	60.3	3,505	6.78	26	13	55t	45	306	86.9
14. Jacky Lee	1960-67	409	210	51.3	3,291	8.05	25	30	98t	-	-	68.2
15. Gifford Nielsen	1978-83	498	273	54.8	3,255	6.54	20	22	48	47	354	70.0
16. Neil O'Donnell	1999-03	367	215	58.6	2,664	7.26	16	11	67	18	144	83.2
17. Oliver Luck	1983-86	413	233	56.4	2,544	6.16	13	21	66	33	261	64.1
18. Charley Johnson	1970-71	375	190	50.7	2,244	5.98	10	19	70t	23	185	57.0
19. Lynn Dickey	1971-75	294	155	52.7	1,953	6.64	8	28	66t	29	252	43.2
20. Archie Manning	1982-83	213	110	51.6	1,632	7.66	8	14	54t	38	299	62.2

## SEASON PASSING YARDS

Player	Year	Att	Cmp	Pct	Yds	Y/A	TD	Int	Lg	Sk	Lst	Rate
1. Warren Moon	1991	655	404	61.7	4,690	7.16	23	21	61t	23	174	81.7
2. Warren Moon	1990	584	362	62.0	4,689	8.03	33	13	87t	36	252	96.8
3. Warren Moon	1989	464	280	60.3	3,631	7.83	23	14	55	35	267	88.9
<b>4. Matt Hasselbeck</b>	<b>2011</b>	<b>518</b>	<b>319</b>	<b>61.6</b>	<b>3,571</b>	<b>6.89</b>	<b>18</b>	<b>14</b>	<b>80t</b>	<b>19</b>	<b>153</b>	<b>82.4</b>
5. Warren Moon	1986	488	256	52.5	3,489	7.15	13	26	81t	41	332	62.3
6. Warren Moon	1993	520	303	58.3	3,485	6.70	21	21	80t	34	218	75.2
7. Steve McNair	2002	492	301	61.2	3,387	6.88	22	15	55	21	121	84.0
8. Steve McNair	2001	431	264	61.3	3,350	7.77	21	12	71t	37	251	90.2
9. <i>Warren Moon</i>	<i>1984</i>	<i>450</i>	<i>259</i>	<i>57.6</i>	<i>3,338</i>	<i>7.42</i>	<i>12</i>	<i>14</i>	<i>76</i>	<i>47</i>	<i>371</i>	<i>76.9</i>
10. George Blanda	1961	362	187	51.7	3,330	9.20	36	22	-	-	-	91.3
11. George Blanda	1964	505	262	51.9	3,287	6.51	17	27	-	-	-	61.4
12. Steve McNair	1998	492	289	58.7	3,228	6.56	15	10	47	33	176	80.1
13. Steve McNair	2003	400	250	62.5	3,215	8.04	24	7	73	19	108	100.4
14. Ken Stabler	1980	457	293	64.1	3,202	7.01	13	28	79t	27	264	68.7
15. Steve McNair	2005	476	292	61.3	3,161	6.64	16	11	57	20	134	82.4
16. George Blanda	1963	423	224	53.0	3,003	7.10	24	25	-	-	-	70.1
17. Steve McNair	2000	396	248	62.6	2,847	7.19	15	13	56t	24	141	83.2
18. George Blanda	1962	418	197	47.1	2,810	6.72	27	42	-	-	-	51.3
19. Warren Moon	1987	368	184	50.0	2,806	7.63	21	18	83t	25	198	74.2
20. Warren Moon	1985	377	200	53.1	2,709	7.19	15	19	80t	46	366	68.5

## ALL-TIME TEAM LEADERS BY CATEGORY

### CAREER RECEPTIONS

Player	Years	No	Yds	Avg	Lg	TD
1. Ernest Givins	1986-94	542	7,935	14.6	83t	46
2. Haywood Jeffires	1987-95	515	6,119	11.9	87t	47
3. Frank Wycheck (TE)	1995-03	482	4,958	10.3	42	27
4. Drew Hill	1985-91	480	7,477	15.6	81t	47
5. Derrick Mason	1997-04	453	6,114	13.5	71t	37
6. Charles Hennigan	1960-66	410	6,823	16.6	80t	51
7. Ken Burrough	1971-81	408	6,907	16.9	85t	47
8. Curtis Duncan	1987-93	322	3,935	12.2	72	20
9. Drew Bennett	2001-06	273	4,033	14.8	55	25
10. Eddie George (RB)	1996-03	259	2,144	8.3	54	10
11. Bo Scaife (TE)	2005-10	251	2,383	9.5	44	12
12. Tim Smith	1980-86	206	3,107	15.1	75t	12
13. Alvin Reed	1967-72	199	2,818	14.2	60	11
<b>14. Chris Johnson (RB)</b>	<b>2008-11</b>	<b>194</b>	<b>1,426</b>	<b>7.4</b>	<b>69t</b>	<b>4</b>
15. Webster Slaughter	1992-94	184	2,236	12.2	57	11
16. Lorenzo White (RB)	1988-94	184	1,674	9.1	69t	6
17. Charles Frazier	1962-68	179	3,060	17.1	80	22
18. Erron Kinney (TE)	2000-05	178	1,750	9.8	31	10
19. Chris Sanders	1995-01	177	3,285	18.6	83t	17
20. Kevin Dyson	1998-02	176	2,310	13.1	68t	18

### SEASON RECEPTIONS

Player	Year	No	Yds	Avg	Lg	TD
1. Charles Hennigan	1964	101	1,546	15.3	53	8
2. Haywood Jeffires	1991	100	1,181	11.8	44	7
3. Derrick Mason	2004	96	1,168	12.2	37t	7
4. Derrick Mason	2003	95	1,303	13.7	50t	8
5. Drew Hill	1991	90	1,109	12.3	61t	4
Haywood Jeffires	1992	90	913	10.1	47	9
7. Tim Smith	1983	83	1,176	14.2	47t	6
8. Curtis Duncan	1992	82	954	11.6	72	1
Charles Hennigan	1961	82	1,746	21.3	80	12
10. Drew Bennett	2004	80	1,247	15.6	48t	11
Butch Woolfolk	1985	80	814	10.2	80t	4
12. Derrick Mason	2002	79	1,012	12.8	40	5
13. Webster Slaughter	1993	77	904	11.7	41	5
14. Drew Hill	1990	74	1,019	13.8	57	5
Haywood Jeffires	1990	74	1,048	14.2	87t	8
<b>Nate Washington</b>	<b>2011</b>	<b>74</b>	<b>1,023</b>	<b>13.8</b>	<b>57</b>	<b>7</b>
17. Derrick Mason	2001	73	1,128	15.5	71t	9
18. Ernest Givins	1990	72	979	13.6	80t	9
Bill Groman	1960	72	1,473	20.5	-	12
Drew Hill	1988	72	1,141	15.8	57t	10

### CAREER SCORING

Player	Years	TD	Rush	Rec	Ret	XPM	FGM	2PT	Points
1. Al Del Greco	1991-00	0	0	0	0	322	246	0	1,060
<b>2. Rob Bironas</b>	<b>2005-11</b>	<b>0</b>	<b>0</b>	<b>0</b>	<b>0</b>	<b>239</b>	<b>189</b>	<b>0</b>	<b>806</b>
3. George Blanda	1960-66	4	4	0	0	301	91	0	598
4. Tony Zendejas	1985-90	0	0	0	0	197	117	0	548
5. Eddie George	1996-03	74	64	10	0	0	0	3	450
6. Earl Campbell	1978-84	73	73	0	0	0	0	0	438
7. Toni Fritsch	1977-81	0	0	0	0	149	81	0	392
8. Skip Butler	1972-77	0	0	0	0	122	70	0	332
9. Charley Hennigan	1960-66	51	0	51	0	0	0	0	306
10. Ken Burrough	1971-81	48	1	47	0	0	0	0	288
Ernest Givins	1986-94	48	1	46	1	0	0	0	288
Haywood Jeffires	1987-95	47	0	47	0	0	0	3	288
13. Drew Hill	1985-91	47	0	47	0	0	0	0	282
<b>14. Chris Johnson</b>	<b>2008-11</b>	<b>42</b>	<b>38</b>	<b>4</b>	<b>0</b>	<b>0</b>	<b>0</b>	<b>1</b>	<b>254</b>
15. Derrick Mason	1997-04	40	0	37	3	0	0	1	242
16. Steve McNair	1995-05	36	36	0	0	0	0	3	222
17. Lorenzo White	1988-94	36	29	6	1	0	0	0	216
18. Billy Cannon	1960-63	35	14	20	1	0	0	1	212
19. Gary Anderson	2003-04	0	0	0	0	79	44	0	211
20. Joe Nedney	2001-03	0	0	0	0	70	46	0	208

### SEASON SCORING

Player	Year	TD	Rush	Rec	Ret	XPM	FGM	2PT	Points
1. Al Del Greco	1998	0	0	0	0	28	36	0	136
<b>2. Rob Bironas</b>	<b>2007</b>	<b>0</b>	<b>0</b>	<b>0</b>	<b>0</b>	<b>28</b>	<b>35</b>	<b>0</b>	<b>133</b>
3. Al Del Greco	1996	0	0	0	0	35	32	0	131
<b>4. Rob Bironas</b>	<b>2008</b>	<b>0</b>	<b>0</b>	<b>0</b>	<b>0</b>	<b>40</b>	<b>29</b>	<b>0</b>	<b>127</b>
5. Al Del Greco	1993	0	0	0	0	39	29	0	126
6. Gary Anderson	2003	0	0	0	0	42	27	0	123
<b>7. Rob Bironas</b>	<b>2011</b>	<b>0</b>	<b>0</b>	<b>0</b>	<b>0</b>	<b>34</b>	<b>29</b>	<b>0</b>	<b>121</b>
<b>8. Rob Bironas</b>	<b>2009</b>	<b>0</b>	<b>0</b>	<b>0</b>	<b>0</b>	<b>37</b>	<b>27</b>	<b>0</b>	<b>118</b>
Al Del Greco	2000	0	0	0	0	37	27	0	118
10. George Blanda	1960	4	4	0	0	46	15	0	115
Tony Zendejas	1989	0	0	0	0	40	25	0	115
12. Earl Campbell	1979	19	19	0	0	0	0	0	114
Al Del Greco	1995	0	0	0	0	33	27	0	114
Tony Zendejas	1988	0	0	0	0	48	22	0	114
15. Al Del Greco	1997	0	0	0	0	32	27	0	113
16. George Blanda	1961	0	0	0	0	64	16	0	112
17. Joe Nedney	2002	0	0	0	0	36	25	0	111
<b>18. Rob Bironas</b>	<b>2010</b>	<b>0</b>	<b>0</b>	<b>0</b>	<b>0</b>	<b>38</b>	<b>24</b>	<b>0</b>	<b>110</b>
19. Bill Groman	1961	18	1	17	0	0	0	0	108
20. Al Del Greco	1999	0	0	0	0	43	21	0	106

## ALL-TIME TEAM LEADERS BY CATEGORY

### CAREER KICKOFF RETURNS (YARDS)

Player	Years	No	Yds	Avg	Lg	TD
1. Bobby Jancik	1962-67	158	4,185	26.5	61	0
2. Derrick Mason	1997-04	156	3,496	22.4	101t	1
3. Carl Roaches	1980-84	150	3,276	21.8	97t	2
4. Billy Johnson	1974-80	121	2,902	24.0	81t	2
5. Mel Gray	1995-97	111	2,592	23.4	88	0
<b>6. Marc Mariani</b>	<b>2010-11</b>	<b>92</b>	<b>2,278</b>	<b>24.8</b>	<b>98t</b>	<b>1</b>
7. Adam Jones	2005-06	63	1,648	26.2	85	0
8. Zeke Moore	1967-77	64	1,618	25.3	92t	1
9. Willie Drewrey	1985-93	75	1,581	21.1	50	0
10. Allen Pinkett	1986-91	80	1,577	19.7	48	0
11. Jerry LeVias	1969-70	64	1,538	24.0	87	0
12. Bobby Wade	2005-06	50	1,194	23.9	48	0
13. Billy Cannon	1960-63	46	1,186	25.8	88t	1
14. Leonard Harris	1987-93	53	1,130	21.3	63	0
15. Chris Carr	2008-08	35	984	28.1	52	0
16. Mike Archie	1996-98	46	961	20.9	50	0
17. Bob Gresham	1973-74	36	903	25.1	103t	1
18. Willie Tullis	1981-84	38	886	23.3	95t	1
19. Linzy Cole	1971-72	34	875	25.7	45	0
20. Steve Brown	1983-90	36	857	23.8	93t	1

### SEASON KICKOFF RETURNS (AVG.)

Player	Year	No	Yds	Avg	Lg	TD
1. Ken Hall	1960	19	594	31.3	104t	1
2. <i>Bobby Jancik</i>	<i>1962</i>	<i>24</i>	<i>726</i>	<i>30.3</i>	<i>61</i>	<i>0</i>
3. Bobby Jancik	1963	45	1,317	29.3	53	0
4. Chris Carr	2008	35	984	28.1	52	0
5. Carl Roaches	1981	28	769	27.5	96t	1
6. <i>Billy Johnson</i>	<i>1974</i>	<i>29</i>	<i>785</i>	<i>27.1</i>	<i>67</i>	<i>0</i>
7. Derrick Mason	2000	42	1,132	27.0	66	0
8. Bob Gresham	1973	27	723	26.8	103t	1
9. <i>Adam Jones</i>	<i>2005</i>	<i>43</i>	<i>1,127</i>	<i>26.2</i>	<i>85</i>	<i>0</i>
10. Linzy Cole	1971	32	834	26.1	45	0
11. Adam Jones	2006	20	521	26.1	70	0
12. Bobby Jancik	1966	34	875	25.7	53	0
13. <i>Steve Brown</i>	<i>1983</i>	<i>31</i>	<i>795</i>	<i>25.6</i>	<i>93t</i>	<i>1</i>
<b>14. Marc Mariani</b>	<b>2010</b>	<b>60</b>	<b>1,530</b>	<b>25.5</b>	<b>98t</b>	<b>1</b>
15. Billy Johnson	1977	25	630	25.2	76t	1
16. Alvin Haymond	1973	28	703	25.1	47	0
17. <i>Jerry LeVias</i>	<i>1969</i>	<i>38</i>	<i>940</i>	<i>24.7</i>	<i>87</i>	<i>0</i>
18. <i>Willie Drewrey</i>	<i>1985</i>	<i>26</i>	<i>642</i>	<i>24.7</i>	<i>50</i>	<i>0</i>
19. Zeke Moore	1968	32	787	24.6	45	0
20. Billy Cannon	1962	18	442	24.6	38	0

### CAREER PUNT RETURNS (YARDS)

Player	Years	No	FC	Yds	Avg	Lg	TD
1. Billy Johnson	1974-80	155	21	2,040	13.2	87t	5
2. Derrick Mason	1997-04	182	94	1,590	8.7	69t	2
3. Carl Roaches	1980-84	151	31	1,095	7.3	68	0
<b>4. Marc Mariani</b>	<b>2010-11</b>	<b>73</b>	<b>35</b>	<b>819</b>	<b>11.2</b>	<b>87t</b>	<b>2</b>
5. Willie Drewrey	1985-93	104	45	771	7.4	25	0
6. Adam Jones	2005-06	63	11	712	11.3	90t	4
7. Mel Gray	1995-97	69	45	652	9.4	40	0
8. Bobby Jancik	1962-67	67	-	647	9.7	82	1
9. Jerry LeVias	1969-70	60	19	505	8.4	46	0
10. Kenny Johnson	1986-89	73	32	488	6.7	26	0
11. Justin McCareins	2001-08	37	21	403	10.9	58t	1
12. Ernest Givins	1986-94	56	-	397	7.1	78t	1
13. Larry Carwell	1967-68	36	6	381	10.6	54	0
14. Fred Glick	1961-66	44	-	326	7.4	-	0
15. Chris Carr	2008-08	32	20	323	10.1	44	0
16. Chris Davis	2007-08	33	13	299	9.1	39	0
17. Ken Houston	1967-72	45	12	252	5.6	33	0
18. Ronnie Coleman	1974-81	25	3	228	9.1	69t	1
19. Jeff Severson	1973-74	27	4	212	7.9	74	0
20. Rich Ellender	1979-79	31	2	203	6.5	36	0

### SEASON PUNT RETURNS (AVG.)

Player	Year	No	FC	Yds	Avg	Lg	TD
1. Billy Johnson	1977	35	8	539	15.4	87t	2
2. Billy Johnson	1975	40	1	612	15.3	83t	3
3. <i>Billy Johnson</i>	<i>1974</i>	<i>30</i>	<i>3</i>	<i>409</i>	<i>13.6</i>	<i>49</i>	<i>0</i>
4. Derrick Mason	2000	51	17	662	13.0	69t	1
5. Adam Jones	2006	34	3	440	12.9	90t	3
<b>6. Marc Mariani</b>	<b>2010</b>	<b>27</b>	<b>17</b>	<b>329</b>	<b>12.2</b>	<b>87t</b>	<b>1</b>
7. Justin McCareins	2003	29	17	330	11.4	58t	1
<b>8. Marc Mariani</b>	<b>2011</b>	<b>46</b>	<b>18</b>	<b>490</b>	<b>10.7</b>	<b>79t</b>	<b>1</b>
9. Billy Johnson	1976	38	9	403	10.6	46	0
10. Mel Gray	1995	30	20	303	10.1	20	0
11. Chris Carr	2008	32	20	323	10.1	44	0
12. <i>Chris Davis</i>	<i>2007</i>	<i>31</i>	<i>12</i>	<i>293</i>	<i>9.5</i>	<i>39</i>	<i>0</i>
13. <i>Adam Jones</i>	<i>2005</i>	<i>29</i>	<i>8</i>	<i>272</i>	<i>9.4</i>	<i>52t</i>	<i>1</i>
14. Mel Gray	1996	22	15	205	9.3	40	0
15. Fred Glick	1963	19	-	171	9.0	22	0
16. <i>Willie Drewrey</i>	<i>1985</i>	<i>24</i>	<i>10</i>	<i>215</i>	<i>9.0</i>	<i>23</i>	<i>0</i>
17. Derrick Mason	1999	26	15	225	8.7	65t	1
18. Jerry LeVias	1970	25	8	213	8.5	33	0
19. Larry Carwell	1968	27	2	227	8.4	32	0
20. <i>Jerry LeVias</i>	<i>1969</i>	<i>35</i>	<i>11</i>	<i>292</i>	<i>8.3</i>	<i>46</i>	<i>0</i>

### CAREER PUNTING (PUNTS)

Player	Years	Punt	Blk	Yds	Avg	TB	In20	Lg	NetAvg
1. Craig Hentrich	1998-09	861	1	36,926	42.9	95	295	78	37.2
2. Jim Norton	1960-68	522	7	21,961	42.1	-	-	79	-
3. Cliff Parsley	1977-82	431	3	17,136	39.8	33	85	62	32.3
4. Dan Pastorini	1971-79	316	1	12,530	39.7	-	-	74	-
5. Greg Montgomery	1988-93	310	6	13,529	43.6	35	74	77	36.6
6. Lee Johnson	1985-87	212	0	8,739	41.2	20	53	66	35.1
<b>7. Brett Kern</b>	<b>2009-11</b>	<b>200</b>	<b>0</b>	<b>8,714</b>	<b>43.6</b>	<b>15</b>	<b>73</b>	<b>68</b>	<b>39.6</b>
8. John James	1982-84	198	1	7,878	39.8	15	36	56	32.4
9. Rich Camarillo	1994-95	173	1	7,280	42.1	17	61	60	35.7
10. Reggie Roby	1996-97	140	1	6,022	43.0	8	50	68	36.7

## ALL-TIME TEAM LEADERS BY CATEGORY

### SEASON PUNTING (AVERAGE)

Player	Years	Punt	Blk	Yds	Avg	TB	In20	Lg	NetAvg
1. Craig Hentrich	1998	69	0	3,258	47.2	11	18	71	39.2
2. Greg Montgomery	1992	53	2	2,487	46.9	9	14	66	37.3
3. Greg Montgomery	1993	54	0	2,462	45.6	5	13	77	39.1
4. Reggie Roby	1996	67	1	2,973	44.4	7	25	68	38.0
5. Craig Hentrich	2003	71	0	3,117	43.9	8	26	58	37.8
6. Greg Montgomery	1991	48	2	2,105	43.9	4	13	60	36.8
7. Jim Norton	1965	85	1	3,711	43.7	-	-	65	-
<b>8. Brett Kern</b>	<b>2011</b>	<b>86</b>	<b>0</b>	<b>3,747</b>	<b>43.6</b>	<b>7</b>	<b>31</b>	<b>64</b>	<b>39.4</b>
9. Greg Montgomery	1989	56	2	2,422	43.3	7	15	63	36.1
10. Craig Hentrich	2005	78	0	3,371	43.2	14	21	59	37.8

### CAREER INTERCEPTIONS

Player	Years	No	Yds	Avg	Lg	TD
1. Jim Norton	1960-68	45	592	13.2	56	1
2. Cris Dishman	1988-96	31	348	11.2	43	1
3. Fred Glick	1961-66	30	390	13.0	45	1
4. Tony Banfield	1960-65	27	224	8.3	58	0
W.K. Hicks	1964-69	27	457	16.9	62	0
Darryll Lewis	1991-98	27	540	20.0	98t	5
7. Mike Reinfeldt	1976-83	26	375	14.4	39	0
8. Ken Houston	1967-72	25	650	26.0	78	9
9. Zeke Moore	1967-77	24	444	18.5	74	2
10. Willie Alexander	1971-79	23	379	16.5	95t	1
Samari Rolle	1998-04	23	349	15.2	81t	1
12. Marcus Robertson	1991-00	22	428	19.5	69	0
13. Gregg Bingham	1973-84	21	279	13.3	54	0
14. Keith Bulluck	2000-09	19	192	10.1	35	1
Miller Farr	1967-69	19	416	21.9	67	5
16. Steve Brown	1983-90	18	264	14.7	44t	1
<b>17. Michael Griffin</b>	<b>2007-11</b>	<b>17</b>	<b>228</b>	<b>13.4</b>	<b>83t</b>	<b>1</b>
18. Andre Dyson	2001-04	16	260	16.3	51t	3
Bubba McDowell	1989-94	16	190	11.9	26t	1
Chris Hope	2006-11	16	266	16.6	61t	1

### SEASON INTERCEPTIONS

Player	Year	No	Yds	Avg	Lg	TD
1. Fred Glick	1963	12	180	15.0	45	1
Mike Reinfeldt	1979	12	205	17.1	39	0
3. Miller Farr	1967	10	264	26.4	67	3
4. W.K. Hicks	1965	9	156	17.3	31	0
Ken Houston	1971	9	220	24.4	48t	4
Jim Norton	1961	9	150	16.7	36	0
7. Tony Banfield	1961	8	136	17.0	58	0
<i>Pete Jaquess</i>	<i>1964</i>	<i>8</i>	<i>141</i>	<i>17.6</i>	<i>98t</i>	<i>1</i>
Richard Johnson	1990	8	100	12.5	35	1
Jim Norton	1962	8	75	9.4	36	0
11. Tony Banfield	1963	7	21	3.0	14	0
<b>Michael Griffin</b>	<b>2008</b>	<b>7</b>	<b>172</b>	<b>24.6</b>	<b>83t</b>	<b>1</b>
Jim Norton	1965	7	52	7.4	18	0
Marcus Robertson	1993	7	137	19.6	69	0
Samari Rolle	2000	7	140	20.0	81t	1
Jack Tatum	1980	7	100	14.3	35	0
17. 15 tied with 6	1974	6	85	14.2	36	0

### CAREER SACKS

Player	Years	No
1. Elvin Bethea	1968-83	105.0
2. Ray Childress	1985-95	74.5
3. Jesse Baker	1979-87	66.0
4. William Fuller	1986-93	59.0
5. Sean Jones	1988-93	57.5
6. Jevon Kearse	1999-03, 08-09	51.0
7. Robert Brazile	1975-84	48.0
8. Ted Washington	1973-82	45.0
9. Kyle Vanden Bosch	2005-09	38.5
10. Curley Culp	1974-80	31.0

### SEASON SACKS

Player	Year	No
1. Elvin Bethea	1973	17.0
2. <i>Jesse Baker</i>	<i>1979</i>	<i>15.5</i>
3. William Fuller	1991	15.0
4. Elvin Bethea	1976	14.5
<i>Jevon Kearse</i>	<i>1999</i>	<i>14.5</i>
6. Elvin Bethea	1971	13.0
Ray Childress	1992	13.0
Sean Jones	1993	13.0
9. Jason Babin	2010	12.5
Sean Jones	1990	12.5
Kyle Vanden Bosch	2005	12.5

### CAREER TACKLES (SINCE 1974)

Player	Years	No
1. Gregg Bingham	1973-84	1,970
2. Robert Brazile	1975-84	1,281
3. Keith Bulluck	2000-09	1,265
4. Ted Washington	1973-82	907
5. Al Smith	1987-96	877
6. John Grimsley	1984-90	836
7. Blaine Bishop	1993-01	788
8. Ray Childress	1985-95	784
9. Steve Kiner	1974-78	738
10. Marcus Robertson	1991-00	700

### SEASON TACKLES (SINCE 1974)

Player	Year	No
1. Gregg Bingham	1978	223
2. Gregg Bingham	1980	212
3. Gregg Bingham	1974	206
4. Gregg Bingham	1979	203
5. John Grimsley	1986	199
6. Robert Abraham	1984	198
7. Gregg Bingham	1976	191
8. Gregg Bingham	1977	190
9. Gregg Bingham	1975	185
Robert Brazile	1978	185

## YEAR-BY-YEAR LEADERS

RUSHING							PASSING								
Year	Player	Att	Yds	Avg	Lg	TD	Year	Player	Att	Cmp	Yds	Pct	TD	Int	Avg
1960	Billy Cannon	152	644	4.2	39	1	1960	George Blanda	363	169	2,413	46.6	24	22	6.7
1961	Billy Cannon	200	948	4.7	61t	6	1961	George Blanda	362	187	3,330	51.7	36	22	9.2
1962	Charles Tolar	244	1,012	4.1	25	7	1962	George Blanda	418	197	2,810	47.1	27	42	6.7
1963	Charles Tolar	194	659	3.4	33	3	1963	George Blanda	423	224	3,003	52.9	24	25	7.0
1964	Sid Blanks	145	756	5.2	91t	6	1964	George Blanda	505	262	3,282	51.9	17	27	6.4
1965	Ode Burrell	130	528	4.1	63	3	1965	George Blanda	442	186	2,542	42.1	20	30	5.8
1966	Ode Burrell	122	406	3.3	45	0	1966	George Blanda	271	122	1,764	45.0	17	21	6.4
1967	Hoyle Granger	236	1,194	5.1	67t	6	1967	Pete Beathard	231	94	1,114	40.7	9	14	4.8
1968	Hoyle Granger	202	848	4.2	47	7	1968	Pete Beathard	223	105	1,559	47.1	7	16	6.9
1969	Hoyle Granger	186	740	4.0	23	3	1969	Pete Beathard	370	180	2,455	48.6	10	21	6.4
1970	Joe Dawkins	124	517	4.2	49t	2	1970	Charley Johnson	281	144	1,652	51.2	7	12	5.9
1971	Robert Holmes	112	323	2.9	31	4	1971	Dan Pastorini	270	127	1,702	47.0	7	21	6.3
1972	Fred Willis	134	461	3.4	43	0	1972	Dan Pastorini	299	144	1,711	48.2	7	11	5.7
1973	Fred Willis	171	579	3.4	25	4	1973	Dan Pastorini	290	154	1,482	53.1	5	17	5.1
1974	Willie Rodgers	122	413	3.4	20	5	1974	Dan Pastorini	247	140	1,571	56.7	10	10	6.4
1975	Ronnie Coleman	175	790	4.5	46t	5	1975	Dan Pastorini	342	163	2,053	47.7	14	16	6.0
1976	Ronnie Coleman	171	684	4.0	39	2	1976	Dan Pastorini	309	167	1,785	53.5	10	10	5.7
1977	Ronnie Coleman	185	660	3.6	22	5	1977	Dan Pastorini	319	169	1,987	53.0	13	18	6.2
1978	Earl Campbell	302	1,450	4.8	81t	13	1978	Dan Pastorini	368	199	2,473	54.1	16	17	6.7
1979	Earl Campbell	368	1,697	4.6	61t	19	1979	Dan Pastorini	324	163	2,090	50.3	14	18	6.5
1980	Earl Campbell	373	1,934	5.2	55t	13	1980	Ken Stabler	454	293	3,202	64.5	13	28	7.0
1981	Earl Campbell	361	1,376	3.9	43	10	1981	Ken Stabler	285	165	1,988	57.9	14	18	6.9
1982	Earl Campbell	157	538	3.4	22	2	1982	Archie Manning	125	66	877	52.8	6	6	7.0
1983	Earl Campbell	322	1,301	4.0	42	12	1983	Oliver Luck	217	124	1,375	57.1	8	13	6.3
1984	Larry Moriarty	189	785	4.2	51	6	1984	Warren Moon	450	259	3,338	57.6	12	14	7.4
1985	Mike Rozier	133	462	3.5	30	8	1985	Warren Moon	377	200	2,709	53.1	15	19	7.2
1986	Mike Rozier	199	662	3.3	19t	4	1986	Warren Moon	488	256	3,489	52.5	13	26	7.2
1987	Mike Rozier	229	957	4.2	41	3	1987	Warren Moon	368	184	2,806	50.0	21	18	7.6
1988	Mike Rozier	251	1,002	4.0	28	10	1988	Warren Moon	294	160	2,327	54.4	17	8	7.9
1989	Alonzo Highsmith	128	531	4.1	25	4	1989	Warren Moon	464	280	3,631	60.3	23	14	7.8
1990	Lorenzo White	168	702	4.2	22	8	1990	Warren Moon	584	362	4,689	62.0	33	13	8.0
1991	Allen Pinkett	171	720	4.2	32	9	1991	Warren Moon	655	404	4,690	61.7	23	21	7.2
1992	Lorenzo White	265	1,226	4.6	44	7	1992	Warren Moon	346	224	2,521	64.7	18	12	7.3
1993	Gary Brown	195	1,002	5.1	26	6	1993	Warren Moon	520	303	3,485	58.3	21	21	6.7
1994	Lorenzo White	191	757	4.0	33	3	1994	Billy Joe Tolliver	240	121	1,287	50.4	6	7	5.4
1995	Rodney Thomas	251	947	3.8	74t	5	1995	Chris Chandler	356	225	2,460	63.2	17	10	6.9
1996	Eddie George	335	1,368	4.1	76	8	1996	Chris Chandler	320	184	2,099	57.5	16	11	6.6
1997	Eddie George	357	1,399	3.9	30	6	1997	Steve McNair	415	216	2,665	52.0	14	13	6.4
1998	Eddie George	348	1,294	3.7	37t	5	1998	Steve McNair	492	289	3,228	58.7	15	10	6.5
1999	Eddie George	320	1,304	4.1	40	9	1999	Steve McNair	331	187	2,179	56.5	12	8	6.6
2000	Eddie George	403	1,509	3.7	35t	14	2000	Steve McNair	396	248	2,847	62.6	15	13	7.2
2001	Eddie George	315	939	3.0	27	5	2001	Steve McNair	431	264	3,350	61.3	21	12	7.8
2002	Eddie George	343	1,165	3.4	35	12	2002	Steve McNair	492	301	3,387	61.2	22	15	6.9
2003	Eddie George	312	1,031	3.3	27	5	2003	Steve McNair	400	250	3,215	62.5	24	7	8.0
2004	Chris Brown	220	1,067	4.9	52	6	2004	Billy Volek	357	218	2,486	61.1	18	10	7.0
2005	Chris Brown	224	851	3.8	38t	5	2005	Steve McNair	476	292	3,161	61.3	16	11	6.6
2006	Travis Henry	270	1,211	4.5	70t	7	2006	Vince Young	357	184	2,199	51.5	12	13	6.2
2007	LenDale White	303	1,110	3.7	28	7	2007	Vince Young	382	238	2,546	62.3	9	17	6.7
2008	Chris Johnson	251	1,228	4.9	66t	9	2008	Kerry Collins	415	242	2,676	58.3	12	7	6.5
2009	Chris Johnson	358	2,006	5.6	91t	14	2009	Vince Young	259	152	1,879	58.7	10	7	7.3
2010	Chris Johnson	316	1,364	4.3	76t	11	2010	Kerry Collins	278	160	1,823	57.6	14	8	6.6
2011	Chris Johnson	262	1,047	4.0	48t	4	2011	Matt Hasselbeck	518	319	3,571	61.6	18	14	6.9

## YEAR-BY-YEAR LEADERS

## RECEIVING

Year	Player	No	Yds	Avg	Lg	TD
1960	Bill Groman	72	1,473	20.5	80t	12
1961	Charles Hennigan	82	1,746	21.3	80t	12
1962	Charles Hennigan	54	867	16.1	75t	8
1963	Charles Hennigan	61	1,051	17.2	83t	10
1964	Charles Hennigan	101	1,546	15.3	53t	8
1965	Ode Burrell (RB)	55	650	11.8	52t	4
1966	Charles Frazier	57	1,129	19.8	79t	12
1967	Hoyle Granger (RB)	31	300	9.6	43	3
1968	Alvin Reed (TE)	46	747	16.2	60	5
1969	Alvin Reed (TE)	51	664	13.0	43	2
1970	Alvin Reed (TE)	47	604	12.9	34	2
1971	Jim Beirne	38	550	14.5	40	1
1972	Fred Willis (RB)	45	297	6.6	27	2
1973	Fred Willis (RB)	57	371	6.5	50	1
1974	Ken Burrough	36	492	13.7	51	2
1975	Ken Burrough	53	1,063	20.1	77t	8
1976	Ken Burrough	51	932	18.2	69	7
1977	Ken Burrough	43	816	19.0	85t	8
1978	Ken Burrough	47	624	13.3	44	2
1979	Ken Burrough	40	752	18.8	55t	6
1980	Mike Barber (TE)	59	712	12.1	79t	5
1981	Ken Burrough	40	668	16.7	71t	7
1982	Dave Casper (TE)	36	573	15.9	38	6
1983	Tim Smith	83	1,176	14.2	47t	6
1984	Tim Smith	69	1,141	16.5	75t	4
1985	Butch Woolfolk (RB)	80	814	10.2	80t	4
1986	Drew Hill	65	1,112	17.1	81t	5
1987	Ernest Givins	53	933	17.6	83t	6
1988	Drew Hill	72	1,141	15.8	57t	10
1989	Drew Hill	66	938	14.2	50	8
1990	Haywood Jeffires	74	1,048	14.2	87t	8
	Drew Hill	74	1,019	13.8	57	5
1991	Haywood Jeffires	100	1,181	11.8	44	7
1992	Haywood Jeffires	90	913	10.1	47	9
1993	Webster Slaughter	77	904	11.7	41	5
1994	Webster Slaughter	68	846	12.4	57	2
	Haywood Jeffires	68	783	11.5	50	6
1995	Haywood Jeffires	61	684	11.2	35t	8
1996	Frank Wycheck (TE)	53	511	9.6	29	6
1997	Frank Wycheck (TE)	63	748	11.9	42	4
1998	Frank Wycheck (TE)	70	768	11.0	38	2
1999	Frank Wycheck (TE)	69	641	9.3	35	2
2000	Frank Wycheck (TE)	70	636	9.1	26	4
2001	Derrick Mason	73	1,128	15.5	71t	9
2002	Derrick Mason	79	1,012	12.8	40	5
2003	Derrick Mason	95	1,303	13.7	50t	8
2004	Derrick Mason	96	1,168	12.2	37t	7
2005	Drew Bennett	58	738	12.7	55t	4
2006	Drew Bennett	46	737	16.0	39	3
2007	Justin Gage	55	750	13.6	73	2
	Roydell Williams	55	719	13.1	48	4
2008	Bo Scaife (TE)	58	561	9.7	44	2
<b>2009</b>	<b>Chris Johnson (RB)</b>	<b>50</b>	<b>503</b>	<b>10.1</b>	<b>69t</b>	<b>2</b>
<b>2010</b>	<b>Chris Johnson (RB)</b>	<b>44</b>	<b>245</b>	<b>5.6</b>	<b>25</b>	<b>1</b>
<b>2011</b>	<b>Nate Washington</b>	<b>74</b>	<b>1,023</b>	<b>13.8</b>	<b>57</b>	<b>7</b>

## SCORING

Year	Player	TD	PAT	FG	Tot
1960	George Blanda	4	46	15	115
1961	George Blanda	0	64	16	112
1962	George Blanda	0	48	11	81
1963	George Blanda	0	37	9	64
1964	George Blanda	0	38	13	76
1965	George Blanda	0	28	11	61
1966	George Blanda	0	39	16	87
1967	John Wittenborn	0	30	14	72
1968	Wayne Walker	0	26	8	50
1969	Roy Gerela	0	29	19	86
1970	Roy Gerela	0	23	18	77
1971	Mark Moseley	0	25	16	73
1972	Skip Butler	0	12	16	51
1973	Skip Butler	0	15	21	66
1974	Skip Butler	0	29	9	56
1975	Skip Butler	0	31	18	85
1976	Skip Butler	0	24	16	72
1977	Toni Fritsch	0	19	12	55
1978	Earl Campbell (RB)	13	0	0	78
1979	Earl Campbell (RB)	19	0	0	114
1980	Toni Fritsch	0	26	19	83
1981	Toni Fritsch	0	32	15	77
1982	Dave Casper (TE)	6	0	0	36
1983	Florian Kempf	0	33	17	84
1984	Joe Cooper	0	13	11	46
1985	Tony Zendejas	0	29	21	92
1986	Tony Zendejas	0	28	22	94
1987	Tony Zendejas	0	32	20	92
1988	Tony Zendejas	0	48	22	114
1989	Tony Zendejas	0	40	25	115
1990	Lorenzo White (RB)	12	0	0	72
1991	Ian Howfield	0	25	13	64
1992	Al Del Greco	0	41	21	104
1993	Al Del Greco	0	39	29	126
1994	Al Del Greco	0	18	16	66
1995	Al Del Greco	0	33	27	114
1996	Al Del Greco	0	35	32	131
1997	Al Del Greco	0	32	27	113
1998	Al Del Greco	0	28	36	136
1999	Al Del Greco	0	43	21	106
2000	Al Del Greco	0	37	27	118
2001	Joe Nedney	0	34	20	94
2002	Joe Nedney	0	36	25	111
2003	Gary Anderson	0	42	27	123
2004	Gary Anderson	0	37	17	88
<b>2005</b>	<b>Rob Bironas</b>	<b>0</b>	<b>30</b>	<b>23</b>	<b>99</b>
<b>2006</b>	<b>Rob Bironas</b>	<b>0</b>	<b>32</b>	<b>22</b>	<b>98</b>
<b>2007</b>	<b>Rob Bironas</b>	<b>0</b>	<b>28</b>	<b>35</b>	<b>133</b>
<b>2008</b>	<b>Rob Bironas</b>	<b>0</b>	<b>40</b>	<b>29</b>	<b>127</b>
<b>2009</b>	<b>Rob Bironas</b>	<b>0</b>	<b>37</b>	<b>27</b>	<b>118</b>
<b>2010</b>	<b>Rob Bironas</b>	<b>0</b>	<b>38</b>	<b>24</b>	<b>110</b>
<b>2011</b>	<b>Rob Bironas</b>	<b>0</b>	<b>34</b>	<b>29</b>	<b>121</b>

## YEAR-BY-YEAR LEADERS

## KICKOFF RETURNS

Year	Player	No	Yds	Avg	Lg	TD
1960	Ken Hall	19	594	31.3	104t	1
1961	Billy Cannon	18	439	24.4	47	0
1962	Bobby Jancik	24	726	30.3	61	0
1963	Bobby Jancik	45	1,315	29.3	53	0
1964	Ode Burrell	17	449	26.4	93t	1
1965	Bobby Jancik	18	430	23.9	43	0
1966	Bobby Jancik	34	875	25.7	53	0
1967	Zeke Moore	14	405	28.9	92	1
1968	Zeke Moore	32	787	24.6	45	0
1969	Jerry LeVias	38	940	24.7	87	0
1970	Jerry LeVias	26	598	23.0	37	0
1971	Linzy Cole	32	834	26.1	45	0
1972	Willie Rodgers	17	335	19.7	31	0
1973	Bob Gresham	27	723	26.8	103t	1
1974	Billy Johnson	29	785	27.1	67	0
1975	Billy Johnson	33	798	24.2	81t	1
1976	Billy Johnson	26	579	22.2	53	0
1977	Billy Johnson	25	630	25.2	76t	1
1978	Johnnie Dirden	32	780	24.4	60	0
1979	Richard Ellender	24	514	21.4	35	0
1980	Carl Roaches	37	746	20.2	46	0
1981	Carl Roaches	28	769	27.5	96t	1
1982	Carl Roaches	21	441	21.0	45	0
1983	Steve Brown	31	795	25.6	93t	1
1984	Carl Roaches	30	679	22.6	49	0
1985	Willie Drewrey	26	642	24.7	52	0
1986	Willie Drewrey	25	500	20.0	32	0
	Allen Pinkett	26	519	20.0	48	0
1987	Curtis Duncan	28	546	19.5	62	0
1988	Leonard Harris	34	678	19.9	56	0
1989	Kenny Johnson	21	372	17.7	39	0
1990	Gerald McNeil	27	551	20.4	64	0
1991	Allen Pinkett	26	508	19.5	41	0
1992	Pat Coleman	14	290	20.7	28	0
1993	Willie Drewrey	15	293	19.5	34	0
1994	Todd McNair	23	481	20.9	44	0
1995	Mel Gray	53	1,183	22.3	54	0
1996	Mel Gray	50	1,224	24.5	88	0
1997	Derrick Mason	26	551	21.2	54	0
1998	Mike Archie	42	913	21.7	50	0
1999	Derrick Mason	41	805	19.6	41	0
2000	Derrick Mason	42	1,132	27.0	66	0
2001	Derrick Mason	34	748	22.0	101t	1
2002	John Simon	20	371	18.6	29	0
2003	Jake Schifino	35	703	20.1	39	0
2004	Jason McAddley	38	849	22.3	45	0
2005	Pacman Jones	43	1,127	26.2	85	0
2006	Bobby Wade	50	1,194	23.9	48	0
2007	Michael Griffin	18	422	23.4	48	0
2008	Chris Carr	35	984	28.1	52	0
2009	Kenny Britt	24	523	21.8	56	0
2010	Marc Mariani	60	1,530	25.5	98t	1
2011	Marc Mariani	32	748	23.4	49	0

## PUNT RETURNS

Year	Player	No	Yds	Avg	Lg	TD
1960	Billy Cannon	4	96	24.0	51	0
1961	Billy Cannon	9	70	7.8	20	0
1962	Bobby Jancik	14	164	11.7	21	0
1963	Bobby Jancik	13	145	11.2	56	0
1964	Bobby Jancik	14	220	15.7	82t	1
1965	Bobby Jancik	12	85	7.1	25	0
1966	Ode Burrell	8	76	9.5	29	0
1967	Larry Carwell	9	154	17.1	54	0
1968	Sid Blanks	22	179	8.1	39	0
1969	Jerry LeVias	35	292	8.3	46	0
1970	Jerry LeVias	25	213	8.5	33	0
1971	Linzy Cole	14	107	7.6	31	0
1972	Ken Houston	25	148	5.9	33	0
1973	Jeff Severson	16	126	7.9	74	0
1974	Billy Johnson	30	409	13.6	49	0
1975	Billy Johnson	40	612	15.3	83t	3
1976	Billy Johnson	39	397	10.2	46	0
1977	Billy Johnson	35	539	15.4	87t	2
1978	Ronnie Coleman	16	142	8.9	32	0
1979	Richard Ellender	31	203	6.5	36	0
1980	Carl Roaches	47	384	8.2	68	0
1981	Carl Roaches	39	296	7.6	40	0
1982	Carl Roaches	19	104	5.5	25	0
1983	Carl Roaches	20	159	8.0	23	0
1984	Carl Roaches	26	152	5.8	18	0
1985	Willie Drewrey	24	215	9.0	23	0
1986	Willie Drewrey	25	262	7.7	25	0
1987	Kenny Johnson	24	196	8.2	26	0
1988	Kenny Johnson	30	170	5.7	16	0
1989	Kenny Johnson	19	122	6.4	19	0
1990	Gerald McNeil	30	172	5.7	26	0
1991	Pat Coleman	22	138	6.3	24	0
1992	Webster Slaughter	20	142	7.1	20	0
1993	Willie Drewrey	41	275	6.7	18	0
1994	Ernest Givins	37	210	5.7	78t	1
1995	Mel Gray	30	303	10.1	20	0
1996	Mel Gray	22	205	9.3	40	0
1997	Mel Gray	17	144	8.5	30	0
1998	Derrick Mason	31	228	7.4	25	0
1999	Derrick Mason	26	225	8.7	65t	1
2000	Derrick Mason	51	662	13.0	69t	1
2001	Derrick Mason	20	128	6.4	20	0
2002	John Simon	13	113	8.7	30	0
2003	Justin McCareins	29	330	11.4	58t	1
2004	Derrick Mason	24	93	3.9	13	0
2005	Pacman Jones	29	272	9.4	52t	1
2006	Pacman Jones	34	440	12.9	90t	3
2007	Chris Davis	31	293	9.5	39	0
2008	Chris Carr	32	323	10.1	44	0
2009	Alvin Pearman	11	112	10.2	18	0
2010	Marc Mariani	27	329	12.2	87t	1
2011	Marc Mariani	46	490	10.7	79t	1



## YEAR-BY-YEAR LEADERS

## INTERCEPTIONS

Year	Player	No	Yds	Avg	Lg	TD
1960	Mark Johnston (CB)	4	42	10.5	33	0
	Dennit Morris (LB)	4	32	8.0	26	0
	Julian Spence (S)	4	5	1.3	5	0
1961	Jim Norton (S)	9	150	16.7	36	0
1962	Jim Norton (S)	8	75	9.4	36	0
1963	Fred Glick (S)	12	180	15.0	40	1
1964	Pete Jaquess (CB)	8	141	17.6	98t	1
1965	W.K. Hicks (CB)	9	156	17.3	31	0
1966	Jim Norton (S)	4	125	31.3	56	0
	Fred Glick (S)	4	47	11.8	41	0
1967	Miller Farr (CB)	10	264	26.4	67	3
1968	Ken Houston (S)	5	160	32.0	66t	2
1969	Miller Farr (CB)	6	48	8.0	35	0
1970	Zeke Moore (CB)	6	85	14.2	32	0
1971	Ken Houston (S)	9	220	24.4	48t	4
1972	Bob Atkins (S)	2	37	18.5	34	0
	John Charles (S)	2	6	3.0	6	0
1973	Guy Roberts (LB)	4	55	13.8	27	0
	Jeff Severson (S)	4	24	6.0	19	0
1974	Bob Atkins (S)	6	85	14.2	36	0
1975	Zeke Moore (CB)	5	137	27.4	74	0
1976	C.L. Whittington (S)	5	103	20.6	50	0
1977	Mike Reinfeldt (S)	5	78	15.6	30	0
1978	Willie Alexander (CB)	5	51	10.2	29	0
1979	Mike Reinfeldt (S)	12	205	17.1	39	0
1980	Jack Tatum (S)	7	100	14.3	35	0
1981	Greg Stemrick (CB)	3	94	31.3	38	0
	Carter Hartwig (DB)	3	78	26.0	36	0
1982	Robert Brazile (LB)	1	31	31.0	31	0
	Gregg Bingham (LB)	1	8	8.0	8	0
	Vernon Perry (S)	1	8	8.0	8	0
1983	Willie Tullis (DB)	5	65	13.0	44	0
1984	Willie Tullis (DB)	4	48	12.0	22	0
1985	Steve Brown (CB)	5	41	8.2	22	0
1986	Allen Lyday (S)	3	24	8.0	24	0
	Patrick Allen (CB)	3	20	6.7	18	0
1987	Keith Bostic (S)	6	-14	-2.3	7	0
1988	Jeff Donaldson (S)	4	29	7.3	23	0
1989	Steve Brown (CB)	5	54	10.8	41	0
1990	Richard Johnson (CB)	8	100	12.5	35	1
1991	Cris Dishman (CB)	6	61	10.2	43	0
1992	Jerry Gray (CB)	6	24	4.0	22	0
1993	Marcus Robertson (S)	7	137	19.6	69	0
1994	Darryll Lewis (CB)	5	57	11.4	20	0
1995	Darryll Lewis (CB)	6	145	24.2	98t	1
1996	Darryll Lewis (CB)	5	103	20.6	53	1
1997	Darryll Lewis (CB)	5	115	23.0	47t	1
	Marcus Robertson (S)	5	127	25.4	48	0
1998	Darryll Lewis (CB)	4	40	10.0	33	0
1999	Samari Rolle (CB)	4	65	16.3	30	0
2000	Samari Rolle (CB)	7	140	20.0	81t	1
2001	Andre Dyson (CB)	3	36	12.0	36	0
	Samari Rolle (CB)	3	3	1.0	3	0
2002	Lance Schulters (S)	6	56	9.3	28	0
2003	Samari Rolle (CB)	6	141	23.5	52	0
2004	Andre Dyson (CB)	6	135	22.5	44	0
2005	Reynaldo Hill (CB)	3	88	29.3	52t	1
2006	Chris Hope (S)	5	105	21.0	61t	1
2007	Keith Bulluck (LB)	5	63	12.6	35	0
2008	Michael Griffin (S)	7	172	24.6	83t	1
2009	Cortland Finnegan (CB)	5	194	38.8	80	1
2010	Michael Griffin (S)	4	50	12.5	28	0
2011	Michael Griffin (S)	2	0	0.0	0	0
	Jason McCourty (CB)	2	52	26.0	30	0

## SACKS

Year	Player	Total
1960	Don Floyd (DE)	4
1961	Doug Cline (LB)	6
1962	Ed Husmann (DT)	10
1963	Ed Husmann (DT)	5
	Gary Cutsinger (DE)	5
1964	Ed Husmann (DT)	4
	Don Floyd (DE)	4
1965	Gary Cutsinger (DE)	7
1966	Gary Cutsinger (DE)	5
1967	George Rice (DT)	6
1968	Pat Holmes (DE)	6
1969	Elvin Bethea (DE)	14
1970	Elvin Bethea (DE)	9.5
1971	Elvin Bethea (DE)	13
1972	Mike Tilleman (DT)	12
1973	Elvin Bethea (DE)	17
1974	Ted Washington (LB)	11
1975	Curly Culp (DT)	11.5
1976	Elvin Bethea (DE)	14.5
1977	James Young (DE)	7.5
1978	Elvin Bethea (DE)	8
1979	Jesse Baker (DE)	15.5
1980	Mike Stensrud (DE)	7
1981	Jesse Baker (DE)	10
1982	Jesse Baker (DE)	7.5
1983	Jesse Baker (DE)	5.5
1984	Jesse Baker (DE)	11
1985	Jesse Baker (DE)	5.5
1986	Ray Childress (DE)	5
1987	Ray Childress (DE)	6
1988	Ray Childress (DE)	8.5
	William Fuller (DE)	8.5
1989	Ray Childress (DE)	8.5
1990	Sean Jones (DE)	12.5
1991	William Fuller (DE)	15
1992	Ray Childress (DE)	13
1993	Sean Jones (DE)	13
1994	Lamar Lathon (DE)	8.5
1995	Anthony Cook (DE)	4.5
	Henry Ford (DE)	4.5
1996	Anthony Cook (DE)	7.5
1997	Kenny Holmes (DE)	7
	Gary Walker (DT)	7
1998	Lonnie Marts (LB)	4
1999	Jevon Kearse (DE)	14.5
2000	Jevon Kearse (DE)	11.5
2001	Jevon Kearse (DE)	10.0
2002	Kevin Carter (DE)	10.0
2003	Jevon Kearse (DE)	9.5
2004	Kevin Carter (DE)	6.0
2005	Kyle Vanden Bosch (DE)	12.5
2006	Kyle Vanden Bosch (DE)	6.5
2007	Kyle Vanden Bosch (DE)	12
2008	Albert Haynesworth (DT)	8.5
2009	Jacob Ford (DE)	5.5
2010	Jason Babin (DE)	12.5
2011	Karl Klug (DT)	7.0

## YEAR-BY-YEAR LEADERS

### TACKLES (SINCE 1974)

Year	Player	Solo	Assist	Total
1974	Gregg Bingham (LB)	128	78	206
1975	Gregg Bingham (LB)	110	75	185
1976	Gregg Bingham (LB)	100	91	191
1977	Gregg Bingham (LB)	95	95	190
1978	Gregg Bingham (LB)	109	114	223
1979	Gregg Bingham (LB)	100	103	203
1980	Gregg Bingham (LB)	112	100	212
1981	Gregg Bingham (LB)	112	60	172
1982	Daryl Hunt (LB)	61	24	85
1983	Gregg Bingham (LB)	87	48	135
1984	Robert Abraham (LB)	106	92	198
1985	Avon Riley (LB)	80	67	147
1986	John Grimsley (LB)	112	87	199
1987	Al Smith (LB)	46	56	102
1988	John Grimsley (LB)	70	45	115
1989	John Grimsley (LB)	73	30	103
1990	Al Smith (LB)	78	26	104
1991	Al Smith (LB)	101	45	146
1992	Al Smith (LB)	70	52	122
1993	Al Smith (LB)	67	28	95
1994	Al Smith (LB)	97	45	142
1995	Blaine Bishop (S)	75	22	97
1996	Blaine Bishop (S)	73	36	100
1997	Barron Wortham (LB)	61	36	97
1998	Joe Bowden (LB)	88	57	145
1999	Blaine Bishop (S)	83	30	113
	Eddie Robinson (LB)	64	49	113
2000	Randall Godfrey (LB)	97	72	169
2001	Randall Godfrey (LB)	79	32	111
2002	Keith Bulluck (LB)	116	64	180
2003	Keith Bulluck (LB)	110	61	171
2004	Keith Bulluck (LB)	108	63	171
2005	Keith Bulluck (LB)	106	44	150
2006	Keith Bulluck (LB)	107	54	161
2007	David Thornton (LB)	97	43	140
2008	Keith Bulluck (LB)	83	37	120
2009	Stephen Tulloch (LB)	95	37	132
2010	Stephen Tulloch (LB)	121	48	169
2011	Jordan Babineaux (S)	81	36	117

## INDIVIDUAL RECORDS: SERVICE

### Number of Games Played in Regular Season

1960-77: 14 games  
 1978-81, 1983-86, 1988-present: 16 games  
 1982: 9 games  
 1987: 15 games

### Most Seasons

19 Bruce Matthews, 1983-2001  
 16 Elvin Bethea, 1968-83  
 13 Brad Hopkins, 1993-2005  
 12 Gregg Bingham, 1973-84  
 12 Mike Munchak, 1982-93  
 12 Craig Hentrich, 1998-09

### Most Seasons, Active

9 Ken Amato, 2003-11  
 8 Eugene Amano, 2004-11  
 7 Michael Roos, 2005-11  
 7 David Stewart, 2005-11  
 7 Rob Bironas, 2005-11

### Most Games Played

296 Bruce Matthews, 1983-2001  
 210 Elvin Bethea, 1968-83

194 Brad Hopkins, 1993-2005  
 177 Craig Hentrich, 1998-2009  
 173 Gregg Bingham, 1973-84  
 160 Ray Childress, 1985-95  
 159 Mike Munchak, 1982-93

### Most Games Played, Active

125 Ken Amato, 2003-11  
 124 Eugene Amano, 2004-11  
 112 Rob Bironas, 2005-11  
 112 Michael Roos, 2005-11

### Most Consecutive Games Played

232 Bruce Matthews, 1987-2001  
 147 Robert Brazile, 1975-84  
 146 Craig Hentrich, 1998-2007  
 135 Elvin Bethea, 1968-77  
 135 Keith Bulluck, 2000-09  
 134 Gregg Bingham, 1973-81  
 128 Eddie George, 1996-2003

### Most Consecutive Games Played, Active

112 Rob Bironas, 2005-11  
 112 Michael Roos, 2005-11

### Most Consecutive Games Started

229 Bruce Matthews, 1987-2001  
 147 Robert Brazile, 1975-84  
 135 Elvin Bethea, 1968-77  
 134 Gregg Bingham, 1973-81  
 128 Eddie George, 1996-2003  
 127 Keith Bulluck, 2001-09

### Most Consecutive Games Started, Active

112 Michael Roos, 2005-11  
 64 Jake Scott, 2008-11  
 48 Chris Johnson, 2009-11  
 43 Michael Griffin, 2009-11

## INDIVIDUAL RECORDS: SCORING

### Most Seasons Leading Team

9	Al Del Greco, 1992-2000
7	<b>Rob Bironas</b> , 2005-11
7	George Blanda, 1960-66
5	Tony Zendejas, 1985-90

### Most Consecutive Seasons Leading Team

9	Al Del Greco, 1992-2000
7	<b>Rob Bironas</b> , 2005-11
7	George Blanda, 1960-66
5	Tony Zendejas, 1985-89

## POINTS

### Career

1,060	Al Del Greco, 1991-2000 (322 PAT, 246 FG)
806	<b>Rob Bironas</b> , 2005-11 (239 PAT, 189 FG)
598	George Blanda, 1960-66 (4 TD, 301 PAT, 91 FG)
548	Tony Zendejas, 1985-90 (197 PAT, 117 FG)
450	Eddie George, 1996-2003 (74 TD, 3 two-point)
438	Earl Campbell, 1978-84 (73 TD)

### Season

136	Al Del Greco, 1998 (28 PAT, 36 FG)
133	<b>Rob Bironas</b> , 2007 (28 PAT, 35 FG)
131	Al Del Greco, 1996 (35 PAT, 32 FG)
127	<b>Rob Bironas</b> , 2008 (40 PAT, 29 FG)
126	Al Del Greco, 1993 (39 PAT, 29 FG)
123	Gary Anderson, 2003 (42 PAT, 27 FG)

### Most Seasons, 100 or More Points

8	Al Del Greco, 1992-93, 1995-2000
5	<b>Rob Bironas</b> , 2007-11
2	George Blanda, 1960-61
2	Tony Zendejas, 1988-89

### Season, Rookie

92	Tony Zendejas, 1985 (29 PAT, 21 FG)
86	Roy Gerela, 1969 (29 PAT, 19 FG)
72	Bill Groman, 1960 (12 TD)

### Game

30	Billy Cannon, @ N.Y. Titans, 12/10/61 (5 TD)
26	<b>Rob Bironas</b> , @ Hou., 10/21/07 (8 FG, 2 PAT)
26	George Blanda, vs. L.A. Chargers, 9/18/60 (3 TD, 5 PAT, 1 FG)

### Game, Opponent

24	Art Powell, @ Oakland, 12/22/63
24	Corey Dillon, @ Cincinnati, 12/4/97
19	Horst Muhlmann, vs. Cincinnati, 12/17/72
18	16 times, last by Arian Foster, vs. Houston, 10/23/11

### Most Consecutive Games Scoring

67	Al Del Greco, 1994-00
46	<b>Rob Bironas</b> , 2006-08

## TOUCHDOWNS

### Career

74	Eddie George, 1996-2003
73	Earl Campbell, 1978-84
51	Charles Hennigan, 1960-66
48	Kenny Burrough, 1971-81
	Ernest Givins, 1986-94

### Season

19	Earl Campbell, 1979
18	Bill Groman, 1961

### Game

5	Billy Cannon, @ N.Y. Titans, 12/10/61
---	---------------------------------------

### Game, Opponent

4	Art Powell, @ Oakland, 12/22/63
4	Bob Hayes, @ Dallas, 12/20/70
4	Corey Dillon, @ Cincinnati, 12/4/97
3	15 times, last by Arian Foster, vs. Houston, 10/23/11

### Most Consecutive Games Scoring TD

8	Bill Groman, 1961
5	Hoyle Granger, 1967
5	Earl Campbell, 1979
5	Chris Sanders, 1995
5	<b>Kenny Britt</b> , 2010

## POINTS AFTER TOUCHDOWNS

### Career

322	Al Del Greco, 1991-2000
301	George Blanda, 1960-66
239	<b>Rob Bironas</b> , 2005-11
197	Tony Zendejas, 1985-90
149	Toni Fritsch, 1977-81

### Season

64	George Blanda, 1961
48	George Blanda, 1962
	Tony Zendejas, 1988

### Game

8	George Blanda, vs. N.Y. Titans, 10/14/62
7	George Blanda, @ Denver, 11/5/61
7	George Blanda, vs. N.Y. Titans, 11/19/61
7	George Blanda, @ Oakland, 12/22/63
7	Teddy Garcia, vs. Cleveland, 12/9/90

### Most Made, Opponent, Game

8	Stephen Gostkowski, @ New England, 10/18/09
7	Cotton Davidson, @ Oakland, 12/22/63
7	Horst Muhlmann, vs. Cincinnati, 12/17/72
7	Jim Breech, @ Cincinnati, 12/17/89
7	Sebastian Janikowski, @ Oakland, 9/29/02
7	Lawrence Tynes, vs. Kansas City, 12/13/04

### Most Consecutive PATs

229	Al Del Greco, 1993-2000
209	<b>Rob Bironas</b> , 2006-11
79	Gary Anderson, 2003-04
76	Al Del Greco, 1991-93
75	Skip Butler, 1972-76

### Most Two-Point Conversions, Career

3	Eddie George, 1996-2003
3	Haywood Jeffires, 1987-95
3	Steve McNair, 1995-2005

### Most Two-Point Conversions, Season

3	Haywood Jeffires, 1994
---	------------------------

### Most Two-Point Conversions, Game

1	25 times, last by <b>Kenny Britt</b> from Kerry Collins vs. Pittsburgh, 9/19/10 (pass)
---	--

### Most Two-Point Conversions, Opponent, Game

2	Charles Johnson @ Pittsburgh, 11/1/98 (pass, pass)
---	--

## FIELD GOALS

### Most Attempted, Career

295	Al Del Greco, 1991-2000
219	<b>Rob Bironas</b> , 2005-11
187	George Blanda, 1960-66
163	Tony Zendejas, 1985-90
121	Skip Butler, 1972-77

### Most Attempted, Season

40	Roy Gerela, 1969
39	Al Del Greco, 1998
39	<b>Rob Bironas</b> , 2007
38	Al Del Greco, 1996
37	Tony Zendejas, 1989
35	Al Del Greco, 1997

### Most Attempted, Game

8	<b>Rob Bironas</b> , @ Houston, 10/21/07
6	George Blanda, vs. N.Y. Titans, 10/9/60
6	George Blanda, vs. Denver, 9/14/63
6	Skip Butler, @ Cleveland, 10/12/75
6	Al Del Greco, vs. Atlanta, 12/5/93

### Most Attempted, Opponent, Game

7	Tom Dempsey, Philadelphia, 11/12/72
6	Roy Gerela, Pittsburgh, 12/9/73
6	Jim Breech, @ Cincinnati, 11/1/87
6	John Carney, @ San Diego, 9/19/93

### Most Made, Career

246	Al Del Greco, 1991-2000
189	<b>Rob Bironas</b> , 2005-11
117	Tony Zendejas, 1985-90
91	George Blanda, 1960-66
81	Toni Fritsch, 1977-81

### Most Made, Season

36	Al Del Greco, 1998
35	<b>Rob Bironas</b> , 2007

## INDIVIDUAL RECORDS: SCORING

32	Al Del Greco, 1996
29	Al Del Greco, 1993
29	<b>Rob Bironas</b> , 2008
29	<b>Rob Bironas</b> , 2011

**Most Made, Game**

* 8	<b>Rob Bironas</b> , @ Houston, 10/21/07
5	Al Del Greco, @ Philadelphia, 12/3/2000
5	Roy Gerela, vs. Miami, 9/28/69
* Denotes NFL Record	

**Most Made, Opponent, Game**

6	Tom Dempsey, vs. Philadelphia, 11/12/72
6	John Carney, @ San Diego, 9/19/93
5	Rian Lindell, @ Buffalo, 12/24/06
5	Mike Vanderjagt, vs. Indianapolis, 12/7/03
5	Steve Christie, vs. Buffalo, 9/18/94
5	Jim Breech, @ Cincinnati, 11/1/87

**Most Consecutive Field Goals Made**

20	Al Del Greco, 1998-99
20	<b>Rob Bironas</b> , 2007-08
20	<b>Rob Bironas</b> , 2010
19	<b>Rob Bironas</b> , 2007
18	Al Del Greco, 1995-96
15	<b>Rob Bironas</b> , 2011
14	Al Del Greco, 1999-2000
14	<b>Rob Bironas</b> , 2011
13	Al Del Greco, 1994-95

**Most Consecutive Games With Field Goal Made**

20	<b>Rob Bironas</b> , 2009-10
19	<b>Rob Bironas</b> , 2006-07
12	Al Del Greco, 1998
12	Gary Anderson, 2003
12	<b>Rob Bironas</b> , 2008
10	<b>Rob Bironas</b> , 2011
10	George Blanda, 1964-65
10	George Blanda, 1966

**Longest Field Goal**

60	<b>Rob Bironas</b> , vs. Indianapolis, 12/3/06
56	Al Del Greco, vs. San Francisco, 10/27/96
56	<b>Rob Bironas</b> , @ Denver, 11/19/07
55	<b>Rob Bironas</b> , vs. Denver, 10/3/10
55	George Blanda, vs. San Diego, 12/3/61
54	George Blanda, @ Oakland, 11/11/62
54	Skip Butler, @ Buffalo, 9/19/76
54	Al Del Greco, vs. Kansas City, 9/20/92

**Longest Field Goal, Opponent**

56	Jason Elam, Denver, 11/26/95
55	Chris Bahr, @ Cincinnati, 9/23/79
55	Matt Stover, Cleveland, 11/17/91
54	Jan Stenerud, Kansas City, 9/9/67
54	Gary Anderson, Pittsburgh, 12/8/91
54	Matt Bahr, @ N.Y. Giants, 12/21/91
54	Ryan Longwell, Green Bay, 12/16/01

**Highest Field Goal Percentage, Career (100 made)**

86.3	<b>Rob Bironas</b> , 2005-11, (189 of 219)
83.4	Al Del Greco, 1991-2000, (246 of 295)

**Season**

92.3	Al Del Greco, 1998 (36 of 39)
92.3	<b>Rob Bironas</b> , 2010 (24 of 26)
90.6	<b>Rob Bironas</b> , 2011 (29 of 32)
89.7	<b>Rob Bironas</b> , 2007 (35 of 39)
87.9	<b>Rob Bironas</b> , 2008 (29 of 33)
87.1	Gary Anderson, 2003 (27 of 31)
87.1	Al Del Greco, 1995 (27 of 31)
85.3	Al Del Greco, 1993 (29 of 34)
85.0	Florian Kempf, 1983 (17 of 20)

## SAFETIES

**Most Safeties, Career**

2	Elvin Bethea (1968-83)
2	James Young (1977-79)

**Most Safeties, Game**

1	38 times, last by Nick Schommer at San Diego (10/31/10), blocked punt went out of bounds in end zone
---	--

## INDIVIDUAL RECORDS: RUSHING

**Most Seasons Leading Team**

8	Eddie George, 1996-2003
6	Earl Campbell, 1978-84
4	<b>Chris Johnson</b> , 2008-11
4	Mike Rozier, 1985-90

**Most Consecutive Seasons Leading Team**

8	Eddie George, 1996-2003
6	Earl Campbell, 1978-83
4	<b>Chris Johnson</b> , 2008-11
4	Mike Rozier, 1985-88

## ATTEMPTS

**Career**

2,733	Eddie George, 1996-2003
1,979	Earl Campbell, 1978-84
1,187	<b>Chris Johnson</b> , 2008-11
1,000	Lorenzo White, 1988-94
910	Mike Rozier, 1985-90
908	Charles Tolar, 1960-66
773	Hoyle Granger, 1966-70, 72

**Season**

403	Eddie George, 2000
373	Earl Campbell, 1980
368	Earl Campbell, 1979
361	Earl Campbell, 1981

**Game**

39	Earl Campbell, vs. Seattle, 10/11/81
38	Earl Campbell, @ Kansas City, 10/12/80
37	Earl Campbell, vs. Cincinnati, 10/4/81

**Game, Opponent**

39	Corey Dillon, @ Cincinnati, 12/4/97
34	Rodney Hampton, N.Y. Giants, 11/21/94
32	Greg Pruitt, Cleveland, 12/3/81
32	Tony Collins, @ New England, 11/28/82

## YARDS GAINED

**Career**

10,009	Eddie George, 1996-2003
8,574	Earl Campbell, 1978-84
5,645	<b>Chris Johnson</b> , 2008-11
4,079	Lorenzo White, 1988-94
3,514	Hoyle Granger, 1966-70, 72
3,439	Steve McNair, 1995-05
3,426	Mike Rozier, 1985-90

**Season**

2,006	<b>Chris Johnson</b> , 2009
1,934	Earl Campbell, 1980

1,697	Earl Campbell, 1979
1,509	Eddie George, 2000
1,450	Earl Campbell, 1978

**Season, Rookie**

1,450	Earl Campbell, 1978
1,368	Eddie George, 1996
1,228	<b>Chris Johnson</b> , 2008
947	Rodney Thomas, 1995
756	Sid Blanks, 1964
652	Rob Carpenter, 1977

**Game**

228	<b>Chris Johnson</b> vs. Jacksonville, 11/1/09
216	Billy Cannon, @ N.Y. Titans, 12/10/61
216	Eddie George, vs. Oakland, 8/31/97
206	Earl Campbell, @ Chicago, 11/16/80

**Game, Opponent**

246	Corey Dillon, @ Cincinnati, 12/4/97
215	Eric Dickerson, @ L.A. Rams, 12/9/84
201	James Brooks, @ Cincinnati, 12/23/90

**Longest Run**

91	Sid Blanks, vs. N.Y. Jets, 12/13/64 (TD)
----	--

## INDIVIDUAL RECORDS: RUSHING

91	<b>Chris Johnson</b> , vs. Houston, 9/20/09 (TD)
89	<b>Chris Johnson</b> vs. Jacksonville, 11/1/09 (TD)
85	<b>Chris Johnson</b> vs. Arizona, 11/29/09 (TD)
81	Earl Campbell, vs. Miami, 11/20/78 (TD)

### Longest Run, Opponent

91	Wilbert Montgomery, @ Philadelphia, 12/19/82 (TD)
80	Donald Brown, @ Indianapolis, 12/18/11 (TD)
80	Corey Dillon at Cincinnati, 10/8/2000 (TD)
80	Wray Carlton, vs. Buffalo, 12/5/65 (TD)
79	Bill Mathis, @ N.Y. Jets, 11/21/65

### Most Seasons, 1,000 or More Yards

7	Eddie George, 1996-2000, 2002-03
5	Earl Campbell, 1978-81, 1983
4	<b>Chris Johnson</b> , 2008-11
1	Eight players, last by LenDale White in 2007

### Most Consecutive Seasons, 1,000 or More Yards

5	Eddie George, 1996-2000
4	Earl Campbell, 1978-81
4	<b>Chris Johnson</b> , 2008-11
2	Eddie George, 2002-03

### Most Games, 200 or More Yards, Season

4	Earl Campbell, 1980
1	Three times, last by <b>Chris Johnson</b> , 2009

### Most Games, 100 or More Yards, Career

39	Earl Campbell, 1978-84
36	Eddie George, 1996-03

28	<b>Chris Johnson</b> , 2008-11
11	Hoyle Granger, 1966-70, 1972
8	Mike Rozier, 1985-90

### Most Games, 100 or More Yards, Season

12	<b>Chris Johnson</b> , 2009
11	Earl Campbell, 1979
10	Earl Campbell, 1980
8	<b>Chris Johnson</b> , 2010
8	Eddie George, 1997
7	Hoyle Granger, 1967
7	Earl Campbell, 1978, 1983

### Most Consecutive Games, 100 or More Yards

12	<b>Chris Johnson</b> , 2009-10
7	Earl Campbell, 1979
6	Earl Campbell, 1980
5	Eddie George, 1998

## AVERAGE GAIN

### Career (Minimum 750 attempts)

4.76	<b>Chris Johnson</b> (2008-11)
4.56	Hoyle Granger (1966-70, 1972)
4.33	Earl Campbell (1978-84)
4.08	Lorenzo White (1988-94)

### Season

5.60	<b>Chris Johnson</b> , 2009
5.21	Sid Blanks, 1964
5.18	Earl Campbell, 1980
5.14	Gary Brown, 1993
5.05	Hoyle Granger, 1967

## TOUCHDOWNS

### Career

73	Earl Campbell, 1978-84
64	Eddie George, 1996-2003
38	<b>Chris Johnson</b> , 2008-11
36	Steve McNair, 1995-2005

29	Lorenzo White, 1988-94
27	Mike Rozier, 1985-90

### Season

19	Earl Campbell, 1979
15	LenDale White, 2008
14	Eddie George, 2000
14	<b>Chris Johnson</b> , 2009

### Season, Rookie

13	Earl Campbell, 1978
----	---------------------

### Game

4	Earl Campbell, vs. Miami, 11/20/78
4	Lorenzo White, vs. Cleveland, 12/9/90

### Game, Opponent

4	Corey Dillon, @ Cincinnati, 12/4/97
3	7 times, last by Marshall Faulk, @ Ind., 9/4/94

### Most Consecutive Games, Rushing Touchdown

5	Earl Campbell, 1979
4	Earl Campbell, 1981
4	Alonzo Highsmith, 1989
4	Gary Brown, 1993
4	Eddie George, 2000
4	LenDale White, 2008
3	11 times, last by <b>Chris Johnson</b> , 2009-10

## INDIVIDUAL RECORDS: PASSING

### Most Seasons Leading Team

10	Warren Moon, 1984-93
9	Dan Pastorini, 1971-79
8	Steve McNair, 1997-2003, 2005

### Most Consecutive Seasons Leading Team

10	Warren Moon, 1984-93
9	Dan Pastorini, 1971-79
7	George Blanda, 1960-66
7	Steve McNair, 1997-2003

## ATTEMPTS

### Career

4,546	Warren Moon, 1984-93
3,871	Steve McNair, 1995-2005
2,784	George Blanda, 1960-66
2,767	Dan Pastorini, 1971-79
1,190	Vince Young, 2006-10
1,081	Kerry Collins, 2006-10
824	Pete Beathard, 1967-69

739	Ken Stabler, 1980-81
-----	----------------------

### Season

655	Warren Moon, 1991
584	Warren Moon, 1990
520	Warren Moon, 1993
518	<b>Matt Hasselbeck</b> , 2011
505	George Blanda, 1964
492	Steve McNair, 1998
492	Steve McNair, 2002

### Game

68	George Blanda, @ Buffalo, 11/1/64
60	George Blanda, vs. Oakland, 11/7/65
60	Billy Volek, @ Oakland, 12/19/04

### Game, Opponent

61	Colt McCoy, @Cleveland, 10/2/11
54	Matt Schaub, Houston, 12/19/10
54	Eric Zeier, @ Cleveland, 11/5/95
53	Mickey Slaughter, Denver, 12/20/64

53	Tommy Kramer, Minnesota, 12/21/80
----	-----------------------------------

53	Brian Sipe, @ Cleveland, 9/13/81
52	4 times, last by Bobby Hebert, vs. Atlanta, 12/5/93

## COMPLETIONS

### Career

2,632	Warren Moon, 1984-93
2,305	Steve McNair, 1995-2005
1,426	Dan Pastorini, 1971-79
1,347	George Blanda, 1960-66
689	Vince Young, 2006-10
613	Kerry Collins, 2006-10
458	Ken Stabler, 1980-81

### Season

404	Warren Moon, 1991
362	Warren Moon, 1990
319	<b>Matt Hasselbeck</b> , 2011

## INDIVIDUAL RECORDS: PASSING

303	Warren Moon, 1993
301	Steve McNair, 2002
293	Ken Stabler, 1980

**Game**

41	Warren Moon, vs. Dallas, 11/10/91
40	Billy Volek, @ Oakland, 12/19/04
39	Billy Volek, @ San Diego, 10/3/04
37	George Blanda, @ Buffalo, 11/1/64
36	Warren Moon, vs. Seattle, 11/7/93

**Game, Opponent**

40	Colt McCoy, @ Cleveland, 10/2/11
37	Peyton Manning, @ Indianapolis, 11/3/02
36	Tim Couch, Cleveland, 9/22/02
36	Peyton Manning, Indianapolis, 10/11/09
36	Drew Brees, New Orleans, 12/11/11
35	Matt Schaub, Houston, 12/19/10
35	Kyle Orton, Denver, 10/3/10
34	Mickey Slaughter, Denver, 12/20/64
32	Carson Palmer, @ Cincinnati, 11/25/07

## COMPLETION PERCENTAGE

**Career (Minimum 1,500 attempts)**

59.5	Steve McNair, 1995-2005 (2,305 of 3,871)
57.9	Warren Moon, 1984-93 (2,632 of 4,546)
51.5	Dan Pastorini, 1971-79 (1,426 of 2,767)
48.4	George Blanda, 1960-66 (1,347 of 2,784)

**Season**

65.6	Cody Carlson, 1992 (149 of 227)
64.7	Warren Moon, 1992 (224 of 346)
64.5	Ken Stabler, 1980 (293 of 454)
63.2	Chris Chandler, 1995 (225 of 356)
62.6	Steve McNair, 2000 (248 of 396)
62.5	Steve McNair, 2003 (250 of 400)

**Game (Min. 15 attempts)**

93.8	Steve McNair, @ Pittsburgh, 9/28/03 (15 of 16)
88.5	Chris Chandler, @ Cincinnati, 9/24/95 (23 of 26)

## YARDS GAINED

**Career**

33,685	Warren Moon, 1984-93
27,141	Steve McNair, 1995-2005
19,149	George Blanda, 1960-66
16,846	Dan Pastorini, 1971-79
8,098	Vince Young, 2006-10
6,804	Kerry Collins, 2006-10
5,190	Ken Stabler, 1980-81
5,128	Pete Beathard, 1967-69

**Season**

4,690	Warren Moon, 1991
4,689	Warren Moon, 1990
3,631	Warren Moon, 1989
3,571	<b>Matt Hasselbeck</b> , 2011
3,489	Warren Moon, 1986

3,485	Warren Moon, 1993
-------	-------------------

**Game**

527	Warren Moon, @ Kansas City, 12/16/90
492	Billy Volek, @ Oakland, 12/19/04
464	George Blanda, @ Buffalo, 10/29/61

**Game, Opponent**

425	Peyton Manning, @ Indianapolis, 12/5/04
407	Tom Flores, @ Oakland, 12/22/63
406	Tony Romo, @ Dallas, 10/10/10
389	Jim McMahon, @ San Diego, 9/17/89
387	Boomer Esiason, @ Cincinnati, 11/1/87
386	Eli Manning, @ N.Y. Giants, 9/26/10

**Most Seasons, 3,000 or More Passing Yards**

6	Warren Moon, 1984-93
5	Steve McNair, 1998, 2001-2003
3	George Blanda, 1960-66

**Most Games, 400 or More Passing Yards, Career**

4	Warren Moon, 1984-93
2	Billy Volek, 2000-06
2	George Blanda, 1960-66
1	Jacky Lee, 1960-63; 1966-67
1	Steve McNair, 1995-2005

**Most Games, 400 or More Passing Yards, Season**

2	Billy Volek, 2004
2	George Blanda, 1961
2	Warren Moon, 1991

**Most Games, 300 or More Passing Yards, Career**

38	Warren Moon, 1984-93
15	George Blanda, 1960-66

**Most Games, 300 or More Passing Yards, Season**

9	Warren Moon, 1990
6	Warren Moon, 1991

**Most Consecutive Games, 300 or More Passing Yards**

4	Warren Moon, 1990
3	George Blanda, 1964
3	Warren Moon, 1985
3	Warren Moon, 1991

**Longest Pass Completion (All TDs)**

98	Jacky Lee (to Willard Dewveall), vs. S.D., 11/25/62
95	George Blanda (to Dick Compton), vs. Buffalo, 12/5/65
92	Jacky Lee (to Bill Groman), vs. Denver, 11/20/60

**Longest Pass Completion, Opponent (All TDs)**

94	Jack Kemp (to Glenn Bass), Buffalo, 10/11/64
90	John McCormick (to Bob Scarpitto), @ Den 10/17/65

## TOUCHDOWNS

**Career**

196	Warren Moon, 1984-93
165	George Blanda, 1960-66
156	Steve McNair, 1995-2005
96	Dan Pastorini, 1971-79

**Season**

36	George Blanda, 1961
33	Warren Moon, 1990
27	George Blanda, 1962
24	Steve McNair, 2003
24	George Blanda, 1963
24	George Blanda, 1960

**Game**

7*	George Blanda, vs. N.Y. Titans, 11/19/61
6	George Blanda, vs. N.Y. Titans, 10/14/62
5	Steve McNair, vs. Jacksonville, 12/26/99
5	Warren Moon, at Cincinnati, 10/11/92
5	Warren Moon, at Cleveland, 11/18/90
5	Warren Moon, vs. Cincinnati, 10/14/90

\* Tied for NFL record

**Game, Opponent**

6	Tom Flores, @ Oakland, 12/22/63
6	Tom Brady, @ New England, 10/18/09
5	Joe Namath, @ N.Y. Jets, 9/18/66
5	Craig Morton, @ Dallas, 12/20/70
5	Jim Kelly, Buffalo, 9/24/89
5	Kerry Collins, @ Oakland, 12/19/04
5	Ben Roethlisberger, @ Pittsburgh, 10/9/11
4	9 times, last by Peyton Manning, vs. Indianapolis, 10/2/05

**Most Consecutive Games, Touchdown Pass**

23	Steve McNair, 2001-2002
21	Warren Moon, 1990-91
17	Warren Moon, 1992-93
14	George Blanda, 1964-65

## HAD INTERCEPTED

**Career**

189	George Blanda, 1960-66
166	Warren Moon, 1984-93
139	Dan Pastorini, 1971-79

**Season**

42	George Blanda, 1962
28	Ken Stabler, 1980
26	Warren Moon, 1986

**Game**

6	George Blanda, @ Buffalo, 9/9/62
6	George Blanda, vs. Denver, 11/14/65

## INDIVIDUAL RECORDS: PASSING

### Game, Opponent

6	Joe Namath, @ N.Y. Jets, 10/15/67
6	Bobby Hebert, Atlanta, 12/5/93
5	Rick Norton, @ Miami, 11/23/69
5	Keith Null, St. Louis, 12/13/09
4	7 times, last by Drew Brees, @ NO, 9/24/07

### Most Consecutive Passes Attempted, No INT's

161	Kerry Collins, 2008
154	Billy Joe Tolliver, 1994

### Most Attempts, No Interceptions, Game

56	Warren Moon, vs. Dallas, 11/10/91
----	-----------------------------------

## PASSER RATING

### Career (minimum 1,500 attempts)

83.3	Steve McNair, 1995-05
80.4	Warren Moon, 1984-93
62.5	George Blanda, 1960-66
61.0	Dan Pastorini, 1971-79

### Season (minimum 14 att. per team game)

100.4	Steve McNair, 2003
-------	--------------------

96.8	Warren Moon, 1990
91.3	George Blanda, 1961
90.2	Steve McNair, 2001

### Game (minimum 20 attempts)

158.3	Chris Chandler, @ Cincinnati, 9/24/95
146.8	Steve McNair, vs. Houston, 10/12/03
146.1	Warren Moon, @ Cleveland, 11/18/90
145.1	Warren Moon, vs. Buffalo, 11/26/90
143.1	Chris Chandler, vs. Denver, 11/26/95

## INDIVIDUAL RECORDS: PASS RECEIVING

### RECEPTIONS

#### Most Seasons Leading Team

7	Ken Burrough, 1971-81
5	Haywood Jeffires, 1987-95
5	Frank Wycheck, 1996-2000

#### Most Consecutive Seasons Leading Team

6	Ken Burrough, 1974-79
5	Frank Wycheck, 1996-2000
4	Charles Hennigan, 1961-64
4	Derrick Mason, 2001-04
3	Alvin Reed, 1968-70

#### Career

542	Ernest Givins, 1986-94
515	Haywood Jeffires, 1987-95
482	Frank Wycheck, 1995-2002
480	Drew Hill, 1985-91
453	Derrick Mason, 1997-2004
410	Charles Hennigan, 1960-66
408	Ken Burrough, 1971-81

#### Season

101	Charles Hennigan, 1964
100	Haywood Jeffires, 1991
96	Derrick Mason, 2004
95	Derrick Mason, 2003
90	Drew Hill, 1991
90	Haywood Jeffires, 1992

#### Game

13	Charles Hennigan, @ Boston, 10/13/61
13	Haywood Jeffires, @ N.Y. Jets, 10/13/91
13	Drew Bennett, @ Oakland, 12/19/04
12	Sid Blanks, @ San Diego, 9/12/64
12	Charles Hennigan, @ Buffalo, 11/1/64
12	Charles Hennigan, vs. Boston, 11/29/64
12	Derrick Mason, vs. Baltimore, 11/12/01
12	Derrick Mason, @ NYG, 12/1/02
12	Derrick Mason, @ San Diego, 10/3/04
12	Drew Bennett, vs. KC, 12/13/04

### Game, Opponent

12	Cris Carter, @ Minnesota, 10/8/95
12	Brian Westbrook, @ Philadelphia, 11/19/06
12	Chad Johnson, @ Cincinnati, 11/25/07
12	Reggie Wayne, @ Indianapolis, 12/30/07
11	Don Maynard, N.Y. Titans, 10/9/60
11	Robert Scarpitto, Denver, 12/20/64
11	Carl Pickens, @ Cincinnati, 11/13/94
11	Marvin Harrison, @ Indianapolis, 11/3/02
11	Andre Johnson, @ Houston, 12/14/08
11	Brandon Lloyd, Denver, 10/3/10

### Most Consecutive Games, Pass Reception

99	Frank Wycheck, 1996-2002
82	Ernest Givins, 1988-93
76	Drew Hill, 1986-91
53	Haywood Jeffires, 1990-93
52	Ken Burrough, 1973-77

### Most Seasons, 50 or More Pass Receptions

8	Ernest Givins, 1986-93
6	Drew Hill, 1985-86, 1988-91
6	Haywood Jeffires, 1990-95
6	Frank Wycheck, 1996-2001
5	Charles Hennigan, 1961-64
5	Derrick Mason, 2000-04
3	Curtis Duncan, 1990-92

## YARDS

#### Career

7,935	Ernest Givins, 1986-94
7,477	Drew Hill, 1985-91
6,907	Ken Burrough, 1971-81
6,823	Charles Hennigan, 1960-66
6,119	Haywood Jeffires, 1987-95

#### Season

1,746	Charles Hennigan, 1961
1,561	Charles Hennigan, 1964

#### Game

272	Charles Hennigan, @ Boston, 10/13/61
-----	--------------------------------------

245	Haywood Jeffires, @ Kansas City, 12/16/90
233	Drew Bennett, vs. Kansas City, 12/13/04
232	Charles Hennigan, @ Buffalo, 10/29/61
225	<b>Kenny Britt</b> , vs. Philadelphia, 10/24/10
210	Drew Hill, @ Indianapolis, 12/22/85

### Game, Opponent

247	Art Powell, @ Oakland, 12/22/63
212	Don Maynard, @ N.Y. Jets, 10/20/69
210	Bake Turner, N.Y. Jets, 11/10/63

### Longest Pass Reception (All TDs)

98	Willard Dewveall, vs. San Diego, 11/25/62
95	Dick Compton, vs. Buffalo, 12/5/65
92	Bill Groman, vs. Denver, 11/20/60

### Longest Pass Reception, Opponent (All TDs)

94	Glenn Bass, Buffalo, 10/11/64
90	Bob Scarpitto, @ Denver 10/17/65
86	Warrick Dunn, @ Atlanta, 11/23/03

### Most Seasons, 1,000 or More Yds Pass Receiving, Career

4	Derrick Mason, 2001-04
3	Charles Hennigan, 1960-66
3	Drew Hill, 1985-91

### Most Cons. Seasons, 1,000 or More Yds. Pass Rec., Career

4	Derrick Mason, 2001-04
2	Charles Hennigan, 1963-64
2	Tim Smith, 1983-84

### Most Games, 100 or More Yards Pass Receiving, Career

26	Charles Hennigan, 1960-66
24	Drew Hill, 1985-91
18	Ernest Givins, 1986-94

### Most Games, 100 or More Yards Pass Receiving, Season

9	Charles Hennigan, 1964
---	------------------------

## INDIVIDUAL RECORDS: PASS RECEIVING

## TOUCHDOWNS

## Career

51	Charles Hennigan, 1960-66
47	Ken Burrough, 1971-81
47	Drew Hill, 1985-91
47	Haywood Jeffires, 1987-95
46	Ernest Givins, 1986-94

## Season

17	Bill Groman, 1961
12	Bill Groman, 1960
12	Charles Hennigan, 1961
12	Charles Frazier, 1966

## Game

3	17 times, last by <b>Kenny Britt</b> , vs. Philadelphia, 10/24/10
---	---

## Game, Opponent

4	Art Powell, @ Oakland, 12/22/63
4	Bob Hayes, @ Dallas, 12/20/70
3	8 times, last by Randy Moss, @ New England, 10/18/09

## Most Consecutive Games Catching TD Pass

8	Bill Groman, 1961
5	Chris Sanders, 1995
5	<b>Kenny Britt</b> , 2010
4	Bill Groman, 1960
4	Charles Hennigan, 1961

4	Dave Casper, 1982
4	Willie Davis, 1996
4	Kevin Dyson, 2001
4	Justin McCareins, 2003
4	<b>Kenny Britt</b> , 2010-11

## INDIVIDUAL RECORDS: PUNTING

## PUNTS

## Career

861	Craig Hentrich, 1998-09
519	Jim Norton, 1960-68
429	Cliff Parsley, 1977-82
316	Dan Pastorini, 1971-79
310	Greg Montgomery, 1988-93

## Season

96	Rich Camarillo, 1994
93	Cliff Parsley, 1979
91	Cliff Parsley, 1978

## Game

11	Rich Camarillo, vs. Pittsburgh, 11/6/94
11	Rich Camarillo, @ Pittsburgh, 12/3/95
10	8 times, last by Craig Hentrich, @ Balt., 10/7/01

## Game, Opponent

11	Wayne Crow, @ Oakland, 9/11/60
11	Bob Parsons, Chicago, 11/6/77
11	Mark Royals, Pittsburgh, 11/6/94
10	6 times, last by Adam Podlesh, Jacksonville, 11/16/08

## Longest Punt

79	Jim Norton, vs. Kansas City, 11/22/64
78	Craig Hentrich, @ Pittsburgh, 1/2/2000
77	Greg Montgomery, @ San Diego, 9/19/93
75	Craig Hentrich, vs. Indianapolis, 10/27/08

## Longest Punt, Opponent

78	Paul Maguire, @Buffalo, 9/21/69
78	Marv Bateman, @Buffalo, 9/19/76
74	Chris Hanson, Jacksonville, 11/20/05

## AVERAGE GROSS YARDS

## Career (minimum 250 attempts)

43.6	Greg Montgomery, 1988-93
42.9	Craig Hentrich, 1998-2009
42.1	Jim Norton, 1960-68

## Season

47.2	Craig Hentrich, 1998
46.9	Greg Montgomery, 1992
45.6	Greg Montgomery, 1993
45.0	Greg Montgomery, 1990
44.4	Reggie Roby, 1996

## Game (4 punts)

59.2	Greg Montgomery, vs. Buffalo, 12/27/92
57.6	Greg Montgomery @San Diego, 9/19/93
57.5	Craig Hentrich vs. Jacksonville, 11/4/01
55.3	Craig Hentrich vs. Pittsburgh, 11/15/98
53.5	<b>Brett Kern</b> at Seattle, 1/3/10

## Game, Opponent (4 punts)

58.3	Rohn Stark, @ Indianapolis, 9/13/92
55.4	Brad Maynard, vs. N.Y. Giants, 10/1/00
55.3	Dave Jennings, @ N.Y. Giants, 12/5/82
55.1	Paul Maguire, @ Buffalo, 9/21/69
55.0	Lee Johnson, vs. Cincinnati, 10/24/93

AVERAGE NET YARDS  
(SINCE 1976)

## Career (minimum 250 attempts)

37.2	Craig Hentrich, 1998-09
36.6	Greg Montgomery, 1988-93
32.3	Cliff Parsley, 1977-82

## Season (minimum 40 attempts per 16 games)

39.4	<b>Brett Kern</b> , 2011
39.2	Craig Hentrich, 1998
39.1	Greg Montgomery, 1993
39.1	<b>Brett Kern</b> , 2010
38.1	Craig Hentrich, 1999
38.0	Craig Hentrich, 2004
38.0	Reggie Roby, 1996

## Game (minimum 4 punts)

49.8	Greg Montgomery vs. San Diego, 9/19/93
49.4	Greg Montgomery vs. Buffalo, 12/27/92
48.5	Craig Hentrich vs. Jacksonville, 11/4/01
46.5	<b>Brett Kern</b> at Seattle, 1/3/10
46.3	Craig Hentrich vs. Houston, 9/20/09
45.8	<b>Brett Kern</b> at Houston, 1/1/12
45.8	<b>Brett Kern</b> at Buffalo, 12/4/11

## Game, Opponent (minimum 4 punts)

59.5	Rohn Stark, @ Indianapolis, 9/13/92
49.5	Shane Lechler, vs. Oakland, 9/12/10
49.3	Josh Miller, vs. Pittsburgh, 11/21/99
48.0	Ben Graham, vs. Arizona, 11/29/09
48.0	Brian Hansen, vs. N.Y. Jets, 12/24/94
46.8	Bryan Barker, vs. Jacksonville, 11/2/97



## INDIVIDUAL RECORDS: PUNT RETURNS

### Most Seasons Leading Team

5	Carl Roaches, 1980-84
5	Derrick Mason, 1998-2001, 2004
4	Billy Johnson, 1974-80
4	Bobby Jancik, 1962-67

### Most Consecutive Seasons Leading Team

5	Carl Roaches, 1980-84
4	Billy Johnson, 1974-80
4	Bobby Jancik, 1962-67
4	Derrick Mason, 1998-2001

## PUNT RETURNS

### Career

182	Derrick Mason, 1997-2004
155	Billy Johnson, 1974-80
151	Carl Roaches, 1980-84
104	Willie Drewrey, 1985-88, 1993

### Season

51	Derrick Mason, 2000
47	Carl Roaches, 1980
46	<b>Marc Mariani</b> , 2011
41	Willie Drewrey, 1993
40	Billy Johnson, 1975
39	Carl Roaches, 1981
38	Billy Johnson, 1976

### Game

8	Pacman Jones, @ Miami, 12/24/05
7	Billy Johnson, vs. Tampa Bay, 9/12/76
7	Willie Drewrey, vs. Indianapolis, 11/23/86

### Game, Opponent

7	Mike Fuller, San Diego, 12/17/78
7	Ron Fellows, Dallas, 12/13/82
7	Eric Metcalf, Cleveland, 11/8/92
6	4 times, last by Rick Upchurch, Den., 12/4/77

## YARDS GAINED

### Career

2,040	Billy Johnson, 1974-80
1,590	Derrick Mason, 1997-2004
1,095	Carl Roaches, 1980-84
819	<b>Marc Mariani</b> , 2010-11
771	Willie Drewrey, 1985-88, 1993

### Season

662	Derrick Mason, 2000
612	Billy Johnson, 1975
539	Billy Johnson, 1977

### Game

127	Billy Johnson, vs. Cincinnati, 10/5/75
117	Derrick Mason, vs. Cleveland, 11/19/2000
113	Billy Johnson, @ San Francisco, 12/7/75
110	Billy Johnson, vs. Cleveland, 10/16/77
104	Billy Johnson, @ Cleveland, 9/22/74
104	Carl Roaches, @ Cincinnati, 9/28/80
103	Billy Johnson, vs. N.Y. Jets, 9/18/77
103	<b>Marc Mariani</b> , @ Carolina, 11/13/11
101	Pacman Jones, vs. New England, 12/31/06

### Game, Opponent

161	Pete Athas, New Orleans, 10/3/76
133	Bruce Taylor, San Francisco, 11/15/70
126	Billy Johnson, Boston, 11/5/67
105	Dennis Northcutt, Cleveland, 9/22/02
102	R.W. McQuarters, Chicago, 11/14/04
100	Jon Stagers, Green Bay, 11/19/72

### Longest Punt Return (All TDs)

90	Pacman Jones, @ Philadelphia, 11/19/06
----	--

87	Billy Johnson, vs. Cleveland, 10/16/77
87	<b>Marc Mariani</b> , vs. Washington, 11/21/10
83	Billy Johnson, vs. Miami, 11/16/75

### Longest Return, Opponent (All TDs)

93	Bill Baird, N.Y. Jets, 11/10/63
85	Jon Stagers, Green Bay, 11/19/72
83	Phillip Buchanan, @ Oakland, 9/29/02
82	Keith Moody, Buffalo, 10/15/78
82	Corey Sawyer, Cincinnati, 9/25/94

## YARDAGE AVERAGE

### Career

13.2	Billy Johnson, 1974-80
------	------------------------

### Season

15.4	Billy Johnson, 1977
------	---------------------

## TOUCHDOWNS

### Career

5	Billy Johnson, 1974-80
4	Pacman Jones, 2005-06

### Season

3	Billy Johnson, 1975
3	Pacman Jones, 2006

### Game

1	18 times, last by <b>Marc Mariani</b> (79 yds), at Carolina, 11/13/11
---	---

### Game, Opponent

1	12 times, last by Glenn Martinez (80 yds), @ Denver, 11/19/07
---	---

## INDIVIDUAL RECORDS: KICKOFF RETURNS

## KICKOFF RETURNS

### Most Seasons Leading Team

4	Billy Jancik, 1962-67
4	Billy Johnson, 1974-80
4	Carl Roaches, 1980-84

### Most Consecutive Seasons Leading Team

4	Billy Johnson, 1974-77
---	------------------------

### Career

158	Bobby Jancik, 1962-67
156	Derrick Mason, 1997-2004
150	Carl Roaches, 1980-84
121	Billy Johnson, 1974-80
111	Mel Gray, 1995-97

### Season

60	<b>Marc Mariani</b> , 2010
----	----------------------------

53	Mel Gray, 1995
50	Mel Gray, 1996
50	Bobby Wade, 2006
45	Bobby Jancik, 1963
43	Pacman Jones, 2005
42	Mike Archie, 1998
42	Derrick Mason, 2000

### Game

8	Bobby Jancik, vs. Boston, 12/8/63
8	Bobby Jancik, @ Oakland, 12/22/63
8	Jason McAddley, vs. Denver, 12/25/04

### Game, Opponent

8	Brian Baschnagel, Chicago, 11/6/77
8	Antonio Chatman, @ Green Bay, 12/12/04
7	Bo Roberson, @ Oakland, 12/22/63

7	Glyn Milburn, Denver, 11/26/95
7	David Dunn, @ Cincinnati, 9/24/95
7	Aveion Cason, @ Detroit, 11/27/08
7	Deji Karim, @ Jacksonville, 10/18/10

## YARDS GAINED

### Career

4,185	Bobby Jancik, 1962-67
3,496	Derrick Mason, 1997-2004
3,276	Carl Roaches, 1980-84
2,902	Billy Johnson, 1974-80
2,592	Mel Gray, 1995-97

### Season

1,530	<b>Marc Mariani</b> , 2010
1,317	Bobby Jancik, 1963
1,224	Mel Gray, 1996

## INDIVIDUAL RECORDS: KICKOFF RETURNS

1,194 Bobby Wade, 2006  
 1,183 Mel Gray, 1995  
 1,132 Derrick Mason, 2000  
 1,127 Pacman Jones, 2005

### Game

240 Bobby Jancik, @ Oakland, 12/22/63  
 221 Bobby Jancik, vs. Boston, 12/8/63

### Game, Opponent

185 Brian Baschnagel, Chicago, 11/6/77  
 178 Glyn Milburn, Denver, 11/26/95  
 168 Deji Karim, @ Jacksonville, 10/18/10  
 167 LaRod Stephens-Howling, Arizona, 11/29/09

### Longest Kickoff Return (All TDs)

104 Ken Hall, @ N.Y. Titans, 10/23/60  
 103 Bob Gresham, @ Cincinnati, 9/23/73  
 101 Derrick Mason, @ Cincinnati, 11/18/01  
 100 **Marc Mariani** (16 yards) & **Tommie Campbell** (84 yards), vs. Tampa Bay, 11/27/11  
 98 **Marc Mariani**, vs. Denver, 10/3/10

97 Carl Roaches, vs. Pittsburgh, 9/18/83  
 96 Carl Roaches, vs. Cincinnati, 10/4/81

### Longest Kickoff Return, Opponent (All TDs)

101 Eric Metcalf, Cleveland, 12/9/90  
 100 Art Baker, @ Buffalo, 9/9/62  
 100 Goldie Sellers, @ Denver, 10/2/66  
 99 Tremain Mack, @ Cincinnati, 11/14/99  
 99 LaRod Stephens-Howling, Arizona, 11/29/09  
 98 Alvis Whitted, Jacksonville, 12/26/99  
 97 Marc Logan, Miami, 10/1/89

## AVERAGE YARDAGE

### Career (75 returns)

26.5 Bobby Jancik, 1962-67  
 24.8 **Marc Mariani**, 2010-11  
 24.0 Billy Johnson, 1974-80  
 23.4 Mel Gray, 1995-97  
 22.4 Derrick Mason, 1997-2004  
 21.8 Carl Roaches, 1980-84

### Season

31.3 Ken Hall, 1960  
 30.3 Bobby Jancik, 1962

## TOUCHDOWNS

### Career

2 Billy Johnson, 1974-80  
 2 Carl Roaches, 1980-84

### Season

1 15 times, last by **Tommie Campbell**, 2011

### Game

1 15 times, last by **Tommie Campbell**, vs. Tampa Bay, 11/27/11

### Game, Opponent

1 10 times, last by Antonio Brown, Pittsburgh, 9/19/10

## INDIVIDUAL RECORDS: COMBINED YARDS

### Combined Yards = Rushing + Receiving + Interception Returns + Kickoff Returns + Punt Returns + Fumble Returns

#### Career

12,153 Eddie George, 1996-03 (10,009 rushing, 2,144 receiving)  
 11,202 Derrick Mason, 1997-2004 (6,114 rec., 3,496 KO returns, 1,590 PR, 2 rushing)  
 9,292 Earl Campbell, 1978-84 (8,574 rushing, 718 receiving)  
 8,704 Ernest Givins, 1986-94 (7,935 receiving, 397 PR, 345 rushing, 27 KO returns)  
 7,421 Ken Burrough, 1971-81 (6,907 receiving, 455 KO returns, 59 rushing)

#### Season

2,690 Derrick Mason, 2000 (1 rushing, 895 receiving, 1,132 kickoff returns, 662 punt returns)  
 2,509 **Chris Johnson**, 2009 (2,006 rushing, 503 receiving)  
 2,043 Billy Cannon, 1961, (948 rushing, 586 receiving, 70 punt returns, 439 kickoff returns)  
 2,004 Derrick Mason, 2001, (1,128 receiving, 748 kick returns, 128 punt returns)  
 1,981 Earl Campbell, 1980, (1,934 rushing, 47 rec. )  
 1,962 Eddie George, 2000 (1,509 rushing, 453 rec.)

#### Game

373 Billy Cannon, @ N.Y. Titans, 12/10/61

## INDIVIDUAL RECORDS: YARDS FROM SCRIMMAGE

### Scrimmage Yards = Rushing + Receiving

#### Career

12,153 Eddie George, 1996-2003 (10,009 rushing, 2,144 receiving)  
 9,292 Earl Campbell, 1978-1984 (8,574 rushing, 718 receiving)  
 8,280 Ernest Givins, 1986-1994 (345 rushing, 7,935 receiving)

#### Season

\*2,509 **Chris Johnson**, 2009 (2,006 rushing, 503 receiving)

1,981 Earl Campbell, 1980 (1,934 rushing, 47 receiving)  
 1,962 Eddie George, 2000 (1,509 rushing, 453 receiving)

\* Denotes NFL Record

#### Game

330 Billy Cannon, @ N.Y. Titans, 12/10/61  
 284 **Chris Johnson**, vs. Houston, 9/20/09  
 249 Eddie George, vs. Oakland, 12/9/99

## INDIVIDUAL RECORDS: INTERCEPTIONS

### Most Seasons Leading Team

5	Darryll Lewis, 1991-98
4	Samari Rolle, 1998-04
3	<b>Michael Griffin</b> , 2008, 2010-11
3	Jim Norton, 1960-68

### Most Consecutive Seasons Leading Team

5	Darryll Lewis, 1994-98
---	------------------------

### Career

45	Jim Norton, 1960-68
31	Cris Dishman, 1988-96
30	Freddy Glick, 1961-66
27	Tony Banfield, 1960-65
27	W.K. Hicks, 1964-69
27	Darryll Lewis, 1991-98
26	Mike Reinfeldt, 1976-83
25	Ken Houston, 1967-72
24	Zeke Moore, 1967-77
23	Willie Alexander, 1971-79
23	Samari Rolle, 1998-2004

### Season

12	Freddy Glick, 1963
12	Mike Reinfeldt, 1979
10	Miller Farr, 1967

### Game

3	Eight players, last by Keith Bulluck, @ New Orleans, 9/24/07
---	--

### Game, Opponent

4	Bobby Hunt, @ Kansas City, 10/4/64
3	8 times, last by Glover Quin, @ Houston, 11/28/10

### Consecutive Games Intercepted By

5	Pete Jaquess, 1964
4	Freddy Glick, 1963

4	Jim Norton, 1967
4	Miller Farr, 1967
4	Cris Dishman, 1991, 1993
4	Bo Orlando, 1991
4	<b>Michael Griffin</b> , 2010

## YARDS GAINED

### Career

650	Ken Houston, 1967-72
592	Jim Norton, 1960-68
540	Darryll Lewis, 1991-98
457	W.K. Hicks, 1964-69

### Season

264	Miller Farr, 1967
220	Ken Houston, 1971
205	Mike Reinfeldt, 1979

### Game

128	Miller Farr, @ N.Y. Jets, 10/15/67
-----	------------------------------------

### Game, Opponent

177	Charlie McNeil, @ San Diego, 9/24/61
108	Bobby Hunt, @ Kansas City, 10/4/64
100	Rod Woodson, @ Oakland, 9/29/02

### Longest Interception Returns (All TDs)

99	Cortland Finnegan, vs. Houston, 9/21/08
98	Pete Jaquess, @ Oakland, 9/19/64
98	Darryll Lewis, @ Chicago, 10/22/95
97	<b>Jordan Babineaux</b> , @ Cleveland, 10/2/11
95	Willie Alexander, @ Green Bay, 9/25/77

### Longest Interception Returns, Opponent (All TDs)

98	Bob Suci, @ Boston, 11/1/63
95	Marlon McCree, @ Houston, 12/21/03
91	Booker Edgerson, @ Buffalo, 11/1/64
86	Glen Edwards, Pittsburgh, 9/30/73
85	Adam Archuleta, @ St. Louis, 9/25/05
82	Rod Woodson, @ Oakland, 9/29/02

## TOUCHDOWNS

### Career

9	Ken Houston, 1967-72
5	Miller Farr, 1967-69
5	Darryll Lewis, 1991-98

### Season

4	Ken Houston, 1971
---	-------------------

### Game

2	Miller Farr, vs. Buffalo, 12/7/68
2	Ken Houston, vs. San Diego, 12/19/71

### Game, Opponent

2	Lemar Parrish, Cincinnati, 12/17/72
1	many times, last by Jacob Lacey, @ Indianapolis, 12/18/11

## INDIVIDUAL RECORDS: SACKS

### Career

105	Elvin Bethea, 1968-83
74.5	Ray Childress, 1985-95
66	Jesse Baker, 1979-87

### Season

17	Elvin Bethea, 1973
15.5	Jesse Baker, 1979
15	William Fuller, 1991
14.5	Jevon Kearse, 1999

### Game

4	Ed Hussmann, vs. Dallas, 11/4/62
4	Ed Hussmann, vs. N.Y. Jets, 11/14/62

4	Elvin Bethea, @ San Diego, 10/17/76
4	Jesse Baker, vs. Kansas City, 9/16/79
4	William Fuller, vs. Pittsburgh, 11/28/93
3.5	<b>Jason Jones</b> , vs. Pittsburgh, 12/21/08
3	34 times, last by Kyle Vanden Bosch, vs. NY Jets, 12/23/07

### Consecutive Games, One or More Sacks

8	Curley Culp, 1974-75
7	Sean Jones, 1990
6	Jessie Baker, 1979
6	Jessie Baker, 1981-82

5	William Fuller, 1991
---	----------------------

### Most Games with Two or More Sacks, Career

26	Elvin Bethea, 1968-83
13	Jessie Baker, 1979-87
13	Ray Childress, 1985-95
12	Sean Jones, 1988-93
9	Jevon Kearse, 1999-2003

## INDIVIDUAL RECORDS: FUMBLE RETURNS

### Opponents' Fumble Returned for TD's, Career

4	Keith Bulluck, 2000-08
3	Doug Cline, 1960-66
3	Marcus Robertson, 1991-99
2	Johnny Peacock, 1969-70
2	Robert Lyles, 1984-90
2	Ray Childress, 1985-93
2	Cris Dishman, 1988-93
2	Antwan Odom, 2004-07

### Opponents' Fumble Returned for TD's, Season

2	Doug Cline, 1961
2	Marcus Robertson, 1997
2	Antwan Odom, 2005

### Opponents' Fumble Returned for TD's, Game

1	49 times, last by Cortland Finnegan, vs. Jax., 12/17/06
---	---

### Longest Fumble Return (All TDs)

96	C.L. Whittington, @ New Orleans, 10/3/76
93	Robert Lyles, @ Cincinnati, 10/19/86
92	Cortland Finnegan, vs. Jacksonville, 12/17/06

## INDIVIDUAL RECORDS: BLOCKED KICKS

### Blocked Punts Returned for Touchdowns, Career

2	Cris Dishman, 1988-96
---	-----------------------

### Blocked Punts Returned for Touchdowns, Game

1	13 times, last by Jason McCourty, vs. Indianapolis, 10/30/11
---	--

### Blocked Field Goals Returned for Touchdowns, Game

1	Mark Johnston, 62 yards (11/26/61 vs. Denver)
---	---

1	Tony Banfield, 50 yards (12/9/62 vs. Oak.)
---	--

1	Ken Houston, 71 yards (10/15/67 @ N.Y. Jets)
---	--

1	Donald Mitchell, 69 yards (10/21/01 @ Detroit)
---	--

### Blocked Field Goal, Last Time

1	Jacob Ford vs. Jacksonville, 12/5/10
---	--------------------------------------

### Blocked Punt, Last time

1	Patrick Bailey vs. Indianapolis, 10/30/11
---	---

## TEAM RECORDS: GAMES WON & LOST

### GAMES WON

#### Most Consecutive Games Won

13	(Dec. 16, 2007-Nov. 16, 2008)
11	(Oct. 17, 1993-Jan. 2, 1994)

#### Most Consecutive Games Without Defeat

13	(Dec. 16, 2007-Nov. 16, 2008)
11	(Oct. 13, 1961-Sept. 9, 1962)
11	(Oct. 17, 1993-Jan. 2, 1994)

#### Most Games Won, Season

13	(1999, 2000, 2008)
12	(1993, 2003)
11	(1962, 1979, 1980, 1991, 2002)

#### Most Consecutive Games Won, Season

11	(Oct. 17, 1993-Jan. 2, 1994)
----	------------------------------

#### Most Consecutive Games Won, Start of Season

10	(Sept. 7-Nov. 16, 2008)
3	(Sept. 12-Sept. 26, 1999)

#### Most Consecutive Games Won, End of Season

11	(Oct. 17, 1993-Jan. 2, 1994)
----	------------------------------

#### Most Consecutive Games Without Defeat, Season

11	(Oct. 17, 1993-Jan. 2, 1994)
----	------------------------------

#### Most Consecutive Games w/out Defeat, Start of Season

10	(Sept. 7-Nov. 16, 2008)
3	(Sept. 12-Sept. 26, 1999)
3	(Sept. 1-Sept. 16, 1991)

#### Most Consecutive Games w/out Defeat, End of Season

11	(Oct. 17, 1993-Jan. 2, 1994)
----	------------------------------

#### Most Home Games Won, Season

8	(1999)
7	(1988, 1991, 1993, 2000, 2003, 2008)

#### Most Consecutive Home Games Won

12	(Sept. 12, 1999-Nov. 5, 2000)
10	(Oct. 6, 2002-Nov. 16, 2003)
9	(Dec. 6, 1987-Nov. 20, 1988)
9	(Nov. 26, 1990-Nov. 17, 1991)

#### Most Consecutive Home Games Without Defeat

12	(Sept. 12, 1999-Nov. 5, 2000)
10	(Oct. 6, 2002-Nov. 16, 2003)
9	(Dec. 6, 1987-Nov. 20, 1988)
9	(Nov. 26, 1990-Nov. 17, 1991)

#### Most Road Games Won, Season

6	(1996, 2000, 2008)
---	--------------------

#### Most Consecutive Road Games Won

8	(Dec. 16, 2007-Nov. 27, 2008)
5	(Oct. 29, 1961-Sept. 9, 1962)
5	(Oct. 17-Dec. 25, 1993)
5	(Nov. 19, 2006-Sept. 24, 2007)

#### Most Consecutive Road Games Without Defeat

8	(Dec. 16, 2007-Nov. 27, 2008)
6	(Oct. 13, 1961-Sept. 9, 1962)

#### Most Shutout Games Won or Tied, Season

2	(1966, 1977, 1993)
---	--------------------

#### Overtime Wins, Regular Season

30-27	(@ Cincinnati, 9/23/79)
27-24	(vs. N.Y. Jets, 10/28/79)

## TEAM RECORDS: GAMES WON & LOST

23-20 (vs. Pittsburgh, 12/2/84)  
 17-14 (@ Indianapolis, 9/4/88)  
 26-23 (vs. Dallas, 11/10/91)  
 23-20 (vs. Kansas City, 9/20/92)  
 30-27 (@ Cincinnati, 10/6/96)  
 24-21 (vs. Oakland, 8/31/97)  
 17-14 (vs. Kansas City, 9/10/00)  
 31-28 (vs. Tampa Bay, 10/14/01)  
 32-29 (@ N.Y. Giants, 12/1/02)  
 26-20 (@ Houston, 12/10/06)  
 19-16 (vs. Green Bay, 11/2/08)  
 27-24 (vs. Miami, 12/20/09)

### GAMES LOST

**Most Consecutive Games Lost**

18 (Oct. 9, 1972-Oct. 28, 1973)

**Most Consecutive Games Without a Victory**

18 (Oct. 9, 1972-Oct. 28, 1973)

**Most Games Lost, Season**

14 (1983, 1994)

**Most Consecutive Games Lost, Season**

11 (Oct. 9-Dec. 17, 1972)

**Most Consecutive Games Lost, Start of Season**

10 (Sept. 4-Nov. 6, 1983)

**Most Consecutive Games Lost, End of Season**

11 (Oct. 9-Dec. 17, 1972)

**Most Consecutive Games Without Victory, Season**

11 (Oct. 9-Dec. 17, 1972)

**Most Consecutive Games Without Victory, Start of Season**

10 (Sept. 4-Nov. 6, 1983)

**Most Consecutive Games Without Victory, End of Season**

11 (Oct. 9-Dec. 17, 1972)

**Most Consecutive Home Games Lost**

13 (Oct. 9, 1972-Dec. 16, 1973)

**Most Consecutive Home Games Without Victory**

13 (Oct. 9, 1972-Dec. 16, 1973)

**Most Consecutive Road Games Lost**

23 (Sept. 27, 1981-Nov. 4, 1984)

**Most Consecutive Road Games Without Victory**

23 (Sept. 27, 1981-Nov. 4, 1984)

**Most Shutout Games Lost or Tied, Season**

2 (1972, 1985)

### TIE GAMES

**Ties**

6 (last Oilers 13, New Orleans 13, @ Hou, 10/3/71)

**Most Tie Games, Season**

2 (1969)

## TEAM RECORDS: SCORING

**Most Points, Season**

513 (1961)  
 435 (2003)  
 424 (1988)

**Fewest Points, Season**

136 (1982, nine games)  
 199 (1967)

**Most Points, Game**

58 (vs. Cleveland, 12/9/90)  
 56 (vs. N.Y. Titans, 10/14/62)

**Most Points, Both Teams, Game**

101 (Oakland 52, Oilers 49, @ Oakland, 12/22/63)  
 88 (Buffalo 47, Oilers 41, @ Houston, 9/24/89)

**Fewest Points, Game**

0 (19 times, last @ Houston, 11/28/10)

**Fewest Points, Both Teams, Game**

6 (Oilers 6, Pittsburgh 0, @ Houston, 12/4/80)

**Most Points, Shutout Victory, Game**

55 (Oilers vs. Oakland, 9/9/61)

**Fewest Points, Shutout Victory, Game**

6 (Oilers vs. Pittsburgh, 12/4/80)

**Largest Margin of Victory, Game**

55 (Oilers 55, Oakland 0, @ Houston, 9/9/61)

**Largest Margin of Defeat, Game**

59 (Titans 0 at New England 59, 10/18/09)  
 54 (Oilers 7 at Cincinnati 61, 12/17/89)

**Smallest Margin of Victory, Game**

1 (9 times, last Titans 23, Texans 22, @ Hou., 1/1/12)

**Smallest Margin of Defeat, Game**

1 (18 times, last Houston 13, Titans 12, @ Hou., 12/14/08)

**Most Points Overcome to Win Game**

23 (Oilers @ New England, 11/12/78)

**Most Points, One Half**

45 (vs. Cleveland, 12/9/90)

**Most Points, First Quarter**

24 (@ Indianapolis, 12/5/04)  
 21 (vs. Houston, 12/19/10)  
 21 (@ Detroit, 11/27/08)  
 21 (vs. St. Louis, 10/31/99)

**Most Points, Second Quarter**

31 (vs. Cleveland, 12/9/90)

**Most Points, Third Quarter**

28 (twice, last vs. San Diego, 12/19/71)

**Most Points, Fourth Quarter**

27 (vs. Philadelphia, 10/24/10)  
 24 (vs. Denver, 11/26/61)  
 24 (vs. N.Y. Giants, 11/26/06)

24 (vs. Buffalo, 11/15/09)

**Most Consecutive Games Scoring**

160 (Nov. 14, 1999 - Dec. 21, 2008)  
 155 (Dec. 3, 1989 - Oct. 31, 1999)  
 121 (1977-85)

### TOUCHDOWNS

**Most Touchdowns, Season**

66 (1961)

**Fewest Touchdowns, Season**

18 (1967)

**Most Touchdowns, Game**

8 (Oilers vs. N.Y. Titans, 10/14/62;  
 Oilers vs. Clev., 12/9/90)

**Most Touchdowns, Both Teams, Game**

14 (Oilers 7, Oakland 7, @ Oakland, 12/22/63)

### POINTS AFTER TOUCHDOWN

**Most PATs, Season**

65 (1961)

**Most PATs, Game**

8 (Oilers vs. N.Y. Titans, 10/14/62)  
 7 (four times, last vs. Cleveland, 12/9/90)

## TEAM RECORDS: SCORING

### Most PATs, Both Teams, Game

14 (Oilers 7, Oakland 7, @ Oakland, 12/22/63)

## TWO-POINT CONVERSIONS

### Most Two-Point Conversions, Season

4 (1994)

### Most Two-Point Conversions, Opponent, Season

4 (1999)  
4 (1998)

### Most Two-Point Conversions, Game

2 (vs. N.Y. Jets, 9/10/06)  
1 (23 times, last vs. Pittsburgh, 9/19/10)

### Most Two-Point Conversions, Opponent, Game

3 (@ Pittsburgh, 11/1/98)

### Most Two-Point Conversion Attempts, Season

7 (1994)

### Most Two-Point Conversion Attempts, Opp., Season

6 (1999)

## FIELD GOALS

### Most Field Goals Attempted, Season

40 (1969)  
39 (2007)  
38 (1996)  
37 (1989)

### Most Field Goals Attempted, Game

8 (at Houston, 10/21/07)  
6 (four times, last vs. Atlanta, 12/5/93)

### Most Field Goals Attempted, Both Teams, Game

10 (Buffalo 7, @ Oilers 3, 12/5/65)  
9 (Tennessee 6, @ Patriots 3, 10/5/03)  
9 (Washington 6, @ Tennessee 3, 11/21/10)  
8 (Tennessee 3, @ Buffalo 5, 12/24/06)  
8 (Tennessee 8, @ Houston 0, 10/21/07)  
8 (Green Bay 3, @ Tennessee 5, 11/2/08)  
7 (many times, last Titans 5, Ravens 2, 9/18/11)

### Most Field Goals, Season

36 (1998)  
35 (2007)  
32 (1996)  
29 (1993, 2008, 2011)

### Fewest Field Goals, Season

8 (1968)

### Most Field Goals, Game

8 (@ Houston, 10/21/07)  
5 (vs. Miami, 9/28/69; @Philadelphia, 12/3/00)

### Most Field Goals, Both Teams, Game

8 (Tennessee 3, @ Buffalo 5, 12/24/06)  
8 (Tennessee 8, @ Houston 0, 10/21/07)  
7 (12 times, last Titans 3, Redskins 4, 11/21/10)

## TEAM RECORDS: FIRST DOWNS

### Most First Downs, Season

376 (1990)

### Fewest First Downs, Season

138 (1982, nine games)  
199 (1976)

### Most First Downs, Game

34 (vs. Cleveland, 12/9/90)

### Fewest First Downs, Game

4 (at Cleveland, 10/21/73)  
5 (vs. Jacksonville, 12/17/06)

### Most First Downs, Both Teams, Game

56 (Houston 33, Buffalo 23, @ Houston, 9/24/89, OT)  
55 (Tennessee 31, NYG 24, @ New York, 12/1/02, OT)

### Most First Downs Rushing, Season

155 (1980)

### Fewest First Downs Rushing, Season

52 (1982, nine games)  
62 (1971)

### Most First Downs Rushing, Game

17 (twice, last at Green Bay, 12/14/80)

### Fewest First Downs Rushing, Game

0 (four times, last at Boston, 11/1/63)

### Most First Downs Passing, Season

251 (1990)

### Fewest First Downs Passing, Season

81 (1982, nine games)  
86 (1967)

### Most First Downs Passing, Game

28 (@ Oakland, 12/19/04)

### Fewest First Downs Passing, Game

0 (twice, last @ Buffalo, 11/10/85)

### Most First Downs By Penalty, Season

30 (1989)

### Fewest First Downs By Penalty, Season

5 (1982, nine games)  
10 (1967)

### Most First Downs By Penalty, Game

7 (@ Atlanta, 9/9/90)

## TEAM RECORDS: NET YARDS GAINED

### Most Yards Gained, Season

6,288 (1961)  
6,222 (1990)

### Fewest Yards Gained, Season

2,373 (1982, nine games)  
3,191 (1972)

### Most Yards Gained, Game

583 (vs. Dallas, 11/10/91, overtime)

### Fewest Yards Gained, Game

81 (vs. Dallas, 11/24/74)

## TEAM RECORDS: RUSHING

### Most Rushing Attempts, Season

616 (1979)  
605 (1978)

### Fewest Rushing Attempts, Season

225 (1982, nine games)  
324 (1965)

### Most Rushing Attempts, Game

56 (vs. San Diego, 9/28/75)  
55 (vs. Oakland, 9/9/61)

### Fewest Rushing Attempts, Game

7 (vs. N.Y. Giants, 12/8/85)  
9 (vs. Cincinnati, 10/24/76)

### Most Yards Gained Rushing, Season

2,635 (1980)  
2,592 (2009)  
2,571 (1979)

### Fewest Yards Gained Rushing, Season

799 (1982, nine games)  
1,106 (1971)

### Most Yards Gained Rushing, Game

332 (@ Kansas City, 10/19/08)  
305 (vs. Jacksonville, 11/1/09)  
296 (vs. Kansas City, 11/27/77)  
292 (@ Detroit, 11/27/08)

### Fewest Yards Gained Rushing, Game

19 (twice, last vs. San Diego, 12/12/65)

### Highest Average Gain Rushing, Season

5.2 (2009)  
4.7 (2006)  
4.6 (twice, last in 1992)

### Most Touchdowns Rushing, Season

26 (1988)

### Fewest Touchdowns Rushing, Season

5 (1982, nine games)  
6 (1976)

### Most Touchdowns Rushing, Game

5 (vs. L.A. Chargers, 9/18/60)

### Fewest Touchdowns Rushing, Game

0 (many times, last @ Houston, 1/1/12)

## TEAM RECORDS: PASSING

### Most Passes Attempted, Season

667 (1991)

### Fewest Passes Attempted, Season

287 (1982, nine games)  
333 (1967)

### Most Passes Attempted, Game

68 (@ Buffalo, 11/1/64 — 37 completed)  
61 (vs. Oakland, 11/7/65 — 27 completed)  
61 (@ Oakland, 12/19/04 — 40 completed)

### Fewest Passes Attempted, Game

6 (vs. Cincinnati, 10/4/81)

### Most Passes Attempted, Both Teams

98 (Titans 61, Oakland 37, @ Oakland, 12/19/04)  
97 (Oilers 44, Denver 53, @ Houston, 12/2/62)

### Most Passes Completed, Season

411 (1991)

### Fewest Passes Completed, Season

144 (1967)

### Most Passes Completed, Game

41 (vs. Dallas, 11/10/91 — overtime)

### Fewest Passes Completed, Game

1 (vs. Cincinnati, 10/4/81)

### Most Yards Gained Passing, Season

4,805 (1990)

### Fewest Yards Gained Passing, Season

1,381 (1967)

### Most Yards Gained Passing, Game

527 (@ Kansas City, 12/16/90)

### Fewest Yards Gained Passing, Game

-7 (@ New England, 10/18/09)

### Most Times Sacked, Season

65 (1994)  
58 (1985)

### Fewest Times Sacked, Season

11 (1962)  
12 (2008)

### Most Times Sacked, Game

12 (vs. Dallas, 9/29/85)

### Most Times Sacked, Both Teams, Game

14 (Oilers 12, Dallas 2, @ Houston, 9/29/85)

### Most Touchdowns Passing, Season

48 (1961)

### Fewest Touchdowns Passing, Season

9 (2007)

### Most Touchdowns Passing, Game

7 (twice, last vs. N.Y. Titans, 10/14/62)

## TEAM RECORDS: PASSING

### Fewest Touchdowns Passing, Game

0 (many times, last at Buffalo, 12/4/11)

### Most Touchdowns Passing, Both Teams, Game

11 (Oilers 5, Oakland 6, @ Oakland, 12/22/63)

### Most Passes Had Intercepted, Season

48 (1962)\*

### Fewest Passes Had Intercepted, Season

9 (2003, 2008)

10 (1998)

### Most Passes Had Intercepted, Game

6 (six times, last @ Cleveland, 11/30/86)

## TEAM RECORDS: PUNTING

### Most Punts, Season

96 (1994)

93 (1979)

### Fewest Punts, Season

34 (1990)

### Most Punts, Game

11 (three times, last @ Pittsburgh, 12/3/95)

### Fewest Punts, Game

0 (five times, last vs. Cincinnati, 10/27/91)

### Highest Average Distance, Punting, Season

47.2 (1998)

45.3 (1993)

45.2 (1992)

### Highest Average Distance, Punting, Game

59.2 (vs. Buffalo, 12/27/92)

## TEAM RECORDS: PUNT RETURNS & KICKOFF RETURNS

### PUNT RETURNS

#### Most Punt Returns, Season

53 (2000)

52 (1968)

#### Fewest Punt Returns, Season

15 (1960)

#### Most Punt Returns, Game

10 (vs. Tampa Bay, 9/12/76)

#### Most Yards, Punt Returns, Season

671 (2000)

620 (1975)

#### Fewest Yards, Punt Returns, Season

104 (1982, 9 games)

118 (1961)

#### Highest Average, Punt Returns, Season

15.4 (1977)

#### Most Touchdowns, Punt Returns, Season

3 (1975 and 2006)

#### Most Touchdowns, Punt Returns, Game

1 (18 times, last at Carolina, 11/13/11)

### KICKOFF RETURNS

#### Most Kickoff Returns, Season

83 (1983)

#### Fewest Kickoff Returns, Season

31 (1993)

32 (2011)

43 (1961)

#### Most Kickoff Returns, Game

10 (twice, last at Cincinnati, 12/17/89)

#### Most Yards, Kickoff Returns, Season

1,835 (2006)

1,721 (1981)

#### Fewest Yards, Kickoff Returns, Season

589 (1993)

832 (2011)

835 (1991)

#### Highest Average, Kickoff Returns, Season

26.1 (2000)

26.0 (2011)

25.9 (1962)

#### Most Touchdowns, Kickoff Returns, Season

2 (three times, last in 1983)

#### Most Touchdowns, Kickoff Returns, Game

1 (15 times, last vs. Tampa Bay, 11/27/11)



## TEAM RECORDS: FUMBLES

### Most Fumbles, Season

42 (1994)  
41 (1985)

### Fewest Fumbles, Season

14 (1982, nine games)  
17 (1962, 1999 and 2011)

### Most Fumbles, Game

8 (@ Pittsburgh, 12/9/73)

### Most Fumbles Lost, Season

25 (1994)

### Fewest Fumbles Lost, Season

7 (1967 and 2006)  
8 (2008 and 2011)

### Most Fumbles Lost, Game

5 (twice, last vs. Philadelphia, 12/2/91)

### Most Opponents' Fumbles Recovered, Season

28 (1977)

### Most Opponents' Fumbles Recovered, Game

7 (@ Kansas City, 10/12/69)

### Fewest Opponents' Fumbles Recovered, Season

7 (2009)  
8 (three times, last in 2010)

## TEAM RECORDS: PENALTIES

### Fewest Penalties, Season

52 (1982, nine games)  
58 (1963)

### Most Penalties, Season

148 (1989)

### Fewest Penalties, Game

0 (vs. Jacksonville, 12/24/11)  
0 (@ Cincinnati, 10/29/72)  
0 (@ Buffalo, 11/1/64)  
0 (vs. Kansas City, 10/27/63)  
0 (vs. Oakland, 12/9/62)

### Most Penalties, Game

18 (@ Jacksonville, 1/1/06)

### Fewest Yards Penalized, Season

424 (1982, nine games)

### Most Yards Penalized, Season

1,150 (twice, last in 1988)

### Most Yards Penalized, Game

212 (vs. Baltimore, 10/10/99)

## TEAM RECORDS: DEFENSE

### SCORING

#### Fewest Points Allowed, Season

191 (2000)  
199 (1967)  
226 (1975)

#### Most Points Allowed, Season

460 (1983)  
447 (1973)

#### Fewest Points Allowed, Game

0 (15 times, last vs. Dallas, 12/25/00)

#### Most Points Allowed, Game

61 (twice, last @ Cincinnati, 12/17/89)

#### Fewest Touchdowns Allowed, Season

18 (1967)

#### Most Touchdowns Allowed, Season

53 (1983)

### FIRST DOWNS

#### Fewest First Downs Allowed, Season

183 (1969)

#### Most First Downs Allowed, Season

356 (1985)  
356 (2010)

#### Fewest First Downs Allowed, Rushing, Season

62 (2000)

#### Most First Downs Allowed, Rushing, Season

147 (1972)

#### Fewest First Downs Allowed, Passing, Season

89 (1976)

#### Most First Downs Allowed, Passing, Season

214 (2010)  
210 (2009)  
197 (2002)

#### Fewest First Downs Allowed, Penalty, Season

13 (twice, last in 1969)

#### Most First Downs Allowed, Penalty, Season

48 (1985)

### NET YARDS

#### Fewest Yards Allowed, Season

3,375 (1968)

#### Most Yards Allowed, Season

6,155 (1985)

#### Fewest Yards Allowed, Game

26 (vs. Denver, 9/3/66)

#### Most Yards Allowed, Game

619 (@ New England, 10/18/09)  
588 (@ Oakland, 12/22/63)

#### Fewest Total Plays Allowed, Season

610 (1982, nine games)  
840 (1970)

#### Most Total Plays Allowed, Season

1,139 (2010)  
1,091 (1985)

#### Fewest Total Plays Allowed, Game

36 (vs. Denver, 9/3/66)

## TEAM RECORDS: DEFENSE

### Most Total Plays Allowed, Game

91	@ Philadelphia, 11/19/06
87	@ Cleveland, 10/2/11
86	vs. Washington, 11/21/10
85	(three times, last @ Cleveland, 11/30/86, OT)

### RUSHING

#### Fewest Yards Allowed, Rushing, Season

1,027 (1960)

#### Most Yards Allowed, Rushing, Season

2,814 (1985)

#### Fewest Yards Allowed, Rushing, Game

-14 (@ Boston, 11/25/60)  
4 (vs. Buffalo, 11/23/97)

#### Most Yards Allowed, Rushing, Game

398 (@ Dallas Texans, 10/1/61)  
302 (vs. Kansas City, 10/24/65)

#### Fewest Touchdowns Allowed, Rushing, Season

5 (1996)

#### Most Touchdowns Allowed, Rushing, Season

27 (1984)

#### Fewest Attempts Allowed, Rushing, Season

298 (1982, nine games)  
362 (1962)

#### Most Attempts Allowed, Rushing, Season

596 (1984)

#### Fewest Attempts Allowed, Rushing, Game

10 (@ Indianapolis, 12/30/07)  
11 (vs. Miami, 10/1/89)

#### Most Attempts Allowed, Rushing, Game

56 (@ Dallas Texans, 10/1/61)

### PASSING

#### Fewest Net Yards Allowed, Passing, Season

1,671 (1968)

#### Most Net Yards Allowed, Passing, Season

4,139 (2009)  
4,084 (2001)

#### Fewest Net Yards Allowed, Passing, Game

-52 (vs. Cincinnati, 10/31/71)  
-16 (vs. Chicago, 11/6/77)

#### Most Net Yards Allowed, Passing, Game

426 (@ New England, 10/18/09)  
425 (@ Indianapolis, 12/5/04)  
407 (@ Oakland, 12/22/63)  
405 (vs. Buffalo, 10/11/64)

#### Fewest Touchdowns Allowed, Passing, Season

10 (1967, 2000)

#### Most Touchdowns Allowed, Passing, Season

35 (1966)

#### Fewest Attempts Allowed, Passing, Season

284 (1982, nine games)  
324 (1972)

#### Most Attempts Allowed, Passing, Season

625 (2010)  
604 (2009)  
591 (2011)  
582 (1993)

#### Fewest Attempts Allowed, Passing, Game

11 (@ Pittsburgh, 9/11/05)

#### Most Attempts Allowed, Passing, Game

61 (@ Cleveland, 10/2/11)  
57 (@ Pittsburgh, 12/19/93)

#### Fewest Completions Allowed, Season

158 (1968)

#### Most Completions Allowed, Season

410 (2010)  
404 (2009)  
369 (2011)  
349 (2007)  
342 (2008)  
339 (2002)  
335 (2006)  
333 (2004)

#### Fewest Completions Allowed, Game

2 (vs. Denver, 9/3/66)

#### Most Completions Allowed, Game

40 (@ Cleveland, 10/2/11)  
38 (@ New England, 10/18/09)  
37 (@ Indianapolis, 11/3/02)  
36 (vs. Cleveland, 9/22/02)  
36 (vs. Indianapolis, 10/11/09)  
36 (vs. New Orleans, 12/11/11)  
35 (vs. Denver, 12/20/64)  
35 (vs. Denver, 10/3/10)  
35 (vs. Houston, 12/19/10)

### SACKS

#### Most Sacks, Season

55 (2000)  
54 (1999)  
52 (1993)  
51 (1979)

#### Fewest Sacks, Season

21 (1966)

#### Most Sacks, Game

9 (vs. N.Y. Titans, 10/14/62; vs. Cin., 10/31/71)

### INTERCEPTIONS

#### Most Interceptions, Season

36 (1963)

#### Fewest Interceptions, Season

3 (1982, nine games)\*  
6 (1972)

#### Most Interceptions, Game

6 (six times, last vs. Atlanta, 12/5/93)

#### Most Interceptions, Both Teams, Game

13 (Oilers 5, Denver 8, @ Houston, 12/2/62)

#### Most Yards Returning Interceptions, Season

676 (1962)

#### Most Yards Returning Interceptions, Game

245 (@ N.Y. Jets, 10/15/67)

#### Most TD's, Returning Interceptions, Season

7 (1967)

#### Most TD's, Returning Interceptions, Game

3 (vs. San Diego, 12/19/71)

### PUNT RETURNS

#### Fewest Opponent Punt Returns, Season

20 (1961)  
23 (1990)

#### Most Opponent Punt Returns, Season

64 (1979)  
60 (twice, last in 1976)

#### Fewest Yards Allowed, Punt Returns, Season

144 (2005)  
160 (2000)  
186 (1990)

#### Most Yards Allowed, Punt Returns, Season

748 (1979)  
668 (1976)

#### Lowest Average Allowed, Punt Returns, Season

4.5 (2005)  
5.3 (1969)

#### Highest Average Allowed, Punt Returns, Season

13.9 (2002)  
13.6 (1961)

#### Most Touchdowns Allowed, Punt Returns, Season

3 (2002)  
2 (1962, 1965)

## TEAM RECORDS: DEFENSE

### KICKOFF RETURNS

**Fewest Opponent Kickoff Returns, Season**

26	(1982, nine games)
30	(2011)
32	(1970, 1986)

**Most Opponent Kickoff Returns, Season**

81	(2003)
78	(1995, 1996)
76	(1999, 2000)
74	(2002)
71	(1990, 1997, 2009)

**Fewest Yards Allowed, Kickoff Returns, Season**

564	(1982, nine games)
680	(2011)
695	(1986)

**Most Yards Allowed, Kickoff Returns, Season**

1,714	(2009)
1,675	(1996)

1,596	(1999)
1,587	(2000)
1,528	(1997)

**Lowest Average Allowed, Kickoff Returns, Season**

15.7	(1992)
------	--------

**Highest Average Allowed, Kickoff Returns, Season**

25.0	(2008)
24.9	(1985, 2001)

**Most Touchdowns Allowed, Kickoff Returns, Season**

2	(1966, 1999)
---	--------------

### PUNTING

**Most Punts Forced, Season**

105	(2000)
96	(1976)

**Fewest Punts Forced, Season**

38	(1982, 9 games)
56	(1964, 1989)

**Most Punts Forced, Game**

11	(five times, last vs. Pittsburgh, 11/6/94)
----	--

**Fewest Punts Forced, Game**

0	4 times (11/12/78 at New England; 11/5/95 at Cleveland; 12/5/04 at Indianapolis; 9/26/10 at N.Y. Giants)
---	--

**Lowest Punting Average Allowed (Gross), Season**

37.1	(1960)
------	--------

\* Denotes League Record

## ALL-TIME TWO-POINT CONVERSIONS

### TITANS

Year	Opponent	Player	Result	Year	Opponent	Player	Result			
<b>1994 Oilers: 4-7</b>	<b>9/4/94 vs. Ind</b>	Bucky Richardson to Reggie Brown	Good	<b>2000 Titans: 0-0</b>	None	<b>No Attempts</b>				
		Bucky Richardson to Haywood Jeffries	NG							
	<b>10/13/94 vs. Cle</b>	Billy Joe Tolliver to Haywood Jeffries	Good			<b>2001 Titans: 3-4</b>	<b>Pass 3-4, Run 0-0</b>			
		<b>12/11/94 vs. Sea</b>	Billy Joe Tolliver to Haywood Jeffries				Good	<b>10/14/01 vs. TB</b>	Steve McNair to Kevin Dyson	Good
<b>12/18/94 vs. KC</b>	Billy Joe Tolliver to Todd McNair	NG	<b>10/21/01 vs. Det</b>				Steve McNair to Drew Bennett	Good		
	<b>12/24/94 vs. NYJ</b>	Billy Joe Tolliver to Webster Slaughter	NG				<b>12/16/01 vs. GB</b>	Steve McNair to Kevin Dyson	NG	
<b>1995 Oilers: 2-5</b>	<b>Run 2-3, Pass 0-2</b>	Bucky Richardson to Haywood Jeffries	Good			<b>2002 Titans: 2-6</b>	<b>Pass 0-2, Run 2-4</b>			
		<b>10/8/95 vs. Min</b>	Rodney Thomas run				Good	<b>9/8/02 vs. Phi</b>	Steve McNair run	NG
		<b>10/22/95 vs. Chi</b>	Chris Chandler run				Good	<b>9/29/02 vs. Oak</b>	Eddie George run	Good
		<b>11/12/95 vs. Cin</b>	Will Furrer to Haywood Jeffries				NG		Steve McNair to Derrick Mason	NG
		<b>11/19/95 vs. KC</b>	Rich Camarillo to Bruce Matthews				NG		Steve McNair to Frank Wycheck	NG
		<b>12/24/95 vs. Buf</b>	Rodney Thomas run				NG	Eddie George Run	NG	
<b>12/1/02 vs. NYG</b>	Steve McNair run	Good								
<b>1996 Oilers: 0-0</b>	<b>No Attempts</b>	None		<b>2003 Titans: 3-4</b>	<b>Pass 1-2, Run 2-2</b>					
		<b>1997 Oilers: 2-4</b>	<b>Run 1-3, Pass 1-1</b>		<b>10/5/03 vs. NE</b>	Steve McNair to Tyrone Calico	Good			
					<b>8/31/97 vs. Oak</b>	Eddie George Run	Good			
					<b>12/7/03 vs. Ind</b>	Steve McNair Run	Good			
<b>9/28/97 vs. Pitt</b>	Steve McNair to Frank Wycheck	Good	<b>12/14/03 vs. Buf</b>	Steve McNair to Derrick Mason	NG					
<b>11/16/97 vs. Jax</b>	Rodney Thomas run	NG		Robert Holcombe run	Good					
<b>12/14/97 vs. Bal</b>	Steve McNair run	NG	<b>2004 Titans: 1-2</b>	<b>Pass 0-1, Run 1-1</b>						
<b>1998 Oilers: 1-4</b>	<b>Pass 0-0, Run 1-4</b>	<b>9/26/04 vs. Jax</b>		Steve McNair to Derrick Mason	NG					
		<b>9/27/98 vs. Jax</b>		Eddie George run	NG					
		<b>11/21/04 vs. Jax</b>	Steve McNair run	Good						
		<b>10/11/98 vs. Bal</b>	Eddie George run	NG	<b>2005 Titans: 0-1</b>	<b>Pass 0-1, Run 0-0</b>				
<b>11/29/98 vs. Sea</b>	Eddie George run	NG	<b>10/30/05 vs. Oak</b>	Steve McNair to Chris Brown		NG				
<b>12/20/98 vs. GB</b>	Eddie George run	Good	<b>2006 Titans: 3-3</b>	<b>Run 2-2, Pass 1-1</b>						
<b>1999 Titans: 1-3</b>	<b>Pass 1-1, Run 0-2</b>	<b>9/10/06 vs. NYJ</b>		Travis Henry run	Good					
		<b>10/3/99 vs. SF</b>		Eddie George run	NG					
		<b>11/28/99 vs. Cle</b>		Frank Wycheck run	NG					
		<b>11/1/06 vs. Dal</b>	Vince Young run	Good						
<b>12/5/99 vs. Bal</b>	Steve McNair to Jackie Harris	Good								

## ALL-TIME TWO-POINT CONVERSIONS

### TITANS

**2007 Titans: 0-0** **No Attempts**  
None

**2008 Titans: 1-1** **Run 0-0, Pass 1-1**  
**10/27/08 vs. Ind** Kerry Collins pass to Ahmard Hall Good

**2009 Titans: 1-2** **Run 1-1, Pass 0-1**  
**10/4/09 at Jax** Kerry Collins pass to Nate Washington NG  
Chris Johnson run Good

**2010 Titans: 1-2** **Run 0-0, Pass 1-2**  
**9/19/10 vs. Pit** Kerry Collins pass to Kenny Britt Good  
**10/31/10 at SD** Vince Young pass incomplete to Chris Johnson NG

**2011 Titans: 0-0** **No Attempts**  
None

**Titans Overall Two-Point Statistics:** 25-48 (52.1%)

### OPPONENTS

**1994 Opponents: 2-2** **Run 2-2, Pass 0-0**  
**10/13/94 vs. Cle** Tom Tupa Run Good  
**12/4/94 vs. Ari** Ronald Moore Run Good

**1995 Opponents: 0-2** **Run 0-0, Pass 0-2**  
**11/26/95 vs. Den** John Elway to Shannon Sharpe NG  
**12/17/95 vs. NYJ** Boomer Esiason to Fred Baxter NG

**1996 Opponents: 1-3** **Run 1-1, Pass 0-2**  
**9/15/96 vs. Bal** Vinny Testaverde pass NG  
**11/10/96 at NO** Michael Haynes run Good  
**10/13/96 at Atl** Bobby Hebert pass to Roell Preston NG

**1997 Opponents: 0-1** **Run 0-0, Pass 0-1**  
**10/5/97 vs. Sea** Rick Tuten (kicking form.) bad snap, inc. pass NG

**1998 Opponents: 4-5** **Run 0-0, Pass 4-5**  
**11/1/98 vs. Pit** Kordell Stewart to Charles Johnson Good  
Mike Tomczak to Charles Johnson Good  
Mike Tomczak to Will Blackwell Good  
**11/8/98 vs. TB** Trent Dilfer to Bert Emanuel NG  
**12/26/98 vs. Min** Randall Cunningham to Randy Moss Good

**1999 Opponents: 4-6** **Run 0-1, Pass 4-5**  
**9/12/99 vs. Cin** Jeff Blake to Willie Jackson Good  
Ki-Jana Carter run NG  
Jeff Blake to Brian Milne Good  
**9/19/99 vs. Cle** Tim Couch Pass incomplete NG  
**10/17/99 vs. NO** B.J. Tolliver to Brett Bech Good  
**1/2/00 vs. Pit** Mike Tomczak to Hines Ward Good

**2000 Opponents: 0-0** **No Attempts**  
None

**2001 Opponents: 1-2** **Run 1-1, Pass 0-1**  
**10/7/01 vs. Bal** Elvis Grbac to Brandon Stokley NG  
**12/2/01 vs. Cle** Jamel White run Good

**2002 Opponents: 3-4** **Run 0-0, Pass 3-4**  
**11/3/02 vs. Ind** Peyton Manning to Marvin Harrison Good  
**11/17/02 vs. Pit** Kordell Stewart to Dan Kreider Good  
Antwaan Randle El to Hines Ward Good  
**12/1/02 vs. NYG** Kerry Collins to Jeremy Shockey NG

**2003 Opponents: 0-1** **Run 0-0, Pass 0-1**  
**12/14/03 vs. Buf** Drew Bledsoe to Bernard Shaw NG

**2004 Opponents: 1-2** **Run 0-0, Pass 1-2**  
**9/26/04 vs. Jax** Byron Leftwich to Reggie Williams Good  
**1/2/05 vs. Det** Joey Harrington to Roy Williams NG

**2005 Opponents: 2-2** **Run 0-0, Pass 2-2**  
**10/11/05 vs. Hou** David Carr to Corey Bradford Good  
**11/27/05 vs. SF** Ken Dorsey to Terry Jackson Good

**2006 Opponents: 1-2** **Run 0-0, Pass 1-2**  
**10/22/06 at Was** Mark Brunell to Santana Moss Good  
**10/29/06 vs. Hou** Sage Rosenfels to Andre Johnson NG

**2007 Opponents: 1-1** **Run 0-0, Pass 1-1**  
**10/21/07 at Hou** Sage Rosenfels to Andre Davis Good

**2008 Opponents: 0-1** **Run 0-1, Pass 0-0**  
**9/21/08 vs. Hou** Aborted kick, Matt Turk run NG

**2009 Opponents: 1-1** **Run 1-1, Pass 0-0**  
**9/20/09 vs. Mia** Ricky Williams run Good

**2010 Opponents: 0-2** **Run 0-2, Pass 0-0**  
**10/31/10 at SD** Aborted kick, Kris Brown run NG  
**11/14/10 at Mia** Ronnie Brown run NG

**2011 Opponents: 0-2** **Run 0-2, Pass 0-0**  
**12/11/11 vs. NO** Pierre Thomas run NG  
**1/1/12 at Hou** Snap over Jake Delhomme's head, rec. by Ten. NG

**Opponents Overall Statistics:** 21-39 (53.8%)

## ALL-TIME SHUTOUTS

### ALL-TIME DEFENSIVE SHUTOUTS

Date	Opponent	Score
9/9/61	Oakland	55-0
9/10/66	Oakland	31-0
10/16/66	New York	24-0
10/13/68	at Boston	16-0
9/21/75	at New England	7-0
9/12/76	Tampa Bay	20-0
9/18/77	NY Jets	20-0
11/6/77	Chicago	47-0
12/4/80	Pittsburgh	6-0
10/22/89	Pittsburgh	27-0
9/27/92	San Diego	27-0
9/12/93	Kansas City	30-0
1/2/94	NY Jets	24-0
12/17/00	at Cleveland	24-0
12/25/00	Dallas	31-0

### ALL-TIME OPPONENT SHUTOUTS

Date	Opponent	Score
12/4/60	at Dallas	0-24
12/1/63	at San Diego	0-27
10/12/69	at Kansas City	0-24
11/2/69	at Boston	0-24
11/1/70	at St. Louis	0-44
9/19/71	at Cleveland	0-31
10/9/72	Oakland	0-34
11/5/72	at Cleveland	0-20
11/25/73	New England	0-32
11/24/74	Dallas	0-10
12/11/76	Pittsburgh	0-21
9/22/85	at Pittsburgh	0-20
11/10/85	at Buffalo	0-20
12/7/86	at San Diego	0-27
11/26/89	at Kansas City	0-34
11/7/99	at Miami	0-17
12/28/08	at Indianapolis	0-23
10/18/09	at New England	0-59
11/28/10	at Houston	0-20

## GAME-WINNING FIELD GOALS

The franchise has totaled 39 game-winning field goals since 1960, including three playoff game winners. Former Oiler/Titan **Al Del Greco** (1991-00) leads the franchise with 10 game-winning field goals. **Rob Bironas'** 60-yard field goal vs. Indianapolis (12/3/06) ranks as the longest game-winning field goal in franchise history. The following game-winning field goals were decided if the field goal was the final score of the game and took the lead whether it was early or late in the fourth quarter or overtime.

Date	Opp.	Kicker	Length	Final Score	Date	Opp.	Kicker	Length	Final Score
10/24/65	Kansas City	Spikes	15	38-36	9/10/00	Kansas City	Del Greco	36	17-14*
10/31/65	at Buffalo	Blanda	8	19-17	11/5/00	Pittsburgh	Del Greco	29	9-7
10/26/69	Denver	Gerela	22	24-21	12/3/00	at Philadelphia	Del Greco	50	15-13
12/1/74	at Pittsburgh	Butler	34	13-10	10/14/01	Tampa Bay	Nedney	49	31-28 *
9/17/78	San Francisco	Fritsch	19	20-19	10/21/01	at Detroit	Nedney	46	27-24
10/1/78	at Cleveland	Fritsch	19	16-13	12/22/01	at Oakland	Nedney	21	13-10
9/23/79	at Cincinnati	Fritsch	29	30-27*	12/01/02	at N.Y. Giants	Nedney	38	32-29*
10/28/79	N.Y. Jets	Fritsch	35	27-24*	1/11/03	Pittsburgh	Nedney	26	34-31*
9/28/80	at Cincinnati	Fritsch	29	13-10	1/3/04	at Baltimore	Anderson	46	20-17
12/2/84	Pittsburgh	Cooper	30	23-20*	12/11/05	Houston	Bironas	21	13-10
11/3/85	Kansas City	Zendejas	38	23-20	10/15/06	at Washington	Bironas	30	25-22
11/24/85	San Diego	Zendejas	51	37-35	11/26/06	N.Y. Giants	Bironas	49	24-21
1/3/88	Seattle	Zendejas	42	23-20*	12/3/06	Indianapolis	Bironas	60	20-17
9/4/88	at Indianapolis	Zendejas	35	17-14*	12/24/06	at Buffalo	Bironas	30	30-29
11/13/89	Cincinnati	Zendejas	28	26-24	10/21/07	at Houston	Bironas	29	38-36
11/10/91	Dallas	Del Greco	23	26-23*	11/2/08	Green Bay	Bironas	41	19-16*
9/20/92	Kansas City	Del Greco	39	23-20*	11/23/09	at Houston	Bironas	53	20-17
12/12/93	Cleveland	Del Greco	25	19-17	12/20/09	vs. Miami	Bironas	46	27-24*
10/6/96	at Cincinnati	Del Greco	49	30-27*					
8/31/97	Oakland	Del Greco	33	24-21*					
12/13/98	at Jacksonville	Del Greco	41	16-13					
9/12/99	Cincinnati	Del Greco	33	36-35					

\*Overtime games; Playoff games in bold

## TOP PERFORMANCES: RUSHING

Yards	Player	Date	Opp	Att	Avg	TD							
228	<b>Chris Johnson</b>	11/01/09	Jac	24	9.5	2	137	Earl Campbell	09/03/78	Atl	15	9.1	1
216	Billy Cannon	12/10/61	NYT	25	8.6	3	137	Eddie George	10/25/98	Chi	21	6.5	0
216	Eddie George	08/31/97	Oak	35	6.2	1	136	<b>Chris Johnson</b>	12/07/08	Cle	19	7.2	1
206	Earl Campbell	11/16/80	Chi	31	6.6	0	135	Travis Henry	12/24/06	Buf	25	5.4	0
203	Earl Campbell	10/19/80	TB	33	6.2	0	135	<b>Chris Johnson</b>	11/08/09	SF	25	5.4	2
203	Earl Campbell	12/21/80	Min	29	7.0	1	134	Earl Campbell	12/16/79	Phi	16	8.4	1
202	Earl Campbell	10/26/80	Cin	27	7.5	2	134	Eddie George	11/19/00	Cle	36	3.7	3
199	Earl Campbell	11/20/78	Mia	28	7.1	4	134	Eddie George	11/08/98	TB	27	5.0	1
199	Eddie George	12/09/99	Oak	28	7.1	2	134	<b>Chris Johnson</b>	01/03/10	Sea	36	3.7	2
197	<b>Chris Johnson</b>	09/20/09	Hou	16	12.3	2	133	LenDale White	10/28/07	Oak	25	5.3	0
195	Earl Campbell	11/22/79	Dal	33	5.9	2	132	<b>Chris Johnson</b>	11/15/09	Buf	26	5.1	2
194	Gary Brown	11/21/93	Cle	34	5.7	1	131	<b>Chris Johnson</b>	10/10/10	Dal	19	6.9	2
190	<b>Chris Johnson</b>	11/27/11	TB	23	8.3	0	131	Earl Campbell	09/16/79	KC	32	4.1	1
186	Earl Campbell	10/11/81	Sea	39	4.8	2	130	Earl Campbell	11/10/80	NE	30	4.3	2
183	Hoyle Granger	12/04/66	SD	19	9.6	0	130	Earl Campbell	12/11/83	Cle	32	4.1	1
182	Earl Campbell	10/04/81	Cin	37	4.9	1	130	Earl Campbell	10/16/83	Min	29	4.5	1
181	Earl Campbell	12/14/80	GB	36	5.0	2	130	Eddie George	12/30/01	Cle	26	5.0	2
181	Eddie George	10/08/00	Cin	36	5.0	1	130	<b>Chris Johnson</b>	11/13/11	Car	27	4.8	1
179	Sid Blanks	12/13/64	NYJ	21	8.5	3	130	<b>Chris Johnson</b>	12/19/10	Hou	24	5.4	1
178	Earl Campbell	10/12/80	KC	38	4.7	1	130	<b>Chris Johnson</b>	11/21/10	Was	21	6.2	0
178	Travis Henry	10/15/06	Was	32	5.6	1	129	Eddie George	12/14/97	Bal	26	5.0	0
176	Eddie George	12/17/00	Cle	34	5.2	3	128	<b>Chris Johnson</b>	10/18/09	NE	17	7.5	0
175	Chris Brown	09/09/07	Jac	19	9.2	0	127	Sid Blanks	09/19/64	Oak	6	21.2	0
168	<b>Chris Johnson</b>	10/19/08	KC	18	9.3	1	126	Mike Rozier	12/11/88	Cin	22	5.7	3
167	Eddie George	10/16/00	Jac	29	5.8	1	125	<b>Chris Johnson</b>	09/26/10	NYG	32	3.9	2
166	Gary Brown	11/14/93	Cin	26	6.4	1	125	Eddie George	10/01/00	NYG	35	3.6	1
166	Earl Campbell	09/02/79	Was	32	5.2	2	125	Eddie George	10/19/97	Was	31	4.0	2
160	Hoyle Granger	12/23/67	Mia	21	7.6	1	125	<b>Chris Johnson</b>	11/27/08	Det	16	7.8	2
158	Earl Campbell	09/23/79	Cin	34	4.6	1	125	Lorenzo White	11/26/90	Buf	18	6.9	1
157	Earl Campbell	11/02/80	Den	36	4.4	2	124	Hoyle Granger	11/26/67	BPA	22	5.6	1
156	Lorenzo White	11/21/94	NYG	27	5.8	0	123	Earl Campbell	09/04/83	GB	27	4.6	3
155	Eddie George	10/17/99	NO	28	5.5	0	123	Ronnie Coleman	09/15/74	SD	21	5.9	0
154	<b>Chris Johnson</b>	11/29/09	Ari	18	8.6	1	123	Eddie George	11/14/99	Cin	29	4.2	2
153	Eddie George	11/01/98	Pit	34	4.5	1	123	Travis Henry	10/08/06	Ind	19	6.5	0
153	<b>Chris Johnson</b>	12/04/11	Buf	23	6.7	2	122	Earl Campbell	09/06/81	LAN	27	4.5	0
152	Chris Brown	09/19/04	Ind	26	5.8	1	122	Earl Campbell	11/26/78	Cin	27	4.5	0
152	Eddie George	10/06/96	Cin	26	5.8	1	122	Eddie George	11/09/97	NYG	32	3.8	1
151	<b>Chris Johnson</b>	11/23/09	Hou	29	5.2	0	122	Mike Rozier	11/29/87	Ind	26	4.7	0
150	Mike Rozier	09/20/87	Buf	29	5.2	1	121	Eddie George	10/11/98	Bal	30	4.0	0
149	Earl Campbell	10/14/79	Bal	22	6.8	3	121	Herman Hunter	10/11/87	Cle	28	4.3	0
149	Rob Carpenter	11/27/77	KC	14	10.6	0	120	Earl Campbell	11/05/79	Mia	32	3.8	0
149	LenDale White	10/19/08	KC	17	8.8	3	120	Rob Carpenter	11/13/77	Oak	19	6.3	0
149	Lorenzo White	10/11/92	Cin	25	6.0	0	119	Fred Willis	11/12/72	Phi	21	5.7	0
148	Chris Brown	10/11/04	GB	27	5.5	2	118	Billy Cannon	11/05/61	Den	11	10.7	1
147	Chris Brown	10/31/04	Cin	32	4.6	1	117	<b>Chris Johnson</b>	11/14/10	Mia	17	6.9	1
145	Billy Cannon	12/17/61	Oak	21	6.9	1	117	<b>Chris Johnson</b>	12/13/09	StL	28	4.2	2
144	Allen Pinkett	09/01/91	LAA	26	5.5	1	117	Larry Moriarty	11/11/84	KC	29	4.0	0
144	Mike Rozier	10/25/87	Atl	29	5.0	1	116	Eddie George	10/05/97	Sea	26	4.5	0
143	Joe Dawkins	11/22/70	Cle	22	6.5	2	116	Lorenzo White	12/09/90	Cle	18	6.4	4
143	Eddie George	09/08/96	Jac	17	8.4	1	116	Lorenzo White	12/07/92	Chi	21	5.5	1
143	Travis Henry	11/19/06	Phi	18	7.9	1	115	Eddie George	11/23/03	Atl	26	4.4	1
142	Earl Campbell	09/19/82	Sea	30	4.7	1	115	Lorenzo White	12/03/89	Pit	23	5.0	1
142	Earl Campbell	09/25/83	Buf	30	4.7	1	114	Gary Brown	12/25/93	SF	19	6.0	0
142	Ronnie Coleman	09/12/76	TB	25	5.7	0	114	Rob Carpenter	09/21/80	Bal	24	4.8	1
142	Hoyle Granger	11/12/67	Den	22	6.5	0	114	Ronnie Coleman	10/23/77	Pit	26	4.4	0
142	Skip Hicks	12/16/01	GB	17	8.4	1	114	Dave Smith	10/14/62	NYT	20	5.7	1
142	<b>Chris Johnson</b>	12/25/09	SD	21	6.8	1	113	Eddie George	11/28/99	Cle	26	4.3	2
142	<b>Chris Johnson</b>	09/12/10	Oak	27	5.3	2	113	Eddie George	10/13/02	Jac	31	3.6	1
142	Charley Tolar	09/23/62	SD	18	7.9	1	113	<b>Chris Johnson</b>	12/06/09	Ind	27	4.2	0
141	Woody Campbell	12/03/67	Mia	18	7.8	1	113	LenDale White	12/09/07	SD	30	3.8	1
141	Eddie George	12/01/96	NYJ	28	5.0	2	112	Ode Burrell	11/28/65	KC	14	8.0	2
141	Mike Rozier	10/09/88	KC	27	5.2	0	112	Earl Campbell	11/18/79	Cin	19	5.9	2
139	Hoyle Granger	12/14/69	BPA	25	5.6	0	112	Ronnie Coleman	09/28/75	SD	16	7.0	1
138	Earl Campbell	12/04/83	Mia	28	4.9	1	112	Mike Rozier	11/15/87	Pit	29	3.9	0
138	Hoyle Granger	10/01/67	Den	20	6.9	0	111	Hoyle Granger	12/03/67	Mia	25	4.4	1
138	Larry Moriarty	11/18/84	NYJ	23	6.0	1	111	<b>Chris Johnson</b>	10/18/10	Jax	26	4.3	1
							111	<b>Chris Johnson</b>	12/09/10	Hou	22	5.0	1

## TOP PERFORMANCES: RUSHING

110	Ronnie Coleman	10/12/75	Cle	14	7.9	0	104	<b>Chris Johnson</b>	12/20/09	Mia	29	3.6	0
110	Eddie George	11/27/97	Dal	34	3.2	0	104	Dave Smith	09/11/60	Oak	19	5.5	1
110	Charley Tolar	11/04/62	DLT	24	4.6	0	104	Rodney Thomas	11/26/95	Den	13	8.0	1
109	Gary Brown	12/12/93	Cle	23	4.7	0	104	LenDale White	10/21/07	Hou	27	3.9	1
109	Earl Campbell	12/10/79	Pit	33	3.3	0	103	Billy Cannon	12/15/62	NYT	9	11.4	1
109	Earl Campbell	11/30/80	Cle	27	4.0	1	103	Mike Rozier	12/27/87	Cin	20	5.2	0
109	Eddie George	10/13/96	Atl	23	4.7	0	103	LenDale White	12/23/07	NYJ	23	4.5	0
109	<b>Chris Johnson</b>	09/14/08	Cin	19	5.7	0	102	Earl Campbell	10/29/78	Cin	18	5.7	0
109	Charley Tolar	09/09/62	Buf	17	6.4	1	102	Eddie George	12/26/99	Jac	26	3.9	0
108	Earl Campbell	12/02/79	Cle	22	4.9	1	102	Eddie George	12/29/02	Hou	25	4.1	1
108	Rodney Thomas	11/05/95	Cle	17	6.4	0	102	Travis Henry	12/31/06	NE	21	4.9	0
107	Earl Campbell	11/11/79	Oak	32	3.3	1	102	Larry Moriarty	12/09/84	LAN	24	4.3	1
107	Earl Campbell	09/10/78	KC	22	4.9	2	101	Chris Brown	09/26/04	Jac	23	4.4	1
107	Earl Campbell	11/13/83	Det	28	3.8	0	101	Gary Brown	09/03/95	Jac	29	3.5	0
107	Eddie George	10/18/98	Cin	25	4.3	0	101	Earl Campbell	10/09/83	Den	19	5.3	1
107	Hoyle Granger	12/16/67	SD	27	4.0	1	101	Woody Campbell	11/12/67	Den	16	6.3	1
107	Don Hardeman	09/28/75	SD	27	4.0	1	101	Ronnie Coleman	11/27/77	KC	15	6.7	0
107	Travis Henry	11/12/06	Bal	27	4.0	1	101	Eddie George	12/03/00	Phi	32	3.2	0
107	Roy Hopkins	10/26/69	Den	14	7.6	2	101	Eddie George	12/16/02	NE	31	3.3	0
107	Dave Smith	10/30/60	Buf	12	8.9	0	101	Hoyle Granger	09/09/67	KC	13	7.8	1
107	Charley Tolar	12/15/62	NYT	29	3.7	1	101	<b>Chris Johnson</b>	10/02/11	Cle	23	4.4	0
106	Earl Campbell	09/15/80	Cle	18	5.9	0	101	Allen Pinkett	09/08/91	Cin	21	4.8	1
106	Eddie George	10/27/02	Cin	21	5.0	0	101	Charley Tolar	09/09/61	Oak	18	5.6	1
106	Eddie George	09/07/97	Mia	23	4.6	1	101	Butch Woolfolk	11/03/85	KC	14	7.2	1
106	Eddie George	10/12/97	Cin	30	3.5	0	100	Chris Brown	09/11/04	Mia	16	6.3	0
106	LenDale White	11/27/08	Det	23	4.6	2	100	Gary Brown	12/19/93	Pit	20	5.0	0
105	Earl Campbell	10/15/78	Buf	19	5.5	0	100	Eddie George	09/21/03	NO	29	3.4	1
105	Billy Cannon	11/06/60	Den	16	6.6	0	100	Eddie George	09/20/98	NE	23	4.3	0
105	Charley Tolar	11/11/62	Oak	28	3.8	1	100	Paul Robinson	12/16/73	Cin	20	5.0	1
104	Chris Brown	12/05/04	Ind	19	5.5	0	100	Mike Rozier	09/04/88	Ind	25	4.0	1
104	Earl Campbell	10/08/78	Oak	25	4.2	0	100	LenDale White	11/04/07	Car	31	3.2	1
104	Hoyle Granger	11/09/69	Cin	15	6.9	0	100	Lorenzo White	09/06/92	Pit	13	7.7	0
104	Hoyle Granger	12/15/68	BPA	18	5.8	2							

## TOP PERFORMANCES: PASSING

Yards	Player	Date	Opp	Att	Cmp	Pct	TD	Int	Rate										
527	Warren Moon	12/16/90	KC	45	27	60.0	3	0	123.1	355	Warren Moon	09/30/90	SD	46	27	58.7	2	1	88.6
492	Billy Volek	12/19/04	Oak	60	40	66.7	4	1	107.1	355	Neil O'Donnell	10/03/99	SF	40	20	50.0	2	1	87.0
464	George Blanda	10/29/61	Buf	32	18	56.3	4	4	101.0	354	Dan Pastorini	10/20/74	StL	40	26	65.0	1	0	101.5
457	Jacky Lee	10/13/61	BPA	41	27	65.9	2	2	99.3	352	Chris Chandler	09/24/95	Cin	26	23	88.5	4	0	158.3
432	Warren Moon	11/10/91	Dal	56	41	73.2	0	0	95.2	351	George Blanda	12/03/61	SD	33	20	60.6	4	1	123.9
426	Billy Volek	12/13/04	KC	43	29	67.4	4	0	130.6	350	George Blanda	12/17/61	Oak	31	18	58.1	4	2	110.2
423	Warren Moon	10/13/91	NYJ	50	35	70.0	2	2	92.3	350	<b>Matt Hasselbeck</b>	12/24/11	Jac	40	24	60.0	1	2	76.0
421	Steve McNair	10/12/03	Hou	27	18	66.7	3	0	146.8	348	Archie Manning	09/04/83	GB	34	22	64.7	1	2	83.9
418	George Blanda	11/19/61	NYT	32	20	62.5	7	1	132.8	345	Warren Moon	11/05/89	Det	38	30	78.9	2	1	111.1
414	Warren Moon	12/23/89	Cle	51	32	62.7	2	1	93.1	343	Steve McNair	11/27/05	SF	41	23	56.1	3	1	97.9
413	Pete Beathard	09/09/68	KC	48	23	47.9	2	3	65.7	343	Warren Moon	11/04/90	LAN	43	26	60.5	1	2	74.1
399	Warren Moon	11/17/91	Cle	44	31	70.5	3	1	111.8	342	George Blanda	12/22/63	Oak	32	20	62.5	5	2	112.2
398	Steve McNair	09/29/02	Oak	46	32	69.6	2	4	74.4	342	Warren Moon	10/25/92	Cin	40	27	67.5	2	1	100.2
398	Warren Moon	10/05/86	Det	38	21	55.3	1	3	67.7	342	Warren Moon	12/05/93	Atl	42	24	57.1	1	0	91.6
397	Warren Moon	09/09/90	Atl	52	31	59.6	4	2	93.2	341	Steve McNair	09/12/99	Cin	32	21	65.6	3	1	119.4
393	George Blanda	11/01/64	Buf	68	37	54.4	1	3	58.0	340	Lynn Dickey	11/04/73	Bal	32	22	68.8	3	2	108.9
388	Ken Stabler	11/23/80	NYJ	51	33	64.7	4	4	81.2	339	Warren Moon	12/15/85	Cle	48	22	45.8	2	2	66.2
387	Vince Young	11/29/09	Ari	43	27	62.8	1	0	99.7	338	Pete Beathard	11/16/69	Den	41	20	48.8	1	1	75.1
386	George Blanda	09/16/62	BPA	36	20	55.6	3	4	81.3	338	Cody Carlson	11/26/92	Det	33	24	72.7	1	2	90.2
381	Warren Moon	10/28/90	NYJ	43	30	69.8	1	0	104.9	338	Warren Moon	09/24/89	Buf	42	28	66.7	1	2	79.3
377	Gifford Nielsen	12/20/81	Pit	37	24	64.9	3	2	103.1	334	Steve McNair	11/25/01	Pit	37	23	62.2	2	2	87.0
369	Warren Moon	10/14/90	Cin	33	21	63.6	5	1	128.7	334	Steve McNair	12/01/02	NYG	43	30	69.8	3	0	115.8
369	Warren Moon	11/07/93	Sea	55	36	65.5	2	2	81.6	334	Warren Moon	10/06/91	Den	31	19	61.3	2	1	106.1
366	George Blanda	11/13/60	LAC	55	31	56.4	3	4	64.7	334	Billy Volek	11/14/04	Chi	44	27	61.4	2	1	90.5
365	Warren Moon	09/09/84	Ind	43	23	53.5	0	0	82.0	331	Jacky Lee	11/25/60	BPA	38	21	55.3	1	0	93.2
364	Warren Moon	12/22/85	Ind	40	22	55.0	2	2	81.7	330	Cody Carlson	12/13/92	GB	36	25	69.4	0	2	75.0
361	Warren Moon	09/13/92	Ind	39	29	74.4	2	0	119.7	330	Warren Moon	12/08/85	NYG	47	26	55.3	2	2	73.9
360	Steve McNair	10/05/03	NE	45	23	51.1	0	1	68.8	330	Warren Moon	09/06/92	Pit	45	29	64.4	2	5	61.6
358	<b>Matt Hasselbeck</b>	09/18/11	Bal	42	30	71.4	1	1	95.1	329	Dan Pastorini	10/17/76	SD	39	25	64.1	3	1	105.6
356	Warren Moon	10/21/84	SF	33	25	75.8	2	2	105.1	329	Don Trull	11/13/66	BPA	45	23	51.1	3	0	97.4
										328	George Blanda	11/06/64	BPA	44	20	45.5	2	1	76.7

## TOP PERFORMANCES: PASSING

327	Warren Moon	11/29/87	Ind	44	24	54.5	3	2	82.3	305	Vince Young	11/19/07	Den	41	26	63.4	1	2	73.7
324	Warren Moon	11/24/91	Pit	48	24	50.0	2	5	46.2	304	George Blanda	10/24/65	KC	33	19	57.6	5	0	128.0
322	Warren Moon	11/18/90	Cle	32	24	75.0	5	0	146.1	304	Warren Moon	10/26/86	LAA	46	18	39.1	0	4	26.0
321	Warren Moon	10/18/92	Den	39	23	59.0	2	1	91.9	303	George Blanda	09/25/66	Buf	54	23	42.6	2	5	34.7
317	Warren Moon	10/15/89	Chi	26	16	61.5	2	2	97.8	303	Warren Moon	12/02/84	Pit	45	27	60.0	1	3	59.8
315	Warren Moon	09/08/91	Cin	37	22	59.5	1	1	84.9	302	Steve McNair	12/09/01	Min	33	25	75.8	2	0	123.5
315	Jerry Rhome	12/13/70	Cin	54	27	50.0	2	2	65.0	300	George Blanda	10/02/66	Den	37	15	40.5	5	2	86.7
314	Pete Beathard	10/20/69	NYJ	47	23	48.9	1	3	51.2	300	Archie Manning	09/18/83	Pit	35	16	45.7	1	4	45.8
312	George Blanda	10/25/64	SD	37	22	59.5	1	2	73.3	300	Warren Moon	11/26/90	Buf	22	16	72.7	2	0	145.1
311	<b>Matt Hasselbeck</b>	09/25/11	Den	36	27	75.0	2	0	119.1	300	Kerry Collins	01/02/11	Ind	39	28	71.8	2	0	111.1
310	Steve McNair	12/18/05	Sea	38	23	60.5	2	0	104.1										
310	Warren Moon	11/09/86	Cin	44	25	56.8	1	0	86.4										
310	Warren Moon	09/26/93	LAN	42	19	45.2	1	2	58.6										
310	Warren Moon	09/13/87	LAN	43	21	48.8	2	2	68.9										
310	Neil O'Donnell	09/19/99	Cle	40	31	77.5	1	0	107.3										
308	George Blanda	09/22/63	NYJ	37	25	67.6	1	2	79.6										
308	George Blanda	11/07/65	Oak	60	27	45.0	2	3	51.3										
308	Steve McNair	12/08/96	Jac	37	24	64.9	1	1	88.6										
308	Warren Moon	09/23/90	Ind	39	29	74.4	3	1	111.9										
306	Warren Moon	12/16/84	Cle	31	19	61.3	0	0	94.3										

## TOP PERFORMANCES: RECEIVING

272	Charley Hennigan	10/13/61	BPA	13	20.9	1	148	Drew Hill	10/30/88	Was	9	16.4	3
245	Haywood Jeffires	12/16/90	KC	9	27.2	1	147	Justin Gage	11/16/08	Jac	4	36.8	2
233	Drew Bennett	12/13/04	KC	12	19.4	3	147	Chris Sanders	11/26/95	Den	5	29.4	2
232	Charley Hennigan	10/29/61	Buf	9	25.8	2	147	Tim Smith	09/25/83	Buf	11	13.4	0
225	<b>Kenny Britt</b>	10/24/10	Phi	7	32.1	3	145	Ken Burrough	11/03/74	NYJ	7	20.7	0
214	Charley Hennigan	12/03/61	SD	10	21.4	3	145	Charley Hennigan	09/09/62	Buf	10	14.5	2
210	Drew Hill	12/22/85	Ind	9	23.3	2	145	Charley Hennigan	10/25/64	SD	8	18.1	2
202	Charley Hennigan	09/16/62	BPA	8	25.3	2	144	Drew Hill	11/17/91	Cle	11	13.1	2
197	Tim Smith	09/04/83	GB	8	24.6	1	143	Charley Frazier	11/06/64	BPA	9	15.9	1
188	Charley Hennigan	09/27/64	Den	11	17.1	0	143	Charlie Joiner	12/13/70	Cin	6	23.8	2
186	Charley Hennigan	09/22/63	NYJ	9	20.7	1	143	Yancey Thigpen	10/03/99	SF	6	23.8	1
186	Haywood Jeffires	10/13/91	NYJ	13	14.3	0	141	Drew Hill	12/23/89	Cle	10	14.1	2
186	Derrick Mason	01/06/02	Cin	9	20.7	2	140	Bill Groman	10/16/60	DLT	10	14.0	1
185	Drew Hill	11/09/86	Cin	10	18.5	0	139	Dave Casper (TE)	12/20/81	Pit	6	23.2	3
182	Charley Frazier	09/19/65	BPA	6	30.3	2	139	Willard Dewveall (TE)	11/25/62	SD	3	46.3	2
182	Bill Groman	11/20/60	Den	3	60.7	2	139	Drew Hill	11/13/88	Sea	8	17.4	1
181	Charley Hennigan	11/29/64	BPA	12	15.1	0	139	Haywood Jeffires	11/28/93	Pit	7	19.9	1
180	Ken Burrough	11/06/77	Chi	6	30.0	2	138	Charley Hennigan	10/17/64	NYJ	8	17.3	1
179	Mike Montgomery	10/20/74	StL	9	19.9	1	138	Drew Hill	10/26/86	LAA	7	19.7	0
177	Ken Burrough	11/02/75	KC	7	25.3	2	138	Billy Johnson	12/18/77	Cin	6	23.0	1
177	Derrick Mason	10/12/03	Hou	6	29.5	3	137	Willard Dewveall (TE)	12/22/63	Oak	7	19.6	2
171	Bill Groman	11/25/60	BPA	9	19.0	1	137	Derrick Mason	12/14/03	Buf	9	15.2	0
169	<b>Jared Cook (TE)</b>	12/24/11	Jac	8	21.1	1	136	<b>Kenny Britt</b>	09/11/11	Jax	5	27.2	2
167	Tim Smith	12/16/84	Cle	7	23.9	0	136	Ken Burrough	10/17/76	SD	5	27.2	2
162	Kevin Dyson	09/12/99	Cin	9	18.0	2	135	<b>Kenny Britt</b>	09/18/11	Bal	9	15.0	1
160	Drew Bennett	12/19/04	Oak	13	12.3	2	135	Webster Slaughter	11/07/93	Sea	9	15.0	1
160	Charley Hennigan	11/01/64	Buf	12	13.3	0	134	Bill Groman	11/05/61	Den	3	44.7	2
159	Tim Smith	09/16/84	SD	5	31.8	1	134	Drew Hill	11/29/87	Ind	7	19.1	2
158	Charley Frazier	11/13/66	BPA	6	26.3	2	133	Curtis Duncan	10/18/92	Den	5	26.6	0
156	Ernest Givins	11/16/86	Pit	8	19.5	1	133	Charley Hennigan	09/14/63	Den	4	33.3	0
155	Ernest Givins	10/05/86	Det	5	31.0	0	133	Derrick Mason	12/01/03	NYJ	11	12.1	1
155	Bill Groman	11/06/60	Den	7	22.1	2	132	Drew Hill	10/27/85	StL	6	22.0	1
154	Charley Frazier	10/02/66	Den	5	30.8	3	132	Alvin Reed (TE)	10/27/68	Buf	4	33.0	2
152	Bill Groman	11/19/61	NYT	5	30.4	3	131	Sid Blanks (RB)	09/12/64	SD	13	10.1	0
151	Ernest Givins	10/06/91	Den	5	30.2	0	130	Curtis Duncan	11/18/90	Cle	7	18.6	1
150	Dave Casper (TE)	11/30/80	Cle	7	21.4	1	130	Charley Hennigan	10/17/65	Den	7	18.6	0
150	Bill Groman	12/18/60	BPA	7	21.4	0	130	Butch Woolfolk (RB)	12/01/85	Cin	9	14.4	1
150	Jerry LeVias	11/16/69	Den	7	21.4	1	130	<b>Nate Washington</b>	12/11/11	NO	6	21.7	1
150	Tim Smith	12/11/83	Cle	7	21.4	2	129	Ken Burrough	12/21/75	Cle	5	25.8	1
148	Drew Bennett	11/14/04	Chi	6	24.7	1	129	Mac Haik	12/07/68	Buf	6	21.5	1
							129	Drew Hill	12/01/85	Cin	7	18.4	0



## TOP PERFORMANCES: RECEIVING

129	Drew Hill	10/27/91	Cin	6	21.5	1	110	Jerry LeVias	12/06/69	NYJ	9	12.2	1
128	<b>Kenny Britt</b>	12/19/10	Hou	6	21.3	0	110	Webster Slaughter	09/18/94	Buf	4	27.5	0
128	<b>Kenny Britt</b>	11/29/09	Ari	7	18.3	1	109	Drew Bennett	10/03/04	SD	9	12.1	0
128	Charley Frazier	09/25/66	Buf	6	21.3	1	109	Ken Burrough	11/11/79	Oak	3	36.3	2
128	Ernest Givins	10/08/89	NE	5	25.6	0	109	Eddie George (RB)	11/26/00	Jac	7	15.6	0
128	Drew Hill	10/15/89	Chi	5	25.6	1	109	Ernest Givins	09/09/90	Atl	4	27.3	2
128	Mike Holston	12/20/81	Pit	5	25.6	0	109	Bill Groman	10/13/61	BPA	5	21.8	1
127	Billy Parks	11/04/73	Bal	5	25.4	1	109	Charley Hennigan	09/24/61	SD	6	18.2	0
127	Chris Sanders	12/08/96	Jac	7	18.1	0	109	Charley Hennigan	10/08/61	Buf	4	27.3	0
126	Ernest Givins	11/22/87	Cle	3	42.0	1	109	Drew Hill	12/20/87	Pit	4	27.3	2
125	Tim Smith	12/15/85	Cle	7	17.9	1	109	Drew Hill	12/27/87	Cin	6	18.2	0
124	Drew Bennett	12/05/04	Ind	3	41.3	3	109	Derrick Mason	09/08/02	Phi	7	15.6	0
124	Oliver Williams	10/18/87	NE	9	13.8	1	108	Willard Dewveall (TE)	12/17/61	Oak	3	36.0	2
124	Roydell Williams	10/21/07	Hou	5	24.8	0	108	Ernest Givins	09/11/88	LAA	9	12.0	1
124	Butch Woolfolk (RB)	10/06/85	Den	8	15.5	1	108	Ernest Givins	12/14/86	Min	6	18.0	1
123	Ken Burrough	11/18/79	Cin	6	20.5	0	108	Ronnie Harmon (RB)	11/10/96	NO	7	15.4	1
123	Bill Groman	10/22/61	DLT	4	30.8	2	108	Charley Hennigan	10/22/61	DLT	4	27.0	1
123	Charley Hennigan	12/17/61	Oak	5	24.6	0	108	Webster Slaughter	12/05/93	Atl	8	13.5	1
123	Charley Hennigan	11/19/61	NYT	8	15.4	1	108	Tim Smith	12/02/84	Pit	7	15.4	0
123	Charley Hennigan	09/28/63	Buf	8	15.4	3	107	Ken Burrough	10/10/76	Den	5	21.4	0
123	Drew Hill	09/23/90	Ind	10	12.3	0	107	Billy Cannon (RB)	12/02/62	Den	5	21.4	2
123	Webster Slaughter	10/22/94	NYJ	8	15.4	0	107	Ernest Givins	09/26/93	LAN	3	35.7	1
122	Ken Burrough	12/19/71	SD	4	30.5	1	107	Drew Hill	11/15/87	Pit	4	26.8	1
122	Billy Cannon (RB)	11/19/61	NYT	7	17.4	3	107	Derrick Mason	12/16/01	GB	8	13.4	1
122	Charley Hennigan	12/08/63	BPA	9	13.6	2	107	Alvin Reed (TE)	09/09/68	KC	4	26.8	0
122	Haywood Jeffires	11/24/91	Pit	8	15.3	1	107	Tim Smith	11/11/84	KC	8	13.4	0
122	Jerry LeVias	10/26/69	Den	4	30.5	1	107	<b>Damian Williams</b>	11/13/11	Car	5	21.4	1
122	Derrick Mason	12/02/01	Cle	3	40.7	2	106	Drew Bennett	09/10/06	NYJ	8	13.3	0
122	Alvin Reed (TE)	09/29/68	Oak	8	15.3	0	106	Ken Burrough	12/03/72	Atl	4	26.5	0
121	Derrick Mason	12/19/04	Oak	9	13.4	1	106	Charley Frazier	10/20/63	Buf	3	35.3	1
120	Dave Casper (TE)	12/21/80	Min	7	17.1	1	106	Bill Groman	10/09/60	NYT	6	17.7	0
120	Tim Smith	12/08/85	NYG	7	17.1	1	106	Gary Wellman	01/02/94	NYJ	8	13.3	0
120	Butch Woolfolk (RB)	09/08/85	Mia	3	40.0	1	106	Lorenzo White (RB)	09/13/92	Ind	4	26.5	1
119	Charley Frazier	11/20/66	Buf	4	29.8	1	105	Mike Barber (TE)	11/10/80	NE	3	35.0	1
119	Ernest Givins	12/18/88	Cle	6	19.8	0	105	Drew Bennett	09/21/03	NO	8	13.1	1
119	Charley Hennigan	09/19/64	Oak	7	17.0	1	105	<b>Kenny Britt</b>	10/04/09	Jac	7	15.0	0
119	Alvin Reed (TE)	10/20/69	NYJ	7	17.0	0	105	Chris Brown (RB)	11/27/05	SF	3	35.0	1
118	Ernest Givins	11/20/88	Pho	5	23.6	2	105	Carl Pickens	09/24/00	Pit	2	52.5	0
118	Derrick Mason	09/15/02	Dal	7	16.9	0	105	Bo Scaife (TE)	09/07/08	Jac	6	17.5	0
117	Ken Burrough	11/04/73	Bal	7	16.7	0	105	Lorenzo White (RB)	12/20/92	Cle	6	17.5	0
117	Ernest Givins	09/13/87	LAN	6	19.5	1	104	Kevin Dyson	09/10/00	KC	6	17.3	1
117	Bill Groman	11/12/61	BPA	6	19.5	1	104	Justin Gage	12/30/07	Ind	7	14.9	0
117	Haywood Jeffires	09/06/92	Pit	7	16.7	0	104	Justin Gage	12/21/08	Pit	5	20.8	1
117	<b>Nate Washington</b>	11/21/10	Was	5	23.4	0	104	Ernest Givins	10/16/88	Pit	5	20.8	1
117	<b>Nate Washington</b>	10/31/10	SD	4	29.3	1	104	Leonard Harris	10/11/87	Cle	6	17.3	0
116	Derrick Mason	12/01/02	NYG	12	9.7	1	104	Charley Hennigan	11/15/64	Oak	6	17.3	0
116	Ben Troupe (TE)	12/18/05	Sea	6	19.3	0	104	Billy Johnson	11/28/76	Atl	5	20.8	1
115	Drew Bennett	11/12/06	Bal	6	19.2	0	104	Derrick Mason	09/19/04	Ind	8	13.0	0
115	Bill Groman	09/11/60	Oak	6	19.2	1	104	Chris Sanders	09/24/95	Cin	2	52.0	2
115	<b>Nate Washington</b>	11/20/11	Atl	9	12.8	2	103	Jim Beirne	11/28/68	KC	4	25.8	1
114	Jim Beirne	11/09/69	Cin	6	19.0	2	103	Drew Hill	12/08/85	NYG	6	17.2	0
114	Billy Cannon (RB)	12/10/61	NYT	5	22.8	2	103	Haywood Jeffires	09/11/94	Dal	6	17.2	0
114	Drew Hill	12/21/86	Buf	5	22.8	0	103	Derrick Mason	10/01/00	NYG	6	17.2	1
114	Derrick Mason	11/25/01	Pit	7	16.3	0	103	<b>Jared Cook (TE)</b>	12/18/11	Ind	9	11.4	0
114	Bob McLeod (TE)	12/09/62	Oak	5	22.8	1	102	Dave Casper (TE)	12/19/82	Phi	5	20.4	1
113	Drew Bennett	12/10/06	Hou	6	18.8	0	102	Willie Frazier (TE)	11/06/64	BPA	2	51.0	1
113	Charley Hennigan	09/09/61	Oak	4	28.3	1	102	Ernest Givins	11/23/86	Ind	7	14.6	0
113	Charley Hennigan	11/25/60	BPA	7	16.1	0	102	Bill Groman	10/23/60	NYT	5	20.4	3
113	Drew Hill	11/24/88	Dal	9	12.6	1	102	Drew Hill	11/26/90	Buf	6	17.0	0
112	Ken Burrough	12/14/75	Oak	4	28.0	2	102	Drew Hill	12/13/87	NO	4	25.5	0
112	Pat Coleman	09/25/94	Cin	4	28.0	0	102	Chris Sanders	12/01/96	NYJ	3	34.0	1
112	Kevin Dyson	11/25/01	Pit	4	28.0	1	102	Tim Smith	09/09/84	Ind	6	17.0	0
112	John White (TE)	09/24/61	SD	6	18.7	1	102	Yancey Thigpen	09/27/98	Jac	6	17.0	2
111	Ken Burrough	10/26/75	Det	3	37.0	1	101	Ernest Givins	10/14/90	Cin	6	16.8	1
111	Charley Hennigan	11/22/64	KC	8	13.9	2	101	Bill Groman	12/10/61	NYT	5	20.2	0
110	Kevin Dyson	12/02/01	Cle	6	18.3	0	101	Bill Groman	12/11/60	Buf	3	33.7	1
110	Charley Hennigan	11/13/60	LAC	8	13.8	0	101	Charley Hennigan	10/01/61	DLT	3	33.7	1

## TOP PERFORMANCES: RECEIVING

101	Charley Hennigan	09/07/63	Oak	7	14.4	1	100	Ernest Givins	10/25/92	Cin	8	12.5	1
101	Drew Hill	11/05/89	Det	9	11.2	1	100	Ernest Givins	11/26/92	Det	4	25.0	0
101	Drew Hill	11/08/87	SF	4	25.3	0	100	Bill Groman	10/29/61	Buf	2	50.0	2
101	Mike Holston	11/29/81	Atl	8	12.6	1	100	Drew Hill	11/20/88	Pho	5	20.0	1
101	Roy Hopkins (RB)	11/08/70	KC	6	16.8	0	100	<b>Chris Johnson (RB)</b>	11/15/09	Buf	9	11.1	0
101	Brandon Jones	12/24/06	Buf	5	20.2	1	100	Charlie Joiner	10/25/70	SD	5	20.0	1
101	Jerry LeVias	11/29/70	Den	3	33.7	2	100	Chris Sanders	12/19/99	Atl	5	20.0	1
101	Jerry LeVias	11/23/69	Mia	4	25.3	1	100	Chris Sanders	12/14/97	Bal	7	14.3	0
101	Chris Sanders	10/18/98	Cin	3	33.7	0	100	Chris Sanders	10/13/96	Atl	4	25.0	1
101	Tim Smith	10/21/84	SF	6	16.8	1	100	Frank Wycheck (TE)	10/21/01	Det	7	14.3	1
100	Dave Casper (TE)	11/28/82	NE	6	16.7	1							
100	Curtis Duncan	12/13/92	GB	6	16.7	0							
100	Charley Frazier	09/03/66	Den	6	16.7	3							

## CAREER 100-YARD RUSHING GAMES

No.	Player	W-L-T
39	Earl Campbell	28-11-0
36	Eddie George	30-6-0
28	<b>Chris Johnson</b>	21-7-0
11	Hoyle Granger	8-2-1
8	Mike Rozier	6-2-0
7	Chris Brown	4-3-0
7	LenDale White	6-1-0
7	Lorenzo White	4-3-0
6	Gary Brown	6-0-0
6	Ronnie Coleman	5-1-0
6	Charlie Tolar	6-0-0
6	Travis Henry	3-3-0
5	Billy Cannon	5-0-0
3	Rob Carpenter	2-1-0
3	Larry Moriarty	2-1-0
3	Dave Smith	3-0-0
2	Sid Blanks	2-0-0
2	Woody Campbell	2-0-0
2	Allen Pinkett	2-0-0
2	Rodney Thomas	2-0-0
1	Ode Burrell	0-1-0
1	Joe Dawkins	0-1-0
1	Don Hardeman	1-0-0
1	Skip Hicks	1-0-0
1	Roy Hopkins	1-0-0
1	Paul Robinson	0-1-0
1	Fred Willis	0-1-0
1	Butch Woolfolk	1-0-0

## CAREER 300-YARD PASSING GAMES

No.	Player	W-L-T
38	Warren Moon	20-18-0
15	George Blanda	5-10-0
10	Steve McNair	4-6-0
3	<b>Matt Hasselbeck</b>	3-0-0
3	Billy Volek	0-3-0
3	Dan Pastorini	0-3-0
2	Cody Carlson	1-1-0
2	Jacky Lee	1-0-1
2	Archie Manning	0-2-0
2	Neil O'Donnell	1-1-0
2	Vince Young	1-1-0
1	Pete Beathard	0-0-1
1	Chris Chandler	1-0-0
1	Kerry Collins	0-1-0
1	Lynn Dickey	1-0-0
1	Gifford Nielsen	1-0-0
1	Jerry Rhome	0-1-0
1	Ken Stabler	0-1-0
1	Don Trull	0-1-0

## CAREER 100-YARD RECEIVING GAMES

No.	Player	W-L-T
26	Charles Hennigan	12-14-0
24	Drew Hill	15-9-0
18	Ernest Givins	7-11-0
14	Ken Burrough	12-2-0
13	Derrick Mason	7-6-0
10	Tim Smith	3-7-0
9	Drew Bennett	3-6-0
8	Charles Frazier	3-5-0
8	Bill Groman	8-0-0
8	Chris Sanders	6-2-0
6	<b>Kenny Britt</b>	4-2-0
6	Haywood Jeffires	3-3-0
5	Jerry LeVias	3-1-1
4	Kevin Dyson	3-1-0
4	Alvin Reed	1-3-0
4	Webster Slaughter	2-2-0
4	<b>Nate Washington</b>	0-4-0
3	Curtis Duncan	1-2-0
3	Justin Gage	3-0-0
2	Mike Barber	2-0-0
2	Jim Bierne	0-1-1
2	<b>Jared Cook</b>	1-1-0
2	Willard Dewveall	1-1-0
2	Billy Johnson	2-0-0
2	Charlie Joiner	0-1-1
2	Yancey Thigpen	0-2-0
2	Lorenzo White	2-0-0
2	Butch Woolfolk	1-1-0
1	Sid Blanks	0-1-0
1	Chris Brown	1-0-0
1	Pat Coleman	1-0-0
1	Willie Fraizer	1-0-0
1	Eddie George	0-1-0
1	Mac Haik	1-0-0
1	Ronnie Harmon	1-0-0
1	Leonard Harris	1-0-0
1	Mike Holston	0-1-0
1	Roy Hopkins	0-1-0
1	<b>Chris Johnson</b>	1-0-0
1	Brandon Jones	1-0-0
1	Mike Montgomery	0-1-0
1	Dave Parks	1-0-0
1	Carl Pickens	1-0-0
1	Bo Scaife	1-0-0
1	Ben Troupe	0-1-0
1	Gary Wellman	1-0-0
1	John White	0-1-0
1	<b>Damian Williams</b>	1-0-0
1	Oliver Williams	0-1-0
1	Roydell Williams	1-0-0
1	Frank Wycheck	1-0-0

## TOP PERFORMANCES BY TEAMMATES

### GAMES WITH MORE THAN ONE 100-YARD RUSHER

Dec. 15, 1962	@ New York, Billy Cannon (9-103) and Charlie Tolar (29-107)
Nov. 12, 1967	@ Denver, Woody Campbell (16-101) and Hoyle Granger (22-142)
Dec. 3, 1967	vs. Miami, Woody Campbell (18-141) and Hoyle Granger (25-111)
Sep. 28, 1975	vs. San Diego, Ronnie Coleman (16-112) and Don Hardeman (27-107)
Nov. 27, 1977	vs. Kansas City, Rob Carpenter (14-149) and Ronnie Coleman (15-101)
Oct. 19, 2008	@ Kansas City, <b>Chris Johnson</b> (18-168) and LenDale White (17-149)
Nov. 27, 2008	@ Detroit, <b>Chris Johnson</b> (16-125) and LenDale White (23-106)

### GAMES WITH MORE THAN ONE 100-YARD RECEIVER

Nov. 25, 1960	@ Boston, Bill Groman (9-171) and Charles Hennigan (7-113)
Sep. 24, 1961	@ San Diego, Charles Hennigan (6-109) and John White (6-112)
Oct. 13, 1961	@ Boston, Bill Groman (8-148) and Charles Hennigan (13-272)
Oct. 22, 1961	vs. Dallas, Bill Groman (4-123) and Charles Hennigan (4-108)
Sep. 12, 1964	@ San Diego, Sid Banks (12-131) and Charles Hennigan (7-104)
Nov. 6, 1964	@ Boston, Charles Frazier (9-143) and Willie Frazier (2-102)
Nov. 4, 1973	@ Baltimore, Ken Burrough (7-117) and Dave Parks (5-127)
Nov. 20, 1978	vs. Miami, Mike Barber (4-112) and Ken Burrough (6-103)
Nov. 20, 1988	vs. Phoenix, Ernest Givens (5-118) and Drew Hill (5-100)
Nov. 25, 2001	vs. Pittsburgh, Kevin Dyson (4-112) and Derrick Mason (7-114)
Dec. 2, 2001	@ Cleveland, Kevin Dyson (6-110) and Derrick Mason (3-122)
Dec. 19, 2004	@ Oakland, Derrick Mason (9-121) and Drew Bennett (13-160)

### GAMES WITH 100-YARD RUSHER, 100-YARD RECEIVER & 300-YARD PASSER

Dec. 17, 1961	at Oakland, George Blanda (350 yards passing), Billy Cannon (145 rushing), Charles Hennigan (123 receiving), Willard Dewveall (108 receiving)
Sep. 4, 1983	vs. Green Bay, Archie Manning (348 yards passing), Earl Campbell (123 rushing), Tim Smith (197 receiving)
Nov. 29, 1987	at Indianapolis, Warren Moon (327 yards passing), Mike Rozier (122 rushing), Drew Hill (134 receiving)
Nov. 26, 1990	vs. Buffalo, Warren Moon (300 yards passing), Lorenzo White (125 rushing), Drew Hill (102 receiving)
Sep. 6, 1992	vs. Pittsburgh, Warren Moon (330 yards passing), Lorenzo White (100 rushing) and Haywood Jeffires (117 receiving)
Nov. 29, 2009	vs. Arizona, Vince Young (387 yards passing), <b>Chris Johnson</b> (154 rushing) and <b>Kenny Britt</b> (128 receiving)

## LARGEST WIN/LOSS MARGINS

#### LARGEST MARGIN OF VICTORY

MARGIN	SCORE	DATE	OPPONENT
1. 55 points	55-0	9/9/61	OAKLAND
2. 47 points	47-0	11/6/77	CHICAGO
3. 44 points	58-14	12/9/90	CLEVELAND
4. 42 points	55-13	11/5/61	at Denver
5. 39 points	56-17	10/14/62	N.Y. TITANS
6. 38 points	45-7	9/3/66	DENVER
7. 37 points	47-10	11/27/08	at Detroit
8. 36 points	49-13	11/19/61	N.Y. TITANS
9. 35 points	41-6	12/11/88	CINCINNATI
35 points	38-3	11/14/93	at Cincinnati

#### LARGEST MARGIN OF DEFEAT

MARGIN	SCORE	DATE	OPPONENT
1. 59 points	59-0	10/18/09	at New England
2. 54 points	61-7	12/17/89	at Cincinnati
3. 44 points	44-0	11/1/70	at St. Louis
44 points	61-17	12/17/72	CINCINNATI
5. 42 points	45-3	11/1/63	at Boston
42 points	52-10	12/20/70	at Dallas
42 points	45-3	9/18/88	at N.Y. Jets
8. 41 points	51-10	10/13/74	at Minnesota
9. 39 points	52-13	9/18/66	at N.Y. Jets
10. 34 points	34-0	10/9/72	OAKLAND
34 points	34-0	11/26/89	at Kansas City
34 points	41-7	10/23/11	HOUSTON



TENNESSEE  
**TITANS**

**HISTORY**











## 2007 SEASON (10-6 REGULAR SEASON, 0-1 PLAYOFFS) • 3RD PLACE AFC SOUTH

DATE	OPPONENT	SCORE	W/L	ATT
Sep. 9	at Jacksonville	13-10	W	65,437
Sep. 16	INDIANAPOLIS	20-22	L	69,143
Sep. 24	at New Orleans	31-14	W	70,002
Sep. 30	BYE			
Oct. 7	ATLANTA	20-13	W	69,143
Oct. 14	at Tampa Bay	10-13	L	65,347
Oct. 21	at Houston	38-36	W	70,734
Oct. 28	OAKLAND	13-9	W	69,143
Nov. 4	CAROLINA	20-7	W	69,143
Nov. 11	JACKSONVILLE	13-28	L	69,143
Nov. 19	at Denver	20-34	L	76,590
Nov. 25	at Cincinnati	6-35	L	65,489
Dec. 2	HOUSTON	28-20	W	69,143
Dec. 9	SAN DIEGO	17-23*	L	69,143
Dec. 16	at Kansas City	26-17	W	74,976
Dec. 23	N.Y. JETS	10-6	W	69,143
Dec. 30	at Indianapolis	16-10	W	57,202
Jan. 6	at San Diego	6-17	L	65,640

\* Overtime

	TITANS	OPP
<b>Total First Downs</b>	<b>306</b>	<b>268</b>
Rushing	118	80
Passing	171	165
Penalty	17	23
3rd Down: Made/Att	89/217	97/230
3rd Down Pct.	41.0	42.2
4th Down: Made/Att	2/11	8/16
4th Down Pct.	18.2	50.0
<b>Possession Avg.</b>	<b>31:38</b>	<b>28:22</b>
<b>Total Net Yards</b>	<b>4987</b>	<b>4665</b>
Avg. Per Game	311.7	291.6
Total Plays	1037	978
Avg. Per Play	4.8	4.8
<b>Net Yards Rushing</b>	<b>2109</b>	<b>1478</b>
Avg. Per Game	131.8	92.4
Total Rushes	543	369
Avg. Per Play	3.9	4.0
<b>Net Yards Passing</b>	<b>2878</b>	<b>3187</b>
Avg. Per Game	179.9	199.2
Sacked/Yards Lost	30/199	40/241
Gross Yards	3077	3428
Att./Comp.	464/288	569/349
Completion Pct.	62.1	61.3
Had Intercepted	17	22
<b>Punts/Average</b>	<b>73/41.9</b>	<b>81/44.6</b>
<b>Net Punting Avg.</b>	<b>36.5</b>	<b>37.6</b>
<b>Penalties/Yards</b>	<b>101/773</b>	<b>90/745</b>
<b>Fumbles/Ball Lost</b>	<b>32/17</b>	<b>26/12</b>
<b>Touchdowns</b>	<b>28</b>	<b>35</b>
Rushing	17	11
Passing	9	21
Returns	2	3

BY PERIODS	1	2	3	4	OT	PTS
<b>Titans</b>	<b>59</b>	<b>64</b>	<b>98</b>	<b>80</b>	<b>0</b>	<b>301</b>
<b>Opponents</b>	<b>65</b>	<b>78</b>	<b>64</b>	<b>84</b>	<b>6</b>	<b>297</b>

SCORING	TD	RU	PA	RT	PAT	FG	S	TP
Bironas	0	0	0	0	28/28	35/39	0	133
White	7	7	0	0	0/0	0/0	0	42
C.Brown	5	5	0	0	0/0	0/0	0	30
R.Williams	4	0	4	0	0/0	0/0	0	24
Young	3	3	0	0	0/0	0/0	0	18
Henry	2	2	0	0	0/0	0/0	0	12
Jones	2	0	2	0	0/0	0/0	0	12
Fuller	2	0	0	2	0/0	0/0	0	12
Gage	2	0	2	0	0/0	0/0	0	12
Scaife	1	0	1	0	0/0	0/0	0	6
<b>Titans</b>	<b>28</b>	<b>17</b>	<b>9</b>	<b>2</b>	<b>28/28</b>	<b>35/39</b>	<b>0</b>	<b>301</b>
<b>Opponents</b>	<b>35</b>	<b>11</b>	<b>21</b>	<b>3</b>	<b>31/33</b>	<b>18/25</b>	<b>0</b>	<b>297</b>

2-point conversions: Titans 0-0, Opponents 1-1

FUM/LOST: Young 10/3, Davis 6/3, White 5/5, Mawae 2/1, Scaife 2/2, Bell 1/1, C. Brown 1/1, Bulluck 1/0, Collins 1/1, Gage 1/0, Griffin 1/0, B. Jones 1/0, M. Williams (LG) 1/1

RUSHING	No	Yds	Avg	Lg	TD
White	303	1110	3.7	28	7
C.Brown	102	462	4.5	42	5
Young	93	395	4.2	21	3
Henry	31	119	3.8	24t	2
Jones	2	37	18.5	19	0
Davis	2	19	9.5	14	0
Hall	1	8	8.0	8	0
Barclay	1	3	3.0	3	0
Troupe	1	-1	-1.0	-1	0
Collins	3	-3	-1.0	-1	0
Hentrich	1	-8	-8.0	-8	0

PASSING	Att	Cmp	Pct	Yards	Yds/Att	TD	Int	Lg	Sk/Yds	Rating
Young	382	238	62.3	2546	6.7	9	17	73	25/157	71.1
Collins	82	50	61.0	531	6.5	0	0	46	5/42	79.9
<b>Titans</b>	<b>464</b>	<b>268</b>	<b>62.1</b>	<b>3077</b>	<b>6.6</b>	<b>9</b>	<b>17</b>	<b>73</b>	<b>30/199</b>	<b>72.6</b>
<b>Opponents</b>	<b>569</b>	<b>349</b>	<b>61.3</b>	<b>3428</b>	<b>6.0</b>	<b>21</b>	<b>22</b>	<b>69t</b>	<b>40/241</b>	<b>74.5</b>

Bell	1	-15	-15.0	-15	0
R.Williams	2	-17	-8.5	-6	0
<b>Titans</b>	<b>543</b>	<b>2109</b>	<b>3.9</b>	<b>42</b>	<b>17</b>
<b>Opponents</b>	<b>369</b>	<b>1478</b>	<b>4.0</b>	<b>62t</b>	<b>11</b>

RECEIVING	No	Yds	Avg	Lg	TD
Gage	55	750	13.6	73	2
R.Williams	55	719	13.1	48	4
Scaife	46	421	9.2	26	1
Moulds	32	342	10.7	46	0
Jones	21	248	11.8	35t	2
White	20	114	5.7	15	0
C.Brown	19	128	6.7	16	0
Hartstock	12	138	11.5	27	0
Hall	9	60	6.7	11	0
Henry	6	53	8.8	18	0
Troupe	5	47	9.4	13	0
Davis	5	38	7.6	13	0
Barclay	2	13	6.5	7	0
Ealy	1	6	6.0	6	0
<b>Titans</b>	<b>288</b>	<b>3077</b>	<b>10.7</b>	<b>73</b>	<b>9</b>
<b>Opponents</b>	<b>349</b>	<b>3428</b>	<b>9.8</b>	<b>69t</b>	<b>21</b>

INTERCEPTIONS	No	Yds	Avg	Lg	TD
Bulluck	5	63	12.6	35	0
Harper	3	62	20.7	32	0
Griffin	3	3	1.0	3	0
Fuller	2	137	68.5	76t	2
Hope	2	45	22.5	45	0
Lowry	2	18	9.0	17	0
Thornton	2	16	8.0	11	0
Finnegan	1	14	14.0	14	0
Hill	1	0	0.0	0	0
LaBoy	1	0	0.0	0	0
<b>Titans</b>	<b>22</b>	<b>358</b>	<b>16.3</b>	<b>76t</b>	<b>2</b>
<b>Opponents</b>	<b>17</b>	<b>116</b>	<b>6.8</b>	<b>23</b>	<b>0</b>

PUNTING	No	Yds	Avg	Net	TB	In	Lg	B
Hentrich	70	2939	42.0	36.5	6	24	66	0
Miller	3	121	40.3	37.0	0	1	52	0
<b>Titans</b>	<b>73</b>	<b>3060</b>	<b>41.9</b>	<b>36.5</b>	<b>6</b>	<b>25</b>	<b>66</b>	<b>0</b>
<b>Opponents</b>	<b>81</b>	<b>3615</b>	<b>44.6</b>	<b>37.6</b>	<b>10</b>	<b>23</b>	<b>70</b>	<b>0</b>

PUNT RETURNS	No	FC	Yds	Avg	Lg	TD
Davis	31	12	293	9.5	39	0
Jones	6	0	29	4.8	13	0
Barclay	3	1	34	11.3	19	0
Finnegan	2	3	11	5.5	9	0
<b>Titans</b>	<b>42</b>	<b>16</b>	<b>367</b>	<b>8.7</b>	<b>39</b>	<b>0</b>
<b>Opponents</b>	<b>31</b>	<b>16</b>	<b>274</b>	<b>8.8</b>	<b>80t</b>	<b>1</b>

KICKOFF RETURNS	No	Yds	Avg	Lg	TD
Griffin	18	422	23.4	48	0
Barclay	14	304	21.7	37	0
Henry	13	272	20.9	46	0
Davis	2	37	18.5	19	0
Troupe	2	21	10.5	12	0
Lowry	1	15	15.0	15	0
Hartsock	1	14	14.0	14	0
Cramer	1	13	13.0	13	0
<b>Titans</b>	<b>52</b>	<b>1098</b>	<b>21.1</b>	<b>48</b>	<b>0</b>
<b>Opponents</b>	<b>58</b>	<b>1404</b>	<b>24.2</b>	<b>76</b>	<b>0</b>

FIELD GOALS	1-19	20-29	30-39	40-49	50+
Bironas	0-0	10-12	12-12	9-10	4-5
<b>Titans</b>	<b>0-0</b>	<b>10-12</b>	<b>12-12</b>	<b>9-10</b>	<b>4-5</b>
<b>Opponents</b>	<b>0-0</b>	<b>7-8</b>	<b>5-6</b>	<b>3-5</b>	<b>3-6</b>

Bironas/Titans: (20G, 31G), (30G, 36G), (33G, 27N), (30G, 40G, 47N), (48G), (52G, 25G, 21G, 30G, 28G, 43G, 29G, 29G), (35G, 23G), (47G, 53G), (36G, 49G), (56G, 37G), (28G, 23G), (53N), (44G, 29N), (37G, 37G, 40G, 25G), (46G) (40G, 54G, 33G)  
Opponents: (22G), (22G, 39G, 20G, 36N), (1), (32G, 53N, 28G, 48N, 50N), (23G, 43G), (1), (50G, 43G, 54G), (40N), (1), (21G, 39G), (26N), (45G, 50G), (20G), (36G), (51N), (37G)

SACKS
Vanden Bosch 12.0, Odom 8.0, Haynesworth 6.0, LaBoy 6.0, T.Brown 4.0, Finnegan 1.0, Fuller 1.0, Nickey 1.0, Thornton 1.0
<b>Titans 40.0, Opponents 30.0</b>

TACKLES (Solo-Assists-Total)
Thornton 97-43-140, Vanden Bosch 65-50-115, Bulluck 75-34-109, Finnegan 84-25-109, T.Brown 46-37-83, Harper 75-5-80, Fowler 42-31-73, Haynesworth 41-28-69, Hope 39-21-60, Lowry 41-20-61, Griffin 34-15-49, Odom 24-20-44, Starks 21-18-39, Tulloch 28-8-36, Fuller 27-8-35, LaBoy 15-5-20, Hill 13-1-14, Fisher 5-4-9, Veal 4-4-8, King 5-2-7, Conover 2-2-4, Herndon 3-0-3, Vickerson 2-1-3, Gardner 1-0-1, Nickey 1-0-1, Simon 0-1-1, Amato 0-0-0, Mahelona 0-0-0, Woods 0-0-0
<b>Team Totals: 790-383-1173</b>

### USUAL STARTING LINEUP

OFFENSE	
WR	Roydell Williams (86)
LT	Michael Roos (71)
LG	Jacob Bell (60)
C	Kevin Mawae (68)
RG	Benji Olson (75)
RT	David Stewart (76)
TE	Bo Scaife (80)
WR	Justin Gage (12)
TE	Ben Hartsock (88)
QB	Vince Young (10)
RB	LenDale White (25)

DEFENSE	
LE	Antwan Odom (98)
LT	Tony Brown (97)
<b>RT</b>	<b>Albert Haynesworth (92)</b>
<b>RE</b>	<b>Kyle Vanden Bosch (93)</b>
LLB	David Thornton (50)
MLB	Ryan Fowler (52)
RLB	Keith Bulluck (53)
LCB	Nick Harper (20)
RCB	Cortland Finnegan (31)
SS	Chris Hope (24)
FS	Michael Griffin (33)

SPECIALISTS	
<b>K</b>	<b>Rob Bironas (2)</b>
<b>P</b>	<b>Craig Hentrich (15)</b>

Pro Bowl  
All-Pro

**GM:** Mike Reinfeldt; **Head Coach:** Jeff Fisher  
**Asst. Coaches:** Norm Chow (off. coord.), Jim Schwartz (def. coord.), Dave McGinnis (Asst. head coach/LB), Sherman Smith (Asst. head coach/RB), Matt Burke (def. asst.), Chuck Cecil (DB), Marty Galbraith (ST asst.), Fred Graves (WR), Craig Johnson (QB), Alan Lowry (ST), Mike Munchak (OL), Marcus Robertson (Asst. Secondary), Jim Washburn (DL), Steve Watterson (strength & rehab.), John Zernhelt (TE)

### AMERICAN FOOTBALL CONFERENCE STANDINGS

AFC EAST	W	L	T	PCT.
New England	16	0	0	1.000
Buffalo	7	9	0	.438
N.Y. Jets	4	12	0	.259
Miami	1	15	0	.063
AFC NORTH	W	L	T	Pct.
Pittsburgh	10			

**2006 SEASON (8-8 REGULAR SEASON, 0-0 PLAYOFFS) • 2ND PLACE AFC SOUTH**

DATE	OPPONENT	SCORE	W/L	ATT
Sep. 10	N.Y. JETS	16-23	L	69,143
Sep. 17	at San Diego	7-40	L	64,344
Sep. 24	at Miami	10-13	L	72,733
Oct. 1	DALLAS	14-45	L	69,143
Oct. 8	at Indianapolis	13-14	L	57,021
Oct. 15	at Washington	25-22	W	88,550
Oct. 22	BYE			
Oct. 29	HOUSTON	28-22	W	69,143
Nov. 5	at Jacksonville	7-37	L	66,524
Nov. 12	BALTIMORE	26-27	L	69,143
Nov. 19	at Philadelphia	31-13	W	69,232
Nov. 26	N.Y. GIANTS	24-21	W	69,143
Dec. 3	INDIANAPOLIS	20-17	W	69,143
Dec. 10	at Houston	26-20*	W	70,760
Dec. 17	JACKSONVILLE	24-17	W	69,143
Dec. 24	at Buffalo	30-29	W	54,765
Dec. 31	NEW ENGLAND	23-40	L	69,143

	TITANS	OPP
<b>Total First Downs</b>	<b>261</b>	<b>329</b>
Rushing	105	121
Passing	133	181
Penalty	23	27
3rd Down: Made/Att	67/205	90/221
3rd Down Pct.	32.7	40.7
4th Down: Made/Att	7/17	10/17
4th Down Pct.	41.2	58.8
<b>Possession Avg.</b>	<b>27:17</b>	<b>32:43</b>
<b>Total Net Yards</b>	<b>4810</b>	<b>5915</b>
Avg. Per Game	300.6	369.7
Total Plays	945	1062
Avg. Per Play	5.1	5.6
<b>Net Yards Rushing</b>	<b>2214</b>	<b>2313</b>
Avg. Per Game	138.4	144.6
Total Rushes	469	506
Avg. Per Play	4.7	4.6
<b>Net Yards Passing</b>	<b>2596</b>	<b>3602</b>
Avg. Per Game	162.3	225.1
Sacked/Yards Lost	29/152	26/148
Gross Yards	2748	3750
Att./Comp.	447/226	530/335
Completion Pct.	50.6	63.2
Had Intercepted	19	17
<b>Punts/Average</b>	<b>88/42.7</b>	<b>68/42.5</b>
<b>Net Punting Avg.</b>	<b>37.3</b>	<b>34.4</b>
<b>Penalties/Yards</b>	<b>94/803</b>	<b>102/906</b>
<b>Fumbles/Ball Lost</b>	<b>29/7</b>	<b>19/11</b>
<b>Touchdowns</b>	<b>36</b>	<b>46</b>
Rushing	15	20
Passing	13	24
Returns	8	2

BY PERIODS	1	2	3	4	OT	PTS
<b>Titans</b>	<b>52</b>	<b>87</b>	<b>81</b>	<b>98</b>	<b>6</b>	<b>324</b>
<b>Opponents</b>	<b>84</b>	<b>116</b>	<b>85</b>	<b>115</b>	<b>0</b>	<b>400</b>

SCORING	TD	RU	PA	RT	PAT	FG	S	TP
Bironas	0	0	0	0	32/32	22/28	0	98
Henry	7	7	0	0	0/0	0/0	0	44
Young	7	7	0	0	0/0	0/0	0	44
A.Jones	4	0	0	4	0/0	0/0	0	24
B.Jones	4	0	4	0	0/0	0/0	0	24
Bennett	3	0	3	0	0/0	0/0	0	20
Scaife	3	1	2	0	0/0	0/0	0	18
Troupe	2	0	2	0	0/0	0/0	0	12
Wade	2	0	2	0	0/0	0/0	0	12
T.Brown	1	0	0	1	0/0	0/0	0	6
Bulluck	1	0	0	1	0/0	0/0	0	6
Hope	1	0	0	1	0/0	0/0	0	6
Finnegan	1	0	0	1	0/0	0/0	0	6
<b>Titans</b>	<b>36</b>	<b>15</b>	<b>13</b>	<b>8</b>	<b>32/32</b>	<b>22/28</b>	<b>2</b>	<b>324</b>
<b>Opponents</b>	<b>46</b>	<b>20</b>	<b>24</b>	<b>2</b>	<b>41/44</b>	<b>27/33</b>	<b>0</b>	<b>400</b>

2-point conversions: Bennett, Henry, Young,  
Titans 3-3, Opponents 1-2

RUSHING	No	Yds	Avg	Lg	TD
Henry	270	1211	4.5	70t	7
Young	83	552	6.7	39t	7
White	61	244	4.0	26	0
C.Brown	41	156	3.8	21	0
Hall	7	21	3.0	11	0
Scaife	1	13	13.0	13t	1
A.Jones	2	8	4.0	7	0
Roby	1	3	3.0	3	0

PASSING	Att	Cmp	Pct	Yards	Yds/Att	TD	Int	Lg	Sk/Yds	Rating
Young	357	184	51.5	2199	6.2	12	13	53	25/129	66.7
Collins	90	42	46.7	549	6.1	1	6	36	4/23	42.3
<b>Titans</b>	<b>447</b>	<b>226</b>	<b>50.6</b>	<b>2748</b>	<b>6.1</b>	<b>13</b>	<b>19</b>	<b>53</b>	<b>29/152</b>	<b>61.8</b>
<b>Opponents</b>	<b>530</b>	<b>335</b>	<b>63.2</b>	<b>3750</b>	<b>7.1</b>	<b>24</b>	<b>17</b>	<b>68t</b>	<b>26/148</b>	<b>86.0</b>

B.Jones	1	3	3.0	3	0
Givens	1	3	3.0	3	0
Nickey	1	0	0.0	0	0
<b>Titans</b>	<b>469</b>	<b>2214</b>	<b>4.7</b>	<b>70t</b>	<b>15</b>
<b>Opponents</b>	<b>506</b>	<b>2313</b>	<b>4.6</b>	<b>73</b>	<b>20</b>

RECEIVING	No	Yds	Avg	Lg	TD
Bennett	46	737	16.0	39	3
Wade	33	461	14.0	25	2
Scaife	29	370	12.8	34	2
B.Jones	27	384	14.2	53	4
Henry	18	78	4.3	12	0
Hall	15	138	9.2	28	0
White	14	60	4.3	13	0
Troupe	13	150	11.5	32	2
R.Williams	8	121	15.1	20	0
Givens	8	104	13.0	27	0
Hartsock	6	68	11.3	23	0
A.Jones	2	31	15.5	17	0
Roby	2	28	14.0	21	0
Cramer	2	8	4.0	6	0
C.Brown	2	4	2.0	4	0
Wallace	1	6	6.0	6	0
<b>Titans</b>	<b>226</b>	<b>2748</b>	<b>12.2</b>	<b>53</b>	<b>13</b>
<b>Opponents</b>	<b>335</b>	<b>3750</b>	<b>11.2</b>	<b>68t</b>	<b>24</b>

INTERCEPTIONS	No	Yds	Avg	Lg	TD
Hope	5	105	21.0	61t	1
A.Jones	4	130	32.5	83t	1
Thompson	3	14	4.7	11	0
Hill	2	20	10.0	11	0
Sirmon	1	13	13.0	13	0
Bulluck	1	0	0.0	0	0
Tulloch	1	0	0.0	0	0
<b>Titans</b>	<b>17</b>	<b>282</b>	<b>16.6</b>	<b>83t</b>	<b>2</b>
<b>Opponents</b>	<b>19</b>	<b>250</b>	<b>13.2</b>	<b>55t</b>	<b>2</b>

PUNTING	No	Yds	Avg	Net	TB	In	Lg	B
Henrich	88	3760	42.7	37.3	10	32	73	0
<b>Titans</b>	<b>88</b>	<b>3760</b>	<b>42.7</b>	<b>37.3</b>	<b>10</b>	<b>32</b>	<b>73</b>	<b>0</b>
<b>Opponents</b>	<b>68</b>	<b>2888</b>	<b>42.5</b>	<b>34.4</b>	<b>4</b>	<b>18</b>	<b>61</b>	<b>1</b>

PUNT RETURNS	No	FC	Yds	Avg	Lg	TD
A.Jones	34	3	440	12.9	90t	3
Wade	3	3	27	9.0	18	0
<b>Titans</b>	<b>37</b>	<b>6</b>	<b>467</b>	<b>12.6</b>	<b>90t</b>	<b>3</b>
<b>Opponents</b>	<b>33</b>	<b>24</b>	<b>278</b>	<b>8.4</b>	<b>39</b>	<b>0</b>

KICKOFF RETURNS	No	Yds	Avg	Lg	TD
Wade	50	1194	23.9	48	0
A.Jones	20	521	26.1	70	0
Scaife	4	64	16.0	18	0
Cramer	3	37	12.3	21	0
White	1	14	14.0	14	0
Hartsock	1	5	5.0	5	0
<b>Titans</b>	<b>79</b>	<b>1835</b>	<b>23.2</b>	<b>70</b>	<b>0</b>
<b>Opponents</b>	<b>58</b>	<b>1263</b>	<b>21.8</b>	<b>52</b>	<b>0</b>

FIELD GOALS	1-19	20-29	30-39	40-49	50+
Bironas	0-0	10-11	7-7	4-8	1-2
<b>Titans</b>	<b>0-0</b>	<b>10-11</b>	<b>7-7</b>	<b>4-8</b>	<b>1-2</b>
<b>Opponents</b>	<b>1-1</b>	<b>10-11</b>	<b>6-10</b>	<b>10-10</b>	<b>0-1</b>

**Bironas/Titans:** ( ) ( ) (51N, 22G) (33G, 39G) (22G, 47G) (32G, 26G, 30G) ( ) ( ) (21G, 41N, 43B) (36G) (48N, 49G) (25G, 60G) (41G, 33G) (44N, 27G) (42G, 20G, 30G) (25G, 23N, 27G, 27G)  
**Opponents:** (18G, 34N, 30N) (28G, 31G, 35G, 44G) (40G, 30N, 39G) (26N, 43G) ( ) ( ) (27G) (47G, 21G, 39G) (27G, 40G) (42G, 38G) ( ) (53N, 20G) (49G, 46G) (43G) (21G, 36G, 45G, 21G, 24G) (28G, 26G, 33N)

**SACKS**  
 Vanden Bosch 6.5, LaBoy 3.5, Starks 3.0, Bulluck 2.5, Haynesworth 2.0, Finnegan 2.0, T.Brown 1.5, Mahelona 1.0, A.Jones 1.0, Bockwoldt 1.0, Odom 0.5, Smith 0.5, Sirmon 0.5, Tulloch 0.5  
**Titans 26.0, Opponents 29.0**

**TACKLES (Solo-Assists-Total)**  
 Bulluck 107-54-161, Hope 99-29-128, Thornton 93-29-122, Vanden Bosch 67-51-118, Sirmon 67-38-105, Thompson 58-19-77, Smith 43-33-76, P.Jones 54-13-67, Hill 41-18-59, Haynesworth 34-25-59, Finnegan 47-10-57, LaBoy 31-26-57, Starks 36-20-56, T. Brown 33-18-51, Tulloch 23-14-37, Conover 12-9-21, Mahelona 12-9-21, Fuller 11-4-15, Odom 9-6-15, Bockwoldt 4-3-7, Scott 2-3-5, Woolfolk 4-0-4, Savage 2-2-4, Amato 2-1-3, Reynolds 2-0-2, Lowry 0-1-1  
**Team Totals: 893-435-1328**

**USUAL STARTING LINEUP**

**OFFENSE**  
 WR Brandon Jones (81)  
 LT Michael Roos (71)  
 LG Jacob Bell (60)  
 C Kevin Mawae (68)  
 RG Benji Olson (75)  
 RT David Stewart (76)  
 TE Bo Scaife (80)  
 WR Drew Bennett (83)  
 FB Ahmad Hall (45)  
**QB Vince Young (10)**  
 RB Travis Henry (20)

**DEFENSE**  
 LE Kyle Vanden Bosch (93)  
 LT Robaire Smith (98)  
 RT Albert Haynesworth (92)  
 RE Travis LaBoy (91)  
 LLB David Thornton (50)  
 MLB Peter Sirmon (59)  
 RLB Keith Bulluck (53)  
 LCB Reynaldo Hill (21)  
 RCB Pacman Jones (32)  
 SS Chris Hope (24)  
 FS Lamont Thompson (28)

**SPECIALISTS**  
 K Rob Bironas (2)  
 P Craig Henrich (15)

**Pro Bowl**  
 All-Pro

**GM:** Floyd Reese; **Head Coach:** Jeff Fisher  
**Asst. Coaches:** Norm Chow (off. coord.), Jim Schwartz (def. coord.), Dave McGinnis (Asst. head coach/LB), Sherman Smith (Asst. head coach/RB), Matt Burke (def. asst.), Chuck Cecil (S/nickel), Marty Galbraith (ST asst.), Craig Johnson (QB), Alan Lowry (ST), Mike Munchak (OL), Ray Sherman (WR), Jim Washburn (DL), Steve Watterson (strength & rehab.), Everett Withers (DB), John Zernhelt (TE)

**AMERICAN FOOTBALL CONFERENCE STANDINGS**

AFC EAST	W	L	T	PCT.
New England	12	4	0	.750
* N.Y. Jets	10	6	0	.625
Buffalo	7	9	0	.438
Miami	6	10	0	.375
<b>AFC NORTH</b>	<b>W</b>	<b>L</b>	<b>T</b>	<b>Pct.</b>
Baltimore	13	3	0	.812
Cincinnati	8	8	0	.500
Pittsburgh	8	8	0	.500
Cleveland	4	12	0	.250
<b>AFC SOUTH</b>	<b>W</b>	<b>L</b>	<b>T</b>	<b>PCT.</b>
Indianapolis	12	4	0	.750
<b>Tennessee</b>	<b>8</b>	<b>8</b>	<b>0</b>	<b>.500</b>
Jacksonville	8	8	0	.500
Houston	6	10	0	.375
<b>AFC WEST</b>	<b>W</b>	<b>L</b>	<b>T</b>	<b>PCT.</b>
San Diego	14	2	0	.875
* Kansas City	9	7	0	.562
Denver	9	7	0	.562
Oakland	2	14	0	.125

**NATIONAL FOOTBALL CONFERENCE STANDINGS**

NFC EAST	W	L	T	PCT.
Philadelphia	10	6	0	.625
* Dallas	9	7	0	.562
* N.Y. Giants	8	8	0	.500
Washington	5	11	0	.312
<b>NFC NORTH</b>	<b>W</b>	<b>L</b>	<b>T</b>	<b>Pct.</b>
Chicago	13	3	0	.812
Green Bay	8	8	0	.500
Minnesota	6	10	0	.375
Detroit	3	13	0	.188
<b>NFC SOUTH</b>	<b>W</b>	<b>L</b>	<b>T</b>	<b>PCT.</b>
New Orleans	10	6	0	.625
Carolina	8	8	0	.500
Atlanta	7	9	0	.438
Tampa Bay	4	12	0	.250
<b>NFC WEST</b>	<b>W</b>	<b>L</b>	<b>T</b>	<b>PCT.</b>
Seattle	9	7	0	.562
St. Louis	8	8	0	.500
San Francisco	7	9	0	.438
Arizona	5	11	0	.312

\* Wild Card for Playoffs

# 2005 SEASON (4-12 REGULAR SEASON, 0-0 PLAYOFFS) • 3RD PLACE AFC SOUTH

DATE	OPPONENT	SCORE	W/L	ATT
Sep. 11	at Pittsburgh	7-34	L	62,931
Sep. 18	BALTIMORE	25-10	W	69,149
Sep. 25	at St. Louis	27-31	L	65,835
Oct. 2	INDIANAPOLIS	10-31	L	69,149
Oct. 9	at Houston	34-20	W	70,430
Oct. 16	CINCINNATI	23-31	L	69,149
Oct. 23	at Arizona	10-20	L	39,482
Oct. 30	OAKLAND	25-34	L	69,149
Nov. 6	at Cleveland	14-20	L	72,594
Nov. 13	BYE			
Nov. 20	JACKSONVILLE	28-31	L	69,149
Nov. 27	SAN FRANCISCO	33-22	W	69,149
Dec. 4	at Indianapolis	3-35	L	57,228
Dec. 11	HOUSTON	13-10	W	69,149
Dec. 18	SEATTLE	24-28	L	69,149
Dec. 24	at Miami	10-24	L	72,001
Jan. 1	at Jacksonville	13-40	L	65,485

\* Overtime

	TITANS	OPP
<b>Total First Downs</b>	<b>279</b>	<b>294</b>
Rushing	72	89
Passing	191	180
Penalty	16	25
3rd Down: Made/Att	75/218	71/200
3rd Down Pct.	34.4	35.5
4th Down: Made/Att	9/31	7/11
4th Down Pct.	29.0	63.6
<b>Possession Avg.</b>	<b>31:13</b>	<b>28:47</b>
<b>Total Net Yards</b>	<b>5122</b>	<b>5110</b>
Avg. Per Game	320.1	319.4
Total Plays	1022	960
Avg. Per Play	5.0	5.3
<b>Net Yards Rushing</b>	<b>1525</b>	<b>1894</b>
Avg. Per Game	95.3	118.4
Total Rushes	397	449
Avg. Per Play	3.8	4.2
<b>Net Yards Passing</b>	<b>3597</b>	<b>3216</b>
Avg. Per Game	224.8	201.0
Sacked/Yards Lost	31/200	41/246
Gross Yards	3797	3462
Att./Comp.	594/358	470/296
Completion Pct.	60.3	63.0
Had Intercepted	14	9
<b>Punts/Average</b>	<b>78/43.2</b>	<b>85/44.1</b>
<b>Net Punting Avg.</b>	<b>78/37.8</b>	<b>85/37.5</b>
<b>Penalties/Yards</b>	<b>125/1002</b>	<b>95/718</b>
<b>Fumbles/Ball Lost</b>	<b>27/12</b>	<b>20/11</b>
<b>Touchdowns</b>	<b>33</b>	<b>51</b>
Rushing	8	12
Passing	20	33
Returns	5	6

BY PERIODS	1	2	3	4	OT	PTS
Titans	50	88	83	78	0	299
Opponents	79	132	108	102	0	421

SCORING	TD	RU	PA	RT	PAT	FG	S	TP
Bironas	0	0	0	0	30/32	23/29	0	99
Brown	7	5	2	0	0	0	0	42
Bennett	4	0	4	0	0	0	0	24
Troupe	4	0	4	0	0	0	0	24
B. Jones	2	0	2	0	0	0	0	12
Kinney	2	0	2	0	0	0	0	12
Odom	2	0	0	2	0	0	0	12
Payton	2	2	0	0	0	0	0	12
Scaife	2	0	2	0	0	0	0	12
R. Williams	2	0	2	0	0	0	0	12
Fleming	1	0	1	0	0	0	0	6
Hill	1	0	0	1	0	0	0	6
P. Jones	1	0	0	1	0	0	0	6
Kassell	1	0	0	1	0	0	0	6
McNair	1	1	0	0	0	0	0	6
Roby	1	0	1	0	0	0	0	6
Wade LG	1	0	0	1	0	0	0	6
Reynolds	0	0	0	0	0	1	2	
<b>Titans</b>	<b>33</b>	<b>8</b>	<b>20</b>	<b>5</b>	<b>30/32</b>	<b>23/29</b>	<b>1</b>	<b>299</b>
<b>Opponents</b>	<b>51</b>	<b>12</b>	<b>33</b>	<b>6</b>	<b>48/49</b>	<b>21/27</b>	<b>0</b>	<b>421</b>

2-point conversions: Titans 0-1, Opponents 2-2

RUSHING	No	Yds	Avg	Lg	TD
Brown	224	851	3.8	38t	5
Henry	88	335	3.8	29	0
McNair	32	139	4.3	19	1
Payton	33	105	3.2	15	2
Mauck	7	39	5.6	12	0
Nash	6	32	5.3	8	0

PASSING	Att	Cmp	Pct	Yards	Yds/Att	TD	Int	Lg	Sk/Yds	Rating
McNair	476	292	61.3	3161	6.64	16	11	57	20/134	82.4
Volek	88	50	56.8	474	5.39	4	2	55t	9/45	77.6
Mauck	27	15	55.6	136	5.04	0	1	17	1/8	53.9
Hentrich	2	1	50.0	26	13.0	0	0	26	0/0	95.8
Bennett	1	0	0.0	0	0.0	0	0	0	0/0	39.6
P. Jones	0	0	---	0	---	0	0	---	1/13	---
<b>Titans</b>	<b>594</b>	<b>358</b>	<b>60.3</b>	<b>3797</b>	<b>6.39</b>	<b>20</b>	<b>14</b>	<b>57</b>	<b>31/200</b>	<b>80.3</b>
<b>Opponents</b>	<b>470</b>	<b>296</b>	<b>63.0</b>	<b>3462</b>	<b>7.37</b>	<b>33</b>	<b>9</b>	<b>63t</b>	<b>41/246</b>	<b>100.7</b>

Roby	2	16	8.0	11	0
Bennett	1	3	3.0	3	0
Volek	1	3	3.0	3	0
B. Jones	1	1	1.0	1	0
Wade LG	1	1	1.0	1	0
Wade TM	1	1	1.0	1	0
Hentrich	1	0	0.0	0	0
<b>Titans</b>	<b>397</b>	<b>1525</b>	<b>3.8</b>	<b>38t</b>	<b>8</b>
<b>Opponents</b>	<b>449</b>	<b>1894</b>	<b>4.2</b>	<b>52</b>	<b>12</b>

RECEIVING	No	Yds	Avg	Lg	TD
Bennett	58	738	12.7	55t	4
Kinney	55	543	9.9	27	2
Troupe	55	530	9.6	35	4
Scaife	37	273	7.4	19	2
Brown	25	327	13.1	57	2
B. Jones	23	299	13.0	38t	2
Calico	22	191	8.7	18	0
R. Williams	21	299	14.2	50t	2
Roby	21	289	13.8	32	1
Wade LG	14	120	8.6	17	0
Wade TM	4	40	10.0	15	0
Henry	13	117	9.0	42	0
Fleming	10	69	6.9	18	1
Payton	6	30	5.0	9	0
Nash	3	14	4.7	7	0
Guenther	2	13	6.5	8	0
Nickey	1	26	26.0	26	0
Small	1	6	6.0	6	0
Roots	1	-7	-7.0	-7	0
<b>Titans</b>	<b>358</b>	<b>3797</b>	<b>10.6</b>	<b>57</b>	<b>20</b>
<b>Opponents</b>	<b>296</b>	<b>3462</b>	<b>11.7</b>	<b>63t</b>	<b>33</b>

INTERCEPTIONS	No	Yds	Avg	Lg	TD
Hill	3	88	29.3	52t	1
Bulluck	2	16	8.0	16	0
Kassell	1	21	21.0	21t	1
Woolfolk	1	3	3.0	3	0
T. Williams	1	1	1.0	1	0
Thompson	1	0	0.0	0	0
<b>Titans</b>	<b>9</b>	<b>129</b>	<b>14.3</b>	<b>52t</b>	<b>2</b>
<b>Opponents</b>	<b>14</b>	<b>293</b>	<b>20.9</b>	<b>85t</b>	<b>4</b>

PUNTING	No	Yds	Avg	Net TB	In	Lg	B	
Hentrich	78	3371	43.2	37.8	14	21	59	0
<b>Titans</b>	<b>78</b>	<b>3371</b>	<b>43.2</b>	<b>37.8</b>	<b>14</b>	<b>21</b>	<b>59</b>	<b>0</b>
<b>Opponents</b>	<b>85</b>	<b>3746</b>	<b>44.1</b>	<b>37.5</b>	<b>7</b>	<b>16</b>	<b>74</b>	<b>1</b>

PUNT RETURNS	No	FC	Yds	Avg	Lg	TD
Wade LG	33	9	317	9.6	73t	1
P. Jones	29	8	272	9.4	52t	1
Thurman TM	9	5	31	3.4	11	0
B. Jones	5	0	75	15.0	32	0
Thompson	1	0	31	31.0	31	0
Ta. Williams	1	0	9	9.0	9	0
<b>Titans</b>	<b>45</b>	<b>13</b>	<b>418</b>	<b>9.3</b>	<b>52t</b>	<b>1</b>
<b>Opponents</b>	<b>32</b>	<b>20</b>	<b>144</b>	<b>4.5</b>	<b>15</b>	<b>0</b>

KICKOFF RETURNS	No	Yds	Avg	Lg	TD
P. Jones	43	1127	26.2	85	0
Roby	22	495	22.5	59	0
Payton	2	24	12.0	24	0
Thurman TM	2	42	21.0	25	0
Fleming	1	9	9.0	9	0
<b>Titans</b>	<b>70</b>	<b>1697</b>	<b>24.2</b>	<b>85</b>	<b>0</b>
<b>Opponents</b>	<b>57</b>	<b>1290</b>	<b>22.6</b>	<b>50</b>	<b>0</b>

FIELD GOALS	1-19	20-29	30-39	40-49	50+
Bironas	0/0	10/10	6/7	5/7	2/5
<b>Titans</b>	<b>0/0</b>	<b>10/10</b>	<b>6/7</b>	<b>5/7</b>	<b>2/5</b>
<b>Opponents</b>	<b>1/1</b>	<b>6/6</b>	<b>9/14</b>	<b>5/5</b>	<b>0/1</b>

**Bironas/Titans:** (47N) (39G, 29G, 47G) (41G, 39G) (34G, 38N) (52G, 58N, 49G) (24G, 29G, 47G) (53G) (39G, 24G) (50N) ( ) (35G, 41G, 21G, 22G) (51N, 24G) (46N, 23G, 21G) (38G) (24G) ( )  
**Opponents:** (44G, 27G) (30G) (46G) (20G) (32G, 38G, 43G, 47G) (52N, 21G) (33G, 24G) (22G, 32G) (37G, 19G, 39N) (31G) (34N) ( ) (30G, 37B, 31N) (36B) (25G) (46G, 38G)

**SACKS**  
 Vanden Bosch 12.5, LaBoy 6.5, Bulluck 5, Long 3.5, Haynesworth 3, Starks 3, Simon 2.5, Odom 2, Schobel 1, Thompson 1, Claus 0.5, Waddell 0.5  
**Titans 41, Opponents 31**

**TACKLES (Solo-Assists-Total)**  
 Bulluck 106-44-150, Vanden Bosch 55-45-100, Simon 56-33-89, Kassell 56-33-89, Haynesworth 52-33-85, T. Williams 65-

18-83, Thompson 63-15-78, Starks 40-38-78, LaBoy 36-28-64, P. Jones 43-10-53, Woolfolk 42-10-52, Odom 28-22-50, Long 30-19-49, Hill 40-6-46, Claus 13-17-30, Boiman 13-15-28, Waddell 13-4-17, Reynolds 9-5-14, Schobel 7-4-11, Beckham 9-1-10, Sandy 1-1-2, Spencer 1-0-1, Nickey 1-0-1, Gardner 0-0-0, Fuller 0-0-0

**Team Totals: 779-401-1180**

### USUAL STARTING LINEUP

OFFENSE	
WR	Drew Bennett (83)
LT	Brad Hopkins (72)
LG	Zach Piller (69)
C	Justin Hartwig (77)
RG	Benji Olson (75)
RT	Michael Roos (71)
TE	Erron Kinney (88)
WR	Brandon Jones (81)
FB/TE	Troy Fleming (44)/Ben Troupe (84)
<b>QB</b>	<b>Steve McNair (9)</b>
RB	Chris Brown (29)

### DEFENSE

<b>LE</b>	<b>Kyle Vanden Bosch (93)</b>
LT	Randy Starks (90)
RT	Albert Haynesworth (92)
RE	Antwan Odom (98)
LLB	Peter Sirmon (59)
MLB	Brad Kassell (55)
RLB	Keith Bulluck (53)
LCB	Reynaldo Hill (21)
RCB	Pacman Jones (32)
SS	Tank Williams (25)
FS	Lamont Thompson (28)

### SPECIALISTS

K	Rob Bironas (2)
P	Craig Hentrich (15)

### Pro Bowl

All-Pro

**GM:** Floyd Reese; **Head Coach:** Jeff Fisher

**Asst. Coaches:** Norm Chow (off. coord.), Jim Schwartz (def. coord.), George Henshaw (asst. head coach/off.), Dave McGinnis (LB), Chuck Cecil (S/nickel), Marty Galbraith (ST asst.), Ned James (off. asst.), Craig Johnson (QB), Alan Lowry (ST), Mike Munchak (OL), Ray Sherman (WR), Sherman Smith (RB), Jim Washburn (DL), Steve Watterson (strength and conditioning), Everett Withers (DB)

### AMERICAN FOOTBALL CONFERENCE STANDINGS

AFC EAST	W	L	T	PCT.
New England	10	6	0	.625
Miami	9	7	0	.562
Buffalo	5	11	0	.312
N.Y. Jets	4	12	0	.250
<b>AFC NORTH</b>	<b>W</b>	<b>L</b>	<b>T</b>	<b>Pct.</b>
Cincinnati	11	5	0	.688
* Pittsburgh	11	5	0	.688
Baltimore	6	10	0	.375
Cleveland	6	10	0	.375
<b>AFC SOUTH</b>	<b>W</b>	<b>L</b>	<b>T</b>	<b>PCT.</b>
Indianapolis	14	2	0	.875
* Jacksonville	12	4	0	.750
<b>Tennessee</b>	<b>4</b>	<b>12</b>	<b>0</b>	<b>.250</b>
Houston	2	14	0	.125
<b>AFC WEST</b>	<b>W</b>	<b>L</b>	<b>T</b>	<b>PCT.</b>
Denver	13	3	0	.812
Kansas City	10	6	0	.625
San Diego	9	7	0	.562
Oakland	4	12	0	.250

### NATIONAL FOOT





## 2002 SEASON (11-5 REGULAR SEASON, 1-1 PLAYOFFS) • 1ST PLACE AFC SOUTH

DATE	OPPONENT	SCORE	W/L	ATT
Sep. 8	PHILADELPHIA	27-24	W	68,804
Sep. 15	at Dallas	13-21	L	62,527
Sep. 22	CLEVELAND	28-31*	L	68,804
Sep. 29	at Oakland	25-52	L	58,719
Oct. 6	WASHINGTON	14-31	L	68,804
Oct. 13	JACKSONVILLE	23-14	W	68,804
Oct. 20	BYE			
Oct. 27	at Cincinnati	30-24	W	52,822
Nov. 3	at Indianapolis	23-15	W	56,752
Nov. 10	HOUSTON	17-10	W	68,804
Nov. 17	PITTSBURGH	31-23	W	68,804
Nov. 24	at Baltimore	12-13	L	69,365
Dec. 1	at N.Y. Giants	32-29*	W	78,640
Dec. 8	INDIANAPOLIS	27-17	W	68,804
Dec. 16	NEW ENGLAND	24-7	W	68,809
Dec. 22	at Jacksonville	28-10	W	51,033
Dec. 29	at Houston	13-3	W	70,694
Jan. 11	PITTSBURGH	34-31*	W	68,809
Jan. 19	at Oakland	24-41	L	62,544

\* Overtime

	TITANS	OPP
<b>Total First Downs</b>	<b>312</b>	<b>297</b>
Rushing	112	75
Passing	182	197
Penalty	18	25
3rd Down: Made/Att	94/216	76/202
3rd Down Pct.	43.5	37.6
4th Down: Made/Att	9/16	9/18
4th Down Pct.	56.3	50.0
<b>Possession Avg.</b>	<b>32:47</b>	<b>27:13</b>
<b>Total Net Yards</b>	<b>5272</b>	<b>4964</b>
Avg. Per Game	329.5	310.3
Total Plays	1032	974
Avg. Per Play	5.1	5.1
<b>Net Yards Rushing</b>	<b>1952</b>	<b>1424</b>
Avg. Per Game	122.0	89.0
Total Rushes	511	372
Avg. Per Play	3.8	3.8
<b>Net Yards Passing</b>	<b>3320</b>	<b>3540</b>
Avg. Per Game	207.5	221.3
Sacked/Yards Lost	21/121	40/213
Gross Yards	3441	3753
Att./Comp.	500/306	562/339
Completion Pct.	61.2	60.3
Had Intercepted	15	18
<b>Punts/Average</b>	<b>66/41.3</b>	<b>77/41.6</b>
<b>Net Punting Avg.</b>	<b>66/33.9</b>	<b>77/36.2</b>
<b>Penalties/Yards</b>	<b>112/891</b>	<b>99/853</b>
<b>Fumbles/Ball Lost</b>	<b>20/10</b>	<b>22/11</b>
<b>Touchdowns</b>	<b>42</b>	<b>40</b>
Rushing	16	7
Passing	22	27
Returns	4	6

BY PERIODS	1	2	3	4	OT	PTS
<b>Titans</b>	<b>76</b>	<b>127</b>	<b>67</b>	<b>94</b>	<b>3</b>	<b>367</b>
<b>Opponents</b>	<b>72</b>	<b>71</b>	<b>68</b>	<b>110</b>	<b>3</b>	<b>324</b>

SCORING	TD	RU	PA	RT	PAT	FG	S	TP
Nedney	0	0	0	0	36/36	25/31	0	111
George	14	12	2	0			0	86
Mason	5	0	5	0			0	30
K. Dyson	4	0	4	0			0	24
Simon	4	1	3	0			0	24
McNair	3	3	0	0			0	20
Bennett	2	0	2	0			0	12
McCareins	2	0	2	0			0	12
Wycheck	2	0	2	0			0	12
Bulluck	1	0	0	1			0	6
Coady	1	0	0	1			0	6
A. Dyson	1	0	0	1			0	6
Green	1	0	1	0			0	6
Meier	1	0	1	0			0	6
Simon	1	0	0	1			0	6
<b>Titans</b>	<b>42</b>	<b>16</b>	<b>22</b>	<b>4</b>	<b>36/36</b>	<b>25/31</b>	<b>0</b>	<b>367</b>
<b>Opponents</b>	<b>40</b>	<b>7</b>	<b>27</b>	<b>6</b>	<b>36/36</b>	<b>14/21</b>	<b>0</b>	<b>324</b>

2-Pt Conversions: George, McNair, Titans 2-6, Opponents 3-4

RUSHING	No	Yds	Avg	Lg	TD
George	343	1165	3.4	35	12
McNair	82	440	5.4	26	3
Holcombe	47	242	5.1	39	0
Green	21	71	3.4	12	0
McCareins	2	18	9.0	16	0
Simon	9	18	2.0	13	1
Hentrich	1	5	5.0	5	0

PASSING	Att	Cmp	Pct	Yards	Yds/Att	TD	Int	Lg	Sk/Yds	Rating
McNair	492	301	61.2	3387	6.88	22	15	55	21/121	84.0
O'Donnell	5	3	60.0	24	4.80	0	0	0	0/0	72.1
Wycheck	2	1	50.0	13	6.50	0	0	13	0/0	70.8
Hentrich	1	1	100.0	17	17.0	0	0	17	0/0	118.8
<b>Titans</b>	<b>500</b>	<b>306</b>	<b>61.2</b>	<b>3441</b>	<b>6.88</b>	<b>22</b>	<b>15</b>	<b>55</b>	<b>21/121</b>	<b>83.9</b>
<b>Opponents</b>	<b>562</b>	<b>339</b>	<b>60.3</b>	<b>3753</b>	<b>6.68</b>	<b>27</b>	<b>18</b>	<b>75</b>	<b>40/213</b>	<b>82.8</b>

Comella	1	0	0.0	0	0
O'Donnell	3	-3	-1.0	-1	0
K. Dyson	2	-4	-2.0	5	0
<b>Titans</b>	<b>511</b>	<b>1952</b>	<b>3.8</b>	<b>39</b>	<b>16</b>
<b>Opponents</b>	<b>372</b>	<b>1424</b>	<b>3.8</b>	<b>42</b>	<b>7</b>

RECEIVING	No	Yds	Avg	Lg	TD
Mason	79	1012	12.8	40	5
K. Dyson	41	460	11.2	40	4
Wycheck	40	346	8.7	19	2
George	36	255	7.1	14t	2
Bennett	33	478	14.5	53	2
McCareins	19	301	15.8	55	2
Simon	16	167	10.4	42t	3
Kinney	13	173	13.3	31	0
Holcombe	10	91	9.1	18	0
Comella	10	70	7.0	17	0
Green	7	57	8.1	21	1
Meier	1	17	17.0	17t	1
Berlin	1	14	14.0	14	0
<b>Titans</b>	<b>306</b>	<b>3441</b>	<b>11.2</b>	<b>55</b>	<b>22</b>
<b>Opponents</b>	<b>339</b>	<b>3753</b>	<b>11.1</b>	<b>75</b>	<b>27</b>

INTERCEPTIONS	No	Yds	Avg	Lg	TD
Schulters	6	56	9.3	28	0
Simon	3	88	29.3	32t	1
A. Dyson	3	27	9.0	16t	1
Rolle	2	0	0.0	0	0
Coady	1	24	24.0	24t	1
Bulluck	1	5	5.0	5	0
Williams	1	0	0.0	0	0
Mitchell	1	-2	-2.0	-2	0
<b>Titans</b>	<b>18</b>	<b>198</b>	<b>11.0</b>	<b>32t</b>	<b>3</b>
<b>Opponents</b>	<b>15</b>	<b>179</b>	<b>11.9</b>	<b>82t</b>	<b>2</b>

PUNTING	No	Yds	Avg	Net	TB	In	Lg	B
Hentrich	65	2725	41.9	33.9	5	28	56	1
<b>Titans</b>	<b>66</b>	<b>2725</b>	<b>41.3</b>	<b>33.9</b>	<b>5</b>	<b>28</b>	<b>56</b>	<b>1</b>
<b>Opponents</b>	<b>77</b>	<b>3202</b>	<b>41.6</b>	<b>36.2</b>	<b>10</b>	<b>22</b>	<b>61</b>	<b>1</b>

PUNT RETURNS	No	FC	Yds	Avg	Lg	TD
Simon	13	6	113	8.7	30	0
Mason	9	12	60	6.7	21	0
McCareins	6	4	44	7.3	16	0
<b>Titans</b>	<b>28</b>	<b>22</b>	<b>217</b>	<b>7.8</b>	<b>30</b>	<b>0</b>
<b>Opponents</b>	<b>28</b>	<b>19</b>	<b>390</b>	<b>13.9</b>	<b>83t</b>	<b>3</b>

KICKOFF RETURNS	No	Yds	Avg	Lg	TD
Simon	20	371	18.6	29	0
Berlin	13	260	20.0	32	0
McCareins	13	300	23.1	48	0
Kinney	3	41	13.7	25	0
Green	1	10	10.0	10	0
<b>Titans</b>	<b>50</b>	<b>982</b>	<b>19.6</b>	<b>48</b>	<b>0</b>
<b>Opponents</b>	<b>74</b>	<b>1482</b>	<b>20.0</b>	<b>54</b>	<b>0</b>

FIELD GOALS	1-19	20-29	30-39	40-49	50+
Nedney	0/0	9/9	10/12	5/8	1/2
<b>Titans</b>	<b>0/0</b>	<b>9/9</b>	<b>10/12</b>	<b>5/8</b>	<b>1/2</b>
<b>Opponents</b>	<b>1/2</b>	<b>3/3</b>	<b>5/7</b>	<b>4/6</b>	<b>1/3</b>

**Nedney:** (33G, 47G) (37G, 53G) ( ) ( ) ( ) (40G, 26G, 33G, 32N) (33G, 28G, 46G) (28G, 34G, 39G) (49N, 24G) (39N, 43G) (32G, 37G, 40G, 21G) (54N, 38G) (35G, 29G) (45N, 28G) (46N) (28G, 26G)

**Opponents:** (30G) ( ) (52N, 33G) (28G) (31G) ( ) (44G) (46N) (51G) (31N, 37N) (26G, 43G) (38G, 36G, 19G) (44G, 44N) ( ) (24G) (50N, 19N, 42G)

**SACKS**  
Carter 10.0, C. Hall 8.0, Ford 3.5, Smith 2.5, Kearse 2.0, Schulters 2.0, Simon 2.0, Thornton 2.0, Williams 2.0, Bulluck 1.0, A. Dyson 1.0, Godfrey 1.0, Haynesworth 1.0, J. Thomas 1.0  
**Titans 40.0, Opponents 21.0**

**TACKLES (Solo-Assists-Total)**  
Bulluck (116-64-180), Simon (83-47-130), Schulters (75-19-94), Smith (41-32-73), Carter (42-29-71), Hall (43-27-70), Williams (55-14-69), A. Dyson (54-7-61), Haynesworth (31-24-55), Mitchell (40-11-51), Ford (24-21-45), Rolle (37-7-44), Godfrey (27-17-44), Thornton (21-23-44), Chamberlin (14-13-27), Echols (13-6-19), Thomas (11-5-16), Calmus (9-4-13), Aldridge (8-5-13), Coady (10-2-12), Kearse (6-5-11), Morris (7-2-9), Boiman (1-5-6), Beckham (1-0-1), Kassell (0-1-1)  
**Team Totals: 769-390-1159**

### USUAL STARTING LINEUP

#### OFFENSE

WR Derrick Mason (85)  
TE/FB Erron Kinney (88)/Greg Comella (33)  
LT Brad Hopkins (72)  
LG Zach Piller (69)  
C Gennaro DiNapoli (64)  
RG Benji Olson (75)  
RT Fred Miller (71)  
TE Frank Wycheck (89)  
WR Kevin Dyson (87)  
QB Steve McNair (9)  
RB Eddie George (27)

#### DEFENSE

LE Kevin Carter (93)  
LT John Thornton (78)  
RT Henry Ford (92)  
RE Carlos Hall (97)  
LLB Peter Sirmon (59)  
MLB Randall Godfrey (56)  
RLB Keith Bulluck (53)  
LCB Andre Dyson (22)  
RCB Samari Rolle (21)  
SS Tank Williams (25)  
FS Lance Schulters (31)

#### SPECIALISTS

K Joe Nedney (6)  
P Craig Hentrich (15)

#### Pro Bowl

All-Pro

GM: Floyd Reese; Head Coach: Jeff Fisher

Asst. Coaches: Mike Heimerdinger (off. coord.), Jim Schwartz (def. coord.), George Henshaw (asst. head coach/off.), Gunther Cunningham (asst. head coach defense/LB), Chuck Cecil (def. asst.), Ned James (off. asst.), Craig Johnson (QB), Alan Lowry (ST), Mike Munchak (OL), Sherman Smith (RB), Steve Walters (WR), Jim Washburn (DL), Steve Watterson (strength & rehab.), Everett Withers (DB)

### AMERICAN FOOTBALL CONFERENCE STANDINGS

AFC EAST	W	L	T	PCT.
N.Y. Jets	9	7	0	.562
New England	9	7	0	.562
Miami	9	7	0	.562
Buffalo	8	8	0	.500
AFC NORTH	W	L	T	Pct.
Pittsburgh	10	5	1	.656
* Cleveland	9	7	0	.562
Baltimore	7	9	0	.438
Cincinnati	2	14	0	.125
AFC SOUTH	W	L	T	PCT.
<b>Tennessee</b>	<b>11</b>	<b>5</b>	<b>0</b>	<b>.688</b>
* Indianapolis	10	6	0	.625
Jacksonville	6	10	0	.375
Houston	4	12	0	.250
AFC WEST	W	L	T	PCT.
Oakland	11	5	0	.688
Denver	9	7	0	.562
San Diego	8	8	0	.500
Kansas City	8	8	0	.500

**2001 SEASON (7-9 REGULAR SEASON, 0-0 PLAYOFFS) • 3RD PLACE AFC CENTRAL (TIED)**

DATE	OPPONENT	SCORE	W/L	ATT
Sep. 9	MIAMI	23-31	L	68,798
Sep. 23	at Jacksonville	6-13	L	65,994
Sep. 30	BYE			
Oct. 7	at Baltimore	7-26	L	69,494
Oct. 14	TAMPA BAY	31-28*	W	68,798
Oct. 21	at Detroit	27-24	W	76,940
Oct. 29	at Pittsburgh	7-34	L	63,763
Nov. 4	JACKSONVILLE	28-24	W	68,798
Nov. 12	BALTIMORE	10-16	L	68,798
Nov. 18	at Cincinnati	20-7	W	63,865
Nov. 25	PITTSBURGH	24-34	L	68,801
Dec. 2	at Cleveland	31-15	W	72,818
Dec. 9	at Minnesota	24-42	L	64,271
Dec.16	GREEN BAY	26-20	W	68,804
Dec. 22	at Oakland	13-10	W	61,934
Dec. 30	CLEVELAND	38-41	L	68,798
Jan. 6	CINCINNATI	21-23	L	68,798

\* Overtime

	TITANS	OPP
<b>Total First Downs</b>	<b>288</b>	<b>300</b>
Rushing	87	79
Passing	179	192
Penalty	22	29
3rd Down: Made/Att	98/233	74/212
3rd Down Pct.	42.1	34.9
4th Down: Made/Att	2/15	7/14
4th Down Pct.	13.3	50.0
<b>Possession Avg.</b>	<b>31:29</b>	<b>28:31</b>
<b>Total Net Yards</b>	<b>5552</b>	<b>5515</b>
Avg. Per Game	334.5	344.7
Total Plays	1026	996
Avg. Per Play	5.2	5.5
<b>Net Yards Rushing</b>	<b>1794</b>	<b>1431</b>
Avg. Per Game	112.1	89.4
Total Rushes	468	405
Avg. Per Play	3.8	3.5
<b>Net Yards Passing</b>	<b>3558</b>	<b>4084</b>
Avg. Per Game	222.4	255.3
Sacked/Yards Lost	43/309	32/175
Gross Yards	3867	4259
Att./Comp.	515/307	559/328
Completion Pct.	59.6	58.7
Had Intercepted	17	13
<b>Punts/Average</b>	<b>85/42.0</b>	<b>82/41.3</b>
<b>Net Punting Avg.</b>	<b>85/37.0</b>	<b>82/35.7</b>
<b>Penalties/Yards</b>	<b>119/1025</b>	<b>88/832</b>
<b>Fumbles/Ball Lost</b>	<b>18/11</b>	<b>21/11</b>
<b>Touchdowns</b>	<b>39</b>	<b>46</b>
Rushing	12	17
Passing	23	27
Returns	4	2

BY PERIODS	1	2	3	4	OT	PTS
<b>Titans</b>	<b>84</b>	<b>73</b>	<b>90</b>	<b>86</b>	<b>3</b>	<b>336</b>
<b>Opponents</b>	<b>61</b>	<b>127</b>	<b>74</b>	<b>126</b>	<b>0</b>	<b>388</b>

SCORING	TD	RU	PA	RT	PAT	FG	S	TP
Nedney	0	0	0	0	34/35	20/28	0	94
Mason	10	0	9	1			0	62
K. Dyson	7	0	7	0			0	44
George	5	5	0	0			0	30
McNair	5	5	0	0			0	30
Wycheck	4	0	4	0			0	24
Green	2	1	1	0			0	12
Mitchell	2	0	0	2			0	12
Bennett	1	0	1	0			0	8
Hicks	1	1	0	0			0	6
Kinney	1	0	1	0			0	6
Myers	1	0	0	1			0	6
Fisk	0	0	0	1			1	2
<b>Titans</b>	<b>38</b>	<b>12</b>	<b>23</b>	<b>4</b>	<b>34/35</b>	<b>20/28</b>	<b>1</b>	<b>336</b>
<b>Opponents</b>	<b>46</b>	<b>17</b>	<b>27</b>	<b>2</b>	<b>44/44</b>	<b>22/29</b>	<b>0</b>	<b>388</b>

**2-point conversions:** Mason, K. Dyson, Bennett, Titans 3-4, Opponents 1-2

RUSHING	No	Yds	Avg	Lg	TD
George	315	939	3.0	27	5
McNair	75	414	5.5	24	5
Hicks	56	341	6.1	51	1
Green	15	71	4.7	21	1
O'Donnell	6	28	4.7	15	0
Wycheck	1	1	1.0	1	0
<b>Titans</b>	<b>468</b>	<b>1794</b>	<b>3.8</b>	<b>51</b>	<b>12</b>
<b>Opponents</b>	<b>405</b>	<b>1431</b>	<b>3.5</b>	<b>48t</b>	<b>17</b>

PASSING	Att	Cmp	Pct	Yards	Yds/Att	TD	Int	Lg	Sk/Yds	Rating
McNair	431	264	61.3	3350	7.77	21	12	71t	37/251	90.2
O'Donnell	76	42	55.3	496	6.53	2	2	35t	6/58	73.1
Volek	3	0	0.0	0	0.00	0	0	0	0/0	39.6
Green	2	0	0.0	0	0.00	0	2	0	0/0	0.0
Hentrich	2	0	0.0	0	0.00	0	1	0	0/0	0.0
Wycheck	1	1	100.0	21	21.00	0	0	21	0/0	118.8
<b>Titans</b>	<b>515</b>	<b>307</b>	<b>59.6</b>	<b>3867</b>	<b>7.51</b>	<b>23</b>	<b>17</b>	<b>71t</b>	<b>43/309</b>	<b>84.2</b>
<b>Opponents</b>	<b>559</b>	<b>328</b>	<b>58.7</b>	<b>4259</b>	<b>7.62</b>	<b>27</b>	<b>13</b>	<b>78</b>	<b>32/175</b>	<b>89.1</b>

RECEIVING	No	Yds	Avg	Lg	TD
Mason	73	1128	15.5	71t	9
Wycheck	60	672	11.2	30	4
K. Dyson	54	825	15.3	68t	7
George	37	279	7.5	25	0
Kinney	25	263	10.5	24	1
Bennett	24	329	13.7	50	1
Green	12	64	5.3	10	1
Sanders	5	74	14.8	22	0
Hicks	5	22	4.4	9	0
McCareins	3	88	29.3	36	0
Meier	3	31	10.3	18	0
Natkin	2	42	21.0	27	0
Berlin	2	28	14.0	19	0
Coleman	1	19	19.0	19	0
Ours	1	3	3.0	3	0
<b>Titans</b>	<b>307</b>	<b>3867</b>	<b>12.6</b>	<b>71t</b>	<b>23</b>
<b>Opponents</b>	<b>328</b>	<b>4259</b>	<b>13.0</b>	<b>78</b>	<b>27</b>

INTERCEPTIONS	No	Yds	Avg	Lg	TD
A. Dyson	3	36	12.0	36	0
Rolle	3	3	1.0	3	0
Bulluck	2	21	10.5	21	0
Robinson	2	13	6.5	13	0
Godfrey	1	5	5.0	5	0
Booker	1	0	0.0	0	0
Favors	1	0	0.0	0	0
<b>Titans</b>	<b>13</b>	<b>78</b>	<b>6.0</b>	<b>36</b>	<b>0</b>
<b>Opponents</b>	<b>17</b>	<b>163</b>	<b>9.6</b>	<b>45t</b>	<b>2</b>

PUNTING	No	Yds	Avg	Net	TB	In	Lg	B
Hentrich	85	3567	42.0	37.0	8	28	70	0
<b>Titans</b>	<b>85</b>	<b>3567</b>	<b>42.0</b>	<b>37.0</b>	<b>8</b>	<b>28</b>	<b>70</b>	<b>0</b>
<b>Opponents</b>	<b>82</b>	<b>3388</b>	<b>41.3</b>	<b>35.7</b>	<b>9</b>	<b>25</b>	<b>58</b>	<b>1</b>

PUNT RETURNS	No	FC	Yds	Avg	Lg	TD
Mason	20	19	128	6.4	20	0
J. Walker	14	4	125	8.9	36	0
McCareins	2	0	29	14.5	18	0
<b>Titans</b>	<b>36</b>	<b>23</b>	<b>282</b>	<b>7.8</b>	<b>36</b>	<b>0</b>
<b>Opponents</b>	<b>36</b>	<b>20</b>	<b>264</b>	<b>7.3</b>	<b>31</b>	<b>0</b>

KICKOFF RETURNS	No	Yds	Avg	Lg	TD
Mason	34	748	22.0	101t	1
Berlin	13	253	19.5	32	0
Coleman	11	251	22.8	34	0
McCareins	4	70	17.5	21	0
J. Walker	3	33	11.0	19	0
Green	2	20	10.0	12	0
Bennett	1	11	11.0	11	0
Kinney	1	13	13.0	13	0
Long	1	10	10.0	10	0
Rolle	1	3	3.0	3	0
<b>Titans</b>	<b>71</b>	<b>1413</b>	<b>19.9</b>	<b>101t</b>	<b>1</b>
<b>Opponents</b>	<b>57</b>	<b>1418</b>	<b>24.9</b>	<b>81</b>	<b>0</b>

FIELD GOALS	1-19	20-29	30-39	40-49	50+
Nedney	0/0	6/6	5/5	8/15	1/2
<b>Titans</b>	<b>0/0</b>	<b>6/6</b>	<b>5/5</b>	<b>8/15</b>	<b>1/2</b>
<b>Opponents</b>	<b>0/0</b>	<b>4/4</b>	<b>15/17</b>	<b>2/7</b>	<b>1/1</b>

**Nedney:** (51G) (47N, 22G, 43G) (46N) (44G, 45G, 47N, 49G) (38G, 4G, 30G, 46G) (48N) (51N, 46G) (48N, 27G) (41G, 37G) (49G) (29G) (37G) (44N, 24G) (22G, 21G) (31G) ( ) ( )  
**Opponents:** (37G) (35G, 37N, 39G) (26G, 25G) ( ) (40B, 23G) (48N, 42G, 27G) (38G) (31G, 33G, 30G) ( ) (39G, 47N, 37G) ( ) ( ) (33G, 54G) (40N, 35G, 33N, 42N) (30G, 44G) (30G, 33G, 34G)

**SACKS**  
 Kearse 10.0, Evans 5.5, Fisk 2.5, Carter 2.0, Rolle 2.0, Smith 2.0, Favors 1.5, Morris 1.5, Bulluck 1.0, Chamberlin 1.0, Ford 1.0, Godfrey 1.0, Robinson 1.0  
**Titans 32.0, Opponents 43.0**

**TACKLES (Solo-Assists-Total)**  
 Godfrey (79-32-111), Robinson (58-43-101) Phenix (63-24-87), Evans (53-24-77), Fisk (38-30-68), Kearse (39-25-64), Bulluck (35-29-64), Carter (39-22-61), Favors (34-27-61), A. Dyson (52-6-58), Rolle (52-4-56), Morris (34-12-46), Ford (24-20-44), Jenkins (12-3-15), Porter (26-5-31), Bishop (22-5-27), Mitchell (22-3-25), Salave'a (6-12-18), J. Walker (8-9-17), Smith (8-8-16), Chamberlin (12-3-15), Booker (6-2-8), Myers (2-2-4), Thomas (2-1-3), Green (1-0-1)  
**Team Totals: 751-352-1103**

**USUAL STARTING LINEUP**

**OFFENSE**

- WR Derrick Mason (85)
- TE/FB Erron Kinney (88)
- LT Brad Hopkins (72)
- LG Zach Piller (69)
- C Bruce Matthews (74)**
- RG Benji Olson (75)
- RT Fred Miller (71)
- TE Frank Wycheck (89)
- WR Kevin Dyson (87)
- QB Steve McNair (9)
- RB Eddie George (27)

**DEFENSE**

- LE Kevin Carter (93)
- LT Josh Evans (91)
- RT Jason Fisk (97)
- RE Jevon Kearse (90)**
- LLB Greg Favors (51)
- MLB Randall Godfrey (56)
- RLB Eddie Robinson (55)
- LCB Andre Dyson (22)
- RCB Samari Rolle (21)
- SS Aric Morris (28)
- FS Perry Phenix (35)

**SPECIALISTS**

- K Joe Nedney (6)
- P Craig Hentrich (15)

**Pro Bowl**

All-Pro

**GM:** Floyd Reese; **Head Coach:** Jeff Fisher  
**Asst. Coaches:** Mike Heimerdinger (off. coord.), Jim Schwartz (def. coord.), George Henshaw (asst. head coach/off.), Gunther Cunningham (asst. head coach defense/LB), Chuck Cecil (def. asst.), Craig Johnson (off. asst.), Alan Lowry (ST), Mike Munchak (OL), Sherman Smith (RB), Steve Walters (WR), Jim Washburn (DL), Steve Watterson (strength & rehab.), Everett Withers (DB)

**AMERICAN FOOTBALL CONFERENCE STANDINGS**

AFC EAST	W	L	T	PCT.
New England	11	5	0	.688
* Miami	11	5	0	.688
* N.Y. Jets	10	6	0	.625
Indianapolis	6	10	0	.375
Buffalo	3	13	0	.188
AFC CENTRAL	W	L	T	Pct.
Pittsburgh	13	3	0	.812
* Baltimore	10	6	0	.625
Cleveland	7	9	0	.438
<b>Tennessee</b>	<b>7</b>	<b>9</b>	<b>0</b>	<b>.438</b>
Jacksonville	6	10	0	.375
Cincinnati	6	10	0	.375
AFC WEST	W	L	T	Pct.
Oakland	10	6	0	.625
Seattle	9	7	0	.562
Denver	8	8	0	.500
Kansas City	6	10	0	.375
San Diego	5	11	0	.312

</















1994 SEASON (2-14 REGULAR SEASON, 0-0 PLAYOFFS) • 4TH PLACE AFC CENTRAL

Table with columns: DATE, OPPONENT, SCORE, W/L, ATT. Lists game results for the 1994 season.

Table with columns: TITANS, OPP. Shows team statistics for the 1994 season.

Table with columns: BY PERIODS, 1, 2, 3, 4, OT, PTS. Shows performance by quarter.

Table with columns: SCORING, TD, RU, PA, RT, PAT, FG, S, TP. Shows player scoring statistics.

2-point conversions: Jeffries 3, R. Brown, Oilers 4-7, Opponents 2-2

Table with columns: RUSHING, No, Yds, Avg, Lg, TD. Shows rushing statistics for the 1994 season.

Table with columns: PASSING, Att, Cmp, Pct, Yards, Yds/Att, TD, Int, Lg, Sk/Yds, Rating. Shows passing statistics.

Table with columns: RECEIVING, No, Yds, Avg, Lg, TD. Shows receiving statistics.

Table with columns: INTERCEPTIONS, No, Yds, Avg, Lg, TD. Shows interception statistics.

Table with columns: PUNTING, No, Yds, Avg, Net, TB, In, Lg, B. Shows punting statistics.

Table with columns: PUNT RETURNS, No, FC, Yds, Avg, Lg, TD. Shows punt return statistics.

Table with columns: KICKOFF RETURNS, No, Yds, Avg, Lg, TD. Shows kickoff return statistics.

Table with columns: FIELD GOALS, 1-19, 20-29, 30-39, 40-49, 50+. Shows field goal statistics.

Del Greco: (55N) (41G) () (45G, 24G) (48N) (29N) (21G, 24G) (52N) (32G, 49G, 38G) (34G) (43G) (42G) (38G) () (48G) (28G, 50G, 42G)

Oponents: (42G) (45G, 29G) (37G, 42G, 48G, 29G, 48G) (21G, 49G) (42G, 25G, 22G) (50N, 35G) () (35G) (50G, 39G, 37G, 40G) (50G, 40G) (26G, 37G) (37G, 23G) (25G, 23G) (40G) (21G) (49G)

SACKS: Lathon 8.5, Childress 6.0, Davidson 6.0, Montgomery 3.0, Barrow 2.5, A. Smith 2.5, Bishop 1.5, St. Jackson 1.0, Oilers 31.0, Opponents 65.0

TACKLES (Solo-Assists-Total): A. Smith (97-45-142), Bishop (75-37-112), Robertson (80-31-111), Barrow (57-37-94), Childress (49-19-68), Davidson (47-21-68), Dishman (53-13-66), Robinson (41-25-66), Montgomery (45-19-64), D. Lewis (43-12-55), Lathon (36-16-52), McDowell (18-6-24), Wortham (15-7-22), Roberts (15-4-19), Bowden (7-6-13), St. Jackson (10-2-12), Ford (10-1-11), Teeter (7-0-7), Orlando (5-1-6), McCants (3-2-5), Davis (2-0-2), Faryniarz (1-0-1)

Team Totals: 716-304-1020

USUAL STARTING LINEUP

- OFFENSE: WR Haywood Jeffries (80), WR Webster Slaughter (84), LT Brad Hopkins (72), LG John Flannery (55), C Bruce Matthews (74), RG Kevin Donnalley (77), RT David Williams (75), TE Pat Carter (85), WR Ernest Givins (81), QB Billy Joe Tolliver(11), QB Cody Carlson (14), RB Bucky Richardson (7), RB Lorenzo White (44), FB Gary Brown (33)

DEFENSE

- LE Kenny Davidson (90), LT Ray Childress (79), RT Glenn Montgomery (94), RE Lamar Lathon (57), LLB Eddie Robinson (50), MLB Al Smith (54), RLB Micheal Barrow (56), LCB Kris Dishman (28), RCB Darryll Lewis (29), SS Blaine Bishop (23), FS Marcus Robertson (31)

SPECIALISTS

- K Al Del Greco (3), P Rich Camarillo (16)

Pro Bowl

All-Pro

GM: Floyd Reese; Head Coach: Jack Pardee (10 games), Jeff Fisher (six games), Asst. Coaches: Kevin Gilbride (asst. head coach/off.), Dick Coury (off. coord.), Jeff Fisher (def. coord.), Charlie Baggett (WR), Tom Bettis (DB), Frank Bush (qual. control), Frank Novak (ST/RB), Jim Stanley (DL), Steve Watterson (strength & rehab.), Gregg Williams (LB), Bob Young (OL)

\* Coord. for first 10 games; head coach last six games

AMERICAN FOOTBALL CONFERENCE STANDINGS

Table with columns: AFC EAST, AFC CENTRAL, AFC WEST, W, L, T, Pct. Shows conference standings.

NATIONAL FOOTBALL CONFERENCE STANDINGS

Table with columns: NFC EAST, NFC CENTRAL, NFC WEST, W, L, T, Pct. Shows conference standings.

\* Wild Card for Playoffs

1993 SEASON (12-4 REGULAR SEASON, 0-1 PLAYOFFS) • 1ST PLACE AFC CENTRAL

Table with columns: DATE, OPPONENT, SCORE, W/L, ATT. Lists regular season games from Sep 5 to Jan 16, including scores and results.

Summary statistics table for the 1993 season. Columns include Total First Downs, Rushing, Passing, Possession Avg, Net Yards, etc.

Table with columns: BY PERIODS, 1, 2, 3, 4, OT, PTS. Shows performance by quarter and overtime.

Table with columns: SCORING, TD, RU, PA, RT, PAT, FG, S, TP. Lists individual player statistics for touchdowns, punts, field goals, etc.

Table with columns: RUSHING, No, Yds, Avg, Lg, TD. Lists rushing statistics for individual players.

Table with columns: PASSING, Att, Cmp, Pct, Yards, Yds/Att, TD, Int, Lg, Sk/Yds, Rating. Lists passing statistics for individual players.

Summary statistics for individual players. Columns include player names and various stats.

Table with columns: RECEIVING, No, Yds, Avg, Lg, TD. Lists receiving statistics for individual players.

Table with columns: INTERCEPTIONS, No, Yds, Avg, Lg, TD. Lists interception statistics for individual players.

Table with columns: PUNTING, No, Yds, Avg, Net, TB, In, Lg, B. Lists punting statistics for individual players.

Table with columns: PUNT RETURNS, No, FC, Yds, Avg, Lg, TD. Lists punt return statistics for individual players.

Table with columns: KICKOFF RETURNS, No, Yds, Avg, Lg, TD. Lists kickoff return statistics for individual players.

Table with columns: FIELD GOALS, 1-19, 20-29, 30-39, 40-49, 50+. Lists field goal statistics for individual players.

Text block providing context for field goal statistics: (50N) (25G, 22G, 50G) (27G) (52G, 25G) ( ) ( ) (33G, 51G, 39G) (39G) (34N, 28G, 30G) (43G, 21G, 28G) (52G), etc.

Table with columns: SACKS. Lists sack statistics for individual players.

Table with columns: TACKLES (Solo-Assists-Total). Lists tackle statistics for individual players.

USUAL STARTING LINEUP

Table listing players by position: OFFENSE (WR Haywood Jeffries, WR Webster Slaughter, etc.) and DEFENSE (LE William Fuller, LB Ray Childress, etc.).

DEFENSE

Detailed list of defensive players including Linebackers, Running Backs, Linebackers, Running Backs, Secondary, and Fullback.

SPECIALISTS

Table listing specialist players: K Al Del Greco (3), P Greg Montgomery (9).

Pro Bowl

All-Pro

GM: Mike Holovak; Head Coach: Jack Pardee. Asst. Coaches: Kevin Gilbride, Buddy Ryan, Charlie Baggett, Tom Bettis, Frank Bush, Ronnie Jones, Frank Novak, Jim Stanley, Steve Watterson, Gregg Williams, Bob Young.

AMERICAN FOOTBALL CONFERENCE STANDINGS

Table showing AFC Eastern and AFC Central division standings with columns for Win, Loss, Tie, Pct.

NATIONAL FOOTBALL CONFERENCE STANDINGS

Table showing NFC Eastern and NFC Central division standings with columns for Win, Loss, Tie, Pct.

\* Wild Card for Playoffs





1991 SEASON (11-5 REGULAR SEASON, 1-1 PLAYOFFS) • 1ST PLACE AFC CENTRAL

Table with columns: DATE, OPPONENT, SCORE, W/L, ATT. Lists 17 games including matchups against L.A. Raiders, Cincinnati, Kansas City, Denver, Dallas, Cleveland, Philadelphia, Pittsburgh, NY Jets, and Denver.

Summary statistics table with columns: TITANS, OPP. Categories include Total First Downs, Net Yards Rushing, Net Yards Passing, Punting, and Touchdowns.

Table with columns: BY PERIODS, 1, 2, 3, 4, OT, PTS. Shows performance by quarter and overtime.

SCORING table with columns: TD, RU, PA, RT, PAT, FG, S, TP. Lists individual player scoring statistics.

RUSHING table with columns: No, Yds, Avg, Lg, TD. Lists rushing statistics for players like Pinkett, White, and Brown.

PASSING table with columns: Att, Cmp, Pct, Yards, Yds/Att, TD, Int, Lg, Sk/Yds, Rating. Lists passing statistics for Moon, Carlson, and Oilers.

Summary statistics table for Hill, Carlsson, Oilers, and Opponents with columns for various metrics.

RECEIVING table with columns: No, Yds, Avg, Lg, TD. Lists receiving statistics for players like Jeffries, Hill, and Givins.

INTERCEPTIONS table with columns: No, Yds, Avg, Lg, TD. Lists interception statistics for players like Dishman and McDowell.

PUNTING table with columns: No, Yds, Avg, Net, TB, In, Lg, B. Lists punting statistics for Montgomery and Sullivan.

PUNT RETURNS table with columns: No, FC, Yds, Avg, Lg, TD. Lists punt return statistics for Coleman and Givins.

KICKOFF RETURNS table with columns: No, Yds, Avg, Lg, TD. Lists kickoff return statistics for Pinkett and Coleman.

FIELD GOALS table with columns: 1-19, 20-29, 30-39, 40-49, 50+. Lists field goal statistics for players like Howfield and Del Greco.

Howfield: (33G, 46G) (19G, 21G, 37G) (53N,23G) (28G, 38G) (32N) (23G) (56N, 26G) (33G, 45N) (24G, 23G, 33N) ( ) ( ) ( ) ( ) ( )

SACKS Fuller 15.0, S. Jones 10.0, Childress 7.0, L. Williams 3.0, Lathon 2.0, McDowell 2.0, Alm 1.0, Jackson 1.0, Lewis 1.0, Robertson 1.0, A. Smith 1.0, Kozak 0.5, D. Smith 0.5

TACKLES (Solo-Assists-Total) A. Smith (99-44-143), Lathon (85-30-115), McDowell (65-26-91), Childress (55-20-75), R. Johnson (52-15-67), Dishman (52-13-65), S. Jones (43-17-60), Orlando (35-21-56), Fuller (40-14-54), D. Smith (33-19-52), Meads (28-24-52), Robertson (25-5-30), Lewis (17-9-26), Jackson (19-5-24), L. Williams (11-6-17), Alm (6-3-9), Dumas (2-5-7), Fairs (3-3-6), Graf (3-2-5), Seale (3-1-4), G.I. Montgomery (1-1-2), Kozak (1-1-2)

Team Totals: 678-284-962

USUAL STARTING LINEUP

OFFENSE

- WR Haywood Jeffries (84)
WR Drew Hill (85)
LT Don Maggs (78)
LG Mike Munchak (63)
C Bruce Matthews (74)
RG Doug Dawson (66)
John Flannery (55)
RT David Williams (73)
TE Ernest Givins (81)
WR Curtis Duncan (80)
QB Warren Moon (1)
RB Allen Pinkett (20)

DEFENSE

- LE William Fuller (95)
LT Ray Childress (79)
RT Doug Smith (99)
RE Sean Jones (96)
LLB Lamar Lathon (57)
MLB Al Smith (54)
RLB Johnny Meads (91)
LCB Kris Dishman (28)
RCB Richard Johnson (23)
SS Bubba McDowell (25)
FS Bo Orlando (26)

SPECIALISTS

- K Al Del Greco (3)
Ian Howfield (6)
P Greg Montgomery (9)

Pro Bowl

All-Pro

GM: Mike Holovak; Head Coach: Jack Pardee
Asst. Coaches: Kevin Gilbride (off. coord.), Jim Eddy (def. coord.), Frank Novak (RB), Chris Palmer (WR), Richard Smith (ST/LB), Jim Stanley (DL), Pat Thomas (DB), Steve Watterson (strength & rehab.), Gregg Williams (qual. control coord.), Bob Young (OL)

AMERICAN FOOTBALL CONFERENCE STANDINGS

Standings table with columns: AFC EAST (Buffalo, N.Y. Jets, Miami, New England, Indianapolis), AFC CENTRAL (Houston, Pittsburgh, Cleveland, Cincinnati), AFC WEST (Denver, Kansas City, L.A. Raiders, Seattle, San Diego).

NATIONAL FOOTBALL CONFERENCE STANDINGS

Standings table with columns: NFC EAST (Washington, Dallas, Philadelphia, N.Y. Giants, Phoenix), NFC CENTRAL (Detroit, Chicago, Minnesota, Green Bay, Tampa Bay), NFC WEST (New Orleans, Atlanta, San Francisco, L.A. Rams).

\* Wild Card for Playoffs

1990 SEASON (9-7 REGULAR SEASON, 0-1 PLAYOFFS) • 1ST PLACE AFC CENTRAL (TIED)

Table with columns: DATE, OPPONENT, SCORE, W/L, ATT. Includes game logs for 1990 season.

Summary statistics table for 1990 season comparing TITANS and OPP. Includes categories like Total First Downs, Net Yards, etc.

BY PERIODS table showing game statistics for OILERS and OPPONENTS across quarters and OT.

SCORING table listing individual player statistics for touchdowns, points, etc.

RUSHING table showing player statistics for rushing yards, attempts, and touchdowns.

PASSING table showing player statistics for passing attempts, completions, and yards.

RECEIVING table showing player statistics for receiving yards, catches, and touchdowns.

INTERCEPTIONS table showing player statistics for interceptions.

PUNTING table showing player statistics for punting yards and field goals.

PUNT RETURNS table showing player statistics for punt returns.

KICKOFF RETURNS table showing player statistics for kickoff returns.

FIELD GOALS table showing player statistics for field goals.

SACKS table showing player statistics for sacks.

TACKLES (Solo-Assists-Total) table showing player statistics for tackles.

USUAL STARTING LINEUP and SPECIALISTS sections listing roster members by position and special teams.

AMERICAN FOOTBALL CONFERENCE STANDINGS table showing win-loss records for AFC teams.

NATIONAL FOOTBALL CONFERENCE STANDINGS table showing win-loss records for NFC teams.

**1989 SEASON (9-7 REGULAR SEASON, 0-1 PLAYOFFS) • 2ND PLACE AFC CENTRAL (TIED)**

Table with columns: DATE, OPPONENT, SCORE, W/L, ATT. Rows include games from Sep. 10 to Dec. 31, with scores and win/loss records.

Summary statistics table with columns: TITANS, OPP. Rows include Total First Downs, Rushing, Passing, Penalty, etc.

Summary statistics table with columns: TITANS, OPP. Rows include Possession Avg., Total Net Yards, Net Yards Rushing, Net Yards Passing, Punting, Penalties/Yards, etc.

Table with columns: BY PERIODS, 1, 2, 3, 4, OT, PTS. Rows for Oilers and Opponents.

Table with columns: SCORING, TD, RU, PA, RT, PAT, FG, S, TP. Rows for Oilers and Opponents.

Table with columns: RUSHING, No, Yds, Avg, Lg, TD. Rows for Oilers and Opponents.

Table with columns: PASSING, Att, Cmp, Pct, Yards, Yds/Att, TD, Int, Lg, Sk/Yds, Rating. Rows for Oilers and Opponents.

RECEIVING table with columns: No, Yds, Avg, Lg, TD. Rows for Hill, Givins, Duncan, Pinkett, Highsmith, Harris, White, Verhulst, Jackson, Rozier, Mrosko, T. Johnson, Oilers, Opponents.

INTERCEPTIONS table with columns: No, Yds, Avg, Lg, TD. Rows for Brown, Lyles, McDowell, Dishman, Eaton, R. Johnson, Donaldson, Oilers, Opponents.

PUNTING table with columns: No, Yds, Avg, Net, TB, In, Lg, B. Rows for Montgomery, Oilers, Opponents.

PUNT RETURNS table with columns: No, FC, Yds, Avg, Lg, TD. Rows for K. Johnson, Oilers, Opponents.

KICKOFF RETURNS table with columns: No, Yds, Avg, Lg, TD. Rows for K. Johnson, White, Harris, T. Johnson, Mrosko, Williams, Fairs, Lyles, Gl. Montgomery, Verhulst, Oilers, Opponents.

FIELD GOALS table with columns: 1-19, 20-29, 30-39, 40-49, 50+. Rows for Zendejas, Oilers, Opponents.

Zendejas: ( ) (24G, 47N, 32G, 44N, 24N) (26G, 47B, 52G, 37N) (32G, 40G, 32G) (46G, 22G), (27G, 19G, 42N) (41G, 31N, 51G, 41N) (23G) ( ) (32G, 42G, 37G, 28G) (20G, 20G, 46G) (39N) (37N) (30G, 37G) (32N) (30G, 48G, 37G)

SACKS Childress 8.5, Fuller 6.5, Jones 6.0, Meads 4.0, Brown 3.0, Fairs 2.5, Lyles 2.0, Gl. Montgomery 1.5, McDowell 1.0, D. Smith 1.0. Oilers 36.0, Opponents 37.0

TACKLES (Solo-Assists-Total) Grimsley (72-30-102), McDowell (63-25-88), A. Smith (47-25-72), Lyles (43-22-65), Brown (49-14-63), Donaldson (35-27-62), Meads (35-26-61), Childress (38-19-57), Allen (47-6-53), Eaton (26-18-44), Fuller (31-11-42), Jones (21-14-35), Fairs (22-11-33), Dishman (27-3-30), Byrd (20-10-30), D. Smith (17-6-23), R. Johnson (17-5-22), Kozak (9-1-10), Bell (3-0-3), Brantley (2-1-3)

Team Totals: 651-293-944

USUAL STARTING LINEUP

- OFFENSE WR Drew Hill (85), LT Bruce Davis (77), LG Mike Munchak (63), C Jay Pennison (52), RG Bruce Matthews (74), RT Dean Steinkuhler (70), TE Bob Mrosko (87), WR Ernest Givins (81), QB Warren Moon (1), RB Mike Rozier (30), FB Alonzo Highsmith (32)

- DEFENSE LE Ray Childress (79), NT Doug Smith (99), RE Richard Byrd (71), Sean Jones (96), OLB Robert Lyles (93), ILB John Grimsley (59), ILB Al Smith (54), OLB Johnny Meads (91), LCB Steve Brown (24), RCB Patrick Allen (29), SS Bubba McDowell (25), FS Jeff Donaldson (31)

- SPECIALISTS K Tony Zendejas (7), P Greg Montgomery (9)

Pro Bowl All-Pro

GM: Mike Holovak; Head Coach: Jerry Glanville. Asst. Coaches: Kevin Gilbride (QB), Kim Helton (OL), Frank Novak (RB), Floyd Reese (LB), Nick Saban (DB), Ray Sherman (WR), Doug Shively (DL), Richard Smith (ST/TE), Steve Watterson (strength & rehab.)

AMERICAN FOOTBALL CONFERENCE STANDINGS

Standings table with columns: AFC EAST, AFC CENTRAL, AFC WEST. Rows include teams like Buffalo, Indianapolis, Miami, Cleveland, Houston, Pittsburgh, Cincinnati, Denver, Kansas City, L.A. Raiders, Seattle, San Diego.

NATIONAL FOOTBALL CONFERENCE STANDINGS

Standings table with columns: NFC EAST, NFC CENTRAL, NFC WEST. Rows include teams like N.Y. Giants, Philadelphia, Washington, Phoenix, Dallas, Minnesota, Green Bay, Detroit, Chicago, Tampa Bay, San Francisco, L.A. Rams, New Orleans, Atlanta.

\* Wild Card for Playoffs

1988 SEASON (10-6 REGULAR SEASON, 1-1 PLAYOFFS) • 2ND PLACE AFC CENTRAL (TIED)

Table with columns: DATE, OPPONENT, SCORE, W/L, ATT. Rows include games from Sep. 4 to Jan. 1.

Summary statistics table with columns: TITANS, OPP. Rows include Total First Downs, Net Yards Rushing, etc.

Table with columns: BY PERIODS, 1, 2, 3, 4, OT, PTS. Rows for Oilers and Opponents.

Table with columns: SCORING, TD, RU, PA, RT, PAT, FG, S, TP. Rows for players like Zendejas, Rozier, Hill.

Table with columns: RUSHING, No, Yds, Avg, Lg, TD. Rows for players like Rozier, Pinkett, Hill.

Table with columns: PASSING, Att, Cmp, Pct, Yards, Yds/Att, TD, Int, Lg, Sk/Yds, Rating. Rows for Moon, Carlson, Pease, Oilers.

Summary statistics table with columns: Pease, Oilers, Opponents. Rows for 8, 2, -0.3, etc.

Table with columns: RECEIVING, No, Yds, Avg, Lg, TD. Rows for Hill, Givins, Duncan.

Table with columns: INTERCEPTIONS, No, Yds, Avg, Lg, TD. Rows for Donaldson, Bryant, R. Johnson.

Table with columns: PUNTING, No, Yds, Avg, Net, TB, In, Lg, B. Rows for Montgomery, Oilers, Opponents.

Table with columns: PUNT RETURNS, No, FC, Yds, Avg, Lg, TD. Rows for K. Johnson, Duncan, Drewrey, Oilers.

Table with columns: KICKOFF RETURNS, No, Yds, Avg, Lg, TD. Rows for Harris, White, Pinkett, K. Johnson.

Table with columns: FIELD GOALS, 1-19, 20-29, 30-39, 40-49, 50+. Rows for Zendejas, Oilers, Opponents.

Zendejas: (47B, 26N, 35G), (19G) (30G, 26N, 48N) (46N, 46N, 49G) (37N, 50N) (50G, 27G) (45N) (41G, 39G) (52N, 47G) (52G) (46N, 37G) (28G, 49G, 47G, 22G) (36G, 41G, 41N) (43G, 48G) (39G, 42G, 35G)

Opponents: (57N) (48N) (47G) ( ) (22G, 39G, 41G) (28G, 51G) ( ) ( ) (46G) (40G) (40G, 46G) ( ) (29G) (39N, 45G, 48B) (45G, 27G) ( )

SACKS: Childress 8.5, Fuller 8.5, Meads 8.0, S. Jones 7.5, D. Smith 3.0, Bostic 2.0, Lyles 1.5, Grimsley 1.0, Mikolas 1.0, Seale 1.0, Oilers 42.0, Opponents 24.0

Table with columns: TACKLES (Solo-Assists-Total), Grimsley, Donaldson, Brown, Johnson, Smith, Seale, Bryant, Dishman, W. Johnson, Caston, Team Totals.

USUAL STARTING LINEUP: OFFENSE (WR, LT, LG, C, RG, RT, TE, WR, QB, RB, FB) and DEFENSE (LE, NT, RE, OLB, ILB, OLB, LCB, RCB, SS, FS). Also includes SPECIALISTS, Pro Bowl, and GM/Coaches info.

AMERICAN FOOTBALL CONFERENCE STANDINGS: Table with columns: AFC EAST, AFC CENTRAL, AFC WEST, W, L, T, Pct. Rows for Buffalo, Indianapolis, etc.

NATIONAL FOOTBALL CONFERENCE STANDINGS: Table with columns: NFC EAST, NFC CENTRAL, NFC WEST, W, L, T, Pct. Rows for Philadelphia, N.Y. Giants, etc.

\* Wild Card for Playoffs







1984 SEASON (3-13 REGULAR SEASON, 0-0 PLAYOFFS) • 4TH PLACE AFC CENTRAL

Table with columns: DATE, OPPONENT, SCORE, W/L, ATT. Rows include games against L.A. RAIDERS, INDIANAPOLIS, NEW ORLEANS, SAN FRANCISCO, CINCINNATI, PITTSBURGH, NY JETS, PITTSBURGH, and CLEVELAND.

\* Overtime

Summary table with columns: TITANS, OPP. Rows include Total First Downs, Rushing, Passing, Penalties, Net Yards Rushing, Net Yards Passing, Punts/Average, Net Punting Avg., and Touchdowns.

Table with columns: BY PERIODS, 1, 2, 3, 4, OT, PTS. Rows for Oilers and Opponents.

Table with columns: SCORING, TD, RU, PA, RT, PAT, FG, S, TP. Rows for individual players and Oilers/Opponents totals.

Table with columns: RUSHING, No, Yds, Avg, Lg, TD. Rows for individual players and Oilers/Opponents totals.

Table with columns: PASSING, Att, Cmp, Pct, Yards, Yds/Att, TD, Int, Lg, Sk/Yds, Rating. Rows for Moon, Luck, Moriarty, Oilers, and Opponents.

Table with columns: RECEIVING, No, Yds, Avg, Lg, TD. Rows for Smith, Williams, Dressel, Moriarty, Holston, Edwards, Bryant, Walls, McCloskey, Mullins, Roaches, Campbell, Oilers, and Opponents.

Table with columns: INTERCEPTIONS, No, Yds, Avg, Lg, TD. Rows for Tullis, Hartwig, Brown, Eason, Lyday, Allen, Brazilie, Abraham, Thompson, Oilers, and Opponents.

Table with columns: PUNTING, No, Yds, Avg, Net, TB, In, Lg, B. Rows for James, Oilers, and Opponents.

Table with columns: PUNT RETURNS, No, FC, Yds, Avg, Lg, TD. Rows for Roaches, Oilers, and Opponents.

Table with columns: KICKOFF RETURNS, No, Yds, Avg, Lg, TD. Rows for Roaches, Walls, Allen, R. Williams, Brown, Joyner, Thompson, J. Williams, Oilers, and Opponents.

Table with columns: FIELD GOALS, 1-19, 20-29, 30-39, 40-49, 50+. Rows for Cooper, Kempf, Oilers, and Opponents.

Cooper: () () () () () () (43N) (44G) (39G) (19G, 38G, 30G) (21G, 42G, 18G) (42N, 33G, 26G)
Kempf: () () () (22G, 43N) (25G) (24G) (49G) (33N) () () () () () () () () ()
Opponents: (40N, 28G) () (23G) () (40B, 23G, 27G) (51N, 33G, 22G) (58N, 54N, 53N) (26G, 22G) (33G) () (31G, 38G, 33G) (19G, 27G, 43N) (18G, 29G) (32G, 24G) (35G, 19G, 41N) (29G, 29G)

SACKS
Baker 11.0, Stensrud 4.5, Sochia 3.5, Riley 2.5, Bingham 2.0, Bostic 2.0, Brazile 2.0, Hamm 2.0, Eason 1.0, Foster 1.0, Johnson 0.5
 Oilers 32.0, Opponents 49.0

TACKLES (Solo-Assists-Total)
Abraham (106-92-198), Bingham (89-80-169), Bostic (101-51-152), Baker (61-41-102), Riley (48-33-81), Brazile (44-35-79), Hartwig (41-38-79), Stensrud (41-35-76), Grimsley (51-22-73), Tullis (52-18-70), Brown (47-18-65), Hamm (36-18-54), Donaldson (23-19-42), Sochia (16-25-41), Eason (18-17-35), Foster (15-10-25), Thompson (19-5-24), Johnson (11-9-20), Meads (7-13-20), Kennedy (14-3-17), Allen (11-6-17), Lyday (9-8-17), Joiner (7-10-17), Meadows (4-3-7), Studaway (4-0-4), Lyles (2-0-2), Hunt (1-0-1)
 Team Totals: 878-609-1487

USUAL STARTING LINEUP

- OFFENSE: WR Tim Smith (83), LT Harvey Salem (73), LG Mike Munchak (63), C Bruce Matthews (74), Jim Romano (55), RG Pat Howell (66), John Schuhmacher (62), RT Dean Steinkuhler (70), Bruce Matthews (70), TE Jamie Williams (87), HB Chris Dressel (88), WR Herkie Walls (82), QB Warren Moon (1), RB Earl Campbell (34), Larry Moriarty (30)

- DEFENSE: LE Bob Hamm (90), NT Mike Stensrud (67), RE Jesse Baker (75), OLB Avon Riley (53), ILB Gregg Bingham (54), ILB Robert Abraham (56), OLB Robert Brazile (52), LCB Steve Brown (24), RCB Willie Tullis (20), SS Keith Bostic (25), FS Carter Hartwig (36)

- SPECIALISTS: K Florian Kempf (4), P John James (6)

Pro Bowl

GM: Ladd Herzog; Head Coach: Hugh Campbell
Asst. Coaches: O. Kay Dalton (off. coord.), Jerry Glanville (def. coord.), Bill Allerheiligen (strength & cond.), John Devlin (LB), Gene Gaines (ST), Ken Houston (DB), Bruce Lemmerman (WR), Bob Padilla (DL), Al Roberts (off. backs), Bill Walsh (OL)

AMERICAN FOOTBALL CONFERENCE STANDINGS

Table with columns: AFC EAST, AFC CENTRAL, AFC WEST. Rows include teams like Miami, Pittsburgh, Cincinnati, Houston, Denver, Seattle, L.A. Raiders, Kansas City, and San Diego.

NATIONAL FOOTBALL CONFERENCE STANDINGS

Table with columns: NFC EAST, NFC CENTRAL, NFC WEST. Rows include teams like Washington, Dallas, Philadelphia, Chicago, Green Bay, Tampa Bay, Detroit, Minnesota, San Francisco, L.A. Rams, New Orleans, and Atlanta.

\* Wild Card for Playoffs



# 1983 SEASON (2-14 REGULAR SEASON, 0-0 PLAYOFFS) • 4TH PLACE AFC CENTRAL

DATE	OPPONENT	SCORE	W/L	ATT
Sep. 4	GREEN BAY	38-41*	L	44,073
Sep. 11	at L.A. Raiders	6-20	L	37,526
Sep. 18	PITTSBURGH	28-40	L	44,150
Sep. 25	at Buffalo	13-30	L	60,070
Oct. 2	at Pittsburgh	10-17	L	56,901
Oct. 9	DENVER	14-26	L	44,209
Oct. 16	at Minnesota	14-34	L	58,910
Oct. 23	KANSAS CITY	10-13*	L	39,462
Oct. 30	at Cleveland	19-25*	L	68,851
Nov. 6	CINCINNATI	14-55	L	39,706
Nov. 13	DETROIT	27-17	W	40,660
Nov. 20	at Cincinnati	10-38	L	46,375
Nov. 27	at Tampa Bay	24-33	L	38,625
Dec. 4	MIAMI	17-24	L	39,434
Dec. 11	CLEVELAND	34-27	W	29,746
Dec. 18	at Baltimore	10-20	L	20,418

	TITANS	OPP
<b>Total First Downs</b>	<b>295</b>	<b>332</b>
Rushing	120	161
Passing	155	150
Penalty	20	21
3rd Down: Made/Att	87/223	85/205
3rd Down Pct.	39.0	41.5
4th Down: Made/Att	9/16	8/9
4th Down Pct.	56.3	88.9
<b>Possession Avg.</b>	<b>29:40</b>	<b>30:20</b>
<b>Total Net Yards</b>	<b>4900</b>	<b>5632</b>
Avg. Per Game	306.3	352.0
Total Plays	1033	1031
Avg. Per Play	4.7	5.5
<b>Net Yards Rushing</b>	<b>1998</b>	<b>2787</b>
Avg. Per Game	124.9	174.2
Total Rushes	502	576
<b>Net Yards Passing</b>	<b>2902</b>	<b>2845</b>
Avg. Per Game	181.4	177.8
Sacked/Yards Lost	49/384	31/250
Gross Yards	3286	3095
Att./Comp.	482/260	424/252
Completion Pct.	53.9	59.4
Had Intercepted	29	14
<b>Punts/Average</b>	<b>80/39.2</b>	<b>65/39.5</b>
<b>Net Punting Avg.</b>	<b>80/32.8</b>	<b>65/33.0</b>
<b>Penalties/Yards</b>	<b>84/784</b>	<b>104/825</b>
<b>Fumbles/Ball Lost</b>	<b>26/18</b>	<b>34/15</b>
<b>Touchdowns</b>	<b>34</b>	<b>54</b>
Rushing	16	23
Passing	16	26
Returns	2	5

BY PERIODS	1	2	3	4	OT	PTS
Oilers	67	57	67	97	0	288
Opponents	100	157	81	110	12	460

SCORING	TD	RU	PA	RT	PAT	FG	S	TP
Kempf	0	0	0	0	33/34	17/21	0	84
Campbell	12	12	0	0	0	0	0	72
Smith	6	0	6	0	0	0	0	36
Dressel	4	0	4	0	0	0	0	24
Crutchfield LG	3	3	0	0	0	0	0	18
Moriarty	3	3	0	0	0	0	0	18
Renfro	2	0	2	0	0	0	0	12
Arnold	1	0	1	0	0	0	0	6
C. Brown	1	1	0	0	0	0	0	6
S. Brown	1	0	0	1	0	0	0	6
Edwards	1	0	1	0	0	0	0	6
McCloskey	1	0	1	0	0	0	0	6
Roaches	1	0	0	1	0	0	0	6
Walls	1	0	1	0	0	0	0	6
<b>Oilers</b>	<b>34</b>	<b>16</b>	<b>2</b>	<b>33/34</b>	<b>17/21</b>	<b>0</b>	<b>288</b>	
<b>Opponents</b>	<b>54</b>	<b>23</b>	<b>26</b>	<b>5</b>	<b>49/51</b>	<b>29/36</b>	<b>0</b>	<b>460</b>

RUSHING	No	Yds	Avg	Lg	TD
Campbell	322	1301	4.0	42	12
Crutchfield LG	140	578	4.1	17	3
Crutchfield TM	3	7	2.3	5	0
Moriarty	65	321	4.9	80	3
Craft	55	147	2.7	8	0
Luck	17	55	3.2	17	0
Walls	5	44	8.8	14	0
Nielsen	8	43	5.4	20	0
Edwards	16	40	2.5	9	0
Smith	2	16	8.0	9	0
Manning	2	13	6.5	11	0
Allen	1	5	5.0	5	0
Dressel	1	3	3.0	3	0

PASSING	Att	Cmp	Pct	Yards	Yds/Att	TD	Int	Lg	Sk/Yds	Rating
Luck	217	124	57.1	1375	6.34	8	13	66	16/138	63.4
Nielsen	175	90	51.4	1125	6.41	5	8	48	22/163	62.2
Manning	88	44	50.0	755	8.58	2	8	47	11/83	49.2
Bryant	1	1	100.0	24	24.0	1	0	24	0/0	158.3
James	1	1	100.0	7	7.0	0	0	7	0/0	95.8
<b>Oilers</b>	<b>482</b>	<b>260</b>	<b>53.9</b>	<b>3286</b>	<b>6.82</b>	<b>16</b>	<b>29</b>	<b>66</b>	<b>49/384</b>	<b>61.4</b>
<b>Opponents</b>	<b>424</b>	<b>252</b>	<b>59.4</b>	<b>3095</b>	<b>7.30</b>	<b>26</b>	<b>14</b>	<b>74</b>	<b>31/250</b>	<b>88.7</b>

Renfro	1	3	3.0	3	0
C. Brown	3	0	0.0	1	1
James	1	0	0.0	0	0
<b>Oilers</b>	<b>502</b>	<b>1998</b>	<b>4.0</b>	<b>80</b>	<b>16</b>
<b>Opponents</b>	<b>576</b>	<b>2787</b>	<b>4.8</b>	<b>52</b>	<b>23</b>

RECEIVING	No	Yds	Avg	Lg	TD
Smith	83	1176	14.2	47	6
Dressel	32	316	9.9	35	4
Renfro	23	316	13.7	38	2
Campbell	19	216	11.4	66	0
Crutchfield LG	19	133	7.0	15	0
Bryant	16	211	13.2	26	0
McCloskey	16	137	8.6	20	1
Holston	14	205	14.6	43	0
Walls	12	276	23.0	48	1
Arnold	12	137	11.4	37	1
Craft	12	99	8.3	14	0
Edwards	9	79	8.8	20	1
Casper TM	7	79	11.3	17	0
Moriarty	4	32	8.0	12	0
Kempf	1	7	7.0	7	0
<b>Oilers</b>	<b>260</b>	<b>3286</b>	<b>12.6</b>	<b>66</b>	<b>16</b>
<b>Opponents</b>	<b>252</b>	<b>3095</b>	<b>12.3</b>	<b>74</b>	<b>26</b>

INTERCEPTIONS	No	Yds	Avg	Lg	TD
Tullis	5	65	13.0	44	0
Hatchett LG	4	36	9.0	25	0
Kay	2	31	15.5	27	0
Bostic	2	0	0.0	0	0
Reinfeldt	1	19	19.0	19	0
S. Brown	1	16	16.0	16	0
Bingham	1	4	4.0	4	0
Abraham	1	0	0.0	0	0
Riley	1	0	0.0	0	0
<b>Oilers</b>	<b>14</b>	<b>135</b>	<b>9.6</b>	<b>44</b>	<b>0</b>
<b>Opponents</b>	<b>29</b>	<b>392</b>	<b>13.5</b>	<b>71</b>	<b>2</b>

PUNTING	No	Yds	Avg	Net	TB	In	Lg	B
James	79	3136	39.7	32.8	8	12	53	1
<b>Oilers</b>	<b>80</b>	<b>3136</b>	<b>39.2</b>	<b>32.8</b>	<b>8</b>	<b>12</b>	<b>53</b>	<b>1</b>
<b>Opponents</b>	<b>65</b>	<b>2567</b>	<b>39.5</b>	<b>33.0</b>	<b>13</b>	<b>19</b>	<b>60</b>	<b>0</b>

PUNT RETURNS	No	FC	Yds	Avg	Lg	TD
Roaches	20	9	159	8.0	23	0
<b>Oilers</b>	<b>20</b>	<b>9</b>	<b>159</b>	<b>8.0</b>	<b>23</b>	<b>0</b>
<b>Opponents</b>	<b>47</b>	<b>15</b>	<b>354</b>	<b>7.5</b>	<b>43</b>	<b>0</b>

KICKOFF RETURNS	No	Yds	Avg	Lg	TD
S. Brown	31	795	25.6	93	1
Roaches	34	641	18.9	97	1
Walls	9	110	12.2	25	0
Dressel	4	40	10.0	13	0
Moriarty	2	25	12.5	16	0
Hunt	1	12	12.0	12	0
McCloskey	1	11	11.0	11	0
Tullis	1	16	16.0	16	0
Riley	0	26	--	26	0
<b>Oilers</b>	<b>83</b>	<b>1676</b>	<b>20.2</b>	<b>97</b>	<b>2</b>
<b>Opponents</b>	<b>61</b>	<b>1280</b>	<b>21.0</b>	<b>55</b>	<b>0</b>

FIELD GOALS	1-19	20-29	30-39	40-49	50+
Kempf	1/1	4/4	7/8	4/6	1/2
<b>Oilers</b>	<b>1/1</b>	<b>4/4</b>	<b>7/8</b>	<b>4/6</b>	<b>1/2</b>
<b>Opponents</b>	<b>2/2</b>	<b>6/7</b>	<b>9/11</b>	<b>12/15</b>	<b>0/1</b>

**Kempf:** (49G, 59N) (40G, 34B, 38G) () (31G, 25G) (34G) () () (32G, 42N) (19G, 24G) () (47G, 21G) (34G) (51G) (23G) (41G, 45N, 39G) (34G)

**Opponents:** (46G, 42G) (36N, 41B, 26N) (49G, 35G, 20G, 22G) (48G) (18G) (45G, 39G, 30N, 49G, 35G) (44G, 28G, 48N) (31G, 52N, 41G) (37G, 37G, 29G, 30G) (44G, 29G) (35G) (26G) (41N) (19G) (44G, 45G) (48G, 37G)

SACKS
Baker 5.5, Taylor 4.5, Foster 3.5, Bostic 3.0, Hamm 3.0, Brazile 2.5, Sochia 2.5, Stensrud 2.0, Abraham 1.0, Hartwig 1.0, Hunt 1.0, Thompson 1.0, Riley 0.5
<b>Oilers 31.0, Opponents 49.0</b>

TACKLES (Solo-Assists-Total)
Bingham (87-48-135), Abraham (83-34-117), Bostic (70-21-91), Brazile (55-35-90), Hartwig (59-17-76), Riley (56-19-75), Baker (49-17-66), Brown (48-12-60), Tullis (50-9-59), Sochia (45-10-55), Hamm (41-12-53), Hunt (30-7-37), Thompson (29-5-34), Kay (27-4-31), Stensrud (18-8-26), Reinfeldt (15-7-22), Wilson (16-1-17), Foster (8-4-12), Joiner (4-1-5), Meadows (2-0-2)
<b>Oilers (792-271-1063)</b>

### USUAL STARTING LINEUP

OFFENSE
WR Mike Renfro (83)
Steve Bryant (81)
LT Doug France (77)
LG Mike Munchak (63)
C David Carter (58)
RG Bruce Matthews (74)
RT Harvey Salem (73)
TE Chris Dressel (88)
WR Tim Smith (83)
QB Gifford Nielsen (7)
Oliver Luck (10)
<b>RB Earl Campbell (34)</b>
FB Larry Moriarty (30)
or TE Mike McCloskey (89)

DEFENSE
LE Bob Hamm (90)
NT Brian Sochia (72)
Mike Stensrud (67)
RE Jesse Baker (75)
OLB Avon Riley (53)
ILB Gregg Bingham (54)
ILB Robert Abraham (56)
OLB Robert Brazile (52)
LCB Steve Brown (24)
Bill Kay (22)
RCB Willie Tullis (20)
SS Keith Bostic (25)
FS Carter Hartwig (36)

SPECIALISTS
K Florian Kempf (4)
P John James (6)

### Pro Bowl

**GM:** Ladd Herzog; **Head Coach:** Ed Biles (six games), Chuck Studley (10 games)

**Asst. Coaches:** O. Kay Dalton (off. coord.), Chuck Studley (def. coord.), Bill Allerheiligen (strength & cond.), Andy Bourgeois (WR), Ken Houston (DB), Elijah Pitts (off. backs), Vic Rapp (TE/ST), Dick Selcer (LB), Ralph Staub (DL), Bill Walsh (OL)

\* Coord. for first six games; head coach last 10 games

### AMERICAN FOOTBALL CONFERENCE STANDINGS

AFC EAST	W	L	T	PCT.
Miami	12	4	0	.750
New England	8	8	0	.500
Buffalo	8	8	0	.500
Baltimore	7	9	0	.438
N.Y. Jets	7	9	0	.438
AFC CENTRAL	W	L	T	PCT.
Pittsburgh	10	6	0	.625
Cleveland	9	7	0	.563
Cincinnati	7	9	0	.438
<b>Houston</b>	<b>2</b>	<b>14</b>	<b>0</b>	<b>.125</b>
AFC WEST	W	L	T	PCT.
L.A. Raiders	12	4	0	.750
* Seattle	9	7	0	.563
* Denver	9	7	0	.563
San Diego	6	10	0	.375
Kansas City	6	10	0	.375

### NATIONAL FOOTBALL CONFERENCE STANDINGS

NFC EAST	W	L	T	PCT.
Washington	14	2	0	.875
* Dallas	12	4	0	.750
St. Louis	8	7	1	.438
Philadelphia	5	11	0	.313
N.Y. Giants	3	12	1	.219
NFC CENTRAL	W	L	T	PCT.
Detroit	9	7	0	.563
Green Bay	8	8	0	.500
Chicago	8	8	0	.500
Minnesota	8	8	0	.500
Tampa Bay	2	14	0	.125
NFC WEST	W	L	T	PCT.
San Francisco	10	6	0	.625
* L.A. Rams	9	7	0	.563
New Orleans	8	8	0	.500
Atlanta	7	9	0	.438

\* Wild Card for Playoffs

# 1982 SEASON (1-8 REGULAR SEASON, 0-0 PLAYOFFS) • 13TH PLACE AFC

DATE	OPPONENT	SCORE	W/L	ATT
Sep. 12	at Cincinnati	6-27	L	52,268
Sep. 19	SEATTLE	23-21	W	43,117
Nov. 21	PITTSBURGH	10-24	L	42,338
Nov. 28	at New England	21-29	L	33,602
Dec. 5	at NY Giants	14-17	L	71,184
Dec. 13	DALLAS	7-37	L	51,808
Dec. 19	at Philadelphia	14-35	L	44,119
Dec. 26	CLEVELAND	14-20	L	36,559
Jan. 2	CINCINNATI	27-35	L	26,522

Note: strike-shortened season

	TITANS	OPP
<b>Total First Downs</b>	<b>138</b>	<b>187</b>
Rushing	52	67
Passing	81	106
Penalty	5	14
3rd Down: Made/Att	43/123	60/130
3rd Down Pct.	35.0	46.2
4th Down: Made/Att	8/12	2/6
4th Down Pct.	66.7	33.3
<b>Possession Avg.</b>	<b>27:40</b>	<b>32:20</b>
<b>Total Net Yards</b>	<b>2373</b>	<b>3438</b>
Avg. Per Game	263.7	382.0
Total Plays	551	613
Avg. Per Play	4.3	5.6
<b>Net Yards Rushing</b>	<b>799</b>	<b>1225</b>
Avg. Per Game	88.8	136.1
Total Rushes	225	298
<b>Net Yards Passing</b>	<b>1574</b>	<b>2213</b>
Avg. Per Game	174.9	245.9
Sacked/Yards Lost	39/308	31/240
Gross Yards	1882	2453
Att./Comp.	287/153	284/179
Completion Pct.	53.3	63.0
Had Intercepted	15	3
<b>Punts/Average</b>	<b>55/39.7</b>	<b>38/43.0</b>
<b>Net Punting Avg.</b>	<b>55/33.0</b>	<b>38/36.1</b>
<b>Penalties/Yards</b>	<b>52/424</b>	<b>59/454</b>
<b>Fumbles/Ball Lost</b>	<b>14/11</b>	<b>20/13</b>
<b>Touchdowns</b>	<b>18</b>	<b>30</b>
Rushing	5	10
Passing	12	18
Returns	1	2

BY PERIODS	1	2	3	4	OT	PTS
Oilers	24	27	31	54	0	136
Opponents	48	71	45	81	0	245

SCORING	TD	RU	PA	RT	PAT	FG	S	TP
Casper	6	0	6	0	0	0	0	36
Kempf	0	0	0	0	16/18	4/6	0	28
Craft	4	3	1	0	0	0	0	24
Renfro	3	0	3	0	0	0	0	18
Campbell	2	2	0	0	0	0	0	12
Allen	1	0	1	0	0	0	0	6
Holston	1	0	1	0	0	0	0	6
Reinfeldt*	1	0	0	1	0	0	0	6
<b>Oilers</b>	<b>18</b>	<b>5</b>	<b>12</b>	<b>1</b>	<b>16/18</b>	<b>4/6</b>	<b>0</b>	<b>136</b>
<b>Opponents</b>	<b>30</b>	<b>10</b>	<b>18</b>	<b>2</b>	<b>30/30</b>	<b>11/18</b>	<b>1</b>	<b>245</b>

\*recovered fumble in end zone

RUSHING	No	Yds	Avg	Lg	TD
Campbell	157	538	3.4	22	2
Manning	13	85	6.5	24	0
Edwards	15	58	3.9	8	0
Craft	18	42	2.3	10	3
Nielsen	9	37	4.1	9	0
Armstrong	8	15	1.9	5	0
Bailey	1	13	13.0	13	0
Casper	2	9	4.5	8	0
Allen	2	2	1.0	9	0
<b>Oilers</b>	<b>225</b>	<b>799</b>	<b>3.6</b>	<b>24</b>	<b>5</b>
<b>Opponents</b>	<b>298</b>	<b>1225</b>	<b>4.1</b>	<b>90t</b>	<b>10</b>

PASSING	Att	Cmp	Pct	Yards	Yds/Att	TD	Int	Lg	Sk/Yds	Rating
Nielsen	161	87	54.0	1005	6.24	6	8	46	12/92	64.8
Manning LG	132	67	50.8	880	6.67	6	8	54t	29/234	62.1
Manning TM	125	66	52.8	877	7.02	6	6	54t	27/216	71.3
Campbell	1	0	0.0	0	0.0	0	1	0	0/0	0.0
<b>Oilers</b>	<b>287</b>	<b>153</b>	<b>53.3</b>	<b>1882</b>	<b>6.56</b>	<b>12</b>	<b>15</b>	<b>54t</b>	<b>39/308</b>	<b>66.0</b>
<b>Opponents</b>	<b>284</b>	<b>179</b>	<b>63.0</b>	<b>2453</b>	<b>8.64</b>	<b>18</b>	<b>3</b>	<b>62t</b>	<b>31/240</b>	<b>107.3</b>

RECEIVING	No	Yds	Avg	Lg	TD
Casper	36	573	15.9	38	6
Bailey	26	367	14.1	27	0
Craft	23	230	10.0	49	1
Renfro	21	295	14.0	54t	3
Campbell	18	130	7.2	46	0
Armstrong	12	75	6.3	14	0
Edwards	9	53	5.9	21	0
Holston	5	116	23.2	38t	1
Allen	2	35	17.5	23t	1
Thomaselli	1	8	8.0	8	0
<b>Oilers</b>	<b>153</b>	<b>1882</b>	<b>12.3</b>	<b>54t</b>	<b>12</b>
<b>Opponents</b>	<b>179</b>	<b>2453</b>	<b>13.7</b>	<b>62t</b>	<b>18</b>

INTERCEPTIONS	No	Yds	Avg	Lg	TD
Brazile	1	31	31.0	31	0
Bingham	1	8	8.0	8	0
Perry	1	8	8.0	8	0
<b>Oilers</b>	<b>3</b>	<b>47</b>	<b>15.7</b>	<b>31</b>	<b>0</b>
<b>Opponents</b>	<b>15</b>	<b>47</b>	<b>3.1</b>	<b>22</b>	<b>1</b>

PUNTING	No	Yds	Avg	Net	TB	In	Lg	B
James LG	43	1741	40.5	34.1	4	7	56	0
James TM	31	1260	40.6	34.3	2	4	56	0
Parsley	24	926	38.6	31.3	2	3	51	0
<b>Oilers</b>	<b>55</b>	<b>2186</b>	<b>39.7</b>	<b>33.0</b>	<b>4</b>	<b>7</b>	<b>56</b>	<b>0</b>
<b>Opponents</b>	<b>38</b>	<b>1634</b>	<b>43.0</b>	<b>36.1</b>	<b>8</b>	<b>11</b>	<b>73</b>	<b>0</b>

PUNT RETURNS	No	FC	Yds	Avg	Lg	TD
Roaches	19	4	104	5.5	25	0
<b>Oilers</b>	<b>19</b>	<b>4</b>	<b>104</b>	<b>5.5</b>	<b>25</b>	<b>0</b>
<b>Opponents</b>	<b>35</b>	<b>11</b>	<b>293</b>	<b>8.4</b>	<b>24</b>	<b>0</b>

KICKOFF RETURNS	No	Yds	Avg	Lg	TD
Riley	1	27	27.0	27	0
Roaches	21	441	21.0	45	0
T. Wilson	2	40	20.0	26	0
Allen	15	292	19.5	38	0
Tullis	5	91	18.2	28	0
Thomaselli	1	7	7.0	7	0
Smith*	0	7	--	7	0
<b>Oilers</b>	<b>45</b>	<b>905</b>	<b>20.1</b>	<b>45</b>	<b>0</b>
<b>Opponents</b>	<b>26</b>	<b>564</b>	<b>21.7</b>	<b>55</b>	<b>0</b>

\*handoff from Roaches

FIELD GOALS	1-19	20-29	30-39	40-49	50+
Kempf	0/0	1/1	3/3	0/1	0/0
<b>Oilers</b>	<b>0/0</b>	<b>1/1</b>	<b>3/3</b>	<b>0/1</b>	<b>0/0</b>
<b>Opponents</b>	<b>1/1</b>	<b>6/6</b>	<b>1/3</b>	<b>2/6</b>	<b>1/3</b>

**Kempf:** ( ) (24G) (31G) (52N) ( ) ( ) (42N) (35G, 37G)  
**Opponents:** (47N, 43G, 43N, 25G) ( ) (48G) (23G, 25G) (37N, 26G, 42N) (22G, 36G, 53G) ( ) (45B, 18G, 55N, 24G) (51N)

**SACKS**  
 Baker 7.5, Brazile 6.5, Bingham 3.0, Kennard 3.0, Skaugstad 3.0, Riley 1.5, Stensrud 1.5, Bethea 1.0, Corker 1.0, Hunt 1.0, Washington 1.0  
**Oilers 31.0, Opponents 39.0**

**TACKLES (Solo-Assists-Total)**  
 Hunt (61-24-85), Bingham (63-21-84), Brazile (46-20-66), Perry (37-12-49), Reinfeldt (32-10-42), Riley (27-15-42), Stensrud (21-12-33), Baker (22-10-32), Kennard (20-9-29), Tullis (19-6-25), J. C. Wilson (21-4-25), Hartwig (22-2-24), Skaugstad (13-8-21), Stemrick (17-3-20), Thompson (13-3-16), Taylor (12-3-15), Bethea (10-4-14), Washington (9-5-14), Kay (9-2-11), Abraham (2-1-3)  
**Oilers (476-174-650)**

### USUAL STARTING LINEUP

**OFFENSE**

WR Harold Bailey (80)  
 LT John Schuhmacher (62)  
 LG Ralph Williams (68)  
 Mike Munchak (63)  
 C David Carter (58)  
 RG Ed Fisher (60)  
 RT Morris Towns (76)  
 TE Dave Casper (87)  
 WR Mike Renfro (82)  
 Mike Holston (84)  
 QB Archie Manning (8)  
 Gifford Nielsen (14)  
 RB Earl Campbell (34)  
 FB Stan Edwards (35)

**DEFENSE**

LE Ken Kennard (71)  
 NT Mike Stensrud (67)  
 RE Jesse Baker (75)  
 OLB Avon Riley (53)  
 ILB Gregg Bingham (54)  
 ILB Daryl Hunt (50)  
**OLB Robert Brazile (52)**  
 LCB J. C. Wilson (33)  
 RCB Greg Stemrick (27)  
 SS Carter Hartwig (36)  
 Vernon Perry (32)  
 FS Mike Reinfeldt (37)

**SPECIALISTS**

K Florian Kempf (4)  
 P John James (6)  
 Cliff Parsley (18)

**Pro Bowl**

**GM:** Ladd Herzog; **Head Coach:** Ed Biles  
**Asst. Coaches:** Jim Shofner (off. coord.), Bill Allerheiligen (strength & cond.), Andy Bourgeois (WR), Ray Callahan (OL), Bob Gambold (DB), Ken Houston (def. asst.), Elijah Pitts (off. backs), Dick Selcer (LB), Ralph Staub (DL)

### AMERICAN FOOTBALL CONFERENCE STANDINGS

AFC	W	L	T	PCT.
* L.A. Raiders	8	1	0	.889
* Miami	7	2	0	.778
* Cincinnati	7	2	0	.778
* Pittsburgh	6	3	0	.667
* San Diego	6	3	0	.667
* N.Y. Jets	6	3	0	.667
* New England	5	4	0	.556
* Cleveland	4	5	0	.444
Buffalo	4	5	0	.444
Seattle	4	5	0	.444
Kansas City	3	6	0	.333
Denver	2	7	0	.222
<b>Houston</b>	<b>1</b>	<b>8</b>	<b>0</b>	<b>.111</b>
Baltimore	0	8	1	.056

### NATIONAL FOOTBALL CONFERENCE STANDINGS

NFC	W	L	T	PCT.
* Washington	8	1	0	.889
* Dallas	6	3	0	.667
* Green Bay	5	3	1	.611
* Minnesota	5	4	0	.556
* Atlanta	5	4	0	.556
* St. Louis	5	4	0	.556
* Tampa Bay	5	4	0	.556
* Detroit	4	5	0	.444
New Orleans	4	5	0	.444
N.Y. Giants	4	5	0	.444
San Francisco	3	6	0	.333
Chicago	3	6	0	.333
Philadelphia	3	6	0	.333
L.A. Rams	2	7	0	.222

\* Playoff Participant

# 1981 SEASON (7-9 REGULAR SEASON, 0-0 PLAYOFFS) • 3RD PLACE AFC CENTRAL

DATE	OPPONENT	SCORE	W/L	ATT
Sep. 6	at L.A. Rams	27-20	W	63,198
Sep. 13	at Cleveland	9-3	W	79,483
Sep. 20	MIAMI	10-16	L	47,379
Sep. 27	at NY Jets	17-33	L	50,309
Oct. 4	CINCINNATI	17-10	W	44,350
Oct. 11	SEATTLE	35-17	W	42,671
Oct. 18	at New England	10-38	L	60,474
Oct. 26	at Pittsburgh	13-26	L	52,732
Nov. 1	at Cincinnati	21-34	L	54,736
Nov. 8	OAKLAND	17-16	W	45,519
Nov. 15	at Kansas City	10-23	L	73,984
Nov. 22	NEW ORLEANS	24-27	L	49,581
Nov. 29	ATLANTA	27-31	L	40,201
Dec. 3	CLEVELAND	17-13	W	44,502
Dec. 13	at San Francisco	6-28	L	55,707
Dec. 20	PITTSBURGH	21-20	W	41,056

	TITANS	OPP
<b>Total First Downs</b>	<b>241</b>	<b>325</b>
Rushing	103	138
Passing	124	162
Penalty	14	25
3rd Down: Made/Att	69/212	102/235
3rd Down Pct.	32.5	43.4
4th Down: Made/Att	--	--
4th Down Pct.	--	--
<b>Possession Avg.</b>	<b>27:56</b>	<b>32:04</b>
<b>Total Net Yards</b>	<b>4511</b>	<b>5726</b>
Avg. Per Game	281.9	357.9
Total Plays	947	1084
Avg. Per Play	4.8	5.3
<b>Net Yards Rushing</b>	<b>1734</b>	<b>2411</b>
Avg. Per Game	108.4	150.7
Total Rushes	466	549
<b>Net Yards Passing</b>	<b>2777</b>	<b>3315</b>
Avg. Per Game	173.6	207.2
Sacked/Yards Lost	40/342	33/239
Gross Yards	3119	3554
Att./Comp.	441/258	502/295
Completion Pct.	58.5	58.8
Had Intercepted	23	18
<b>Punts/Average</b>	<b>79/39.7</b>	<b>70/41.9</b>
<b>Net Punting Avg.</b>	<b>79/34.4</b>	<b>70/33.9</b>
<b>Penalties/Yards</b>	<b>93/825</b>	<b>92/838</b>
<b>Fumbles/Ball Lost</b>	<b>33/21</b>	<b>20/13</b>
<b>Touchdowns</b>	<b>34</b>	<b>39</b>
Rushing	11	16
Passing	21	22
Returns	2	1

BY PERIODS	1	2	3	4	OT	PTS
Oilers	47	66	55	113	0	281
Opponents	73	93	105	84	0	355

SCORING	TD	RU	PA	RT	PAT	FG	S	TP
Fritsch	0	0	0	0	32/34	15/22	0	77
Campbell	10	10	0	0			0	60
Casper	8	0	8	0			0	48
Burrough	7	0	7	0			0	42
Holston	2	0	2	0			0	12
Armstrong	1	0	1	0			0	6
Barber	1	0	1	0			0	6
Carpenter	1	0	1	0			0	6
Coleman	1	1	0	0			0	6
Renfro	1	0	1	0			0	6
Roaches	1	0	0	1			0	6
Tullis	1	0	0	1			0	6
<b>Oilers</b>	<b>34</b>	<b>11</b>	<b>21</b>	<b>2</b>	<b>32/34</b>	<b>15/22</b>	<b>0</b>	<b>281</b>
<b>Opponents</b>	<b>39</b>	<b>16</b>	<b>22</b>	<b>1</b>	<b>38/39</b>	<b>27/42</b>	<b>1</b>	<b>355</b>

RUSHING	No	Yds	Avg	Lg	TD
Campbell	361	1376	3.8	43	10
Armstrong	31	146	4.7	18	0
Coleman	21	91	4.3	30	1
Carpenter	18	74	4.1	20	0
T. Wilson	13	35	2.7	7	0
Reaves	6	13	2.2	13	0
Nielsen	6	2	0.3	4	0
Stabler	10	-3	-0.3	4	0
<b>Oilers</b>	<b>466</b>	<b>1734</b>	<b>3.7</b>	<b>43</b>	<b>11</b>
<b>Opponents</b>	<b>549</b>	<b>2411</b>	<b>4.4</b>	<b>56</b>	<b>16</b>

PASSING	Att	Cmp	Pct	Yards	Yds/Att	TD	Int	Lg	Sk/Yds	Rating
Stabler	285	165	57.9	1988	6.98	14	18	71t	29/254	69.5
Nielsen	93	60	64.5	709	7.62	5	3	44	8/61	92.1
J. Reaves	61	31	50.8	379	6.21	2	2	51t	3/27	67.6
Parsley	2	2	100.0	43	21.50	0	0	31	0/0	118.8
<b>Oilers</b>	<b>441</b>	<b>258</b>	<b>58.5</b>	<b>3119</b>	<b>7.07</b>	<b>21</b>	<b>23</b>	<b>71t</b>	<b>40/342</b>	<b>74.4</b>
<b>Opponents</b>	<b>502</b>	<b>295</b>	<b>58.8</b>	<b>3554</b>	<b>7.08</b>	<b>22</b>	<b>18</b>	<b>67t</b>	<b>33/239</b>	<b>80.2</b>

RECEIVING	No	Yds	Avg	Lg	TD
Burrough	40	668	16.7	71t	7
Renfro	39	451	11.6	43	1
Campbell	36	156	4.3	17	0
Casper	33	572	17.3	52t	8
Armstrong	29	278	9.6	48	1
Holston	27	427	15.8	50t	2
Coleman	19	211	11.1	24	0
Barber	13	190	14.6	35	1
Carpenter	13	80	6.2	33t	1
T. Wilson	5	33	6.6	11	0
Smith	2	37	18.5	25	0
Brooks LG	3	37	12.3	21	0
Brooks TM	2	16	8.0	16	0
Smith	2	37	18.5	25	0
<b>Oilers</b>	<b>258</b>	<b>3119</b>	<b>12.1</b>	<b>71t</b>	<b>21</b>
<b>Opponents</b>	<b>295</b>	<b>3554</b>	<b>12.0</b>	<b>67t</b>	<b>22</b>

INTERCEPTIONS	No	Yds	Avg	Lg	TD
Stemrick	3	94	31.3	38	0
Hartwig	3	78	26.0	36	0
Kay	2	47	23.5	30	0
Perry	2	46	23.0	34	0
Bingham	2	20	10.0	17	0
Reinfeldt	2	18	9.0	16	0
Brazile	2	7	3.5	7	0
Washington	1	19	19.0	19	0
J.C. Wilson	1	1	1.0	1	0
<b>Oilers</b>	<b>18</b>	<b>330</b>	<b>18.3</b>	<b>38</b>	<b>0</b>
<b>Opponents</b>	<b>23</b>	<b>289</b>	<b>12.6</b>	<b>49</b>	<b>0</b>

PUNTING	No	Yds	Avg	Net	TB	In	Lg	B
Parsley	79	3137	39.7	34.4	3	17	62	0
<b>Oilers</b>	<b>79</b>	<b>3137</b>	<b>39.7</b>	<b>34.4</b>	<b>3</b>	<b>17</b>	<b>62</b>	<b>0</b>
<b>Opponents</b>	<b>70</b>	<b>2935</b>	<b>41.9</b>	<b>33.9</b>	<b>12</b>	<b>17</b>	<b>65</b>	<b>1</b>

PUNT RETURNS	No	FC	Yds	Avg	Lg	TD
Roaches	39	4	296	7.6	40	0
Tullis	2	0	29	14.5	16	0
<b>Oilers</b>	<b>41</b>	<b>4</b>	<b>325</b>	<b>7.9</b>	<b>40</b>	<b>0</b>
<b>Opponents</b>	<b>47</b>	<b>19</b>	<b>360</b>	<b>7.7</b>	<b>26</b>	<b>0</b>

KICKOFF RETURNS	No	Yds	Avg	Lg	TD
Roaches	28	769	27.5	96t	1
Tullis	32	779	24.3	95t	1
T. Wilson	3	41	13.7	23	0
Armstrong	3	36	12.0	18	0
Hunt	3	19	6.3	11	0
J.C. Wilson	2	27	13.5	14	0
Riley	1	51	51.0	51	0
<b>Oilers</b>	<b>72</b>	<b>1722</b>	<b>23.9</b>	<b>96t</b>	<b>2</b>
<b>Opponents</b>	<b>59</b>	<b>1201</b>	<b>20.4</b>	<b>34</b>	<b>0</b>

FIELD GOALS	1-19	20-29	30-39	40-49	50+
Fritsch	0/0	3/4	4/4	7/13	1/1
<b>Oilers</b>	<b>0/0</b>	<b>3/4</b>	<b>4/4</b>	<b>7/13</b>	<b>1/1</b>
<b>Opponents</b>	<b>4/4</b>	<b>4/5</b>	<b>8/11</b>	<b>10/18</b>	<b>1/4</b>

**Fritsch:** (50G, 41G, 44B) (42G, 27G, 36G) (40G) (38G) (49N, 48G) ( ) (42G) (34G, 42N, 44G) (44N) (23G, 22N) (21G) (49G) ( ) (32G, 41N) ( ) (47N)

**Opponents:** (35G, 29N, 36G) (36B, 50B, 29G, 41N) (42G, 37G, 47N, 27G) (41G) (45G, 48N, 36N) (41G, 47N) (32N, 21G) (19G, 19G) (51G, 30G) (51N, 29G, 42G, 43G, 47N) (37G, 42G, 38G) (41B, 46G, 42G) (36G, 54N, 46N) (18G, 19G, 47N) ( ) (40G, 37G)

**SACKS**  
 Baker 10.0, Dorris 5.0, Stensrud 4.0, Kennard 3.5, Bethea 2.0, Brazile 6.0, Washington 2.0, Hunt 1.5, Bingham 1.0, Reinfeldt 1.0, Stringer 1.0, Skaugstad 0.5, Thompson 0.5  
**Oilers 33.0, Opponents 40.0**

**TACKLES (Solo-Assists-Total)**  
 Bingham (112-60-172), Hunt (81-46-127), Brazile (72-40-112), Perry (74-27-101), Kennard (62-29-91), Reinfeldt (49-34-83), Washington (53-21-74), J.C. Wilson (43-19-62), Baker (42-18-60), Dorris (33-27-60), Bethea (29-30-59), Stensrud (28-20-48), Stemrick (34-11-45), Skaugstad (20-18-38), Stringer (15-6-21), Thompson (13-5-18), Hartwig (10-7-17), Kay (13-4-17), Riley (6-8-14), Corker (3-2-5)  
**Oilers (792-432-1224)**

### USUAL STARTING LINEUP

OFFENSE	
WR	Ken Burrough (00)
LT	<b>Leon Gray (74)</b>
LG	John Schuhmacher (68)
C	David Carter (58)
RG	Ed Fisher (60)
RT	Morris Towns (76)
TE	Mike Barber (86)
	Dave Casper (87)
WR	Mike Renfro (82)
	Mike Holston (84)
QB	Ken Stabler (12)
RB	<b>Earl Campbell (34)</b>
FB	Tim Wilson (45)

DEFENSE	
LE	Andy Dorris (69)
NT	Ken Kennard (71)
RE	Elvin Bethea (65)
OLB	Ted Washington (59)
ILB	Gregg Bingham (54)
ILB	Daryl Hunt (50)
OLB	<b>Robert Brazile (52)</b>
LCB	J.C. Wilson (33)
RCB	Greg Stemrick (27)
SS	Vernon Perry (32)
FS	Mike Reinfeldt (37)

SPECIALISTS	
K	Toni Fritsch (16)
P	Cliff Parsley (18)

### ADDITIONAL PRO BOWL

**Carl Roaches**  
**Pro Bowl**  
**GM:** Ladd Herzeg; **Head Coach:** Ed Biles  
**Asst. Coaches:** Jim Shofner (off. coord.), Dick Nolan (def. coord.), Andy Bourgeois (WR), Ray Callahan (OL), Joe Galat (DL), Bob Gambold (DB), Elijah Pitts (off. backs), Dick Selcer (LB)

### AMERICAN FOOTBALL CONFERENCE STANDINGS

AFC EAST	W	L	T	PCT.
Miami	11	4	1	.719
* N.Y. Jets	10	5	1	.656
* Buffalo	10	6	0	.625
Baltimore	2	14	0	.125
New England	2	14	0	.125
<b>AFC CENTRAL</b>	<b>W</b>	<b>L</b>	<b>T</b>	<b>PCT.</b>
Cincinnati	12	4	0	.750
Pittsburgh	8	8	0	.500
<b>Houston</b>	<b>7</b>	<b>9</b>	<b>0</b>	<b>.438</b>
Cleveland	5	11	0	.313
<b>AFC WEST</b>	<b>W</b>	<b>L</b>	<b>T</b>	<b>PCT.</b>
San Diego	10	6	0	.625
Denver	10	6	0	.625
Kansas City	9	7	0	.563
Oakland	7	9	0	.438
Seattle	6	10	0	.375

### NATIONAL FOOTBALL CONFERENCE STANDINGS

NFC EAST	W	L	T	PCT.
Dallas	12	4	0	.750
* Philadelphia	10	6	0	.625
* N.Y. Giants	9	7	0	.563
Washington	8	8	0	.500
St. Louis	7	9	0	.438
<b>NFC CENTRAL</b>	<b>W</b>	<b>L</b>	<b>T</b>	<b>PCT.</b>
Tampa Bay	9	7	0	.563
Detroit	8	8	0	.500
Green Bay	8	8	0	.500
Minnesota	7	9	0	.438
Chicago	6	10	0	.375
<b>NFC WEST</b>	<b>W</b>	<b>L</b>	<b>T</b>	<b>PCT.</b>
San Francisco	10	6	0	.625
Atlanta	7	9	0	.438
Los Angeles	6	10	0	.375
New Orleans	4	12	0	.250

\* Wild Card for Playoffs

# 1980 SEASON (11-5 REGULAR SEASON, 0-1 PLAYOFFS) • 1ST PLACE AFC CENTRAL (TIED)

DATE	OPPONENT	SCORE	W/L	ATT
Sep. 7	at Pittsburgh	17-31	L	54,386
Sep. 15	at Cleveland	16-7	W	80,243
Sep. 21	BALTIMORE	21-16	W	47,878
Sep. 28	at Cincinnati	13-10	W	50,413
Oct. 5	SEATTLE	7-26	L	46,860
Oct. 12	at Kansas City	20-21	L	75,048
Oct. 19	TAMPA BAY	20-14	W	48,167
Oct. 26	CINCINNATI	23-3	W	49,189
Nov. 2	at Denver	20-16	W	74,717
Nov. 10	NEW ENGLAND	38-34	W	51,524
Nov. 16	at Chicago	10-6	W	59,390
Nov. 23	at NY Jets	28-31*	L	52,358
Nov. 30	CLEVELAND	14-17	L	61,514
Dec. 4	PITTSBURGH	6-0	W	53,960
Dec. 14	at Green Bay	22-3	W	53,201
Dec. 21	MINNESOTA	20-16	W	51,064
Dec. 28	at Oakland	7-27	L	52,762

\* Overtime

	TITANS	OPP
<b>Total First Downs</b>	<b>329</b>	<b>259</b>
Rushing	155	94
Passing	152	147
Penalty	22	18
3rd Down: Made/Att	92/211	76/211
3rd Down Pct.	43.6	36.0
4th Down: Made/Att	--	--
4th Down Pct.	--	--
<b>Possession Avg.</b>	<b>33:16</b>	<b>26:44</b>
<b>Total Net Yards</b>	<b>5642</b>	<b>4612</b>
Avg. Per Game	352.6	288.3
Total Plays	1063	932
Avg. Per Play	5.3	4.9
<b>Net Yards Rushing</b>	<b>2635</b>	<b>1811</b>
Avg. Per Game	164.7	113.2
Total Rushes	573	444
<b>Net Yards Passing</b>	<b>3007</b>	<b>2801</b>
Avg. Per Game	187.9	175.1
Sacked/Yards Lost	27/264	34/252
Gross Yards	3271	3053
Att./Comp.	463/296	454/246
Completion Pct.	63.9	54.2
Had Intercepted	28	26
<b>Punts/Average</b>	<b>67/40.7</b>	<b>78/40.9</b>
<b>Net Punting Avg.</b>	<b>67/32.4</b>	<b>78/34.2</b>
<b>Penalties/Yards</b>	<b>101/838</b>	<b>101/758</b>
<b>Fumbles/Ball Lost</b>	<b>33/19</b>	<b>22/13</b>
<b>Touchdowns</b>	<b>34</b>	<b>27</b>
Rushing	18	8
Passing	15	16
Returns	1	3

BY PERIODS	1	2	3	4	OT	PTS
Oilers	25	83	83	105	0	295
Opponents	63	85	34	66	3	251

SCORING	TD	RU	PA	RT	PAT	FG	S	TP
Fritsch	0	0	0	0	26/27	19/24	0	83
Campbell	13	13	0	0	0	0	0	78
Barber	5	0	5	0	0	0	0	30
Casper LG	4	0	4	0	0	0	0	24
Caster TM	3	0	3	0	0	0	0	18
Marcol LG	1	0	0	1	18/10	3/4	0	23
Marcol TM	0	0	0	0	1/3	1/1	0	4
Carpenter	3	3	0	0	0	0	0	18
Caster	3	0	3	0	0	0	0	18
Johnson	2	0	2	0	0	0	0	12
T. Wilson	2	1	1	0	0	0	0	12
Coleman	1	1	0	0	0	0	0	6
Corker	1	0	0	1	0	0	0	6
Renfro	1	0	1	0	0	0	0	6
Thompson	0	0	0	0	4/4	0/0	0	4
<b>Oilers</b>	<b>34</b>	<b>18</b>	<b>15</b>	<b>1</b>	<b>31/34</b>	<b>20/25</b>	<b>0</b>	<b>295</b>
<b>Opponents</b>	<b>27</b>	<b>8</b>	<b>16</b>	<b>3</b>	<b>26/27</b>	<b>21/29</b>	<b>0</b>	<b>251</b>

RUSHING	No	Yds	Avg	Lg	TD
Campbell	373	1934	5.2	55t	13
Carpenter	97	359	3.7	46	3
T. Wilson	66	257	3.9	15	1
Coleman	14	82	5.9	27	1
Renfro	1	12	12.0	12	0
Casper LG	2	8	4.0	6	0
Casper TM	2	8	4.0	6	0
Clark	1	3	3.0	3	0
Barber	1	1	1.0	1	0
Johnson	2	1	0.5	4	0
Nielsen	1	0	0.0	0	0
Stabler	15	-22	-1.5	0	0
<b>Oilers</b>	<b>573</b>	<b>2635</b>	<b>4.6</b>	<b>55t</b>	<b>18</b>
<b>Opponents</b>	<b>444</b>	<b>1811</b>	<b>4.1</b>	<b>58</b>	<b>8</b>

PASSING	Att	Cmp	Pct	Yards	Yds/Att	TD	Int	Lg	Sk/Yds	Rating
Stabler	457	293	64.1	3202	7.01	13	28	79t	27/264	68.7
Campbell	2	1	50.0	57	28.50	1	0	57t	0/0	135.4
Nielsen	4	2	50.0	12	3.00	1	0	8t	0/0	95.8
<b>Oilers</b>	<b>463</b>	<b>296</b>	<b>63.9</b>	<b>3271</b>	<b>7.06</b>	<b>15</b>	<b>28</b>	<b>79t</b>	<b>27/264</b>	<b>70.4</b>
<b>Opponents</b>	<b>454</b>	<b>246</b>	<b>54.2</b>	<b>3053</b>	<b>6.72</b>	<b>16</b>	<b>26</b>	<b>50t</b>	<b>34/252</b>	<b>63.1</b>

RECEIVING	No	Yds	Avg	Lg	TD
Barber	59	712	12.1	79t	5
Carpenter	43	346	8.0	25	0
Renfro	35	459	13.1	42	1
Casper LG	56	796	14.2	43	4
Casper TM	34	526	15.5	43	3
Johnson	31	343	11.1	57t	2
T. Wilson	30	170	5.7	13	1
Caster	27	341	12.6	68t	3
Coleman	16	168	10.5	27	0
Campbell	11	47	4.3	10	0
Burrough	4	91	22.8	54	0
Groth	4	47	11.8	18	0
Smith	2	21	10.5	13	0
<b>Oilers</b>	<b>296</b>	<b>3271</b>	<b>11.1</b>	<b>79t</b>	<b>15</b>
<b>Opponents</b>	<b>246</b>	<b>3053</b>	<b>12.4</b>	<b>50t</b>	<b>16</b>

INTERCEPTIONS	No	Yds	Avg	Lg	TD
Tatum	7	100	14.3	35	0
Perry	5	85	17.0	42	0
Reinfeldt	4	36	9.0	23	0
Stemrick	4	25	6.3	15	0
Brazile	2	38	19.0	33	0
J. Wilson	2	26	13.0	26	0
Henderson LG	1	3	3.0	3	0
Henderson TM	1	3	3.0	3	0
Hartwig	1	0	0.0	0	0
<b>Oilers</b>	<b>26</b>	<b>313</b>	<b>12.0</b>	<b>42</b>	<b>0</b>
<b>Opponents</b>	<b>28</b>	<b>424</b>	<b>15.1</b>	<b>82t</b>	<b>2</b>

PUNTING	No	Yds	Avg	Net	TB	In	Lg	B
Parsley	67	2727	40.7	32.4	8	19	57	0
Marcol LG	1	33	33.0	13.0	1	0	33	0
<b>Oilers</b>	<b>67</b>	<b>2727</b>	<b>40.7</b>	<b>32.4</b>	<b>8</b>	<b>19</b>	<b>57</b>	<b>0</b>
<b>Opponents</b>	<b>78</b>	<b>3193</b>	<b>40.9</b>	<b>34.2</b>	<b>7</b>	<b>15</b>	<b>57</b>	<b>0</b>

PUNT RETURNS	No	FC	Yds	Avg	Lg	TD
Roaches	47	6	384	8.2	68	0
Groth	1	0	0	0.0	0	0
Bingham	0	2	--	--	0	0
<b>Oilers</b>	<b>48</b>	<b>8</b>	<b>384</b>	<b>8.0</b>	<b>68</b>	<b>0</b>
<b>Opponents</b>	<b>40</b>	<b>9</b>	<b>394</b>	<b>9.9</b>	<b>50</b>	<b>0</b>

KICKOFF RETURNS	No	Yds	Avg	Lg	TD
Roaches	37	746	20.2	46	0
Groth	12	216	18.0	27	0
Barber	1	12	12.0	12	0
Carpenter	1	7	7.0	7	0
Bingham	1	0	0.0	0	0
Smith	1	0	0.0	0	0
<b>Oilers</b>	<b>53</b>	<b>981</b>	<b>18.5</b>	<b>46</b>	<b>0</b>
<b>Opponents</b>	<b>68</b>	<b>1265</b>	<b>18.6</b>	<b>63</b>	<b>0</b>

FIELD GOALS	1-19	20-29	30-39	40-49	50+
Fritsch	1/1	7/9	7/8	4/6	0/0
Marcol LG	0/0	1/1	0/1	2/2	0/0
Marcol TM	0/0	1/1	0/0	0/0	0/0
<b>Oilers</b>	<b>1/1</b>	<b>8/10</b>	<b>7/8</b>	<b>4/6</b>	<b>0/0</b>
<b>Opponents</b>	<b>0/0</b>	<b>12/12</b>	<b>5/7</b>	<b>3/7</b>	<b>1/3</b>

**Fritsch:** (31G) (25G, 29G, 17G) () (27G, 29G) () (41G, 46G) (21G, 33G, 49N) (33G, 46G, 30G) () (45G) (29N, 29G) (29N) (38N) (37G, 33G) () (23G, 31G, 48B)  
**Marcol:** () () () () () () () () () () (27G) ()  
**Opponents:** (49N, 27G) () (30G, 23G, 29G) (26G) (32G, 33G, 50G, 44G, 40N) (53N) () (23G, 43N) (45G, 20G, 28G) (26G, 44G, 40N) (53N) () (23G, 43N) (45G, 20G, 28G) (26G, 44G, 32B) (27G, 22G) (36N, 38G) (50N, 25G) (42N) (28G) (38G)

**SACKS**  
 Stensrud 7.0, Baker 6.5, Brazile 6.5, Washington 4.0, Bethea 2.0, Bingham 1.0, Henderson 1.0, Kennard 0.5  
**Oilers 34.0, Opponents 27.0**

**TACKLES (Solo-Assists-Total)**  
 Bingham (112-100-212), Brazile (73-68-141), Perry (55-56-111), Reinfeldt (61-48-109), Washington (60-38-98), Wilson (55-39-94), Bethea (40-37-77), Hunt (34-43-77), Dorris (34-34-68), Kennard (26-40-66), Stringer (26-29-55), Stensrud (32-23-55), Stemrick (33-15-48), Baker (25-19-44), Tatum (15-9-24), Thompson (6-13-19), Henderson (11-7-18), Hartwig (4-2-6)  
**Oilers (702-620-1322)**

### USUAL STARTING LINEUP

**OFFENSE**

WR Billy Johnson (84)  
 or TE **Dave Casper (87)**  
 LT Leon Gray (74)  
 LG Bob Young  
 C Carl Mauck  
 RG Ed Fisher (60)  
 RT Morris Towns (76)  
 TE Mike Barber (86)  
 WR Mike Renfro (82)  
 QB Ken Stabler (12)  
**RB Earl Campbell (34)**  
 FB Tim Wilson (45)

**DEFENSE**

LE Andy Dorris (69)  
 NT Ken Kennard (71)  
 RE Elvin Bethea (65)  
 OLB Ted Washington (59)  
 ILB Art Stringer (56)  
 Daryl Hunt (50)  
 ILB Gregg Bingham (54)  
 OLB Robert Brazile (52)  
 LCB J.C. Wilson (33)  
**RCB Greg Stemrick (27)**  
 SS Vernon Perry (32)  
 FS Mike Reinfeldt (37)

**SPECIALISTS**

K Toni Fritsch (16)  
 P Cliff Parsley (18)

**Pro Bowl**  
All-Pro

**GM/Head Coach:** Bum Phillips  
**Asst. Coaches:** Ed Biles (def. coord.), Andy Bourgeois (off. backs), Joe Bugel (off. line), King Hill (WR/QB), Wade Phillips (DL), Bob Gambold (DB), John Paul Young (ST/LB)

### AMERICAN FOOTBALL CONFERENCE STANDINGS

AFC EAST	W	L	T	PCT.
Buffalo	11	5	0	.688
New England	10	6	0	.625
Miami	8	8	0	.500
Baltimore	7	9	0	.438
N.Y. Jets	4	12	0	.250

AFC CENTRAL	W	L	T	PCT.
Cleveland	11	5	0	.688
* Houston	11	5	0	.688
Pittsburgh	9	7	0	.563
Cincinnati	6	10	0	.375

AFC WEST	W	L	T	PCT.
San Diego	11	5	0	.688
* Oakland	11	5	0	.688
Kansas City	8	8	0	.500
Denver	8	8	0	.500
Seattle	4	12	0	.250

### NATIONAL FOOTBALL CONFERENCE STANDINGS

NFC EAST	W	L	T	PCT.
Philadelphia	12	4	0	.750
* Dallas	12	4	0	.750
Washington	6	10	0	.375
St. Louis	5	11	0	.313
N.Y. Giants	4	12	0	.250

NFC CENTRAL	W	L	T	PCT.
Minnesota	9	7	0	.563
Detroit	10	6	0	.625
Chicago	7	9	0	.438
Tampa Bay	5	10	1	.344
Green Bay	5	10	1	.344

NFC WEST	W	L	T	PCT.
Atlanta	12	4	0	.750
* Los Angeles	11	5	0	.688
San Francisco	6	10	0	.375
New Orleans	1	15	0	.063

\* Wild Card for Playoffs

## 1979 SEASON (11-5 REGULAR SEASON, 2-1 PLAYOFFS) • 2ND PLACE AFC CENTRAL

DATE	OPPONENT	SCORE	W/L	ATT
Sep. 2	at Washington	29-27	W	54,582
Sep. 9	at Pittsburgh	7-38	L	49,792
Sep. 16	KANSAS CITY	20-6	W	45,684
Sep. 23	at Cincinnati	30-27*	W	45,615
Sep. 30	CLEVELAND	31-10	W	48,915
Oct. 7	ST. LOUIS	17-24	L	53,043
Oct. 14	at Baltimore	28-16	W	45,021
Oct. 21	at Seattle	14-34	L	60,705
Oct. 28	NY JETS	27-24*	W	45,825
Nov. 5	at Miami	9-6	W	70,273
Nov. 11	OAKLAND	31-17	W	48,614
Nov. 18	CINCINNATI	42-21	W	49,829
Nov. 22	at Dallas	30-24	W	63,897
Dec. 2	at Cleveland	7-14	L	69,112
Dec. 10	PITTSBURGH	20-17	W	55,293
Dec. 16	PHILADELPHIA	20-26	L	49,407
Dec. 23	DENVER	13-7	W	48,776
Dec. 29	at San Diego	17-14	W	51,192
Jan. 6	at Pittsburgh	13-27	L	50,475

\* Overtime

	TITANS	OPP
<b>Total First Downs</b>	<b>268</b>	<b>304</b>
Rushing	149	125
Passing	100	158
Penalty	19	21
3rd Down: Made/Att	107/253	97/226
3rd Down Pct.	42.3	42.9
4th Down: Made/Att	--	--
4th Down Pct.	--	--
<b>Possession Avg.</b>	<b>30:42</b>	<b>29:18</b>
<b>Total Net Yards</b>	<b>4827</b>	<b>4990</b>
Avg. Per Game	301.7	311.9
Total Plays	1034	1038
Avg. Per Play	4.7	4.8
<b>Net Yards Rushing</b>	<b>2571</b>	<b>2225</b>
Avg. Per Game	160.7	139.1
Total Rushes	616	522
<b>Net Yards Passing</b>	<b>2256</b>	<b>2765</b>
Avg. Per Game	141.0	172.8
Sacked/Yards Lost	32/238	51/421
Gross Yards	2494	3186
Att./Comp.	386/195	465/242
Completion Pct.	50.5	52.0
Had Intercepted	21	34
<b>Punts/Average</b>	<b>93/40.6</b>	<b>73/41.0</b>
<b>Net Punting Avg.</b>	<b>93/31.7</b>	<b>73/35.8</b>
<b>Penalties/Yards</b>	<b>109/942</b>	<b>103/920</b>
<b>Fumbles/Ball Lost</b>	<b>31/11</b>	<b>29/16</b>
<b>Touchdowns</b>	<b>43</b>	<b>40</b>
Rushing	24	19
Passing	17	18
Returns	2	3

BY PERIODS	1	2	3	4	OT	PTS
Oilers	58	144	81	73	6	362
Opponents	81	87	50	113	0	331

SCORING	TD	RU	PA	RT	PAT	FG	S	TP
Campbell	19	19	0	0			0	114
Fritsch	0	0	0	0	41/43	21/25	0	104
Burrough	6	0	6	0			0	36
Carpenter	4	3	1	0			0	24
Barber	3	0	3	0			0	18
T. Wilson	3	2	1	0			0	18
Renfro	2	0	2	0			0	12
Baker	1	0	0	1			0	6
Caster	1	0	1	0			0	6
Coleman	1	0	1	0			0	6
Johnson	1	0	1	0			0	6
Merkens	1	0	1	0			0	6
J.C. Wilson	1	0	0	1			0	6
<b>Oilers</b>	<b>43</b>	<b>24</b>	<b>17</b>	<b>2</b>	<b>41/43</b>	<b>21/25</b>	<b>0</b>	<b>362</b>
<b>Opponents</b>	<b>40</b>	<b>19</b>	<b>18</b>	<b>3</b>	<b>37/40</b>	<b>18/28</b>	<b>0</b>	<b>331</b>

RUSHING	No	Yds	Avg	Lg	TD
Campbell	368	1697	4.6	61t	19
Carpenter	92	355	3.9	13	3
T. Wilson	84	319	3.8	19	2
Coleman	21	81	3.9	10	0
Clark	22	51	2.3	7	0
Caster	4	25	6.3	10	0
Pastorini	15	23	1.5	14	0
King	3	9	3.0	4	0
Nielsen	5	7	1.4	7	0
Barber	2	4	2.0	6	0
<b>Oilers</b>	<b>616</b>	<b>2571</b>	<b>4.2</b>	<b>61t</b>	<b>24</b>
<b>Opponents</b>	<b>522</b>	<b>2225</b>	<b>4.3</b>	<b>40</b>	<b>19</b>

PASSING	Att	Cmp	Pct	Yards	Yds/Att	TD	Int	Lg	Sk/Yds	Rating
Pastorini	324	163	50.3	2090	6.45	14	18	55t	29/212	62.1
G. Nielsen	61	32	52.5	404	6.62	3	3	41	3/26	69.3
Burrough	1	0	0.0	0	0.00	0	0	0	0/0	39.6
<b>Oilers</b>	<b>386</b>	<b>195</b>	<b>50.5</b>	<b>2494</b>	<b>6.46</b>	<b>17</b>	<b>21</b>	<b>55t</b>	<b>32/238</b>	<b>63.1</b>
<b>Opponents</b>	<b>465</b>	<b>242</b>	<b>52.0</b>	<b>3186</b>	<b>6.85</b>	<b>18</b>	<b>34</b>	<b>56t</b>	<b>51/421</b>	<b>56.4</b>

RECEIVING	No	Yds	Avg	Lg	TD
Burrough	40	752	18.8	55t	6
T. Wilson	29	208	7.2	24t	1
Barber	27	377	14.0	37t	3
Caster	18	239	13.3	36	1
Renfro	16	323	20.2	49	2
Carpenter	16	116	7.3	22	1
Campbell	16	94	5.9	46	0
Coleman	12	114	9.5	17	1
Johnson	6	108	18.0	29	1
Clark	6	58	9.7	38	0
Rucker	4	40	10.0	16	0
Merkens	3	44	14.7	20	1
Ellender	1	15	15.0	15	0
Groth	1	6	6.0	6	0
<b>Oilers</b>	<b>195</b>	<b>2494</b>	<b>12.8</b>	<b>55t</b>	<b>17</b>
<b>Opponents</b>	<b>242</b>	<b>3186</b>	<b>13.2</b>	<b>56t</b>	<b>18</b>

INTERCEPTIONS	No	Yds	Avg	Lg	TD
Reinfeldt	12	205	17.1	39	0
J.C. Wilson	6	135	22.5	66	1
Bingham	3	78	26.0	54	0
Perry	3	33	11.0	24	0
Stemrick	2	50	25.0	50	0
Brazile	2	45	22.5	26	0
Alexander	2	27	13.5	19	0
Hartwig	2	24	12.0	24	0
Stringer	2	21	10.5	21	0
<b>Oilers</b>	<b>34</b>	<b>618</b>	<b>18.2</b>	<b>66</b>	<b>1</b>
<b>Opponents</b>	<b>21</b>	<b>290</b>	<b>13.8</b>	<b>68</b>	<b>1</b>

PUNTING	No	Yds	Avg	Net	TB	In	Lg	B
Parsley	93	3777	40.6	31.7	5	14	59	0
<b>Oilers</b>	<b>93</b>	<b>3777</b>	<b>40.6</b>	<b>31.7</b>	<b>5</b>	<b>14</b>	<b>59</b>	<b>0</b>
<b>Opponents</b>	<b>73</b>	<b>2992</b>	<b>41.0</b>	<b>35.8</b>	<b>8</b>	<b>19</b>	<b>57</b>	<b>0</b>

PUNT RETURNS	No	FC	Yds	Avg	Lg	TD
Ellender	31	2	203	6.5	36	0
Johnson	4	0	17	4.3	16	0
Merkes	2	5	6	3.0	6	0
Coleman	1	0	-5	-5.0	-5	0
Thompson	0	1	0	0.0	0	0
<b>Oilers</b>	<b>38</b>	<b>8</b>	<b>221</b>	<b>5.8</b>	<b>36</b>	<b>0</b>
<b>Opponents</b>	<b>64</b>	<b>9</b>	<b>726</b>	<b>11.3</b>	<b>55t</b>	<b>1</b>

KICKOFF RETURNS	No	Yds	Avg	Lg	TD
Ellender	24	514	21.4	35	0
Coleman	16	321	20.1	27	0
Hartwig	13	238	18.3	37	0
Johnson	4	37	9.3	12	0
Carpenter	2	34	17.0	17	0
T. Wilson	2	30	15.0	15	0
Merkens	2	22	11.0	13	0
Groth	1	21	21.0	21	0
King	1	17	17.0	17	0
Caster	1	0	0.0	0	0
Stemrick	1	0	0.0	0	0
<b>Oilers</b>	<b>67</b>	<b>1234</b>	<b>18.4</b>	<b>37</b>	<b>0</b>
<b>Opponents</b>	<b>69</b>	<b>1310</b>	<b>19.0</b>	<b>58</b>	<b>0</b>

FIELD GOALS	1-19	20-29	30-39	40-49	50+
Fritsch	0/0	7/7	5/6	7/10	2/2
<b>Oilers</b>	<b>0/0</b>	<b>7/7</b>	<b>5/6</b>	<b>7/10</b>	<b>2/2</b>
<b>Opponents</b>	<b>0/0</b>	<b>2/3</b>	<b>8/12</b>	<b>5/9</b>	<b>3/4</b>

Fritsch: (41G, 46G, 26G) ( ) (28G, 23G) (33G, 47G, 29G) (28G) (51G) ( ) (31N, 47G, 35G) (46G, 48N, 48G, 39G) (51G) ( ) (27G) (43B) (44N, 24G, 34G) (44G, 37G)

Opponents: (37G, 39G, 70N) (45G, 42N) (27N) (52G, 48N, 55G, 32N) (44G, 32) (24G) (35N, 34G) (48G, 30G) (31G) (32G, 51G) (32G) ( ) (44G) (36N, 41N) (37G, 41N) (22G, 41G)

SACKS
Baker 15.5, Dorris 9.5, Washington 8.0, Brazile 5.0, Kennard 4.5, Culp 3.0, Stensrud 2.0, Bingham 1.0
<b>Oilers 51.0, Opponents 32.0</b>

TACKLES (Solo-Assists-Total)
Bingham (100-103-203), Brazile (86-58-144), Perry (55-56-111), Dorris (44-48-92), Stringer (59-32-91), Wilson (57-43-100), Reinfeldt (50-38-88), Washington (66-21-87), Culp (54-24-78), Bethea (34-31-65), Hunt (26-36-62), Stemrick (40-16-56), Baker (32-22-54), Thompson (22-13-35), Kennard (19-15-34), Hartwig (8-3-11), Stensrud ((5-3-8), Currier (5-1-6)
<b>Oilers (762-560-1322)</b>

### USUAL STARTING LINEUP

<b>OFFENSE</b>	
WR	Ken Burrough (00)
<b>LT</b>	<b>Leon Gray (74)</b>
LG	Conway Hayman (70)
C	Carl Mauck (55)
RG	Ed Fisher (60)
RT	Morris Towns (76)
TE	Mike Barber (86)
WR	Rich Caster (88)
QB	Dan Pastorini (7)
<b>RB</b>	<b>Earl Campbell (34)</b>
FB	Tim Wilson (45)
<b>DEFENSE</b>	
LE	Andy Dorris (69)
NT	Curley Culp (78)
<b>RE</b>	<b>Elvin Bethea (65)</b>
OLB	Ted Washington (59)
ILB	Gregg Bingham (54)
ILB	Art Stringer (56)
	Daryl Hunt (50)
<b>OLB</b>	<b>Robert Brazile (52)</b>
LCB	J.C. Wilson (33)
RCB	Greg Stemrick (27)
SS	Vernon Perry (32)
<b>FS</b>	<b>Mike Reinfeldt (37)</b>
<b>SPECIALISTS</b>	
<b>K</b>	<b>Toni Fritsch (16)</b>
<b>P</b>	<b>Cliff Parsley (18)</b>
<b>NFL MOST VALUABLE PLAYER</b>	
Earl Campbell	
<b>Pro Bowl</b>	
All-Pro	
<b>GM/Head Coach:</b> Bum Phillips	
<b>Asst. Coaches:</b> Ed Biles (def. coord./LB), Andy Bourgeois (off. backs), Joe Bugel (off. line), King Hill (WR), Wade Phillips (DL), Bob Gambold (DB), John Paul Young (ST)	

### AMERICAN FOOTBALL CONFERENCE STANDINGS

<b>AFC EAST</b>				
	W	L	T	PCT.
Miami	10	6	0	.625
New England	9	7	0	.563
N.Y. Jets	8	8	0	.500
Buffalo	7	9	0	.438
Baltimore	5	11	0	.313
<b>AFC CENTRAL</b>				
	W	L	T	PCT.
Pittsburgh	12	4	0	.750
* Houston	11	5	0	.688
Cleveland	9	7	0	.563
Cincinnati	4	12	0	.250
<b>AFC WEST</b>				
	W	L	T	PCT.
San Diego	12	4	0	.750
* Denver	10	6	0	.625
Seattle	9	7	0	.563
Oakland	9	7	0	.563
Kansas City	7	9	0	.438

### NATIONAL FOOTBALL CONFERENCE STANDINGS

<b>NFC EAST</b>				
	W	L	T	PCT.
Dallas	11	5	0	.688
* Philadelphia	11	5	0	.688
Washington	10	6	0	.625
N.Y. Giants	6	10	0	.375
St. Louis	5	11	0	.313
<b>AFC CENTRAL</b>				
	W	L	T	PCT.
Tampa Bay	10	6	0	.625
* Chicago	10	6	0	.625
Minnesota	7	9	0	.438
Green Bay	5	11	0	.313
Detroit	2	14	0	.125
<b>AFC WEST</b>				
	W	L	T	PCT.
Los Angeles	9	7	0	.563
New Orleans	8	8	0	.500
Atlanta	6	10	0	.375
San Francisco	2	14	0	.125

\* Wild Card for Playoffs

# 1978 SEASON (10-6 REGULAR SEASON, 2-1 PLAYOFFS) • 2ND PLACE AFC CENTRAL

DATE	OPPONENT	SCORE	W/L	ATT
Sep. 3	at Atlanta	14-20	L	57,328
Sep. 10	at Kansas City	20-17	W	40,213
Sep. 17	SAN FRANCISCO	20-19	W	46,161
Sep. 24	LOS ANGELES	6-10	L	45,749
Oct. 1	at Cleveland	16-13	W	72,776
Oct. 8	at Oakland	17-21	L	52,550
Oct. 15	BUFFALO	17-10	W	47,727
Oct. 23	at Pittsburgh	24-17	W	48,021
Oct. 29	at Cincinnati	13-28	L	50,532
Nov. 5	CLEVELAND	14-10	W	45,827
Nov. 12	at New England	26-23	W	60,356
Nov. 20	MIAMI	35-30	W	50,290
Nov. 26	CINCINNATI	17-10	W	43,245
Dec. 3	PITTSBURGH	3-13	L	54,261
Dec. 10	at New Orleans	17-12	W	63,169
Dec. 17	SAN DIEGO	24-45	L	49,554
Dec. 24	at Miami	17-9	W	70,036
Dec. 31	at New England	31-14	W	61,297
Jan. 7	at Pittsburgh	5-34	L	49,417

\* Overtime

	TITANS	OPP
<b>Total First Downs</b>	<b>276</b>	<b>292</b>
Rushing	135	120
Passing	119	144
Penalty	22	28
3rd Down: Made/Att	100/232	90/225
3rd Down Pct.	43.1	40.0
4th Down: Made/Att	--	--
4th Down Pct.	--	--
<b>Possession Avg.</b>	<b>29:44</b>	<b>30:16</b>
<b>Total Net Yards</b>	<b>4814</b>	<b>4914</b>
Avg. Per Game	300.9	307.1
Total Plays	993	1021
Avg. Per Play	4.8	4.8
<b>Net Yards Rushing</b>	<b>2476</b>	<b>2072</b>
Avg. Per Game	154.8	129.5
Total Rushes	603	556
<b>Net Yards Passing</b>	<b>2338</b>	<b>2842</b>
Avg. Per Game	146.1	177.6
Sacked/Yards Lost	17/135	37/283
Gross Yards	2473	3125
Att./Comp.	373/201	428/240
Completion Pct.	53.9	56.1
Had Intercepted	17	17
<b>Punts/Average</b>	<b>92/38.5</b>	<b>81/42.7</b>
<b>Net Punting Avg.</b>	<b>92/31.5</b>	<b>81/35.1</b>
<b>Penalties/Yards</b>	<b>102/833</b>	<b>99/940</b>
<b>Fumbles/Ball Lost</b>	<b>35/21</b>	<b>28/16</b>
<b>Touchdowns</b>	<b>35</b>	<b>34</b>
Rushing	19	14
Passing	16	17
Returns	0	3

BY PERIODS	1	2	3	4	OT	PTS
Oilers	38	80	65	100	0	283
Opponents	43	119	67	69	0	298

SCORING	TD	RU	PA	RT	PAT	FG	S	TP
Campbell	13	13	0	0	0	0	0	78
Fritsch	0	0	0	0	31/32	14/18	0	73
Carpenter	5	5	0	0	0	0	0	30
Caster	5	0	5	0	0	0	0	30
Barber	3	0	3	0	0	0	0	18
Burrough	2	0	2	0	0	0	0	12
Coleman	2	1	1	0	0	0	0	12
Renfro	2	0	2	0	0	0	0	12
Woods	2	0	2	0	0	0	0	12
T. Wilson	1	0	1	0	0	0	0	6
<b>Oilers</b>	<b>35</b>	<b>19</b>	<b>16</b>	<b>0</b>	<b>31/32</b>	<b>14/18</b>	<b>0</b>	<b>283</b>
<b>Opponents</b>	<b>34</b>	<b>14</b>	<b>17</b>	<b>3</b>	<b>33/34</b>	<b>19/32</b>	<b>2</b>	<b>298</b>

RUSHING	No	Yds	Avg	Lg	TD
Campbell	302	1450	4.8	81t	13
T. Wilson	126	431	3.4	24	0
Carpenter	82	348	4.2	20	5
Coleman	61	188	3.1	16	1
Caster	5	32	6.4	11	0
Barber	2	14	7.0	13	0
Pastorini	18	11	0.6	11	0
Renfro	1	9	9.0	9	0
Woods	2	4	2.0	5	0
Duncan	1	0	0.0	0	0
Burrough	3	-11	-3.7	1	0
<b>Oilers</b>	<b>603</b>	<b>2476</b>	<b>4.1</b>	<b>81t</b>	<b>19</b>
<b>Opponents</b>	<b>556</b>	<b>2072</b>	<b>3.7</b>	<b>65</b>	<b>14</b>

PASSING	Att	Cmp	Pct	Yards	Yds/Att	TD	Int	Lg	Sk/Yds	Rating
Pastorini	368	199	54.1	2473	6.72	16	17	80t	15/123	70.4
G. Neilsen	4	2	50.0	0	0.00	0	0	0	2/12	56.3
Burrough	1	0	0.0	0	0.00	0	0	0	0/0	39.6
<b>Oilers</b>	<b>373</b>	<b>201</b>	<b>53.9</b>	<b>2473</b>	<b>6.63</b>	<b>16</b>	<b>17</b>	<b>80t</b>	<b>17/135</b>	<b>69.9</b>
<b>Opponents</b>	<b>428</b>	<b>240</b>	<b>56.1</b>	<b>3125</b>	<b>7.30</b>	<b>17</b>	<b>17</b>	<b>58t</b>	<b>37/283</b>	<b>75.9</b>

RECEIVING	No	Yds	Avg	Lg	TD
Burrough	47	642	13.3	44	2
Barber	32	513	16.0	72t	3
Renfro	26	339	13.0	58t	2
Caster	20	316	15.8	47t	5
Coleman	19	246	12.9	33	1
Carpeter	17	150	8.8	37	0
T. Wilson	15	91	6.1	14	1
Campbell	12	48	4.0	20	0
Woods	6	96	16.0	80t	2
Rucker	2	38	19.0	22	0
Duncan	2	0	0.0	0	0
B. Johnson	1	10	10.0	10	0
Merkens	1	6	6.0	6	0
Sampson	1	-4	-4.0	-4	0
<b>Oilers</b>	<b>201</b>	<b>2473</b>	<b>12.3</b>	<b>80t</b>	<b>16</b>
<b>Opponents</b>	<b>240</b>	<b>3125</b>	<b>13.0</b>	<b>58t</b>	<b>17</b>

INTERCEPTIONS	No	Yds	Avg	Lg	TD
Alexander	5	51	10.2	29	0
Stemrick	3	65	21.7	38	0
J.C. Wilson	2	10	5.0	10	0
Brazile	1	30	30.0	30	0
Stringer	1	20	20.0	20	0
Currier	1	8	8.0	8	0
Knoff	1	6	6.0	6	0
Whittington	1	6	6.0	6	0
Kiner	1	3	3.0	3	0
Reinfeldt	1	0	0.0	0	0
<b>Oilers</b>	<b>17</b>	<b>199</b>	<b>11.7</b>	<b>38</b>	<b>0</b>
<b>Opponents</b>	<b>17</b>	<b>174</b>	<b>10.2</b>	<b>33</b>	<b>0</b>

PUNTING	No	Yds	Avg	Net	TB	In	Lg	B
Parsley	91	3539	38.9	31.5	6	20	59	1
<b>Oilers</b>	<b>92</b>	<b>3539</b>	<b>38.5</b>	<b>31.5</b>	<b>6</b>	<b>20</b>	<b>59</b>	<b>1</b>
<b>Opponents</b>	<b>81</b>	<b>3462</b>	<b>42.7</b>	<b>35.1</b>	<b>10</b>	<b>19</b>	<b>65</b>	<b>0</b>

PUNT RETURNS	No	FC	Yds	Avg	Lg	TD
Coleman	16	1	142	8.9	32	0
Merkens	13	1	132	10.2	42	0
Woods	9	0	82	9.1	14	0
B. Johnson	8	0	60	7.5	20	0
Southard LG	2	0	-2	-1.0	0	0
Thompson	0	2	0	--	0	0
<b>Oilers</b>	<b>46</b>	<b>4</b>	<b>416</b>	<b>9.0</b>	<b>42</b>	<b>0</b>
<b>Opponents</b>	<b>53</b>	<b>20</b>	<b>517</b>	<b>9.8</b>	<b>82t</b>	<b>1</b>

KICKOFF RETURNS	No	Yds	Avg	Lg	TD
Dirden	32	780	24.4	60	0
Poole	4	107	26.8	31	0
Davis	4	98	24.5	31	0
B. Johnson	4	73	18.3	22	0
Turner	4	69	17.3	23	0
Woods	3	59	19.7	24	0
Coleman	2	40	20.0	23	0
Duncan	2	38	19.0	21	0
Southard LG	2	47	23.5	26	0
T. Wilson	2	29	14.5	16	0
Carpenter	1	11	11.0	11	0
<b>Oilers</b>	<b>58</b>	<b>1304</b>	<b>22.5</b>	<b>60</b>	<b>0</b>
<b>Opponents</b>	<b>61</b>	<b>1360</b>	<b>22.3</b>	<b>47</b>	<b>0</b>

FIELD GOALS	1-19	20-29	30-39	40-49	50+
Fritsch	2/2	2/3	7/9	3/4	0/0
<b>Oilers</b>	<b>2/2</b>	<b>2/3</b>	<b>7/9</b>	<b>3/4</b>	<b>0/0</b>
<b>Opponents</b>	<b>2/2</b>	<b>4/8</b>	<b>7/10</b>	<b>6/10</b>	<b>0/2</b>

Fritsch: ( ) (33G, 49G) (38G, 39N, 19G) (32G, 20G) (19G) (35G) (23N, 43G) (39G) ( ) (30N) ( ) ( ) (38G) (37G, 43N) (22G) (43G)  
**Opponents:** (43N, 30G, 48G) (50N, 41G) (26G, 19G, 46N) (25G, 29B) (41G, 40G) ( ) (33G) (31N, 30G) (45N) (52N, 40G) (32G, 34G, 37G, 38N, 25N) ( ) (34G, 38N) (41G, 43N, 23G, 24N) (23N, 21G) (19G)

**SACKS**  
 records not available  
**Oilers 37.0, Opponents 17.0**

**TACKLES (Solo-Assists-Total)**  
 records not available

### USUAL STARTING LINEUP

OFFENSE	
WR	Ken Burrough (00)
LT	Greg Sampson (73)
LG	George Reihner (64)
	Conway Hayman (70)
C	Carl Mauck (55)
RG	Ed Fisher (60)
RT	Conway Hayman (70)
	Morris Towns (76)
TE	Mike Barber (86)
WR	Mike Renfro (82)
	Rich Caster (88)
QB	Dan Pastorini (7)
<b>RB</b>	<b>Earl Campbell (34)</b>
FB	Tim Wilson (45)

DEFENSE	
LE	James Young (77)
<b>NT</b>	<b>Curley Culp (78)</b>
<b>RE</b>	<b>Elvin Bethea (65)</b>
OLB	Ted Washington (59)
ILB	Steve Kiner (57)
ILB	Gregg Bingham (54)
<b>OLB</b>	<b>Robert Brazile (52)</b>
LCB	Willie Alexander (19)
RCB	Greg Stemrick (27)
SS	Bill Currier (20)
FS	Mike Reinfeldt (37)

SPECIALISTS	
K	Toni Fritsch (16)
P	Cliff Parsley (18)

**Pro Bowl**  
 All-Pro

**GM/Head Coach:** Bum Phillips  
**Asst. Coaches:** Ken Shipp (off. coord.), Ed Biles (def. coord.), Andy Bourgeois (off. backs), Joe Bugel (off. line), King Hill (WR), Wade Phillips (DL), Bob Gambold (DB), John Paul Young (ST)

### AMERICAN FOOTBALL CONFERENCE STANDINGS

AFC EAST	W	L	T	PCT.
New England	11	5	0	.688
* Miami	11	5	0	.688
N.Y. Jets	8	8	0	.500
Buffalo	5	11	0	.313
Baltimore	5	11	0	.313
<b>AFC CENTRAL</b>	<b>W</b>	<b>L</b>	<b>T</b>	<b>PCT.</b>
Pittsburgh	14	2	0	.875
* Houston	10	6	0	.625
Cleveland	8	8	0	.500
Cincinnati	4	12	0	.250
<b>AFC WEST</b>	<b>W</b>	<b>L</b>	<b>T</b>	<b>PCT.</b>
Denver	10	6	0	.625
Oakland	9	7	0	.563
Seattle	9	7	0	.563
San Diego	9	7	0	.563
Kansas City	4	12	0	.250

### NATIONAL FOOTBALL CONFERENCE STANDINGS

NFC EAST	W	L	T	PCT.
Dallas	12	4	0	.750
* Philadelphia	9	7	0	.563
Washington	8	8	0	.500
St. Louis	6	10	0	.375
N.Y. Giants	6	10	0	.375
<b>NFC CENTRAL</b>	<b>W</b>	<b>L</b>	<b>T</b>	<b>PCT.</b>
Minnesota	8	7	1	.531
Green Bay	8	7	1	.531
Detroit	7	9	0	.438
Chicago	7	9	0	.438
Tampa Bay	5	11	0	.313
<b>NFC WEST</b>	<b>W</b>	<b>L</b>	<b>T</b>	<b>PCT.</b>
Los Angeles	12	4	0	.750
* Atlanta	9	7	0	.563
New Orleans	7	9	0	.438
San Francisco	2	14	0	.125

\* Wild Card for Playoffs



# 1976 SEASON (5-9 REGULAR SEASON, 0-0 PLAYOFFS) • 4TH PLACE AFC CENTRAL

DATE	OPPONENT	SCORE	W/L	ATT	RECEIVING	No	Yds	Avg	Lg	TD
Sep. 12	TAMPA BAY	20-0	W	42,228	Burrough	51	932	18.3	69t	7
Sep. 19	at Buffalo	13-3	W	61,364	B. Johnson	47	495	10.5	40t	4
Sep. 26	OAKLAND	13-14	L	42,338	Coleman	40	247	6.2	19	3
Oct. 3	at New Orleans	31-26	W	51,973	Willis	32	255	8.0	42	1
Oct. 10	DENVER	17-3	W	47,928	Alston	19	174	9.2	29	1
Oct. 17	at San Diego	27-30	L	31,565	Sawyer	18	208	11.6	53	1
Oct. 24	CINCINNATI	7-27	L	45,499	Hardeman	7	25	3.6	11	0
Nov. 1	at Baltimore	14-38	L	60,020	Thomas	4	15	3.8	14	0
Nov. 7	CLEVELAND	7-21	L	39,828	Baker	3	32	10.7	14	0
Nov. 14	at Cincinnati	27-31	L	53,243	Dawkins	3	21	7.0	14	0
Nov. 21	at Pittsburgh	16-32	L	47,947	Taylor	2	15	7.5	8	0
Nov. 28	ATLANTA	20-14	W	25,838	Stemrick	1	10	10.0	10	0
Dec. 5	at Cleveland	10-13	L	56,025	<b>Oilers</b>	<b>227</b>	<b>2429</b>	<b>10.7</b>	<b>69t</b>	<b>17</b>
Dec. 11	PITTSBURGH	0-21	L	44,743	<b>Opponents</b>	<b>173</b>	<b>2259</b>	<b>13.1</b>	<b>81t</b>	<b>17</b>

	TITANS	OPP
<b>Total First Downs</b>	<b>199</b>	<b>226</b>
Rushing	71	117
Passing	110	90
Penalty	18	19
3rd Down: Made/Att	65/210	77/220
3rd Down Pct.	31.0	35.0
4th Down: Made/Att	--	2/2
4th Down Pct.	--	100.0
<b>Possession Avg.</b>	<b>25:43</b>	<b>30:00</b>
<b>Total Net Yards</b>	<b>3570</b>	<b>3987</b>
Avg. Per Game	255.0	284.8
Total Plays	878	935
Avg. Per Play	4.1	4.3
<b>Net Yards Rushing</b>	<b>1498</b>	<b>2072</b>
Avg. Per Game	107.0	148.0
Total Rushes	416	540
<b>Net Yards Passing</b>	<b>2072</b>	<b>1915</b>
Avg. Per Game	148.0	136.8
Sacked/Yards Lost	39/357	50/344
Gross Yards	2429	2259
Att./Comp.	423/227	345/173
Completion Pct.	53.7	50.1
Had Intercepted	19	11
<b>Punts/Average</b>	<b>100/35.3</b>	<b>96/38.7</b>
<b>Net Punting Avg.</b>	<b>100/27.9</b>	<b>96/31.8</b>
<b>Penalties/Yards</b>	<b>99/776</b>	<b>107/963</b>
<b>Fumbles/Ball Lost</b>	<b>25/14</b>	<b>33/17</b>
<b>Touchdowns</b>	<b>25</b>	<b>31</b>
Rushing	6	13
Passing	17	17
Returns	2	1

BY PERIODS	1	2	3	4	OT	PTS
<b>Oilers</b>	<b>22</b>	<b>57</b>	<b>54</b>	<b>89</b>	<b>0</b>	<b>222</b>
<b>Opponents</b>	<b>35</b>	<b>79</b>	<b>64</b>	<b>95</b>	<b>0</b>	<b>273</b>

SCORING	TD	RU	PA	RT	PAT	FG	S	TP
Butler	0	0	0	0	24/24	16/27	0	72
Burrough	7	0	7	0	0	0	0	42
Coleman	6	2	3	1	0	0	0	36
B. Johnson	4	0	4	0	0	0	0	24
Willis	3	2	1	0	0	0	0	18
Alston	1	0	1	0	0	0	0	6
Dawkins	1	1	0	0	0	0	0	6
Hardeman	1	1	0	0	0	0	0	6
Sawyer	1	0	1	0	0	0	0	6
Whittington	1	0	0	1	0	0	0	6
<b>Oilers</b>	<b>25</b>	<b>6</b>	<b>17</b>	<b>2</b>	<b>24/24</b>	<b>16/27</b>	<b>0</b>	<b>222</b>
<b>Opponents</b>	<b>31</b>	<b>13</b>	<b>17</b>	<b>1</b>	<b>29/31</b>	<b>18/29</b>	<b>2</b>	<b>273</b>

RUSHING	No	Yds	Avg	Lg	TD
Coleman	171	684	4.0	39	2
Willis	148	542	3.7	44	2
Hardeman	32	114	3.6	21	1
Dawkins	31	61	2.0	7	1
Pastorini	11	45	4.1	11	0
Burrough	3	22	7.3	12	0
Hadl	7	11	1.6	8	0
Taylor	5	11	2.2	8	0
Hoopes LG	2	10	5.0	10	0
B. Johnson	6	6	1.0	10	0
Baker TM	1	2	2.0	2	0
Butler	1	0	0	0	0
<b>Oilers</b>	<b>416</b>	<b>1498</b>	<b>3.6</b>	<b>44</b>	<b>6</b>
<b>Opponents</b>	<b>540</b>	<b>2072</b>	<b>3.8</b>	<b>69t</b>	<b>13</b>

PASSING	Att	Cmp	Pct	Yards	Yds/Att	TD	Int	Lg	Sk/Yds	Rating
Pastorini	309	167	54.0	1795	5.81	10	10	67t	24/234	68.6
Hadl	113	60	53.1	634	5.61	7	8	69t	15/123	60.9
Coleman	1	0	0.0	0	0.00	0	1	0	0/0	0.0
<b>Oilers</b>	<b>423</b>	<b>227</b>	<b>53.7</b>	<b>2429</b>	<b>5.74</b>	<b>17</b>	<b>19</b>	<b>69t</b>	<b>39/357</b>	<b>65.4</b>
<b>Opponents</b>	<b>345</b>	<b>173</b>	<b>50.1</b>	<b>2259</b>	<b>6.55</b>	<b>17</b>	<b>11</b>	<b>81t</b>	<b>50/344</b>	<b>74.3</b>

INTERCEPTIONS	No	Yds	Avg	Lg	TD
Whittington	5	103	20.6	50	0
Bingham	2	18	9.0	15	0
Moore	1	28	28.0	28	0
Reinfeldt	1	19	19.0	19	0
Brazile	1	8	8.0	8	0
Stemrick	1	0	0.0	0	0
<b>Oilers</b>	<b>11</b>	<b>176</b>	<b>16.0</b>	<b>50</b>	<b>0</b>
<b>Opponents</b>	<b>19</b>	<b>197</b>	<b>10.4</b>	<b>39</b>	<b>0</b>

PUNTING	No	Yds	Avg	Net	TB	In	Lg	B
Pastorini	70	2571	36.7	28.3	4	12	74	0
Hoopes LG	49	1849	37.7	25.6	7	8	57	2
Hoopes TM	7	221	31.6	27.9	0	0	38	1
Butler	11	370	33.6	25.6	0	0	39	0
Clark	10	335	33.5	27.3	0	0	47	0
Sawyer	1	32	32.0	35.0	0	1	32	0
<b>Oilers</b>	<b>100</b>	<b>3529</b>	<b>35.3</b>	<b>27.9</b>	<b>4</b>	<b>13</b>	<b>74</b>	<b>1</b>
<b>Opponents</b>	<b>96</b>	<b>3717</b>	<b>38.7</b>	<b>31.8</b>	<b>8</b>	<b>13</b>	<b>78</b>	<b>1</b>

PUNT RETURNS	No	FC	Yds	Avg	Lg	TD
B. Johnson	38	9	403	10.6	46	0
Coleman	7	2	91	13.0	69t	1
Whittington	3	0	10	3.3	7	0
Moore	0	1	0	0.0	0	0
<b>Oilers</b>	<b>48</b>	<b>12</b>	<b>504</b>	<b>10.5</b>	<b>69t</b>	<b>1</b>
<b>Opponents</b>	<b>60</b>	<b>13</b>	<b>659</b>	<b>11.0</b>	<b>67</b>	<b>0</b>

KICKOFF RETURNS	No	Yds	Avg	Lg	TD
B. Johnson	26	579	22.3	53	0
Taylor	15	302	20.1	32	0
A. Johnson	8	150	18.8	25	0
Hardeman	7	171	24.4	40	0
Baker TM	1	15	15.0	15	0
Beirne	1	12	12.0	12	0
<b>Oilers</b>	<b>58</b>	<b>1229</b>	<b>21.2</b>	<b>53</b>	<b>0</b>
<b>Opponents</b>	<b>53</b>	<b>1125</b>	<b>21.2</b>	<b>41</b>	<b>0</b>

FIELD GOALS	1-19	20-29	30-39	40-49	50+
Butler	1/1	4/4	7/10	3/8	1/4
<b>Oilers</b>	<b>1/1</b>	<b>4/4</b>	<b>7/10</b>	<b>3/8</b>	<b>1/4</b>
<b>Opponents</b>	<b>1/1</b>	<b>7/8</b>	<b>6/9</b>	<b>3/9</b>	<b>1/2</b>

**Butler:** (33G, 45N, 44G) (54G, 44B, 28G) (22G, 40G, 46N, 55N) (31G) (44N, 18G, 36N) (31G, 50N, 36G) (1) (44N) (36N) (39G, 29G) (43G) (22G, 32N, 32G) (31G) (55N)  
**Opponents:** (39N) (50N, 27G, 27N) (42N) (20G, 26G, 43G, 26G) (31G, 49N) (30G) (34G, 46N, 28G) (45N, 25G) (30G, 40G) (50G) (37G, 36N, 35G, 18G) (47N) (29G, 46G, 41N) (39N)

**SACKS**  
 records not available  
**Oilers 50.0, Opponents 39.0**

**TACKLES (Solo-Assists-Total)**  
 records not available

### USUAL STARTING LINEUP

**OFFENSE**

WR Ken Burrough (00)  
 LT Greg Sampson (73)  
 Kevin Hunt (72)  
 LG Conway Hayman (70)  
 C Carl Mauck (55)  
 RG Ed Fisher (60)  
 RT Elbert Drungo (75)  
 TE Mack Alston (82)  
 WR Billy Johnson (84)  
 QB Dan Pastorini (7)  
 John Hadl (21)  
 RB Ronnie Coleman (47)  
 FB Fred Willis (44)

**DEFENSE**

LE Tody Smith (85)  
 Al Burton (68)  
**NT Curley Culp (78)**  
 RE Elvin Bethea (65)  
 OLB Ted Washington (59)  
 ILB Steve Kiner (57)  
 ILB Gregg Bingham (54)  
**OLB Robert Brazile (52)**  
 LCB Willie Alexander (19)  
 RCB Zeke Moore (22)  
 SS Mike Reinfeldt (37)  
 FS C.L. Whittington (38)

**SPECIALISTS**

K Skip Butler (2)  
 P Dan Pastorini (7)

**Pro Bowl**

**GM/Head Coach:** Bum Phillips  
**Asst. Coaches:** King Hill (off. coord./QB), Ed Biles (def. coord.), Andy Bourgeois (off. backs), Ken McCullough (OL), Richie Petitbon (DB), Wade Phillips (LB), Fran Polsfoot (WR), George Rice (DL), Walt Schlinkman (ST)

### AMERICAN FOOTBALL CONFERENCE STANDINGS

AFC EAST	W	L	T	PCT.
Baltimore	11	3	0	.786
* New England	11	3	0	.786
Miami	6	8	0	.429
N.Y. Jets	3	11	0	.214
Buffalo	2	12	0	.143
AFC CENTRAL	W	L	T	PCT.
Pittsburgh	10	4	0	.714
Cincinnati	10	4	0	.714
Cleveland	9	5	0	.643
<b>Houston</b>	<b>5</b>	<b>9</b>	<b>0</b>	<b>.357</b>
AFC WEST	W	L	T	PCT.
Oakland	13	1	0	.929
Denver	9	5	0	.643
San Diego	6	8	0	.429
Kansas City	5	9	0	.357
Tampa Bay	0	14	0	.000

### NATIONAL FOOTBALL CONFERENCE STANDINGS

NFC EAST	W	L	T	PCT.
Dallas	11	3	0	.786
* Washington	10	4	0	.714
St. Louis	10	4	0	.714
Philadelphia	4	10	0	.286
N.Y. Giants	3	11	0	.214
NFC CENTRAL	W	L	T	PCT.
Minnesota	11	2	1	.821
Chicago	7	7	0	.500
Detroit	6	8	0	.429
Green Bay	5	9	0	.357
NFC WEST	W	L	T	PCT.
Los Angeles	10	3	1	.750
San Francisco	8	6	0	.571
Atlanta	4	10	0	.286
New Orleans	4	10	0	.286
Seattle	2	12	0	.143

\* Wild Card for Playoffs





1974 SEASON (7-7 REGULAR SEASON, 0-0 PLAYOFFS) • 2ND PLACE AFC CENTRAL (TIED)

Table with columns: DATE, OPPONENT, SCORE, W/L, ATT. Rows include games against San Diego, Cleveland, Kansas City, Pittsburgh, Minnesota, St. Louis, Cincinnati, NY Jets, Buffalo, Cincinnati, Dallas, Pittsburgh, Denver, and Cleveland.

Summary statistics table with columns: TITANS, OPP. Rows include Total First Downs, Rushing, Passing, Penalty, 3rd Down: Made/Att, 3rd Down Pct., 4th Down: Made/Att, 4th Down Pct., Possession Avg., Total Net Yards, Avg. Per Game, Total Plays, Avg. Per Play, Net Yards Rushing, Avg. Per Game, Total Rushes, Net Yards Passing, Avg. Per Game, Sacked/Yards Lost, Gross Yards, Att./Comp., Completion Pct., Had Intercepted, Punts/Average, Net Punting Avg., Penalties/Yards, Fumbles/Ball Lost, Touchdowns.

Summary statistics table with columns: BY PERIODS, 1, 2, 3, 4, OT, PTS. Rows include Oilers and Opponents.

Summary statistics table with columns: SCORING, TD, RU, PA, RT, PAT, FG, S, TP. Rows include Oilers and Opponents.

Summary statistics table with columns: RUSHING, No, Yds, Avg, Lg, TD. Rows include Rodgers, V. Washington, Willis, Coleman, Amudson, B. Johnson, Dickey, Queen, Gresham, Beverly, Burrough, Alston, Pastorini, Oilers, Opponents.

Summary statistics table with columns: PASSING, Att, Cmp, Pct, Yards, Yds/Att, TD, Int, Lg, Sk/Yds, Rating. Rows include Pastorini, Dickey, Coleman, Amudson, Oilers, Opponents.

Summary statistics table with columns: RECEIVING, No, Yds, Avg, Lg, TD. Rows include Burrough, B. Johnson, Willis, Rodgers, Parks, Amudson, Alston, V. Washington, Montgomery, Coleman, Broadnax, Gresham, Wells, Queen, Oilers, Opponents.

Summary statistics table with columns: INTERCEPTIONS, No, Yds, Avg, Lg, TD. Rows include Atkins, Bingham, Alexander, Moore, Maxwell, Benson, Kiner, T. Smith, Severson, Oilers, Opponents.

Summary statistics table with columns: PUNTING, No, Yds, Avg, Net, TB, In, Lg, B. Rows include Beverly, Oilers, Opponents.

Summary statistics table with columns: PUNT RETURNS, No, FC, Yds, Avg, Lg, TD. Rows include B. Johnson, Severson, Oilers, Opponents.

Summary statistics table with columns: KICKOFF RETURNS, No, Yds, Avg, Lg, TD. Rows include B. Johnson, Gresham, V. Washington, Severson, Coleman, Whittington, Amundson, A. Johnson, Jones, Saul, Oilers, Opponents.

Summary statistics table with columns: FIELD GOALS, 1-19, 20-29, 30-39, 40-49, 50+. Rows include Butler, Oilers, Opponents.

Summary statistics table with columns: SACKS, records not available. Oilers 40.0, Opponents 33.0.

Summary statistics table with columns: TACKLES (Solo-Assists-Total), records not available.

USUAL STARTING LINEUP

Table listing players by position: OFFENSE (WR Ken Burrough, LT Greg Sampson, LG Harris Jones, C Sid Smith, Fred Hoaglin, RG Brian Goodman, RT Elbert Drungo, TE Mack Alston, WR Billy Parks, QB Dan Pastorini, Lynn Dickey, RB Vic Washington, Fred Willis, FB Willie Rodgers).

Table listing players by position: DEFENSE (LE Tody Smith, LT Curley Culp, RT Elvin Bethea, RE Al Cowlings, Duane Benson, LLB Gregg Bingham, MLB Steve Kiner, RLB Ted Washington, LCB Willie Alexander, RCB Zeke Moore, SS Al Johnson, FS Bob Atkins).

Table listing SPECIALISTS: K Skip Butler, P David Beverly.

Pro Bowl
GM/Head Coach: Sid Gillman
Asst. Coaches: Bum Phillips (def. coord./DL), Ed Biles (def. asst.), Sam Boghosian (ST), Andy Bourgeois (off. backs), Lew Carpenter (WR), King Hill (QB), Joe Madro (OL), Jerry Meins (strength), Larry Peccatiello (LB), Richie Petitbon (DB), Joe Woolley (off. asst.)

AMERICAN FOOTBALL CONFERENCE STANDINGS

Table showing AFC EAST, AFC CENTRAL, AFC WEST standings with columns: W, L, T, PCT.

NATIONAL FOOTBALL CONFERENCE STANDINGS

Table showing NFC EAST, NFC CENTRAL, NFC WEST standings with columns: W, L, T, PCT.

\* Wild Card for Playoffs



1972 SEASON (1-13 REGULAR SEASON, 0-0 PLAYOFFS) • 4TH PLACE AFC CENTRAL

Table with columns: DATE, OPPONENT, SCORE, W/L, ATT. Shows game-by-game results from Sep. 17 to Dec. 17.

Summary statistics table with columns: TITANS, OPP. Includes Total First Downs, Net Yards, Punting, and Touchdowns.

Table with columns: BY PERIODS, 1, 2, 3, 4, OT, PTS. Shows performance by quarter.

Table with columns: SCORING, TD, RU, PA, RT, PAT, FG, S, TP. Shows scoring details by player.

Table with columns: RUSHING, No, Yds, Avg, Lg, TD. Shows rushing statistics by player.

Table with columns: PASSING, Att, Cmp, Pct, Yards, Yds/Att, TD, Int, Lg, Sk/Yds, Rating. Shows passing statistics by player.

Table with columns: RECEIVING, No, Yds, Avg, Lg, TD. Shows receiving statistics by player.

Table with columns: INTERCEPTIONS, No, Yds, Avg, Lg, TD. Shows interception statistics by player.

Table with columns: PUNTING, No, Yds, Avg, Net, TB, In, Lg, B. Shows punting statistics by player.

Table with columns: PUNT RETURNS, No, FC, Yds, Avg, Lg, TD. Shows punt return statistics by player.

Table with columns: KICKOFF RETURNS, No, Yds, Avg, Lg, TD. Shows kickoff return statistics by player.

Table with columns: FIELD GOALS, 1-19, 20-29, 30-39, 40-49, 50+. Shows field goal statistics by player.

S. Butler: ( ) ( ) (12G, 20G, 20G, 12G) (24B, 42B) ( ) (46G) (47N) ( ) (43N, 38G) (36N, 13G) (49G, 47G) (37G) (25B, 53N, 34G) (27G)

SACKS records not available Oilers 24.0, Opponents 45.0

TACKLES (Solo-Assists-Total) records not available

USUAL STARTING LINEUP

OFFENSE Charlie Joiner (18) Dave Smith (87) LT Tom Funchess (66) LG Tom Regner (60) C Calvin Hunt (51) RG Ron Saul (64) RT Levert Carr (63) TE Alvin Reed (89) WR Ken Burrough (00) QB Dan Pastorini (7) RB Paul Robinson (18) FB Fred Willis (44) Hoyle Granger (30)

DEFENSE Pat Holmes (79) LE Mike Tilleman (78) RT Leo Brooks (73) RE Elvin Bethea (65) LLB Floyd Rice (85) MLB Ron Pritchard (58) Garland Boyette (52) RLB Phil Croyle (59) George Webster (90) LCB Willie Alexander (19) RCB Benny Johnson (33) SS Ken Houston (29) FS John Charles (25)

SPECIALISTS K Skip Butler (2) P Dan Pastorini (7)

Pro Bowl

GM: John Breen; Head Coach: Bill Peterson Asst. Coaches: Don Breaux (off. backs), Dan Henning (QB/WR), King Hill (special assignments), Joe Madro (OL), Larry Peccatiello (LB), Jackie Simpson (DB), Jerry Smith (DL)

AMERICAN FOOTBALL CONFERENCE STANDINGS

Table with columns: AFC EAST, W, L, T, PCT. Lists standings for AFC East and AFC Central.

NATIONAL FOOTBALL CONFERENCE STANDINGS

Table with columns: NFC EAST, W, L, T, PCT. Lists standings for NFC East and NFC West.

\* Wild Card for Playoffs











## 1967 SEASON (9-4-1 REGULAR SEASON, 0-1 PLAYOFFS) • 1ST PLACE AFL EAST

DATE	OPPONENT	SCORE	W/L	ATT
Sep. 9	KANSAS CITY	20-25	L	28,003
Sep. 17	at Buffalo	20-3	W	41,384
Sep. 24	at San Diego	3-13	L	36,032
Oct. 1	DENVER	10-6	W	21,798
Oct. 15	at New York	28-28	T	62,729
Oct. 22	at Kansas City	24-19	W	46,365
Oct. 29	BUFFALO	10-3	W	30,060
Nov. 5	at Boston	7-18	L	19,422
Nov. 12	at Denver	20-18	W	30,392
Nov. 26	BOSTON	27-6	W	28,044
Dec. 3	MIAMI	17-14	W	20,979
Dec. 10	OAKLAND	7-19	L	36,375
Dec. 16	SAN DIEGO	24-17	W	19,870
Dec. 23	at Miami	41-10	W	25,982
Dec. 31	at Oakland	7-40	L	53,330

	TITANS	OPP
<b>Total First Downs</b>	<b>207</b>	<b>233</b>
Rushing	111	86
Passing	86	126
Penalty	10	21
3rd Down: Made/Att	--	--
4th Down: Made/Att	--	--
<b>Possession Avg.</b>	<b>34:17</b>	<b>25:43</b>
<b>Total Net Yards</b>	<b>3503</b>	<b>4055</b>
Avg. Per Game	250.2	289.6
Total Plays	828	910
Avg. Per Play	4.2	4.5
<b>Net Yards Rushing</b>	<b>2122</b>	<b>1637</b>
Avg. Per Game	151.6	116.9
Total Rushes	476	424
<b>Net Yards Passing</b>	<b>1381</b>	<b>2418</b>
Avg. Per Game	98.6	172.7
Sacked/Yards Lost	20/151	25/201
Gross Yards	1632	2619
Att./Comp.	332/145	461/228
Completion Pct.	43.1	49.5
Had Intercepted	20	26
<b>Punts/Average</b>	<b>71/42.6</b>	<b>63/41.0</b>
<b>Net Punting Avg.</b>	<b>71/35.5</b>	<b>63/35.0</b>
<b>Penalties/Yards</b>	<b>61/698</b>	<b>59/614</b>
<b>Fumbles/Ball Lost</b>	<b>17/7</b>	<b>29/13</b>
<b>Touchdowns</b>	<b>31</b>	<b>18</b>
Rushing	12	7
Passing	11	10
Returns	8	1

BY PERIODS	1	2	3	4	OT	PTS
Oilers	40	89	65	64	0	258
Opponents	28	56	42	73	0	199

SCORING	TD	RU	PA	RT	PAT	FG	S	TP
Wittenborn	0	0	0	0	30/30	14/28	0	72
Granger	9	6	3	0			0	54
Campbell	6	4	2	0			0	36
Farr	3	0	0	3			0	18
Houston	3	0	0	3			0	18
Blanks	2	1	1	0			0	12
Bass	1	0	1	0			0	6
Beathard TM	1	1	0	0			0	6
Frazier	1	0	1	0			0	6
Ledbetter TM	1	0	1	0			0	6
Moore	1	0	0	1			0	6
Norton	1	0	0	1			0	6
Reed	1	0	1	0			0	6
Taylor	1	0	1	0			0	6
Oilers	31	12	11	8	30/30	14/28	0	258
Opponents	18	7	10	1	14/14	23/42	1	199

2-Pt Conversions: Oilers 0-1, Opponents 3-4

RUSHING	No	Yds	Avg	Lg	TD
Granger	236	1194	5.1	67	6
Campbell	110	511	4.6	42	4
Blanks	66	206	3.1	16	1
Beathard LG	32	133	4.2	23	1
Beathard TM	32	133	4.2	23	1
Hopkins	13	42	3.2	19	0
Davis	5	23	4.6	10	0
Elkins	2	19	9.5	14	0
Lee TM	5	0	0.0	7	0
Burrell	3	-3	-1.0	2	0
Trull TM	3	-5	-1.7	7	0
Norton	1	-7	-7.0	-7	0
Oilers	476	2122	4.5	67	12
Opponents	424	1637	3.9	35	7

PASSING	Att	Cmp	Pct	Yards	Yds/Att	TD	Int	Lg	Sk/Yds	Rating
Beathard LG	231	94	40.7	1114	4.82	9	14	43t	15/125	43.8
Beathard TM	229	94	41.0	1114	4.86	9	14	43t	14/111	44.2
Lee TM	72	36	50.0	309	4.29	2	4	53	2/12	47.7
Davis	19	9	47.4	71	3.74	0	2	17	2/10	17.5
Trull TM	11	4	36.4	38	3.45	0	0	16	2/18	46.8
Campbell	1	0	0.0	0	0.00	0	0	0	0/0	39.6
Oilers	332	143	43.1	1532	4.61	11	20	53	20/151	43.1
Opponents	461	228	49.5	2619	5.68	10	26	44t	25/201	50.7

RECEIVING	No	Yds	Avg	Lg	TD
Granger	31	300	9.7	43t	3
Frazier	23	253	11.0	53	1
Taylor	18	233	12.9	23	1
Campbell	17	136	8.0	32	2
Burrell	12	193	16.1	39	0
Reed	11	144	13.1	20	1
Blanks	11	93	8.5	39t	1
Bass	5	42	8.4	15	1
Poole	4	55	13.8	18	0
Ledbetter TM	4	43	10.8	16	1
Oilers	3	32	10.7	16	0
Hopkins	3	9	3.0	7	0
Lee TM	1	-1	-1.0	-1	0
Oilers	143	1532	10.7	53	11
Opponents	228	2619	11.5	44t	10

INTERCEPTIONS	No	Yds	Avg	Lg	TD
Farr	10	264	26.4	67	3
Norton	6	73	12.2	26	1
Houston	4	151	37.8	78	2
Hicks	3	122	40.7	62	0
Webster	1	23	23.0	23	0
Underwood	1	8	8.0	8	0
Jancik	1	4	4.0	4	0
Carwell	0	31	--	31	0
Oilers	26	676	26.0	78	6
Opponents	20	156	7.8	32t	1

PUNTING	No	Yds	Avg	Net	TB	In	Lg	B
Norton	71	3025	42.6	35.5	6	0	58	1
Oilers	71	3025	42.6	35.5	6	0	58	1
Opponents	63	2583	41.0	35.0	6	0	71	1

PUNT RETURNS	No	FC	Yds	Avg	Lg	TD
Carwell	9	4	154	17.1	54	0
Jancik	6	2	19	3.2	19	0
Moore	5	1	82	16.4	46	0
Blanks	0	2	0	--	--	0
Burrell	0	5	0	--	--	0
Oilers	20	14	255	12.8	54	0
Opponents	41	12	383	9.3	52	0

KICKOFF RETURNS	No	Yds	Avg	Lg	TD
Jancik	16	349	21.8	49	0
Moore	14	405	28.9	92t	1
Carwell	8	164	20.5	27	0
Houston	2	40	20.0	24	0
Campbell	1	19	19.0	19	0
Farr	1	17	17.0	17	0
Hopkins	1	26	26.0	26	0
Reed	1	0	0.0	0	0
Oilers	44	1020	23.2	92t	1
Opponents	51	950	18.6	37	0

FIELD GOALS	1-19	20-29	30-39	40-49	50+
Wittenborn	2/2	5/5	3/6	4/11	0/4
Oilers	2/2	5/5	3/6	4/11	0/4
Opponents	7/8	1/5	5/9	9/15	1/5

**Wittenborn:** ( ) (22G, 42G) (31G, 52N) (31N, 46N, 16G) (42N, 52N) (45G) (25G) ( ) (41G, 15G, 51N, 44B, 57N) (47G, 44N, 23G) (32N, 41N, 20G) (46N) (31G) (29G, 38N, 48N, 38G)  
**Opponents:** (54G, 25B) (47G, 40N) (14G, 42G, 38N) (46N, 41B, 41N, 38G, 31G) (10G, 27G, 34B, 44N) (40G, 13G, 39B) (47G, 22N) (40G, 12G, 18G, 13B, 50N) (36N, 29N, 43G) (40G, 30G, 50N, 51N) (51N, 24N) (12G, 46N, 32G, 31G, 45G) (18G) (48G)

**SACKS**  
 records not available  
**Oilers 25.0, Opponents 20.0**

**TACKLES (Solo-Assists-Total)**  
 records not available

### USUAL STARTING LINEUP

**OFFENSE**

WR Charles Frazier (28)  
**LT** Walt Suggs (76)  
**LG** Bob Talamini (61)  
 C Bobby Maples (50)  
 RG Sonny Bishop (66)  
 RT Glen Ray Hines (78)  
 TE Alvin Reed (89)  
 WR Ode Burrell (25)  
 QB Pete Beathard (11)  
**RB** Woody Campbell (35)  
**FB** Hoyle Granger (32)

**DEFENSE**

**LE** Pat Holmes (79)  
 LT Willie Parker (74)  
 RT George Rice (72)  
 RE Don Floyd (75)  
**LLB** George Webster (90)  
 MLB Garland Boyette (52)  
 RLB Olen Underwood (56)  
**LCB** Miller Farr (20)  
 RCB W.K. Hicks (33)  
 SS Ken Houston (29)  
**FS** Jim Norton (43)

**SPECIALISTS**

K John Wittenborn (67)  
 P Jim Norton (43)

**AFL All-Star Game**  
 All-AFL

**GM:** Don Klosterman; **Head Coach:** Wally Lemm  
**Asst. Coaches:** Joe Childress (off. backs), Hugh Devore (WR), F.A. Dry (OL), Bud McFadin (DL), Wayne Robinson (LB), Walt Schlinkman (DB)

### AMERICAN FOOTBALL LEAGUE STANDINGS

EASTERN DIVISION	W	L	T	PCT.
Houston	9	4	1	.692
N.Y. Jets	8	5	1	.615
Buffalo	4	10	0	.286
Miami	4	10	0	.286
Boston	3	10	1	.231

WESTERN DIVISION	W	L	T	PCT.
Oakland	13	1	0	.929
Kansas City	9	5	0	.643
San Diego	8	5	1	.615
Denver	3	11	0	.214

**AFL CHAMPIONSHIP**  
 OAKLAND 40, Houston 7

## 1966 SEASON (3-11 REGULAR SEASON, 0-0 PLAYOFFS) • 4TH PLACE AFL EAST

DATE	OPPONENT	SCORE	W/L	ATT
Sep. 3	DENVER	45-7	W	30,156
Sep. 10	OAKLAND	31-0	W	31,763
Sep. 18	at New York	13-52	L	54,681
Sep. 25	at Buffalo	20-27	L	42,526
Oct. 2	at Denver	38-40	L	27,203
Oct. 16	NEW YORK	24-0	W	30,823
Oct. 23	MIAMI	13-20	L	23,173
Oct. 30	at Kansas City	23-48	L	31,676
Nov. 6	at Oakland	23-38	L	34,102
Nov. 13	at Boston	21-27	L	23,426
Nov. 20	BUFFALO	20-42	L	27,312
Dec. 4	SAN DIEGO	22-28	L	17,569
Dec. 11	BOSTON	14-38	L	17,100
Dec. 18	at Miami	28-29	L	20,045

	TITANS	OPP
<b>Total First Downs</b>	<b>246</b>	<b>244</b>
Rushing	76	88
Passing	144	131
Penalty	26	25
3rd Down: Made/Att	--	--
4th Down: Made/Att	--	--
<b>Possession Avg.</b>	<b>--</b>	<b>--</b>
<b>Total Net Yards</b>	<b>4412</b>	<b>4995</b>
Avg. Per Game	315.1	356.8
Total Plays	926	881
Avg. Per Play	4.8	5.7
<b>Net Yards Rushing</b>	<b>1515</b>	<b>1833</b>
Avg. Per Game	108.2	130.9
Total Rushes	413	422
<b>Net Yards Passing</b>	<b>2897</b>	<b>3162</b>
Avg. Per Game	206.9	225.9
Sacked/Yards Lost	28/271	21/228
Gross Yards	3168	3390
Att./Comp.	485/226	438/209
Completion Pct.	46.6	47.7
Had Intercepted	28	18
<b>Punts/Average</b>	<b>69/42.1</b>	<b>68/40.0</b>
<b>Net Punting Avg.</b>	<b>69/37.4</b>	<b>68/35.3</b>
<b>Penalties/Yards</b>	<b>71/682</b>	<b>69/725</b>
<b>Fumbles/Ball Lost</b>	<b>19/12</b>	<b>25/13</b>
<b>Touchdowns</b>	<b>41</b>	<b>50</b>
Rushing	11	10
Passing	29	35
Returns	1	5

BY PERIODS	1	2	3	4	OT	PTS
Oilers	51	107	56	121	0	335
Opponents	54	156	93	93	0	396

SCORING	TD	RU	PA	RT	PAT	FG	S	TP
Blanda	0	0	0	0	39/40	16/30	0	87
Frazier	12	0	12	0			0	72
Trull	7	7	0	0			0	42
Burrell	5	0	5	0			0	30
Elkins	3	0	3	0			0	18
Hennigan	3	0	3	0			0	18
Johnson	3	3	0	0			0	18
McLeod	3	0	3	0			0	18
Blanks	2	0	2	0			0	12
Granger	2	1	1	0			0	12
Cline TM	1	0	0	1			0	6
<b>Oilers</b>	<b>41</b>	<b>11</b>	<b>29</b>	<b>1</b>	<b>39/40</b>	<b>16/30</b>	<b>1</b>	<b>335</b>
<b>Opponents</b>	<b>50</b>	<b>10</b>	<b>35</b>	<b>5</b>	<b>49/49</b>	<b>15/30</b>	<b>0</b>	<b>396</b>

2-Pt Conversions: Oilers 0-0, Opponents 1-1

RUSHING	No	Yds	Avg	Lg	TD
Burrell	122	406	3.3	45	0
Granger	56	388	6.9	69t	1
Blanks	71	235	3.3	30	0
Johnson	70	226	3.2	28t	3
Trull	38	139	3.7	23t	7
Tolar	46	105	2.3	17	0
Stone	6	18	3.0	12	0
Blanda	3	1	0.3	1	0
Lee	1	-3	-3.0	-3	0
<b>Oilers</b>	<b>413</b>	<b>1515</b>	<b>3.7</b>	<b>69t</b>	<b>11</b>
<b>Opponents</b>	<b>422</b>	<b>1833</b>	<b>4.3</b>	<b>77t</b>	<b>10</b>

PASSING	Att	Cmp	Pct	Yards	Yds/Att	TD	Int	Lg	Sk/Yds	Rating
Blanda	271	122	45.0	1764	6.51	17	21	79t	--	55.3
Trull	172	84	48.8	1200	6.98	10	5	62	--	79.1
Humphrey	32	15	46.9	168	5.25	2	1	32t	--	70.8
Lee	8	4	50.0	27	3.38	0	1	10	--	18.2
Burrell	1	1	100.0	9	9.00	0	0	9	--	104.2
Tolar	1	0	0.0	0	0.00	0	0	0	--	39.6
<b>Oilers</b>	<b>485</b>	<b>226</b>	<b>46.6</b>	<b>3168</b>	<b>6.53</b>	<b>29</b>	<b>28</b>	<b>79t</b>	<b>28/271</b>	<b>64.0</b>
<b>Opponents</b>	<b>438</b>	<b>209</b>	<b>47.7</b>	<b>3390</b>	<b>7.74</b>	<b>35</b>	<b>18</b>	<b>80t</b>	<b>21/228</b>	<b>83.6</b>

RECEIVING	No	Yds	Avg	Lg	TD
Frazier	57	1129	19.8	79t	12
Burrell	33	400	12.1	34	5
Hennigan	27	313	11.6	26	3
McLeod	23	339	14.7	41	3
Elkins	21	283	13.5	62	3
Blanks	19	234	12.3	42t	2
Tolar	13	68	5.2	14	0
Poole	12	131	10.9	19	0
Granger	12	104	8.7	27t	1
Johnson	8	150	18.8	53	0
Stone	1	17	17.0	17	0
<b>Oilers</b>	<b>226</b>	<b>3168</b>	<b>14.0</b>	<b>79t</b>	<b>29</b>
<b>Opponents</b>	<b>209</b>	<b>3390</b>	<b>16.2</b>	<b>80t</b>	<b>35</b>

INTERCEPTIONS	No	Yds	Avg	Lg	TD
Norton	4	125	31.3	56	0
Glick	4	57	14.3	41	0
Hicks	3	12	4.0	12	0
Jancik	2	36	18.0	35	0
Parrish	2	0	0.0	0	0
Cline TM	1	23	23.0	23	0
Caveness	1	6	6.0	6	0
Baker	1	0	0.0	0	0
<b>Oilers</b>	<b>18</b>	<b>259</b>	<b>14.4</b>	<b>56</b>	<b>0</b>
<b>Opponents</b>	<b>28</b>	<b>448</b>	<b>16.0</b>	<b>66t</b>	<b>3</b>

PUNTING	No	Yds	Avg	Net	TB	In	Lg	B
Norton	69	2908	42.1	37.4	3	0	65	0
<b>Oilers</b>	<b>69</b>	<b>2908</b>	<b>42.1</b>	<b>37.4</b>	<b>3</b>	<b>0</b>	<b>65</b>	<b>0</b>
<b>Opponents</b>	<b>68</b>	<b>2720</b>	<b>40.0</b>	<b>35.3</b>	<b>8</b>	<b>0</b>	<b>65</b>	<b>0</b>

PUNT RETURNS	No	FC	Yds	Avg	Lg	TD
Jancik	10	6	62	6.2	28	0
Burrell	8	7	78	9.8	29	0
Trammel	5	3	19	3.8	8	0
<b>Oilers</b>	<b>23</b>	<b>16</b>	<b>159</b>	<b>6.9</b>	<b>29</b>	<b>0</b>
<b>Opponents</b>	<b>37</b>	<b>10</b>	<b>269</b>	<b>7.3</b>	<b>42</b>	<b>0</b>

KICKOFF RETURNS	No	Yds	Avg	Lg	TD
Jancik	34	875	25.7	53	0
Blanks	21	487	23.2	37	0
Boyette	3	42	14.0	18	0
Trammel	3	63	21.0	26	0
Hayes	2	31	15.5	16	0
Burrell	1	16	16.0	16	0
<b>Oilers</b>	<b>64</b>	<b>1514</b>	<b>23.7</b>	<b>53</b>	<b>0</b>
<b>Opponents</b>	<b>60</b>	<b>1385</b>	<b>23.1</b>	<b>100t</b>	<b>2</b>

FIELD GOALS	1-19	20-29	30-39	40-49	50+
Blanda	3/4	0/1	3/7	8/12	2/6
<b>Oilers</b>	<b>3/4</b>	<b>0/1</b>	<b>3/7</b>	<b>8/12</b>	<b>2/6</b>
<b>Opponents</b>	<b>1/1</b>	<b>3/6</b>	<b>4/6</b>	<b>7/13</b>	<b>0/4</b>

**Blanda:** (12N, 45N, 38G, 39G, 38N) (49N, 47G) (48G, 50G) (55N, 47G, 35G) (49G) (8G) (44N, 16G, 43G) (48G, 50N) (44G) (34N, 48N) (49G, 35G) (50N, 35N, 51G, 23B, 9G) (53N)  
**Opponents:** (1) (41N, 48G) (32G) (50N, 47G, 32G) (35G, 31G, 25N, 46G, 52N, 46G) (27N, 49N) (49N, 43G, 42G) (29G, 47G) (48N, 24G) (28G, 44G, 29N) (47B, 50N) (33N) (13G, 35N) (50N)

**SACKS**  
 records not available  
**Oilers 21.0, Opponents 28.0**

**TACKLES (Solo-Assists-Total)**  
 records not available

### USUAL STARTING LINEUP

**OFFENSE**

**WR** Charles Frazier (28)  
 LT Walt Suggs (76)  
**LG** Bob Talamini (61)  
 C Bobby Maples (50)  
 RG Sonny Bishop (66)  
 RT Glen Ray Hines (78)  
 TE Bob McLeod (81)  
 Bob Poole (88)  
 WR Charles Hennigan (87)  
 QB George Blanda (16)  
 RB Ode Burrell (25)  
 Sid Blanks (42)  
 FB Charles Tolar (44)

**DEFENSE**

LE Gary Cutsinger (80)  
 LT Pat Holmes (79)  
 RT Ernie Ladd (99)  
 RE Don Floyd (75)  
 LLB Johnny Baker (84)  
 MLB Doug Cline (31)  
 Ron Caveness (51)  
 RLB John Meyer (54)  
 LCB Theo Viltz (34)  
**RCB** W.K. Hicks (33)  
 SS Fred Glick (27)  
 FS Jim Norton (43)

**SPECIALISTS**

K George Blanda (16)  
 P Jim Norton (43)

**AFL All-Star Game**

**GM:** Don Klosterman; **Head Coach:** Wally Lemm  
**Asst. Coaches:** Joe Childress (off. backs), Hugh Devore (WR), F.A. Dry (OL), Bud McFadin (DL), Wayne Robinson (LB), Walt Schlinkman (DB)

### AMERICAN FOOTBALL LEAGUE STANDINGS

EASTERN DIVISION		W	L	T	PCT.
Buffalo	9	4	1		.692
Boston Patriots	8	4	2		.677
N.Y. Jets	6	6	2		.500
<b>Houston</b>	<b>3</b>	<b>11</b>	<b>0</b>		<b>.214</b>
Miami	3	11	0		.214

WESTERN DIVISION		W	L	T	PCT.
Kansas City	11	2	1		.846
Oakland	8	5	1		.615
San Diego	7	6	1		.538
Denver	4	10	0		.286

**AFL CHAMPIONSHIP**  
 Kansas City 31, BUFFALO 7

## 1965 SEASON (4-10 REGULAR SEASON, 0-0 PLAYOFFS) • 4TH PLACE AFL EAST

DATE	OPPONENT	SCORE	W/L	ATT
Sep. 12	NEW YORK	27-21	W	52,680
Sep. 19	BOSTON	31-10	W	32,445
Sep. 26	at Oakland	17-21	L	18,166
Oct. 3	at San Diego	14-31	L	28,190
Oct. 17	at Denver	17-28	L	32,492
Oct. 24	KANSAS CITY	38-36	W	34,670
Oct. 31	at Buffalo	19-17	W	44,267
Nov. 7	OAKLAND	21-33	L	35,729
Nov. 14	DENVER	21-31	L	28,126
Nov. 21	at New York	14-41	L	55,312
Nov. 28	at Kansas City	21-52	L	16,459
Dec. 5	BUFFALO	18-29	L	23,087
Dec. 12	SAN DIEGO	26-37	L	24,120
Dec. 18	at Boston	14-42	L	14,508

	TITANS	OPP
<b>Total First Downs</b>	<b>227</b>	<b>266</b>
Rushing	63	128
Passing	140	110
Penalty	24	28
3rd Down: Made/Att	--	--
4th Down: Made/Att	--	--
<b>Possession Avg.</b>	<b>30:00</b>	--
<b>Total Net Yards</b>	<b>3991</b>	--
<b>Avg. Per Game</b>	<b>285.1</b>	--
<b>Total Plays</b>	<b>904</b>	--
<b>Avg. Per Play</b>	<b>4.4</b>	--
<b>Net Yards Rushing</b>	<b>1178</b>	--
Avg. Per Game	84.1	--
Total Rushes	323	--
<b>Net Yards Passing</b>	<b>2813</b>	--
Avg. Per Game	200.9	--
Sacked/Yards Lost	31/257	--
Gross Yards	3070	--
Att./Comp.	550/224	--
Completion Pct.	40.7	--
Had Intercepted	35	--
<b>Punts/Average</b>	<b>85/43.7</b>	--
<b>Net Punting Avg.</b>	<b>85/37.8</b>	--
<b>Penalties/Yards</b>	<b>76/841</b>	--
<b>Fumbles/Ball Lost</b>	<b>22/11</b>	--
<b>Touchdowns</b>	<b>37</b>	--
Rushing	10	--
Passing	25	--
Returns	2	--

BY PERIODS	1	2	3	4	OT	PTS
Oilers	51	57	77	113	0	298
Opponents	88	115	65	161	0	429

SCORING	TD	RU	PA	RT	PAT	FG	S	TP
Blanda	0	0	0	0	28/28	11/21	0	61
Wi. Frazier	8	0	8	0			0	48
Burrell	7	3	4	0			0	46
C. Frazier	6	0	6	0			0	36
Spikes	3	3	0	0	6/6	1/2	0	27
Hennigan	4	0	4	0			0	24
Compton	2	0	2	0			0	12
Jackson	2	2	0	0			0	12
Trull	2	2	0	0			0	12
N. Evans	1	0	0	1			0	6
McLeod	1	0	1	0			0	6
Onesti	1	0	0	1			0	6
<b>Oilers</b>	<b>37</b>	<b>10</b>	<b>25</b>	<b>2</b>	<b>34/34</b>	<b>12/23</b>	<b>1</b>	<b>298</b>
<b>Opponents</b>	<b>50</b>	<b>17</b>	<b>27</b>	<b>6</b>	--	--	--	<b>429</b>

2-Pt Conversions: Burrell 2, Oilers 2-3, Opponents 0-0

RUSHING	No	Yds	Avg	Lg	TD
Burrell	130	528	4.1	63t	3
Tolar	73	230	3.2	18	0
Spikes	47	173	3.7	20	3
Trull	29	145	5.0	18	2
Jackson	37	85	2.3	7	2
Hoffman	1	11	11.0	11	0
C. Frazier	1	10	10.0	8	0
Compton	1	2	2.0	2	0
Blanda	4	-6	-1.5	0	0
<b>Oilers</b>	<b>323</b>	<b>1178</b>	<b>3.6</b>	<b>63t</b>	<b>10</b>

PASSING	Att	Cmp	Pct	Yards	Yds/Att	TD	Int	Lg	Sk/Yds	Rating
Blanda	442	186	42.1	2542	5.75	20	30	95t	--	47.9
Trull	107	38	35.5	528	4.93	5	5	57t	--	48.3
Tolar	1	0	0.0	0	0.00	0	0	0	0	39.6
<b>Oilers</b>	<b>550</b>	<b>224</b>	<b>40.7</b>	<b>3070</b>	<b>5.58</b>	<b>25</b>	<b>35</b>	<b>95t</b>	<b>31/257</b>	<b>47.9</b>

RECEIVING	No	Yds	Avg	Lg	TD
Burrell	55	650	11.8	52t	4
Hennigan	41	578	14.1	53	4
C. Frazier	38	717	18.9	64t	6
Wi. Frazier	37	521	14.1	57t	8
Tolar	25	138	5.5	21	0
McLeod	15	226	15.1	49	1
Spikes	8	57	7.1	17	0
Compton	3	140	46.7	95t	2
Jackson	1	31	31.0	31	0
Weir	1	12	12.0	12	0
<b>Oilers</b>	<b>224</b>	<b>3070</b>	<b>13.7</b>	<b>95t</b>	<b>25</b>

INTERCEPTIONS	No	Yds	Avg	Lg	TD
Hicks	9	156	17.3	31	0
Norton	7	52	7.4	18	0
Jancik	4	90	22.5	36	0
Banfield	3	28	9.3	28	0
Glick	2	18	9.0	18	0
Cutsinger	1	72	72.0	72	0
Maples	1	0	0.0	0	0
<b>Oilers</b>	<b>27</b>	<b>416</b>	<b>15.4</b>	<b>72</b>	<b>0</b>

PUNTING	No	Yds	Avg	Net	TB	In	Lg	B
Norton	85	3711	43.7	43.7	0	0	65	1
<b>Oilers</b>	<b>85</b>	<b>3711</b>	<b>43.7</b>	<b>43.7</b>	<b>0</b>	<b>0</b>	<b>65</b>	<b>1</b>

PUNT RETURNS	No	FC	Yds	Avg	Lg	TD
Jancik	12	0	85	7.1	25	0
Glick	7	0	44	6.3	13	0
Jaquess	4	0	17	4.3	11	0
Burrell	3	0	39	13.0	33	0
Hicks	1	0	4	4.0	4	0
Weir	1	0	0	0.0	0	0
<b>Oilers</b>	<b>28</b>	<b>0</b>	<b>189</b>	<b>6.8</b>	<b>33</b>	<b>0</b>

KICKOFF RETURNS	No	Yds	Avg	Lg	TD
Jancik	18	430	23.9	43	0
Jaquess	13	280	21.5	69	0
Weir	10	215	21.5	33	0
Burrell	8	202	25.3	38	0
Hicks	7	181	25.9	40	0
Compton	4	68	17.0	30	0
Glick	4	84	21.0	24	0
Kinderman	4	72	18.0	29	0
Spikes	4	41	10.3	15	0
Jackson	2	39	19.5	25	0
Cheeks	1	19	19.0	19	0
Maples	1	15	15.0	15	0
Williams	1	23	23.0	23	0
<b>Oilers</b>	<b>77</b>	<b>1699</b>	<b>21.7</b>	<b>69</b>	<b>0</b>

FIELD GOALS	1-19	20-29	30-39	40-49	50+
<b>Oilers</b>	<b>5-6</b>	<b>1-1</b>	<b>4-7</b>	<b>3-7</b>	<b>0-2</b>

**Blanda:** (39G, 8G) (36N, 36B, 45G) (44B, 10G) ( ) (37G) (40N) (31G, 30G, 13G, 8G) ( ) ( ) (23N) (46N, 48N) (31B, 41G, 52N) (51N, 40G) ( )  
**Spikes:** ( ) ( ) ( ) ( ) (15G) (16N) ( ) ( ) ( ) ( ) ( ) ( )  
**Opponents:** records not available

SACKS
records not available
<b>Oilers 22.0 Opponents 31.0</b>

TACKLES (Solo-Assists-Total)
records not available

### USUAL STARTING LINEUP

OFFENSE
WR Charles Frazier (28)
LT Walt Suggs (76)
<b>LG Bob Talamini (61)</b>
C John Frongillo (55)
Wayne Frazier (56)
RG Sonny Bishop (66)
RT Norm Evans (73)
TE Willie Frazier (83)
<b>WR Charles Hennigan (87)</b>
QB George Blanda (16)
<b>RB Ode Burrell (25)</b>
FB Charles Tolar (44)

DEFENSE
LE Gary Cutsinger (80)
LT Bud McFadin (64)
Scott Appleton (70)
RT Ed Husmann (82)
RE Don Floyd (75)
LLB Johnny Baker (84)
Bobby Maples (50)
MLB Doug Cline (31)
RLB Danny Brabham (85)
LCB Tony Banfield (40)
RCB W.K. Hicks (33)
SS Jim Norton (43)
FS Fred Glick (27)
Bobby Jancik (23)

SPECIALISTS
K George Blanda (16)
P Jim Norton (43)

**AFL All-Star Game**  
 All-AFL

**GM:** Carroll Martin; **Head Coach:** Hugh "Bones" Taylor  
**Asst. Coaches:** Sammy Baugh (off. backs), Lou Rymkus (OL), Walt Schlinkman (defense), Joe Spencer (DL)

### AMERICAN FOOTBALL LEAGUE STANDINGS

EASTERN DIVISION	W	L	T	PCT.
Buffalo	10	3	1	.769
N.Y. Jets	5	8	1	.385
Boston Patriots	4	8	2	.333
<b>Houston</b>	<b>4</b>	<b>10</b>	<b>0</b>	<b>.286</b>

WESTERN DIVISION	W	L	T	PCT.
San Diego	9	2	3	.818
Oakland	8	5	1	.615
Kansas City	7	5	2	.583
Denver	4	10	0	.286

**AFL CHAMPIONSHIP**  
 Buffalo 23, SAN DIEGO 0

## 1964 SEASON (4-10 REGULAR SEASON, 0-0 PLAYOFFS) • 4TH PLACE AFL EAST

DATE	OPPONENT	SCORE	W/L	ATT
Sep. 12	at San Diego	21-27	L	22,632
Sep. 19	OAKLAND	42-28	W	26,482
Sep. 27	at Denver	38-17	W	22,651
Oct. 4	at Kansas City	7-28	L	22,727
Oct. 11	BUFFALO	17-48	L	26,218
Oct. 17	at New York	21-24	L	32,840
Oct. 25	San Diego	17-20	L	21,671
Nov. 1	at Buffalo	10-24	L	40,119
Nov. 6	at Boston	24-25	L	28,161
Nov. 15	at Oakland	10-20	L	16,375
Nov. 22	KANSAS CITY	19-28	L	17,782
Nov. 29	BOSTON	17-34	L	17,560
Dec. 13	NEW YORK	33-17	W	16,225
Dec. 20	DENVER	34-15	W	15,839

	TITANS	OPP
<b>Total First Downs</b>	<b>284</b>	<b>274</b>
Rushing	80	102
Passing	186	155
Penalty	18	17
3rd Down: Made/Att	--	--
4th Down: Made/Att	--	--
Possession Avg.	--	--
<b>Total Net Yards</b>	<b>4874</b>	<b>--</b>
Avg. Per Game	348.1	--
Total Plays	942	--
Avg. Per Play	5.2	--
<b>Net Yards Rushing</b>	<b>1347</b>	<b>--</b>
Avg. Per Game	96.2	--
Total Rushes	327	--
<b>Net Yards Passing</b>	<b>3527</b>	<b>--</b>
Avg. Per Game	251.9	--
Sacked/Yards Lost	23/207	--
Gross Yards	3734	--
Att./Comp.	592/299	--
Completion Pct.	50.5	--
Had Intercepted	29	--
<b>Punts/Average</b>	<b>55/41.2</b>	<b>--</b>
<b>Net Punting Avg.</b>	<b>55/35.9</b>	<b>--</b>
<b>Penalties/Yards</b>	<b>70/683</b>	<b>--</b>
<b>Fumbles/Ball Lost</b>	<b>24/15</b>	<b>--</b>
<b>Touchdowns</b>	<b>39</b>	<b>--</b>
Rushing	14	--
Passing	19	--
Returns	6	--

BY PERIODS	1	2	3	4	OT	PTS
Oilers	96	80	73	61	0	310
Opponents	73	130	62	90	0	355

SCORING	TD	RU	PA	RT	PAT	FG	S	TP
Blanda	0	0	0	0	37/38	13/29	0	76
Hennigan	8	0	8	0			0	48
Blanks	7	6	1	0			0	42
Dewveall	4	0	4	0			0	24
Tolar	4	4	0	0			0	24
Jackson TM	3	3	0	0			0	18
W. Frazier	2	0	2	0			0	12
McLeod	2	0	2	0			0	12
Baker	1	0	0	1			0	6
Burrell	1	0	0	1			0	6
Craig	1	0	1	0			0	6
Floyd	1	0	0	1			0	6
C. Frazier	1	0	1	0			0	6
Hoffman	1	1	0	0			0	6
Jancik	1	0	0	1			0	6
Jaquess	1	0	0	1			0	6
Nelson	1	0	0	1			0	6
<b>Oilers</b>	<b>39</b>	<b>14</b>	<b>19</b>	<b>6</b>	<b>37/38</b>	<b>13/29</b>	<b>0</b>	<b>310</b>
<b>Opponents</b>	<b>45</b>	<b>18</b>	<b>24</b>	<b>3</b>	<b>--</b>	<b>--</b>	<b>0</b>	<b>355</b>

2-Pt Conversions: Oilers 0-1, Opponents 0-0

RUSHING	No	Yds	Avg	Lg	TD
Blanks	145	756	5.2	91t	6
Tolar	139	515	3.7	40t	4
Trull	12	42	3.5	15	0
Smith	8	16	2.0	8	0
Jackson TM	8	11	1.4	5	3
Burrell	8	10	1.3	5	0
Hoffman	2	3	1.5	2	1
Blanda	4	-2	-0.5	6	0
C. Frazier	1	-4	-4.0	-4	0
<b>Oilers</b>	<b>327</b>	<b>1347</b>	<b>4.1</b>	<b>91t</b>	<b>14</b>

PASSING	Att	Cmp	Pct	Yards	Yds/Att	TD	Int	Lg	Sk/Yds	Rating
Blanda	505	262	51.9	3287	6.51	17	27	80t	--	61.4
Trull	86	36	41.9	439	5.10	1	2	36	--	52.4
Blanks	1	1	1.00	8	8.00	1	0	8t	--	139.6
<b>Oilers</b>	<b>592</b>	<b>299</b>	<b>50.5</b>	<b>3734</b>	<b>6.31</b>	<b>19</b>	<b>29</b>	<b>80t</b>	<b>23/207</b>	<b>60.7</b>

RECEIVING	No	Yds	Avg	Lg	TD
Hennigan	101	1546	15.3	53t	8
Blanks	56	497	8.9	45	1
Dewveall	38	552	15.5	60t	4
Tolar	35	244	7.0	52	0
C. Frazier	29	404	13.9	46	1
W. Frazier	11	227	20.6	80t	2
McLeod	8	81	10.1	20	2
Smith	7	38	5.4	15	0
Burrell	5	73	14.6	36	0
Craig	4	46	11.5	25	1
Baker	2	18	9.0	10	0
Jancik	1	14	14.0	14	0
Hoffman	1	1	1.0	1	0
Bishop	1	0	0.0	0	0
Blanda	0	-7	--	-7	0
<b>Oilers</b>	<b>299</b>	<b>3734</b>	<b>12.5</b>	<b>80t</b>	<b>19</b>

INTERCEPTIONS	No	Yds	Avg	Lg	TD
Jaquess	8	141	17.6	98t	1
Hicks	5	89	17.8	62	0
Glick	5	54	10.8	27	0
Jancik	3	16	5.3	16	0
Norton	2	31	15.5	31	0
Odum	2	22	11.0	22	0
Appleton	2	11	5.5	11	0
Nelson	1	45	45.0	45t	1
Baker	1	17	17.0	17t	1
Rieves	1	3	3.0	3	0
Floyd	0	8	--	8	0
<b>Oilers</b>	<b>30</b>	<b>437</b>	<b>14.6</b>	<b>98t</b>	<b>3</b>

PUNTING	No	Yds	Avg	Net	TB	In	Lg	B
Norton	55	2267	41.2	41.2	0	0	79	2
<b>Oilers</b>	<b>55</b>	<b>2267</b>	<b>41.2</b>	<b>35.9</b>	<b>0</b>	<b>0</b>	<b>79</b>	<b>2</b>

PUNT RETURNS	No	FC	Yds	Avg	Lg	TD
Jancik	12	0	220	18.3	82t	1
Glick	6	0	32	5.3	12	0
Burrell	1	0	0	0.0	0	0
<b>Oilers</b>	<b>19</b>	<b>0</b>	<b>252</b>	<b>13.3</b>	<b>82t</b>	<b>1</b>

KICKOFF RETURNS	No	Yds	Avg	Lg	TD
Jancik	21	488	23.2	42	0
Burrell	17	449	26.4	93t	1
Nelson	13	304	23.4	47	0
Blanks	9	207	23.0	32	0
Hoffman	2	52	26.0	30	0
Jackson TM	2	32	16.0	18	0
W. Frazier	1	0	0.0	0	0
Click	1	27	27.0	27	0
<b>Oilers</b>	<b>66</b>	<b>1559</b>	<b>23.6</b>	<b>93t</b>	<b>1</b>

FIELD GOALS	1-19	20-29	30-39	40-49	50+
<b>Oilers</b>	<b>3/4</b>	<b>3/7</b>	<b>3/4</b>	<b>4/12</b>	<b>0/2</b>

Blanda: (45B) () (43G) () (16N, 47G) () (26N, 27N, 36G) (49N, 50N, 37N, 49G) (46N, 23N, 10G) (49N, 21N, 40B, 11G) (21G, 31G) (49N, 41N, 49G) (49N, 20G, 31G) (51N, 26G, 18G)  
 Opponents: records not available

SACKS
records not available
<b>Oilers 25.0 Opponents 23.0</b>

TACKLES (Solo-Assists-Total)
records not available

### USUAL STARTING LINEUP

OFFENSE	
WR	Charles Frazier (28)
LT	Walt Suggs (76)
<b>LG</b>	<b>Bob Talamini (61)</b>
C	Tom Goode (68)
RG	John Wittenborn (67)
RT	Sonny Bishop (66)
TE	Willard Dewveall (88)
	Willie Frazier (83)
<b>WR</b>	<b>Charles Hennigan (87)</b>
QB	George Blanda (16)
<b>RB</b>	<b>Sid Blanks (42)</b>
FB	Charles Tolar (44)

DEFENSE	
LE	Scott Appleton (70)
LT	Bud McFadin (64)
RT	Ed Husmann (82)
	Scott Appleton (70)
RE	Don Floyd (75)
LLB	Danny Brabham (85)
MLB	Doug Cline (31)
	Larry Onesti (45)
RLB	Johnny Baker (84)
<b>LCB</b>	<b>Pete Jaquess (47)</b>
RCB	Bobby Jancik (23)
SS	W.K. Hicks (33)
<b>FS</b>	<b>Fred Glick (27)</b>

SPECIALISTS	
K	George Blanda (16)
P	Jim Norton (43)

### AFL All-Star Game

All-AFL

GM: Carroll Martin; Head Coach: Sammy Baugh  
 Asst. Coaches: W.F. "Red" Konright (ends), Joe Spencer (DL), John Steber (OL), Hugh "Bones" Taylor (DB)

### AMERICAN FOOTBALL LEAGUE STANDINGS

EASTERN DIVISION	W	L	T	PCT.
Buffalo	12	2	0	.857
Boston Patriots	10	3	1	.769
N.Y. Jets	5	8	1	.385
<b>Houston</b>	<b>4</b>	<b>10</b>	<b>0</b>	<b>.286</b>

WESTERN DIVISION	W	L	T	PCT.
San Diego	8	5	1	.615
Kansas City	7	7	0	.500
Oakland	5	7	2	.417
Denver	2	11	1	.154

**AFL CHAMPIONSHIP**  
 BUFFALO 20, San Diego 7

# 1963 SEASON (6-8 REGULAR SEASON, 0-0 PLAYOFFS) • 3RD PLACE AFL EAST

DATE	OPPONENT	SCORE	W/L	ATT
Sep. 7	OAKLAND	13-24	L	24,749
Sep. 14	DENVER	20-14	W	22,855
Sep. 22	at New York	17-24	L	9,336
Sep. 28	at Buffalo	31-20	W	32,340
Oct. 6	at Kansas City	7-28	L	27,801
Oct. 13	at Denver	33-24	W	24,087
Oct. 20	BUFFALO	28-14	W	23,948
Oct. 27	KANSAS CITY	28-7	W	26,331
Nov. 1	at Boston	3-45	L	31,185
Nov. 10	NEW YORK	31-27	W	23,615
Dec. 1	at San Diego	0-27	L	31,713
Dec. 8	BOSTON	28-46	L	23,462
Dec. 15	SAN DIEGO	14-20	L	18,540
Dec. 22	at Oakland	49-52	L	17,401

	TITANS	OPP
<b>Total First Downs</b>	<b>254</b>	<b>256</b>
Rushing	68	117
Passing	169	121
Penalty	17	18
3rd Down: Made/Att	--	--
4th Down: Made/Att	--	--
Possession Avg.	--	--
<b>Total Net Yards</b>	<b>4432</b>	--
Avg. Per Game	316.6	--
Total Plays	870	--
Avg. Per Play	5.1	--
<b>Net Yards Rushing</b>	<b>1210</b>	--
Avg. Per Game	86.4	--
Total Rushes	341	--
<b>Net Yards Passing</b>	<b>3222</b>	--
Avg. Per Game	230.1	--
Sacked/Yards Lost	28/256	--
Gross Yards	3478	--
Att./Comp.	501/261	--
Completion Pct.	52.1	--
Had Intercepted	33	--
<b>Punts/Average</b>	<b>65/43.0</b>	--
<b>Net Punting Avg.</b>	<b>65/43.0</b>	--
<b>Penalties/Yards</b>	<b>58/565</b>	--
<b>Fumbles/Ball Lost</b>	<b>35/24</b>	--
<b>Touchdowns</b>	<b>39</b>	--
Rushing	11	--
Passing	26	--
Returns	2	--

BY PERIODS	1	2	3	4	OT	PTS
Oilers	72	102	72	56	0	302
Opponents	79	138	61	94	0	372

SCORING	TD	RU	PA	RT	PAT	FG	S	TP
Blanda	0	0	0	0	39/39	9/24	0	66
Hennigan	10	0	10	0			0	60
Dewveall	7	0	7	0			0	42
McLeod	5	0	5	0			0	30
Smith	5	3	2	0			0	30
Tobin	5	4	1	0			0	30
Tolar	3	3	0	0			0	18
Dickinson LG	1	1	0	0			0	6
Dickinson TM	1	1	0	0			0	6
Frazier	1	0	1	0			0	6
Glick	1	0	0	1			0	6
Johnston	1	0	0	1			0	6
<b>Oilers</b>	<b>39</b>	<b>11</b>	<b>26</b>	<b>2</b>	<b>39/39</b>	<b>9/24</b>	<b>1</b>	<b>302</b>
<b>Opponents</b>	<b>47</b>	<b>12</b>	<b>24</b>	<b>11</b>	--	--	--	<b>372</b>

2-Pt Conversions: Oilers 0-0, Opponents 0-0

RUSHING	No	Yds	Avg	Lg	TD
Tolar	194	659	3.4	33	3
Tobin	75	271	3.6	32	4
Smith	50	202	4.0	16	3
Cannon	13	45	3.5	12	0
Dickinson LG	6	32	5.3	13	1
Dickinson TM	1	1	1.0	1t	1
Norton	1	15	15.0	15	0
Lee	2	9	4.5	8	0
Babb	1	7	7.0	7	0
Blanda	4	1	0.3	7	0
<b>Oilers</b>	<b>341</b>	<b>1210</b>	<b>3.5</b>	<b>33</b>	<b>11</b>

RECEIVING	No	Yds	Avg	Lg	TD
Hennigan	61	1051	17.2	68	10
Dewveall	58	752	13.0	35	7
Tolar	41	275	6.7	33	0
McLeod	33	530	16.1	38	5
Smith	24	270	11.3	36	2
Frazier	16	279	17.4	80t	1
Tobin	13	173	13.3	33t	1
Dickinson LG	6	57	9.5	18	0
Dickinson TM	5	48	9.6	18	0
Kerbow	5	61	12.2	30	0
Cannon	5	39	7.8	12	0
<b>Oilers</b>	<b>261</b>	<b>3478</b>	<b>13.3</b>	<b>80t</b>	<b>26</b>

INTERCEPTIONS	No	Yds	Avg	Lg	TD
Glick	12	180	15.0	45	1
Banfield	7	21	3.0	14	0
Norton	6	86	14.3	37	0
Jancik	3	31	10.3	19	0
Cline	3	16	5.3	9	0
Babb	2	24	12.0	18	0
Johnston	1	90	90.0	90t	1
Dukes	1	4	4.0	4	0
Brabham	1	1	1.0	1	0
<b>Oilers</b>	<b>36</b>	<b>453</b>	<b>12.6</b>	<b>90t</b>	<b>2</b>

PUNTING	No	Yds	Avg	Net	TB	In	Lg	B
Norton	65	2792	43.0	43.0	0	0	68	0
<b>Oilers</b>	<b>65</b>	<b>2792</b>	<b>43.0</b>	<b>43.0</b>	<b>0</b>	<b>0</b>	<b>68</b>	<b>0</b>

PUNT RETURNS	No	FC	Yds	Avg	Lg	TD
Glick	19	0	171	9.0	22	0
Jancik	13	0	145	11.2	56	0
<b>Oilers</b>	<b>32</b>	<b>0</b>	<b>316</b>	<b>9.9</b>	<b>56</b>	<b>0</b>

KICKOFF RETURNS	No	Yds	Avg	Lg	TD
Jancik	45	1317	29.3	53	0
Glick	20	451	22.6	43	0
Cannon	2	39	19.5	20	0
Michael	1	3	3.0	3	0
Tobin	1	10	10.0	10	0
Tolar	1	4	4.0	4	0
<b>Oilers</b>	<b>70</b>	<b>1824</b>	<b>26.1</b>	<b>53</b>	<b>0</b>

FIELD GOALS	1-19	20-29	30-39	40-49	50+
<b>Oilers</b>	<b>1/2</b>	<b>1/3</b>	<b>4/8</b>	<b>3/8</b>	<b>0/3</b>

**Blanda:** (30G, 46G, 32N, 42N) (18G, 48G, 52N, 51N, 28N, 52N) (44N, 37G) (28G) (37N) (38G, 48B, 12N) ( ) (26N) (46G) (47N, 32G) (48B, 37N) ( ) (35N) ( )  
**Opponents:** records not available

**SACKS**  
 records not available

**TACKLES (Solo-Assists-Total)**  
 records not available

PASSING	Att	Cmp	Pct	Yards	Yds/Att	TD	Int	Lg	Sk/Yds	Rating
Blanda	423	224	53.0	3003	7.10	24	25	80t	--	70.1
Lee	75	37	49.3	475	6.33	2	8	38	--	38.9
Smith	2	0	0.0	0	0.0	0	0	0	--	39.6
Cannon	1	0	0.0	0	0.0	0	0	0	--	39.6
<b>Oilers</b>	<b>501</b>	<b>261</b>	<b>52.1</b>	<b>3478</b>	<b>6.94</b>	<b>26</b>	<b>33</b>	<b>80t</b>	<b>28/256</b>	<b>64.3</b>

### USUAL STARTING LINEUP

**OFFENSE**  
 WR Willard Dewveall (88)  
 LT Walt Suggs (76)  
**LG Bob Talamini (61)**  
**C Bob Schmidt (52)**  
 RG Hogan Wharton (63)  
**RT Rich Michael (77)**  
 TE Bob McLeod (81)  
**WR Charles Hennigan (87)**  
**QB George Blanda (16)**  
 RB Billy Cannon (20)  
 FB Charles Tolar (44)

**DEFENSE**  
 LE Gary Cutsinger (80)  
 LT Dudley Meredith (74)  
**RT Ed Husmann (82)**  
 RE Don Floyd (75)  
 LLB Doug Cline (31)  
 MLB Gene Babb (33)  
 RLB Mike Dukes (30)  
**LCB Tony Banfield (40)**  
 RCB Bobby Jancik (23)  
**SS Jim Norton (43)**  
**FS Fred Glick (27)**

**SPECIALISTS**  
**K George Blanda (16)**  
**P Jim Norton (43)**

**AFL All-Star Game**  
 All-AFL

**GM/Head Coach:** Frank "Pop" Ivy  
**Asst. Coaches:** Neill Armstrong (defense), W.F. "Red" Conkright (ends), Walt Schlinkman (offense), Joe Spencer (line)

### AMERICAN FOOTBALL LEAGUE STANDINGS

EASTERN DIVISION	W	L	T	PCT.
Boston	7	6	1	.538
Buffalo	7	6	1	.538
<b>Houston</b>	<b>6</b>	<b>8</b>	<b>0</b>	<b>.429</b>
N.Y. Jets	5	8	1	.385

WESTERN DIVISION	W	L	T	PCT.
San Diego	11	3	0	.786
Oakland	10	4	0	.714
Kansas City	5	7	2	.417
Denver	2	11	1	.154

**EASTERN DIVISION PLAYOFF**  
 Boston Patriots 26, BUFFALO 8

**AFL CHAMPIONSHIP**  
 SAN DIEGO 51, Boston Patriots 10

## 1962 SEASON (11-3 REGULAR SEASON, 0-1 PLAYOFFS) • 1ST PLACE AFL EAST

DATE	OPPONENT	SCORE	W/L	ATT
Sep. 9	at Buffalo	28-23	W	31,236
Sep. 16	at Boston	21-34	L	32,276
Sep. 23	at San Diego	42-17	W	28,061
Oct. 7	BUFFALO	17-14	W	26,350
Oct. 14	NEW YORK	56-17	W	20,650
Oct. 21	at Denver	10-20	L	34,496
Oct. 28	DALLAS	7-31	L	31,750
Nov. 4	at Dallas	14-6	W	29,017
Nov. 11	at Oakland	28-20	W	11,000
Nov. 18	BOSTON	21-17	W	35,250
Nov. 25	SAN DIEGO	33-27	W	28,235
Dec. 2	DENVER	34-17	W	30,650
Dec. 9	OAKLAND	32-17	W	27,400
Dec. 15	at New York	44-10	W	8,167
<b>Dec. 23</b>	<b>DALLAS</b>	<b>17-20*</b>	<b>L</b>	<b>37,981</b>

\* Overtime

	TITANS	OPP
<b>Total First Downs</b>	<b>266</b>	<b>217</b>
Rushing	95	75
Passing	157	126
Penalty	14	16
3rd Down: Made/Att	--	--
4th Down: Made/Att	--	--
<b>Possession Avg.</b>	<b>--</b>	<b>--</b>
<b>Total Net Yards</b>	<b>4971</b>	<b>--</b>
Avg. Per Game	355.1	--
Total Plays	943	--
Avg. Per Play	5.3	--
<b>Net Yards Rushing</b>	<b>1742</b>	<b>--</b>
Avg. Per Game	124.4	--
Total Rushes	457	--
<b>Net Yards Passing</b>	<b>3229</b>	<b>--</b>
Avg. Per Game	230.6	--
Sacked/Yards Lost	11/94	--
Gross Yards	3323	--
Att./Comp.	475/227	--
Completion Pct.	47.8	--
Had Intercepted	48	--
<b>Punts/Average</b>	<b>56/41.0</b>	<b>--</b>
<b>Net Punting Avg.</b>	<b>56/41.0</b>	<b>--</b>
<b>Penalties/Yards</b>	<b>63/633</b>	<b>--</b>
<b>Fumbles/Ball Lost</b>	<b>17/9</b>	<b>--</b>
<b>Touchdowns</b>	<b>50</b>	<b>--</b>
Rushing	15	--
Passing	32	--
Returns	3	--

BY PERIODS	1	2	3	4	OT	PTS
Oilers	93	119	98	77	0	387
Opponents	79	87	47	57	0	270

SCORING	TD	RU	PA	RT	PAT	FG	S	TP
Blanda	0	0	0	0	48/49	11/26	0	81
Cannon	13	7	6	0			0	80
Hennigan	8	0	8	0			0	48
Tolar	8	7	1	0			0	48
McLeod	6	0	6	0			0	36
Dewveall	5	0	5	0			0	30
Groman	3	0	3	0			0	18
Smith	3	1	2	0			0	18
Babb	1	0	0	1			0	6
Banfield	1	0	0	1			0	6
Floyd	1	0	0	1			0	6
Frazier	1	0	1	0			0	6
<b>Oilers</b>	<b>50</b>	<b>15</b>	<b>32</b>	<b>3</b>	<b>48/49</b>	<b>11/26</b>	<b>2</b>	<b>387</b>
<b>Opponents</b>	<b>33</b>	<b>10</b>	<b>18</b>	<b>5</b>	<b>N/A</b>	<b>N/A</b>	<b>0</b>	<b>270</b>

2-Pt Conversions: Oilers 0-0, Opponents 0-0

PASSING	Att	Cmp	Pct	Yards	Yds/Att	TD	Int	Lg	Sk/Yds	Rating
Blanda	418	197	47.1	2810	6.72	27	42	78t	--	51.3
Lee	50	26	52.0	433	8.66	4	5	98t	--	68.6
Cannon	3	2	66.7	46	15.33	1	0	40t	--	149.3
Smith	3	2	66.7	34	11.33	0	0	19	--	104.9
Tolar	1	0	0.0	0	0.0	0	0	0	--	0.0
<b>Oilers</b>	<b>475</b>	<b>227</b>	<b>47.8</b>	<b>3323</b>	<b>7.00</b>	<b>32</b>	<b>48</b>	<b>98t</b>	<b>11/94</b>	<b>53.9</b>

RUSHING	No	Yds	Avg	Lg	TD
Tolar	244	1012	4.1	25	7
Cannon	147	474	3.2	64t	7
Smith	56	249	4.4	41	1
Blanda	3	6	2.0	10	0
Lee	4	1	0.3	4	0
Babb	3	0	0.0	2	0
<b>Oilers</b>	<b>457</b>	<b>1742</b>	<b>3.8</b>	<b>64t</b>	<b>15</b>

RECEIVING	No	Yds	Avg	Lg	TD
Hennigan	54	867	16.1	78t	8
McLeod	33	578	17.5	55t	6
Dewveall	33	576	17.5	98t	5
Cannon	32	451	14.1	60t	6
Tolar	30	251	8.4	35t	1
Groman	21	328	15.6	54t	3
Smith	17	117	6.9	29	2
Frazier	7	155	22.1	73t	1
<b>Oilers</b>	<b>227</b>	<b>3323</b>	<b>14.6</b>	<b>98t</b>	<b>32</b>

INTERCEPTIONS	No	Yds	Avg	Lg	TD
Norton	8	75	9.4	36	0
Banfield	6	17	2.8	11	0
Floyd	4	50	12.5	28t	1
Johnston	4	31	7.8	27	0
Glick	3	53	17.7	31	0
Jancik	2	33	16.5	33	0
Babb	2	31	15.5	31t	0
Cline	2	14	7.0	14	0
Dukes	2	11	5.5	6	0
Suci	1	22	22.0	22	0
Cutsinger	1	3	3.0	3	0
<b>Oilers</b>	<b>35</b>	<b>340</b>	<b>9.7</b>	<b>36</b>	<b>2</b>

PUNTING	No	Yds	Avg	Net	TB	In	Lg	B
Norton	56	2298	41.0	41.0	0	0	64	1
<b>Oilers</b>	<b>56</b>	<b>2298</b>	<b>41.0</b>	<b>41.0</b>	<b>0</b>	<b>0</b>	<b>64</b>	<b>1</b>

PUNT RETURNS	No	FC	Yds	Avg	Lg	TD
Jancik	14	0	116	8.3	21	0
Click	12	0	79	6.6	17	0
Banfield	2	0	71	35.5	50t	1
<b>Oilers</b>	<b>28</b>	<b>0</b>	<b>266</b>	<b>9.5</b>	<b>50t</b>	<b>1</b>

KICKOFF RETURNS	No	Yds	Avg	Lg	TD
Jancik	24	726	30.3	61	0
Cannon	18	442	24.6	38	0
Smith	2	37	18.5	23	0
Tolar	2	18	9.0	18	0
Glick	1	22	22.0	22	0
McLeod	1	0	0.0	0	0
<b>Oilers</b>	<b>48</b>	<b>1245</b>	<b>25.9</b>	<b>61</b>	<b>0</b>

FIELD GOALS	1-19	20-29	30-39	40-49	50+
<b>Oilers</b>	<b>5/7</b>	<b>2/4</b>	<b>2/4</b>	<b>1/7</b>	<b>1/4</b>

**Blanda:** (29N, 45N, 48N) (51N, 10N) (47N) (N, 16G, 37N) (47N) (18G) () (34N, 47B) (50N) () (50N, 42G, 22G, 39G, 26N) (16G, 20G) (54G, 14G, 11G) (30G, 46N)  
**Opponents:** records not available

SACKS
<b>Opponents 11.0</b>

TACKLES (Solo-Assists-Total)
records not available

### USUAL STARTING LINEUP

**OFFENSE**  
**WR** Willard Dewveall (88)  
**LT** Al Jamison (70)  
**LG** Bob Talamini (61)  
**C** Bob Schmidt (52)  
**RG** Hogan Wharton (63)  
**RT** Rich Michael (77)  
**TE** Bob McLeod (81)  
**WR** Charles Hennigan (87)  
**QB** George Blanda (16)  
**RB** Billy Cannon (20)  
**FB** Charles Tolar (44)

**DEFENSE**  
**LE** Gary Cutsinger (80)  
**LT** Ed Culpepper (78)  
**RT** Ed Husmann (82)  
**RE** Don Floyd (75)  
**LLB** Doug Cline (31)  
**MLB** Gene Babb (33)  
**RLB** Mike Dukes (30)  
**LCB** Tony Banfield (40)  
**RCB** Mark Johnston (41)  
**SS** Bobby Jancik (23)  
**SS** Jim Norton (43)  
**FS** Fred Glick (27)

**SPECIALISTS**  
**K** George Blanda (16)  
**P** Jim Norton (43)

**AFL All-Star Game**  
**All-AFL**

**GM:** Don Suman; **Head Coach:** Frank "Pop" Ivy  
**Asst. Coaches:** Neill Armstrong (defense), Walt Schlinkman (offense), Joe Spencer (line)

### AMERICAN FOOTBALL LEAGUE STANDINGS

EASTERN DIVISION	W	L	T	PCT.
Houston	11	3	0	.786
Boston	9	4	1	.692
Buffalo	7	6	1	.538
N.Y. Titans	5	9	0	.357

WESTERN DIVISION	W	L	T	PCT.
Dallas	11	3	0	.786
Denver	7	7	0	.500
San Diego	4	10	0	.286
Oakland	1	13	0	.071

**AFL CHAMPIONSHIP**  
 Dallas Texans 20, HOUSTON 17 (OT)

# 1961 SEASON (10-3-1 REGULAR SEASON, 1-0 PLAYOFFS) • 1ST PLACE AFL EAST

DATE	OPPONENT	SCORE	W/L	ATT
Sep. 9	OAKLAND	55-0	W	16,231
Sep. 24	at San Diego	24-34	L	29,210
Oct. 1	at Dallas	21-26	L	28,000
Oct. 8	BUFFALO	12-22	L	22,761
Oct. 13	at Boston	31-31	T	15,070
Oct. 22	DALLAS	38-7	W	21,237
Oct. 29	at Buffalo	28-16	W	23,228
Nov. 5	at Denver	55-14	W	11,564
Nov. 12	BOSTON	27-15	W	35,649
Nov. 19	NEW YORK	49-13	W	33,428
Nov. 26	DENVER	45-14	W	27,864
Dec. 3	SAN DIEGO	33-13	W	37,845
Dec. 10	at New York	48-21	W	9,462
Dec. 17	at Oakland	47-16	W	4,821
<b>Dec. 24</b>	<b>at San Diego</b>	<b>10-3</b>	<b>W</b>	<b>29,556</b>

	TITANS	OPP
<b>Total First Downs</b>	<b>293</b>	<b>235</b>
Rushing	97	87
Passing	182	126
Penalty	14	22
3rd Down: Made/Att	--	--
4th Down: Made/Att	--	--
<b>Possession Avg.</b>	<b>--</b>	<b>--</b>
<b>Total Net Yards</b>	<b>6288</b>	<b>--</b>
Avg. Per Game	449.1	--
Total Plays	964	--
Avg. Per Play	6.5	--
<b>Net Yards Rushing</b>	<b>1896</b>	<b>--</b>
Avg. Per Game	135.4	--
Total Rushes	452	--
<b>Net Yards Passing</b>	<b>4392</b>	<b>--</b>
Avg. Per Game	313.7	--
Sacked/Yards Lost	14/176	--
Gross Yards	4568	--
Att./Comp.	498/254	--
<b>Completion Pct.</b>	<b>51.0</b>	<b>--</b>
Had Intercepted	29	--
<b>Punts/Average</b>	<b>56/39.1</b>	<b>--</b>
<b>Net Punting Avg.</b>	<b>56/39.1</b>	<b>--</b>
<b>Penalties/Yards</b>	<b>83/889</b>	<b>--</b>
<b>Fumbles/Ball Lost</b>	<b>19/11</b>	<b>--</b>
<b>Touchdowns</b>	<b>66</b>	<b>--</b>
Rushing	15	--
Passing	48	--
Returns	3	--

BY PERIODS	1	2	3	4	OT	PTS
Oilers	85	180	92	156	0	513
Opponents	44	76	48	74	0	242

SCORING	TD	RU	PA	RT	PAT	FG	S	TP
Blanda	0	0	0	0	64/65	16/29	0	112
Groman	18	1	17	0	0	0	0	108
Cannon	15	6	9	0	0	0	0	90
Hennigan	12	0	12	0	0	0	0	72
Tolar	5	4	1	0	0	0	0	30
Dewveall	3	0	3	0	0	0	0	18
King	3	2	1	0	0	0	0	18
Smith	3	2	1	0	0	0	0	18
Cline	2	0	0	2	1/1	0/0	0	14
McLeod	2	0	2	0	0	0	0	12
Hall	1	0	1	0	0	0	0	6
Johnston	1	0	0	1	0	0	0	6
White	1	0	1	0	0	0	0	6
Milstead	0	0	0	0	1/1	0/0	0	1
Oilers	66	15	48	3	65/66	16/29	2	513
Opponents	33	17	13	3	0/0	0/0	0	242

2-Pt Conversions: Oilers 0-0, Opponents 0-0

RUSHING	No	Yds	Avg	Lg	TD
Cannon	200	948	4.7	61t	6
Tolar	157	577	3.7	28	4
Smith	60	258	4.3	21	2
King	12	50	4.2	17t	2
Lee	8	36	4.5	9	0
Hall	7	13	1.9	9	0
Blanda	7	12	1.7	7	0
Groman	1	2	2.0	2t	1
Oilers	452	1896	4.2	61t	15

PASSING	Att	Cmp	Pct	Yards	Yds/Att	TD	Int	Lg	Sk/Yds	Rating
Blanda	362	187	51.7	3330	9.20	36	22	80t	--	91.3
Lee	127	66	52.0	1205	9.49	12	6	80t	--	96.7
Cannon	5	0	0.0	0	0.0	0	1	0	--	0.0
Smith	2	1	50.0	33	16.50	0	0	33	--	95.8
Groman	1	0	0.0	0	0.0	0	0	0	--	39.6
Tolar	1	0	0.0	0	0.0	0	0	0	--	39.6
Oilers	498	254	51.0	4568	9.17	48	29	80t	14/176	90.7

RECEIVING	No	Yds	Avg	Lg	TD
Hennigan	82	1746	21.3	80t	12
Groman	50	1175	23.5	80t	17
Cannon	43	586	13.6	78t	9
Tolar	24	219	9.1	32	1
McLeod	14	172	12.3	18	2
White	13	238	18.3	49	1
Dewveall	12	200	16.7	66t	3
Smith	10	131	13.1	37	1
King	3	83	27.7	44t	1
Hall	1	20	20.0	20t	1
Spence	1	14	14.0	14	0
Blanda	1	-16	-16.0	-16	0
Oilers	254	4568	18.0	80t	48

INTERCEPTIONS	No	Yds	Avg	Lg	TD
Norton	9	150	16.7	36	0
Banfield	8	136	17.0	58	0
Johnston	4	59	14.8	27	0
Glick	4	28	7.0	11	0
Milstead	2	25	12.5	22	0
Morris	1	31	31.0	31	0
Laraway	1	30	30.0	30	0
Cline	1	24	24.0	24	0
Spence	1	23	23.0	23	0
Trask	1	17	17.0	17	0
Dukes	1	5	5.0	5	0
Oilers	33	528	16.0	58	0

PUNTING	No	Yds	Avg	Net	TB	In	Lg	B
Norton	48	1952	40.7	40.7	0	0	63	0
Hall	8	238	29.8	29.8	0	0	50	0
Oilers	56	2190	39.1	39.1	0	0	63	0

PUNT RETURNS	No	FC	Yds	Avg	Lg	TD
Cannon	9	0	70	7.8	20	0
King	7	0	32	4.6	10	0
Hall	2	0	1	0.5	1	0
Smith	1	0	15	15.0	15	0
Oilers	19	0	118	6.2	20	0

KICKOFF RETURNS	No	Yds	Avg	Lg	TD
Cannon	18	439	24.4	47	0
King	8	190	23.8	41	0
Hall	6	140	23.3	33	0
Dukes	4	57	14.3	23	0
Tolar	2	42	21.0	22	0
Cline	1	24	24.0	24	0
Laraway	1	22	22.0	22	0
McLeod	1	13	13.0	13	0
Smith	1	5	5.0	5	0
Wharton	1	8	8.0	8	0
Oilers	43	940	21.9	47	0

FIELD GOALS	1-19	20-29	30-39	40-49	50+
Oilers	6/7	6/8	1/2	1/6	2/6

Blanda: (27G, 14G) (28G) () (41N, 48N, 14G, 46N, 54N) (36N, 51N, 24G) (54N, 53G, 47N) (24N, 45N) (48G, 33G) (25G, 19G) (N) (9G) (55G, 23G, 27N) (16G, 27G, 51N) (12G)

Opponents: records not available

SACKS
records not available

TACKLES (Solo-Assists-Total)
records not available

### USUAL STARTING LINEUP

**OFFENSE**

WR Bill Groman (89)  
**LT Al Jamison (70)**  
 LG Bob Talamini (61)  
**C Bob Schmidt (52)**  
 RG Hogan Wharton (63)  
 RT Rich Michael (77)  
 TE John White (86)  
**Bob McLeod (81)**  
**WR Charles Hennigan (87)**  
**QB George Blanda (16)**  
**RB Billy Cannon (20)**  
**FB Charles Tolar (44)**

**DEFENSE**

LE Dalva Allen (80)  
 LT Orville Trask (79)  
**RT Ed Husmann (82)**  
**RE Don Floyd (75)**  
 LLB Doug Cline (31)  
**MLB Dennit Morris (50)**  
 RLB Mike Dukes (30)  
**LCB Tony Banfield (40)**  
**RCB Mark Johnston (41)**  
 SS Jim Norton (43)  
**FS Fred Glick (27)**

**SPECIALISTS**

**K George Blanda (16)**  
**P Jim Norton (43)**

**AFL All-Star Game**  
 All-AFL

**GM:** Don Suman; **Head Coach:** Lou Rymkus (five games), Wally Lemm (final nine games)  
**Asst. Coaches:** Walt Schlinkman (off. backs), Mac Speedie (ends), Joe Spencer (line), Fred Wallner (defense)

### AMERICAN FOOTBALL LEAGUE STANDINGS

EASTERN DIVISION	W	L	T	PCT.
Houston	10	3	1	.769
Boston	9	4	1	.692
N.Y. Titans	7	7	0	.500
Buffalo	6	8	0	.429

WESTERN DIVISION	W	L	T	PCT.
San Diego	12	2	0	.857
Dallas Texans	6	8	0	.429
Denver	3	11	0	.214
Oakland	2	12	0	.143

**AFL CHAMPIONSHIP**  
 Houston 10, SAN DIEGO 3

## 1960 SEASON (10-4 REGULAR SEASON, 1-0 PLAYOFFS) • 1ST PLACE AFL EAST

DATE	OPPONENT	SCORE	W/L	ATT
Sep. 11	at Oakland	37-22	W	12,703
Sep. 18	LOS ANGELES	38-28	W	20,156
Sep. 25	OAKLAND	13-14	L	16,421
Oct. 9	NEW YORK	27-21	W	16,151
Oct. 16	DALLAS	20-10	W	19,026
Oct. 23	at New York	42-28	W	21,000
Oct. 30	at Buffalo	24-25	L	23,001
Nov. 6	at Denver	45-25	W	14,489
Nov. 13	at Los Angeles	21-24	L	21,805
Nov. 20	DENVER	20-10	W	20,778
Nov. 25	at Boston	24-10	W	27,123
Dec. 4	at Dallas	0-24	L	20,000
Dec. 11	BUFFALO	31-23	W	25,247
Dec. 18	BOSTON	37-21	W	22,352
Jan. 1	LOS ANGELES	24-16	W	32,183

	TITANS	OPP
<b>Total First Downs</b>	<b>262</b>	<b>282</b>
Rushing	83	90
Passing	153	164
Penalty	26	28
3rd Down: Made/Att	--	--
4th Down: Made/Att	--	--
<b>Possession Avg.</b>	<b>--</b>	<b>--</b>
<b>Total Net Yards</b>	<b>4936</b>	<b>--</b>
Avg. Per Game	352.6	--
Total Plays	930	--
Avg. Per Play	5.3	--
<b>Net Yards Rushing</b>	<b>1733</b>	<b>--</b>
Avg. Per Game	123.8	--
Total Rushes	452	--
<b>Net Yards Passing</b>	<b>3203</b>	<b>--</b>
Avg. Per Game	228.8	--
Sacked/Yards Lost	22/168	--
Gross Yards	3371	--
Att./Comp.	456/218	--
Completion Pct.	47.8	--
Had Intercepted	28	--
<b>Punts/Average</b>	<b>72/35.8</b>	<b>--</b>
<b>Net Punting Avg.</b>	<b>72/35.8</b>	<b>--</b>
<b>Penalties/Yards</b>	<b>75/750</b>	<b>--</b>
<b>Fumbles/Ball Lost</b>	<b>36/17</b>	<b>--</b>
<b>Touchdowns</b>	<b>48</b>	<b>--</b>
Rushing	15	--
Passing	31	--
Returns	2	--

BY PERIODS	1	2	3	4	OT	PTS
Oilers	93	106	91	89	0	379
Opponents	64	94	72	55	0	285

SCORING	TD	RU	PA	RT	PAT	FG	S	TP
Blanda	4	4	0	0	46/47	15/33	0	115
Groman	12	0	12	0	0	0	0	72
Cannon	7	1	5	1	0	0	0	42
Smith	7	5	2	0	0	0	0	42
Hennigan	6	0	6	0	0	0	0	36
Carson	4	0	4	0	0	0	0	24
Tolar	3	3	0	0	0	0	0	18
Cline	2	2	0	0	0	0	0	12
Atchason LG	1	0	1	0	0	0	0	6
Atchason TM	1	0	1	0	0	0	0	6
Hall	1	0	0	1	0	0	0	6
Witcher	1	0	1	0	0	0	0	6
<b>Oilers</b>	<b>48</b>	<b>15</b>	<b>31</b>	<b>2</b>	<b>46/47</b>	<b>15/33</b>	<b>0</b>	<b>379</b>
<b>Opponents</b>	<b>36</b>	<b>6</b>	<b>28</b>	<b>2</b>	<b>0/0</b>	<b>0/0</b>	<b>0</b>	<b>285</b>

2-Pt Conversions: Oilers 0-0, Opponents 0-0

RUSHING	No	Yds	Avg	Lg	TD
Cannon	152	644	4.2	39	1
Smith	154	643	4.2	65	5
Tolar	54	179	3.3	40t	3
Hall	30	118	3.9	16	0
Cline	37	105	2.8	19	2
Blanda	16	16	1.0	9	4
Talamini	0	14	--	14	0
Lee	6	11	1.8	10	0
Milstead	3	3	1.0	7	0
<b>Oilers</b>	<b>452</b>	<b>1733</b>	<b>3.8</b>	<b>65</b>	<b>15</b>

PASSING	Att	Cmp	Pct	Yards	Yds/Att	TD	Int	Lg	Sk/Yds	Rating
Blanda	363	169	46.6	2413	6.65	24	22	75	0/0	65.4
Lee	77	41	53.2	842	10.94	5	6	92t	0/0	81.2
Milstead	7	4	57.1	43	6.14	0	0	30	0/0	75.3
Smith	5	3	60.0	70	14.00	1	0	31	0/0	143.8
Cannon	3	0	0.0	0	0.00	0	0	0	0/0	39.6
Groman	1	1	100.0	3	3.00	1	0	3t	0/0	118.8
<b>Oilers</b>	<b>456</b>	<b>218</b>	<b>47.8</b>	<b>3371</b>	<b>7.39</b>	<b>31</b>	<b>28</b>	<b>92t</b>	<b>22/168</b>	<b>69.8</b>

RECEIVING	No	Yds	Avg	Lg	TD
Groman	72	1473	20.5	92t	12
Carson	45	604	13.4	47	4
Hennigan	44	722	16.4	73t	6
Smith	22	216	9.8	40t	2
Cannon	15	187	12.5	53t	5
Tolar	7	71	10.1	21	0
Atchason LG	5	48	9.6	14	1
Atchason TM	3	26	8.7	12	1
Witcher	4	34	8.5	13	1
Cline	4	15	3.8	10	0
J. White	1	18	18.0	18	0
Norton	1	5	5.0	5	0
<b>Oilers</b>	<b>218</b>	<b>3371</b>	<b>15.5</b>	<b>92t</b>	<b>31</b>

INTERCEPTIONS	No	Yds	Avg	Lg	TD
Johnston	4	42	10.5	33	0
Morris	4	32	8.0	26	0
Spence	4	5	1.3	5	0
Gordon	3	45	15.0	20	0
Banfield	3	22	7.3	22	0
Dukes	2	34	17.0	29	0
Kendall	2	10	5.0	10	0
Allen	1	0	0.0	0	0
Norton	1	0	0.0	0	0
Witcher	1	0	0.0	0	0
<b>Oilers</b>	<b>25</b>	<b>190</b>	<b>7.6</b>	<b>33</b>	<b>0</b>

PUNTING	No	Yds	Avg	Net	TB	In	Lg	B
Milstead	66	2365	35.8	35.8	0	0	54	0
Hall	6	210	35.0	35.0	0	0	41	0
<b>Oilers</b>	<b>72</b>	<b>2575</b>	<b>35.8</b>	<b>35.8</b>	<b>0</b>	<b>0</b>	<b>54</b>	<b>0</b>

PUNT RETURNS	No	FC	Yds	Avg	Lg	TD
Hall	6	0	72	12.0	26	0
Tolar	5	0	40	8.0	15	0
Cannon	4	0	96	24.0	51	0
<b>Oilers</b>	<b>15</b>	<b>0</b>	<b>208</b>	<b>13.9</b>	<b>51</b>	<b>0</b>

KICKOFF RETURNS	No	Yds	Avg	Lg	TD
Hall	19	594	31.3	104t	1
Tolar	13	249	19.2	35	0
Cannon	8	266	33.3	88t	1
Dukes	4	58	14.5	20	0
Cline	3	42	14.0	16	0
Jamison	1	5	5.0	5	0
J. White	0	11	--	11	0
<b>Oilers</b>	<b>48</b>	<b>1225</b>	<b>25.5</b>	<b>104t</b>	<b>2</b>

FIELD GOALS	1-19	20-29	30-39	40-49	50+
Oilers	6/14	3/5	3/5	1/6	2/3

**Blanda:** (18G,) (13G) (36G, 17N, 10G, 28N) (N, N, N, N, 22G, 36G) (19G, 40N, 23G, 47N) (N) (50G) (45N, 44G, 40N) (52N) (40N) (35N, 20N, 32N, 16G) (18N) (53G) (32G, 26G, 10G)  
**Opponents:** records not available

**SACKS**  
 records not available

**TACKLES (Solo-Assists-Total)**  
 records not available

### USUAL STARTING LINEUP

OFFENSE	
WR	Bill Groman (89)
LT	Al Jamison (70)
LG	Bob Talamini (61)
C	George Belotti (57)
	Hugh Pitts (53)
RG	Hogan Wharton (63)
RT	Rich Michael (77)
TE	John Carson (82)
	John White (86)
WR	Charles Hennigan (87)
QB	George Blanda (16)
RB	Billy Cannon (20)
FB	Dave Smith (32)

DEFENSE	
LE	Dalva Allen (80)
LT	Orville Trask (79)
RT	Jerry Helliun (72)
	George Shirkey (74)
RE	Don Floyd (75)
LLB	Doug Cline (31)
MLB	Dennit Morris (50)
RLB	Mike Dukes (30)
LCB	Jim Norton (43)
RCB	Mark Johnston (41)
SS	Bobby Gordon (47)
	Charles Kendall (34)
FS	Julian Spence (24)

SPECIALISTS	
K	George Blanda (16)
P	Charles Milstead (12)

### All-AFL

GM: (none); **Head Coach:** Lou Rymkus  
**Asst. Coaches:** Wally Lemm, Walt Schlinkman, Mac Speedie, Fred Wallner

### AMERICAN FOOTBALL LEAGUE STANDINGS

EASTERN DIVISION		W	L	T	PCT.
Houston	10	4	0	.714	
N.Y. Titans	7	7	0	.500	
Buffalo	5	8	1	.385	
Boston	5	9	0	.357	

WESTERN DIVISION		W	L	T	PCT.
L.A. Chargers	10	4	0	.714	
Dallas Texans	8	6	0	.571	
Oakland	6	8	0	.429	
Denver	4	9	1	.308	

**AFL CHAMPIONSHIP**  
 HOUSTON 24, L.A. Chargers 16







## TITANS vs. THE NFL

*All-time regular season and playoff records versus 31 current NFL opponents*

OPPONENT	FIRST MEETING	REGULAR SEASON			POSTSEASON			COMBINED			STREAK	LAST TIME
		HOME	AWAY	TOTAL	HOME	AWAY	TOTAL	HOME	AWAY	TOTAL		
Arizona Cardinals	1970	2-3-0	2-2-0	4-5-0	0-0	0-0	0-0	2-3-0	2-2-0	4-5-0	W1	11/29/09 at Ten, W 20-17
Atlanta Falcons	1972	5-1-0	2-5-0	7-6-0	0-0	0-0	0-0	5-1-0	2-5-0	7-6-0	L1	11/20/11 at Atl, L 17-23
Baltimore Ravens	1996	5-4-0	4-4-0	9-8-0	0-2	1-0	1-2	5-6-0	5-4-0	10-10-0	W1	9/18/11 at Ten, W 26-13
Buffalo Bills	1960	13-6-0	13-8-0	26-14-0	1-0	0-2	1-2	14-6-0	13-10-0	27-16-0	W4	12/4/11 at Buf, W 23-17
Carolina Panthers	1996	1-1-0	2-0-0	3-1-0	0-0	0-0	0-0	1-1-0	2-0-0	3-1-0	W3	11/13/11 at Car, W 30-3
Chicago Bears	1973	2-3-0	3-2-0	5-5-0	0-0	0-0	0-0	2-3-0	3-2-0	5-5-0	W1	11/9/08 at Chi, W 21-14
Cincinnati Bengals	1968	22-13-1	17-19-0	39-32-1	0-0	0-1	0-1	22-13-1	17-20-0	39-33-1	L1	11/6/11 at Ten, L 17-24
Cleveland Browns	1970	13-18-0	15-15-0	28-33-0	0-0	1-0	1-0	13-18-0	16-15-0	29-33-0	W2	10/2/11 at Cle, W 31-13
Dallas Cowboys	1970	2-4-0	4-3-0	6-7-0	0-0	0-0	0-0	2-4-0	4-3-0	6-7-0	W1	10/10/10 at Dal, W 34-27
Denver Broncos	1960	14-6-0	7-8-1	21-14-1	1-0	0-2	1-2	15-6-0	7-10-1	22-16-1	W1	9/25/11 at Ten, W 17-14
Detroit Lions	1971	4-2-0	3-1-0	7-3-0	0-0	0-0	0-0	4-2-0	3-1-0	7-3-0	W3	11/27/08 at Det, W 47-10
Green Bay Packers	1972	2-3-0	4-1-0	6-4-0	0-0	0-0	0-0	2-3-0	4-1-0	6-4-0	W3	11/2/08 at Ten, W 19-16 (OT)
Houston Texans	2002	7-3-0	7-3-0	14-6-0	0-0	0-0	0-0	7-3-0	7-3-0	14-6-0	W1	1/1/12 at Hou, W 23-22
Indianapolis Colts	1970	7-8-0	6-13-0	13-21-0	0-0	1-0	1-0	7-8-0	7-13-0	14-21-0	L1	12/18/11 at Ind, L 13-27
Jacksonville Jaguars	1995	9-8-0	10-7-0	19-15-0	0-0	1-0	1-0	9-8-0	11-7-0	20-15-0	W1	12/24/11 at Ten, W 23-17
Kansas City Chiefs	1960	12-9-0	8-17-0	20-26-0	0-2	0-0	0-2	12-11-0	8-17-0	20-28-0	L1	12/26/10 at KC, L 14-34
Miami Dolphins	1966	8-7-0	6-11-0	14-18-0	0-0	1-0	1-0	8-7-0	7-11-0	15-18-0	L1	11/14/10 at Mia, L 17-29
Minnesota Vikings	1974	3-1-0	1-6-0	4-7-0	0-0	0-0	0-0	3-1-0	1-6-0	4-7-0	W1	9/28/08 at Ten, W 30-17
New England Patriots	1960	10-6-0	5-15-1	15-21-1	0-0	1-1	1-1	10-6-0	6-16-1	16-22-1	L4	10/18/09 at NE, L 0-59
New Orleans Saints	1971	2-3-1	5-2-0	7-5-1	0-0	0-0	0-0	2-3-1	5-2-0	7-5-1	L1	12/11/11 at Ten, L 17-22
New York Giants	1973	3-2-0	2-3-0	5-5-0	0-0	0-0	0-0	3-2-0	2-3-0	5-5-0	W5	9/26/10 at NYG, W 29-10
New York Jets	1960	15-5-0	6-12-1	21-17-1	1-0	0-0	1-0	16-6-0	6-11-1	22-17-1	L2	9/27/09 at NYJ, L 17-24
Oakland Raiders	1960	15-11-0	4-12-0	19-23-0	0-0	0-4	0-4	15-11-0	4-16-0	19-27-0	W2	9/12/10 at Ten, W 38-13
Philadelphia Eagles	1972	2-3-0	2-3-0	4-6-0	0-0	0-0	0-0	2-3-0	2-3-0	4-6-0	W4	10/24/10 at Ten, W 37-19
Pittsburgh Steelers	1970	18-17-0	11-24-0	29-41-0	1-1	0-2	1-3	19-18-0	11-26-0	30-44-0	L3	10/9/11 at Pit, L 17-38
St. Louis Rams	1973	3-3-0	1-3-0	4-6-0	0-0	0-0	0-1*	3-3-0	1-3-0	4-7-0*	W1	12/13/09 at Ten, W 47-7
San Diego Chargers	1960	10-9-0	3-15-1	13-24-1	1-0	2-1	3-1	11-9-0	5-16-1	16-25-1	L8	10/31/10 at SD, L 25-33
San Francisco 49ers	1970	2-4-0	3-3-0	5-7-0	0-0	0-0	0-0	2-4-0	3-3-0	5-7-0	W2	11/8/09 at SF, W 34-27
Seattle Seahawks	1977	3-3-0	2-6-0	5-9-0	1-0	0-0	1-0	4-3-0	2-6-0	6-9-0	W1	1/3/10 at Sea, W 17-13
Tampa Bay Buccaneers	1976	7-0-0	1-2-0	8-2-0	0-0	0-0	0-0	7-0-0	1-2-0	8-2-0	W1	11/27/11 at Ten, W 23-17
Washington Redskins	1971	3-2-0	3-3-0	6-5-0	0-0	0-0	0-0	3-2-0	3-3-0	6-5-0	L1	11/21/10 at Ten, L 16-19 (OT)

\* Series vs. St. Louis includes Super Bowl XXXIV loss in Atlanta, Ga.

**Notes:** The Cardinals were previously the Phoenix Cardinals (1988-93), St. Louis Cardinals (1960-87) and Chicago Cardinals (1920-59). The Bears were previously the Decatur Staleys (1920) and Chicago Staleys (1921). The Browns did not play from 1996-98 and rejoined league as expansion team in 1999. The Colts were previously the Baltimore Colts (1953-83). The Chiefs were previously the Dallas Texans (1960-62). The Patriots were previously the Boston Patriots (1960-70). The Jets were previously the New York Titans (1960-62). The Raiders (Oakland Raiders from 1960-81 and 1995-present) were previously the Los Angeles Raiders (1982-94). The Rams were previously the Cleveland Rams (1937-42, 1944-45) and Los Angeles Rams (1946-94).















## vs. SAN DIEGO CHARGERS

Regular Season: 13-24-1 (Home 10-9, Away 3-15-1) • Playoffs: 3-1 (Home 1-0, Away 2-1)

Date	Site	W/L	Score	Date	Site	W/L	Score	Date	Site	W/L	Score	Date	Site	W/L	Score
9-18-60	Hou	W	38-28	10-3-65	SD	L	14-31	12-29-79	SD	W	17-14 (Div)	12-25-09	Tenn	L	17-42
11-13-60	LA	L	21-24	12-12-65	Hou	L	26-37	9-16-84	SD	L	14-31	10-31-10	SD	L	25-33
<b>1-1-61</b>	<b>Hou</b>	<b>W</b>	<b>24-16 (AFL Champ)</b>	12-4-66	Hou	L	22-28	11-24-85	Hou	W	37-35	<b>Total Points:</b> Titans 894, Chargers 1,020			
9-24-61	SD	L	24-34	9-24-67	SD	L	3-13	12-7-86	SD	L	0-27	<b>Longest Win Streak:</b> 4 (1961-62, 1987-92)			
12-3-61	Hou	W	33-13	12-16-67	Hou	W	17-24	12-6-87	Hou	W	33-18	<b>Longest Losing Streak:</b> 8 (1963-67, 1993-2010)			
<b>12-24-61</b>	<b>SD</b>	<b>W</b>	<b>10-3 (AFL Champ)</b>	9-21-68	SD	L	14-30	9-17-89	SD	W	34-27	<b>At LP Field:</b> 0-2			
9-23-62	SD	W	42-17	11-27-69	Hou	L	17-21	9-30-90	SD	W	17-7	<b>At Qualcomm Stadium:</b> 3-11-1			
11-25-62	Hou	W	33-27	10-25-70	SD	T	31-31	9-27-92	Hou	W	27-0	<b>Series Sweeps:</b> Titans (1962); Chargers (1963, 64, 65)			
12-1-63	SD	L	0-27	12-19-71	Hou	W	49-33	9-19-93	SD	L	17-18				
12-15-63	Hou	L	14-20	11-26-72	SD	L	20-34	9-13-98	Tenn	L	7-13				
9-12-64	SD	L	21-27	9-15-74	Hou	W	21-14	10-3-04	SD	L	17-38				
10-25-64	Hou	L	17-20	9-28-75	Hou	W	33-17	9-17-06	SD	L	7-40				
				10-17-76	SD	L	27-30	12-9-07	Tenn	L	17-23 OT				
				12-17-78	Hou	L	24-45	<b>1-6-08</b>	<b>SD</b>	<b>L</b>	<b>6-17 (WC)</b>				



## vs. SAN FRANCISCO 49ERS

Regular Season: 5-7 (Home 2-4, Away 3-3) • Playoffs: 0-0

Date	Site	W/L	Score	Date	Site	W/L	Score	<b>Total Points:</b> Titans 243, 49ers 265							
11-15-70	Hou	L	20-30	10-7-90	Hou	L	21-24	<b>Longest Win Streak:</b> 2 (1975-78, 2005-09)							
12-7-75	SF	W	27-13	12-25-93	SF	W	10-7	<b>Longest Losing Streak:</b> 4 (1981-90)							
9-17-78	Hou	W	20-19	10-27-96	Hou	L	9-10	<b>At LP Field:</b> 1-0							
12-13-81	SF	L	6-28	10-3-99	SF	L	22-24	<b>At Candlestick Park:</b> 3-3							
10-21-84	Hou	L	21-34	11-27-05	Tenn	W	33-22								
11-8-87	SF	L	20-27	11-8-09	SF	W	34-27								



## vs. SEATTLE SEAHAWKS

Regular Season: 5-9 (Home 3-3, Away 2-6) • Playoffs: 1-0 (Home 1-0, Away 0-0)

Date	Site	W/L	Score	Date	Site	W/L	Score	Date	Site	W/L	Score	<b>Total Points:</b> Titans 284, Seahawks 298			
11-20-77	Sea	W	22-10	11-13-88	Sea	L	24-27	11-29-98	Sea	L	18-20	<b>Longest Win Streak:</b> 3 (1981-87)			
10-21-79	Sea	L	14-34	12-2-90	Sea	L	10-13 OT	12-18-05	Tenn	L	24-28	<b>Longest Losing Streak:</b> 5 (1994-05)			
10-5-80	Hou	L	7-26	11-7-93	Hou	W	24-14	1-3-10	Sea	W	17-13	<b>At LP Field:</b> 0-1			
10-11-81	Hou	W	35-17	12-11-94	Hou	L	14-16	<b>At Qwest Field:</b> 1-0							
9-19-82	Hou	W	23-21	11-3-96	Sea	L	16-23								
<b>1-3-88</b>	<b>Hou</b>	<b>W</b>	<b>23-20 OT (WC)</b>	10-5-97	Sea	L	13-16								



## vs. TAMPA BAY BUCCANEERS

Regular Season: 8-2 (Home 7-0, Away 1-2) • Playoffs: 0-0

Date	Site	W/L	Score	Date	Site	W/L	Score	<b>Total Points:</b> Titans 231, Buccaneers 164							
9-12-76	Hou	W	20-0	10-14-01	Tenn	W	31-28 OT	<b>Longest Win Streak:</b> 5 (1989-03)							
10-19-80	Hou	W	20-14	12-28-03	Tenn	W	33-13	<b>Longest Losing Streak:</b> 1 (1983, 2007)							
11-27-83	TB	L	24-33	10-14-07	TB	L	10-13	<b>At LP Field:</b> 3-0							
12-10-89	Hou	W	20-17	11-27-11	Tenn	W	23-17	<b>At Raymond James Stadium:</b> 1-1							
10-29-95	Hou	W	19-7												
11-8-98	TB	W	31-22												



## vs. WASHINGTON REDSKINS

Regular Season: 6-5 (Home 3-2, Away 3-3) • Playoffs: 0-0

Date	Site	W/L	Score	Date	Site	W/L	Score	<b>Total Points:</b> Titans 216, Redskins 196							
10-10-71	Wash	L	13-22	10-19-97	Tenn	W	28-14	<b>Longest Win Streak:</b> 2 (last 1997-00)							
10-19-75	Hou	W	13-10	10-30-00	Wash	W	27-21	<b>Longest Losing Streak:</b> 1 (last 2002)							
9-2-79	Wash	W	29-27	10-6-02	Tenn	L	14-31	<b>At LP Field:</b> 0-1							
9-15-85	Wash	L	16-13	10-15-06	Wash	W	25-22	<b>At FedEx Field:</b> 2-0							
10-30-88	Hou	W	41-17	11-21-10	Tenn	L	16-19 OT								
11-3-91	Wash	L	13-16 OT												

## TITANS ALL-TIME FIRST-ROUND DRAFT PICKS

Year	Pick	Player	Pos.	College	Year	Pick	Player	Pos.	College
2012	20	Kendall Wright	WR	Baylor	1982	8	Mike Munchak	G	Penn State
2011	8	Jake Locker	QB	Washington	1981		(none)		
2010	16	Derrick Morgan	DE	Georgia Tech	1980		(none)		
2009	30	Kenny Britt	WR	Rutgers	1979		(none)		
2008	24	Chris Johnson	RB	East Carolina	1978	1	Earl Campbell	RB	Texas
2007	19	Michael Griffin	DB	Texas	1977	11	Morris Towns	T	Missouri
2006	3	Vince Young	QB	Texas	1976		(none)		
2005	6	Pacman Jones	CB	West Virginia	1975	6	Robert Brazile	LB	Jackson State
2004		(none)				15	Don Hardeman	RB	Tex.A&M-Kingsville
2003	28	Andre Woolfolk	CB	Oklahoma	1974		(none)		
2002	15	Albert Haynesworth	DT	Tennessee	1973	1	John Matuszak	DE	Tampa
2001		(none)				14	George Amundson	RB	Iowa State
2000	30	Keith Bulluck	LB	Syracuse	1972	6	Greg Sampson	DE	Stanford
1999	16	Jevon Kearse	DE	Florida	1971	3	Dan Pastorini	QB	Santa Clara
1998	16	Kevin Dyson	WR	Utah	1970	14	Doug Wilkerson	G	NC Central
1997	18	Kenny Holmes	DE	Miami (Fla.)	1969	15	Ron Pritchard	LB	Arizona State
1996	14	Eddie George	RB	Ohio State	1968		(none)		
1995	3	Steve McNair	QB	Alcorn State	1967	5	George Webster	LB	Michigan St.
1994	26	Henry Ford	DE	Arkansas		23	Tom Regner	G	Notre Dame
1993	13	Brad Hopkins	T	Illinois	1966		Tommy Nobis	LB	Texas
1992		(none)			1965		Lawrence Elkins	TE	Baylor
1991		(none)			1964		Scott Appleton	DT	Texas
1990	15	Lamar Lathon	LB	Houston	1963		Danny Brabham	LB	Arkansas
1989	23	David Williams	T	Florida	1962		Ray Jacobs	DT	Howard Payne
1988	22	Lorenzo White	RB	Michigan State	1961		Mike Ditka	TE	Pittsburgh
1987	3	Alonzo Highsmith	RB	Miami (Fla.)	1960		Billy Cannon	HB	LSU
	20	Haywood Jeffires	WR	NC State					
1986	3	Jim Everett	QB	Purdue					
1985	3	Ray Childress	DE	Texas A&M					
	11	Richard Johnson	DB	Wisconsin					
1984	2	Dean Steinkuhler	T	Nebraska					
1983	9	Bruce Matthews	G	USC					

## ALL-TIME DRAFT SELECTIONS

### 2012

Rd.	Pick	Player	Pos.	College
1	20	Kendall Wright	WR	Baylor
2	52	Zach Brown	LB	North Carolina
3	82	Mike Martin	DT	Michigan
4	115	Coty Sensabaugh	CB	Clemson
5a	145	Taylor Thompson	TE	Southern Methodist
5b	155	(traded to Miami)		
6	190	Markelle Martin	S	Oklahoma State
7a	211	Scott Solomon	DE	Rice
7b	227	(traded to Miami)		

#### Draft Notes

- 5a – Pick acquired in trade with Miami for 5b and 7b
- 7a – Pick acquired in trade with Minnesota for a sixth-round choice in 2013

### 2011

Rd.	Pick	Player	Pos.	College
1	8	Jake Locker	QB	Washington
2	39	Akeem Ayers	LB	UCLA
3	77	Jurrell Casey	DT	Southern California
4a	109	Colin McCarthy	LB	Miami (Fla.)
4b	130	Jamie Harper	RB	Clemson
5	142	Karl Klug	DL	Iowa
6	175	Byron Stingily	T	Louisville
7a	212	Zach Clayton	DT	Auburn
7b	251	Tommie Campbell	DB	California (Pa.)

#### Draft Notes

- 4b, 7b – Awarded as compensatory selections

### 2010

Rd.	Pick	Player	Pos.	College
1	16	Derrick Morgan	DE	Georgia Tech
2	47	(traded to New England)		
3a	77	Damian Williams	WR	Southern California
3b	97	Rennie Curran	LB	Georgia
4a	104	Alterraun Verner	CB	UCLA
4b	111	(traded to Seattle)		
5	148	Robert Johnson	S	Utah
6a	176	Rusty Smith	QB	Florida Atlantic
6b	185	(traded to Seattle)		
6c	207	Myron Rolle	S	Florida State
7a	222	Marc Mariani	WR	Montana
7b	241	David Howard	DT	Brown

#### Draft Notes

- 3b, 6c, 7b – Awarded as compensatory selections
- 2 – Traded to New England in 2009 (see 2009 3a)
- 4a, 6a – Picks acquired in trade with Seattle for RB LenDale White, DT Kevin Vickerson, 4b and 6b

### 2009

Rd.	Pick	Player	Pos.	College
1	30	Kenny Britt	WR	Rutgers
2	62	Sen'Derrick Marks	DT	Auburn
3a	89	Jared Cook	TE	South Carolina

## ALL-TIME DRAFT SELECTIONS

3b	94	Ryan Mouton	CB	Hawaii
4a	130	Gerald McRath	LB	Southern Mississippi
4b	135	Troy Kropog	T/G	Tulane
5a	166	(Traded to Dallas)		
5b	173	Javon Ringer	RB	Michigan State
6a	203	Jason McCourty	CB	Rutgers
6b	206	Dominique Edison	WR	Stephen F. Austin
7a	239	Ryan Durand	G	Syracuse
7b	242	Nick Schommer	S	North Dakota State

**Draft Notes**

- 4b, 5b, 6b, 7b – Awarded as compensatory selections
- 3a – Pick acquired in trade with New England for second round pick in 2010
- 5a – Pick traded to Dallas (see 2008 4c)

**2008**

Rd.	Pick	Player	Pos.	College
1	24	Chris Johnson	RB	East Carolina
2	54	Jason Jones	DL	Eastern Michigan
3	85	Craig Stevens	TE	California
4a	103	William Hayes	DE	Winston-Salem State
4b	124	(Traded to Washington)		
4c	126	Lavelle Hawkins	WR	California
4d	134	Stanford Keglar	LB	Purdue
5	157	(Traded to Washington)		
6	189	(Traded to Seattle)		
7	229	Cary Williams	CB	Washburn

**Draft Notes**

- 4d – Awarded as compensatory selection
- 4a – Pick acquired in trade with Washington for fourth round pick (#124 overall) and fifth round pick (#157 overall).
- 4b – Traded to Washington (see 4a)
- 4c – Pick acquired in trade with Dallas for Pacman Jones
- 5 – Pick traded to Washington (see 4a)
- 6 – Pick traded to Seattle for Bryce Fisher

**2007**

Rd.	Pick	Player	Pos.	College
1	19	Michael Griffin	S	Texas
2	50	Chris Henry	RB	Arizona
3	80	Paul Williams	WR	Fresno State
4a	115	Leroy Harris	G/C	N.C. State
4b	128	Chris Davis	WR	Florida State
5	152	Antonio Johnson	DT	Mississippi State
6a	188	Joel Filani	WR	Texas Tech
6b	204	Jacob Ford	DE	Central Arkansas
6c	206	Ryan Smith	CB	Florida
7	223	Mike Otto	T	Purdue

**Draft Notes**

- 4b – Pick acquired in trade with Baltimore for Steve McNair in 2006.
- 6b – Pick acquired in trade with San Diego for Billy Volek in 2006.
- 6c – Pick acquired in trade with Indianapolis for seventh round pick (#238 overall) in 2006. That selection was originally obtained from Indianapolis for Rocky Calmus.

**2006**

Rd.	Pick	Player	Pos.	College
1	3	Vince Young	QB	Texas
2a	39	(Traded to Philadelphia)		
2b	45	LenDale White	RB	Southern California
3	70	(Traded to Buffalo)		
4a	102	Calvin Lowry	S	Penn State
4b	116	Stephen Tulloch	LB	N.C. State
5a	137	Terna Nande	LB	Miami (Ohio)
5b	169	Jesse Mahelona	DT	Tennessee
6	172	Jonathan Orr	WR	Wisconsin
7a	215	Cortland Finnegan	CB	Samford
7b	238	(Traded to Indianapolis)		
7c	245	Spencer Toone	LB	Utah

7d	246	Quinton Ganther	RB	Utah
----	-----	-----------------	----	------

**Draft Notes**

- 5b, 7c and 7d – awarded as compensatory selections
- 2a – Pick traded to Philadelphia (see 2b)
- 2b – Pick acquired from Philadelphia along with 2006 fourth round pick (116 overall) for the Titans second round pick (39 overall)
- 3 – Pick traded to Buffalo for RB Travis Henry in 2005
- 7b – Pick acquired from Indianapolis for LB Rocky Calmus in 2005 and traded back to Indianapolis for sixth round selection in 2007

**2005**

Rd.	Pick	Player	Pos.	College
1	6	Adam Jones	CB	West Virginia
2a	37	(Traded to Detroit)		
2b	41	Michael Roos	T	Eastern Washington
3a	68	Courtney Roby	WR	Indiana
3b	96	Brandon Jones	WR	Oklahoma
4a	108	Vincent Fuller	S	Virginia Tech
4b	113	David Stewart	T	Mississippi State
4c	136	Roydell Williams	WR	Tulane
5a	142	Damien Nash	RB	Missouri
5b	150	Daniel Loper	T	Texas Tech
6	179	Bo Scaife	TE	Texas
7	218	Reynaldo Hill	CB	Florida

**Draft Notes**

- 3b and 4c – awarded as compensatory selections
- 2a – Pick traded to Detroit (see 2b)
- 2b – Pick acquired from Detroit along with 2005 fourth round pick (113 overall) for the Titans second round pick (37 overall)
- 4b – Pick acquired from Detroit (see 2b)
- 5b – Pick acquired from Kansas City for DE Carlos Hall

**2004**

Rd.	Pick	Player	Pos.	College
1	27	(Traded to Houston)		
2a	40	Ben Troupe	TE	Florida
2b	42	Travis LaBoy	DE	Hawaii
2c	57	Antwan Odom	DE	Alabama
3a	71	Randy Starks	DT	Maryland
3b	92	Rich Gardner	CB	Penn State
4a	103	Bo Schobel	DE	TCU
4b	124	Michael Waddell	CB	North Carolina
5a	138	Jacob Bell	G	Miami (Ohio)
5b	159	(Traded to Houston)		
5c	165	Robert Reynolds	LB	Ohio State
6	191	Troy Fleming	RB	Tennessee
7a	230	Jared Clauss	DT	Iowa
7b	239	Eugene Amano	C	S.E. Missouri State
7c	241	Sean McHugh	TE	Penn State

**Draft Notes**

- 5c, 7b, 7c – awarded as compensatory selections
- 1 – Pick traded to Houston (see 2a)
- 2a – Pick acquired from Houston along with 2004 third round pick (71 overall), fourth round pick (103 overall) and fifth round pick (138 overall) for the Titans 2004 first round pick (27 overall) and fifth round pick (159 overall)
- 2b – Pick acquired from New York Jets for WR Justin McCariens
- 3a – Pick acquired in Houston trade (see 2a)
- 4a – Pick acquired in Houston trade (see 2a)
- 5a – Pick acquired in Houston trade (see 2a)
- 5b – Pick traded to Houston (see 2a)

**2003**

Rd.	Pick	Player	Pos.	College
1	28	Andre Woolfolk	CB	Oklahoma
2	60	Tyrone Calico	WR	Middle Tennessee State
3	93	Chris Brown	RB	Colorado
4	126	Rien Long	DT	Washington State
5a	154	Donnie Nickey	S	Ohio State

## ALL-TIME DRAFT SELECTIONS

5b	164	(Traded to New England)		
6	201	(Traded to New England)		
7a	225	Todd Williams	T	Florida State
7b	243	(Traded to New England)		

**Draft Notes**

- 5a – Pick acquired from New England along with 2003 seventh round pick (225 overall) for the Titans 2003 fifth round pick (164 overall), sixth round pick (201 overall) and seventh round pick (243 overall)
- 5b – Pick traded to New England (see 5a)
- 6 – Pick traded to New England (see 5a)
- 7a – Pick acquired in New England trade (see 5a)
- 7b – Pick traded to New England (see 5a)

**2002**

Rd.	Pick	Player	Pos.	College
1a	14	(Traded to N.Y. Giants)		
1b	15	Albert Haynesworth	DT	Tennessee
2	45	Tank Williams	S	Stanford
3	77	Rocky Calmus	LB	Oklahoma
4a	110	Mike Echols	CB	Wisconsin
4b	115	Tony Beckham	CB	Wisconsin-Stout
4c	133	Rocky Boiman	LB	Notre Dame
5	151	Jake Schifino	WR	Akron
6	187	Justin Hartwig	G	Kansas
7a	225	Darrell Hill	WR	Northern Illinois
7b	240	Carlos Hall	DE	Arkansas

**Draft Notes**

- 4c – awarded as compensatory selection
- 1a – Pick traded to N.Y. Giants (see 1b)
- 1b – Pick acquired from the New York Giants along with 2002 fourth round pick (115 overall) for the Titans 2002 first round pick (14 overall)
- 4b – Pick acquired in Giants trade (see 1b)
- 7b – Pick acquired from Green Bay for DT Rod Walker

**2001**

Rd.	Pick	Player	Pos.	College
1	29	(Traded to St. Louis)		
2	60	Andre Dyson	CB	Utah
3	90	Shad Meier	TE	Kansas State
4	124	Justin McCareins	WR	Northern Illinois
5	159	Eddie Berlin	WR	Northern Iowa
6a	192	Dan Alexander	RB	Nebraska
6b	199	Adam Haayer	T	Minnesota
7a	229	(Traded to Oakland)		
7b	232	Keith Adams	LB	Clemson

**Draft Notes**

- 6b, 7b – awarded as compensatory selections
- 1 – Pick traded to St. Louis for DE Kevin Carter
- 7a – Pick traded to Oakland for C Gennaro DiNapoli

**2000**

Rd.	Pick	Player	Pos.	College
1	30	Keith Bulluck	LB	Syracuse
3a	68	Erron Kinney	TE	Florida
3b	93	Byron Frisch	DE	Brigham Young
4a	124	Bobby Myers	S	Wisconsin
4b	128	Peter Sirmon	LB	Oregon
5a	135	Aric Morris	S	Michigan State
5b	160	Frank Chamberlin	LB	Boston College
6	197	Robaire Smith	DE	Michigan State
7a	213	Mike Green	RB	Houston
7b	237	Wes Shivers	T	Mississippi State

**Draft Notes**

- 4b – awarded as compensatory selection
- 7a – Pick acquired from Chicago for LB Lemanski Hall

**1999**

Rd.	Pick	Player	Pos.	College
1	16	Jevon Kearse	DE	Florida
2a	46	(Traded to New England)		
2b	52	John Thornton	DT	West Virginia
3	81	Zach Piller	G	Florida
4a	114	Brad Ware	S	Auburn
4b	117	Donald Mitchell	CB	Southern Methodist
5	151	Kevin Daft	QB	California-Davis
6	186	Darran Hall	WR	Colorado State
7	222	Phil Glover	LB	Utah

**Draft Notes**

- 2a – Pick traded to New England (see 2b)
- 2b – Pick acquired from New England along with 1999 fourth round pick (117 overall) for Titans 1999 second round pick (46 overall)
- 4b – Pick acquired in New England trade (see 2b)

**1998**

Rd.	Pick	Player	Pos.	College
1	16	Kevin Dyson	WR	Utah
2	46	Samari Rolle	CB	Florida State
3	77	Dainon Sidney	CB	Alabama-Birmingham
4	107	Joe Salave'a	DT	Arizona
5	139	Benji Olson	G	Washington
6	168	Lee Wiggins	DB	South Carolina
7a	205	Jimmy Sprotte	LB	Arizona
7b	229	Kevin Long	C	Florida State

**Draft Notes**

- 7b – awarded as a compensatory selection

**1997**

Rd.	Pick	Player	Pos.	College
1a	13	(Traded to Kansas City)		
1b	18	Kenny Holmes	DE	Miami (Fla.)
2	46	Joey Kent	WR	Tennessee
3a	75	Denard Walker	CB	LSU
3b	81	Scott Sanderson	T	Washington State
4a	98	Derrick Mason	WR	Michigan State
4b	107	Pratt Lyons	DE	Troy State
4c	110	(Traded to Kansas City)		
4d	116	(Traded to New Orleans)		
5a	132	(Traded to Washington)		
5b	143	George McCullough	DB	Baylor
6a	165	(Traded to New Orleans)		
6b	179	(Traded to St. Louis)		
6c	181	Dennis Stallings	LB	Illinois
7	216	Armon Williams	DB	Arizona

**Draft Notes**

- 1a – Pick traded to Kansas City (see 1b)
- 1b – Pick acquired from Kansas City along with 1997 third round pick (81 overall), fourth round pick (116 overall) and sixth round pick (181 overall) for Oilers 1997 first round pick (13 overall) and fourth round pick (110 overall)
- 3b – Pick acquired from Kansas City (see 1b)
- 4a – Pick acquired from Atlanta along with 1997 sixth round pick (165 overall) for QB Chris Chandler
- 4b – Pick acquired from New Orleans for Oilers 1997 fourth round pick (116 overall) and sixth round pick (165 overall)
- 4c – Pick traded to Kansas City (see 1b)
- 4d – Pick acquired from Kansas City (see 1b) and traded to New Orleans (see 4b)
- 5a – Pick traded to Washington
- 6a – Pick acquired from Atlanta (see 4a) and traded to New Orleans (see 4b)
- 6b – Pick traded to St. Louis for DE Robert Young
- 6c – Pick acquired from Kansas City (see 1b)

## ALL-TIME DRAFT SELECTIONS

**1996**

Rd.	Pick	Player	Pos.	College
1a	9	(Traded to Oakland)		
1b	14	Eddie George	RB	Ohio State
1c	17	(Traded to Seattle)		
2a	38	Bryant Mix	DE	Alcorn State
2b	48	Jason Layman	G	Tennessee
3	74	Terry Killens	LB	Penn State
4a	107	Kendrick Burton	DE	Alabama
4b	109	Jon Runyan	T	Michigan
5	143	Rayna Stewart	DB	Northern Arizona
6	177	Anthony Dorsett	LB	Pittsburgh
7	218	Mike Archie	RB	Penn State

**Draft Notes**

- 1a – Pick traded to Oakland for Raiders 1996 first round pick (17 overall), second round pick (48 overall) and fourth round pick (109 overall)
- 1b – Pick acquired from Seattle for Oilers 1996 first round pick (17 overall) and Oilers DT Glenn Montgomery
- 1c – Pick acquired from Oakland (see 1a) and traded to Seattle (see 1b)
- 2b – Pick acquired in Oakland trade (see 1a)
- 4b – Pick acquired in Oakland trade (see 1a)

**1995**

Rd.	Pick	Player	Pos.	College
1	3	Steve McNair	QB	Alcorn State
2	35	Anthony Cook	DT	South Carolina State
3a	67	Chris Sanders	WR	Ohio State
3b	89	Rodney Thomas	RB	Texas A&M
3c	95	Torey Hunter	DB	Washington State
4	101	Michael Roan	TE	Wisconsin
5a	137	(Awarded to Washington)		
5b	159	Gary Walker	DE	Auburn
6	174	Hicham El-Mashtoub	C	Arizona
7	211	C.J. Richardson	DB	Miami (Fla.)

**Draft Notes**

- 3c – awarded as a compensatory selection
- 3b – Pick acquired from Minnesota along with 1994 fourth round pick (119 overall) for QB Warren Moon
- 5a – Pick to Washington in Wilbur Marshall ruling
- 5b – Pick awarded as compensation from New England for restricted free agent DE Tim Roberts

**1994**

Rd.	Pick	Player	Pos.	College
1	26	Henry Ford	DE	Arkansas
2	60	Jeremy Nunley	DE	Alabama
3a	97	(Awarded to Washington)		
3b	101	Malcolm Floyd (Seabron)	WR	Fresno State
4a	119	Mike Davis	DB	Cincinnati
4b	129	Sean Jackson	RB	Florida State
5a	157	Roderick Lewis	TE	Arizona
5b	161	Jim Reid	T	Virginia
6a	187	Lee Gissendaner	WR	Northwestern
6b	194	Barron Wortham	LB	Texas El-Paso
7	220	Lemanski Hall	LB	Alabama

**Draft Notes**

- 3b – awarded as a compensatory selection
- 3a – Pick to Washington in Wilbur Marshall ruling
- 4a – Pick acquired from Minnesota along with 1995 third round pick (89 overall) for QB Warren Moon

**1993**

Rd.	Pick	Player	Pos.	College
1a	13	Brad Hopkins	T	Illinois
1b	19	(Traded to Philadelphia)		
2	47	Mike Barrow	LB	Miami (Fla.)
3	75	(Traded to Philadelphia)		
4	102	Travis Hannah	WR	Southern California

5	131	John Henry Mills	TE	Wake Forest
6	158	Chuck Bradley	T	Kentucky
7	187	Patrick Robinson	WR	Tennessee State
8	214	Blaine Bishop	DB	Ball State

**Draft Notes**

- 1a – Pick acquired from Philadelphia for Oilers 1993 first round pick (19 overall) and third round pick (75 overall)
- 1b – Pick traded to Philadelphia (see 1a)
- 3 – Pick traded to Philadelphia (see 1a)

**1992**

Rd.	Pick	Player	Pos.	College
1	23	(Traded to San Diego)		
2	50	Eddie Robinson	LB	Alabama State
3	77	Corey Harris	WR	Vanderbilt
4	108	Mike Mooney	T	Georgia Tech
5a	133	Joe Bowden	LB	Oklahoma
5b	135	Tony Brown	DB	Fresno State
5c	136	Tim Roberts	DT	Southern Mississippi
6	162	Mario Bailey	WR	Washington
7	189	Elbert Turner	WR	Illinois
8	220	Bucky Richardson	QB	Texas A&M
9	247	Bernard Dafney	T	Tennessee
10	274	Dion Johnson	WR	East Carolina
11	301	Anthony Davis	LB	Utah
12	332	Joe Wood	K	Air Force

**Draft Notes**

- 1 – Pick traded to San Diego along with WR Shawn Jefferson for Chargers DE Lee Williams in August of 1991
- 5a – Pick acquired from New Orleans for Oilers RB Allen Pinkett
- 5c – Pick acquired from Dallas along with 1991 second round pick (Minnesota's pick, 38 overall) for RB Alonzo Highsmith

**1991**

Rd.	Pick	Player	Pos.	College
1	17	(Traded to New England)		
2a	28	Mike Dumas	DB	Indiana
2b	38	Darryll Lewis	DB	Arizona
2c	44	John Flannery	C	Syracuse
3a	71	Steve Jackson	DB	Purdue
3b	79	Kevin Donnalley	T	North Carolina
4a	101	David Rocker	DT	Auburn
4b	102	Marcus Robertson	DB	Iowa State
5	129	Gary Wellman	WR	Southern California
6	157	(Pick traded to Philadelphia)		
7	183	Kyle Freeman	LB	Angelo State
8	214	Gary Brown	RB	Penn State
9	240	Shawn Jefferson	WR	Central Florida
10	267	Curtis Moore	LB	Kansas
11	294	James Smith	DB	Richmond
12	325	Alex Johnson	WR	Miami (Fla.)

**Draft Notes**

- 1 – Pick traded to New England for 1991 second round pick (28 overall) and fourth round pick (101 overall)
- 2a – Pick acquired in New England trade (see 1)
- 2b – Pick acquired from Dallas (originally Minnesota's selection) along with 1992 fourth round pick (136 overall) for RB Alonzo Highsmith
- 3b – Pick acquired from Miami for LB John Grimsley
- 4a – Pick acquired in New England trade (see 1)
- 6 – Pick traded to Philadelphia for QB Don McPherson in 1990

**1990**

Rd.	Pick	Player	Pos.	College
1	15	Lamar Lathon	LB	Houston
2	41	Jeff Alm	DT	Notre Dame
3	72	Willis Peguese	DE	Miami (Fla.)
4	99	Eric Still	G	Tennessee
5	126	Richard Newbill	LB	Miami (Fla.)
6	153	Tony Jones	WR	Texas

## ALL-TIME DRAFT SELECTIONS

7	184	Andy Murray	RB	Kentucky
8	211	Brett Tucker	DB	Northern Illinois
9	237	Pat Coleman	WR	Mississippi
10	264	Dee Thomas	DB	Nicholls State
11	295	Joey Banes	T	Houston
12	321	Reggie Slack	QB	Auburn

**Draft Notes**  
none

### 1989

Rd.	Pick	Player	Pos.	College
1	23	David Williams	T	Florida
2	50	Scott Kozak	LB	Oregon
3	77	Bubba McDowell	S	Miami (Fla.)
4	104	Rod Harris	WR	Texas A&M
5	131	Glenn Montgomery	DT	Houston
6	157	Bo Orlando	S	West Virginia
7	190	Tracy Rogers	LB	Fresno State
8	217	Alvoid Mays	CB	West Virginia
9	244	Bob Mrosko	TE	Penn State
10	271	Tracy Johnson	RB	Clemson
11	298	Brian Smider	T	West Virginia
12	325	Chuck Hartlieb	QB	Iowa

**Draft Notes**  
none

### 1988

Rd.	Pick	Player	Pos.	College
1a	9	(Traded to Raiders)		
1b	22	Lorenzo White	RB	Michigan State
2	48	Quintin Jones	DB	Pittsburgh
3a	72	Greg Montgomery	P	Michigan State
3b	74	(Traded to Raiders)		
4	102	(Traded to Raiders)		
5a	125	Cris Dishman	DB	Purdue
5b	130	Chris Verhulst	TE	Cal State-Chico
6	157	Kurt Crain	LB	Auburn
7	187	Tracey Eaton	DB	Portland State
8	214	David Viaene	C	Minnesota-Duluth
9	241	David Spradlin	LB	Texas Christian
10	271	Marco Johnson	WR	Hawaii
11	298	Jethro Franklin	DE	Fresno State
12	325	John Brantley	LB	Georgia

**Draft Notes**

- 1a – Pick traded (originally L.A. Rams pick from 1987 trade) to L.A. Raiders along with 1988 third round pick (74 overall) and fourth round pick (102 Overall) for DE Sean Jones, 1988 second round pick (48 overall, Oilers original pick) and third round pick (60 overall)
- 2 – Pick reacquired from L.A. Raiders in trade (see 1a)
- 3a – Pick acquired from S.D. along with fifth round pick (125 overall) for the Oilers third round pick (60 overall)
- 3b – Pick traded to L.A. Raiders (see 1a)
- 4 – Pick traded to Raiders (see 1a)
- 5a – Pick acquired in San Diego trade (see 3a)

### 1987

Rd.	Pick	Player	Pos.	College
1a	3	Alonzo Highsmith	RB	Miami (Fla.)
1b	8	(Traded to Buffalo)		
1c	20	Haywood Jeffires	WR	N.C. State
2a	36	(Traded to Buffalo)		
2b	46	Walter Johnson	LB	Louisiana Tech
3	64	Cody Carlson	QB	Baylor
4a	91	(Traded to L.A. Rams)		
4b	105	Mark Dusbabek	LB	Minnesota
5a	120	(Traded to Washington)		
5b	133	Spencer Tillman	RB	Oklahoma
6a	147	Al Smith	LB	Utah State
6b	159	Toby Caston	LB	Louisiana State

7	176	Robert Banks	DT	Notre Dame
8	202	Michel James	WR	Washington State
9	231	Wes Neighbors	C	Alabama
10	258	Curtis Duncan	WR	Northwestern
11	287	John Davis	G	Georgia Tech
12	314	Ira Valentine	RB	Texas A&M

**Draft Notes**

- 1a – Pick acquired from Buffalo for Oilers 1987 first round pick (8 overall) and second round pick (36 overall)
- 1b – Pick traded to Buffalo (see 1a)
- 1c – Pick acquired from L.A. Rams along with G Kent Hill, DE William Fuller, 1987 fifth round pick (133 overall) and 1988 first round pick (9 overall) for QB Jim Everett
- 2a – Pick acquired from Detroit for T Harvey Salem and traded to Buffalo (see 1a)
- 2b – Pick acquired from Kansas City along with 1987 fourth round pick (105 overall) for the Oilers second round pick (35 overall)
- 4a – Pick traded to L.A. Rams along with 1986 seventh round pick (172 overall) for WR Drew Hill in 1986.
- 4b – Pick acquired in Kansas City trade (see 2b)
- 5a – Pick traded to Washington (eventually to Chicago) for PK Tony Zendejas
- 5b – Pick acquired in L.A. Rams trade (see 1c)
- 6b – Pick acquired from Kansas City for RB Larry Moriarity

### 1986

Rd.	Pick	Player	Pos.	College
1	3	Jim Everett	QB	Purdue
2	34	Ernest Givins	WR	Louisville
3	61	Allen Pinkett	RB	Notre Dame
4	87	(Traded to Kansas City)		
5	114	Jeff Parks	TE	Auburn
6	145	Ray Wallace	RB	Purdue
7	172	(Traded to L.A. Rams)		
8	199	Larry Griffin	DB	North Carolina
9	225	Bob Sebring	LB	Illinois
10	256	Don Sommer	G	Texas El-Paso
11	283	Mark Cochran	T	Baylor
12	310	Chuck Banks	RB	West Virginia Tech

**Draft Notes**

- 4 – Pick traded to Kansas City (see 1985, 5b)
- 7 – Pick traded to L.A. Rams along with 1987 fourth round pick (91 overall) for WR Drew Hill

### 1985

Rd.	Pick	Player	Pos.	College
1a	2	(Traded to Minnesota)		
1b	3	Ray Childress	DE	Texas A&M
1c	11	Richard Johnson	DB	Wisconsin
2a	31	(Traded to Denver)		
2b	36	Richard Byrd	DE	Southern Mississippi
3a	58	(Traded to N.Y. Giants)		
3b	80	(Traded to L.A. Raiders)		
3c	82	Mike Kelley	C	Notre Dame
4	87	Tom Briehl	LB	Stanford
5a	114	(Traded to Dallas)		
5b	133	Frank Bush	LB	N.C. State
5c	138	Lee Johnson	K	Brigham Young
6a	143	(Traded to L.A. Raiders)		
6b	153	Joe Krakoski	LB	Washington
7	170	Mike Akiu	WR	Hawaii
8	199	Chuck Thomas	C	Oklahoma
9	226	Steve Tasker	KR	Northwestern
10	255	Mike Golic	DL	Notre Dame
11	281	Willie Drewrey	WR	West Virginia
12	311	Mark Vonderhaar	DT	Minnesota

**Draft Notes**

- 1a – Pick traded to Minnesota
- 1b – Pick acquired from Minnesota

## ALL-TIME DRAFT SELECTIONS

- 1c – Pick acquired from New Orleans for RB Earl Campbell
- 2a – Pick traded to Denver for second round pick (from Tampa Bay, 36 overall) and fifth round pick (138 overall)
- 2b – Pick acquired from Denver (see 2a)
- 3a – Pick traded to New York Giants for RB Butch Woolfolk
- 3b – Pick traded to L.A. Raiders along with sixth round pick (143 overall) for C Jim Romano
- 3c – Pick acquired from Denver for WR Butch Johnson
- 5a – Pick traded to Dallas (see 1984, 2b)
- 5b – Pick acquired from Kansas City along with sixth round pick (153 overall) for DE Bob Hamm and 1986 fourth round pick (87 overall)
- 5c – Pick acquired from Denver (see 2a)
- 6a – Pick traded to L.A. Raiders (see 3b)
- 6b – Pick acquired from Kansas City (see 5b)

### 1984

Rd.	Pick	Player	Pos.	College
1	2	Dean Steinkuhler	T	Nebraska
2a	29	Doug Smith	DE	Auburn
2b	40	(Traded to Dallas)		
2c	54	Bo Eason	DB	California-Davis
3	58	Johnny Meads	LB	Nicholls State
4a	85	Mark Studaway	DE	Tennessee
4b	100	Patrick Allen	DB	Utah State
4c	102	(Traded to Washington)		
5	114	Robert Lyles	LB	Texas Christian
6a	141	John Grimsley	LB	Kentucky
6b	161	Eric Mullins	WR	Stanford
7	170	Willie Joyner	RB	Maryland
8	197	Kevin Baygh	WR	Penn State
9a	226	Jeff Donaldson	DB	Colorado
9b	227	Mike Johnson	DE	Illinois
9c	252	Mike Russell	LB	Toledo
10	253	(Traded to L.A. Rams)		
11	282	(Traded to L.A. Raiders)		
12	309	(Traded to L.A. Rams)		

#### Draft Notes

- 2b – Pick acquired from Minnesota (see 4b) and traded to Dallas along with 1985 fifth round pick (114 overall) and WR Mike Renfro for second round pick (54 overall) and WR Butch Johnson
- 2c – Pick acquired from Dallas (see 2b)
- 4b – Pick acquired from Minnesota along with second round pick (40 overall) for QB Archie Manning and TE Dave Casper
- 4c – Pick acquired from L.A. Rams and traded to Washington for 1985 third round pick (80 overall)
- 6b – Pick acquired from L.A. Rams (see 1983, 1a) and traded to Washington
- 9b – Pick acquired from N.Y. Giants (see 1983, 11)
- 9c – Pick acquired from L.A. Raiders for past considerations involving RB Tim Wilson for 11th round pick (282 overall)
- 10 – Pick traded to L.A. Rams for T Doug France
- 11 – Pick traded to L.A. Raiders (9c)
- 12 – Pick traded to L.A. Rams for past considerations

### 1983

Rd.	Pick	Player	Pos.	College
1a	2	(Pick traded to L.A. Rams)		
1b	9	Bruce Matthews	G	Southern California
2a	30	Harvey Salem	T	California
2b	42	Keith Bostic	DB	Michigan
3a	58	Tim Joiner	LB	Louisiana State
3b	69	Chris Dressel	TE	Stanford
3c	76	(Traded to Miami)		
3d	83	Steve Brown	DB	Oregon
4a	86	Greg Hill	DB	Oklahoma State
4b	88	Mike McCloskey	TE	Penn State
5a	114	Larry Moriarty	RB	Notre Dame
5b	139	Jerome Foster	DT	Ohio State
6	142	Steve Haworth	DB	Oklahoma
7	170	Herkie Walls	WR	Texas
8	198	Robert Thompson	LB	Michigan

9	226	Kevin Potter	DB	Missouri
10	253	(Traded to Green Bay)		
11	281	(Traded to N.Y. Giants)		
12	309	(Traded to N.Y. Giants)		

#### Draft Notes

- 1a – Pick traded to L.A. Rams for first round pick (3 overall), fourth round pick (88 overall) and 1984 fourth round pick (102 overall)
- 1b – Pick acquired from Seattle along with second round pick (42 overall) and third round pick (69 overall) for Oilers first round pick (3 overall from L.A. Rams)
- 2b – Pick acquired from Seattle (see 1b)
- 3b – Pick acquired from Seattle (see 1b)
- 3c – Pick acquired from Green Bay and traded to Miami (see 3d)
- 3d – Pick acquired from Miami along with fifth round pick (139 overall) for third round pick (76 overall)
- 4b – Pick acquired from L.A. Rams (see 1a)
- 5b – Pick acquired from Miami (see 3d)
- 10 – Pick traded to Green Bay for T Mark Koncar
- 11 – Pick traded to N.Y. Giants along with 12th round pick (309 overall) for 1984 ninth round pick (228 overall)
- 12 – Pick traded to N.Y. Giants (see 11)

### 1982

Rd.	Pick	Player	Pos.	College
1	8	Mike Munchak	G	Penn State
2a	35	(Pick traded to Oakland)		
2b	44	Oliver Luck	QB	West Virginia
3a	67	(Pick traded to L.A. Rams)		
3b	72	Stan Edwards	RB	Michigan
3c	77	Robert Abraham	LB	N.C. State
4	94	Steve Bryant	WR	Purdue
5	121	Malcolm Taylor	DE	Tennessee State
6	148	Gary Allen	RB	Hawaii
7	175	(Traded to Detroit)		
8	207	(Traded to L.A. Rams)		
9	234	Matt Bradley	DB	Penn State
10	261	Ron Reeves	QB	Texas Tech
11	287	Jim Campbell	TE	Kentucky
12	314	Donnie Craft	RB	Louisville

#### Draft Notes

- 2a – Pick traded to Oakland (see 1981, 1)
- 2b – Pick acquired from L.A. Rams along with 1982 third round pick (77 overall) for TE Mike Barber and 1982 third round pick (67 overall)
- 3a – Pick traded to L.A. Rams (see 2b)
- 3b – Pick acquired from N.Y. Giants for RB Rob Carpenter
- 7 – Pick traded to Detroit for CB Luther Bradley
- 8 – Pick traded to L.A. Rams TE Lewis Gilbert

### 1981

Rd.	Pick	Player	Pos.	College
1	21	(Traded to Oakland)		
2	48	(Traded to Oakland)		
3	79	Mike Holston	WR	Morgan State
4	106	Nick Eyre	T	Brigham Young
5	133	Delbert Fowler	LB	West Virginia
6	159	Bill Kay	DB	Purdue
7a	186	(Traded to Seattle)		
7b	193	Don Washington	DB	Texas A&M-Kingsville
8	217	Willie Tullis	WR	Troy State
9	243	Avon Riley	LB	UCLA
10	270	Larry Jones	RB	Colorado State
11	297	Claude Mathews	G	Auburn
12	324	Bill Capece	K	Florida State

#### Draft Notes

- 1 – Pick traded to Oakland along with 1981 second round pick (48 overall) and 1982 second round pick (35 overall) for TE Dave Casper
- 2 – Pick traded to Oakland (see 1)
- 7a – Pick traded to Seattle along with 1980 10th round pick (274 overall) for LB Sammy Green

## ALL-TIME DRAFT SELECTIONS

• 7b – Pick acquired from Oakland (see 1980, 7a)

### 1980

Rd.	Pick	Player	Pos.	College
1	25	(Traded to New England)		
2a	38	Angelo Fields	T	Michigan State
2b	52	Daryle Skaugstad	DT	California
3	79	Tim Smith	WR	Nebraska
4	106	Chris Combs	TE	New Mexico
5	134	John Corker	LB	Oklahoma State
6	160	(Traded to New England)		
7a	182	Craig Bradshaw	QB	Utah State
7b	190	(Traded to N.Y. Jets)		
8	217	Harold Bailey	QB/TE	Oklahoma State
9	244	Ed Harris	RB	Bishop
10	274	(Traded to Seattle)		
11	301	Eddie Preston	WR	Western Kentucky
12	328	Wiley Pitts	WR	Temple

#### Draft Notes

- 1 – Pick traded to New England along with sixth round pick (160 overall) for T Leon Gray
- 2a – Pick acquired from Kansas City for QB Steve Fuller
- 6 – Pick traded to New England (see 1)
- 7a – Pick acquired from Oakland along with 1981 seventh round pick (193 overall) for DB Jack Tatum
- 7b – Pick traded to N.Y. Jets for WR Rich Caster
- 10 – Pick traded to Seattle along with 1981 seventh round pick (186 overall) for LB Sammy Green

### 1979

Rd.	Pick	Player	Pos.	College
1	23	(Traded to Kansas City)		
2a	31	Mike Stensrud	DE	Iowa State
2b	50	Jesse Baker	DE	Jacksonville State
3a	69	(Traded to Baltimore)		
3b	72	Kenny King	RB	Oklahoma
3c	78	(Traded to Tampa Bay)		
4	104	(Traded to San Diego)		
5	133	(Traded to Tampa Bay)		
6a	143	Daryl Hunt	LB	Oklahoma
6b	159	Mike Murphy	LB	S.W. Missouri
7	171	Tim Ries	DB	S.W. Missouri
8	214	Carter Hartwig	DB	Southern California
9	243	Rich Ellender	WR	McNeese State
10		(Pick used in 1978 supplemental draft)		
11	298	Mike Taylor	T	Georgia Tech
12	324	Wayne Wilson	RB	Shepherd

#### Draft Notes

- 1 – Pick traded to Kansas City for 1979 second round pick (31 overall) and 1980 second round pick (38 overall)
- 2a – Pick acquired in Kansas City trade (see 1)
- 3a – Pick traded to Baltimore for 1979 third round pick (72 overall) and seventh round pick (171 overall)
- 3b – Pick acquired in Baltimore trade (see 3a)
- 3c – Pick traded to Tampa Bay (see 1978, 1a)
- 4 – Pick traded to San Diego for QB Neal Jeffrey
- 5 – Pick traded to Tampa Bay (see 1978, 1a)
- 6a – Pick acquired from Buffalo for T Elbert Drungo
- 7 – Pick acquired in Baltimore trade (see 3a)
- 10 – Pick used on WR Johnnie Dirden (Sam Houston State) in 1978 supplemental draft

### 1978

Rd.	Pick	Player	Pos.	College
1a	1	Earl Campbell	RB	Texas
1b	17	(Traded to Tampa Bay)		
2	44	(Traded to Tampa Bay)		
3	73	Gifford Nielsen	QB	Brigham Young
4	98	Mike Renfro	WR	Texas Christian
5	127	(Traded to Kansas City)		

6	154	Conrad Rucker	TE	Southern
7	183	(Traded to Buffalo)		
8	210	J.C. Wilson	DB	Pittsburgh
9	239	Jim Mol	DE	Morningside
10	266	Steve Young	TE	Wake Forest
11	295	Willie Thicklen	WR	Alabama State
12	322	John Schuhmacher	G	Southern California

#### Draft Notes

- 1a – Pick acquired from Tampa Bay for 1978 first round pick (17 overall) and second round pick (44 overall), 1979 third round pick (78 overall) and fifth round pick (133 overall) and TE Jimmie Giles
- 1b – Pick traded to Tampa Bay (see 1a)
- 5 – Pick traded to Kansas City for WR Otis Taylor
- 7 – Pick traded to Buffalo for DE Jimmy Dean

### 1977

Rd.	Pick	Player	Pos.	College
1	11	Morris Towns	T	Missouri
2	38	George Reihner	G	Penn State
3a	65	(Traded to San Francisco)		
3b	66	Tim Wilson	RB	Maryland
3c	70	Jimmie Giles	TE	Alcorn State
3d	84	Rob Carpenter	RB	Miami (Ohio)
4a	95	(Traded to Kansas City)		
4b	98	Warren Anderson	WR	West Virginia State
5		(Choice forfeited)		
6a	148	Gary Woolford	DB	Florida State
6b	165	David Carter	C	Western Kentucky
7	178	(Traded to New York Giants)		
8a	198	Steve Davis	WR	Georgia
8b	205	Eddie Foster	WR	Houston
9	232	Bill Currier	DB	South Carolina
10	262	Harvey Hull	LB	Mississippi State
11	289	Al Romano	LB	Pittsburgh
12	316	Ove Johansson	K	Abilene Christian

#### Draft Notes

- 3a – Pick traded to San Francisco along with 1976 first round pick (21 overall) for RB Vic Washington
- 3b – Pick acquired from Green Bay along QB John Hadl and DB Ken Ellis for QB Lynn Dickey
- 3c – Pick acquired from Miami along with fourth round pick (98 overall) for CB Ken Ellis
- 3d – Pick acquired from Oakland for WR Emmett Edwards
- 4a – Pick traded to Kansas City along with 1976 fifth round pick (144 overall) for WR Elmo Wright
- 4b – Pick acquired in Miami trade (see 3c)
- 6b – Pick acquired from New England
- 7 – Pick traded to N.Y. Giants for RB Joe Dawkins
- 8a – Pick acquired from Seattle for WR Steve Largent

### 1976

Rd.	Pick	Player	Pos.	College
1	21	(Traded to San Francisco)		
2	48	Mike Barber	TE	Louisiana Tech
3	79	(Traded to Kansas City)		
4a	113	(Traded to Oakland)		
4b	117	Steve Largent	WR	Tulsa
5	144	(Traded to Kansas City)		
6	173	Todd Simonsen	T	South Dakota State
7a	197	Larry Harris	DT	Oklahoma State
7b	202	(Traded to New England)		
8	229	Bobby Simon	T	Grambling State
9	256	Art Stringer	LB	Ball State
10	284	Steve Kincannon	QB	Humboldt State
11	311	Skip Walker	RB	Texas A&M
12a	324	Larry Bell	T	East Texas State
12b	337	(Traded to San Diego)		
13	368	Dan O'Rourke	WR	Colorado State
14	395	John Reimer	T	Wisconsin
15	422	Bobby Byars	DT	Cheyney



## ALL-TIME DRAFT SELECTIONS

16	452	Claude Johnson	LB	Florida A&M
17	479	Allen Misher	WR	LSU

### Draft Notes

- 1 – Pick traded to San Francisco along with 1977 third round pick (65 overall) for RB Vic Washington
- 3 – Pick traded to Kansas City
- 4a – Pick traded to Oakland along with 1975 fifth round pick (115 overall) for S Tommy Maxwell
- 4b – Pick acquired from L.A. Rams
- 5 – Pick traded to Kansas City along with 1977 fourth round pick (95 overall) for WR Elmo Wright
- 7a – Pick acquired from Denver for DB Jeff Severson
- 7b – Pick traded to New England for TE Bob Adams
- 12a – Pick acquired from Cleveland for WR Willie Miller
- 12b – Pick traded to San Diego for WR Jerry LeVias

### 1975

Rd.	Pick	Player	Pos.	College
1a	6	Robert Brazile	LB	Jackson State
1b	15	Don Hardeman	RB	Texas A&M-Kingsville
2	40	Emmett Edwards	WR	Kansas
3	65	(Traded to Atlanta)		
4	90	(Traded to Dallas)		
5	115	(Traded to Oakland)		
6	146	Jesse O'Neal	DE	Grambling State
7a	162	Mike Biehle	T	Miami (Ohio)
7b	171	Mark Cotney	DB	Cameron
8	196	Jerry Lawrence	DT	South Dakota State
9	221	Bob Bruer	TE	Minn St.-Mankato
10	246	Alan Pringle	K	Rice
11	271	John Sawyer	TE	Southern Mississippi
12	302	Willie Miller	WR	Colorado State
13	327	Ricky Scales	WR	Virginia Tech
14	352	Jody Medford	G	Rice
15	377	Jack Holmes	RB	Texas Southern
16	402	Ken Lambert	DB	Virginia Tech
17	427	Ricky Seeker	C	Texas A&M

### Draft Notes

- 1a – Pick acquired from Kansas City along with DT Curley Culp for DE John Matuszak
- 3 – Pick traded to Atlanta for LB Buane Benson
- 4 – Pick traded to Dallas for WR Mike Montgomery
- 5 – Pick traded to Oakland along with 1976 fourth round pick (113 overall) for S Tommy Maxwell
- 7a – Pick acquired from Kansas City for RB Bill Thomas

### 1974

Rd.	Pick	Player	Pos.	College
1	1	(Traded to Dallas)		
2	27	(Traded to Buffalo)		
3	53	(Traded to Dallas)		
4	79	Steve Manstedt	LB	Nebraska
5	105	(Traded to Washington)		
6a	131	(Traded to New Orleans)		
6b	154	Booker Brown	G	Southern California
7	157	Leonard Fairley	DB	Alcorn State
8	183	Mike McCoy	DB	Western Kentucky
9	209	(Traded to New England)		
10	235	(Traded to New Orleans)		
11	261	Steve Taylor	C	Auburn
12	287	Ricky Browne	LB	Florida
13	313	Dan Dixon	G	Boise State
14	339	(Traded to Buffalo)		
15	365	Billy Johnson	WR	Widener
16	391	Matthew Williams	RB	N.E. Louisiana
17	417	Bill Hedge	T	N.W. Missouri State

### Draft Notes

- 1 – Pick traded to Dallas along with 1974 third round pick (53 overall) for DE Tody Smith and WR Billy Parks

- 2 – Pick traded to Buffalo for LB Al Cowlings
- 3 – Pick traded to Dallas (see 1)
- 5 – Pick traded to Washington for S Alvin Haymond
- 6a – Pick traded to New Orleans along with 10th round pick (235 overall) for RB James Ford
- 6b – Pick acquired from L.A. Rams for DE Bob Crum
- 9 – Pick traded to New England for LB Steve Kiner
- 10 – Pick traded to New Orleans (see 6a)
- 14 – Pick traded to Buffalo for T Levert Carr

### 1973

Rd.	Pick	Player	Pos.	College
1a	1	John Matuszak	DE	Tampa
1b	14	George Amundson	RB	Iowa State
2	27	(Traded to Kansas City)		
3a	53	(Traded to New Orleans)		
3b	61	(Traded to Baltimore)		
4	79	Gregg Bingham	LB	Purdue
5	105	Edesel Garrison	WR	Southern California
6	131	Ron Mayo	TE	Morgan State
7	157	Shelby Jordan	T	Washington (Mo.)
8	183	Joe Blahak	DB	Nebraska
9	209	Mark Williams	K	Rice
10	235	Darrell Vaughn	DT	Northern Colorado
11	261	Larry Eaglin	DB	Stephen F. Austin
12	287	Brad Lyman	WR	UCLA
13	313	Willie Martin	G	N.E. Oklahoma
14	339	Ron Lou	C	Arizona State
15	365	Roger Goree	LB	Baylor
16	391	Tim Dameron	WR	East Carolina
17	417	Randy Braband	LB	Texas

### Draft Notes

- 1b – Pick acquired from Atlanta for DT Mike Tilleman
- 2 – Pick traded to Kansas City
- 3a – Pick traded along with 1972 second round pick (31 overall) for DT Mike Tilleman
- 3b – Pick acquired from Denver for QB Charley Johnson; Pick traded to Baltimore for C Bill Curry

### 1972

Rd.	Pick	Player	Pos.	College
1	6	Greg Sampson	DE	Stanford
2	31	(Traded to New Orleans)		
3a	56	Lewis Jolley	RB	North Carolina
3b	75	Solomon Freelon	G	Grambling State
4	84	(Traded to St. Louis)		
5	109	(Traded to Denver)		
6a	134	Joe Bullard	DB	Tulane
6b	136	Elmer Allen	LB	Mississippi
7	162	Eric Hutchinson	DB	Northwestern
8	187	Guy Roberts	LB	Maryland
9	212	Willie Postler	T	Montana
10a	240	Rhett Dawson	WR	Florida State
10b	259	Jimmy Butler	TE	Tulsa
11	264	Ron Evans	T	Baylor
12	290	Willie Rodgers	RB	Jackson State
13	318	Willie Roberts	DB	Houston
14	343	Gary Crockett	C	Lamar
15	368	(Traded to Pittsburgh)		
16	396	Guy Murdock	C	Michigan
17	421	Kelly Cochrane	QB	Miami (Fla.)

### Draft Notes

- 2 – Pick traded along with 1973 third round pick (53 overall) for DT Mike Tilleman
- 3b – Pick acquired from Kansas City
- 4 – Pick traded to St. Louis for LB Dave Olerich
- 5 – Pick traded to Denver for Cleo Johnson
- 6b – Pick acquired from Denver
- 15 – Pick traded to Pittsburgh for Worthy McClure

## ALL-TIME DRAFT SELECTIONS

## 1971

Rd.	Pick	Player	Pos.	College
1	3	Dan Pastorini	QB	Santa Clara
2	31	(Traded to New Orleans)		
3	56	Lynn Dickey	QB	Kansas State
4	81	Larron Jackson	T	Missouri
5	109	Willie Armstrong	RB	Grambling State
6	134	Willie Alexander	DB	Alcorn State
7a	159	Phil Croyle	LB	California
7b	174	Larry Watson	T	Morgan State
8	187	(Traded to Denver)		
9	212	Floyd Rice	TE	Alcorn State
10	237	Russ Price	DE	North Carolina Central
11	265	Macon Hughes	WR	Rice
12	290	John Thompson	G	Minnesota
13	315	Joe Hoing	G	Arkansas Tech
14	343	Dick Adams	DB	Miami (Ohio)
15	368	Andy Hopkins	RB	Stephen F. Austin
16	393	Moses Denson	RB	Maryland-E. Shore
17	421	Calvin Fox	LB	Michigan State

## Draft Notes

- 2 – Pick traded to New Orleans
- 7b – Pick acquired from New York Giants
- 8 – Pick traded to Denver

## 1970

Rd.	Pick	Player	Pos.	College
1	14	Doug Wilkerson	G	North Carolina Central
2a	31	Leo Brooks	DT	Texas
2b	40	Bill Dusenberry	RB	Johnson Smith
3	66	(Traded to Cleveland)		
4	92	Spike Jones	P	Georgia
5a	110	Ron Saul	G	Michigan State
5b	118	Ed Duley	DT	Northern Arizona
6	144	Benny Johnson	DB	Johnson Smith
7	170	Charles Olson	DB	Concordia College
8	196	Mike McClish	T	Wisconsin
9	222	Charles Blossom	DE	Texas Southern
10	248	Joe Dawkins	RB	Wisconsin
11	274	Robert Morris	C	Duke
12	300	Richard Dawkins	TE	Johnson Smith
13	326	Jess Lewis	LB	Oregon State
14	352	Claire Rasmussen	G	Wisconsin-Oshkosh
15	378	Dave Sharp	T	Stanford
16		No choice		
17	430	Julian Fagan	P	Mississippi

## Draft Notes

- 2a – Pick acquired from Boston
- 3 – Pick traded to Cleveland
- 5a – Pick acquired from Cincinnati
- 16 – Pick used on underclassman (WR Chris Myers, Kenyon)

## 1969

Rd.	Pick	Player	Pos.	College
1	15	Ron Pritchard	LB	Arizona State
2	40	Jerry LeVias	WR	Southern Methodist
3a	65	Elbert Drungo	T	Tennessee State
3b	78	Rich Johnson	RB	Illinois
4a	93	Charlie Joiner	WR	Grambling
4b	96	Roy Gerela	K	New Mexico State
5	118	Johnny Peacock	S	Houston
6	143	Willie Grate	WR	South Carolina State
7	171	Mike Richardson	RB	Southern Methodist
8	196	Glenn Woods	DT	Prairie View
9	221	Ed Watson	LB	Grambling
10a	249	Joe Pryor	TE	Boston College
10b	256	Bob Naponic	QB	Illinois
11	274	Terry May	DE	Southern Methodist
12	299	George Resley	DT	Texas A&M
13	327	Richard Pickens	RB	Tennessee

14	352	Roy Don Reeves	DB	South Carolina
15	377	John Tyszkiewicz	G	Chattanooga
16	405	Lloyd Wainscott	LB	Texas
17	430	Hank Autry	C	Southern Mississippi

## Draft Notes

- 3b – Pick acquired from New York Jets
- 4b – Pick acquired from San Diego
- 10b – Pick acquired from Oakland

## 1968

Rd.	Pick	Player	Pos.	College
1	22	(Traded to Kansas City)		
2	49	Mac Haik	WR	Mississippi
3	77	Elvin Bethea	DE	North Carolina A&T
4	105	Jim Beirne	WR	Purdue
5	133	Bob Longo	TE	Pittsburgh
6	160	(Traded to Cincinnati)		
7	187	Paul Toscano	DB	Wyoming
8	214	(Traded to New York)		
9a	224	Bob Robertson	T	Illinois
9b	240	(Traded to Miami)		
10a	263	Joe Peace	LB	Louisiana Tech
10b	268	Tom Domres	DT	Wisconsin
11	295	Bill Halley	TE	La Verne
12	322	Barry Lischner	RB	Missouri
13	349	Jim Dousay	RB	Louisiana State
14	376	Rich Stotter	LB	Houston
15	403	(Traded to San Diego)		
16	430	Bob Smith	S	Miami (Ohio)
17	457	Billy Alsbrook	DB	North Carolina College

## Draft Notes

- 1 – Pick traded to Kansas City along with QB Jacky Lee and DT Ernie Ladd for QB Pete Beathard
- 6 – Pick traded to Cincinnati
- 8 – Pick traded to New York Jets
- 9a – Pick acquired from Boston
- 9b – Pick traded to Miami
- 10a – Pick acquired from San Diego
- 15 – Pick traded to San Diego

## 1967

Rd.	Pick	Player	Pos.	College
1a	5	George Webster	LB	Michigan State
1b	23	Tom Regner	G	Notre Dame
2a	30	Bob Davis	QB	Virginia
2b	49	Roy Hopkins	RB	Texas Southern
3	56	Larry Carwell	CB	Iowa State
4	86	Carel Stith	DT	Nebraska
5a	111	Pete Johns	S	Tulane
5b	118	Willie Parker	DT	Arkansas AM&N
5c	127	Zeke Moore	CB	Lincoln
6	136	Pete Barnes	LB	Southern
7	164	Ed Carrington	TE	Virginia
8a	189	Johnny Brunson	RB	Benedict
8b	201	Sharon Washington	WR	N.E. Missouri
9	214	Ken Houston	S	Prairie View
10a	242	Woody Campbell	RB	Northwestern
10b	261	Tim Sheehan	C	Stanford
11	267	Harold Decker	DE	Kalamazoo
12	292	(Traded to Buffalo)		
13	319	(Traded to Buffalo)		
14	345	Henry Hailstock	G	Lincoln
15	370	Marvin McQueen	LB	Mississippi
16	398	Rex Keeling	K	Samford
17	423	Larry Lee	WR	Texas A&M

## Draft Notes

- 1b – Pick acquired from Dallas along with second round pick (49 overall) and two fifth round picks (118 and 127 overall) for T Ralph Neely
- 2b – Pick acquired from Dallas (see 1b)

## ALL-TIME DRAFT SELECTIONS

- 5b – Pick acquired from Dallas (see 1b)
- 5c – Pick acquired from Dallas (see 1b)
- 8b – Pick acquired from Oakland
- 10b – Pick acquired from Kansas City for C Wayne Frazier in 1966
- 12 – Pick traded to Buffalo
- 13 – Pick traded to Buffalo

### 1966 Redshirt Draft

Rd.	Pick	Player	Pos.	College
1		Tom Fisher	LB	Tennessee
2		Tim Van Galder	QB	Iowa State
3		Ralph Dunlop	T	Baylor
4		Bill Davis	QB	Lamar Tech
5		Richard Gover	T	Virginia State
6		John Gary	T	Grambling
7		Clyde Pettaway	T	North Carolina A&T
8		Roger Marshall	QB	Baylor
9		Lee Garner	LB	Mississippi
10		Dan Goich	T	California
11		Charles Arkwright	T	Georgia

### 1966

Rd.	Pick	Player	Pos.	College
1	5	Tommy Nobis	LB	Texas
2	12	Stan Hindman	G	Mississippi
3	21	George Rice	DT	Louisiana State
4	28	George Allen	T	West Texas State
5	37	Hoyle Granger	FB	Mississippi State
6	45	Dave Long	E	Iowa
7	54	Hartwell Menefee	DB	New Mexico State
8	67	Dan Bland	DB	Mississippi State
9	77	Dick Suffell	DB	S.W. Texas State
10	86	Wilbur Aylor	G	S.W. Texas State
11	95	Monte Ledbetter	E	N.W. Louisiana
12	104	Harry Day	E	Memphis State
13	113	Fred Zimmerman	LB	Toledo
14	122	Butch Lince	T	North Dakota
15	131	Tommy Dillard	T	Austin Peay
16	140	Steve Smith	E	Michigan
17	149	Lyle Loebach	T	Simpson
18	158	Ed Buzzell	QB	Ottawa
19	167	Frank Fuller	T	Drake
20	176	Dave Odegaard	T	Bemidji State

### 1965 Redshirt Draft

Rd.	Pick	Player	Pos.	College
1		Donny Anderson	HB	Texas Tech
2		Glen Ray Hines	T	Arkansas
3		Mike Shinn	E	Kansas
4		Ollie Cordill	QB	Memphis State
5		Jerry Crumpler	T	Missouri
6		(Pick to Oakland)		
7		Leo Lowery	FB	Texas Tech
8		Len Sears	T	South Carolina
9		Tom Bleick	HB	Georgia Tech
10		George Hafner	QB	McNeese State
11		Bill Anderson	QB	Tulsa
12		Harlan Lane	E	Baylor

### 1965

Rd.	Pick	Player	Pos.	College
1	2	Lawrence Elkins	E	Baylor
2a	10	Malcolm Walker	C	Rice
2b	15	Ralph Neely	T	Oklahoma
3	18	Ernie Koy	HB	Texas
4	26	Bobby Maples	LB	Baylor
5	34	Frank Molden	T	Jackson State
6	42	Dennis Murphy	T	Florida State
7		(Pick to Kansas City)		
8a	58	Ray Ogden	HB	Alabama
8b	59	Roy Hilton	LB	Jackson State

9	66	George Kinney	DT	Wiley
10	74	Maxie Williams	G	S.E. Louisiana
11		(Pick to Oakland)		
12	90	Bob Reed	G	Tennessee State
13	98	Bob Felts	HB	Florida A&M
14	106	Norman Evans	T	Texas Christian
15	114	Tony Guillory	LB	Lamar Tech
16	122	Junior Coffey	RB	Washington
17	130	Jim Grisham	FB	Oklahoma
18a	138	Russ Mundy	FB	West Texas State
18b	143	Russell Wayt	LB	Rice
19	146	Frank Fox	T	Sam Houston State
20	154	Gus Brezina	G	Houston

### Draft Notes

- 2b – Pick acquired from Boston
- 7 – Pick traded to Kansas City
- 8b – Pick acquired from Oakland
- 11 – Pick traded to Oakland

### 1964

Rd.	Pick	Player	Pos.	College
1	6	Scott Appleton	DT	Texas
2a	9	Charley Taylor	HB	Arizona State
2b	14	Billy Truax	E	Louisiana State
3	22	Bobby Crenshaw	G	Baylor
4	30	Ode Burrell	HB	Mississippi State
5a	33	John Varnell	DT	West Texas State
5b	38	Sid Blanks	HB	Texas A&I
6	46	Dave Wilcox	DE	Oregon
7	54	(Traded to Denver)		
8	62	Ezell Seals	HB	Prairie View
9	70	Jerry Burton	HB	N.W. Louisiana
10	78	Sammy Odeom	LB	N.W. Louisiana
11	86	Owen Dejanovich	G	Arizona State
12	94	Benny Nelson	DB	Alabama
13	102	(Traded to Kansas City)		
14	110	Ken Henson	C	Texas Christian
15	118	Pat Crain	FB	Clemson
16	126	Bill Munson	QB	Utah State
17	134	Dick Leeuwenburg	T	Stanford
18	142	Bob Nichols	T	Stanford
19	150	Carl Robinson	T	Prairie View
20	158	Pete Jaquess	DB	Eastern New Mexico
21	166	Jerry Cole	E	S.W. Texas State
22	174	Ed Kessler	FB	North Carolina
23	182	Jim Whitehead	T	Georgia
24	190	John Garrett	LB	Oklahoma
25	198	Dick Bowe	T	Rice
26	206	Alex Zenko	T	Kent State

### Draft Notes

- 2a – Pick acquired from Denver
- 5a – Pick acquired from Denver
- 7 – Pick traded to Denver
- 13 – Pick traded to Kansas City

### 1963

Rd.	Pick	Player	Pos.	College
1	6	Danny Brabham	LB	Arkansas
2	15	Don Estes	T	Louisiana State
3	22	Jerry Cook	HB	Texas
4a	25	Lee Roy Caffey	LB	Texas A&M
4b	31	Jerry Hopkins	C	Texas A&M
5a	33	Homer Jones	RB	Texas Southern
5b	38	Don Chuy	T	Clemson
6	47	Lionel Aldridge	DE	Utah State
7	54	Johnny Baker	LB	Mississippi State
8	63	Jim Burson	HB	Auburn
9	70	Ed Burke	T	Notre Dame
10	78	(Traded to Denver)		
11a	84	Tom Brown	G	Pittsburgh

## ALL-TIME DRAFT SELECTIONS

11b	86	(Traded to Boston)		
12	95	(Traded to Oakland)		
13	102	(Traded to Oakland)		
14	111	Don Trull	QB	Baylor
15	118	No choice		
16	127	Rex Benson	T	Miami
17	134	Jerry Griffin	E	Louisiana Tech
18	143	Paul Lea	HB	Oklahoma
19	150	Bob Hoover	HB	Florida
20	159	Wayne Lee	C	Oklahoma
21	166	Staley Faulkner	T	Texas
22	175	Sam Byer	LB	Texas A&M
23	182	Gene Raesz	E	Rice
24	191	Bob Burton	T	Grambling
25	198	Gary Kaltenbach	T	Pittsburgh
26	207	Dave Thiesen	HB	Nebraska
27	214	Al Hildebrand	T	Stanford
28	223	Tim Stein	C	Miami (Ohio)
29	230	Oliver Ross	T	West Texas State

**Draft Notes**

- 4a – Pick acquired from Oakland
- 5a – Pick acquired from Oakland
- 10 – Pick traded to Denver
- 11a – Pick acquired from Buffalo
- 11b – Pick traded to Boston
- 12 – Pick traded to Oakland
- 13 – Pick traded to Oakland
- 15 – Pick used on underclassman (HB Joe Don Looney, Oklahoma)

**1962**

Rd.	Pick	Player	Pos.	College
1	7	Ray Jacobs	DT	Howard Payne
2	15	Earl Gros	FB	Louisiana State
3	23	Pete Case	T	Georgia
4a	30	Gary Cutsinger	DE	Oklahoma State
4b	31	(Traded to San Diego)		
5	39	Bill Rice	E	Alabama
6	47	Ray Pinion	G	Texas Christian
7	55	Gus Gonzales	G	Tulane
8	63	Clyde Brock	DT	Utah State
9	71	Larry Onesti	LB	Northwestern
10	79	Bob Moses	E	Texas
11	87	John Thomas	G	McMurry
12	95	Jack Collins	HB	Texas
13	103	Royce Cassell	E	New Mexico State
14	111	Glynn Griffing	QB	Mississippi
15	119	Ken Shaffer	T	Marquette
16	127	Bill Ray Adams	FB	Mississippi
17	135	Bill Miller	DT	N.M. Highlands
18	143	Art Perkins	HB	North Texas State
19	151	Bobby Jancik	DB	Lamar Tech
20	159	Joe Bob Isbell	G	Houston
21	167	Roland Jackson	FB	Rice
22	175	Ken Bolin	HB	Houston
23	183	Bill Van Buren	C	Iowa
24	191	Boyd Melvin	T	Northwestern
25	199	Bob Johnson	T	Rice
26	207	Harold Hays	G	Mississippi Southern
27	215	Roger McFarland	HB	Kansas
28	223	Gary Henson	E	Colorado
29	231	Ron Osborne	T	Clemson
30	239	Bob Clemens	HB	Pittsburgh
31	247	Al Kimbrough	HB	Northwestern
32	255	Bernard Wyatt	HB	Iowa
33	263	Al Lerderle	E	Georgia Tech
34	271	Don Talbert	T	Texas

**Draft Notes**

- 4a – Pick acquired from Boston
- 4b – Pick traded to San Diego

**1961**

Rd.	Pick	Player	Pos.	College
1	8	Mike Ditka	E	Pittsburgh
2	16	Tom Goode	C	Mississippi State
3	24	Walter Suggs	T	Mississippi State
4	32	Bobby Walden	HB	Georgia
5	40	Monte Lee	LB	Texas
6	48	Jake Gibbs	QB	Mississippi
7	56	Dick Reynolds	T	N.C. State
8	64	Houston Antwine	G	Southern Illinois
9	72	Ralph White	T	Bowling Green
10	80	Charles Lee	C	Iowa
11	88	Robert Bird	G	Bowling Green
12	96	Bob McLeod	E	Abilene Christian
13	104	Gerald Hinton	G	Louisiana Tech
14	112	Jimmy King	T	Clemson
15	120	Dennis Ferriter	C	Marquette
16	128	Larry Wood	HB	Northwestern
17	136	Sam Fewell	T	South Carolina
18	144	Ike Grimsley	HB	Michigan State
19	152	Myron Pearson	HB	Colorado
20	160	Lewis Johnson	HB	Florida A&M
21	168	Ron Miller	QB	Wisconsin
22	176	Bob Kelly	E	New Mexico State
23	184	James Anderson	FB	Mississippi
24	192	Ken Gregory	E	Whittier
25	200	Jack Kreider	HB	Tulsa
26	208	Don Fuell	QB	Mississippi Southern
27	216	Boyd King	C	Rice
28	224	John Frongillo	C	Baylor
29a	229	Tom Lewis	E	Lake Forest
29b	232	Errol Linden	DE	Houston
30	240	Jim Stroud	T	Rice

**Draft Notes**

- 29a – Pick acquired from N.Y. Titans

**1960****First Selections**

Player	Pos.	College
Peter Arena	G	Northwestern
Dick Bass	HB	Pacific West
William Bohler	T	St. Ambrose
Larry Cadwell	T	Louisville
Billy Cannon	HB	Louisiana State
Doug Cline	LB	Clemson
DeJustice Coleman	HB	Illinois
Bob Crandall	HB	New Mexico
Cleatus Drinnon	C	Hardin-Simmons
John Gremer	G	Illinois
George Herring	T	North Texas State
Don Hitt	C	Oklahoma State
Steve Johnson	QB	Pepperdine
John Lands	E	Montana
Jacky Lee	QB	Cincinnati
Bruce Maher	HB	Detroit
Don Mattson	T	Southern California
Mike McGee	G	Duke
Hugh McInnis	E	Mississippi State
Max Messner	T	Cincinnati
George Mulholland	E	New Mexico State
Gary O'Steen	HB	Alabama
Gene Prebola	E	Boston University
Palmer Pyle	T	Michigan State
William Roach	T	Texas Christian
Christian Simms	E	Rutgers
Phillip Snowden	QB	Missouri
Don Underwood	T	McNeese State
Duane Whetstone	FB	George Washington
Bob White	FB	Ohio State
Maury Youmans	T	Syracuse

## ALL-TIME DRAFT SELECTIONS

### Second Selections

Player	Pos.	College			
Clair Branch	RB	Texas	Ron Morrison	T	New Mexico
Dave Chamberlain	HB	Miami (Ohio)	Jerry Muennink	C	Texas
Stan Fanning	DE	Idaho	Paul Oglesby	T	UCLA
Don Cochran	T	Alabama	John Pepperscorn	E	Kansas
Jim Glasgow	T	Jackson State	Bob Peterson	C	Oregon
Dave Graham	E	Virginia	Bob Talamini	G	Kentucky
Bob Haas	HB	Missouri	Bob Towns	E	Georgia
Lowell Hughes	QB	Kent State	Bob Wasden	E	Auburn
Dale Johannson	T	Augustana	Jim Welch	HB	Southern Methodist
Jim Marshall	DT	Ohio State	Jim Wolff	HB	Panhandle A&M

## FREE AGENCY HISTORY

### 1989

#### Plan B

#### Players Signed (7)

FB Carl Byrum (Buffalo)  
DE Mark Garalczyk (Jets)  
WR Kenny Jackson (Philadelphia)  
TE Calvin Magee (Tampa Bay)  
LB Matt Monger (Jets)  
DE/TE Colin Scotts (Arizona)  
C/G George Yarno (Atlanta)

#### Players Lost (13)

DE Robert Banks (Cleveland)  
S Keith Bostic (Indianapolis)  
LB Toby Caston (Detroit)  
LB Kurt Crain (Green Bay)  
T John Davis (Buffalo)  
WR Willie Drewrey (Tampa Bay)  
LB Mark Dusbabek (Minnesota)  
QB Brent Pease (Miami)  
RB Spencer Tillman (San Francisco)  
T David Viaene (New England)  
FB Ray Wallace (Pittsburgh)  
T Doug Williams (Seattle)  
TE Jamie Williams (San Francisco)

### 1990

#### Plan B

#### Players Signed (8)

S David Arnold (Pittsburgh)  
WR Bernard Ford (Dallas)  
WR Carl Harry (Washington)  
DE Ezra Johnson (Indianapolis)  
S Terry Kinard (Giants)  
S Leander Knight (Jets)  
WR GERAL McNeil (Cleveland)  
G Tommy Robinson (Atlanta)

#### Players Lost (7)

S Jeff Donaldson (Chiefs)  
S Tracey Eaton (Arizona)  
FB Tracy Johnson (Atlanta)  
TE Bob Mrosko (Giants)  
DE Anthony Spears (Dallas)  
TE Chris Verhulst (Denver)  
C/G George Yarno (Green Bay)

### 1991

#### Plan B

#### Players Signed (7)

DE Robert Banks (Cleveland)  
S Eric Bergeson (Atlanta)  
LB Rick Graf (Miami)  
S John Hagy (Buffalo)  
WR Richard Johnson (Detroit)  
WR Cedric Jones (New England)  
RB Kerry Porter (Denver)

#### Players Lost (4)

CB Steve Brown (San Francisco)  
RB Victor Jones (New England)  
S Brett Tucker (Buffalo)  
K Tony Zendejas (Los Angeles)

### 1992

#### Plan B

#### Players Signed (3)

CB Jerry Gray (Los Angeles)  
WR Jeff Query (Green Bay)  
RB Spencer Tillman (San Francisco)

#### Players Lost (4)

LB Eric Fairs (Buffalo)  
WR Drew Hill (Atlanta)  
WR Alex Johnson (New England)  
WR Tony Jones (Atlanta)

### 1993

#### Players Signed (2)

WR Willie Drewrey (Tampa Bay)  
LB Robert Lyles (Atlanta)

#### Players Lost (3)

LB Rick Graf (Washington)  
CB Jerry Gray (Tampa Bay)  
T Don Maggs (Denver)

### 1994

#### Players Signed (5)

TE Pat Carter (Rams)  
P Rich Camarillo (Arizona)  
QB Sean Salisbury (Minnesota)  
DE Kenny Davidson (Pittsburgh)  
RB Todd McNair (Kansas City)

#### Players Lost (3)

DE William Fuller (Philadelphia)  
DE Sean Jones (Green Bay)  
P Greg Montgomery (Detroit)

### 1995

#### Players Signed (5)

QB Chris Chandler (Rams)  
KR Mel Gray (Detroit)  
C Mark Stepnoski (Dallas)  
T Irv Eatman (Atlanta)  
WR Derek Russell (Denver)

#### Players Lost (5)

LB Lamar Lathon (Carolina)  
S Bo Orlando (San Diego)  
DE Tim Roberts (New England)  
G Bill Schultz (Denver)  
RB Lorenzo White (Cleveland)

### 1996

#### Players Signed (4)

WR Willie Davis (Kansas City)  
RB Ronnie Harmon (San Diego)  
S Rafael Robinson (Seattle)  
P Reggie Roby (Tampa Bay)

#### Players Lost (1)

LB Eddie Robinson (Jacksonville)

### 1997

#### Players Signed (2)

QB Dave Krieg (Chicago)  
LB Lonnie Marts (Tampa Bay)

#### Players Lost (2)

LB Michael Barrow (Carolina)  
CB Cris Dishman (Washington)

### 1998

#### Players Signed (3)

TE Jackie Harris (Tampa Bay)  
P Craig Hentrich (Green Bay)  
WR Yancey Thigpen (Pittsburgh)

## FREE AGENCY HISTORY

### **Players Lost (1)**

G Kevin Donnalley (Miami)

### **1999**

#### **Players Signed (5)**

DT Jason Fisk (Minnesota)  
DT Mike Jones (New England)  
FB Lorenzo Neal (Tampa Bay)  
QB Neil O'Donnell (Cincinnati)  
DE Mike Frederick (Jets)

#### **Players Lost (3)**

DE Anthony Cook (Washington)  
C Mark Stepnoksi (Dallas)  
DT Gary Walker (Jacksonville)

### **2000**

#### **Players Signed (2)**

LB Randall Godfrey (Dallas)  
T Fred Miller (St. Louis)

#### **Players Lost (5)**

LB Joe Bowden (Dallas)  
LB Doug Colman (Oakland)  
S Anthony Dorsett (Oakland)  
TE Jackie Harris (Dallas)  
T Jon Runyan (Philadelphia)

### **2001**

#### **Players Signed (2)**

K Joe Nedney (Carolina)  
CB DeRon Jenkins (San Diego)

#### **Players Lost (2)**

DE Kenny Holmes (N.Y. Giants)  
CB Denard Walker (Denver)

### **2002**

#### **Players Signed (4)**

S Lance Schulters (San Francisco)  
FB Greg Comella (N.Y. Giants)  
C Jeff Smith (Jacksonville)  
RB Robert Holcombe (St. Louis)

#### **Players Lost (4)**

DT Jason Fisk (San Diego)  
DT Josh Evans (N.Y. Jets)  
LB Greg Favors (Indianapolis)  
C Kevin Long (Jacksonville)

### **2003**

#### **Players Signed (0)**

#### **Players Lost (5)**

WR Kevin Dyson (Carolina)  
DT John Thornton (Cincinnati)  
CB Dainon Sidney (Buffalo)  
CB Donald Mitchell (Dallas)  
S Rich Coady (Indianapolis)

### **2004**

#### **Players Signed (0)**

#### **Players Lost (2)**

DE Jevon Kearse (Philadelphia)  
DT Robaire Smith (Houston)

### **2005**

#### **Players Signed (1)**

DE Kyle Vanden Bosch (Arizona)

#### **Players Lost (4)**

RB Antowain Smith (New Orleans)  
WR Eddie Berlin (Chicago)  
CB Andre Dyson (Seattle)  
TE Shad Meier (New Orleans)

### **2006**

#### **Players Signed (4)**

WR David Givens (New England)  
S Chris Hope (Pittsburgh)  
C Kevin Mawae (N.Y. Jets)  
LB David Thornton (Indianapolis)

#### **Players Lost (4)**

LB Rocky Boiman (Dallas)  
C Justin Hartwig (Carolina)  
LB Brad Kassell (N.Y. Jets)  
S Tank Williams (Minnesota)

### **2007**

#### **Players Signed (6)**

LB Ryan Fowler (RFA-Dallas)  
WR Justin Gage (Chicago)  
CB Nick Harper (Indianapolis)  
CB Kelly Herndon (Seattle)  
QB Tim Rattay (Tampa Bay)  
S Bryan Scott (New Orleans)

#### **Players Lost (3)**

WR Drew Bennett (St. Louis)  
DT Robaire Smith (Cleveland)  
WR Bobby Wade (Minnesota)

### **2008**

#### **Players Signed (7)**

TE Dwayne Blakley (Atlanta)  
CB Chris Carr (RFA-Oakland)  
TE Alge Crumpler (Atlanta)  
DE Jevon Kearse (Philadelphia)  
WR Justin McCareins (N.Y. Jets)  
OT Jake Scott (Indianapolis)  
LB Josh Stamer (Buffalo)

#### **Players Lost (8)**

G Jacob Bell (St. Louis)  
RB Chris Brown (Houston)  
LB Gilbert Gardner (Detroit)  
TE Ben Hartssock (Atlanta)  
DE Travis LaBoy (Arizona)  
DE Antwan Odom (Cincinnati)  
DT Randy Starks (Miami)  
TE Ben Troupe (Tampa Bay)

### **2009**

#### **Players Signed (5)**

CB DeMarcus Faggins (Houston)  
DT Jovan Haye (Tampa Bay)  
WR Mark Jones (Carolina)  
QB Patrick Ramsey (Denver)  
WR Nate Washington (Pittsburgh)

#### **Players Lost (6)**

CB Chris Carr (Baltimore)  
DT Albert Haynesworth (Washington)

WR Brandon Jones (San Francisco)  
CB Eric King (Detroit)  
T Daniel Loper (Detroit)  
QB Chris Simms (Denver)

### **2010**

#### **Players Signed (6)**

LB Will Witherspoon (Philadelphia)  
P/K Ricky Schmitt (San Francisco)  
DE Jason Babin (Philadelphia)  
CB Tye Hill (Atlanta)  
QB Chris Simms (Denver)  
TE Sean Ryan (Washington)

#### **Players Lost (2)**

DE Kyle Vanden Bosch (Detroit)  
TE Alge Crumpler (New England)

### **2011**

#### **Players Signed (11)**

QB Matt Hasselbeck (Seattle)  
DT Shaun Smith (Kansas City)  
TE Daniel Graham (Denver)  
LB Barrett Ruud (Tampa Bay)  
CB Frank Walker (Minnesota)  
S Jordan Babineaux (Seattle)  
T Pat McCuistan (Miami)  
S Anthony Smith (Green Bay)  
T Adam Terry (Jacksonville)  
RB Kestahn Moore (Washington)  
WR Kevin Curtis (Kansas City)

#### **Players Lost (4)**

DE Jason Babin (Philadelphia)  
QB Kerry Collins (Indianapolis)  
LB Stephen Tulloch (Detroit)  
TE Bo Scaife (Cincinnati)

### **2012 (as of July 17, 2012)**

#### **Players Signed (6)**

G Steve Hutchinson (Minnesota)  
DE Kamerion Wimbley (Oakland)  
DE Leger Douzable (Jacksonville)  
LB Zac Diles (Indianapolis)  
G Kyle DeVan (Philadelphia)  
C Jon Cooper (Minnesota)

#### **Players Lost (5)**

CB Cortland Finnegan (St. Louis)  
DE Jason Jones (Seattle)  
LB Barrett Ruud (Seattle)  
WR Donnie Avery (Indianapolis)  
DE William Hayes (St. Louis)

## ALL-TIME COACHES ROSTER

Andrus, Bart..... 1997-99, 2008 # Armstrong, Neill ..... 1962-63 Baggett, Charlie..... 1993-94 Baugh, Sammy..... 1964-65 Beatty, Bruce..... 1973 Beightol, Larry ..... 1995 Bettis, Tom..... 1986-87, '93-94 # Biles, Ed..... 1974-80, '81-83 Boghosian, Sam..... 1974-75 Bourgeois, Andy..... 1973-83 Breaux, Don..... 1972 Brown, Greg..... 1997-98 Bugel, Joe..... 1977-80 Burke, Matt..... 2006-08 Bush, Frank..... 1992-94, 2011 Byner, Earnest..... 2008-09 Callahan, Ray..... 1981-82 Campbell, Hugh..... 1984-85 Carpenter, Lew..... 1973-74 # Cecil, Chuck..... 2001-10 Childress, Joe..... 1966-70 * Chow, Norm..... 2005-07 Conkright, W.F. "Red"..... 1963-64 * Coudy, Dick..... 1994-96 Cunningham, Gunther..... 2001-03 * Dalton, O. Kay..... 1983-84 Devlin, John..... 1984-85 Devore, Hugh..... 1966-70 Dickson, George..... 1971 Dry, F.A..... 1966-70 Durden, Earnel..... 1973 # Eddy, Jim..... 1990-92 Ettinger, John..... 1964 * Faragalli, Joe..... 1985 # \$ Fisher, Jeff..... 1994-10 Fuller, Curtis..... 2011 Gaines, Gene..... 1984-85 Galat, Joe..... 1981 Galbraith, Marty..... 2005-10 Gambold, Bob..... 1978-82 Gilbert, O'Neill..... 1997-99 * Gilbride, Kevin..... 1989-94 Gillman, Sid..... 1973-74 # Glanville, Jerry..... 1984-89 Graves, Fred..... 2007-10 # Gray, Jerry..... 1997-00, 2011 Hauck, Tim..... 2009-10 * Heimerdinger, Mike..... 2000-04, '08-10 Helton, Kim..... 1987-89 Henning, Dan..... 1972	Henshaw, George..... 1997-05 * Hill, King..... 1971-80 Houston, Ken..... 1982-85 Huff, Gary..... 1986 Hughes, Ed..... 1971 Ivy, Frank "Pop"..... 1962-63 Jackson, Milt..... 1986-88 James, Ned..... 2002-05 * Jamieson, Dick..... 1986-87 Johnson, Craig..... 2000-10 Jones, June..... 1987-88 Jones, Ronnie..... 1993 Lemm, Wally..... 1960-61, '66-70 Lemmerman, Bruce..... 1984-85 Loggains, Dowell..... 2008-11 London, Charles..... 2011 Lowry, Alan..... 1996-11 Madro, Joe..... 1972-74 Matthews, Bruce..... 2011 McCalmon, Miller..... 1986-87 McCullough, Ken..... 1976 McFadin, "Bud" Lewis..... 1966-70 McGinnis, Dave..... 2004-11 Miller, Burnie..... 1971-73 \$ Munchak, Mike..... 1995-11 # Nolan, Dick..... 1981 Norris, Rex..... 1995-98 Novak, Frank..... 1989-94 Padilla, Bob..... 1984-85 * Palmer, Chris..... 1990-92, 2011 Pardee, Jack..... 1990-94 Parlavecchio, Chet..... 2011 Peccatiello, Larry..... 1972-75 Pendergast, Clancy..... 1995 Perry, Rod..... 1995-96 Peterson, Bill..... 1972-73 Petitbon, Richie..... 1974-77 # Phillips, O.A. "Bum"..... 1974-80 Phillips, Wade..... 1976-80 Pitts, Elijah..... 1981-83 Polsfoot, Fran..... 1968-71, 75-76 Purnell, Russ..... 1995-98 Ragone, Dave..... 2011 Rapp, Vic..... 1983 Reese, Floyd..... 1986-89 * Rhome, Jerry..... 1995-96 Rice, George..... 1975-76 Roberts, Al..... 1984-85 Robertson, Marcus..... 2007-11 Robinson, Wayne..... 1966-67	Rocker, Tracy..... 2011 # Ryan, Buddy..... 1993 Rymkus, Lou..... 1960-61, '65 Saban, Nick..... 1988-89 #* Schlinkman, Walt..... 1960-63, 1965-71, 1976 # Schwartz, Jim..... 1999-08 Selcer, Dick..... 1981-82 Sherman, Ray..... 1988-89, 2005-06 * Shipp, Ken..... 1977-78 Shively, Doug..... 1986-89 * Shofner, Jim..... 1981-82 # Sidwell, Steve..... 1995-96 Simmons, Warren..... 1996 Simpson, Jackie..... 1972 Skipper, Jim..... 2011 Smith, Arthur..... 2011 Smith, Jerry..... 1972 Smith, Richard..... 1988-92 Smith, Sherman..... 1995-07 Speedie, Mac..... 1960-61 Spencer, Joe..... 1961-65 Stanley, Jim..... 1990-94 Staub, Ralph..... 1982-83 Steber, John..... 1964 * Steckel, Les..... 1995-99 Stewart, Rayna..... 2009-10 # Studley, Chuck..... 1983 Taylor, Hugh "Bones"..... 1964-65 Thomas, Pat..... 1990-92 Valero, Art..... 2011 Vinklerek, Ronnie..... 2000 # Wallner, Fred..... 1960-61 Walsh, Bill..... 1983-86 Walters, Steve..... 1999-05 Washburn, Jim..... 1999-10 Watterson, Steve..... 1988-11 Wessman, Richie..... 2009-10 # Williams, Gregg..... 1993-00 Withers, Everett..... 2001-06 Woolley, Joe..... 1973-75 Young, Bob..... 1990-94 Young, John Paul..... 1978-80 Yowarsky, Walt..... 1971 Zernhelt, John..... 2006-11 Zwahlen, Ernie..... 1971
---	--	---

\* Indicates offensive coordinator during tenure  
 # Indicates defensive coordinator during tenure  
 \$ Indicates head coach during tenure

## ALL-TIME HEAD COACHES SUMMARY

COACH	YEARS	WON	LOST	TIED	PCT.	PTS.	ALLOWED
Lou Rymkus*	1960-61	12	7	1	.625	546	414
Wally Lemm	1961, 1966-70	38	40	4	.487	1,785	1,702
Frank "Pop" Ivy	1962-63	17	12	0	.586	706	662
Sammy Baugh	1964	4	10	0	.285	310	355
Hugh "Bones" Taylor	1965	4	10	0	.285	298	429
Ed Hughes	1971	4	9	1	.321	251	330
Bill Peterson**	1972-73	1	18	0	.052	241	553
Sid Gillman	1973-74	8	15	0	.347	358	556
O.A. "Bum" Phillips	1975-80	59	38	0	.608	1,857	1,741
Ed Biles***	1981-83	8	23	0	.258	526	774
Chuck Studley	1983	2	8	0	.200	179	286
Hugh Campbell****	1984-85	8	22	0	.266	487	787
Jerry Glanville	1985-89	35	35	0	.500	1,535	1,637
Jack Pardee#	1990-94	44	35	0	.556	1,771	1,418
Jeff Fisher##	1994-2010	147	126	0	.538	5,872	5,719
Mike Munchak	2011	9	7	0	.563	325	317
<b>TOTALS</b>	<b>1960-2011</b>	<b>400</b>	<b>415</b>	<b>6</b>	<b>.491</b>	<b>17,047</b>	<b>17,680</b>

(includes postseason)

\* Released after five games in 1961  
 \*\* Released after five games in 1973

\*\*\* Resigned after six games in 1983  
 \*\*\*\* Released after 14 games in 1985

# Released after 10 games in 1994  
 ## Took over after 10 games in 1994

## ALL-TIME PLAYER ROSTER

## A

56 **Abraham, Robert**, LB, N.C. State, 1982-87  
 67 **Ackerman, Tom**, G, Eastern Washington, 2002-03  
 86 **Akiu, Mike**, WR, Hawaii, 1985-86  
 95/88 **Aldridge, Allen**, DE, Prairie View, 1971-72  
 79 **Aldridge, Kevin**, DE/DT, Southern Methodist, 2002  
 36 **Aldridge, Melvin**, S, Murray State, 1993  
 38 **Alexander, Dan**, RB/FB, Nebraska, 2001  
 19 **Alexander, Willie**, CB, Alcorn A&M, 1971-79  
 76/80 **Allen, Dalva**, DE, Houston, 1960-61  
 31 **Allen, Gary**, RB, Hawaii, 1982  
 73 **Allen, George**, DT, West Texas State, 1966-67  
 29 **Allen, Patrick**, CB, Utah State, 1985-90  
 56 **Allred, Colin**, LB, Baylor, 2007-10  
 76 **Alm, Jeff**, DT, Notre Dame, 1990-93  
 84/82 **Alston, Mack**, TE, Maryland State, 1973-76  
 54/64 **Amano, Eugene**, C/G, S.E. Missouri State, 2004-11  
 58 **Amato, Ken**, LS, Montana State, 2003-11  
 12 **Amundson, George**, RB, Iowa State, 1973-74  
 14 **Anderson, Billy**, QB, Tulsa, 1967  
 1 **Anderson, Gary**, K, Syracuse, 2003-04  
 22 **Anderson, Herbie**, CB, Texas A&I, 1991  
 83 **Anderson, Warren**, WR, West Virginia State, 1978  
 70 **Appleton, Scott**, DT, Texas, 1964-66  
 22 **Archie, Mike**, RB, Penn State, 1996-98  
 39 **Armstrong, Adger**, RB, Texas A&M, 1980-82  
 86 **Arnold, Walt**, TE, New Mexico, 1982-83  
**Atchason, Jack**, TE, Western Illinois, 1960  
 48 **Atkins, Bob**, S, Grambling, 1970-75  
 96 **Atkins, James**, DT, Virginia Union, 2002-03  
 61 **Autry, Hank**, C, Southern Mississippi, 1969-70  
 82 **Avery, Donnie**, WR, Houston, 2011  
 42 **Avery, Steve**, FB, Northern Michigan, 1989  
 56 **Ayers, Akeem**, LB, UCLA, 2011

## B

33 **Babb, Gene**, LB, Austin College, 1962-63  
 93 **Babin, Jason**, DE, Western Michigan, 2010  
 26 **Babineaux, Jordan**, S, Southern Arkansas, 2011  
 80/11 **Bailey, Harold**, WR, Oklahoma State, 1981-83  
 82 **Bailey, Mario**, WR, Washington, 1992  
 57 **Bailey, Patrick**, LB, Duke, 2010-11  
 18 **Baker, Ed**, QB, Lafayette, 1972  
 75 **Baker, Jesse**, DE, Jacksonville State (Ala.), 1979-87  
 84 **Baker, Johnny**, LB, Mississippi State, 1963-66  
 12/18 **Baker, Melvin**, WR, Texas Southern, 1972  
 99 **Bakhtiari, Eric**, DE, San Diego, 2009  
 98 **Ball, Dave**, DE, UCLA, 2008-11  
 40 **Banfield, Tony**, CB, Oklahoma State, 1960-65  
 36 **Banks, Chuck**, FB, West Virginia Tech, 1987  
 97 **Banks, Robert**, DE, Notre Dame, 1988  
 49/86 **Barber, Mike**, TE, Louisiana Tech, 1976-81  
 28 **Barclay, Chris**, RB, Wake Forest, 2007  
 58 **Barnes, Pete**, LB, Southern, 1967-68  
 22/32 **Barnes, Tomur**, CB, North Texas, 1994-97  
 56/51 **Barrow, Micheal**, LB, Miami (Fla.), 1993-96  
 27 **Bass, Glen**, WR, East Carolina, 1967-68  
 63 **Baumgartner, Steve**, DE, Purdue, 1977-79  
 11 **Beathard, Pete**, QB, Southern California, 1967-69  
 78 **Beams, Byron**, DT, Notre Dame, 1961  
 17 **Beck, Braden**, K, Stanford, 1971  
 24 **Beckham, Tony**, CB, Wisconsin-Stout, 2002-05  
 81/88 **Beirne, Jim**, WR, Purdue, 1968-73, 1975-76  
 33 **Bell, Billy**, CB, Lamar, 1989  
 60 **Bell, Jacob**, G/T, Miami (Ohio), 2004-07  
 57 **Belotti, George**, C, Southern California, 1960-61  
 83/19 **Bennett, Drew**, WR, UCLA, 2001-06  
 52/50/51 **Benson, Duane**, LB, Hamline, 1974-76  
 82 **Berlin, Eddie**, WR, Northern Iowa, 2001-04  
 83 **Bergey, Bruce**, DT, UCLA, 1971  
 65 **Bethea, Elvin**, DE, North Carolina A&T, 1968-83

4 **Beverly, David**, P, Auburn, 1974  
 82 **Billingsley, Ron**, DT, Wyoming, 1971-72  
 54 **Bingham, Gregg**, LB, Purdue, 1973-84  
 21 **Birdsong, Craig**, S, North Texas State, 1987  
 2 **Bironas, Rob**, K, Georgia Southern, 2005-11  
 23 **Bishop, Blaine**, S, Ball State, 1993-01  
 66/63 **Bishop, Sonny**, G, Fresno State, 1964-69  
 27 **Blahak, Joe**, S, Nebraska, 1973  
 84 **Blakley, Dwayne**, TE, Missouri, 2008  
 16 **Blanda, George**, QB, Kentucky, 1960-66  
 42 **Blanks, Sid**, RB, Texas A&I, 1964-68  
 52 **Bockwoldt, Colby**, LB, Brigham Young, 2006  
 50 **Boiman, Rocky**, LB, Notre Dame, 2002-05  
 33 **Booker, Michael**, CB, Nebraska, 2000-01  
 25 **Bostic, Keith**, S, Michigan, 1983-88  
 37 **Botchan, Ron**, LB, Occidental, 1961  
 77 **Boucher, Scott**, G, N.E. Louisiana\*, 1987  
 58/59 **Bowden, Joe**, LB, Oklahoma, 1992-99  
 52 **Boyette, Garland**, LB, Grambling, 1966-72  
 85 **Brabham, Danny**, LB, Arkansas, 1963-67  
 10 **Bradshaw, Craig**, QB, Utah State, 1980  
 58 **Brantley, John**, LB, Georgia, 1989  
 52 **Brazile, Robert**, LB, Jackson State, 1975-84  
 21 **Brezina, Bobby**, RB, Houston, 1963  
 92 **Briehl, Tom**, LB, Stanford, 1985-87  
 18 **Britt, Kenny**, WR, Rutgers, 2009-11  
 83 **Broadnax, Jerry**, TE, Southern, 1974  
 88 **Brooks, Billy**, WR, Oklahoma, 1981  
 73 **Brooks, Leo**, DT, Texas-Austin, 1970-72  
 29 **Brown, Chris**, RB, Colorado, 2003-07  
 22 **Brown, Don**, RB, Houston, 1960  
 31/33 **Brown, Gary**, RB, Penn State, 1991-95  
 79 **Brown, Kareem**, DL, Miami (Fla.), 2010  
 84 **Brown, Larry**, TE, Georgia, 1999-00  
 17/89 **Brown, Reggie**, WR, Alabama State, 1993-94  
 27 **Brown, Sonny**, S, Oklahoma, 1987  
 24 **Brown, Steve**, CB, Oregon, 1983-90  
 22 **Brown, Tony**, CB, Fresno State, 1992-93  
 97 **Brown, Tony**, DT, Memphis, 2006-10  
 38 **Bryant, Domingo**, S, Texas A&M, 1987-88  
 81 **Bryant, Steve**, WR, Purdue, 1982-84  
 53 **Bulluck, Keith**, LB, Syracuse, 2000-09  
**Burke, Edward**, G, Notre Dame, 1964  
 25 **Burrell, Ode**, RB, Mississippi State, 1964-69  
 00 **Burrough, Ken**, WR, Texas Southern, 1971-81  
 68 **Burton, Al**, DE, Bethune-Cookman, 1976  
 94 **Burton, Kendrick**, DE, Alabama, 1996  
 94 **Bush, Frank**, LB, N.C. State, 1985-86  
 87 **Butler, Jim**, TE, Tulsa, 1972  
 2 **Butler, Skip**, K, Texas-Arlington, 1972-77  
 35 **Butts, Marion**, RB, Florida State, 1995  
 83 **Byrd, Isaac**, WR, Kansas, 1997-99  
 71 **Byrd, Richard**, DT, Southern Mississippi, 1985-89

## C

40 **Cain, Jeremy**, FB/LS, Massachusetts, 2007  
 79 **Caldwell, Bryan**, DE, Arizona State, 1984  
 87 **Calico, Tyrone**, WR, Middle Tennessee State, 2003-05  
 54 **Calmus, Rocky**, LB, Oklahoma, 2002-04  
 16 **Camarillo, Rich**, P, Washington, 1994-95  
 34 **Campbell, Earl**, RB, Texas, 1978-84  
 37 **Campbell, Tommie**, CB, California (Pa.), 2011  
 35 **Campbell, Woody**, RB, Northwestern, 1967-71  
 20 **Cannon, Billy**, RB, Louisiana State, 1960-63  
 14 **Carlson, Cody**, QB, Baylor, 1987-94  
 26 **Carpenter, Rob**, RB, Miami (Ohio), 1977-81  
 29 **Carr, Chris**, DB, Boise State, 2008  
 63 **Carr, Levert**, T, No. Central State, 1972-73  
 53 **Carrell, John**, LB, Texas Tech, 1966  
 88 **Carrington, Ed**, TE, Virginia, 1969  
 63 **Carroll, Ronnie**, G/DT, Sam Houston State, 1974-75  
 82 **Carson, John**, TE, Georgia, 1960



## ALL-TIME PLAYER ROSTER

63/58 **Carter, David**, C, Western Kentucky, 1977-84  
 93 **Carter, Kevin**, DE, Florida, 2001-04  
 46/85 **Carter, Pat**, TE, Florida State, 1994  
 41 **Carwell, Larry**, CB, Iowa State, 1967-68  
 99 **Casey, Jurrell**, DT, Southern California, 2011  
 87 **Casper, Dave**, TE, Notre Dame, 1980-83  
 88 **Caster, Rich**, WR, Jackson State, 1978-80  
 56/90 **Caston, Toby**, LB, Louisiana State, 1987-88  
 51 **Caveness, Ron**, LB, Arkansas, 1966-68  
 26 **Cecil, Chuck**, S, Arizona, 1995  
 57 **Chamberlin, Frank**, LB, Boston College, 2000-02  
**Chancellor, Ken**, C, Houston, 1964  
 12 **Chandler, Chris**, QB, Washington, 1995-96  
 25 **Charles, John**, S, Purdue, 1971-74  
 57 **Cheek, Richard**, G, Auburn, 1972  
**Cheeks, B.W.**, RB, Texas Southern, 1965  
 79 **Childress, Ray**, DL, Texas A&M, 1985-95  
 55 **Cindrich, Ralph**, LB, Pittsburgh, 1973-75  
 42 **Clark, Boobie**, RB, Bethune-Cookman, 1979-80  
 96 **Clauss, Jared**, DT, Iowa, 2004-05  
 69 **Clayton, Zach**, DT, Auburn, 2011  
 31 **Cline, Doug**, LB, Clemson, 1960-66  
 24 **Clinton, Charles**, CB, San Jose State\*, 1987  
 29 **Coady, Rich**, S, Texas A&M, 2002  
 35 **Cobble, Eric**, RB, S.W. Texas State\*, 1987  
 16 **Cochrane, Kelly**, QB, Miami (Fla.), 1972  
 39 **Cole, Lee**, CB, Arizona State, 1996  
 87 **Cole, Linzy**, WR, Texas Christian, 1971  
 80 **Coleman, Chris**, WR, N.C. State, 2000-01  
 59 **Colman, Doug**, LB, Nebraska, 1999  
 87 **Coleman, Pat**, WR, Mississippi, 1990-94  
 47 **Coleman, Ronnie**, RB, Alabama A&M, 1974-81  
 5 **Collins, Kerry**, QB, Penn State, 2006-10  
 33 **Comella, Greg**, FB, Stanford, 2002  
 20 **Compton, Dick**, WR, McMurray, 1965  
 77 **Conover, Sean**, DE, Bucknell, 2006-07  
 78 **Cook, Anthony**, DE/DT, South Carolina State, 1995-98  
 89 **Cook, Jared**, TE, South Carolina, 2009-11  
 98 **Cooks, Rayford**, DE, North Texas State\*, 1987  
 8 **Cooper, Joe**, K, Cal-Berkeley, 1984  
 51 **Cordova, Jorge**, LB, Nevada, 2007  
 57 **Corker, John**, LB, Oklahoma State, 1980-82  
 33 **Cotney, Mark**, S, Cameron State, 1975  
 76 **Cowlings, Al**, LB, Southern California, 1973-74  
 40 **Craft, Donnie**, RB, Louisville, 1982-83  
 89 **Craig, Dobie**, WR, Howard Payne, 1964  
 48 **Cramer, Casey**, TE, Dartmouth, 2006-08  
 59 **Croyle, Phil**, LB, Cal-Berkeley, 1971-73  
 83 **Crumpler, Alge**, TE, North Carolina, 2008-09  
 78 **Culp, Curley**, DT, Arizona State, 1974-80  
 78 **Culpepper, Ed**, DT, Alabama, 1962-63  
 49 **Cunningham, Dick**, LB, Arkansas, 1973  
 53 **Curran, Rennie**, LB, Georgia, 2010  
 20 **Currier, Bill**, DB, South Carolina, 1977-79  
 50 **Curry, Bill**, C, Georgia Tech, 1973  
 81 **Curtis, Kevin**, WR, Utah State, 2011  
 80/53 **Cutsinger, Gary**, DE, Oklahoma State, 1962-68

**D**

13 **Daft, Kevin**, QB, California-Davis, 1999  
 87 **Darby, Al**, WR, Florida, 1976  
 85 **Darrington, Chris**, WR, Weber State\*, 1987  
 88 **Daum, Mitch**, TE, Wyoming, 1987  
 66 **Davidson, Greg**, C, North Texas, 1980-82  
 90 **Davidson, Kenny**, DE, Louisiana State, 1994-95  
**Davidson, Pete**, WR, Citadel, 1960  
 12 **Davis, Bob**, QB, Virginia, 1967-69  
 77 **Davis, Bruce**, T, UCLA, 1987-89  
 17 **Davis, Chris**, WR, Florida State, 2007-09  
 84 **Davis, Donnie**, TE, Southern, 1970  
 72 **Davis, Hall**, DE, Louisiana-Lafayette, 2010  
 73 **Davis, John**, G/C, Georgia Tech, 1987-88

58 **Davis, Marvin**, LB, Southern, 1974  
 30 **Davis, Mike**, CB, Cincinnati, 1994  
 86/84 **Davis, Willie**, WR, Central Arkansas, 1996-98  
 34/33 **Dawkins, Joe**, RB, Wisconsin, 1970-71, 1976  
 66 **Dawson, Doug**, G, Texas, 1990-93  
 20 **Dawson, Rhett**, WR, Florida State, 1972  
 67 **Dean, Jimmy**, DE, Texas A&M, 1978  
 3 **Del Greco, Al**, K, Auburn, 1991-00  
 23 **Dempsey, Tom**, K, Palomar J.C., 1977  
 88 **Dewveall, Willard**, TE, Southern Methodist, 1961-64  
 35 **Dickenson, Bo**, RB, Southern Mississippi, 1963  
 10 **Dickey, Lynn**, QB, Kansas State, 1971-75  
 9 **Dietrich, John**, K, Ball State\*, 1987  
 66/64 **DiNapoli, Gennaro**, G, Virginia Tech, 2000-02  
 81 **Dirden, Johnnie**, WR, Sam Houston, 1978  
 28 **Dishman, Cris**, CB, Purdue, 1988-96  
 64 **Dixon, Joe**, DT, Tulsa, 1987  
 50 **Dodge, Kirk**, LB, Nevada-Las Vegas, 1986  
 71 **Domres, Tom**, DT, Wisconsin, 1968-71  
 31 **Donaldson, Jeff**, S, Colorado, 1984-89  
 77 **Donnalley, Kevin**, T/G, North Carolina, 1991-97  
 57 **Dorenbos, Jon**, LS, Texas El-Paso, 2005-06  
 69 **Dorris, Andy**, DE, New Mexico State, 1977-81  
 30/33 **Dorsett, Anthony**, CB, Pittsburgh, 1996-99  
 21 **Douglas, John**, CB, Texas Southern, 1969-70  
 99 **Douglas, Marques**, DT, Howard, 2010  
 88 **Dressel, Chris**, TE, Stanford, 1983-86  
 82/85 **Drewrey, Willie**, WR, West Virginia, 1985-88, '93  
 75 **Drungo, Elbert**, T, Tennessee State, 1969-77  
 30 **Dukes, Mike**, LB, Clemson, 1960-63  
 38 **Dumas, Mike**, S, Indiana, 1991-93  
 31 **Duncan, Brian**, RB, Southern Methodist, 1978  
 80 **Duncan, Curtis**, WR, Northwestern, 1987-93  
 11 **Duniven, Tom**, QB, Texas Tech, 1977-78  
 91 **Dunn, Anthony**, DE, Northern Colorado, 2003  
 77 **Durand, Ryan**, G, Syracuse, 2010  
 22 **Dyson, Andre**, CB, Utah, 2001-04  
 87 **Dyson, Kevin**, WR, Utah, 1998-02

**E**

26 **Eaglin, Larry**, CB, Stephen F. Austin, 1973  
 82 **Ealy, Biren**, WR, Houston, 2007  
 21 **Eason, Bo**, S, California-Davis, 1984-87  
 75 **Eatman, Irv**, T, UCLA, 1995-96  
 21 **Eaton, Tracey**, S, Portland State, 1988-89  
 20/36 **Echols, Mike**, CB, Wisconsin, 2002-04  
 87 **Eccles, Scott**, TE, E. New Mexico\*, 1987  
 19 **Edison, Dominique**, WR, Stephen F. Austin, 2009  
 87 **Edwards, Emmett**, WR, Kansas, 1975  
 35/32 **Edwards, Stan**, RB, Michigan, 1982-86  
 26 **Elkins, Lawrence**, WR, Baylor, 1965-68  
 6 **Elkins, Mike**, QB, Wake Forest, 1992  
 85 **Ellender, Richard**, WR, McNeese State, 1979  
 8 **Elling, Aaron**, K, Wyoming, 2004  
 60 **El-Mashtoub, Hicham**, C, Arizona, 1995-96  
 96 **Embray, Keith**, DE, Utah, 2000-01  
 52 **Ena, Justin**, LB, Brigham Young, 2004  
 91 **Evans, Josh**, DT, Alabama Birmingham, 1995-99, 2001  
 86 **Evans, Robert**, E, Texas A&M, 1965  
 73 **Evans, Norman**, T, Texas Christian, 1965  
 78 **Eyre, Nick**, T, Brigham Young, 1981

**F**

29 **Fairley, Leonard**, S, Alcorn A&M, 1974  
 51 **Fairs, Eric**, LB, Memphis State, 1986-91  
 86 **Fanning, Stan**, DE, Idaho, 1964  
 67 **Fanucci, Mike**, DE, Arizona State, 1973  
 20 **Farr, Miller**, CB, Wichita State, 1967-69  
 96/57 **Faryniarz, Brett**, LB, San Diego State, 1994  
 71 **Faulkner, Stanley**, T, Texas, 1964  
 51 **Favors, Greg**, LB, Mississippi State, 1999-01

## ALL-TIME PLAYER ROSTER

74 **Ferguson, Gene**, T, Norfolk State, 1971-72  
 77 **Fields, Angelo**, T, Michigan State, 1980-81  
 31 **Finnegan, Cortland**, CB, Samford, 2006-11  
 94 **Fisher, Bryce**, DE, Air Force, 2007  
 70/60 **Fisher, Ed**, G, Arizona State, 1974-82  
 97 **Fisk, Jason**, DT, Stanford, 1999-01  
 55 **Flannery, John**, G/C, Syracuse, 1991-94  
 44 **Fleming, Troy**, FB, Tennessee, 2004-05  
 75 **Floyd, Don**, DE, Texas Christian, 1960-68  
 83 **Floyd (Seabron), Malcolm**, WR, Fresno State, 1994-96  
 11/13 **Foote, James**, QB, Delaware Valley, 1974, '76  
 88 **Ford, Bernard**, WR, Central Florida, 1990  
 92 **Ford, Henry**, DE, Arkansas, 1994-02  
 78 **Ford, Jacob**, DE, Central Arkansas, 2007-10  
 89 **Foster, Eddie**, WR, Houston 1977-78  
 78 **Foster, Jerome**, DE, Ohio State, 83-84  
**Fowler, Delbert**, LB, West Virginia, 1981  
 53 **Fowler, Jerry**, G, N.W. Louisiana, 1964  
 52 **Fowler, Ryan**, LB, Duke, 2007-08  
 59 **Fox, Scott**, LB, Austin Peay\*, 1987  
 77 **France, Doug**, T, Ohio State, 1983-84  
 62 **Franklin, Jerrell**, G, Southern\*, 1987  
 28 **Frazier, Charles**, WR, Texas Southern, 1962-68  
 56 **Frazier, Wayne**, C, Auburn, 1965  
 83/74 **Frazier, Willie**, TE, Arkansas A&M, 1964-65, '71, '75  
 94 **Frederick, Mike**, DE, Virginia, 1999  
 69 **Freelon, Solomon**, G, Grambling, 1972-74  
 62 **Frey, Dick**, G, Texas A&M, 1961  
 93 **Frisch, Byron**, DE, Brigham Young, 2000  
 16 **Fritsch, Toni**, K, None, 1977-81  
 55 **Frongillo, John**, C, Baylor, 1962-66  
 22 **Fuller, Vincent**, S, Virginia Tech, 2005-10  
 95 **Fuller, William**, DE, North Carolina, 1986-93  
 66 **Funchess, Tom**, T, Jackson State, 1971-73  
 17 **Furrer, Will**, QB, Virginia Tech, 1995

## G

12 **Gage, Justin**, WR, Missouri, 2007-10  
 35 **Ganther, Quinton**, RB, Utah, 2006-08  
 8 **Garcia, Teddy**, K, N.E. Louisiana, 1990  
 30 **Gardner, Rich**, CB, Penn State, 2004-05  
 59 **Gardner, Gilbert**, LB, Purdue, 2007  
 82 **Garrison, Gary**, WR, San Diego State, 1977  
 38 **Gehring, Mark**, TE, Eastern Washington\*, 1987  
 73 **Geisinger, Justin**, C/G, Vanderbilt, 2006  
 27 **George, Eddie**, RB, Ohio State, 1996-03  
 35/26 **George, Spencer**, RB, Rice, 1997-99  
 3 **Gerela, Roy**, K, New Mexico State, 1969-70  
 29 **Germany, Willie**, S, Morgan State, 1975  
 13 **Gesser, Jason**, QB, Washington State, 2003  
 88 **Giles, Jimmie**, TE, Alcorn, 1977  
 87 **Givens, David**, WR, Notre Dame, 2006-07  
 81 **Givins, Ernest**, WR, Louisville, 1986-94  
 27 **Glick, Freddy**, S, Colorado State, 1961-66  
 54 **Glover, Phil**, LB, Utah, 1999  
 56 **Godfrey, Randall**, LB, Georgia, 2000-02  
 68 **Golic, Mike**, DT, Notre Dame, 1985-87  
 69/68 **Goode, Tom**, C, Mississippi State, 1962-65  
 68 **Goodman, Brian**, G, UCLA, 1973-74  
 99/96 **Gordon, Amon**, DT, Stanford, 2008, 2010  
 47 **Gordon, Bobby**, S, Tennessee, 1960  
 8 **Gossett, Jeff**, P, Eastern Illinois, 1987  
 93 **Graf, Rick**, LB, Wisconsin, 1991-92  
 60 **Graham, Aaron**, C, Nebraska, 2002  
 86 **Graham, Daniel**, TE, Colorado, 2011  
 32 **Granger, Hoyle**, RB, Mississippi State, 1966-70, '72  
 62 **Grant, Ken**, G, Howard Payne, 1970  
 21 **Gray, Jerry**, CB, Texas, 1992  
 74 **Gray, Leon**, OT, Jackson State, 1979-81  
 21 **Gray, Mel**, KR/WR, Purdue, 1995-97  
 65 **Greaves, Gary**, DE, Miami (Fla.), 1960  
 11 **Green, Dave**, P, Ohio, 1973

20 **Green, Mike**, RB, Houston, 2000-02  
 36 **Gresham, Bob**, RB, West Virginia, 1973-74  
 33 **Griffin, Michael**, S, Texas, 2007-11  
 22 **Griffin, Larry**, DB, North Carolina, 1986  
 59 **Grimsley, John**, LB, Kentucky, 1984-90  
 89 **Groman, Bill**, WR, Heidelberg, 1960-62, '66  
 81 **Groth, Jeff**, WR, Bowling Green, 1979-80  
 57 **Gruneisen, Sam**, C, Villanova, 1973  
 85 **Guenther, Gregg**, TE, Southern California, 2005  
 46 **Guy, Buzz**, G, Duke, 1961  
 43 **Guidry, Paul**, LB, McNeese State, 1973  
 43 **Guzik, John**, LB, Pittsburgh, 1961

## H

70 **Haayer, Adam**, OT, Minnesota, 2001  
 21 **Hadl, John**, QB, Kansas, 1976-77  
 86 **Hagwood, Rickey**, DE, South Carolina\*, 1987  
 93 **Haik, Mac**, WR, Mississippi, 1968-71  
 45 **Halapin, Mike**, DT, Pittsburgh, 1996-97  
 61 **Hall, Ahmard**, FB, Texas, 2006-11  
 97 **Hall, Barry**, OT, Middle Tennessee State, 2001  
 21 **Hall, Carlos**, DE, Arkansas, 2002-04  
 51 **Hall, Ken**, RB, Texas A&M, 1960-61  
 90 **Hall, Lemanski**, LB, Alabama, 1994-97  
 82 **Hamm, Bob**, DE, Nevada-Reno, 1983-84  
 30 **Hannah, Travis**, WR, Southern California, 1993-95  
 33 **Hardeman, Don**, RB, Texas A&I, 1975-77  
 23 **Harmon, Ronnie**, RB, Iowa, 1996-97  
 20 **Harper, Jamie**, RB, Clemson, 2011  
 86 **Harper, Nick**, CB, Fort Valley State, 2007-09  
 88 **Harris, Corey**, WR, Vanderbilt, 1992  
 61 **Harris, Jackie**, TE, N.E. Louisiana, 1998-99  
 80/83 **Harris, Larry**, G, Oklahoma State, 1978  
 64 **Harris, Leonard**, WR, Texas Tech, 1987-93  
 48 **Harris, Leroy**, G/C, N.C. State, 2007-11  
 26 **Harris, Odie**, S/CB, Sam Houston State, 1995  
 88/47 **Harris, Tuff**, DB, Montana, 2008  
 36 **Hartsock, Ben**, TE, Ohio State, 2006-07  
 77 **Hartwig, Carter**, DB, Southern California, 1979-84  
 54/88 **Hartwig, Justin**, G, Kansas, 2002-05  
 70 **Harvey, Claude**, LB, Prairie View, 1970-71  
 8 **Harvey, Jim**, G, Mississippi, 1972  
 21 **Hasselbeck, Matt**, QB, Boston College, 2011  
 70 **Hatchett, Derrick**, CB, Texas, 1983  
 56 **Hatfield, Mark**, T, Bishop's (Que.), 1995  
 35 **Havig, Dennis**, G, Colorado, 1976  
 87 **Hawkins, Chris**, CB, Louisiana State, 2011  
 86 **Hawkins, Lavelle**, WR, California, 2008-11  
 75 **Hawkins, Nat**, WR, Nevada-Las Vegas, 1975  
 49 **Haye, Jovan**, DT, Vanderbilt, 2009-10  
 62 **Hayes, Chad**, TE, Maine, 2002  
 71 **Hayes, Jim**, DT, Jackson State, 1965-66  
 95 **Hayes, Melvin**, T, Mississippi State, 1996-97  
 70 **Hayes, William**, DE, Winston-Salem State, 2008-11  
 13 **Hayman, Conway**, G, Delaware, 1975-80  
 92/91 **Haymond, Alvin**, S, Southern, 1973  
 38 **Haynesworth, Albert**, DT, Tennessee, 2002-08  
 72 **Hebert, Jason**, S, Rice, 2002  
 53 **Helluin, Jerry**, DT, Tulane, 1960  
 44 **Henderson, Thomas**, LB, Langston, 1980  
 37/87 **Hendrickson, Steve**, HB/F, California, 1995  
 42 **Hennigan, Charles**, WR, N.W. Louisiana, 1960-66  
 20 **Henry, Chris**, RB, Arizona, 2007-09  
 15 **Henry, Travis**, RB, Tennessee, 2005-06  
 73 **Hentrich, Craig**, P/K, Notre Dame, 1998-2009  
 41 **Herchman, Bill**, DT, Texas Tech, 1962  
 28 **Herndon, Kelly**, CB, Toledo, 2007  
 42 **Hicks, Dwone**, RB, Middle Tennessee State, 2003  
 33 **Hicks, Skip**, RB, UCLA, 2001  
 32 **Hicks, W.K.**, CB, Texas Southern, 1964-69  
 61 **Highsmith, Alonzo**, FB, Miami (Fla.), 1987-89  
 61 **Highsmith, Walter**, T, Florida A&M, 1972

## ALL-TIME PLAYER ROSTER

80	<b>Hill, Darrell</b> , WR, Northern Illinois, 2002-04	11	<b>Johnson, Lee</b> , P, Brigham Young, 1985-87
85	<b>Hill, Drew</b> , WR, Georgia Tech, 1985-91	97	<b>Johnson, Mike</b> , DE, Illinois, 1984-85
23	<b>Hill, Greg</b> , CB, Oklahoma State, 1983	44	<b>Johnson, Quinn</b> , FB, Louisiana State, 2011
72	<b>Hill, Kent</b> , G, Georgia Tech, 1986-87	38	<b>Johnson, Rich</b> , RB, Illinois, 1969
21	<b>Hill, Reynaldo</b> , CB Florida, 2005-08	23	<b>Johnson, Richard</b> , CB, Wisconsin, 1985-92
78/70	<b>Hines, Glen Ray</b> , T, Arkansas, 1966-70	32	<b>Johnson, Robert</b> , S, Utah, 2010-11
87	<b>Hinton, Eddie</b> , WR, Oklahoma, 1973	13	<b>Johnson, Stafon</b> , RB, Southern California, 2010
27	<b>Hoage, Terry</b> , S, Georgia, 1993	45	<b>Johnson, Tracy</b> , FB, Clemson, 1989
53	<b>Hoaglin, Fred</b> , C, Pittsburgh, 1974-75	57	<b>Johnson, Walter</b> , LB, Louisiana Tech, 1987-88
3	<b>Hodges, Reggie</b> , P, Ball State, 2009	41	<b>Johnston, Mark</b> , CB, Northwestern, 1960-63
36/34	<b>Hoffman, Dalton</b> , RB, Baylor, 1964	40/18	<b>Joiner, Charlie</b> , WR, Grambling, 1969-72
35	<b>Holcombe, Robert</b> , RB, Illinois, 2002-04	57	<b>Joiner, Tim</b> , LB, Louisiana State, 1983-84
	<b>Holigan, Henry</b> , RB, Bishop College, 1963	40	<b>Jolley, Lewis</b> , RB, North Carolina, 1972-73
99	<b>Holmes, Kenny</b> , DE, Miami (Fla.), 1997-00	81	<b>Jones, Brandon</b> , WR, Oklahoma, 2005-08
79	<b>Holmes, Pat</b> , DE, Texas Tech, 1966-72	25	<b>Jones, Gene</b> , CB, Rice, 1961
39/36	<b>Holmes, Robert</b> , RB, Southern, 1971, 1975	61	<b>Jones, Harris</b> , G, J.C. Smith, 1973-74
84	<b>Holston, Mike</b> , WR, Morgan State, 1981-84	91	<b>Jones, Jason</b> , DT, Eastern Michigan, 2008-11
37	<b>Hood, Rod</b> , CB, Auburn, 2009-10	57	<b>Jones, Lenoy</b> , LB, Texas Christian, 1996-98
24	<b>Hope, Chris</b> , S, Florida State, 2006-11	84	<b>Jones, Mark</b> , WR, Tennessee, 2009
28	<b>Hopkins, Andy</b> , RB, Stephen F. Austin, 1971	96	<b>Jones, Mike</b> , DT/DE, N.C. State, 1999
72	<b>Hopkins, Brad</b> , T, Illinois, 1993-05	32	<b>Jones, Pacman</b> , CB, West Virginia, 2005-06
36	<b>Hopkins, Roy</b> , RB, Texas Southern, 1967-71	27/19	<b>Jones, Quintin</b> , S, Pittsburgh, 1989-90
29	<b>Houston, Ken</b> , S, Prairie View, 1967-72	96	<b>Jones, Sean</b> , DE, Northeastern, 1988-93
90	<b>Howard, Marcus</b> , DE, Georgia, 2010	11	<b>Jones, Spike</b> , P, Georgia, 1970
66	<b>Howell, Pat</b> , G, Southern California, 1983-85	82	<b>Jones, Tony</b> , WR, Texas, 1990-91, 1993
6	<b>Howfield, Ian</b> , K, Tennessee, 1991	30	<b>Jones, Victor</b> , RB, Louisiana State, 1990-91
11	<b>Humphrey, Buddy</b> , QB, Baylor, 1966	71	<b>Jones, Willie</b> , DE, Kansas State, 1967
97/51	<b>Hunt, Calvin</b> , C, Baylor, 1972-73	31	<b>Joyner, Larry</b> , S, Minnesota*, 1987
50	<b>Hunt, Daryl</b> , LB, Oklahoma, 1979-84	38	<b>Joyner, Willie</b> , RB, Maryland, 1984
72	<b>Hunt, Kevin</b> , T, Doane (Neb.), 1973-77		
61	<b>Hunt, Purvis</b> , G/T, Mississippi State, 1995-96		
30	<b>Hunter, Herman</b> , RB, Tennessee State, 1987		
25	<b>Hunter, Torey</b> , CB, Washington State, 1995		
82	<b>Husmann, Ed</b> , DT, Nebraska, 1961-65		
	<b>I</b>		
38	<b>Ittersagen, Pete</b> , CB, Wheaton, 2010		
28	<b>Iwuoma, Chidi</b> , CB, California, 2007		
	<b>J</b>		
39	<b>Jackson, Andrew</b> , RB, Iowa State, 1987	26	<b>Kaesviharn, Kevin</b> , S, Augustana (S.D.), 2009
46	<b>Jackson, Bob</b> , RB, New Mexico State, 1964	31	<b>Kafentzis, Kurt</b> , S, Hawaii*, 1987
84	<b>Jackson, Chris</b> , WR, Washington State, 2000	55	<b>Kassell, Brad</b> , LB, N. Texas State, 2002-05
86	<b>Jackson, Kenny</b> , WR, Penn State, 1989	22	<b>Kay, Bill</b> , CB, Purdue, 1981-83
33	<b>Jackson, Ray</b> , RB, Cincinnati, 2003	90	<b>Kearse, Jevon</b> , DE, Florida, 1999-03, 2008-09
41	<b>Jackson, Sean</b> , RB, Florida State, 1994	59	<b>Keglar, Stanford</b> , LB, Purdue, 2008-09
24	<b>Jackson, Steve</b> , CB, Purdue, 1991-99	62	<b>Kellemeyer, Doug</b> , G, Brigham Young*, 1987
84	<b>Jacobs, Ray</b> , DT, Howard Payne, 1963	58	<b>Kelley, Mike</b> , C/G, Notre Dame, 1985-87
49	<b>James, Arrike</b> , TE, Delta State, 1987	73/72	<b>Kelly, Bob</b> , DT, New Mexico State, 1961-63
6	<b>James, John</b> , P, Florida, 1982-84	4	<b>Kempf, Florian</b> , K, Pennsylvania, 1982-84
70	<b>Jamison, Al</b> , T, Colgate, 1960-62	34	<b>Kendall, Chuck</b> , S, UCLA, 1960
23	<b>Jancik, Bobby</b> , S, Lamar Tech, 1962-67	67/71	<b>Kennard, Ken</b> , DE, Angelo State, 1977-83
47	<b>Jaquess, Pete</b> , CB, New Mexico, 1964-65	27	<b>Kennedy, Mike</b> , DB, Toledo, 1984
21	<b>Jefferson, Charles</b> , DB, McNeese State, 1979-80	86	<b>Kent, Joey</b> , WR, Tennessee, 1997-99
53	<b>Jefferson, Thad</b> , LB, Hawaii*, 1987	18	<b>Kerbow, Randy</b> , WR, Rice, 1963-64
84/80	<b>Jeffries, Haywood</b> , WR, N.C. State, 1987-95	6	<b>Kern, Brett</b> , P, Toledo, 2009-11
60	<b>Jenkins, Al</b> , G, Morris Brown, 1973	50/52	<b>Kidd, Billy</b> , C, Houston, 1987
25	<b>Jenkins, DeRon</b> , CB, Tennessee, 2001	50	<b>Killens, Terry</b> , LB, Penn State, 1996-00
21	<b>Johns, Pete</b> , S, Tulane, 1967-69	27	<b>Kinard, Terry</b> , S, Clemson, 1990
15	<b>Johnson, Al</b> , S, Cincinnati, 1972-78		<b>Kinderman, Keith</b> , RB, Florida State, 1963, 1965
99	<b>Johnson, Antonio</b> , DT, Mississippi State, 2007	50/53/57	<b>Kiner, Steve</b> , LB, Tennessee, 1974-78
86	<b>Johnson, Alex</b> , WR, Miami (Fla.), 1991	46	<b>King, Claude</b> , RB, Houston, 1961
33	<b>Johnson, Benny</b> , CB, J.C. Smith, 1970-73	30	<b>King, Eric</b> , CB, Wake Forest, 2006-08
84	<b>Johnson, Billy</b> , WR/KR, Widener, 1974-80	30	<b>King, Kenny</b> , RB, Oklahoma, 1979
57	<b>Johnson, Byron</b> , LB, Baylor*, 1987	88	<b>Kinney, Erron</b> , TE, Florida, 2000-06
12	<b>Johnson, Charley</b> , QB, New Mexico State, 1970-71	89	<b>Kinney, George</b> , DE, Wylie, 1965
28	<b>Johnson, Chris</b> , RB, East Carolina, 2008-11	79	<b>Kirk, Ernest</b> , DE, Howard Payne, 1977
12	<b>Johnson, Doug</b> , QB, Florida, 2004	72	<b>Klotz, Jack</b> , T, Penn State, 1964
90	<b>Johnson, Ezra</b> , DE, Morris Brown, 1990-91	97	<b>Klug, Karl</b> , DT, Iowa, 2011
35	<b>Johnson, John H.</b> , RB, Arizona State, 1966	21	<b>Knight, Leander</b> , S, Montclair State, 1990
22	<b>Johnson, Kenny</b> , S, Mississippi State, 1986-89	25	<b>Knoff, Kurt</b> , DB, Kansas, 1977-78
		99	<b>Kocurek, Kris</b> , DT, Texas Tech, 2001-02
		72	<b>Koncar, Mark</b> , T, Colorado, 1982
		56	<b>Kozak, Scott</b> , LB, Oregon, 1989-93
		57	<b>Kramer, Jordan</b> , LB, Idaho, 2003-04
		17	<b>Krieg, Dave</b> , QB, Milton (Wisc.), 1997-98
		70	<b>Kropog, Troy</b> , OL, Tulane, 2009-10
		37	<b>Kush, Rod</b> , S, Nebraska-Omaha, 1985-86

## ALL-TIME PLAYER ROSTER

	<b>L</b>		
91	<b>LaBoy, Travis</b> , DE, Hawaii, 2004-07	89	<b>McCloskey, Mike</b> , TE, Penn State, 1983-85
99	<b>Ladd, Ernie</b> , DT, Grambling, 1966	71	<b>McCollum, Bubba</b> , DT, Kentucky, 1974
73/72	<b>Lanphear, Dan</b> , DE, Wisconsin, 1960, 1962	59	<b>McConnell, Brian</b> , LB, Michigan, 1973
34	<b>Laraway, Jack</b> , LB, Purdue, 1961	30	<b>McCourty, Jason</b> , CB, Rutgers, 2009-11
	<b>Larkin, Eric</b> , T, Miami (Fla.)*, 1987	28	<b>McCullough, George</b> , CB, Baylor, 1997-99
57	<b>Lathon, Lamar</b> , LB, Houston, 1990-94		<b>McDaniel, Wahoo</b> , LB, Oklahoma, 1960
66	<b>Layman, Jason</b> , T/G, Tennessee, 1996-99	84	<b>McDole, Ron</b> , DE, Nebraska, 1962
83	<b>Leach, Mike</b> , TE, William & Mary, 2000-01	31	<b>McDonald, Keith</b> , WR, San Jose State*, 1987
15	<b>Lee, Jacky</b> , QB, Cincinnati, 1960-63, 1966-67	25	<b>McDowell, Bubba</b> , S, Miami (Fla.), 1989-94
86	<b>Ledbetter, Monte</b> , WR, N.W. Louisiana, 1967	64	<b>McFadin, Bud</b> , DT, Texas, 1964-65
62	<b>LeMoine, Jim</b> , G, Utah State, 1968-69	42	<b>McGarrahan, Scott</b> , S, New Mexico, 2003-04
23	<b>LeVias, Jerry</b> , WR, Southern Methodist, 1969-70	95	<b>McGhee, Kanavis</b> , DE, Colorado, 1995
29	<b>Lewis, Darryll</b> , CB, Arizona, 1991-98	87	<b>McKeehan, James</b> , TE, Texas A&M, 1995-97
37/55	<b>Lewis, Jess</b> , LB, Oregon State, 1970	81	<b>McLeod, Bob</b> , TE, Abilene Christian, 1961-65
55	<b>Lewis, Richard</b> , LB, Portland State, 1972	26	<b>McMillian, Audrey</b> , CB, Houston, 1985-87
49	<b>Lewis, Roderick</b> , TE, Arizona, 1994-97	9	<b>McNair, Steve</b> , QB, Alcorn State, 1995-05
80	<b>Little, John</b> , DT, Oklahoma State, 1975-76	37/48	<b>McNair, Todd</b> , RB/FB, Temple, 1994-95
36	<b>Little, Rafael</b> , RB, Kentucky, 2008	89	<b>McNeil, Gerald</b> , WR, Baylor, 1990
10	<b>Locker, Jake</b> , QB, Washington, 2011	86	<b>McNeil, Clifton</b> , WR, Grambling, 1973
58	<b>Logan, James</b> , LB, Memphis, 1995	6	<b>McPherson, Don</b> , QB, Syracuse, 1990
60	<b>Long, Kevin</b> , C, Florida State, 1998-01	51	<b>McRath, Gerald</b> , LB, Southern Mississippi, 2009-11
99	<b>Long, Rien</b> , DT, Washington State, 2003-06	26	<b>Meadows, Darryl</b> , DB, Toledo, 1983-84
70	<b>Loper, Daniel</b> , OT, Texas Tech, 2005-08	91	<b>Meads, Johnny</b> , LB, Nicholls State, 1984-92
58/51/53	<b>Lou, Ron</b> , C, Arizona State, 1972-73, '76	84	<b>Meier, Shad</b> , TE, Kansas State, 2001-04
36	<b>Love, Jamar</b> , CB, Arkansas, 2009	74/76	<b>Meredith, Dudley</b> , DT, Lamar Tech, 1963, 1968
12	<b>Loveall, Calvin</b> , CB, Idaho, 1988	29/12	<b>Merkins, Guido</b> , DB/WR, Sam Houston State, 1978-80
37	<b>Lowry, Calvin</b> , S, Penn State, 2006-07	54	<b>Meyer, John</b> , LB, Notre Dame, 1966-67
10	<b>Luck, Oliver</b> , QB, West Virginia, 1982-86	77	<b>Michael, Rich</b> , T, Ohio State, 1960-66
32	<b>Lumpkin, Ron</b> , CB, Arizona State, 1975	76	<b>Mikolas, Doug</b> , NT, Portland State, 1988
40	<b>Lundy, Dennis</b> , RB, Northwestern, 1995	84	<b>Miller, Bill</b> , DT, New Mexico Highlands, 1962
28	<b>Lyday, Allen</b> , S, Nebraska, 1984-87	66	<b>Miller, Clay</b> , T, Michigan*, 1987
93	<b>Lyles, Robert</b> , LB, Texas Christian, 1984-90	71	<b>Miller, Fred</b> , T, Baylor, 2000-04
98	<b>Lyons, Pratt</b> , DT/DE, Troy State (Ala.), 1997-98	4	<b>Miller, Josh</b> , P, Arizona, 2007-08
		62	<b>Miller, Ralph</b> , G, Alabama State, 1972-73
	<b>M</b>	48/35/55	<b>Mills, John Henry</b> , TE/LB, Wake Forest, 1993-96
98	<b>Madsen, Lynn</b> , DE, Washington, 1986	12	<b>Milstead, Charles</b> , QB, Texas A&M, 1960-61
78	<b>Maggs, Don</b> , T/G, Tulane, 1986-92	16/89	<b>Miotke, Frank</b> , WR, Grand Valley State, 1990
94	<b>Mahelona, Jesse</b> , DT, Tennessee, 2006-07	30	<b>Mitchell, Donald</b> , CB, Southern Methodist, 1999-02
22	<b>Majors, Joe</b> , DB, Florida State, 1960	41	<b>Mitchell, Leroy</b> , CB, Texas Southern, 1969-70
50	<b>Malast, Kevin</b> , LB, Rutgers, 2011	97	<b>Mix, Bryant</b> , DT, Alcorn State, 1996-97
8	<b>Manning, Archie</b> , QB, Mississippi, 1982-83	94	<b>Montgomery, Glenn</b> , DT, Houston, 1989-95
50	<b>Maples, Bobby</b> , C, Baylor, 1965-70	9	<b>Montgomery, Greg</b> , P, Michigan State, 1988-93
5	<b>Marcol, Chester</b> , K, Hillsdale, 1980	24	<b>Montgomery, Mike</b> , WR, Kansas State, 1974
62	<b>Marcontell, Ed</b> , G, Lamar Tech, 1967	1	<b>Moon, Warren</b> , QB, Washington, 1984-93
83	<b>Mariani, Marc</b> , WR, Montana, 2010-11	32	<b>Moore, Ricky</b> , FB, Alabama*, 1987
94	<b>Marks, Sen'Derrick</b> , DT, Auburn, 2009-11	22	<b>Moore, Zeke</b> , CB, Lincoln, 1967-77
77	<b>Marshall, Rich</b> , DT, Stephen F. Austin, 1967-68	76	<b>Moran, Eric</b> , T, Washington, 1984-86
58	<b>Marshall, Wilber</b> , LB, Florida, 1993	90	<b>Morgan, Derrick</b> , DE, Georgia Tech, 2010-11
94	<b>Martin, Charles</b> , DT, Livingston, 1987	67	<b>Morgan, Karl</b> , DT, UCLA, 1986
20	<b>Martin, Emanuel</b> , CB, Alabama State, 1993	30	<b>Moriarty, Larry</b> , FB, Notre Dame, 1983-86
68	<b>Martin, Matt</b> , T, Kansas State, 2002-03	6	<b>Moroski, Mike</b> , QB, California-Davis, 1985
56/51	<b>Marts, Lonnie</b> , LB, Tulane, 1997-98	28	<b>Morris, Aric</b> , S, Michigan State, 2000-02
13/85	<b>Mason, Derrick</b> , WR, Michigan State, 1997-04	50	<b>Morris, Dennit</b> , LB, Oklahoma, 1960-61
47	<b>Maston, Le'Shai</b> , RB, Baylor, 1993-94		<b>Morrison, Ron</b> , T, New Mexico, 1960
76	<b>Mathews, Jason</b> , T, Texas A&M, 1998-04	11	<b>Moseley, Mark</b> , K, Stephen F. Austin, 1971-72
74	<b>Mathews, Bruce</b> , G/C/T, Southern California, 1983-01	84	<b>Moss, Randy</b> , WR, Marshall, 2010
60	<b>Mathews, Kevin</b> , C, Texas A&M, 2010-11	83	<b>Moulds, Eric</b> , WR, Mississippi State, 2007
11	<b>Mathews, Steve</b> , QB, Memphis State, 1998	29	<b>Mouton, Ryan</b> , CB, Hawaii, 2009-11
78	<b>Matuszak, John</b> , DT, Tampa, 1973		<b>Mrosko, Bob</b> , TE, Penn State, 1989
55	<b>Mauck, Carl</b> , C, Southern Illinois, 1975-81	80	<b>Mullins, Eric</b> , WR, Stanford, 1984-85
8	<b>Mauck, Matt</b> , QB, Louisiana State, 2005	63	<b>Munchak, Mike</b> , G, Penn State, 1982-93
68	<b>Mawae, Kevin</b> , C, Louisiana State, 2006-09	50/53	<b>Murdock, Guy</b> , C, Michigan, 1972
42	<b>Maxwell, Tommy</b> , S, Texas A&M, 1974	15	<b>Murdock, O.J.</b> , WR, Fort Hays State, 2011
77	<b>Mayes, Ben</b> , DT, Drake, 1969	56	<b>Murphy, Mike</b> , LB, S.W. Missouri State, 1979
80	<b>Mayo, Ron</b> , TE, Morgan State, 1973	77	<b>Musgrove, Spain</b> , DT, Utah State, 1970
86	<b>Mays, Damon</b> , WR, Missouri, 1992-93	32	<b>Myers, Bobby</b> , S, Wisconsin, 2000-02
81	<b>McAddley, Jason</b> , WR, Alabama, 2004		
60	<b>McCanless, Jim</b> , G, Clemson, 1960		<b>N</b>
78	<b>McCants, Keith</b> , DE, Alabama, 1993-94	57	<b>Nande, Terna</b> , LB, Miami (Ohio), 2006
86/19	<b>McCareins, Justin</b> , WR, Northern Illinois, 2001-03, 2008	14	<b>Naponic, Bob</b> , QB, Illinois, 1970
52	<b>McCarthy, Colin</b> , LB, Miami, 2011	42	<b>Nash, Damien</b> , RB, Missouri, 2005
		48	<b>Natkin, Brian</b> , TE, Texas El-Paso, 2001

## ALL-TIME PLAYER ROSTER

41 **Neal, Lorenzo**, FB, Fresno State, 1999-00  
 6 **Nedney, Joe**, K, San Jose State, 2001-04  
 75 **Neil, Kenny**, DE, Iowa State\*, 1987  
 22 **Nelson, Benny**, S, Alabama, 1964  
 83 **Nery, Ron**, DE, Kansas State, 1963  
 26 **Newsom, Tony**, CB, Stephen F. Austin, 1987  
 46 **Nicholson, Oliver**, LB, Texas Southern, 1975  
 23 **Nickey, Donnie**, S, Ohio State, 2003-10  
 14 **Nielsen, Gifford**, QB, Brigham Young, 1978-83  
 14 **Nix, Kent**, QB, Texas Christian, 1972  
 64 **Norgard, Erik**, C/G, Colorado, 1990-98  
 43 **Norton, Jim**, S, Idaho, 1960-68  
 93 **Nunley, Jeremy**, DE, Alabama, 1994-95

## O

98 **Odom, Antwan**, DE, Alabama, 2004-07  
 52 **Odom, Sammy**, LB, N.W. Louisiana, 1964  
 14 **O'Donnell, Neil**, QB, Maryland, 1999-03  
 37 **Olerich, Dave**, LB, San Francisco, 1971  
 39 **Oliver, Hubert**, FB, Arizona, 1987  
 75 **Olson, Benji**, G, Washington, 1998-07  
 45 **Onesti, Larry**, LB, Northwestern, 1962-65  
 26 **Orlando, Bo**, S, West Virginia, 1990-94  
 85 **Orr, Jonathan**, WR, Wisconsin, 2006  
 67 **Otto, Bob**, DE, Idaho State\*, 1987  
 66 **Otto, Mike**, T, Purdue, 2007-11  
 40 **Ours, Wes**, FB, West Virginia, 2001  
 71 **Owens, Joe**, DE, Alcorn State, 1976

## P

62 **Page, Craig**, C, Georgia Tech, 1999  
 74 **Parker, Willie**, DT, Arkansas AM&N, 1967-70  
 32/20 **Parks, Billy**, WR, Cal State-Long Beach, 1973-75  
 83 **Parks, Dave**, WR, Texas Tech, 1973  
 89 **Parks, Jeff**, TE, Auburn, 1986-87  
 30 **Parrish, Bernie**, CB, Florida, 1966  
 18 **Parsley, Cliff**, P, Oklahoma State, 1977-82  
 7 **Pastorini, Dan**, QB, Santa Clara, 1971-79  
 33/4 **Payton, Jarrett**, RB, Miami (Fla.), 2005  
 79 **Patu, Saul**, DT, Oregon, 2001  
 44 **Peacock, Johnny**, S, Houston, 1969-70  
 35 **Pearman, Alvin**, RB, Virginia, 2009  
 10 **Pease, Brent**, QB, Montana, 1987-88  
 72 **Peguese, Willis**, DE, Miami (Fla.), 1990-92  
 52 **Pennison, Jay**, C, Nicholls State, 1986-90  
 64 **Perkins, Willis**, G, Texas Southern, 1961, 1963  
 32 **Perry, Vernon**, S, Jackson State, 1979-82  
 56 **Perlo, Phil**, G, Maryland, 1960  
 69 **Petersmark, Brett**, C, Eastern Michigan\*, 1987  
 85 **Petrowski, Jamie**, TE, Indiana State, 2007  
 77 **Pettyjohn, Barry**, T, Pittsburgh, 1987  
 35 **Phenix, Perry**, S, Southern Mississippi, 1998-01  
 61 **Phillips, Wes**, T, Lenoir Rhyne, 1979  
 86 **Pickens, Carl**, WR, Tennessee, 2000  
 61 **Pilgrim, Evan**, G, Brigham Young, 1998  
 69/71 **Piller, Zach**, G, Florida, 1999-06  
 20 **Pinkett, Allen**, RB, Notre Dame, 1986-91  
 53 **Pitts, Hugh**, C, Texas Christian, 1960  
 88 **Poole, Bob**, TE, Clemson, 1966-67  
 39 **Poole, Larry**, RB, Kent State, 1978  
 38 **Poole, Tyone**, CB, Fort Valley State, 2008  
 44 **Porter, Daryl**, S, Boston College, 2001  
 61 **Portis, Marico**, G, Alabama, 2004  
 2 **Post, Dickie**, RB, Houston, 1971  
 84 **Preston, Roell**, WR, Mississippi, 1999  
 58 **Pritchard, Ron**, LB, Arizona State, 1969-72

## Q

46 **Queen, Jeff**, TE, Morgan State, 1974  
 54 **Quinn, Steve**, C, Notre Dame, 1968

## R

11 **Ramsey, Patrick**, QB, Tulane, 2009  
 31 **Randall, Marcus**, S, Louisiana State, 2005  
 68 **Randall, Tom**, G, Iowa State, 1979  
 21 **Randle, Tate**, DB, Texas Tech, 1982  
 12 **Ransom, Brian**, QB, Tennessee State, 1983-84  
 8 **Reaves, John**, QB, Florida, 1981  
 89 **Reed, Alvin**, TE, Prairie View, 1967-72  
 66 **Reed, Leo**, G, Colorado State, 1961  
 60 **Regner, Tom**, G, Notre Dame, 1967-72  
 67 **Reid, Jim**, T/G, Virginia, 1994-95  
 64 **Reihner, George**, G, Penn State, 1977-80, '82  
 37 **Reinfeldt, Mike**, S, Wisconsin-Milwaukee, 1976-83  
 82 **Renfro, Mike**, WR, Texas Christian, 1978-83  
 51 **Reynolds, Robert**, LB, Ohio State, 2004-06  
 17 **Rhome, Jerry**, QB, Tulsa, 1970  
 80 **Rice, Andy**, DT, Texas Southern, 1967  
 85 **Rice, Floyd**, LB, Alcorn A&M, 1971-73  
 72 **Rice, George**, DT, Louisiana State, 1966-70  
 7 **Richardson, Bucky**, QB, Texas A&M, 1992-94  
 24 **Richardson, Mike**, RB, Southern Methodist, 1969-71  
 30 **Rieves, Charles**, LB, Houston, 1964  
 53 **Riley, Avon**, LB, UCLA, 1981-86  
 21 **Ringer, Javon**, RB, Michigan State, 2009-11  
 16 **Ritchey, James**, QB, Stephen F. Austin, 1996  
 85 **Roaches, Carl**, KR, Texas A&M, 1980-84  
 80 **Roan, Michael**, TE, Wisconsin, 1995-99  
 90 **Roberson, James**, DE, Florida State, 1996-98  
 57/56 **Roberts, Guy**, LB, Maryland, 1972-75  
 68 **Roberts, Tim**, DT, Southern Mississippi, 1992-94  
 73 **Robertson, Bob**, T, Illinois, 1968  
 31 **Robertson, Marcus**, S, Iowa State, 1991-00  
 50/55 **Robinson, Eddie**, LB, Alabama State, 1992-95, '98-01  
 18 **Robinson, Paul**, RB, Arizona, 1972-73  
 37 **Robinson, Rafael**, S, Wisconsin, 1996  
 82 **Roby, Courtney**, WR, Indiana, 2005-06  
 7 **Roby, Reggie**, P, Iowa, 1996-97  
 34 **Rodgers, Willie**, RB, Kentucky State, 72-75  
 61 **Rodriguez, Joel**, C, Miami (Fla.), 2005  
 21 **Rolle, Samari**, CB, Florida State, 1998-04  
 55 **Romano, Jim**, C, Penn State, 1984-86  
 71 **Roos, Michael**, T, Eastern Washington, 2005-11  
 58 **Rossovich, Tim**, LB, Southern California, 1976  
 33 **Rozier, Mike**, RB, Nebraska, 1985-90  
 87 **Rucker, Conrad**, TE, Southern, 1978-79  
 77 **Rudolph, Council**, DE, Kentucky State, 1972  
 69 **Runyan, Jon**, T, Michigan, 1996-99  
 55 **Rushing, Marion**, LB, Southern Illinois, 1968  
 86 **Russell, Derek**, WR, Arkansas, 1995-97  
 55 **Ruud, Barrett**, LB, Nebraska, 2011

## S

95 **Salave'a, Joe**, DT, Arizona, 1998-01  
 73 **Salem, Harvey**, T, Cal-Berkeley, 1983-86  
 91/73 **Sampson, Greg**, T, Stanford, 1972-78  
 81 **Sanders, Chris**, WR, Ohio State, 1995-02  
 73 **Sanderson, Scott**, T, Washington State, 1997-00  
 40 **Sandy, Justin**, S, Northern Iowa, 2004-05  
 64 **Saul, Ron**, G, Michigan State, 1970-75  
 95 **Savage, Josh**, DE, Utah, 2006  
 81 **Sawyer, John**, TE, Southern Mississippi, 1975-76  
 80 **Scaife, Bo**, TE, Texas, 2005-10  
 57 **Scanlon, Rich**, LB, Syracuse, 2007  
 81 **Schiffino, Jake**, WR, Akron, 2002-04  
 52 **Schmidt, Bob**, C, Minnesota, 1961-63  
 95 **Schobel, Bo**, DE, Texas Christian, 2004-05  
 39 **Schommer, Nick**, S, North Dakota State, 2010  
 62 **Schuhmacher, John**, G, Southern California, 78-85  
 31 **Schulters, Lance**, S, Hofstra, 2002-04  
 75 **Schultz, Bill**, G, Southern California, 1994  
 78 **Scott, DeQuincy**, DE/DT, Southern Mississippi, 2006  
 73 **Scott, Jake**, G, Idaho, 2008-11

## ALL-TIME PLAYER ROSTER

53 **Seale, Eugene**, LB, Lamar, 1987-92  
 23/37 **Severson, Jeff**, S, Cal State-Long Beach, 1973-74  
 59 **Shaw, Tim**, LB, Penn State, 2010-11  
 96 **Sheppard, Malcolm**, DT, Arkansas, 2010-11  
 74 **Shirkey, George**, DT, Stephen F. Austin, 1960-61  
 37 **Sidney, Dainon**, CB, Alabama Birmingham, 1998-02  
**Simerson, John**, G, Purdue, 1960  
 8/7 **Simms, Chris**, QB, Texas, 2008, 2010  
 96 **Simon, Corey**, DT, Florida State, 2007  
 45 **Simon, John**, RB, Louisiana Tech, 2002  
 71 **Simonsen, Todd**, T, South Dakota State, 1976  
 59 **Sirmon, Peter**, LB, Oregon, 2000-06  
 90 **Skaugstad, Daryle**, DT, California-Berkeley, 1981-82  
 10 **Slack, Reggie**, QB, Auburn, 1990-91  
 89/84 **Slaughter, Webster**, WR, San Diego State, 1992-94  
 41 **Sledge, Leroy**, RB, Bakersfield J.C., 1971  
 27 **Small, Donovan**, S, Minnesota\*, 1987  
 18 **Small, O.J.**, WR, Florida, 2005  
 39 **Smiley, Tom**, RB, Lamar Tech, 1970  
 54 **Smith, Al**, LB, Utah State, 1987-96  
 25 **Smith, Anthony**, S, Syracuse, 2011  
 32 **Smith, Antowain**, RB, Houston, 2004  
 23 **Smith, Bob**, S, Miami (Ohio), 1968  
 77 **Smith, Bubba**, DE, Michigan State, 1975-76  
 32 **Smith, Dave**, RB, Ripon, 1960-64  
 87 **Smith, Dave**, WR, Indiana (Pa.), 1972  
 99 **Smith, Doug**, DT, Auburn, 1985-92  
 54 **Smith, Larry**, LB, Kentucky\*, 1987  
 96/98 **Smith, Robaire**, DT, Michigan State, 2000-03, 2006  
 11 **Smith, Rusty**, QB, Florida Atlantic, 2010-11  
 93 **Smith, Shaun**, DT, South Carolina, 2011  
 77 **Smith, Sid**, C, Southern California, 1974  
 83 **Smith, Tim**, WR, Nebraska, 1980-86  
 78/70/85 **Smith, Tody**, DE, Southern California, 1973-76  
 72 **Sochia, Brian**, DT, N.W. Oklahoma, 1983-85  
 29 **Sowells, Rich**, DB, Alcorn State, 1977  
 92 **Spears, Anthony**, DE, Portland State, 1989  
 24 **Spence, Julian**, S, Huston-Tillotson, 1960-61  
 56 **Spencer, Cody**, LB, North Texas, 2004-05  
 32 **Spikes, Jack**, RB/K, Texas Christian, 1965  
 12 **Stabler, Ken**, QB, Alabama, 1980-81  
 56/59 **Stallings, Dennis**, LB, Illinois, 1997-98  
 57 **Stamer, Josh**, LB, South Dakota, 2008  
 90 **Starks, Randy**, DT, Maryland, 2004-07  
 69 **Steinfeld, Al**, G/T, C.W. Post, 1983  
 70 **Steinkuhler, Dean**, G/T, Nebraska, 1984-91  
 27 **Stemrick, Greg**, CB, Colorado State, 1975-82  
 67 **Stensrud, Mike**, DT, Iowa State, 1979-85  
 53 **Stepnoski, Mark**, C, Pittsburgh, 1995-98  
 88 **Stevens, Craig**, TE, California, 2008-11  
 76 **Stewart, David**, T, Mississippi State, 2005-11  
 26 **Stewart, Rayna**, S/CB, Northern Arizona, 1996-97  
 68 **Stingily, Byron**, T, Louisville, 2011  
 70 **Stith, Carel**, DT, Nebraska, 1967-69  
 69 **Stoepel, Terry**, T, Tulsa, 1970  
 36 **Stone, Donnie**, RB, Arkansas, 1966  
 68 **Stotter, Rich**, LB, Houston, 1968  
 74 **Strahan, Arthur**, DE, Texas Southern, 1965  
 39/53 **Stringer, Art**, LB, Ball State, 1977-81  
 4 **Strong, Jasper**, WR, Illinois, 1995  
 68/75 **Stroth, Vince**, G, Brigham Young, 1987-88  
 98 **Studaway, Mark**, DE, Tennessee, 1984  
 68 **Studdard, Les**, C, Texas, 1983  
 62 **Sturm, Jerry**, C, Illinois, 1971  
 22 **Suci, Bob**, S, Michigan State, 1962  
 76 **Suggs, Walt**, T, Mississippi State, 1962-71  
 7 **Sullivan, Kent**, P, California-Lutheran, 1991, 1993  
 8 **Superick, Steve**, P, West Virginia\*, 1987  
 40 **Sutton, Mickey**, S, Auburn, 1966  
 93 **Sutton, Mike**, DE, Louisiana State, 1998  
 64 **Swatland, Dick**, G, Notre Dame, 1968

**T**  
 61 **Talamini, Bob**, G, Kentucky, 1960-67  
 80 **Tasker, Steve**, WR, Northwestern, 1985-86  
 28 **Tatum, Jack**, DB, Ohio State, 1980  
 42 **Taylor, Altie**, RB, Utah State, 1976  
 83 **Taylor, Chris**, WR, Texas A&M, 2001  
 87 **Taylor, Lionel**, WR, New Mexico Highlands, 1967-68  
 70 **Taylor, Malcolm**, DE, Tennessee State, 1982-83, '86  
 71 **Teeter, Mike**, DE, Michigan, 1993-94  
 82 **Thigpen, Yancey**, WR, Winston-Salem State, 1998-00  
 28 **Thomas, Bill**, RB, Boston College, 1973  
 36 **Thomas, Dee**, CB, Nicholls State, 1990  
 82 **Thomas, Earl**, WR, Houston, 1976  
 94 **Thomas, Juqua**, DE, Oklahoma State, 2001-04  
 74/77 **Thomas, Lee**, DE, Jackson State, 1975  
 20 **Thomas, Rodney**, RB, Texas A&M, 1995-98  
 16 **Thomas, Sloan**, WR, Texas, 2005  
 70 **Thomas, Stan**, T, Texas, 1993-95  
 28 **Thomaselli, Rich**, RB, West Virginia-Wesleyan, 1981-82  
 28 **Thompson, Emmuel**, CB, Texas A&I\*, 1987  
 28/37 **Thompson, Lamont**, S, Washington State, 2003-06  
 51 **Thompson, Ted**, LB, Southern Methodist, 1975-84  
 50 **Thornton, David**, LB, North Carolina, 2006-10  
 44 **Thornton, James**, TE, Cal State-Fullerton, 1995  
 78 **Thornton, John**, DT, West Virginia, 1999-02  
 18 **Thurman, Andrae**, WR, Southern Oregon, 2005  
 58 **Thweatt, Byron**, LB, Virginia, 2001  
 78 **Tilleman, Mike**, DT, Montana, 1971-72  
 33/32 **Tillman, Spencer**, RB, Oklahoma, 1987-88, 1992-94  
 47 **Tobin, Bill**, RB, Missouri, 1963  
 44 **Tolar, Charles**, RB, N.W. Louisiana, 1960-66  
 42 **Tolbert, Jim**, CB, Lincoln, 1972  
 11 **Tolliver, Billy Joe**, QB, Texas Tech, 1994  
 49 **Toone, Spencer**, LB, Utah, 2006  
 76 **Towns, Morris**, T, Missouri, 1977-83  
 47 **Trammell, Allen**, S, Florida, 1966  
 79 **Trask, Orville**, DT, Rice, 1960-61  
 84/86 **Troupe, Ben**, TE, Florida, 2004-07  
 10 **Trull, Don**, QB, Baylor, 1964-69  
 96 **Tuatagaloa, Natu**, DT/DE, California, 1995  
 20 **Tullis, Willie**, DB, Troy State, 1981-84  
 55 **Tulloch, Stephen**, LB, N.C. State, 2006-10  
 95 **Turner, Dwain**, DT, Rice\*, 1987

**U**  
 56 **Underwood, Olen**, LB, Texas, 1966-70

**V**  
 45 **Valentine, Ira**, RB, Texas A&M, 1987  
 93 **Vanden Bosch, Kyle**, DE, Nebraska, 2005-09  
 73 **Vanoy, Vernon**, DT, Kansas, 1973  
 99 **Veal, Demetrin**, DT, Tennessee, 2007  
 71 **Veasey, Craig**, DT/DE, Houston, 1992-93, 1995  
 61 **Velasco, Fernando**, C/G, Georgia, 2009-11  
 88 **Verhulst, Chris**, TE, Chico State, 1988-89  
 20 **Verner, Alterraun**, CB, UCLA, 2010-11  
 96 **Vickerson, Kevin**, DT, Michigan State, 2007-09  
 34 **Viltz, Theo**, CB, Southern California, 1966  
 50 **Vogel, Paul**, LB, South Carolina\*, 1987  
 31 **Voight, Mike**, RB, North Carolina, 1977  
 7/12 **Volek, Billy**, QB, Fresno State, 2000-06

**W**  
 36 **Waddell, Michael**, CB, North Carolina, 2004-06  
 19 **Wade, Bobby**, WR, Arizona, 2005-06  
 53 **Wainscott, Lloyd**, LB, Texas, 1969-70  
 25 **Walker, Denard**, CB, Louisiana State, 1997-00  
 96 **Walker, Gary**, DT, Auburn, 1995-98  
 29 **Walker, Joe**, S, Nebraska, 2001  
 77 **Walker, Rod**, DT, Troy State, 2000  
 15 **Walker, Wayne**, K, N.W. Louisiana, 1968

## ALL-TIME PLAYER ROSTER

89	<b>Wallace, Cooper</b> , TE, Auburn, 2006	49	<b>Williams, Sam</b> , CB, New Mexico Highlands, 1976
35	<b>Wallace, Ray</b> , FB, Purdue, 1986-87	25	<b>Williams, Tank</b> , S, Stanford, 2002-05
	<b>Wallner, Fred</b> , G, Notre Dame, 1960	78	<b>Williams, Todd</b> , G/T, Florida State, 2003-05
82/86	<b>Walls, Herkie</b> , WR, Texas, 1983-84	10	<b>Williamson, Lee</b> , QB, Presbyterian (SC), 1994
32	<b>Walsh, Ward</b> , RB, Colorado, 1971-72	44	<b>Willis, Fred</b> , RB, Boston College, 1972-77
83	<b>Walters, Joey</b> , WR, Clemson, 1987	33	<b>Wilson, J.C.</b> , DB, Pittsburgh, 1978-83
93/77	<b>Walton, Sam</b> , T, East Texas State, 1971	82	<b>Wilson, Sheddrick</b> , WR, Louisiana State, 1996
64	<b>Wand, Seth</b> , T, N.W. Missouri State, 2006	45	<b>Wilson, Tim</b> , RB/TE, Maryland, 1977-82
85	<b>Washington, Nate</b> , WR, Tiffin, 2009-11	52	<b>Winborn, Jamie</b> , LB, Vanderbilt, 2009-10
53/59	<b>Washington, Ted</b> , LB, Mississippi Valley, 1973-82	79	<b>Winkler, Ulrich</b> , DE, None, 2008
23	<b>Washington, Vic</b> , RB, Wyoming, 1974	22	<b>Wisener, Gary</b> , CB, Baylor, 1961
57	<b>Watson, Ed</b> , LB, Grambling, 1969	88	<b>Witcher, Albert</b> , S, Baylor, 1960
90	<b>Webster, George</b> , LB, Michigan State, 1967-72	92	<b>Witherspoon, Will</b> , LB, Georgia, 2010-11
86	<b>Wegener, Bucky</b> , DT, Missouri, 1962-63	12	<b>Witkowski, John</b> , QB, Columbia, 1986-87
28/86	<b>Weger, Mike</b> , S, Bowling Green, 1976-77	67	<b>Wittenborn, John</b> , G, S.E. Missouri, 1964-68
20	<b>Weir, Sammy</b> , WR, Arkansas State, 1965	80	<b>Woods, Glenn</b> , DT, Prairie View, 1969
88	<b>Wellman, Gary</b> , WR, Southern California, 1991-94	49	<b>Woods, LeVar</b> , LB, Iowa, 2006-07
56	<b>Wells, Ray</b> , LB, Arizona, 2003	42	<b>Woods, Robert</b> , WR, Grambling, 1978
70	<b>Wells, Robert</b> , T, J.C. Smith, 1972	26	<b>Woolfolk, Andre</b> , CB, Oklahoma, 2003-06
41	<b>Wells, Terence</b> , RB, Southern Mississippi, 1974	40	<b>Woolfolk, Butch</b> , RB, Michigan, 1985-86
63	<b>Wharton, Hogan</b> , G, Houston, 1960-63	52	<b>Wortham, Barron</b> , LB, Texas El-Paso, 1994-99
33	<b>White, Bob</b> , RB, Ohio State, 1960	17	<b>Wright, Elmo</b> , WR, Houson, 1975
79	<b>White, Jim</b> , DE, Colorado State, 1974-75	37	<b>Wright, Thomas</b> , S, Michigan State, 2003
86	<b>White, John</b> , TE, Texas Southern, 1960-61	41	<b>Wyatt, Alvin</b> , CB, Bethune-Cookman, 1973
25	<b>White, LenDale</b> , RB, Southern California, 2006-09	41/89	<b>Wycheck, Frank</b> , TE, Maryland, 1995-03
44	<b>White, Lorenzo</b> , RB, Michigan State, 1988-94		
79	<b>White, Marcus</b> , DT, Murray State, 2005		<b>Y</b>
29	<b>White, Robert</b> , CB, Lamar*, 1987	84	<b>Yamini, Bashir</b> , WR, Iowa, 2000
79	<b>Whitley, Wilson</b> , DT, Houston, 1983	66	<b>Yarno, George</b> , C/G, Washington State, 1989
38	<b>Whittington, C.L.</b> , FS, Prairie View, 1974-78	80	<b>Yeats, James</b> , TE, Florida, 1960
63	<b>Wilkerson, Doug</b> , G, North Carolina Central, 1970	68	<b>Young, Almon</b> , G, Bethune-Cookman*, 1987
42	<b>Williams, Armon</b> , S/LB, Arizona, 1997	56	<b>Young, Bob</b> , G, Howad Payne, 1971-80
41	<b>Williams, Cary</b> , CB, Washburn, 2008-09	77	<b>Young, James</b> , DE, Texas Southern, 1977-79
17	<b>Williams, Damian</b> , WR, Southern California, 2010-11	99	<b>Young, Robert</b> , DE, Mississippi State, 1996
73	<b>Williams, David</b> , T, Florida, 1989-95	10	<b>Young, Vince</b> , QB, Texas, 2006-10
69	<b>Williams, Doug</b> , T/G, Texas A&M, 1986-88		<b>Z</b>
87	<b>Williams, Jamie</b> , TE, Nebraska, 1984-88	87	<b>Zaeske, Paul</b> , WR, North Park, 1969-70
97	<b>Williams, Lee</b> , DE, Bethune-Cookman, 1991-93	7	<b>Zendejas, Tony</b> , K, Nevada-Reno, 1985-90
78	<b>Williams, Maxie</b> , G, S.E. Louisiana, 1965		
18	<b>Williams, Mike</b> , WR, Southern California, 2007		
86	<b>Williams, Oliver</b> , WR, Illinois*, 1987		
11	<b>Williams, Paul</b> , WR, Fresno State, 2007-08		
68	<b>Williams, Ralph</b> , G, Southern, 1982		
35	<b>Williams, Richard</b> , RB, Memphis State, 1984		
86	<b>Williams, Roydell</b> , WR, Tulane, 2005-07		

\* Played in replacement games only

## ALL-TIME PRACTICE SQUAD PLAYERS

*(Bold denotes promoted to active roster)*

### 1989

<b>Bell, Billy</b>	<b>CB</b>
<b>Brantley, John</b>	<b>LB</b>
Hartlieb, Chuck	QB
<b>Norgard, Erik</b>	<b>C</b>
<b>Orlando, Bo</b>	<b>S</b>
Rogers, Tracy	LB
<b>Spears, Anthony</b>	<b>DE</b>

### 1990

Banes, Joey	T
<b>Coleman, Pat</b>	<b>WR</b>
Friberg, Keith	LB/DE
Hough, Scott	T
Lloyd, Doug	RB
Muecke, Tom	QB
<b>Slack, Reggie</b>	<b>QB</b>
Snyder, Brent	QB

### 1991

<b>Anderson, Herbie</b>	<b>CB</b>
<b>Johnson, Ezra</b>	<b>DE</b>
Rocker, David	DT
<b>Slack, Reggie</b>	<b>QB</b>
Thomas, Scott	T
<b>Wellman, Gary</b>	<b>WR</b>

### 1992

<b>Bailey, Mario</b>	<b>WR</b>
<b>Brown, Reggie</b>	<b>WR</b>
Campbell, Joe	RB
Davis, Anthony	LB
Gisler, Mike	G
Gray, Terry	G
Green, Anthony	WR
<b>Mays, Damon</b>	<b>WR</b>
Pharms, Charles	S

### 1993

<b>Aldridge, Melvin</b>	<b>S</b>
Benton, Gerald	WR
<b>Martin, Emanuel</b>	<b>CB</b>
<b>Maston, Le'Shai</b>	<b>RB</b>
Neal, Jeff	G/T
Truitt, Leroy	T
Williams, James	DB
<b>Williamson, Lee</b>	<b>QB</b>

### 1994

<b>Bailey, Mario</b>	<b>WR</b>
<b>Barnes, Tomur</b>	<b>CB</b>
<b>Hall, Lemanski</b>	<b>LB</b>
Jennings, Willie	DT
<b>Williamson, Lee</b>	<b>QB</b>

### 1995

Brown, Charlie	RB
<b>Evans, Josh</b>	<b>DT</b>
Harden, Linc	LB
<b>Logan, James</b>	<b>LB</b>
<b>Lundy, Dennis</b>	<b>RB</b>
Richardson, C.J.	S
<b>Strong, Jasper</b>	<b>WR</b>

### 1996

<b>Cole, Lee</b>	<b>CB</b>
Florine, Ron	T
<b>Jones, Lenoy</b>	<b>LB</b>

### Roberson, James

Running, Mitch	WR
Sanders, Chris	TE

### 1997

Adams, Louis	LB
<b>George, Spencer</b>	<b>RB</b>
<b>McCullough, George</b>	<b>CB</b>
Mustafa, Isaiiah	WR
Scharf, Tim	LB
Washington, T.J.	T

### 1998

Bradley, Josh	TE
<b>George, Spencer</b>	<b>RB</b>
Gilbert, Lonnie	G
Jackson, Brad	LB
McElmurry, Blaine	S
Priester, Raymond	RB
Sprotte, Jimmy	LB
<b>Sutton, Mike</b>	<b>DE</b>
Ward, Chris	DE

### 1999

<b>Brown, Larry</b>	<b>TE</b>
Bryant, Aaron	TE
<b>Embray, Keith</b>	<b>DE</b>
Gould, Garrett	FB
Jones, Chris	LB
<b>Page, Craig</b>	<b>C</b>
Rafferty, Ian	G
Roberts, Cleve	T
<b>Walker, Rod</b>	<b>DT</b>
Ware, Brad	S

### 2000

<b>Coleman, Chris</b>	<b>WR</b>
Dearth, James	TE
Gavadza, Jason	TE
<b>Jackson, Chris</b>	<b>WR</b>
Koch, Aaron	G
<b>Leach, Mike</b>	<b>TE</b>
McCullough, Andy	WR
<b>Page, Craig</b>	<b>C</b>
Rafferty, Ian	G
<b>Walker, Rod</b>	<b>DT</b>
<b>Yamini, Bashir</b>	<b>WR</b>

### 2001

<b>Alexander, Dan</b>	<b>RB</b>
Arp, Donovan	DT
Chambers, Derrick	DT
Combs, Derek	RB
Costa, Dave	G
<b>Kocurek, Kris</b>	<b>DT</b>
<b>Natkin, Brian</b>	<b>TE</b>
Patu, Saul	DT
Taylor, Chris	WR
Thomas, Tarlos	T
Thweatt, Byron	LB
White, Reggie	RB

### 2002

<b>Aldridge, Kevin</b>	<b>DE</b>
<b>Atkins, James</b>	<b>DT</b>
Branch, Bruce	CB
Fletcher, Bryan	TE
Ford, Willie	DB
<b>Hayes, Chad</b>	<b>TE</b>
Hebert, Jason	S
<b>Kassell, Brad</b>	<b>LB</b>

Malano, Mike	C
<b>Martin, Matt</b>	<b>T</b>
Newson, Kendall	WR
O'Leary, Dan	TE
White, Greg	DE
Whiting, Teag	G

### 2003

Blakley, Dwayne	TE
Drumm, Brandon	FB
<b>Dunn, Anthony</b>	<b>DT</b>
Franklin, Brad	CB
Freeman, Rober'	CB
Fryzel, Jimmy	WR
Harden, Cedric	DT
<b>Jackson, Ray</b>	<b>RB</b>
<b>Kramer, Jordan</b>	<b>LB</b>
Lewis, Jermaine	WR
Lowe, Omare	DB
<b>Portis, Marico</b>	<b>G</b>
Powell, Jamal	CB
Reid, Gabe	TE
Smith, Steve	CB
Walker, Marquise	WR

### 2004

Cramer, Casey	TE
Danielsen, Lane	WR
Devoe, Todd	WR
Herring, Isaac	T
Johnson, Shawn	DE
Kramer, Jordan	LB
LeJeune, Norman	S
McCoy, Derek	WR
<b>Payton, Jarrett</b>	<b>RB</b>
<b>Portis, Marico</b>	<b>G</b>
<b>Sandy, Justin</b>	<b>S</b>
<b>Spencer, Cody</b>	<b>LB</b>
Swaggert, Brent	T

### 2005

Anderson, Jason	WR
Bergeron, David	LB
Douglas, Robert	FB
Harris, Antoine	DB
Leverette, Otis	DE
<b>Mauck, Matt</b>	<b>QB</b>
Newberry, Jared	LB
<b>Payton, Jarrett</b>	<b>RB</b>
<b>Randall, Marcus</b>	<b>S</b>
Rodriguez, Joel	C
<b>Sandy, Justin</b>	<b>S</b>
<b>Small, O.J.</b>	<b>WR</b>
<b>Thomas, Sloan</b>	<b>WR</b>
<b>Thurman, Andrae</b>	<b>WR</b>
<b>White, Marcus</b>	<b>DT</b>

### 2006

<b>Conover, Sean</b>	<b>DE</b>
<b>Ganther, Quinton</b>	<b>RB</b>
<b>Geisinger, Justin</b>	<b>G</b>
Harris, Antoine	CB
Matua, Fred	G
Mauck, Matt	QB
<b>Nande, Terna</b>	<b>LB</b>
Petrowski, Jamie	TE
Ross, Richie	WR
Snell, Isaac	G
<b>Toone, Spencer</b>	<b>LB</b>
<b>Wallace, Cooper</b>	<b>TE</b>



## ALL-TIME PRACTICE SQUAD PLAYERS

<b>2007</b>									
<b>Allred, Colin</b>	LB		Mulligan, Matthew	TE		<b>Durand, Ryan</b>	G		
Birdine, Larry	DE		Murphy, Jason	C		Edison, Dominique	WR		
<b>Cain, Jeremy</b>	LB/FB		Parsons, Preston	QB		Egboh, Pannel	DE		
Campbell, Kurt	LB		Petrowski, Jamie	TE		Gamble, Joel	FB/TE		
Cole, Marquice	CB		Velasco, Fernando	C/G		Geer, Riar	TE		
<b>Ealy, Biren</b>	WR		<b>Williams, Cary</b>	CB		Hansen, Jeff	G		
<b>Ganther, Quinton</b>	RB					Hawkins, Chris	CB		
Martin, Ingle	QB		<b>2009</b>			<b>Ittersagen, Pete</b>	CB		
Matua, Fred	G		<b>Bakhtiari, Eric</b>	DE		<b>Matthews, Kevin</b>	C		
Murphy, Jason	C		Ball, Lance	RB		Rolle, Myron	S		
<b>Otto, Mike</b>	T		Booty, John David	QB		Trahan, Patrick	LB		
Pakulak, Glenn	P		Brown, Kareem	DL					
<b>Petrowski, Jamie</b>	TE		Durand, Ryan	G		<b>2011</b>			
Snell, Isaac	G		<b>Edison, Dominique</b>	WR		Donaldson, Herb	RB		
<b>Vickerson, Kevin</b>	DT		Ferguson II, Rodney	RB		<b>Durand, Ryan</b>	G		
Wallace, Cooper	TE		King, Mitch	DT		Egboh, Pannel	DE		
Winkler, Ulrich	DE		Morris, Phillip	WR		Graham, Cameron	TE		
			Rivera, Mike	LB		<b>Johnson, Robert</b>	S		
			Schommer, Nick	S		Kirkendoll, James	WR		
<b>2008</b>			Trapasso, A.J.	P		Kropog, Troy	T		
Bennett, Charles	DE		<b>Velasco, Fernando</b>	C/G		Preston, Michael	WR		
Datish, Doug	C/G		<b>Williams, Cary</b>	CB		Wheatley, Terrence	CB		
Davis, Tanard	CB		Williams, Paul	WR					
Ealy, Biren	WR								
<b>Gordon, Amon</b>	DT		<b>2010</b>						
<b>Harris, Tuff</b>	DB		Butler, Carson	TE					
Johnson, Antonio	DT		Corcoran, Jack	FB					
Jones, Derrick	DT		<b>Davis, Hall</b>	DE					
Martin, Ingle	QB		Donaldson, Herb	RB					

*(Bold denotes played on Titans active roster)*

## ALL-TIME NFL EUROPA PLAYERS

*(Bold denotes played on Titans active roster)*

<b>1998</b>	Pos.	Team			
<b>McCullough, George</b>	CB	Barcelona			
Mustafa, Isaiah	WR	Barcelona			
<b>Ritchey, James</b>	QB	Barcelona			
<b>Williams, Armon</b>	S	Barcelona			
<b>1999</b>					
Byrd, Israel	CB	Berlin			
<b>Sutton, Mike</b>	DE	Rhein			
<b>2000</b>					
<b>Daft, Kevin</b>	QB	Scotland			
<b>Glover, Phil</b>	LB	Scotland			
Ware, Brad	S	Barcelona			
<b>2001</b>					
Brown, Demario	RB	Rhein			
<b>Coleman, Chris</b>	WR	Amsterdam			
Davis, Wade	CB	Berlin			
<b>Green, Mike</b>	RB	Barcelona			
<b>2002</b>					
Carson, Elliott	TE	Scotland			
Cooper, Rafael	RB	Amsterdam			
<b>Daft, Kevin</b>	QB	Amsterdam			
Rafferty, Ian	G	Amsterdam			
Raynock, Chase	T	Amsterdam			
Snelling, Robbie	TE	Barcelona			
Thomas, Mark	TE	Rhein			
Witczak, Jason	K	Rhein			
<b>2003</b>					
<b>Aldridge, Kevin</b>	DE	Barcelona			
<b>Hayes, Chad</b>	TE	Berlin			
<b>2004</b>					
Blakley, Dwayne	TE	Rhein			
Branch, Mario	T	Amsterdam			
Jackson, Ray	RB	Berlin			
Smith, Steve	CB	Cologne			
Washburn, Brady	T	Amsterdam			
Wright, Thomas	S	Scotland			
<b>2005</b>					
Herrell, Ben	T	Amsterdam			
LeJeune, Norman	S	Amsterdam			
Massey, Sam	CB	Berlin			
<b>Payton, Jarrett</b>	RB	Amsterdam			
Smith, Joe	RB	Rhein			
Strong, Derrick	DE	Rhein			
Swaggert, Brent	T	Cologne			
<b>2006</b>					
Anderson, Jason	WR	Frankfurt			
Erickson, Mike	G	Berlin			
Newberry, Jared	LB	Frankfurt			
Rodriguez, Joel	C	Berlin			
<b>Sandy, Justin</b>	S	Frankfurt			
<b>Small, O.J.</b>	WR	Amsterdam			
<b>2007</b>					
Adibi, Nathaniel	DE	Hamburg			
Douglas, Cody	G	Cologne			
Pakulak, Glenn	P	Amsterdam			
<b>Petrowski, Jamie</b>	TE	Frankfurt			
Ross, Richie	WR	Amsterdam			

## ALL-TIME STARTING QUARTERBACK SUMMARY (REGULAR SEASON)

Quarterback	Seasons	Wins	Losses	Ties	Pct.	Quarterback	Seasons	Wins	Losses	Ties	Pct.
George Blanda	1960-66	44	38	0	.537	Archie Manning	1982-83	0	8	0	.000
Jacky Lee	1960-67	4	5	1	.450	Oliver Luck	1982-86	3	6	0	.333
Don Trull	1964-69	4	9	2	.333	Warren Moon	1984-93	70	69	0	.504
Buddy Humphrey	1966	0	1	0	.000	Brent Pease	1987-88	2	1	0	.667
Pete Beathard	1967-69	15	11	0	.577	Cody Carlson	1987-94	11	8	0	.579
Bob Davis	1967-69	3	2	1	.583	Billy Joe Tolliver	1994	0	7	0	.000
Charley Johnson	1970-71	3	11	0	.214	Bucky Richardson	1992-94	1	3	0	.250
Jerry Rhome	1970	0	3	0	.000	Chris Chandler	1995-96	11	14	0	.440
John Hadl	1970	0	0	1	.500	Steve McNair	1995-05	76	55	0	.580
Dan Pastorini	1971-79	53	55	0	.491	Neil O'Donnell	1999-03	6	2	0	.750
Lynn Dickey	1971-74	2	7	1	.250	Billy Volek	2000-06	3	7	0	.300
Kent Nix	1972	0	1	0	.000	Matt Mauck	2005	0	1	0	.000
John Hadl	1976-77	1	5	0	.167	Vince Young	2006-10	30	17	0	.638
Gifford Nielsen	1978-83	3	11	0	.214	Kerry Collins	2006-10	15	17	0	.469
Ken Stabler	1980-81	16	12	0	.571	Rusty Smith	2010-11	0	1	0	.000
John Reaves	1981	1	1	0	.500	Matt Hasselbeck	2011	9	7	0	.563

## YEAR-BY-YEAR STARTING QUARTERBACKS

### 2011 (9-7)

Date	W-L	Opponent	Starter
Sept. 11	L	at Jacksonville	Hasselbeck
Sept. 18	W	Baltimore	Hasselbeck
Sept. 25	W	Denver	Hasselbeck
Oct. 2	W	at Cleveland	Hasselbeck
Oct. 9	L	at Pittsburgh	Hasselbeck
Oct. 23	L	Houston	Hasselbeck
Oct. 30	W	Indianapolis	Hasselbeck
Nov. 6	L	Cincinnati	Hasselbeck
Nov. 13	W	at Carolina	Hasselbeck
Nov. 20	L	at Atlanta	Hasselbeck
Nov. 27	W	Tampa Bay	Hasselbeck
Dec. 4	W	at Buffalo	Hasselbeck
Dec. 11	L	New Orleans	Hasselbeck
Dec. 18	L	at Indianapolis	Hasselbeck
Dec. 24	W	Jacksonville	Hasselbeck
Jan. 1	W	at Houston	Hasselbeck

#### Hasselbeck (9-7)

### 2010 (6-10)

Date	W-L	Opponent	Starter
Sept. 12	W	Oakland	Young
Sept. 19	L	Pittsburgh	Young
Sept. 26	W	at N.Y. Giants	Young
Oct. 3	L	Denver	Young
Oct. 10	W	at Dallas	Young
Oct. 18	W	at Jacksonville	Young
Oct. 24	W	Philadelphia	Collins
Oct. 31	L	at San Diego	Young
Nov. 14	L	at Miami	Collins
Nov. 21	L	Washington	Young
Nov. 28	L	at Houston	Smith
Dec. 5	L	Jacksonville	Collins
Dec. 9	L	Indianapolis	Collins
Dec. 19	W	Houston	Collins
Dec. 26	L	at Kansas City	Collins
Jan. 2	L	at Indianapolis	Collins

#### Young (4-4), Collins (2-5), Smith (0-1)

### 2009 (8-8)

Date	W-L	Opponent	Starter
Sept. 10	L	at Pittsburgh	Collins
Sept. 20	L	Houston	Collins
Sept. 27	L	at N.Y. Jets	Collins
Oct. 4	L	at Jacksonville	Collins
Oct. 11	L	Indianapolis	Collins
Oct. 18	L	at New England	Collins
Nov. 1	W	Jacksonville	Young

Nov. 8	W	at San Francisco	Young
Nov. 15	W	Buffalo	Young
Nov. 23	W	at Houston	Young
Nov. 29	W	Arizona	Young
Dec. 6	L	at Indianapolis	Young
Dec. 13	W	St. Louis	Young
Dec. 20	W	Miami	Young
Dec. 25	L	San Diego	Young
Jan. 3	W	at Seattle	Young

#### Young (8-2), Collins (0-6)

### 2008 (13-3)

Date	W-L	Opponent	Starter
Sept. 7	W	Jacksonville	Young
Sept. 14	W	at Cincinnati	Collins
Sept. 21	W	Houston	Collins
Sept. 28	W	Minnesota	Collins
Oct. 5	W	at Baltimore	Collins
Oct. 19	W	at Kansas City	Collins
Oct. 27	W	Indianapolis	Collins
Nov. 2	W	Green Bay	Collins
Nov. 9	W	at Chicago	Collins
Nov. 16	W	at Jacksonville	Collins
Nov. 23	L	N.Y. Jets	Collins
Nov. 27	W	at Detroit	Collins
Dec. 7	W	Cleveland	Collins
Dec. 14	L	at Houston	Collins
Dec. 21	W	Pittsburgh	Collins
Dec. 28	L	at Indianapolis	Collins

#### Divisional

Jan. 10	L (P)	Baltimore	Collins
---------	-------	-----------	---------

#### Young (1-0), Collins (12-3, 0-1)

### 2007 (10-6)

Date	W-L	Opponent	Starter
Sept. 9	W	at Jacksonville	Young
Sept. 16	L	Indianapolis	Young
Sept. 24	W	at New Orleans	Young
Oct. 7	W	Atlanta	Young
Oct. 14	L	at Tampa Bay	Young
Oct. 21	W	at Houston	Collins
Oct. 28	W	Oakland	Young
Nov. 4	W	Carolina	Young
Nov. 11	L	Jacksonville	Young
Nov. 19	L	at Denver	Young
Nov. 25	L	at Cincinnati	Young
Dec. 2	W	Houston	Young
Dec. 9	L	San Diego	Young
Dec. 16	W	at Kansas City	Young
Dec. 23	W	N.Y. Jets	Young

## ALL-TIME STARTING QUARTERBACKS

Dec. 30	W	at Indianapolis	Young
<b>Wild Card</b>			
Jan. 6	L (P)	at San Diego	Young
<b>Young (9-6, 0-1), Collins (1-0)</b>			

### 2006 (8-8)

Date	W-L	Opponent	Starter
Sept. 10	L	N.Y. Jets	Collins
Sept. 17	L	at San Diego	Collins
Sept. 24	L	at Miami	Collins
Oct. 1	L	Dallas	Young
Oct. 8	L	at Indianapolis	Young
Oct. 15	W	at Washington	Young
Oct. 29	W	Houston	Young
Nov. 5	L	at Jacksonville	Young
Nov. 12	L	Baltimore	Young
Nov. 19	W	at Philadelphia	Young
Nov. 26	W	N.Y. Giants	Young
Dec. 3	W	Indianapolis	Young
Dec. 10	W	at Houston	Young
Dec. 17	W	Jacksonville	Young
Dec. 24	W	at Buffalo	Young
Dec. 31	L	New England	Young

**Young (8-5), Collins (0-3)**

### 2005 (4-12)

Date	W-L	Opponent	Starter
Sept. 11	L	at Pittsburgh	McNair
Sept. 18	W	Baltimore	McNair
Sept. 25	L	at St. Louis	McNair
Oct. 2	L	Indianapolis	McNair
Oct. 9	W	at Houston	McNair
Oct. 16	L	Cincinnati	McNair
Oct. 23	L	at Arizona	Volek
Oct. 30	L	Oakland	McNair
Nov. 6	L	at Cleveland	McNair
Nov. 20	L	Jacksonville	McNair
Nov. 27	W	San Francisco	McNair
Dec. 4	L	at Indianapolis	McNair
Dec. 11	W	Houston	McNair
Dec. 18	L	Seattle	McNair
Dec. 24	L	at Miami	McNair
Jan. 1	L	at Jacksonville	Mauck

**McNair (4-10), Volek (0-1), Mauck (0-1)**

### 2004 (5-11)

Date	W-L	Opponent	Starter
Sept. 11	W	at Miami	McNair
Sept. 19	L	Indianapolis	McNair
Sept. 26	L	Jacksonville	McNair
Oct. 3	L	at San Diego	Volek
Oct. 11	W	at Green Bay	McNair
Oct. 17	L	Houston	McNair
Oct. 24	L	at Minnesota	McNair
Oct. 31	W	Cincinnati	Volek
Nov. 14	L	Chicago	Volek
Nov. 21	W	at Jacksonville	McNair
Nov. 28	L	at Houston	McNair
Dec. 5	L	at Indianapolis	Volek
Dec. 13	L	Kansas City	Volek
Dec. 19	L	at Oakland	Volek
Dec. 25	L	Denver	Volek
Jan. 2	W	Detroit	Volek

**Volek (2-6), McNair (3-5)**

### 2003 (12-4)

Date	W-L	Opponent	Starter
Sept. 7	W	Oakland	McNair
Sept. 14	L	at Indianapolis	McNair
Sept. 21	W	New Orleans	McNair
Sept. 28	W	at Pittsburgh	McNair

Oct. 5	L	at New England	McNair
Oct. 12	W	Houston	McNair
Oct. 19	W	at Carolina	McNair
Oct. 26	W	at Jacksonville	McNair
Nov. 9	W	Miami	McNair
Nov. 16	W	Jacksonville	McNair
Nov. 23	W	at Atlanta	McNair
Dec. 1	L	at N.Y. Jets	McNair
Dec. 7	L	at Indianapolis	McNair
Dec. 14	W	Buffalo	Volek
Dec. 21	W	at Houston	McNair
Dec. 28	W	Tampa Bay	O'Donnell

### Wild Card

Jan. 3	W (P)	at Baltimore	McNair
--------	-------	--------------	--------

### Divisional

Jan. 10	L (P)	at New England	McNair
---------	-------	----------------	--------

**McNair (10-4, 1-1), Volek (1-0), O'Donnell (1-0)**

### 2002 (11-5)

Date	W-L	Opponent	Starter
Sept. 8	W	Philadelphia	McNair
Sept. 15	L	at Dallas	McNair
Sept. 22	L	Cleveland	McNair
Sept. 28	L	at Oakland	McNair
Oct. 6	L	Washington	McNair
Oct. 13	W	Jacksonville	McNair
Oct. 27	W	at Cincinnati	McNair
Nov. 3	W	at Indianapolis	McNair
Nov. 10	W	Houston	McNair
Nov. 17	W	Pittsburgh	McNair
Nov. 24	L	at Baltimore	McNair
Dec. 1	W	at N.Y. Giants	McNair
Dec. 8	W	Indianapolis	McNair
Dec. 16	W	New England	McNair
Dec. 22	W	at Jacksonville	McNair
Dec. 29	W	at Houston	McNair

### Divisional

Jan. 11	W (P)	Pittsburgh	McNair
---------	-------	------------	--------

### AFC Championship

Jan. 19	L (P)	at Oakland	McNair
---------	-------	------------	--------

**McNair (11-5, 1-1)**

### 2001 (7-9)

Date	W-L	Opponent	Starter
Sept. 9	L	Miami	McNair
Sept. 23	L	at Jacksonville	O'Donnell
Oct. 7	L	at Baltimore	McNair
Oct. 14	W	Tampa Bay	McNair
Oct. 21	W	at Detroit	McNair
Oct. 29	L	at Pittsburgh	McNair
Nov. 4	W	Jacksonville	McNair
Nov. 12	L	Baltimore	McNair
Nov. 18	W	at Cincinnati	McNair
Nov. 25	L	Pittsburgh	McNair
Dec. 2	W	at Cleveland	McNair
Dec. 9	L	at Minnesota	McNair
Dec. 16	W	Green Bay	McNair
Dec. 22	W	at Oakland	McNair
Dec. 30	L	Cleveland	McNair
Jan. 6	L	Cincinnati	McNair

**McNair (7-8), O'Donnell (0-1)**

### 2000 (13-3)

Date	W-L	Opponent	Starter
Sept. 3	L	at Buffalo	McNair
Sept. 10	W	Kansas City	McNair
Sept. 24	W	at Pittsburgh	O'Donnell
Oct. 1	W	N.Y. Giants	McNair
Oct. 8	W	at Cincinnati	McNair
Oct. 16	W	Jacksonville	McNair
Oct. 22	W	at Baltimore	McNair
Oct. 30	W	at Washington	McNair

## ALL-TIME STARTING QUARTERBACKS

Nov. 5	W	Pittsburgh	McNair
Nov. 12	L	Baltimore	McNair
Nov. 19	W	Cleveland	McNair
Nov. 26	L	at Jacksonville	McNair
Dec. 3	W	at Philadelphia	McNair
Dec. 10	W	Cincinnati	McNair
Dec. 17	W	at Cleveland	McNair
Dec. 25	W	Dallas	McNair

**Divisional**

Jan. 7	L (P)	Baltimore	McNair
--------	-------	-----------	--------

**McNair (12-3, 0-1), O'Donnell (1-0)****1999 (13-3)**

Date	W-L	Opponent	Starter
Sept. 12	W	Cincinnati	McNair
Sept. 19	W	Cleveland	O'Donnell
Sept. 26	W	at Jacksonville	O'Donnell
Oct. 3	L	at San Francisco	O'Donnell
Oct. 10	W	Baltimore	O'Donnell
Oct. 17	W	at New Orleans	O'Donnell
Oct. 31	W	St. Louis	McNair
Nov. 7	L	at Miami	McNair
Nov. 14	W	at Cincinnati	McNair
Nov. 21	W	Pittsburgh	McNair
Nov. 28	W	at Cleveland	McNair
Dec. 5	L	at Baltimore	McNair
Dec. 9	W	Oakland	McNair
Dec. 19	W	Atlanta	McNair
Dec. 26	W	Jacksonville	McNair
Jan. 2	W	at Pittsburgh	McNair

**Wild Card**

Jan. 8	W (P)	Buffalo	McNair
--------	-------	---------	--------

**Divisional**

Jan. 16	W (P)	at Indianapolis	McNair
---------	-------	-----------------	--------

**AFC Championship**

Jan. 23	W (P)	at Jacksonville	McNair
---------	-------	-----------------	--------

**Super Bowl XXXIV**

Jan. 30	L (P)	St. Louis	McNair
---------	-------	-----------	--------

**McNair (9-2, 3-1), O'Donnell (4-1)****1998 (8-8)**

Date	W-L	Opponent	Starter
Sept. 6	W	at Cincinnati	McNair
Sept. 13	L	San Diego	McNair
Sept. 20	L	at New England	McNair
Sept. 27	L	Jacksonville	McNair
Oct. 11	W	at Baltimore	McNair
Oct. 18	W	Cincinnati	McNair
Oct. 25	L	Chicago	McNair
Nov. 1	W	at Pittsburgh	McNair
Nov. 8	W	at Tampa Bay	McNair
Nov. 15	W	Pittsburgh	McNair
Nov. 22	L	N.Y. Jets	McNair
Nov. 29	L	at Seattle	McNair
Dec. 6	W	Baltimore	McNair
Dec. 13	W	at Jacksonville	McNair
Dec. 20	L	at Green Bay	McNair
Dec. 26	L	Minnesota	McNair

**McNair (8-8)****1997 (8-8)**

Date	W-L	Opponent	Starter
Aug. 31	W	Oakland	McNair
Sept. 7	L	at Miami	McNair
Sept. 21	L	Baltimore	McNair
Sept. 28	L	at Pittsburgh	McNair
Oct. 5	L	at Seattle	McNair
Oct. 12	W	Cincinnati	McNair
Oct. 19	W	Washington	McNair
Oct. 26	W	at Arizona	McNair
Nov. 2	L	Jacksonville	McNair
Nov. 9	W	N.Y. Giants	McNair

Nov. 16	L	at Jacksonville	McNair
Nov. 23	W	Buffalo	McNair
Nov. 27	W	at Dallas	McNair
Dec. 4	L	at Cincinnati	McNair
Dec. 14	L	at Baltimore	McNair
Dec. 21	W	Pittsburgh	McNair

**McNair (8-8)****1996 (8-8)**

Date	W-L	Opponent	Starter
Sept. 1	L	Kansas City	Chandler
Sept. 8	W	at Jacksonville	Chandler
Sept. 15	W	Baltimore	Chandler
Sept. 29	L	at Pittsburgh	Chandler
Oct. 6	W	at Cincinnati	Chandler
Oct. 13	W	at Atlanta	Chandler
Oct. 20	W	Pittsburgh	Chandler
Oct. 27	L	San Francisco	Chandler
Nov. 3	L	at Seattle	McNair
Nov. 10	W	at New Orleans	Chandler
Nov. 17	L	Miami	Chandler
Nov. 24	L	Carolina	Chandler
Dec. 1	W	N.Y. Jets	McNair
Dec. 8	L	Jacksonville	McNair
Dec. 15	L	Cincinnati	Chandler
Dec. 22	W	at Baltimore	McNair

**Chandler (6-6), McNair (2-2)****1995 (7-9)**

Date	W-L	Opponent	Starter
Sept. 3	W	at Jacksonville	Chandler
Sept. 10	L	Pittsburgh	Chandler
Sept. 17	L	Cleveland	Furrer
Sept. 24	W	at Cincinnati	Chandler
Oct. 1	L	Jacksonville	Chandler
Oct. 8	L	at Minnesota	Chandler
Oct. 22	L	at Chicago	Chandler
Oct. 29	W	Tampa Bay	Chandler
Nov. 5	W	at Cleveland	Chandler
Nov. 12	L	Cincinnati	Chandler
Nov. 19	L	at Kansas City	Chandler
Nov. 26	W	Denver	Chandler
Dec. 3	L	at Pittsburgh	Chandler
Dec. 10	L	Detroit	Chandler
Dec. 17	W	N.Y. Jets	McNair
Dec. 24	W	Buffalo	McNair

**Chandler (5-8), McNair (2-0), Furrer (0-1)****1994 (2-14)**

Date	W-L	Opponent	Starter
Sept. 4	L	at Indianapolis	Carlson
Sept. 11	L	at Dallas	Richardson
Sept. 18	L	Buffalo	Richardson
Sept. 25	W	Cincinnati	Carlson
Oct. 3	L	at Pittsburgh	Carlson
Oct. 13	L	Cleveland	Richardson
Oct. 24	L	at Philadelphia	Carlson
Oct. 30	L	at L.A. Raiders	Tolliver
Nov. 6	L	Pittsburgh	Carlson
Nov. 13	L	at Cincinnati	Tolliver
Nov. 21	L	N.Y. Giants	Tolliver
Nov. 27	L	at Cleveland	Tolliver
Dec. 4	L	Arizona	Tolliver
Dec. 11	L	Seattle	Tolliver
Dec. 18	L	at Kansas City	Tolliver
Dec. 24	W	N.Y. Jets	Richardson

**Tolliver (0-7), Carlson (1-4), Richardson (1-3)****1993 (12-4)**

Date	W-L	Opponent	Starter
Sept. 5	L	at New Orleans	Moon

## ALL-TIME STARTING QUARTERBACKS

Sept. 12	W	Kansas City	Moon
Sept. 19	L	at San Diego	Moon
Sept. 26	L	L.A. Rams	Moon
Oct. 11	L	at Buffalo	Moon
Oct. 17	W	at New England	Carlson
Oct. 24	W	Cincinnati	Moon
Nov. 7	W	Seattle	Moon
Nov. 14	W	at Cincinnati	Moon
Nov. 21	W	at Cleveland	Moon
Nov. 28	W	Pittsburgh	Moon
Dec. 5	W	Atlanta	Moon
Dec. 12	W	Cleveland	Moon
Dec. 19	W	at Pittsburgh	Moon
Dec. 25	W	at San Francisco	Moon
Jan. 2	W	N.Y. Jets	Carlson

**Divisional**

Jan. 16	L (P)	Kansas City	Moon
---------	-------	-------------	------

**Moon (10-4, 0-1), Carlson (2-0)****1992 (10-6)**

Date	W-L	Opponent	Starter
Sept. 6	L	Pittsburgh	Moon
Sept. 13	W	at Indianapolis	Moon
Sept. 20	W	Kansas City	Moon
Sept. 27	W	San Diego	Moon
Oct. 11	W	at Cincinnati	Moon
Oct. 18	L	at Denver	Moon
Oct. 25	W	Cincinnati	Moon
Nov. 1	L	at Pittsburgh	Moon
Nov. 8	L	Cleveland	Moon
Nov. 15	W	at Minnesota	Moon
Nov. 22	L	at Miami	Carlson
Nov. 26	W	at Detroit	Carlson
Dec. 7	W	Chicago	Carlson
Dec. 13	L	Green Bay	Carlson
Dec. 20	W	at Cleveland	Carlson
Dec. 27	W	Buffalo	Carlson

**Wild Card**

Jan. 3	L (P)	at Buffalo	Moon
--------	-------	------------	------

**Moon (6-4, 0-1), Carlson (4-2)****1991 (11-5)**

Date	W-L	Opponent	Starter
Sept. 1	W	L.A. Raiders	Moon
Sept. 8	W	at Cincinnati	Moon
Sept. 16	W	Kansas City	Moon
Sept. 22	L	at New England	Moon
Oct. 6	W	Denver	Moon
Oct. 13	W	at N.Y. Jets	Moon
Oct. 20	W	at Miami	Moon
Oct. 27	W	Cincinnati	Moon
Nov. 3	L	at Washington	Moon
Nov. 10	W	Dallas	Moon
Nov. 17	W	Cleveland	Moon
Nov. 24	L	at Pittsburgh	Moon
Dec. 2	L	Philadelphia	Moon
Dec. 8	W	Pittsburgh	Moon
Dec. 15	W	at Cleveland	Moon
Dec. 21	L	at N.Y. Giants	Moon

**Wild Card**

Dec. 29	W (P)	N.Y. Jets	Moon
---------	-------	-----------	------

**Divisional**

Jan. 4	L (P)	at Denver	Moon
--------	-------	-----------	------

**Moon (11-5, 1-1)****1990 (9-7)**

Date	W-L	Opponent	Starter
Sept. 9	L	at Atlanta	Moon
Sept. 16	L	at Pittsburgh	Moon
Sept. 23	W	Indianapolis	Moon
Sept. 30	W	at San Diego	Moon

Oct. 7	L	San Francisco	Moon
Oct. 14	W	Cincinnati	Moon
Oct. 21	W	New Orleans	Moon
Oct. 28	L	N.Y. Jets	Moon
Nov. 4	L	at L.A. Rams	Moon
Nov. 18	W	at Cleveland	Moon
Nov. 25	W	Buffalo	Moon
Dec. 2	L	at Seattle	Moon
Dec. 9	W	Cleveland	Moon
Dec. 16	W	at Kansas City	Moon
Dec. 23	L	at Cincinnati	Moon
Dec. 30	W	Pittsburgh	Carlson

**Wild Card**

Jan. 6	L (P)	at Cincinnati	Carlson
--------	-------	---------------	---------

**Moon (8-7), Carlson (1-0, 0-1)****1989 (9-7)**

Date	W-L	Opponent	Starter
Sept. 10	L	at Minnesota	Moon
Sept. 17	W	at San Diego	Moon
Sept. 24	L	Buffalo	Moon
Oct. 1	W	Miami	Moon
Oct. 8	L	at New England	Moon
Oct. 15	W	at Chicago	Moon
Oct. 22	W	Pittsburgh	Moon
Oct. 29	L	at Cleveland	Moon
Nov. 5	W	Detroit	Moon
Nov. 13	W	Cincinnati	Moon
Nov. 19	W	L.A. Raiders	Moon
Nov. 26	L	at Kansas City	Moon
Dec. 3	W	at Pittsburgh	Moon
Dec. 10	W	Tampa Bay	Moon
Dec. 17	L	at Cincinnati	Moon
Dec. 23	L	Cleveland	Moon

**Wild Card**

Dec. 31	L (P)	Pittsburgh	Moon
---------	-------	------------	------

**Moon (9-7, 0-1)****1988 (10-6)**

Date	W-L	Opponent	Starter
Sept. 4	W	at Indianapolis	Moon
Sept. 11	W	L.A. Raiders	Carlson
Sept. 18	L	at N.Y. Jets	Carlson
Sept. 25	W	New England	Carlson
Oct. 2	L	at Philadelphia	Carlson
Oct. 9	W	Kansas City	Carlson
Oct. 16	W	at Pittsburgh	Moon
Oct. 23	L	at Cincinnati	Moon
Oct. 30	W	Washington	Moon
Nov. 7	W	Cleveland	Moon
Nov. 13	L	at Seattle	Moon
Nov. 20	W	Phoenix	Moon
Nov. 24	W	at Dallas	Moon
Dec. 4	L	Pittsburgh	Moon
Dec. 11	W	Cincinnati	Moon
Dec. 18	L	at Cleveland	Moon

**Wild Card**

Dec. 24	W (P)	at Cleveland	Moon
---------	-------	--------------	------

**Divisional**

Jan. 1	L (P)	at Buffalo	Moon
--------	-------	------------	------

**Moon (7-4, 1-1), Carlson (3-2)****1987 (9-6)**

Date	W-L	Opponent	Starter
Sept. 13	W	L.A. Rams	Moon
Sept. 20	L	at Buffalo	Moon
Oct. 4	W	at Denver	Pease
Oct. 11	W	at Cleveland	Pease
Oct. 18	L	New England	Pease
Oct. 25	W	Atlanta	Moon
Nov. 1	W	at Cincinnati	Moon
Nov. 8	L	at San Francisco	Moon

## ALL-TIME STARTING QUARTERBACKS

Nov. 15	W	at Pittsburgh	Moon
Nov. 22	L	Cleveland	Moon
Nov. 29	L	at Indianapolis	Moon
Dec. 6	W	San Diego	Moon
Dec. 13	L	at New Orleans	Moon
Dec. 20	W	Pittsburgh	Moon
Dec. 27	W	Cincinnati	Moon
<b>Wild Card</b>			
Jan. 3	W (P)	Seattle	Moon
<b>Divisional</b>			
Jan. 10	L (P)	at Denver	Moon

**Moon (7-5, 1-1), Pease (2-1)**

### 1986 (5-11)

Date	W-L	Opponent	Starter
Sept. 7	W	at Green Bay	Moon
Sept. 14	L	Cleveland	Moon
Sept. 21	L	at Kansas City	Moon
Sept. 28	L	Pittsburgh	Moon
Oct. 5	L	at Detroit	Moon
Oct. 12	L	Chicago	Moon
Oct. 19	L	at Cincinnati	Moon
Oct. 26	L	L.A. Raiders	Moon
Nov. 2	L	at Miami	Moon
Nov. 9	W	Cincinnati	Moon
Nov. 16	L	at Pittsburgh	Moon
Nov. 23	W	Indianapolis	Moon
Nov. 30	L	at Cleveland	Moon
Dec. 7	L	at San Diego	Luck
Dec. 14	W	Minnesota	Moon
Dec. 21	W	Buffalo	Moon

**Moon (5-10), Luck (0-1)**

### 1985 (5-11)

Date	W-L	Opponent	Starter
Sept. 8	W	Miami	Moon
Sept. 15	L	at Washington	Moon
Sept. 22	L	at Pittsburgh	Moon
Sept. 29	L	Dallas	Moon
Oct. 6	L	at Denver	Moon
Oct. 13	L	Cleveland	Moon
Oct. 20	W	Cincinnati	Moon
Oct. 27	W	at St. Louis	Moon
Nov. 3	W	Kansas City	Moon
Nov. 10	L	at Buffalo	Moon
Nov. 17	L	Pittsburgh	Moon
Nov. 24	W	San Diego	Luck
Dec. 1	L	at Cincinnati	Luck
Dec. 8	L	N.Y. Giants	Moon
Dec. 15	L	at Cleveland	Moon
Dec. 22	L	at Indianapolis	Moon

**Moon (4-10), Luck (1-1)**

### 1984 (3-13)

Date	W-L	Opponent	Starter
Sept. 2	L	L.A. Raiders	Moon
Sept. 9	L	Indianapolis	Moon
Sept. 16	L	at San Diego	Moon
Sept. 23	L	at Atlanta	Moon
Sept. 30	L	New Orleans	Moon
Oct. 7	L	at Cincinnati	Moon
Oct. 14	L	at Miami	Moon
Oct. 21	L	San Francisco	Moon
Oct. 28	L	Cincinnati	Moon
Nov. 4	L	at Pittsburgh	Moon
Nov. 11	W	at Kansas City	Moon
Nov. 18	W	N.Y. Jets	Moon
Nov. 25	L	at Cleveland	Moon
Dec. 2	W	Pittsburgh	Moon
Dec. 9	L	at L.A. Rams	Moon
Dec. 16	L	Cleveland	Moon

**Moon (3-13)**

### 1983 (2-14)

Date	W-L	Opponent	Starter
Sept. 4	L	Green Bay	Manning
Sept. 11	L	at L.A. Raiders	Manning
Sept. 18	L	Pittsburgh	Manning
Sept. 25	L	at Buffalo	Nielsen
Oct. 2	L	at Pittsburgh	Nielsen
Oct. 9	L	Denver	Nielsen
Oct. 16	L	at Minnesota	Nielsen
Oct. 23	L	Kansas City	Nielsen
Oct. 30	L	at Cleveland	Nielsen
Nov. 6	L	Cincinnati	Nielsen
Nov. 13	W	Detroit	Luck
Nov. 20	L	at Cincinnati	Luck
Nov. 27	L	at Tampa Bay	Luck
Dec. 4	L	Miami	Luck
Dec. 11	W	Cleveland	Luck
Dec. 18	L	at Baltimore	Luck

**Nielsen (0-7), Luck (2-4), Manning (0-3)**

### 1982 (1-8)

Date	W-L	Opponent	Starter
Sept. 12	L	at Cincinnati	Nielsen
Sept. 19	W	Seattle	Nielsen
Nov. 21	L	Pittsburgh	Nielsen
Nov. 28	L	at New England	Manning
Dec. 5	L	at N.Y. Giants	Manning
Dec. 13	L	Dallas	Manning
Dec. 19	L	at Philadelphia	Manning
Dec. 26	L	Cleveland	Manning
Jan. 2	L	Cincinnati	Nielsen

**Nielsen (1-3), Manning (0-5)**

### 1981 (7-9)

Date	W-L	Opponent	Starter
Sept. 6	W	at L.A. Rams	Stabler
Sept. 13	W	at Cleveland	Stabler
Sept. 20	L	Miami	Stabler
Sept. 27	L	at N.Y. Jets	Stabler
Oct. 4	W	Cincinnati	Stabler
Oct. 11	W	Seattle	Stabler
Oct. 18	L	at New England	Stabler
Oct. 26	L	at Pittsburgh	Stabler
Nov. 1	L	at Cincinnati	Stabler
Nov. 8	W	Oakland	Reaves
Nov. 15	L	at Kansas City	Reaves
Nov. 22	L	New Orleans	Stabler
Nov. 29	L	Atlanta	Stabler
Dec. 3	W	Cleveland	Stabler
Dec. 13	L	at San Francisco	Nielsen
Dec. 20	W	Pittsburgh	Nielsen

**Stabler (5-7), Reaves (1-1), Nielsen (1-1)**

### 1980 (11-5)

Date	W-L	Opponent	Starter
Sept. 7	L	at Pittsburgh	Stabler
Sept. 15	W	at Cleveland	Stabler
Sept. 21	W	Baltimore	Stabler
Sept. 28	W	at Cincinnati	Stabler
Oct. 5	L	Seattle	Stabler
Oct. 12	L	at Kansas City	Stabler
Oct. 19	W	Tampa Bay	Stabler
Oct. 26	W	Cincinnati	Stabler
Nov. 2	W	at Denver	Stabler
Nov. 10	W	New England	Stabler
Nov. 16	W	at Chicago	Stabler
Nov. 23	L	at N.Y. Jets	Stabler
Nov. 30	L	Cleveland	Stabler
Dec. 4	W	Pittsburgh	Stabler
Dec. 14	W	at Green Bay	Stabler
Dec. 21	W	Minnesota	Stabler

## ALL-TIME STARTING QUARTERBACKS

**Wild Card**

Dec. 28	L (P)	at Oakland	Stabler
---------	-------	------------	---------

**Stabler (11-5, 0-1)****1979 (11-5)**

Date	W-L	Opponent	Starter
Sept. 2	W	at Washington	Pastorini
Sept. 9	L	at Pittsburgh	Pastorini
Sept. 16	W	Kansas City	Nielsen
Sept. 23	W	at Cincinnati	Pastorini
Sept. 30	W	Cleveland	Pastorini
Oct. 7	L	St. Louis	Pastorini
Oct. 14	W	at Baltimore	Pastorini
Oct. 21	L	at Seattle	Pastorini
Oct. 28	W	N.Y. Jets	Pastorini
Nov. 5	W	at Miami	Pastorini
Nov. 11	W	Oakland	Pastorini
Nov. 18	W	Cincinnati	Pastorini
Nov. 22	W	at Dallas	Pastorini
Dec. 2	L	at Cleveland	Pastorini
Dec. 10	W	Pittsburgh	Pastorini
Dec. 16	L	Philadelphia	Pastorini

**Wild Card**

Dec. 23	W (P)	Denver	Pastorini
---------	-------	--------	-----------

**Divisional**

Dec. 29	W (P)	at San Diego	Nielsen
---------	-------	--------------	---------

**AFC Championship**

Jan. 6	L (P)	at Pittsburgh	Pastorini
--------	-------	---------------	-----------

**Pastorini (10-5, 1-1), Nielsen (1-0, 1-0)****1978 (10-6)**

Date	W-L	Opponent	Starter
Sept. 3	L	at Atlanta	Pastorini
Sept. 10	W	at Kansas City	Pastorini
Sept. 17	W	San Francisco	Pastorini
Sept. 24	L	L.A. Rams	Pastorini
Oct. 1	W	at Cleveland	Pastorini
Oct. 8	L	at Oakland	Pastorini
Oct. 15	W	Buffalo	Pastorini
Oct. 23	W	at Pittsburgh	Pastorini
Oct. 29	L	at Cincinnati	Pastorini
Nov. 5	W	Cleveland	Pastorini
Nov. 12	W	at New England	Pastorini
Nov. 20	W	Miami	Pastorini
Nov. 26	W	Cincinnati	Pastorini
Dec. 3	L	Pittsburgh	Pastorini
Dec. 10	W	at New Orleans	Pastorini
Dec. 17	L	San Diego	Pastorini

**Wild Card**

Dec. 24	W (P)	at Miami	Pastorini
---------	-------	----------	-----------

**Divisional**

Dec. 31	W (P)	at New England	Pastorini
---------	-------	----------------	-----------

**AFC Championship**

Jan. 7	L (P)	at Pittsburgh	Pastorini
--------	-------	---------------	-----------

**Pastorini (10-6, 2-1)****1977 (8-6)**

Date	W-L	Opponent	Starter
Sept. 18	W	N.Y. Jets	Pastorini
Sept. 25	W	at Green Bay	Pastorini
Oct. 2	L	at Miami	Pastorini
Oct. 9	W	Pittsburgh	Pastorini
Oct. 16	L	Cleveland	Hadl
Oct. 23	L	at Pittsburgh	Pastorini
Oct. 30	L	at Cincinnati	Hadl
Nov. 6	W	Chicago	Pastorini
Nov. 13	L	at Oakland	Pastorini
Nov. 20	W	at Seattle	Pastorini
Nov. 27	W	Kansas City	Pastorini
Dec. 4	L	Denver	Pastorini
Dec. 11	W	at Cleveland	Pastorini

Dec. 18	W	Cincinnati	Pastorini
---------	---	------------	-----------

**Pastorini (8-4), Hadl (0-2)****1976 (5-9)**

Date	W-L	Opponent	Starter
Sept. 12	W	Tampa Bay	Pastorini
Sept. 19	W	at Buffalo	Pastorini
Sept. 26	L	Oakland	Pastorini
Oct. 3	W	at New Orleans	Pastorini
Oct. 10	W	Denver	Pastorini
Oct. 17	L	at San Diego	Pastorini
Oct. 24	L	Cincinnati	Pastorini
Nov. 1	L	at Baltimore	Pastorini
Nov. 7	L	Cleveland	Pastorini
Nov. 14	L	at Cincinnati	Hadl
Nov. 21	L	at Pittsburgh	Hadl
Nov. 28	W	Atlanta	Hadl
Dec. 5	L	at Cleveland	Hadl
Dec. 11	L	Pittsburgh	Pastorini

**Pastorini (4-6), Hadl (1-3)****1975 (10-4)**

Date	W-L	Opponent	Starter
Sept. 21	W	at New England	Pastorini
Sept. 28	W	San Diego	Pastorini
Oct. 5	L	Cincinnati	Pastorini
Oct. 12	W	at Cleveland	Pastorini
Oct. 19	W	Washington	Pastorini
Oct. 26	W	Detroit	Pastorini
Nov. 2	W	at Kansas City	Pastorini
Nov. 9	L	at Pittsburgh	Pastorini
Nov. 16	W	Miami	Pastorini
Nov. 24	L	Pittsburgh	Pastorini
Nov. 30	L	at Cincinnati	Pastorini
Dec. 7	W	at San Francisco	Pastorini
Dec. 14	W	at Oakland	Pastorini
Dec. 21	W	Cleveland	Pastorini

**Pastorini (10-4)****1974 (7-7)**

Date	W-L	Opponent	Starter
Sept. 15	W	San Diego	Dickey
Sept. 22	L	at Cleveland	Dickey
Sept. 29	L	Kansas City	Dickey
Oct. 6	L	Pittsburgh	Dickey
Oct. 13	L	at Minnesota	Pastorini
Oct. 20	L	St. Louis	Pastorini
Oct. 27	W	at Cincinnati	Pastorini
Nov. 3	W	at N.Y. Jets	Pastorini
Nov. 10	W	at Buffalo	Pastorini
Nov. 17	W	Cincinnati	Pastorini
Nov. 24	L	Dallas	Pastorini
Dec. 1	W	at Pittsburgh	Pastorini
Dec. 8	L	at Denver	Pastorini
Dec. 15	W	Cleveland	Pastorini

**Pastorini (6-4), Dickey (1-3)****1973 (1-13)**

Date	W-L	Opponent	Starter
Sept. 16	L	at N.Y. Giants	Pastorini
Sept. 23	L	at Cincinnati	Pastorini
Sept. 30	L	Pittsburgh	Pastorini
Oct. 7	L	L.A. Rams	Pastorini
Oct. 14	L	Denver	Pastorini
Oct. 21	L	at Cleveland	Pastorini
Oct. 28	L	at Chicago	Pastorini
Nov. 4	W	at Baltimore	Dickey
Nov. 11	L	Cleveland	Dickey
Nov. 18	L	at Kansas City	Dickey
Nov. 25	L	New England	Dickey
Dec. 2	L	Oakland	Pastorini

## ALL-TIME STARTING QUARTERBACKS

Dec. 9	L	at Pittsburgh	Pastorini
Dec. 16	L	Cincinnati	Pastorini

**Pastorini (0-10), Dickey (1-3)**

### 1972 (1-13)

Date	W-L	Opponent	Starter
Sept. 17	L	at Denver	Pastorini
Sept. 24	L	at Miami	Pastorini
Oct. 1	W	N.Y. Jets	Pastorini
Oct. 9	L	Oakland	Pastorini
Oct. 15	L	at Pittsburgh	Pastorini
Oct. 22	L	Cleveland	Pastorini
Oct. 29	L	at Cincinnati	Pastorini
Nov. 5	L	at Cleveland	Pastorini
Nov. 12	L	Philadelphia	Pastorini
Nov. 19	L	Green Bay	Pastorini
Nov. 26	L	at San Diego	Pastorini
Dec. 3	L	at Atlanta	Pastorini
Dec. 10	L	Pittsburgh	Pastorini
Dec. 17	L	Cincinnati	Nix

**Pastorini (1-12), Nix (0-1)**

### 1971 (4-9-1)

Date	W-L	Opponent	Starter
Sept. 19	L	at Cleveland	Johnson
Sept. 26	L	Kansas City	Johnson
Oct. 3	T	New Orleans	Dickey
Oct. 10	L	at Washington	Johnson
Oct. 17	L	Detroit	Pastorini
Oct. 24	L	at Pittsburgh	Pastorini
Oct. 31	W	Cincinnati	Pastorini
Nov. 7	L	at New England	Pastorini
Nov. 14	L	at Oakland	Dickey
Nov. 21	L	at Cincinnati	Pastorini
Nov. 28	L	Cleveland	Johnson
Dec. 5	W	Pittsburgh	Pastorini
Dec. 12	W	at Buffalo	Pastorini
Dec. 19	W	San Diego	Pastorini

**Johnson (0-4), Pastorini (4-4), Dickey (0-1-1)**

### 1970 (3-10-1)

Date	W-L	Opponent	Starter
Sept. 20	W	at Pittsburgh	Johnson
Sept. 27	L	Miami	Johnson
Oct. 4	W	at Cincinnati	Johnson
Oct. 11	L	Baltimore	Johnson
Oct. 18	L	Pittsburgh	Johnson
Oct. 25	T	at San Diego	Hadl
Nov. 1	L	at St. Louis	Rhome
Nov. 8	L	at Kansas City	Johnson
Nov. 15	L	San Francisco	Johnson
Nov. 22	L	at Cleveland	Johnson
Nov. 29	W	Denver	Johnson
Dec. 7	L	Cleveland	Johnson
Dec. 13	L	Cincinnati	Rhome
Dec. 20	L	at Dallas	Rhome

**Johnson (3-7), Rhome (0-3), Hadl (0-0-1)**

### 1969 (6-6-2)

Date	W-L	Opponent	Starter
Sept. 14	L	at Oakland	Beathard
Sept. 21	W	at Buffalo	Beathard
Sept. 28	W	Miami	Beathard
Oct. 5	W	Buffalo	Beathard
Oct. 12	L	at Kansas City	Beathard
Oct. 20	L	at N.Y. Jets	Beathard
Oct. 26	W	Denver	Beathard
Nov. 2	L	at Boston	Beathard
Nov. 9	T	Cincinnati	Trull
Nov. 16	T	at Denver	Trull
Nov. 23	W	at Miami	Beathard

Nov. 27	L	San Diego	Beathard
Dec. 6	L	N.Y. Jets	Trull
Dec. 14	W	Boston	Beathard

### Playoff

Dec. 21	L (P)	at Oakland	Beathard
---------	-------	------------	----------

**Beathard (6-5, 0-1), Trull (0-1-2)**

### 1968 (7-7)

Date	W-L	Opponent	Starter
Sept. 9	L	Kansas City	Beathard
Sept. 14	W	at Miami	Beathard
Sept. 21	L	at San Diego	Beathard
Sept. 29	L	Oakland	Beathard
Oct. 6	L	Miami	Davis
Oct. 13	W	at Boston	Davis
Oct. 20	L	N.Y. Jets	Davis
Oct. 27	W	at Buffalo	Trull
Nov. 3	W	at Cincinnati	Trull
Nov. 10	L	at N.Y. Jets	Trull
Nov. 17	W	Denver	Beathard
Nov. 28	L	at Kansas City	Beathard
Dec. 7	W	Buffalo	Beathard
Dec. 15	W	Boston	Trull

**Beathard (3-4), Trull (3-1), Davis (1-2)**

### 1967 (9-4-1)

Date	W-L	Opponent	Starter
Sept. 9	L	Kansas City	Lee
Sept. 17	W	at Buffalo	Lee
Sept. 24	L	at San Diego	Lee
Oct. 1	W	Denver	Beathard
Oct. 15	T	at N.Y. Jets	Davis
Oct. 22	W	at Kansas City	Davis
Oct. 29	W	Buffalo	Beathard
Nov. 5	L	at Boston	Beathard
Nov. 12	W	at Denver	Beathard
Nov. 26	W	Boston	Beathard
Dec. 3	W	Miami	Beathard
Dec. 10	L	Oakland	Beathard
Dec. 16	W	San Diego	Beathard
Dec. 23	W	at Miami	Beathard

### AFL Championship

Dec. 31	L (P)	at Oakland	Beathard
---------	-------	------------	----------

**Beathard (7-2, 0-1), Lee (1-2), Davis (1-0-1)**

### 1966 (3-11)

Date	W-L	Opponent	Starter
Sept. 3	W	Denver	Blanda
Sept. 10	W	Oakland	Blanda
Sept. 18	L	at N.Y. Jets	Blanda
Sept. 25	L	at Buffalo	Blanda
Oct. 2	L	at Denver	Blanda
Oct. 16	W	N.Y. Jets	Blanda
Oct. 23	L	Miami	Blanda
Oct. 30	L	at Kansas City	Blanda
Nov. 6	L	at Oakland	Trull
Nov. 13	L	at Boston	Trull
Nov. 20	L	Buffalo	Trull
Dec. 4	L	San Diego	Trull
Dec. 11	L	Boston	Humphrey
Dec. 18	L	at Miami	Trull

**Blanda (3-5), Trull (0-5), Humphrey (0-1)**

### 1965 (4-10)

Date	W-L	Opponent	Starter
Sept. 12	W	N.Y. Jets	Blanda
Sept. 19	W	Boston	Blanda
Sept. 26	L	at Oakland	Blanda
Oct. 3	L	at San Diego	Blanda
Oct. 17	L	at Denver	Blanda
Oct. 24	W	Kansas City	Trull



## ALL-TIME STARTING QUARTERBACKS

Oct. 31	W	at Buffalo	Trull
Nov. 7	L	Oakland	Blanda
Nov. 14	L	Denver	Blanda
Nov. 21	L	at N.Y. Jets	Blanda
Nov. 28	L	at Kansas City	Blanda
Dec. 5	L	Buffalo	Blanda
Dec. 12	L	San Diego	Trull
Dec. 18	L	at Boston	Blanda

**Blanda (2-9), Trull (2-1)**

### 1964 (4-10)

Date	W-L	Opponent	Starter
Sept. 12	L	at San Diego	Blanda
Sept. 19	W	Oakland	Blanda
Sept. 27	W	at Denver	Blanda
Oct. 4	L	at Kansas City	Blanda
Oct. 11	L	Buffalo	Blanda
Oct. 17	L	at N.Y. Jets	Blanda
Oct. 25	L	San Diego	Blanda
Nov. 1	L	at Buffalo	Blanda
Nov. 6	L	at Boston	Blanda
Nov. 15	L	at Oakland	Blanda
Nov. 22	L	Kansas City	Trull
Nov. 29	L	Boston	Blanda
Dec. 13	W	N.Y. Jets	Blanda
Dec. 20	W	Denver	Blanda

**Blanda (4-9), Trull (0-1)**

### 1963 (6-8)

Date	W-L	Opponent	Starter
Sept. 7	L	Oakland	Blanda
Sept. 14	W	Denver	Blanda
Sept. 22	L	at N.Y. Jets	Blanda
Sept. 28	W	Buffalo	Blanda
Oct. 6	L	Kansas City	Blanda
Oct. 13	W	Denver	Blanda
Oct. 20	W	Buffalo	Blanda
Oct. 27	W	Kansas City	Blanda
Nov. 1	L	at Boston	Blanda
Nov. 10	W	N.Y. Jets	Blanda
Dec. 1	L	at San Diego	Blanda
Dec. 8	L	Boston	Blanda
Dec. 15	L	San Diego	Lee
Dec. 22	L	at Oakland	Blanda

**Blanda (6-7), Lee (0-1)**

### 1962 (11-3)

Date	W-L	Opponent	Starter
Sept. 9	W	at Buffalo	Blanda
Sept. 16	L	at Boston	Blanda
Sept. 23	W	at San Diego	Blanda
Oct. 7	W	Buffalo	Blanda
Oct. 14	W	N.Y. Titans	Blanda
Oct. 21	L	at Denver	Blanda
Oct. 28	L	Dallas	Blanda
Nov. 4	W	at Dallas	Blanda
Nov. 11	W	at Oakland	Blanda
Nov. 18	W	Boston	Blanda
Nov. 25	W	San Diego	Blanda
Dec. 2	W	Denver	Blanda
Dec. 9	W	Oakland	Blanda
Dec. 15	W	at N.Y. Titans	Blanda

#### AFL Championship

Dec. 23	L (P)	Dallas	Blanda
---------	-------	--------	--------

**Blanda (11-3, 0-1)**

### 1961 (10-3-1)

Date	W-L	Opponent	Starter
Sept. 9	W	Oakland	Blanda
Sept. 24	L	at San Diego	Blanda
Oct. 1	L	at Dallas	Blanda
Oct. 8	L	Buffalo	Lee
Oct. 13	T	at Boston	Lee
Oct. 22	W	Dallas	Lee
Oct. 29	W	at Buffalo	Blanda
Nov. 5	W	at Denver	Blanda
Nov. 12	W	Boston	Blanda
Nov. 19	W	N.Y. Titans	Blanda
Nov. 26	W	Denver	Blanda
Dec. 3	W	San Diego	Blanda
Dec. 10	W	at N.Y. Titans	Blanda
Dec. 17	W	at Oakland	Blanda

#### AFL Championship

Dec. 24	W (P)	at San Diego	Blanda
---------	-------	--------------	--------

**Blanda (9-2, 1-0), Lee (1-1-1)**

### 1960 (10-4)

Date	W-L	Opponent	Starter
Sept. 11	W	at Oakland	Blanda
Sept. 18	W	L.A. Chargers	Blanda
Sept. 25	L	Oakland	Blanda
Oct. 9	W	N.Y. Titans	Blanda
Oct. 16	W	Dallas	Blanda
Oct. 23	W	at N.Y. Titans	Blanda
Oct. 30	L	at Buffalo	Blanda
Nov. 6	W	at Denver	Blanda
Nov. 13	L	at L.A. Chargers	Blanda
Nov. 20	W	Denver	Lee
Nov. 25	W	at Boston	Lee
Dec. 4	L	at Dallas	Lee
Dec. 11	W	Buffalo	Blanda
Dec. 18	W	Boston	Blanda

#### AFL Championship

Jan. 1	W (P)	L.A. Chargers	Blanda
--------	-------	---------------	--------

**Blanda (8-3, 1-0), Lee (2-1)**

## ALL-TIME ALL-PRO SELECTIONS

### AFL ALL-PRO

- 1960** George Blanda, QB (Honorable Mention, UPI)  
 Billy Cannon, RB (Second Team, UPI, OF)  
 Mike Dukes, LB (First Team, UPI)  
 Don Floyd, DE (Honorable Mention, UPI)  
 Bill Groman, E (First Team, UPI, OF)  
 Charles Hennigan, RB (Honorable Mention, UPI)  
 Al Jamison, T (First Team, AP, Second Team OF)  
 Mark Johnston, S (First Team, AP, Second Team, UPI, OF)  
 Rich Michael, T (First Team, UPI, OF)  
 Dennit Morris, LB (Second Team OF, Honorable Mention, UPI)  
 Jim Norton, S (Honorable Mention, UPI)  
 Hugh Pitts, LB (Honorable Mention, UPI)  
 Dave Smith, (First Team, AP, UPI, OF)  
 Julian Spence, CB (First Team, UPI)  
 Orville Trask, DT (Second Team, UPI, OF)  
 Fred Wallner, T (Honorable Mention, UPI)
- 1961** Tony Banfield, CB (First Team, AP, UPI, OF, SN, Second Team, NY)  
 George Blanda, QB (First Team, AP, UPI, OF, SN, NY)  
 Billy Cannon, HB (First Team, AP, UPI, OF, SN, NY)  
 Don Floyd, DE (First Team, OF)  
 Bill Groman, E (First Team, AP, SN, Second Team, UPI, NY)  
 Charles Hennigan, E (First Team, AP, UPI, OF, SN, NY)  
 Ed Husmann, DT (Second Team, UPI, NY)  
 Al Jamison, T (First Team, AP, UPI, OF, SN, NY)  
 Mark Johnston, S (First Team, NY)  
 Jim Norton, S (Second Team, UPI, NY)  
 Bob Schmidt, C (Second Team, OF)  
 Bob Talamini, G (Second Team, OF, UPI)  
 Charley Tolar, FB (Second Team, UPI, OF)
- 1962** Tony Banfield, CB, (First Team, AP, UPI, OF)  
 George Blanda, QB (Second Team, AP, UPI)  
 Doug Ciine, OLB (Second Team, AP UPI)  
 Don Floyd, DE (First Team, AP, UPI, OF)  
 Charles Hennigan, E (First Team, AP, UPI, OF)  
 Ed Husmann, DT (First Team AP, UPI)  
 Al Jamison, T (First Team, AP, UPI)  
 Jim Norton, S (First Team, UPI, Second Team, AP)  
 Bob Schmidt, C (Second Team, AP, UPI)  
 Bob Talamini, G (First Team UPI, OF)  
 Charley Tolar, FB (Second Team, AP, UPI)
- 1963** Tony Banfield, CB (First Team, AP, UPI, OF, PF)  
 George Blanda, QB (Second Team, AP, NY)  
 Doug Cline, OLB (Second Team, AP, NY, UPI)  
 Don Floyd, DE (Second Team, NY)  
 Fred Glick, S (First Team, AP, UPI, OF, NEA, NY)  
 Charles Hennigan, E (Second Team, NEA, NY, Honorable Mention, AP)  
 Ed Husmann, DT (Second Team, UPI)  
 Bobby Jancik, S (Second Team, NY, Honorable Mention, AP, UPI)  
 Rich Michael, T (Honorable Mention, UPI)  
 Bob Schmidt, C (Second Team, UPI, NEA)  
 Bob Talamini, G (First Team, AP, OF, NEA, NY, Second Team, UPI)  
 Hogan Wharton, G (Honorable Mention, AP)
- 1964** Sonny Bishop, T (Second Team, UPI)  
 Sid Blanks, T (Second Team, UPI)  
 Don Floyd, DE (Second Team, UPI)  
 Fred Glick, S (First Team, OF, Second Team, NEA)  
 Charles Hennigan, E (First Team, AP, UPI, NEA, OF, NY)  
 Pete Jaquess, CB (Second Team, AP)  
 Bob Talamini, G (First Team, NEA, OF, Second Team, AP, UPI, NY)
- 1965** Sonny Bishop, G (Second Team, NY)  
 Ode Burrell, RB (Second Team, NY)  
 Willie Frazier, TE (First Team, AP, UPI, OF, NEA, NY)  
 W.K. Hicks, CB (Second Team, AP, UPI, NY)  
 Bob Talamini, G (First Team, AP, UPI, OF, NY)
- 1966** Johnny Baker, OLB (Second Team, NEA)  
 George Blanda, K (Second Team, NY)  
 Walter Suggs, T (Second Team, UPI, NEA)  
 Bob Talamini, G (First Team, OF, Second Team, UPI, NEA, NY)
- 1967** Miller Farr, CB (First Team, AP, UPI, NEA, SN, FN, NY, DE)

### LEGEND

- AP** - Associated Press  
**CP** - College & Pro Football Newsweekly  
**DMN** - Dallas Morning News  
**DB** - Dick Butkus Football Network  
**DE** - Detroit News  
**DH** - Don Heinrich (Pro Football Scouts)  
**DP** - Diet Pepsi Rookie Rookie of the Year  
**DZ** - Paul Zimmerman (N.Y. Post, 1969 -78; Sports Ill., 1979-present)  
**FD** - Football Digest  
**FI** - NFL Films  
**FN** - Football News  
**FO** - Gordon Forbes, USA Today  
**FW** - Pro Football Weekly  
**FX** - Larry Fox, N.Y. Daily News  
**GN** - Gannett News Service  
**HF** - Pro Football Hall of Fame  
**JT** - Joe Theismann  
**NA** - The National  
**NBC** - NBC Sports.com  
**NEA** - Newspaper Enterprise Association  
**NY** - New York Daily News  
**OA** - Bob Oates, L.A. Times  
**OF** - Official AFL Team  
**PF** - Pro Football Digest  
**PK** - Peter King, Sports Illust.  
**RS** - Pamela Robbins Scott  
**SI** - Sports Illustrated  
**SN** - The Sporting News  
**TP** - Topps All-Pro Team  
**UPI** - United Press International  
**USA** - USA Today  
**WA** - Pro Football Writers of America
- Hoyle Granger, RB (Second Team, AP, UPI, NEA)  
 Pat Holmes, DE (First Team, AP, UPI, NEA, FN, DE, Second Team, SN, NY)  
 Bobby Maples, C (Second Team, AP, UPI, NY)  
 Jim Norton, S (First Team, FN, DE, Second Team, AP, UPI, NY)  
 Walter Suggs, T (First Team, SN, FN, Second Team, AP, UPI, NEA)  
 Bob Talamini, G (First Team, AP, UPI, NEA, SN, FN, DE)  
 George Webster, OL (First Team, AP, UPI, NEA, SN, FN, NY, DE)
- 1968** Miller Farr, CB (First Team, PF, AP, UPI, NEA, SN, FN, NY, FW)  
 Hoyle Granger, RB (Second Team, FN)  
 Ken Houston, S (Second Team, SN, NEA)  
 Alvin Reed, TE (First Team, SN, FN, NY, Second Team, AP, UPI)  
 Walter Suggs, T (First Team, SN, Second Team, AP, UPI, NEA, FN)  
 George Webster, OLB (First Team, PF, WA, AP, UPI, NEA, SN, FN, NY, FW)
- 1969** Elvin Bethea, DE (Second Team, UPI)  
 Sonny Bishop, G (Second Team, SN, Honorable Mention, UPI)  
 Garland Boyette, MLB (Honorable Mention, UPI)  
 Miller Farr, CB (First Team, SN, Second Team, AP, UPI, NEA, NY, SI)  
 Hoyle Granger, RB (Second Team, SI, Honorable Mention, UPI, PF)  
 Ken Houston, S (First Team, NY, SI, Second Team, AP, UPI, SN,

## ALL-TIME ALL-PRO SELECTIONS

FN)  
 Alvin Reed, TE (First Team, SN, Second Team, AP, UPI, NEA, NY, SI, PF)  
 Tom Regner, G (Honorable Mention, UPI)  
 George Webster, OLB (First Team, WA, AP, UPI, NEA, SN, NY, SI, PF, Second Team, HF, NEA)  
 Walter Suggs, T (Second Team, AP, UPI, NEA, NY)

### NFL ALL-PRO

**1970** Ken Houston, S (Second Team, NEA)  
**1971** Ken Houston, S (First Team, DZ, TP, FW, Second Team, WA, NEA, FN)  
**1972** Ken Houston, S (Second Team, WA, NEA)  
**1973** Elvin Bethea, DE (Second Team, NEA)  
**1975** Elvin Bethea, DE (First Team, FN, CP, Second Team, AP, NEA)  
 Robert Brazile, OLB (First Team, DZ)  
 Curley Culp, DT (First Team, AP, WA, NEA, NY, FW)  
 Billy Johnson, KR (First Team, FW, Second Team, FN)  
**1976** Robert Brazile, OLB (First Team, WA, FN, NY, Second Team, AP)  
**1977** Robert Brazile, OLB (First Team, NEA, Second Team, AP)  
 Ken Burrough, WR (Second Team, AP, NEA)  
 Curley Culp, DT (Second Team, NEA)  
 Billy Johnson, KR (First Team, AP, WA, TP, NY, FX, CP, RS, FW)  
**1978** Elvin Bethea, DE (Second Team, NEA)  
 Robert Brazile, OLB (First Team, AP, WA, NEA, CP, FW)  
 Earl Campbell, RB (First Team, AP, WA, NEA, CP, DZ, NY, FX, FW)  
 Curley Culp, DT (Second Team, AP, NEA)  
**1979** Elvin Bethea, DE (Second Team, AP)  
 Robert Brazile, OLB (First Team, AP, FW, NEA, WA)  
 Earl Campbell, RB (First Team, AP, SN, FW, NEA, WA)  
 Curly Culp, DT (Second Team, AP)  
 Toni Fritsch, PK (First Team, AP, WA, NEA, DZ)  
 Leon Gray, T (First Team, AP, WA, NEA, CP, FW)  
 Vernon Perry, S (First Team, DZ)  
 Mike Reinfeldt, S (First Team, AP, WA, NEA, CP, NY, FX, FW)  
**1980** Gregg Bingham, ILB (First Team, FX)  
 Robert Brazile, OLB (First Team, WA, NEA, SN, CP, FD, FX, FW, Second Team, AP)  
 Earl Campbell, RB (First Team, AP, WA, NEA, SN, CP, FD, DZ, NY, FX, FW)  
 Leon Gray, T (First Team, AP, WA, SN, FD, FW, Second Team, NEA)  
 Bob Young, G (First Team, FD)  
**1981** Gregg Bingham, ILB (Honorable Mention, DH)  
 Robert Brazile, OLB (Second Team, AP, DH)  
 Earl Campbell, RB (First Team, CP, Second Team, DH)  
 Dave Casper, TE (Honorable Mention, DH)  
 Vernon Perry, S (First Team, CP, Honorable Mention, DH)  
**1982** Earl Campbell, RB (Honorable Mention, DH)  
 Dave Casper, TE (Honorable Mention, OA)  
**1983** Earl Campbell, RB (Honorable Mention, DH)  
 Mike Munchak, G (Second Team, NEA)  
**1984** Mike Munchak, G (Second Team, NEA, DH)  
**1985** Bo Eason, S (Second Team, NEA)  
 Bruce Matthews, T (Honorable Mention, DH)  
 Mike Munchak, T (First Team, FD, Second Team, AP, NEA, DH)  
**1986** Bruce Matthews, T (Third Team, GN)  
**1987** Keith Bostic, S (First Team, NEA, FD, FI, Second Team, AP, DH)  
 Ray Childress, DE (Honorable Mention, DH)  
 Ernest Givins, WR (Honorable Mention, DH)  
 Warren Moon, QB (Honorable Mention, DH)  
 Mike Munchak, G (First Team, AP, WA, NEA, SN, FO, FD, TP, DH)  
 Mike Rozier, RB (Honorable Mention, DH)  
**1988** Patrick Allen, CB (Honorable Mention, AP)  
 Keith Bostic, S (Honorable Mention, AP)  
 Ray Childress, DE (Second Team, AP, NEA, CP, FD, Honorable Mention, DH)  
 Jeff Donaldson, S (Second Team, CP, Honorable Mention, AP, DH)  
 Drew Hill, WR (First Team, DH, Honorable Mention, AP)  
 Bruce Matthews, G (First Team, AP, WA, SN, FD, FO, DZ, DH, FW, Second Team, NEA, CP)

Warren Moon, QB (Honorable Mention, DH)  
 Mike Munchak, G (First Team, WA, NEA, FO, FW, Second Team, AP)  
**1989** Ray Childress, DE (Second Team, AP, Honorable Mention, DH)  
 Bruce Matthews, G (First Team, AP, SN, DZ, FD, FI, FW, Second Team, NEA, CP)  
 Greg Montgomery, P (First Team, NEA, Honorable Mention, DH)  
 Warren Moon, QB (Honorable Mention, DH)  
 Mike Munchak, G (First Team, NEA, FO, Second Team, AP)  
 Eugene Seale, ST (First Team, FW)  
**1990** Ray Childress, DE (First Team, WA, CP, FO, DZ, SN, DH, Second Team, AP, NEA, NA, Honorable Mention, PK)  
 Ernest Givins, WR (Second Team, AP, Honorable Mention, DH, PK)  
 Drew Hill, WR (Honorable Mention, AP, DH)  
 Haywood Jeffires, WR (Second Team, CP, NA, Honorable Mention, DH)  
 Richard Johnson, CB (Second Team, CP, Honorable Mention, AP)  
 Terry Kinard, S (Honorable Mention, AP)  
 Bruce Matthews, G (First Team, AP, WA, NEA, CP, FO, SN, FI, DH, FW, Second Team, PK)  
 Bubba McDowell, S (Honorable Mention, AP, DH)  
 Greg Montgomery, P (Honorable Mention, AP, DH)  
 Warren Moon, QB (First Team, SN, FI, Second Team, AP, DH, Honorable Mention, FD, PK)  
 Mike Munchak, G (Second Team, AP, DH)  
**1991** Ray Childress, DT (First Team, NEA, CP, FO, FD, FI, DH, Honorable Mention, AP)  
 Cris Dishman, CB (First Team, AP, FO, FD, FI, DH, FW, Second Team, CP)  
 William Fuller, DE (Honorable Mention, AP, DH)  
 Haywood Jeffires, WR (First Team, AP, WA, FD, FI, Second Team, NEA, CP, DH)  
 Bruce Matthews, C (First Team, NEA, FD, FI, FW, Second Team, AP, CP)  
 Bubba McDowell, S (Second Team, AP, CP, DH)  
 Warren Moon, QB (Honorable Mention, AP, DH)  
 Mike Munchak, G (First Team, AP, WA, FW, CP, FD, Second Team, NEA, Honorable Mention, DH)  
 Bo Orlando, S (Honorable Mention, AP)  
 Al Smith, MLB (First Team, WA, FW, Second Team, CP, DH, Honorable Mention, AP)  
**1992** Ray Childress, DT (First Team, AP, WA, NEA, CP, FO, DZ, FI, JT)  
 Cris Dishman, S (Honorable Mention, AP)  
 William Fuller, DE (Honorable Mention, AP, JT)  
 Ernest Givins, WR (Honorable Mention, JT)  
 Haywood Jeffires, WR (Honorable Mention, AP, JT)  
 Bruce Matthews, C (First Team, AP, WA, NEA, SN, FD, JT, Second Team, CP)  
 Bubba McDowell, S (First Team, JT, Honorable Mention, AP)  
 Greg Montgomery, P (Honorable Mention, AP, JT)  
 Mike Munchak, G (Second Team, AP, CP, JT)  
 Al Smith, MLB (First Team, AP, FD, Second Team, NEA, CP, FO, Honorable Mention, JT)  
 Lorenzo White, RB (Honorable Mention, AP, JT)  
**1993** Ray Childress, DT (First Team, FO, Second Team, AP, CP, FD, Honorable Mention, JT)  
 Al Del Greco, K (Second Team, FD, Honorable Mention, AP)  
 Cris Dishman, CB (Honorable Mention, AP, JT)  
 Sean Jones, DE (Honorable Mention, AP, JT)  
 Bruce Matthews, C (First Team, WA, SN, CP, FD, FI, Second Team, AP)  
 Greg Montgomery, P (First Team, AP, WA, SN, CP, FD, FI, Honorable Mention, JT)  
 Warren Moon, QB (Honorable Mention, AP, JT)  
 Mike Munchak, G (First Team, FD, FI, Second Team, AP, CP)  
 Bo Orlando, S (Honorable Mention, AP)  
 Marcus Robertson, S (First Team, AP, SN, JT, Second Team, CP)  
 Webster Slaughter, WR (Honorable Mention, AP)  
 Al Smith, MLB (Honorable Mention, AP)  
**1994** Rich Camarillo, P (Honorable Mention, AP)  
 Bruce Matthews, C (Honorable Mention, AP)  
**1995** Michael Barrow, MLB (First Team, DZ)

## ALL-TIME ALL-PRO SELECTIONS

- Blaine Bishop, S (First Team, DZ, Second Team, FD, Honorable Mention, AP)  
 Darryll Lewis, CB (First Team, FD, TJ, Honorable Mention, AP)  
 Bruce Matthews, G (Second Team, BM, Honorable Mention, AP)  
 Mark Stepnoski, C (Honorable Mention, AP)
- 1996** Blaine Bishop, S (Honorable Mention, AP)  
 Al Del Greco, K (Honorable Mention, AP)  
 Cris Dishman, CB (Honorable Mention, AP)  
 Mel Gray, KR (Honorable Mention, AP)  
 Bruce Matthews, G, (First Team, DB, Second Team, AP, FD)  
 John Henry Mills, ST (Second Team, FI)  
 Mark Stepnoski, C (Second Team, AP, FD)
- 1997** Blaine Bishop, S (Honorable Mention, AP)  
 Brad Hopkins, T (First Team, DZ, Honorable Mention, AP)  
 Bruce Matthews, G (Honorable Mention, AP)  
 Marcus Robertson, S (First Team, DZ, Honorable Mention, AP)
- 1998** Craig Hentrich, P (First Team, AP, WA, CP, SN, FD, USA)  
 Bruce Matthews, G (First Team, AP, WA, SN, USA, Second Team, FD)  
 Frank Wycheck, TE (First Team, DZ, Second Team, CP, FD)
- 1999** Eddie George, RB (Second Team, AP, CP, FD)  
 Jevon Kearse, DE (First Team, AP, DZ, CP, SN, FD, FW, WA)  
 Bruce Matthews, G (First Team, AP, FD, FW, WA)  
 Jon Runyan, T (Second Team, AP, FD)
- 2000** Blaine Bishop, S (First Team, FD, Second Team, AP)  
 Keith Bulluck, ST (Second Team, FD)  
 Eddie George, RB (First Team, AP, CP, FD, FW, WA)  
 Jevon Kearse, DE (First Team, FO)  
 Derrick Mason, KR (First Team, AP, CP, DZ, FO, FW, SN, WA, Second Team, FD)  
 Bruce Matthews, G (First Team, AP, FW, SN, FD, WA)  
 Samari Rolle, CB (First Team, AP, CP, FD, FW, SN, WA)
- 2001** Frank Wycheck, TE (Second Team, AP)
- 2002** Keith Bulluck, LB (Second Team, AP)
- 2003** Keith Bulluck, LB (First Team, AP, DZ, FW, WA, PK)  
 Steve McNair, QB (Second Team, AP, FD, First Team, DZ)  
 Craig Hentrich, P (First Team, PD)
- 2004** Keith Bulluck, LB (First Team, DZ)
- 2007** Albert Haynesworth, DT (First Team, AP, DZ, FW, WA)  
 Rob Bironas, K (First Team, AP, SN, SI)
- 2008** Albert Haynesworth, DT (First Team, AP, SN, SI, NBC, DMN)  
 Cortland Finnegan, CB (First Team, AP, SN, SI, NBC, DMN)  
 Kevin Mawae, C (First Team, AP, NBC)  
 Michael Roos, OT (First Team, AP, SN, SI, DMN)  
 David Stewart, OT (Second Team, AP)
- 2009** Tony Brown, DT (SI)  
 Chris Johnson, RB (First Team, AP, SN, SI, FW/WA)  
 Michael Roos, OT (First Team, DMN, Second Team, AP)
- 2010** Michael Griffin, S (Second Team, AP)
- 2011** Michael Roos, OT (First Team, SN)
- ALL-AFC**
- 1970** Elvin Bethea, DE (Honorable Mention, UPI)  
 Glen Ray Hines, T (Honorable Mention, UPI)  
 Ken Houston, S (First Team, FW, Second Team, UPI)  
 Jerry LeVias, WR (Honorable Mention, UPI)  
 Zeke Moore, CB (Honorable Mention, UPI)  
 Ron Pritchard, OLB (Second Team, UPI)  
 Alvin Reed, TE (First Team, UPI, FW)  
 Walter Suggs, T (Honorable Mention, UPI)
- 1971** Elvin Bethea, DE (First Team, FW, Second Team, UPI)  
 Ken Houston, S (First Team, UPI, SN, FW)  
 Ron Pritchard, OLB (Second Team, UPI)
- 1972** Elvin Bethea, DE (First Team, SN, Second Team, UPI)  
 Ken Houston, S (Second Team, UPI)  
 Guy Murdock, C (All-Rookie)  
 Mike Tilleman, DT (Honorable Mention, UPI)
- 1973** Gregg Bingham, LB (All-Rookie)  
 Elvin Bethea, DE (Second Team, UPI)  
 John Matuszak, DT (All-Rookie)
- 1974** Elvin Bethea, DE (First Team, FW, TP, Second Team, UPI)  
 Gregg Bingham, MLB (Honorable Mention, UPI)  
 Ken Burrough, WR (Honorable Mention, UPI)
- 1975** Elvin Bethea, DE (First Team, NY)  
 Robert Brazile, OLB (Second Team, UPI, All-Rookie)  
 Curley Culp, DT (First Team, AP, UPI, SN, FW, NY, TP)  
 Billy Johnson, KR (First Team, FW, TP)
- 1976** Elvin Bethea, DE (Honorable Mention, UPI)  
 Robert Brazile, OLB (First Team, UPI, SN, FW, NY, TP, PB)  
 Curley Culp, DT (First Team, SN, FW, TP, PB, Second Team, UPI)
- 1977** Elvin Bethea, DE (Honorable Mention, UPI)  
 Robert Brazile, OLB (Second Team, UPI)  
 Ken Burrough, WR (Second Team, UPI)  
 Rob Carpenter, RB (All-Rookie)  
 Curley Culp, DT (First Team, FW, Honorable Mention, UPI)  
 Bill Carrier, DB (All-Rookie)  
 Billy Johnson, KR (First Team, FW, NY)  
 George Reihner, G (All-Rookie)
- 1978** Elvin Bethea, DE (First Team, UPI, FW, NY, FX)  
 Robert Brazile, OLB (First Team, UPI, SN, FW, FX, TP)  
 Earl Campbell, RB (First Team, UPI, SN, FW, NY, FX, TP, All-Rookie)  
 Curley Culp, DT (Second Team, UPI)  
 Greg Sampson, T (Second Team, UPI)
- 1979** Jesse Baker, DE (All-Rookie)  
 Robert Brazile, OLB (First, UPI, SN, FW)  
 Earl Campbell, RB (First Team, UPI, SN, FW, NY, FX, TP)  
 Curley Culp, DT (Second Team, UPI)  
 Toni Fritsch, PK (First Team, UPI, SN, FW, NY, FX, TP)  
 Leon Gray, T (First Team, UPI, SN, FW)  
 Carl Mauck, C (Second Team, UPI)  
 Vernon Perry, S (All-Rookie)  
 Mike Reinfeldt, S (First Team, UPI, SN, FW, NY, FX, TP)
- 1980** Gregg Bingham, ILB (First Team, FX)  
 Robert Brazile, OLB (First Team, UPI, FW, NY, FX, TP, PB)  
 Earl Campbell, RB (First Team, UPI, FW, NY, FX, TP, PB)  
 Leon Gray, T (First Team, UPI, FW, TP)  
 Carl Mauck, C (First Team, FX, Honorable Mention, UPI)  
 Vernon Perry, S (Second Team, UPI)  
 Mike Reinfeldt, S (Second Team, UPI)  
 Carl Roaches, KR (All-Rookie)  
 Greg Stemrick, CB (Second Team, UPI)
- 1981** Robert Brazile, OLB (First Team, TP, Second Team, UPI)  
 Earl Campbell, RB (First Team, FX, NY, Second Team, UPI)  
 Leon Gray, T (Second Team, UPI)  
 Vernon Perry, S (First Team, FX)  
 Carl Roaches, KR (First Team, FW, TP)
- 1982** Robert Brazile, OLB (First Team, UPI)
- 1983** Steve Brown, CB (All-Rookie)  
 Bruce Matthews, T (All-Rookie)  
 Harvey Salem, T (All-Rookie)  
 Tim Smith, WR (First Team, FW)  
 Brian Sochia, DT (All-Rookie)
- 1984** Warren Moon (All-Rookie)  
 Mike Munchak, G (First Team, FW, Second Team, UPI)  
 Dean Steinkuhler, T (All-Rookie)
- 1985** Ray Childress, DE (All-Rookie, WA)  
 Mike Munchak, G (First Team, FN, Second Team, FN, UPI)
- 1986** Ray Childress, DE (First Team, FN)  
 Ernest Givins, WR (All-Rookie, FW, WA)
- 1987** Keith Bostic, S (First Team, UPI, FW)  
 Mike Munchak, G (First Team, UPI, FW, FN)  
 Mike Rozier, RB (Second Team, UPI)
- 1988** Ray Childress, DE (First Team, UPI, FW)  
 Drew Hill, WR (Second Team, UPI)  
 Bruce Matthews, G (First Team, UPI, FW, FN)  
 Warren Moon, QB (Second Team, UPI)  
 Mike Munchak, G (First Team, FW, Second Team, UPI)  
 Eugene Seale, ST (First Team, FW)
- 1989** Ray Childress, DE (Second Team, UPI)  
 John Grimsley, ILB (Second Team, UPI)  
 Bruce Matthews, G (First Team, UPI, FW, FN)  
 Bubba McDowell, CB (All-Rookie, FW, WA)

## ALL-TIME ALL-PRO SELECTIONS

- Greg Montgomery, P (First Team, UPI, FW)  
 Warren Moon, QB (First Team, UPI, FN)  
 Mike Munchak, G (First Team, UPI, FW)  
 Tony Zendejas, K (Second Team, UPI)
- 1990** Ray Childress, DT (First Team, FN, Second Team, UPI)  
 Ernest Givins, WR (First Team, UPI)  
 Drew Hill, WR (First Team, FN, Second Team, UPI)  
 Bruce Matthews, G (First Team, UPI, FW, FN)  
 Warren Moon, QB (First Team, UPI, FW, FN)  
 Mike Munchak, G (First Team, FN, Second Team, UPI)
- 1991** Ray Childress, DT (First Team, UPI, FW)  
 Cris Dishman, CB (First Team, UPI, FW, FN)  
 John Flannery, G/C (All-Rookie, FW, WA)  
 William Fuller, DE (First Team, UPI, FW, FN)  
 Haywood Jeffires, WR (First Team, UPI, FW, FN)  
 Bruce Matthews, C (First Team, FW)  
 Mike Munchak, G (First Team, UPI, FW, FN)  
 Al Smith, (First Team, UPI, FW, FN)
- 1992** Ray Childress, DT (First Team, FW)  
 Haywood Jeffires, WR (First Team, UPI, FW, FN)  
 Bruce Matthews, C (First Team, UPI, FW, FN)  
 Greg Montgomery, P (First Team, UPI)  
 Mike Munchak, G (First Team, UPI, FW, FN)  
 Eddie Robinson, LB (All-Rookie, FW, WA)  
 Al Smith, MLB (First Team, FW, FN)
- 1993** Ray Childress, DT (First Team, UPI, FW, FN)  
 Brad Hopkins, T (All-Rookie, FW, WA)  
 Bruce Matthews, C (First Team, UPI, FW, FN)  
 Greg Montgomery, P (First Team, UPI, FW, FN)  
 Mike Munchak, G (First Team, UPI, FW, FN)
- 1995** Blaine Bishop, S (First Team, UPI, FW, FN)  
 Darryll Lewis, CB (First Team, FN, Second Team, UPI)  
 Bruce Matthews, G (First Team, UPI, FW, FN)  
 Marcus Robertson, S (First Team, UPI, FW)  
 Chris Sanders, WR (All-Rookie, FW, WA)  
 Gary Walker, DT (All-Rookie, FW, WA)
- 1996** Blaine Bishop, S (Second Team, UPI)  
 Al Del Greco, K (Second Team, UPI)  
 Eddie George, RB (Second Team, UPI, All-Rookie, FW, WA)  
 Bruce Matthews, G (First Team, UPI, FW, FN)  
 John Henry Mills, ST (First Team, FW)  
 Mark Stepnoski, C (Second Team, UPI)
- 1997** Kenny Holmes, DE (All-Rookie, FW, WA)  
 Bruce Matthews, G (First Team, FW, FN)
- 1998** Craig Hentrich, P (First Team, FW, FN)  
 Kevin Long, C (All-Rookie, FW, WA)  
 Bruce Matthews, G (First Team, FW, FN)
- 1999** Eddie George, RB (First Team, FW)  
 Jevon Kearse, DE (First Team, FW, FN, All-Rookie, FW, WA)  
 Bruce Matthews, G (First Team, FW, FN)  
 John Thornton, DT (All-Rookie, FW, WA)
- 2000** Blaine Bishop, S (First Team, FN)  
 Eddie George, RB (First Team, FN, FW)  
 Brad Hopkins, T (First Team, FW)  
 Derrick Mason, KR (First Team, FN, FW), PR (First Team, FW)  
 Bruce Matthews, G (First Team, FN, FW)  
 Samari Rolle, CB (First Team, FW, FN)
- 2002** Jeff Fisher (Coach of the Year, FD)  
 Steve McNair, QB (First Team, SI) (3rd in MVP voting, AP)  
 Carlos Hall, DE (All-Rookie, FW, WA)  
 Keith Bulluck, LB (First Team, FW, FD) (Second Team All-Pro, AP)  
 Lance Schulters, S (First Team, FW)  
 Kevin Carter, DE (Second Team, FD)
- 2003** Keith Bulluck, LB (First Team, FW)  
 Craig Hentrich, P (First Team, FW)
- 2004** Jacob Bell, G (All-Rookie, FW, WA)
- 2005** Pacman Jones, CB/PR/KR (All-Rookie, CP, FW, WA)
- 2006** Vince Young, QB (All-Rookie, PF, WA)
- 2007** Kevin Mawae, C (First Team, PK)
- 2008** Cortland Finnegan, CB (First Team, WA)  
 Chris Johnson, RB (First Team, WA, All-Rookie, FW, WA, SN)  
 Kevin Mawae, C (First Team, WA)
- 2009** Chris Johnson, RB (First Team, WA)
- 2010** Marc Mariani, PR/KR (All-Rookie, FW, WA, SN)

## ALL-TIME HONORS

*(Number of individual Pro Bowls selected in parenthesis)*

### AFL ALL-STARs

<b>1961</b>	Tony Banfield, CB (1) George Blanda, QB (1) Billy Cannon, HB (1) Don Floyd, DE (1) Charles Hennigan, E (1) Ed Husmann, DT (1) Al Jamison, T (1) Mark Johnston, S (1) Bob McLeod, E (1) Dennit Morris, LB (1) Bob Schmidt, C (1) Charley Tolar, FB (1)
<b>1962</b>	Tony Banfield, CB (2) George Blanda, QB (2) Willard Dewveall, E (1) Don Floyd, DE (2) Fred Glick, S (1) Charles Hennigan, E (2) Ed Husmann, DT (2) Al Jamison, T (2) Rich Michael, T (1) Jim Norton, S (1) Bob Schmidt, C (2) Bob Talamini, G (1) Charley Tolar, FB (2)
<b>1963</b>	Tony Banfield, CB (3) George Blanda, QB (3) Fred Glick, S (2) Charles Hennigan, E (3) Ed Husmann, DT (3) Rich Michael, T (2) Jim Norton, S (2) Bob Schmidt, C (3) Bob Talamini, G (2) Sid Blanks, RB (1) Don Floyd, DE (3) Fred Glick, S (3) Charles Hennigan, E (4) Pete Jaquess, CB (1) Bob Talamini, G (3)
<b>1965</b>	Ode Burrell, RB (2) Willie Frazier, TE (1) Charles Hennigan, E (5) Bob Talamini, G (4)
<b>1966</b>	Charles Frazier, E (1) W.K. Hicks, CB (1) Bob Talamini, G (5)
<b>1967</b>	Woody Campbell, RB (1) Miller Farr, CB (1) Hoyle Granger, RB (1) Pat Holmes, DE (1) Jim Norton, S (3) Walter Suggs, T (1) Bob Talamini, G (6) George Webster, LB (1)
<b>1968</b>	Sonny Bishop, G (1) Garland Boyette, MLB (1) Miller Farr, CB (2) Hoyle Granger, RB (2) Glen Ray Hines, T (1) Pat Holmes, DE (2) Bobby Maples, C (1) Alvin Reed, TE (1) Walter Suggs, T (2) George Webster, LB (2)
<b>1969</b>	Jim Beirne, WR (1) Elvin Bethea, DE (1) Garland Boyette, MLB (2)

Miller Farr, CB (3)  
Glen Ray Hines, T (2)  
Ken Houston, S (2)  
Jerry LeVias, WR (1)  
Zeke Moore, CB (1)  
Alvin Reed, TE (2)  
George Webster, LB (3)

### AFC PRO BOWL

<b>1970</b>	Ken Houston, S (3) Zeke Moore, CB (2)
<b>1971</b>	Elvin Bethea, DE (2) Ken Houston, S (4)
<b>1972</b>	Elvin Bethea, DE (3) Ken Houston, S (5)
<b>1973</b>	Elvin Bethea, DE (4)
<b>1974</b>	Elvin Bethea, DE (5)
<b>1975</b>	Elvin Bethea, DE (6) Ken Burrough, WR (1) Curley Culp, DT (1) Billy Johnson, KR (1) Dan Pastorini, QB (1)
<b>1976</b>	Robert Brazile, OLB (1) Curley Culp, DT (2)
<b>1977</b>	Robert Brazile, OLB (2) Ken Burrough, WR (2) Curley Culp, DT (3) Billy Johnson, KR (2)
<b>1978</b>	Elvin Bethea, DE (7) Robert Brazile, OLB (3) Earl Campbell, RB (1) Curley Culp, DT (4)
<b>1979</b>	Elvin Bethea, DE (8) Robert Brazile, OLB (4) Earl Campbell, RB (2) Toni Fritsch, K (1) Leon Gray, T (1) Mike Reinfeldt, S (1)
<b>1980</b>	Robert Brazile, OLB (5) Dave Casper, TE (1) Earl Campbell, RB (3) Greg Stemrick, CB (1)
<b>1981</b>	Robert Brazile, OLB (6) Earl Campbell, RB (4) Leon Gray, T (2) Carl Roaches, KR (1)
<b>1982</b>	Robert Brazile, OLB (7)
<b>1983</b>	Earl Campbell, RB (5)
<b>1984</b>	Mike Munchak, G (1)
<b>1985</b>	Mike Munchak, G (2)
<b>1987</b>	Keith Bostic, S (1) Mike Munchak, G (3) Mike Rozier, RB (1)
<b>1988</b>	Keith Bostic, S (2) Ray Childress, DE (1) John Grimsley, ILB (1) Drew Hill, WR (1) Bruce Matthews, G (1) Warren Moon, QB (1) Mike Munchak, G (4) Mike Rozier, RB (2)
<b>1989</b>	Bruce Matthews, G (2) Warren Moon, QB (2) Mike Munchak, G (5)
<b>1990</b>	Ray Childress, DT (2) Ernest Givins, WR (1) Drew Hill, WR (2) Bruce Matthews, G (3) Warren Moon, QB (3) Mike Munchak, G (6)
<b>1991</b>	Ray Childress, DT (3) Cris Dishman, CB (1)

<b>1992</b>	William Fuller, DE (1) Haywood Jeffires, WR (1) Bruce Matthews, C (4) Warren Moon, QB (4) Mike Munchak, G (7) Al Smith, MLB (1) Ray Childress, DT (4) Curtis Duncan, WR (1) Ernest Givins, WR (2) Haywood Jeffires, WR (2) Bruce Matthews, C (5) Warren Moon, QB (5) Mike Munchak, G (8) Al Smith, MLB (2) Lorenzo White, RB (1)
<b>1993</b>	Ray Childress, DT (5) Haywood Jeffires, WR (3) Sean Jones, DE (1) Bruce Matthews, C (6) Greg Montgomery, P (1) Warren Moon, QB (6) Mike Munchak, G (9) Webster Slaughter, WR (2,1)
<b>1994</b>	Bruce Matthews, C (7)
<b>1995</b>	Blaine Bishop, S (1) Darryll Lewis, CB (1) Bruce Matthews, C (8) Mark Stepanoski, C (4, 1)
<b>1996</b>	Blaine Bishop, S (2) Bruce Matthews, G (9) John Henry Mills, ST (1) Mark Stepanoski, C (5, 2)
<b>1997</b>	Blaine Bishop, S (3) Eddie George, RB (1) Bruce Matthews, G (10)
<b>1998</b>	Eddie George, RB (2) Craig Hentrich, P (1) Bruce Matthews, G (11) Frank Wycheck, TE (1)
<b>1999</b>	Eddie George, RB (3) Jevon Kearse, DE (1) Frank Wycheck, TE (2) Bruce Matthews, G (12)
<b>2000</b>	Blaine Bishop, S (4) Eddie George, RB (4) Brad Hopkins, T (1) Jevon Kearse, DE (2) Derrick Mason, KR (1) Bruce Matthews, G (13) Steve McNair, QB (1) Samari Rolle, CB (1) Frank Wycheck, TE (3)
<b>2001</b>	Bruce Matthews, G (14) Jevon Kearse, DE (3)
<b>2002</b>	Kevin Carter, DE (2, 1)
<b>2003</b>	Steve McNair, QB (2) Keith Bulluck, LB (1) Brad Hopkins, OT (2) Craig Hentrich, P (2) Derrick Mason, WR (2)
<b>2005</b>	Steve McNair, QB (3) Kyle Vanden Bosch, DE (1)
<b>2006</b>	Vince Young, QB (1)
<b>2007</b>	Rob Bironas, K (1) Albert Haynesworth, DT (1) Kyle Vanden Bosch, DE (2)
<b>2008</b>	Cortland Finnegan, CB (1) Albert Haynesworth, DT (2) Kevin Mawae, C (7, 1) Chris Hope, S (1) Chris Johnson, RB (1) Michael Roos, OT (1)

## ALL-TIME HONORS

1978 Kerry Collins, QB (2, 1)  
Michael Griffin, S (1)

2009 Chris Johnson, RB (2)  
Kevin Mawae, C (8, 2)  
Kyle Vanden Bosch, DE (3)  
Vince Young, QB (2)

2010 Jason Babin, DE (1)  
Michael Griffin, S (2)  
Chris Johnson, RB (3)  
Marc Mariani, KR/PR (1)

### ASSOCIATED PRESS NFL MVP

1979 Earl Campbell, RB  
2003 Steve McNair, QB

### BERT BELL TROPHY

(NFL Most Valuable Player presented by Philadelphia Maxwell Club)

1979 Earl Campbell, RB

### BERT BELL ROOKIE OF YEAR

(NFL Rookie Most Valuable Player presented by Philadelphia Maxwell Club)

1996 Eddie George, RB

### AFL PLAYER OF YEAR

1961 George Blanda, QB (UPI, SN)  
1967 George Blanda, QB (SN)

### AFL DEFENSIVE ROOKIE OF YEAR

1967 George Webster, LB (SN)

### NFL PLAYER OF THE YEAR

1978 Earl Campbell, RB (NEA, WA, FD, NY)  
1979 Earl Campbell, RB (NEA, WA)  
1980 Earl Campbell, RB (NEA, NY, CP)  
2003 Steve McNair, QB (DZ)

### NFL OFFENSIVE PLAYER OF YEAR

1978 Earl Campbell, RB (AP)  
1979 Earl Campbell, RB (AP, FW)  
1980 Earl Campbell, RB (AP)  
1990 Warren Moon, QB (AP)  
2009 Chris Johnson, RB (AP)

### NFL DEFENSIVE PLAYER OF YEAR

1975 Curley Culp, DT (NEA)  
1979 Jesse Baker, DT (FW)

### NFL ROOKIE OF YEAR

1978 Earl Campbell, RB (AP)  
1979 Jesse Baker, DT (FW)  
1996 Eddie George, RB (SN, FW, SI)  
2006 Vince Young, QB (SI, DP)

### NFL OFFENSIVE ROOKIE OF YEAR

1978 Earl Campbell, RB (FW)  
1996 Eddie George, RB (AP, FW, FD, CP)  
2006 Vince Young, QB (AP, PF, WA)

### NFL DEFENSIVE ROOKIE OF YEAR

1975 Robert Brazile, LB (AP)  
1979 Jesse Baker, DT (FW)  
1999 Jevon Kearse, DE (AP, FN, FW, CP, FD)

### AFC PLAYER OF YEAR

1978 Earl Campbell, RB (SN, NY)  
2000 Eddie George, RB (FN)

### AFC OFFENSIVE PLAYER OF YEAR

1978 Earl Campbell, RB (UPI, KC)  
1990 Warren Moon, QB (UPI)

### AFC DEFENSIVE PLAYER OF YEAR

1975 Robert Brazile, LB (SN)  
1979 Jesse Baker, DT (FW)  
Mike Reinfeldt, S (KC)

### DIET PEPSI ROOKIE OF YEAR

2006 Vince Young, QB

### ED BLOCK COURAGE AWARD

(nominee from each NFL team for courage in battling injuries)

1984 Bob Hamm  
1985 Pat Howell  
1986 Dean Steinkuhler  
1987 Kent Hill  
1988 Alonzo Highsmith  
1989 Doug Smith  
1990 Mike Munchak  
1991 Bubba McDowell  
1992 Warren Moon  
1993 Curtis Duncan  
1994 Marcus Robertson  
1995 Barron Wortham  
1996 Blaine Bishop  
1997 Bruce Matthews  
1998 Steve Jackson  
1999 Steve McNair  
2000 Kenny Holmes  
2001 Kevin Dyson  
2002 Eddie George  
2003 Kevin Carter  
2004 Keith Bulluck  
2005 Tank Williams  
2006 Brandon Jones  
2007 David Thornton  
2008 Chris Hope  
2009 Kevin Mawae  
2010 Will Witherspoon  
2011 Derrick Morgan

### TITANS MAN OF THE YEAR

(nominee from each NFL team for Walter Payton NFL Man of the Year)

1996 Marcus Robertson  
1997 Al Del Greco  
1998 Al Del Greco  
1999 Chris Sanders  
2000 Kenny Holmes  
2001 Jason Fisk  
2002 Kevin Carter  
2003 Kevin Carter  
2004 Kevin Carter  
2005 Steve McNair  
2006 Keith Bulluck  
2007 Keith Bulluck  
2008 David Thornton  
2009 Kyle Vanden Bosch  
2010 Cortland Finnegan  
2011 Cortland Finnegan

### NFL PLAYER OF WEEK

1984 Larry Moriarty, RB, Week 11 (AFC Offensive)  
1985 Steve Brown, CB, Week 1 (AFC Defensive)  
Bo Eason, S, Week 12 (AFC Defensive)

1987 Eugene Seale, LB, Week 4 (AFC Defensive)  
1988 Ray Childress, DT, Week 1 (AFC Defensive)  
Allen Pinkett, RB, Week 4 (AFC Offensive)  
Drew Hill, WR, Week 9 (AFC Offensive)  
1989 Warren Moon, QB, Week 6 (AFC Offensive)  
1990 Warren Moon, QB, Week 6 (AFC Offensive)  
Johnny Meads, LB, Week 7 (AFC Defensive)  
Warren Moon, QB, Week 11 (AFC Offensive)  
Lorenzo White, RB, Week 12 (AFC Offensive)  
Warren Moon, QB, Week 15 (AFC Offensive)  
Cody Carlson, QB, Week 17 (AFC Offensive)  
1991 Lamar Lathon, LB, Week 2 (AFC Defensive)  
Ernest Givins, WR, Week 6 (AFC Offensive)  
Haywood Jeffires, WR, Week 7 (AFC Offensive)  
Warren Moon, QB, Week 12 (AFC Offensive)  
Ray Childress, DT, Week 15 (AFC Defensive)  
William Fuller, DE, Week 16 (AFC Offensive)  
1992 Cody Carlson, QB, Week 13 (AFC Offensive)  
Lorenzo White, RB, Week 16 (AFC Offensive)  
Ray Childress, DT, Week 17 (AFC Defensive)  
1993 Marcus Robertson, S, Week 2 (AFC Defensive)  
Greg Montgomery, P, Week 7 (AFC Special Teams)  
Warren Moon, QB, Week 8 (AFC Offensive)  
Gary Brown, RB, Week 11 (AFC Offensive)  
Marcus Robertson, S, Week 12 (AFC Defensive)  
William Fuller, DE, Week 13 (AFC Defensive)  
Steve Jackson, CB, Week 14 (AFC Defensive)  
Gary Brown, RB, Week 16 (AFC Offensive)  
Blaine Bishop, S, Week 17 (AFC Defensive)  
Ray Childress, DT, Week 18 (AFC Defensive)  
1995 Chris Chandler, QB, Week 4 (AFC Offensive)  
John Henry Mills, LB, Week 4 (AFC Special Teams)  
Cris Dishman, CB, Week 9 (AFC Defensive)  
1996 Eddie George, RB, Week 2 (AFC Offensive)  
Mel Gray, KR, Week 6 (AFC Defensive)  
1997 Eddie George, RB, Week 1 (AFC Offensive)

## ALL-TIME HONORS

**1998** **M. Robertson, FS, Week 14**  
(AFC Defensive)  
**Blaine Bishop, SS, Week 6**  
(AFC Defensive)  
**Mike Archie, RB, Week 7**  
(AFC Special Teams)  
**Eddie George, RB, Week 10**  
(AFC Offensive)  
**Craig Hentrich, P, Week 10**  
(AFC Special Teams)  
**1999** **Al Del Greco, K, Divisional**  
(AFC Special Teams)  
**Steve McNair, QB, Week 8, 16,**  
**AFC Champ.**  
(AFC Offensive)  
**Derrick Mason, WR/KR,**  
**Week 12, AFC Champ.**  
(AFC Special Teams)  
**Eddie Robinson, LB, Week 14**  
(AFC Defensive)  
**Kevin Dyson, Frank Wycheck,**  
**Wild Card**  
(AFC Special Teams)  
**2000** **Derrick Mason, KR/PR, Week 4**  
(AFC Special Teams)  
**Randall Godfrey, LB, Week 8, 17**  
(AFC Defensive)  
**Samari Rolle, CB, Week 9**  
(AFC Defensive)  
**Al Del Greco, K, Week 14**  
(AFC Special Teams)  
**Eddie Robinson, LB, Week 14**  
(AFC Defensive)  
**Eddie George, RB, Week 16**  
(AFC Offensive)  
**2001** **Joe Nedney, K, Week 5**  
(AFC Special Teams)  
**Joe Nedney, K, Week 6**  
(AFC Special Teams)  
**Steve McNair, QB, Week 8**  
(AFC Offensive)  
**Derrick Mason, WR, Week 10**  
(AFC Special Teams)  
**Steve McNair, QB, Week 12**  
(AFC Offensive)  
**2002** **Carlos Hall, DE, Week 1**  
(AFC Defensive)  
**Steve McNair, QB, Week 9**  
(AFC Offensive)  
**Frank Wycheck, TE, Divisional**  
(NFL Offensive)  
**2003** **Craig Hentrich, P, Week 1**  
(AFC Special Teams)  
**Rocky Boiman, LB, Week 4**  
(AFC Defensive)  
**Jevon Kearse, DE, Week 7**  
(AFC Defensive)  
**Justin McCareins, WR, Week 12**  
(AFC Special Teams)  
**Craig Hentrich, P, Week 16**  
(AFC Special Teams)  
**Gary Anderson, K, Week 17**  
(AFC Special Teams)  
**Gary Anderson, K, Wild Card**  
(AFC Special Teams)  
**2004** **Chris Brown, RB, Week 5**  
(AFC Offensive)  
**2005** **Pacman Jones, CB, Week 14**  
(AFC Special Teams)  
**2006** **Vince Young, QB, Week 16**  
(AFC Offensive)  
**Casey Cramer, TE, Week 6**

(AFC Special Teams)  
**Rob Bironas, K, Week 13**  
(AFC Special Teams)  
**2007** **Chris Brown, RB, Week 1**  
(AFC Offensive)  
**Keith Bulluck, LB, Week 3**  
(AFC Defensive)  
**Kyle Vanden Bosch, DE, Week 16**  
(AFC Defensive)  
**Rob Bironas, K, Week 7**  
(AFC Special Teams)  
**Rob Bironas, K, Week 17**  
(AFC Special Teams)  
**2008** **Cortland Finnegan, Week 1**  
(AFC Defensive)  
**Keith Bulluck, LB, Week 2**  
(AFC Special Teams)  
**Craig Hentrich, P, Week 10**  
(AFC Special Teams)  
**Chris Hope, S, Week 8**  
(AFC Defensive)  
**2009** **Chris Johnson, RB, Week 8**  
(AFC Offensive)  
**Vince Young, QB, Week 12**  
(AFC Offensive)  
**Keith Bulluck, LB, Week 14**  
(AFC Defensive)  
**2010** **Chris Johnson, RB, Week 5**  
(AFC Offensive)  
**Marc Mariani, KR/PR, Week 11**  
(AFC Special Teams)  
**2011** **Marc Mariani, KR/PR, Week 10**  
(AFC Special Teams)  
**Chris Johnson, RB, Week 12**  
(AFC Offensive)  
**Colin McCarthy, LB, Week 13**  
(AFC Defensive)

### NFL.COM ALL-HEART PLAYER OF WEEK

**2000** **Eddie George, RB, Week 6**  
**Bruce Matthews, G, Week 7**

### NFL PLAYER OF MONTH

**1988** **Drew Hill, WR, September**  
(AFC Offensive)  
**1990** **Warren Moon, QB, November**  
(AFC Offensive)  
**1991** **Cris Dishman, CB, October**  
(AFC Defensive)  
**1992** **Lorenzo White, RB, December**  
(AFC Offensive)  
**1993** **Gary Brown, RB, November**  
(AFC Offensive)  
**Al Del Greco, K, November**  
(AFC Special Teams)  
**Cris Dishman, CB, December**  
(AFC Defensive)  
**1996** **Al Del Greco, K, October**  
(AFC Special Teams)  
**1998** **Craig Hentrich, P, November**  
(AFC Special Teams)  
**1999** **Jevon Kearse, DE, December**  
(AFC Defensive)  
**2000** **Derrick Mason, KR/PR, October**  
(AFC Special Teams)  
**2002** **Steve McNair, QB, December**  
(AFC Offensive)  
**2003** **Steve McNair, QB, October**  
(AFC Offensive)  
**2007** **Rob Bironas, K, October**

(AFC Special Teams)  
**2008** **Albert Haynesworth, DT, September**  
(AFC Defensive)  
**2009** **Chris Johnson, RB, November**  
(AFC Offensive)  
**2010** **Michael Griffin, S, October**  
(AFC Defensive)

### FEDEX AIR PLAYER OF WEEK

**2003** **Steve McNair, QB, Week 6**  
**2004** **Billy Volek, QB, Week 14**

### FEDEX GROUND PLAYER OF WEEK

**2004** **Chris Brown, RB, Week 5**  
**2007** **Chris Brown, RB, Week 1**  
**2009** **Chris Johnson, RB, Week 8**  
**Chris Johnson, RB, Week 12**

### FEDEX GROUND PLAYER OF YEAR

**2009** **Chris Johnson, RB**

### NFL ROOKIE OF MONTH

**1996** **Eddie George, RB, Sept.**  
**1999** **Jevon Kearse, DE, Sept., Nov., Dec.**  
**2008** **Chris Johnson, RB, Sept.**

### PEPSI NFL ROOKIE OF THE WEEK

**2006** **Vince Young, QB, Week 12**  
**Vince Young, QB, Week 13**  
**Vince Young, QB, Week 14**  
**Vince Young, QB, Week 16**  
**2008** **Chris Johnson, RB, Week 7**  
**Chris Johnson, RBm, Week 9**  
**2011** **Colin McCarthy, LB, Week 13**

### AFC OFFENSIVE ROOKIE OF YEAR

**1996** **Eddie George, RB (PF, FD, CP)**  
**2006** **Vince Young, QB (AP, PF, WA)**

### AFC DEFENSIVE ROOKIE OF YEAR

**1999** **Jevon Kearse, DE (AP, PFW, FN,**  
**CPFW)**

### AFL ALL-ROOKIE

**1967** **George Webster, LB**

### NFL ALL-ROOKIE

**1972** **Guy Mardock, C**  
**1973** **Gregg Bingham, LB**  
**John Matuszak, DT**  
**1975** **Robert Brazile, LB**  
**1977** **Rob Carpenter, RB**  
**Bill Currier, DB**  
**George Reihner, G**  
**1978** **Earl Campbell, RB**  
**1979** **Jesse Baker, DT**  
**Vernon Perry, S**  
**1980** **Carl Roaches, KR**  
**1983** **Steve Brown, CB**  
**Bruce Matthews, T**  
**Harvey Salem, T**  
**Brian Sochia, DT**  
**1984** **Warren Moon, QB**  
**Dean Steinkuhler, T**  
**1985** **Ray Childress, DT**  
**1986** **Ernest Givins, WR**  
**1989** **Bubba McDowell, S**  
**1991** **John Flannery, C**  
**1992** **Eddie Robinson, LB**  
**1993** **Brad Hopkins, T**  
**1995** **Chris Sanders, WR**



## ALL-TIME HONORS

	Gary Walker, DT
<b>1996</b>	Eddie George, RB
<b>1997</b>	Kenny Holmes, DE
<b>1998</b>	Kevin Long, C
<b>1999</b>	Jevon Kearse, DE
	John Thornton, DT
<b>2002</b>	Carlos Hall, DE
<b>2004</b>	Jacob Bell, G
<b>2005</b>	Pacman Jones, CB/PR/KR
<b>2006</b>	Vince Young, QB
<b>2008</b>	Chris Johnson, RB
<b>2010</b>	Marc Mariani, PR/KR

### **PRO BOWL PLAYER OF GAME**

<b>1976</b>	Billy Johnson, PR
-------------	-------------------

### **NFL 75th ANNIVERSARY TEAM**

Ken Houston, S
Billy Johnson, PR

### **AFL ALL-TIME TEAM**

George Blanda, K (First Team)
Miller Farr, CB (Second Team)
Charley Hennigan, WR (Second Team)
Bob Talamini, G (Second Team)
George Webster, LB (First Team)

### **NFL ALL-DECADE TEAM**

<b>1970s</b>	Robert Brazile, LB (Second Team)
	Earl Campbell, RB (Second Team)
	Ken Houston, S (First Team)
	Billy Johnson, KR (Second Team)
<b>1980s</b>	Billy Johnson, PR (First Team)
	Mike Munchak, G (Second Team)
<b>1990s</b>	Mel Gray, PR & KR (Second Team)
	Bruce Matthews, G (First Team)
	Mark Stepnoski, C (Second Team)
<b>2000s</b>	Kevin Mawae, C (First Team)

### **NFL ALUMNI**

<b>1999</b>	Jevon Kearse, DE (Pass Rusher of the Year)
<b>2000</b>	Bruce Matthews, G (Offensive Lineman of the Year)

### **TEAM CAPTAINS**

<b>2007</b>	Vince Young, QB (offense)
	Kevin Mawae, C (offense)
	Keith Bulluck, LB (defense)
	Kyle Vanden Bosch, DE (defense)
	Craig Hentrich, P (special teams)
<b>2008</b>	Vince Young, QB (offense)
	Kevin Mawae, C (offense)
	Keith Bulluck, LB (defense)

	Kyle Vanden Bosch, DE (defense)
	Craig Hentrich, P (special teams)
<b>2009</b>	Kerry Collins, QB (offense)
	Kyle Vanden Bosch, DE (defense)
	Craig Hentrich, P (special teams)
	Donnie Nickey, S (special teams)
<b>2010</b>	Vince Young, QB (offense)
	Ahmard Hall, FB (offense)
	Stephen Tulloch, LB (defense)
	Donnie Nickey, S (special teams)
<b>2011</b>	Matt Hasselbeck, QB (offense)
	Cortland Finnegan, CB (defense)
	Tim Shaw, LB (special teams)

## FRANCHISE PRO FOOTBALL HALL OF FAMERS

16



## GEORGE BLANDA

QUARTERBACK/KICKER • 6'2" • 215 lbs • COLLEGE: KENTUCKY  
 NFL SEASONS: 26 • YEARS WITH OILERS: 7 (1960-66)  
 HOMETOWN: YOUNGWOOD, PA. • BORN: SEPT. 27, 1927  
 GAMES PLAYED: 340 • HALL OF FAME INDUCTION: 1981



George Blanda, who came out of retirement with the emergence of the American Football League in 1960, was the offensive catalyst for the explosive Oiler squads of the early 1960s. He played quarterback and handled the placekicking chores in Columbia blue for seven of his NFL-record 26 seasons in the league. Blanda was the team's leading passer and scorer in each of those seven seasons and still owns franchise records for most extra points (299), most touchdown passes in a season (36) and most touchdown passes in a game (7). He is also third in points scored with 596. The 36 scoring tosses stood as an NFL record for an astounding 23 years. Blanda's NFL career records included most games

(340), most points (2,002) and most extra points (943). He also passed for 236 touchdowns. Blanda captained the Oilers to two consecutive AFL titles in 1960 and 1961, earning AFL Player of the Year honors in 1961. Blanda's career was divided into three distinct parts, 10 years with the Chicago Bears, seven seasons with the Houston Oilers and nine years with the Oakland Raiders. In 1970, he became the oldest quarterback to play in a title game. He was just a month shy of his 49th birthday when he retired before the 1976 season. Blanda passed away at age 83 on Sept. 27, 2010.



## GEORGE BLANDA'S CAREER STATISTICS

Year	Team	GP	PASSING						RUSHING			
			Att	Cmp	Yds	TD	Int	Rating	Att	Yds	Avg	TD
1949-58	Chicago	116	988	445	5,936	48	70	51.3	91	312	3.4	5
1960-66	Houston	98	2,784	1,347	19,149	165	189	73.8	41	28	-0.6	4
1967-75	Oakland	126	235	119	1,835	23	18	69.4	3	4	1.3	0
<b>Totals</b>		<b>340</b>	<b>4,007</b>	<b>1,911</b>	<b>26,920</b>	<b>236</b>	<b>277</b>	<b>60.6</b>	<b>135</b>	<b>344</b>	<b>2.5</b>	<b>9</b>

Year	Team	GP	KICKING				
			FG	FGA	Pct.	PATs	Pts
1949-58	Chicago	116	82	201	40.8	247	541
1960-66	Houston	98	91	187	48.6	301	598
1967-75	Oakland	126	162	249	65.1	395	863
<b>Totals</b>		<b>340</b>	<b>335</b>	<b>637</b>	<b>52.6</b>	<b>943</b>	<b>2,002</b>

## FRANCHISE PRO FOOTBALL HALL OF FAMERS

29

**KEN HOUSTON**

**SAFETY** • 6'3" • 197 lbs • **COLLEGE:** PRAIRIE VIEW A&M  
**NFL SEASONS:** 14 • **YEARS WITH OILERS:** 6 (1967-72)  
**HOMETOWN:** LUFKIN, TEXAS • **BORN:** NOV. 12, 1944  
**GAMES PLAYED:** 196 • **HALL OF FAME INDUCTION:** 1986



Considered one of the best safeties in football history, Ken Houston picked off 49 passes (898 yards), recovered 21 fumbles and scored 12 touchdowns over his 14-season NFL career, earning Pro Bowl honors 12 consecutive times (1968-69 AFL, 1970-79 NFL). Houston returned an NFL-record nine interceptions for a touchdown in his six seasons as an Oiler. Four of those scores came in 1971, tying an NFL record. He returned two in one game against San Diego in the 1971 season finale, which also ties an NFL mark. His other three touchdowns came on a punt return, a fumble return and a blocked field goal return. Houston also holds the Oilers record for most career interception return yards with 650. With a long, fluid stride, Houston had excellent speed and quickness. His 6-3, 197-pound frame made him an ideal pass defender. Yet his lean, muscular body helped him to become a punishing tackler. Originally a ninth-round draft choice out of

Prairie View A&M, Houston earned a starter's role by the third game of his rookie season. Two weeks later in a game against the New York Jets, he scored two touchdowns, one on a 71-yard blocked field goal attempt, and the other on a 43-yard interception return. After excelling for six years with the Oilers, Ken was traded to the Redskins for five veteran players in 1973. The Redskins once referred to Houston as "pro football's most underrated superstar," but his capabilities were widely recognized. He won all-league acclaim with the Oilers in 1969 and 1971, and then was either All-Pro or All-NFC with the Redskins every year from 1973 to 1979. He was selected for either the AFL All-Star game or the AFC-NFC Pro Bowl 12 straight seasons from 1968 through 1979. He played in 183 consecutive games before suffering a broken arm against the New York Giants Nov. 25, 1979.

**KEN HOUSTON'S CAREER STATISTICS**

Year	Team	G	Int	Yds	Avg	TD	FR	TD
1967-72	Houston	84	25	650	26.0	9	11	1
1973-80	Washington	112	24	248	10.3	0	10	0
<b>Totals</b>		<b>196</b>	<b>49</b>	<b>898</b>	<b>18.3</b>	<b>9</b>	<b>21</b>	<b>1</b>

**Additional Career Statistics:** Punt Returns: 51 returns for 333 yards, 1 TD; Kickoff Returns: 3 returns for 80 yards

## FRANCHISE PRO FOOTBALL HALL OF FAMERS

34



## EARL CAMPBELL

RUNNING BACK • 5'11" • 232 lbs • COLLEGE: TEXAS  
 NFL SEASONS: 8 • YEARS WITH OILERS: 7 (1978-84)  
 HOMETOWN: TYLER, TEXAS • BORN: MARCH 29, 1955  
 GAMES PLAYED: 115 • HALL OF FAME INDUCTION: 1991



Earl Campbell, a 5-11, 232-pound ball-carrying dynamo from the University of Texas, joined the Houston Oilers as the first player taken in the 1978 National Football League Draft. The first player to earn All-Southwest Conference honors four years, Campbell was a consensus All-America and the Heisman Trophy winner in 1977. Campbell took the NFL by storm from the outset. In 1978, he was named the NFL's Most Valuable Player, All-Pro, and Rookie of the Year. He won the league rushing championship with a club-record 1,450 yards and was named to the AFC Pro Bowl squad. It was more of the same the next two years with NFL rushing titles, MVP honors, and consensus All-Pro acclaim each season. He followed his rookie campaign with 1,697 yards in 1979, but his finest year came in 1980 when he rushed for 1,934 yards, which at the time was second only to O. J. Simpson's 2,003 yards gained in 1973. That year, Campbell gained over 200 yards in four games. In 1981, he won his fourth straight AFC rushing title with 1,376 yards. A sensational runner, Campbell was picked for the Pro Bowl five of his first six NFL seasons (1978-81, 1983). In his eight-year career, which finished in New Orleans, Campbell rushed 2,187 times

for 9,407 yards, and 74 touchdowns, retiring as the NFL's seventh all-time leading rusher. He also gained 806 yards on 121 receptions to bring his career combined net yards total to 10,213. He set Oilers records for most career yards (8,574), most career attempts (1,979), most touchdown runs (73) and most consecutive games with a rushing touchdown (5). His most famous performance came in a Monday night game against Miami in his rookie season. That night, he rushed for 199 yards and four touchdowns to lead the Oilers to a spectacular 35-30 victory. In spite of the constant pounding he took from opposing defenders, Earl missed only six games out of 115 because of injuries. Midway into his seventh season, he was traded by the Oilers to the New Orleans Saints for a first-round draft pick. He played a season and a half with the Saints before retiring after the 1985 campaign. Campbell is one of just four people officially designated a Texas Legend by the Texas State Legislature. The others are Davy Crockett, Sam Houston and Stephen F. Austin. Campbell was the only designee of the 20th century.



## EARL CAMPBELL'S CAREER STATISTICS

Years	Team	G	RUSHING				RECEIVING				
			Att	Yds	Avg	TD	Rec	Yds	Avg	Lg	TD
1978-84	Houston	91	1,979	8,574	4.3	73	115	718	6.2	66	0
1984-85	New Orleans	24	208	833	4.0	1	6	88	14.7	39	0
<b>Totals</b>		<b>115</b>	<b>2,187</b>	<b>9,407</b>	<b>4.3</b>	<b>74</b>	<b>121</b>	<b>806</b>	<b>6.7</b>	<b>66</b>	<b>0</b>

**Additional Career Statistics:** Passing: 1 for 3 for 57 yards, 1 TD, 1 Int

## FRANCHISE PRO FOOTBALL HALL OF FAMERS

18


**CHARLIE JOINER**

WIDE RECEIVER • 5'11" • 188 lbs • COLLEGE: GRAMBLING  
 NFL SEASONS: 18 • YEARS WITH OILERS: 4 (1969-72)  
 HOMETOWN: MANY, LA. • BORN: OCT. 14, 1947  
 GAMES PLAYED: 239 • HALL OF FAME INDUCTION: 1996



Charlie Joiner played 18 seasons in the NFL, including his first four with the Houston Oilers. One of the league's most prolific receivers, he amassed 750 career receptions for 12,146 yards and 65 touchdowns, ranking as the league's leading receiver of all-time when he retired at the age of 39 in 1986. His 18 seasons played were longer than any other wide receiver in history at the time of his retirement. The Oilers originally targeted Joiner for the defensive backfield when they picked the 5-11, 180-pounder from Grambling in the fourth round of the 1969 AFL-NFL Draft. Joiner played briefly on defense and the kickoff return team but soon became established as a premier pass catcher. Joiner caught 82 of his 750 career passes as an Oiler, totaling 1,480 yards and 12 touchdowns. He paced the squad with 681 yards and seven touchdown grabs in 1971. In his fourth season in 1972, Houston sent him to the Cincinnati Bengals in a four-player swap. Four years later in 1976, he was traded to San Diego. With the Chargers, Joiner blossomed into super-stardom. He and quarterback Dan Fouts

formed a lethal pass-catch team that accounted for the preponderance of his 586 receptions as a Charger. During his 11 years in San Diego, Joiner caught 50 or more passes seven times and had 70 or more receptions three seasons. Injuries cut into his playing time at the beginning, but in a 193-game span over his final 13 seasons, Joiner missed only one game. He was an All-NFL pick in 1980 and a Pro Bowl choice three times. In the 1980 AFC title game, he led the Chargers with six receptions for 130 yards and two touchdowns. Blessed with excellent speed and tantalizing moves, Joiner averaged 16.2 yards per catch and accounted for 12,146 yards and 65 touchdowns. When he was inducted into the Pro Football Hall of Fame in 1996, Joiner ranked fifth in receptions and sixth in receiving yardage on the NFL's all-time list. Joiner was once described by San Francisco 49ers coaching great Bill Walsh as "the most intelligent, the smartest, the most calculating receiver the game has ever known."

**CHARLIE JOINER'S CAREER STATISTICS**

Years	Team	RECEIVING				
		G	Rec	Yds	Avg	TD
1969-72	Houston	48	106	1,919	18.1	14
1972-75	Cincinnati	39	82	1,463	17.8	6
1976-86	San Diego	152	562	8,764	15.6	45
<b>Totals</b>		<b>239</b>	<b>750</b>	<b>12,146</b>	<b>16.2</b>	<b>65</b>

**Additional Career Statistics:** Passing: 0-1; Rushing: 8 rushes for 22 yards; Kickoff Returns: 10 returns for 94 yards

## FRANCHISE PRO FOOTBALL HALL OF FAMERS

63



## MIKE MUNCHAK

GUARD • 6'3" • 281 lbs • COLLEGE: PENN STATE  
 NFL SEASONS: 12 • YEARS WITH OILERS: 12 (1982-93)  
 HOMETOWN: SCRANTON, PA. • BORN: MARCH 5, 1960  
 GAMES PLAYED: 159 • HALL OF FAME INDUCTION: 2001



Mike Munchak was the eighth player overall and the first offensive lineman chosen in the 1982 National Football League draft. Selected by the Oilers, the former Penn State standout was an immediate success with the Houston club, earning the starting left guard spot in his first training camp. The 6-3, 281-pound lineman wasted little time establishing himself as one of the premier guards in the NFL. In 1984, in just his third year in the league, he was named to the first of seven All-AFC teams. That same year he received the first of nine Pro Bowl invitations. Not coincidentally, the Oilers' on-the-field successes increased as Munchak's development and experience increased. From their dismal 1-8 record in the strike-shortened 1982 season, the Oilers improved nearly every year that Munchak played. Along the way, the team advanced to the playoffs seven consecutive years (1987-1993) and captured the 1991 and 1993 AFC Central Divisional crowns. Munchak was a devastating blocker and considered the key to an offensive line that kept the Oilers at or near the top of the NFL's offensive statistical categories. In 1988 he led the Oilers' offensive line that gave

up just 24 quarterback sacks which was third in the NFL. It was also the fewest sacks allowed by the team in 10 seasons. The following season the offensive line held opponents to no sacks in six games. In 1991, the Oilers offensive line finished second in the AFC and fourth in the NFL in the fewest quarterback sacks allowed. Behind the Munchak-led line, Houston led the NFL in total offense in 1990 and passing offense in 1990 and 1991. The Oilers finished second in points scored in 1990 and second in total offense in 1991. Equally effective as a run blocker, Munchak led the Oilers offensive charge in 1993 as the team finished fourth in the NFL in both average gain per rushing play (4.4) and average gain per offensive play (5.3). Although he suffered from chronic knee problems, Munchak played in 159 regular season games. His 12 seasons with the Oilers tied him for second longest in the franchise's history at the time of his retirement. He became the first player inducted into the Hall of Fame who played his entire career with the Oilers. Long-time teammate Bruce Matthews presented Munchak for induction.



## MIKE MUNCHAK'S CAREER STATISTICS

**Career Games Played/Started (Playoffs):** 1982: 4/3, 1983: 16/16, 1984: 16/16, 1985: 16/16, 1986: 6/6, 1987: 12/12 (2/2), 1988: 16/16 (2/2), 1989: 16/16 (1/1), 1990: 16/16 (1/1), 1991: 13/13 (2/2), 1992: 15/14 (1/1), 1993: 13/12 (1/1) **Totals: 159/156 (10/10)**

**Additional Statistics:** 1 TD (1-yard fumble recovery vs. Cleveland, 9/14/86)

## FRANCHISE PRO FOOTBALL HALL OF FAMERS

65

**ELVIN BETHEA**

DEFENSIVE END • 6'2" • 260 lbs • COLLEGE: NORTH CAROLINA A&T  
 NFL SEASONS: 16 • YEARS WITH OILERS: 16 (1968-83)  
 HOMETOWN: TRENTON, N.J. • BORN: MARCH 1, 1946  
 GAMES PLAYED: 210 • HALL OF FAME INDUCTION: 2003



Defensive end Elvin Bethea, an eight-time Pro Bowl selection during his outstanding career with the Houston Oilers, was named to the five-man class of the 2003 Pro Football Hall of Fame that included running back Marcus Allen, guard Joe DeLamielleure, wide receiver James Lofton, and coach Hank Stram. A third-round draft pick in 1968 (77th player overall) Bethea played in 210 games over 16 seasons, never missing a game until breaking his arm on Nov. 13, 1977. He was considered a "steal" in a draft class that produced three future Hall of Fame players in Larry Csonka, Art Shell, and Ron Yary. When he retired, he held three team records relating to career service: most seasons (16), most career regular season games played (210), and most consecutive regular season games played (135). Having led the team in sacks in six seasons, Bethea's unofficial 105-career sack total still ranks first in franchise history, including his team-best 17 sacks in 1973. He recorded four sacks and a fumble recovery in his best single game performance against San Diego in 1976. He played in eight playoff games and posted 691 career tackles. Bethea also played in eight

Pro Bowls (1970, 1972-1976, 1979, 1980) and earned All-Pro second-team honors in 1973, 1975, 1978, and 1979. More than just a pass rusher, Bethea was also effective against the run. Eventhough 1974 was the first year such statistics were compiled by the Oilers, his 691 career tackles, are still among the best in franchise history, even excluding the first six years of his career. "When people ask me who the best guy I ever played against was I always tell them Elvin Bethea and Lyle Alzado because both of them were complete ballplayers," said Art Shell, Hall of Fame member of the Oakland Raiders. "Elvin was one of the quickest guys I've ever been around. We always had to double-team him. There were times when I was supposed to block him when he would get by me so quick. And then Gene Upshaw was supposed to pick him up and he also got by him so quick that we would get back to the huddle and Upshaw would say, 'Did you see that?' and I'd say, 'Yeah, I saw that. He just beat the heck out of me too!' Elvin was just a great player."

**ELVIN BETHEA'S CAREER STATISTICS**

Years	Team	GP	Tackles	Sacks	FR	Int	Yds	TD
1968-83	Houston	210	691	105	16	0	0	1
<b>Totals</b>		<b>210</b>	<b>691</b>	<b>105</b>	<b>16</b>	<b>0</b>	<b>0</b>	<b>1</b>

**Additional Career Statistics:** Safeties - 2, Fumble Return for TD - 1

## FRANCHISE PRO FOOTBALL HALL OF FAMERS

1

**WARREN MOON**

QUARTERBACK • 6'3" • 212 lbs • COLLEGE: WASHINGTON  
 NFL SEASONS: 17 • YEARS WITH OILERS: 10 (1984-93)  
 HOMETOWN: LOS ANGELES, CALIF. • BORN: NOVEMBER 18, 1956  
 GAMES PLAYED: 208 • HALL OF FAME INDUCTION: 2006



Warren Moon, the fourth leading passer in NFL history, was inducted into the 2006 class of the Pro Football Hall of Fame. Moon played 10 years (1984-93) with the Oilers/Titans organization and holds the franchise records for passing yards (33,685) and touchdowns (196), while leading the Oilers to seven consecutive playoff appearances from 1987-93. During a 17-year NFL career, Moon played for the Houston Oilers, Minnesota Vikings, Seattle Seahawks and Kansas City Chiefs and amassed 49,325 passing yards, 291 touchdowns and 102 wins. He earned nine Pro Bowl invitations (tied for the most by a quarterback with John Elway and Dan Marino), posted nine 3,000 yard seasons, 49 300-yard games and led his team to nine playoff appearances. His eight consecutive playoff berths matched a feat accomplished by Terry Bradshaw and Joe Montana. At the time of his retirement, he held the single-season passing yardage record for three different franchises: Oilers (4,367 in 1991), Vikings (4,364 in 1994) and Seahawks (3,678 in 1997). Moon tallied many accomplishments during his Oiler career. His finest season came in 1990, throwing for 4,689 yards (363 for 584) and 33 touchdowns in only 15 games. He earned AP

NFL Offensive Player of the Year for his efforts and his third of nine Pro Bowl invitations. Against Kansas City in 1990, Moon threw for 527 yards, which ranks as the second highest single-game total in NFL history (Norm Van Brocklin, 554 yards in 1951). In 1991, he surpassed the previous season's yardage total with 4,690 yards and became just the third player (Marino, Fouts) in NFL history to produce consecutive 4,000 yard passing seasons. Moon joined the Oilers and the NFL in 1984, after six seasons in the Canadian Football League, where he led his team to five Grey Cups (League Champions). In the CFL, Moon threw for 21,228 yards and 144 touchdowns. Moon was driven to play in the CFL after drawing little interest from the NFL as a starting quarterback following his senior season at the University of Washington. Moon became the first African-American quarterback to be inducted into the Pro Football Hall of Fame and his legacy as a minority quarterback cannot be underestimated. At the time of his arrival in the NFL only two black quarterbacks had been significant starters for their NFL teams (Shack Harris, Rams; Doug Williams, Tampa Bay).

**WARREN MOON'S CAREER STATISTICS**

Year	Team	G	Att	PASSING					RUSHING			
				Comp	Yds	TD	Int	Rating	Att	Yds	Avg	TD
1978-83	Edmonton	96	2,382	1,369	21,228	144	77	93.8	330	1,700	5.2	16
1984-1993	Houston	141	4,546	2,632	33,685	196	166	80.3	439	1,461	3.3	21
1994-96	Minnesota	39	1,454	882	10,102	58	42	80.0	69	143	2.1	0
1997-98	Seattle	25	786	458	5,310	36	24	80.2	33	50	1.5	1
1999-00	Kansas City	3	37	16	228	1	1	59.8	2	2	1	0
<b>CFL Totals</b>		<b>96</b>	<b>2,382</b>	<b>1,369</b>	<b>21,228</b>	<b>144</b>	<b>77</b>	<b>93.8</b>	<b>330</b>	<b>1,700</b>	<b>5.2</b>	<b>16</b>
<b>NFL Totals</b>		<b>208</b>	<b>6,823</b>	<b>3,988</b>	<b>49,325</b>	<b>291</b>	<b>233</b>	<b>80.9</b>	<b>543</b>	<b>1,736</b>	<b>3.2</b>	<b>22</b>
<b>Career Totals</b>		<b>304</b>	<b>9,205</b>	<b>4,157</b>	<b>70,553</b>	<b>435</b>	<b>310</b>	<b>87.4</b>	<b>873</b>	<b>3,436</b>	<b>4.2</b>	<b>38</b>



## FRANCHISE PRO FOOTBALL HALL OF FAMERS

74



## BRUCE MATTHEWS

GUARD/TACKLE/CENTER • 6'5" • 305 lbs • COLLEGE: USC  
 NFL SEASONS: 19 • YEARS WITH OILERS: 19 (1983-2001)  
 HOMETOWN: ARCADIA, CALIF. • BORN: AUGUST 8, 1961  
 GAMES PLAYED: 296 • HALL OF FAME INDUCTION: 2007



Arguably one of the best offensive linemen to ever play the game, Bruce Matthews became the first Tennessee Titan to be inducted into the Pro Football Hall of Fame. At the time of his retirement, Matthews played in more NFL games (296) than any non-kicker in the league's history. Longevity and durability were his hallmarks, but that coupled with his unparalleled play, earning a league record 14 consecutive Pro Bowl (9 at guard and 6 at center) selections (tied with Merlin Olsen) and seven times named AP All-Pro, made him one of the all-time greats. He rose to the challenges presented to him in starting at every position on the offensive line during his NFL career (87 C, 99 LG, 67 RG, 22 RT, 17 LT). He becomes the first Hall of Fame offensive lineman to play significant time at all five offensive line positions. A constant for the Oilers/Titans franchise, Matthews started in a team record 229 consecutive games (streak started at Indianapolis, Nov. 29, 1987) and never missed a game because of injury. His 19 seasons also are a team record and he ranks second in NFL history for years with one team behind Jackie Slater, who spent 20 seasons with the Rams. Matthews and G Randall McDaniel (Vikings) were the only two NFL players to play in every game during the decade of the 90's. Matthews was a part of nearly one-half of the franchise's first 42-years of history and helped the team win 146 games, make the playoffs

nine times, earn the only three AFC Central titles in team history, earn an AFC Championship and the franchise's only Super Bowl appearance. He blocked for 15 quarterbacks and 27 running backs, including five different 1,000-yard rushers (Earl Campbell, Mike Rozier, Lorenzo White, Gary Brown and Eddie George). During his career, he played in offenses that produced nine 1,000-yard rushing seasons and eight 3,000-yard passers. Additionally, he played in 42 different stadiums during his NFL career. During his career, Matthews blocked on a line that helped produce 65 100-yard rushing performances and 48 300-yard passing performances. Originally drafted by the Houston Oilers in the first round (ninth overall) of the 1983 NFL Draft, Matthews earned All-America honors at the University of Southern California. Matthews and his brother, Clay, each played 19 NFL seasons and the duo set an NFL record for games played by a pair of brothers with 574 games. Clay Matthews played in 278 games during his NFL career. Matthews had his number 74 jersey retired by the team and was inducted into the organization's Hall of Fame during a December, 2002 ceremony. Matthews joined a 2007 Hall of Fame class that included Dallas Cowboys WR Michael Irvin, Buffalo Bills RB Thurman Thomas, Detroit Lions TE Charlie Sanders, Cleveland Browns G Gene Hickerson, and St. Louis CB Roger Wehrl.



## BRUCE MATTHEWS' CAREER STATISTICS

**Career Games Played/Started (Playoffs):** 1983: 16/15, 1984: 16/16, 1985: 16/16, 1986: 16/16, 1987: 8/5 (2/2), 1988: 16/16 (2/2), 1989: 16/16 (1/1), 1990: 16/16 (1/1), 1991: 16/16 (2/2), 1992: 16/16 (1/1), 1993: 16/16 (1/1), 1994: 16/16, 1995: 16/16, 1996: 16/16, 1997: 16/16, 1998: 16/16, 1999: 16/16 (4/4), 2000: 16/16 (1/1), 2001: 16/16, **Totals: 296/292 (15/15)**

**Career Starts Breakdown by Position:** 1983, RG 15; 1984, C 9, RG 1, RT 6; 1985, RT 16; 1986, LT 16; 1987, RG 5; 1988, RG 16; 1989, RG 15, C 1; 1990, RG 15, C 1; 1991, C 16; 1992, C 16; 1993, C 16; 1994, C 15, LT 1; 1995, LG 16; 1996, LG 16; 1997, LG 16; 1998, LG 16; 1999, LG 12, C 4; 2000, LG 16; 2001, LG 7, C 9; **Totals: 87 C, 99 LG, 67 RG, 22 RT, 17 LT**

## RETIRED JERSEY NUMBERS

In the history of the Oilers/Titans franchise, only six players have had the distinction of having their jersey number retired — **Jim Norton** (No. 43), **Elvin Bethea** (No. 65), **Earl Campbell** (No. 34), **Mike Munchak** (No. 63), **Bruce Matthews** (No. 74), and **Warren Moon** (No. 1).



**Jim Norton** played nine seasons for the Oilers (1960-68) as a safety and as a punter, establishing team records at both positions. As a rookie from the University of Idaho, Norton was a member of the Oilers' 1960 AFL Championship team. A four-time league all-star, he holds the club record for most interceptions in a career with 45. Also an accomplished punter, Norton was tops in club history with 519 career punts for a 42.3-yard career average and a long kick of 79 yards (11/22/64 vs. Kansas City).




**Elvin Bethea** joined the Oilers in 1968 after an outstanding career at North Carolina A&T. He started at defensive end in the 1968 season opener and didn't miss a game until breaking his arm in November 1977. That streak of 135 consecutive games played stands third in team history. An eight-time Pro Bowler (1970, 1972-76, 1978-80), Bethea ranks second for most seasons played (16, 1968-83), while his 210 games played (1968-83) also stands second behind Bruce Matthews. Bethea led the team

in sacks six times, including a career-best mark of 17 in 1973. The Oilers honored him with an "Elvin Bethea Appreciation Night" on Aug. 4, 1983. He became the sixth player in franchise history to be inducted into the Pro Football Hall of Fame on Aug. 3, 2003.



**Earl Campbell**, the franchise's second leading rusher and a member of the Pro Football Hall of Fame, was honored by having his number retired at ceremonies on Aug. 13, 1987. He set a single-season club record with a league-leading 1,450 yards his rookie season. Campbell followed that performance with 1,697 yards in 1979 and an astounding 1,934 yards in 1980. Both those totals led the NFL and the latter was second only to O.J. Simpson's 2,003 yards in 1973. Campbell was selected to five Pro Bowls

(1978-81, 1983) and retired as the NFL's seventh all-time leading rusher (9,407). He ranks second in franchise history in career rushing yards (8,574) and attempts (1,979), first in touchdown runs (73) and first in most consecutive games with a rushing touchdown (5).




**Mike Munchak** joined the Oilers as a first-round draft pick in 1982 out of Penn State. He was the first offensive lineman selected in the draft and the eighth overall selection. Munchak won the starting left guard position as a rookie and went on to play in 12 campaigns (1982-93) and 159 games (156 starts) for the Oilers. He is tied for third on the team's all-time list for seasons played and ranks fifth in games played. Munchak became a fixture on an offensive line that helped the Oilers to seven consecutive playoff appearances (1987-93). One of the premier guards in the National Football League, Munchak was selected to NFL's "Team of the Decade" for the 1980s and was chosen in 1989 to Oilers' 30th Anniversary "Dream Team." He ranks second in club annals with nine Pro Bowl selections, seven as a starter. Munchak announced his retirement on July 21, 1994, and on the same day, K.S. "Bud" Adams, Jr., announced that jersey No. 63 would be retired on "Mike Munchak Appreciation Day" on Nov. 6, 1994.



**Bruce Matthews** played in more games (296) than any non-kicker in NFL history. Longevity and durability were his hallmark. And that, coupled with his unparalleled play, in which he tied a league record with 14 Pro Bowl selections (tied with Merlin Olsen) and earned All-Pro honors six times, made him one of the all-time greats. He rose to the challenges presented to him in playing every position on the offensive line during his NFL career (87 at center, 99 at left guard, 67 at right guard, 22 at right tackle,

and 17 at left tackle). His number was retired during a halftime ceremony in Nashville on Dec. 8, 2002.



**Warren Moon**, the fourth leading passer in NFL history, played 10 years (1984-93) with the organization and holds the franchise records for passing yards (33,685) and touchdowns (196), while leading the Oilers to seven consecutive playoff appearances from 1987-93. Moon's finest season came in 1990, throwing for 4,689 yards (363-for-584) and 33 touchdowns in only 15 games and becoming the third player in NFL history to produce consecutive 4,000-yard passing seasons. He earned AP NFL Offensive

Player of the Year for his efforts and his third Pro Bowl berth. His jersey was retired in a halftime ceremony in Nashville on Oct. 1, 2006.

## TITANS/OILERS HALL OF FAME

In recognition of the 40th season of the Houston Oilers/Tennessee Titans organization, team owner K.S. "Bud" Adams, Jr. created an official team Hall of Fame, featuring players and staff from the past, while creating a special place for Titans stars of the future to be recognized. To date, nine individuals have been named to the franchise's Hall of Fame:

NAME	POSITION	YEARS WITH FRANCHISE	INDUCTED
K.S. "Bud" Adams, Jr.	Team Owner/Founder	1959 - present	Sept. 7, 2008
Elvin Bethea	Defensive End	1968-83	Dec. 9, 1999
George Blanda	Quarterback/Kicker	1960-66	Dec. 9, 1999
Earl Campbell	Running Back	1978-84	Dec. 9, 1999
Eddie George	Running Back	1996-2003	Oct. 27, 2008
Mike Holovak	General Manager	1989-93	Dec. 9, 1999
Ken Houston	Safety	1967-72	Dec. 9, 1999
Bruce Matthews	Offensive Lineman	1983-2002	Dec. 8, 2002
Steve McNair	Quarterback	1995-2005	Oct. 27, 2008
Warren Moon	Quarterback	1984-93	Oct. 1, 2006
Mike Munchak	Guard	1982-93	Dec. 9, 1999
Jim Norton	Safety/Punter	1960-68	Dec. 9, 1999
Frank Wycheck	Tight End	1995-2003	Oct. 27, 2008

# OILERS LOGO HISTORY

The original Oilers helmet, circa 1960, was blue with a white stripe down the middle. The oil derrick logo was also white. Although the derrick itself remained, many subtle changes were made to the helmets over the years. In 1964, two red stripes were added to the white striping on top of the helmet. Two years later, the helmet color was changed to silver with red and blue striping. The derrick, meanwhile, was changed to blue with a red outline and white background. In 1972, the helmet color was switched back to blue with red and white striping, while the derrick was changed to white with a red outline. Three years later, the helmet color was changed to its familiar white with red and blue striping. The derrick was then switched to blue with a red outline. The helmets boasted a gray facemask. In 1981, the facemask was switched to red. In 1997, the Oilers added the Tennessee logo to the back of their helmet upon their relocation to Nashville. In 1999, the franchise unveiled a new logo as the team was renamed the Tennessee Titans.



The original Houston Oilers helmet from 1960-65 was blue with a white stripe down the middle.



## HELMET HISTORY



**1960-1965, 1994 Throw-back Games**  
(Red stripe added in 1964)



**1966-1970**



**1971**

*(Additional silver stripe was used for some games; gap between the blue and red stripe pictured)*



**1972-1974**



**1975-1980**



**1981-1998**



**1999-Present**

## FRANCHISE HOMES

## JEPPESEN STADIUM — Houston



**Years Played** . . . . . 1960-64

**Record** . . . . . 26-11

**First Game** . . . . . 9/18/60 — Oilers 38, Los Angeles Chargers 28 (20,156)

**Last Game** . . . . . 12/20/64 — Oilers 34, Denver 15 (15,839)

**Highlights:** Oilers capture inaugural AFL Championship with a 24-16 win over the San Diego Chargers at Jeppesen Stadium (1/1/61)...Oilers defend that title the following year with a 10-3 win at San Diego...Jeppesen record crowd of 37,981 watches Dallas nip Oilers 20-17 in overtime in the 1962 AFL Championship Game (12/23/62).

## RICE STADIUM — Houston



**Years Played** . . . . . 1965-67

**Record** . . . . . 11-10

**First Game** . . . . . 9/12/65 — Oilers 27, New York Jets 21 (52,680)

**Last Game** . . . . . 12/16/67 — Oilers 24, San Diego 17 (19,870)

**Highlights:** Oilers wallopp Denver 45-7 (9/3/66), setting an AFL record by not allowing a Broncos first down...after four straight losing seasons, Oilers clinch Eastern Division title with 24-17 win over Chargers (12/17/67)...in 1967, Oilers become first team to go from last in the division to first in one season.

## ASTRODOME — Houston



**Years Played** . . . . . 1968-96

**Record** . . . . . 116-105-2

**First Game** . . . . . 9/9/68 — Kansas City 26, Oilers 21 (45,083)

**Last Game** . . . . . 12/15/96 — Cincinnati 21, Oilers 13 (15,131)

**Highlights:** Astrodome was the first domed stadium in the NFL...Oilers 3-2 in playoff games at Astrodome...Oilers appeared in 16 "Monday Night Football" telecasts, going 10-6...in 1980 season finale against Minnesota (12/21/80), Earl Campbell sets NFL record with his fourth 200-yard rushing game of the season...Campbell finishes with 1,934 yards, then the second-highest total in league history...Oilers set team record for points in a game with 58-14 drubbing of Cleveland (12/9/90)...Oilers beat Steelers 31-6 to win first-ever undisputed AFC Central Division title (12/8/91)...Oilers win club-record 11th consecutive game with 24-0 win over the New York Jets (1/2/94)...three former Oilers — Elvin Bethea (No. 65), Campbell (No. 34) and Mike Munchak (No. 63) — have their numbers retired.

## LIBERTY BOWL — Memphis



**Year Played** . . . . . 1997

**Record** . . . . . 6-2

**First Game** . . . . . 8/31/97 — Oilers 24, Oakland 21, OT (30,171)

**Last Game** . . . . . 12/21/97 — Oilers 16, Pittsburgh 6 (50,677)

**Highlights:** The Oilers played their first season in Tennessee at the Liberty Bowl in Memphis...Eddie George ties a franchise record with 216 yards rushing as the Tennessee Oilers win their inaugural game in Tennessee, a 24-21 overtime win over Oakland in Memphis...Oilers close out season with 16-6 win over division-winner Pittsburgh.

## DUDLEY FIELD (VANDERBILT STADIUM) — Nashville



**Year Played**.....1998

**Record**.....3-5

**First Game**.....9/13/98 — San Diego 13, Oilers 7 (41,089)

**Last Game**.....12/26/98 — Minnesota 26, Oilers 16 (41,121)

**Highlights:** Frank Wycheck catches pass from Steve McNair to score club's first touchdown in Nashville (9/13)...Oilers pummel Cincinnati 44-14 for first win in Nashville (10/18)...Al Del Greco kicks game-winning field goal to secure season sweep of Pittsburgh (11/15).

## LP FIELD — Nashville



**Years Played** . . . . . 1999-Present

**Record** . . . . . 65-39 (regular season) 2-2 (playoffs)

**First Game** . . . . . 9/12/99 — Tennessee 36, Cincinnati 35 (65,272)

**Highlights:** At LP Field, the Tennessee Titans have recorded a 67-41 home record (combined regular season and playoffs), including an undefeated 9-0 home mark in 1999. Adelphia Coliseum, as the stadium was first named, opened its doors in the national spotlight with a preseason victory over the Atlanta Falcons on Aug. 27, 1999. Tennessee opened the regular season with a come-from-behind 36-35 victory over Cincinnati. But the most memorable victory of the season came in a 22-16 Wild Card victory over Buffalo on Jan. 8, 2000. In that game, Kevin Dyson fielded a lateral pass from Frank Wycheck with 16 seconds left and raced 75 yards down the sideline for the winning score. That play, which propelled Tennessee into an AFC Divisional showdown at Indianapolis the following week, was immediately dubbed "The Music City Miracle" and will go down as one of the most memorable moments in NFL history. The Titans won 12 consecutive games to open their new stadium, breaking the NFL record. The Coliseum changed its name to LP Field on June 6, 2006, when the Titans reached a 10-year stadium naming rights agreement with Louisiana-Pacific Corporation.

## HISTORICAL HIGHLIGHTS

Click [HERE](http://www.titansonline.com) for 1959-94 highlights at [www.titansonline.com](http://www.titansonline.com).

### 1995

**January 5** – Oilers announce that Jeff Fisher will remain as head coach, officially becoming the 15th head coach in franchise history.

**January 17** – As his first hire, Fisher brings in Jerry Rhome under the title of Offensive Coordinator.

**March 3** – The Oilers jump into the free-agent pool and sign the NFL's all-time leading kickoff returner, Mel Gray. Gray joins the Oilers after successful stints with the Detroit Lions and New Orleans Saints.

**March 7** – The team announces five-year contract with KHTV/Channel 39 to broadcast Oilers' preseason games. The pact reunites the team and KHTV, which carried Oilers preseason action in '89.

**March 23** – Houston lures in one of the most coveted unrestricted free agents by signing C Mark Stepnoski from the Dallas Cowboys.

**March 28** – The Oilers sign veteran QB Chris Chandler from the Rams.

**April 22** – With the third overall choice in the draft, Houston selects Alcorn State QB Steve McNair.

**July 25** – QB Steve McNair signs contract at press conference held at Oilers' training camp.

**August 11** – Tennessee newspaper reports that Nashville Mayor Phil Bredesen is meeting with Oiler officials. Nashville is willing to build new stadium if it will attract a professional team. K.S. "Bud" Adams, Jr. and Bredesen execute an agreement that gives the City of Nashville a 70-day exclusive negotiating period with the Houston Oilers to build a stadium and relocate the team.

**August 19** – Oilers-Chargers preseason game is canceled by NFL after field is deemed unplayable for safety reasons.

**September 3** – The Oilers travel to Jacksonville and defeat the Jaguars 10-3 in the expansion team's inaugural game.

**September 24** – QB Chris Chandler connects on 23 of 26 passes for 352 yards and four touchdowns, leading Oilers to a 38-28 win over the Bengals at Riverfront Stadium. Chandler's 88.46 completion percentage misses the NFL record by one completion. Chandler, who hooked up with rookie WR Chris Sanders on touchdown passes of 58 and 46 yards, is named AFC Offensive Player of the Week.

**November 2** – Oilers' long-time equipment assistant Bill "Mojo" Lackey passes away after a massive stroke.

**November 5** – Oilers win 37-10 over Browns and dedicate game to "Mojo" and his family. The win marks the Oilers' largest margin of victory at Cleveland since a 40-10 decision on Oct. 12, 1975.

**November 12** – K.S. "Bud" Adams, Jr. and the Oilers announce the establishment of the Bill "Mojo" Lackey Memorial Award, which would be given to the player, coach or front office staff member that best exemplifies the qualities of the former equipment assistant. A \$10,000 check is given to the winner to be awarded to charity in his or her name.

**November 16** – K.S. "Bud" Adams, Jr. and Nashville Mayor Phil Bredesen sign a relocation agreement to move the Oilers to Tennessee.

**December 14** – G Bruce Matthews, S Blaine Bishop, CB Darryll Lewis and C Mark Stepnoski are selected to the Pro Bowl. Matthews sets the Oiler mark for consecutive selections with his eighth consecutive Pro Bowl honor.

**December 17** – Paul "Hoss" Noska, equipment assistant, is honored with the first Bill "Mojo" Lackey Memorial Award.

### 1996

**March 26** – Oilers sign veteran WR Willie Davis from the Kansas City Chiefs.

**April 20** – After trading down in the first round (from 9th to 17th) to acquire extra picks from Oakland, General Manager Floyd Reese and Head Coach Jeff Fisher execute a trade with the Seattle Seahawks to move back up to the 14th spot in the 1996 draft to select Heisman Trophy winner



The Oilers draft McNair in 1995

Eddie George from Ohio State. Sent to the Seahawks in the trade was DT Glenn Montgomery.

**April 30** – The National Football League approves the team's relocation to Nashville in a special owners' meeting held in Atlanta, Ga.

**May 3** – Adding more weapons to the offense, the Oilers agree to terms with RB Ronnie Harmon from the San Diego Chargers.

**May 7** – Voters of Davidson County in Nashville, Tenn., overwhelmingly approve a referendum held to decide on the use of public funding for a new downtown stadium.

**October 20** – With a 22-yard field goal, K Al Del Greco sets the club record for most career field goals, surpassing K Tony Zendejas (117).

**October 27** – Del Greco kicks the longest field goal in team history with a 56-yarder at the end of the first half versus the 49ers.

**November 17** – In a clash with the Miami Dolphins, G Bruce Matthews becomes the Oilers' all-time leader in games played with his 211th contest, breaking Elvin Bethea's mark of 210. Matthews would go on to also set the team marks for most consecutive games played and started.

**December 12** – G Bruce Matthews, S Blaine Bishop, C Mark Stepnoski and ST player John Henry Mills are selected to the Pro Bowl. Matthews extends the Oiler mark for consecutive selections (9) and ties G Mike Munchak for most overall selections (9).

**December 15** – Oilers play their final game in Houston with a 21-13 loss to the Cincinnati Bengals in the Astrodome.

**December 22** – RB Eddie George finishes the 1996 season with 1,368 yards rushing en route to Rookie of the Year accolades. In addition, George's ground totals were only 82 yards shy of RB Earl Campbell's rookie record of 1,450. On this day, George would also help the Oilers to a 24-21 win over the Baltimore Ravens for a franchise-best 6-2 road record.

### 1997

**January 1** – The team promotes linebackers coach Gregg Williams to defensive coordinator.

**January 3** – After relieving Jerry Rhome of his duties, the Oilers make wide receivers coach Les Steckel the team's offensive coordinator/quarterbacks coach.



George speaks with the media after being drafted 14th overall in 1996

### McNAIR AND GEORGE

First round draft picks in consecutive years, QB Steve McNair (drafted in 1995) and RB Eddie George (drafted in 1996) became the centerpieces of a team that advanced to the playoffs in four of five years (1999, 2000, 2002, 2003). From 1997, McNair's first season as a starter, until Eddie George's final season as a Titan in 2003, the two combined to pull the franchise to new heights, including the team's first Super Bowl appearance (XXXIV). The duo started in the same backfield 107 times during their seven seasons together and posted a 67-40 record (.626 winning percentage) in those games, and 5-4 in postseason. The 2003 season would be memorable for both as McNair was named Co-MVP of the NFL, becoming only the franchise's second player to garner the honor (Campbell in 1979) and George became the franchise's all-time leading rusher, passing Earl Campbell and becoming only the 17th running back to reach 10,000 career rushing yards. Each player personified toughness with legendary stories told of McNair returning from injuries to lead his team to victory and George never missing a start in his eight year franchise career - 128 games - which represented the most consecutive starts in NFL history for a running back to start a career.

## HISTORICAL HIGHLIGHTS

**February 24** – Oilers trade QB Chris Chandler to the Atlanta Falcons for two 1997 draft choices (4th and 6th).

**May 3** – City of Nashville holds ground-breaking ceremonies for the team's downtown stadium.

**May 8** – After formulating an agreement earlier with Harris County (Houston), K.S. "Bud" Adams, Jr. and Astrodome USA owner Drayton McLane, Jr. reach a settlement for the final year of Oilers' lease at the Astrodome. Under appointed mediator Alice Oliver Parrott, the two sides clear the biggest step in the team's ability to play games in Tennessee for the 1997 season.

**June 5** – Oilers reach agreement with Memphis Sports Authority, clearing the way for the team to play its games in the Liberty Bowl.

**June 12** – Oilers hold press conference in Nashville to formally announce the club's intention to play the 1997 season in Tennessee, and introduce an inaugural patch and logo which merges the Oilers traditional "Oil derrick" with the Tennessee state flag.

**July 18** – Oilers players report to Tennessee State University for their first training camp in the state of Tennessee. Also, Oilers sign DE Kenny Holmes, 1997 first-round selection, to a four-year contract.

**July 19** – Oilers sign GM Floyd Reese to a four-year extension running through 2001 season.

**August 2** – Oilers play first preseason game of 1997 season at Liberty Bowl in Memphis, falling to the New Orleans Saints 21-12.

**August 9** – Oilers play their first ever game at Vanderbilt Stadium, an 18-12 preseason loss to the Washington Redskins.

**August 15** – Oilers move into their temporary training facility in Bellevue.

**August 23** – Oilers promote Don MacLachlan to Executive Vice President of Marketing, Broadcasting, and Ticketing.

**August 27** – Oilers sign free agent SS Blaine Bishop.

**August 31** – Oilers open their inaugural season in the state of Tennessee with a 24-21 overtime win over the Oakland Raiders at Liberty Bowl. RB Eddie George ties Billy Cannon's franchise record for rushing yards in a game with 216 yards on 35 carries. With the game-winning field goal in overtime, K Al Del Greco becomes the Oilers all-time points leader, surpassing George Blanda's total of 596 points.



George posts a record game against Oakland in the 1997 regular season opener

**October 27** – In their first-ever trip to Arizona, the Oilers defeat the Cardinals 41-14.

**November 27** – Oilers defeat Dallas 27-14 on Thanksgiving Day in front of a national-television audience. It marked the first regular season game in Texas for the Oilers since their move to Tennessee.

**December 11** – G Bruce Matthews, RB Eddie George, and SS Blaine Bishop are selected to the Pro Bowl. Matthews extends the mark for consecutive selections (10) and surpasses G Mike Munchak for most overall selections (9).

**December 14** – Oilers fall to the Baltimore Ravens 21-19 in the final game at Baltimore's Memorial Stadium. It marked the second time the Oilers closed the stadium, because on Dec. 18, 1983, the Oilers played at the Baltimore Colts in what would be their final game in Baltimore.

**December 21** – Oilers close their inaugural season in Tennessee with an 8-8 record after a 16-6 win over Pittsburgh in Memphis.

### HOUSTON OILERS TO TENNESSEE TITANS

After trying unsuccessfully for many years to construct a deal with the city of Houston for a new football or multi-use stadium, Oilers owner K.S. "Bud" Adams, Jr. decided that moving his franchise to another city might be the only solution left to keep the team financially competitive. In the spring of 1995, research was completed and several cities were identified as desirable for relocation and at the top of the list was Nashville, Tenn. In the summer of 1995, Adams contacted Nashville's mayor, Phil Bredesen, to see if the city would be interested in having the team relocate to the region. A 70-day exclusive negotiating period was agreed to and in November the two had signed a relocation agreement that would bring the Oilers to Nashville. In April of 1996, the NFL approved the team's relocation and on May 7th, the voters of Davidson County approved a referendum on using public funding for the new downtown stadium. Dec. 15, 1996 would mark the Oilers final home game at the Astrodome in Houston – a 21-13 loss to Cincinnati in front of 15,131 fans. In May of 1997, the team reached a settlement with the Astrodome that let them escape the final year of the contract and allowing the team to play the 1997 season in Tennessee. With the new stadium in Nashville still two years from completion, the team decided to play at Memphis' Liberty Bowl until the stadium was complete. The Tennessee Oilers opened their inaugural season in the state of Tennessee with a 24-21 overtime win over the Oakland Raiders at the Liberty Bowl in front only 30,000 fans. The Oilers struggled with low attendance throughout the 1997 season and by March of 1998, the Oilers reached an agreement to play the 1998 season at Vanderbilt Stadium in Nashville. Crowds at Vanderbilt Stadium were an improvement from the previous year, but the team could only muster a 3-5 home mark. During the 1998 season, Adams announced the Oilers name would be retired and the team would be renamed the Titans as they entered their new stadium for the 1999 season. In April of 1999, the team unveiled their new Titans uniforms and in August the team played its first game at the new Adelphia Coliseum (in 2002 Adelphia's name is removed and in 2006 it is named LP Field). The 1999 season ends with the franchise's first Super Bowl berth in the team's 40-year history. A total of 20 players endured the entire odyssey of playing in Houston in 1996, Memphis in 1997, Vanderbilt in 1998 and LP Field in 1999.



Adams presents Mayor Bredesen with an official team jersey

### 1998

**February 14** – Oilers agree to terms with free agent WR Yancey Thigpen from Pittsburgh.

**February 19** – Oilers agree to terms with free agent P/K Craig Hentrich from Green Bay.

**February 24** – Oilers reach agreement with Shelby County Sports Authority and Memphis Park Commission to be released from the final year of their lease at the Liberty Bowl.

## HISTORICAL HIGHLIGHTS

**March 4** – Oilers and Vanderbilt University reach tentative agreement for the Oilers to play at Vanderbilt Stadium for the 1998 season.

**March 11** – Oilers agree to terms with free agent TE Jackie Harris from Tampa Bay.

**April 16** – A tornado rips through Nashville, damaging three cranes and 10 portable trailers at the Oilers East Bank Stadium construction site.

**April 18** – In the franchise's first draft as the Tennessee Oilers, the club selects WR Kevin Dyson from Utah with its first-round selection (16th overall) in the NFL Draft.

**April 23** – Oilers finalize deal to play at Vanderbilt Stadium for the 1998 season.

**May 15** – Oilers finalize deal to acquire land in MetroCenter for a permanent practice facility to be finished in the summer of 1999.

**May 28** – Oilers reach agreement with Tennessee State University to hold the Oilers 1998 Training Camp on TSU's campus. It marks the first time in club history that the Oilers have had consecutive training camps outside the state of Texas.

**July 29** – Owner K.S. "Bud" Adams, Jr., listens to the Tennessee fans and announces that he will change the name of the team. An advisory council is later formed to research names and a "Guess the Name" contest is introduced to fans to gain additional feedback.

**Oct. 18** – Oilers win first home game in Nashville, a 44-14 victory over Cincinnati.

**Oct. 29** – Former Oiler and nine-time Pro Bowl Guard Mike Munchak is announced among 76 nominees for the Pro Football Hall of Fame.

**Sept. 12** – Oilers play first regular season home game in Nashville vs. San Diego Chargers.

**Nov. 4** – First Oilers coach, Lou Rymkus, passes away at 78.

**Nov. 14** – Oilers owner K.S. "Bud" Adams, Jr., announces that the Oilers will become the "Tennessee Titans" beginning in 1999. "We wanted a new nickname to reflect strength, leadership and other heroic qualities," Adams said.

**Dec. 22** – Oilers owner K.S. "Bud" Adams, Jr., unveils new Tennessee Titans logo and colors, featuring the fire of the Titans and exemplifying power, strength, knowledge and excellence. "I feel we have developed a logo that fans throughout the state of Tennessee and around the country will embrace for years to come," Adams said.

**Dec. 26** – Oilers era comes to end against Minnesota Vikings.



Adams announces team name change to the Titans

### 1999

**January 1** – G Bruce Matthews and P Craig Hentrich earn All-Pro honors.

**February 8** – G Bruce Matthews, P Craig Hentrich, RB Eddie George & TE Frank Wycheck represent AFC in Pro Bowl.

**February 26** – Steve Walters (WR's) and Jim Washburn (DL) added to coaching staff.

**April 13** – Titans unveil new uniforms and helmets before packed crowd at the new stadium.



George, Wycheck, Hentrich and Bishop model the Titans new uniforms

**April 17** – Titans make Florida DE Jevon Kearse their first selection in the 1999 NFL Draft.

**May 3** – Veteran players tour stadium and practice facility. Mr. Adams presents pair of tickets to each stadium worker in appreciation of their hard work.

**May 3** – George Henshaw promoted to Assistant Head Coach/Running game. Jim Schwartz added to staff as Defensive Assistant/Quality Control Coach.

**May 8** – Final auditions determine first ever Titans cheerleading squad.

**May 13** – 11-time Pro Bowl offensive lineman Bruce Matthews re-signs with team.

**May 14** – Stadium lights turned on for 100-hour test.

**May 17** – Titans announce that 1999 training camp will be held at Baptist Sports Park in Bellevue.

**May 18** – Stadium sod is laid down.

**July 8** – Adelphia Coliseum name and logo are unveiled at a downtown ceremony.

**July 23** – Titans name former Minnesota Senior Vice President Jeff Diamond President and Chief Operating Officer, and agree to terms with former Pittsburgh Pro Bowl quarterback Neil O'Donnell.

**July 27** – The Titans sign their first-round draft selection, Florida DE Jevon Kearse, to a multi-year contract.

**August 15** – The Tennessee franchise plays its first preseason game under the name Titans, a 22-20 loss at Kansas City. The game is the first in franchise history played in a uniform other than the Oilers.

**August 27** – Titans defeat Atlanta, 17-3, in the first preseason game at Adelphia Coliseum.

**September 2** – Owner K.S. "Bud" Adams, Jr. and his wife, Nancy, announce the creation of the Tennessee Titans Foundation, an organization established to serve the charitable interests of the state of Tennessee by providing financial support and other resources to non-profit organizations, enriching and strengthening communities throughout the state. Adams donates \$500,000 to start the foundation.

**September 5** – Cornerback Darryll Lewis, the team leader in interceptions in each of the past five seasons, is released.

**September 12** – Al Del Greco kicks a 33-yard field goal to lift the Titans to a 36-35 win over Cincinnati in the first regular season game and victory at Adelphia Coliseum. The win, in front of 65,272 fans, is the team's first as the Titans, and quarterback Steve McNair passes for a career-high 341 yards in the victory.

**September 26** – The team wins its first road contest as the Titans, a 20-19 victory at Jacksonville sealed by a Samari Rolle interception in the end zone with under a minute remaining.

**October 31** – Steve McNair returns after missing five games because of a back injury to lead the Titans to defeat the previously-unbeaten St. Louis Rams, 24-21 at Adelphia Coliseum. McNair is named Miller Lite NFL Player of the Week for his performance in the victory.

December 19 - Tennessee clinches the franchise's first playoff berth since 1993 with a 30-17 win over Atlanta at Adelphia Coliseum.

**December 22** – G Bruce Matthews, RB Eddie George, DE Jevon Kearse and TE Frank Wycheck are named to the AFC team for the Pro Bowl. Matthews extends his franchise records for consecutive and overall selections (12), and Kearse becomes the first rookie defensive end selected to the Pro Bowl in AFC history and the first in the NFL since 1978.

**December 26** – Tennessee defeats Jacksonville for the fourth consecutive time, a 41-14 victory in which Steve McNair throws five touchdown passes. McNair earns his first AFC Offensive Player of the Week and his second Miller Lite NFL Player of the Week honor this season for his efforts. The win completes the first unbeaten home regular season in club history.



Faith Hill sings at inaugural game of the new stadium

## HISTORICAL HIGHLIGHTS

### 2000

**January 8** – In a play known as the “Music City Miracle,” Kevin Dyson returns a Frank Wycheck lateral on a kickoff return 75 yards for a touchdown, lifting the Titans to a 22-16 victory in the AFC Wild Card playoff game over the Buffalo Bills. The improbable play, which occurred with just 16 seconds remaining in the game, gives the franchise its first playoff win in Tennessee in addition to its first since 1993.

**January 16** – Eddie George rushes for 162 yards, including a 68-yard touchdown run, as the Titans defeat the Indianapolis Colts, 19-16, in an AFC Divisional Playoff game at the RCA Dome.

**January 23** – The Titans beat Jacksonville for the third time of the season and fifth consecutive time, using 23 second-half points en route to a 33-14 win at Alltel Stadium in Jacksonville. Steve McNair runs for two touchdowns and Derrick Mason returns a kickoff 80 yards in the win. The win sends Tennessee to its first Super Bowl in franchise history and its first AFC/AFL Championship since 1961.



Dyson races down the sideline in the Music City Miracle



Del Greco, Wycheck and Hentrich pose with the AFC Championship trophy

**January 30** – The Titans fall short in their quest to win Super Bowl XXXIV, as Kevin Dyson is stopped one yard short of the end zone on the final play of the game in a 23-16 St. Louis Rams victory.



The Titans battle the Rams at Super Bowl XXXIV in Atlanta

**February 16** – The Titans sign unrestricted free agents LB Randall Godfrey (Dallas) and T Fred Miller (St. Louis).

**March 7** – Mike Heimerdinger is named offensive coordinator, replacing Les Steckel.

**March 13** – Craig Johnson (quality control/offense) and Ronnie Vinklarek (quality control/defense) are added to the coaching staff, while Jim Schwartz is promoted to linebackers coach.

**June 15** – The Titans extend the contract of Head Coach Jeff Fisher and

### HOME SWEET HOME

The newly-named Tennessee Titans opened their new stadium, Adelphia Coliseum (later to be named LP Field) with the regular season opener on Sept. 12, 1999 against the Cincinnati Bengals. The back and forth game would end with the Titans hanging on for a 36-35 win. The win would start a historic streak of 12 consecutive wins to open the new stadium. The 12 consecutive wins were the most in the modern era for a new stadium (Texas Stadium, 9 wins in 1971) and one short of the all-time record by the Buffalo Americans in 1920. The Titans first loss in their new home would come against the Baltimore Ravens on Nov. 12, 2000. The winning streak actually began in the spring of 1998, when a devastating tornado ripped through Nashville, but only gave a glancing blow to the under construction stadium and sparing it from destruction.

expand his title to Executive Vice President.

**July 19** – The Titans extend the contract of RB Eddie George.

**August 14** – The Titans host Monday Night Football for the first time since moving to Tennessee. A sell-out crowd of 68,072 at Adelphia Coliseum watch the Titans defeat St. Louis, 30-3, in a preseason Super Bowl XXXIV rematch.

**October 16** – The Titans host their first regular season Monday Night Football game at Adelphia Coliseum, a 27-13 victory over the Jacksonville Jaguars.

**November 12** – Tennessee’s NFL record of 12 consecutive victories to open a new stadium ends in a 24-23 loss to the Baltimore Ravens.

**December 14** – S Blaine Bishop, RB Eddie George, T Brad Hopkins, DE Jevon Kearse, KR Derrick Mason, G Bruce Matthews, CB Samari Rolle and TE Frank Wycheck are named to the AFC team for the Pro Bowl. QB Steve McNair is added as an alternate, giving the Titans nine players on the Pro Bowl roster, the most for the franchise since nine players were selected in 1992.

**December 17** – At Cleveland, Bruce Matthews passes brother Clay on NFL games played list at 279 games. Both are honored in pre-game ceremony.

**December 25** – The Titans clinch the AFC Central Division Championship with a 31-0 victory against the Dallas Cowboys, earning a 13-3 record for the second-consecutive season and home-field advantage throughout the playoffs. The defensive unit finishes the season ranked first overall in the NFL.

### 2001

**January 7** – Baltimore defeats the Titans, 24-10, in an AFC Divisional Playoff game at Adelphia Coliseum.

**February 1** – Defensive coordinator Gregg Williams is hired as head coach of the Buffalo Bills.

**February 2** – Jim Schwartz is promoted to defensive coordinator.

**February 6** – Gunther Cunningham, former Kansas City Chiefs head coach, is named assistant head coach defense/linebackers.

**February 22** – Everett Withers is named defensive backs coach.

**March 2** – The Titans re-sign unrestricted free agent WR/KR Derrick Mason, who set an NFL record in 2000 with 2,690 all-purpose yards.

**March 7** – The Titans agree to terms with unrestricted free agent K Joe Nedney from the Carolina Panthers.

**March 8** – Former Pro Bowl safety Chuck Cecil is hired as defensive quality control coach.

**March 28** – The Titans agree to trade their first pick (29th overall) in the 2001 NFL Draft to the St. Louis Rams for defensive end Kevin Carter.

**April 21** – The Titans select DB Andre Dyson with their first selection (2nd round/60th overall) in the 2001 NFL Draft.

**May 22** – The NFL announces its plans to realign divisions beginning in 2002, placing the Titans in the new AFC South with the Jacksonville Jaguars, Indianapolis Colts and expansion Houston Texans.

**August 4** – Mike Munchak, Titans offensive line coach and former Houston Oilers guard, is inducted in the Pro Football Hall of Fame after being selected for enshrinement on Jan. 27.



## HISTORICAL HIGHLIGHTS

**September 25** – Former Nashville Kats (Arena Football League) Head Coach Pat Sperduto is hired as director of arena football league operations.

**October 7** – Starting at center in Baltimore, Bruce Matthews plays in his 283rd NFL game and surpasses Jim Marshall for first place on league's all-time list for games played among non-kickers.

**December 30** – Eddie George records a season-high 130 yards rushing against Cleveland, marking the 30th 100-yard game of his career. Additionally, George becomes the first RB in franchise history to post 200 career pass receptions.

### 2002

**January 2** – Bruce Matthews is named to his 14th consecutive Pro Bowl, tying him with Merlin Olsen for the most Pro Bowl selections in league history. Jevon Kearse also is selected for the third consecutive year.

**April 5** – The team begins its fifth annual Tennessee Titans Caravan. With 16 players plus staff participating, Titans Caravan V goes on to make 64 stops, including 27 schools, in Tennessee, Kentucky and Alabama over a two-week period.

**April 20** – The Titans select DT Albert Haynesworth with their first pick (15th overall) in the 2002 NFL Draft.

**April 30** – Titans owner K.S. "Bud" Adams announces that he has purchased an expansion Arena Football League team that will begin play in Nashville in 2004. The team will keep the name of the previous AFL team that played in Nashville, the Nashville Kats.

**May 15** – The Titans reach an agreement with Citadel Communications to move the Titans' flagship radio station to Nashville's 103 WKDF (103.3 FM).

**May 30** – Craig Johnson is promoted to quarterbacks coach. Ned James is hired as offensive assistant.

**June 4** – The Titans reach a tentative agreement with Adelphia Business Solutions to have Adelphia's name removed from the coliseum, pending court approval.

**July 15** – Offensive lineman Bruce Matthews officially announces his NFL retirement from the offices of Titans owner K.S. "Bud" Adams, Jr., in Houston, Tex.

**September 7** – Titans owner Bud Adams unveils his team's PSL Founder's Club display at Coliseum.

**December 1** – RB Eddie George becomes franchise's all-time leading rusher, passing Earl Campbell, in victory at New York Giants.

**December 8** – Former Titans/Oilers offensive lineman Bruce Matthews is inducted into Titans' Hall of Fame and has his jersey retired during special halftime ceremony during Colts game.

**December 22** – Titans clinch inaugural AFC South Division with 28-10 victory at Jacksonville.

**December 29** – Titans go undefeated in inaugural AFC South division with 13-3 victory at Houston, securing a first-round bye in playoffs. The Titans become NFL's third team to advance to playoffs after starting their season 1-4.

### 2003

**January 1** – QB Steve McNair finishes third in league MVP voting behind Rich Gannon and Brett Favre.

**January 11** – Titans defeat Steelers 34-31 in bruising AFC Divisional Playoff Game.

**January 19** – Titans play in franchise's fourth AFC Championship Game, but fall short at Oakland, 41-24.

**January 25** – Former Houston Oilers DE Elvin Bethea named to the Pro Football Hall of Fame's 2003 class.

**February 3** – Head coach Jeff Fisher coaches the AFC to a 45-20 victory in Pro Bowl.

**February 7** – Titans president Jeff Diamond signs a new one-year contract.

**April 26** – Titans select CB Andre Woolfolk with their first pick (28th overall) in the 2003 NFL Draft.



Nedney's field goal beats Steelers

**June 25** – Head coach Jeff Fisher agrees to terms on a long-term contract extension.

**December 7** – Frank Wycheck becomes the fourth tight end in NFL history to record 500 career receptions in Tennessee's 29-27 loss at home to Indianapolis.

**December 7** – WR Derrick Mason catches six passes for 64 yards at home vs. Indianapolis to record his third consecutive 1,000-yard receiving season.

**December 18** – The NFL announces that four Titans are going to the 2004 Pro Bowl – QB Steve McNair (named the starter), along with LB Keith Bulluck, WR Derrick Mason, and P Craig Hentrich. OT Brad Hopkins would later be named to the Pro Bowl as a reserve.

**December 21** – QB Steve McNair leads a miraculous comeback at Houston, throwing the game-winning touchdown to Drew Bennett with 17 seconds left in Tennessee's 27-24 victory on the road. In the process, McNair surpasses 3,000 passing yards for the season, joining Warren Moon as only the second QB in franchise history to do so four times.

**December 28** – Recently re-signed QB Neil O'Donnell starts following injuries to Steve McNair and Billy Volek. He threw for 232 yards and a pair of touchdowns in Tennessee's season-ending 33-13 victory over the defending Super Bowl Champion Tampa Bay Buccaneers. It marked O'Donnell's last NFL game as he would announce his retirement following the season. Eddie George becomes the 17th running back in NFL history to record 10,000 rushing yards in the team's victory over the Bucs. George rushes for 87 yards to push him over the 1,000-yard rushing mark for the seventh time in his eight NFL seasons. It marked the final regular season game and the final home game for George as a Titan.



George salutes the fans following his final home game as a Titan

### 2004

**January 2** – QB Steve McNair named NFL's co-MVP along with Colts QB Peyton Manning. Each player receives 16 votes from a national panel of 50 journalists.


**January 3** – Titans defeat Ravens 20-17 in AFC Wild Card Playoff Game in Baltimore.

**January 10** – Titans fall at New England in AFC Divisional Playoff Game, the coldest playoff game in franchise history (four degrees, minus 10 wind chill).

**January 11** – K Gary Anderson, the NFL's all-time leading scorer (2,346 points), announces his retirement after 22 seasons.

**January 20** – Titans owner K.S. "Bud" Adams re-assumes team president role after Jeff Diamond's contract expires.

**January 23** – TE Frank Wycheck announces his retirement from the NFL after 11 seasons in the league.



McNair is named NFL co-MVP in 2003

## HISTORICAL HIGHLIGHTS



Wycheck, the fourth tight end in NFL history to record 500 receptions, announces his retirement

**April 24** – Titans select a league-high 13 players in the 2004 NFL Draft, including three players in the second round (the team traded its first-round pick) – TE Ben Troupe, DE Travis LaBoy and DE Antwan Odom.

**July 22** – Titans release RB Eddie George.

**September 11** – The Titans season opener at Miami is played on Saturday instead of Sunday due to impending Hurricane Ivan. Titans running back Chris Brown rushes for 100 yards in his first NFL start en route to the team's 17-7 victory.

**October 11** – On Monday Night Football, Steve McNair quarterbacks the Titans to a 48-27 victory over Green Bay to give him 71 career wins as a starter, surpassing Warren Moon's previous franchise record of 70 victories. The 48 points set a Lambeau Field record for a visiting team. Also in the game, running back Chris Brown carries 27 times for 148 yards and two touchdowns, joining Stump Mitchell (St. Louis Cardinals) and Don Calhoun (New England Patriots) to become the third player in NFL history to gain 100 or more rushing yards in four of his first five NFL starts.

**December 13** – Running back Chris Brown totals 91 yards against Kansas City to become the franchise's eighth player to eclipse 1,000 season rushing yards. He finishes the season with 1,067 yards on 220 carries.

**December 19** – Titans quarterback Billy Volek becomes fourth quarterback in NFL history to pass for 400 or more yards in two consecutive games after passing for 426 yards against Kansas City (12/13) and 492 yards at Oakland (12/19). The 918-yard total is the second-best two-game total in NFL history behind Phil Simms' record of 945 yards (1985).

### 2005

**January 28** – The Arena Football League's Nashville Kats begin play under owner K.S. "Bud" Adams, Jr., winning 47-38 at the Columbus Destroyers.

**February 9** – University of Southern California assistant Norm Chow is hired as Titans offensive coordinator after a 32-year career in college football.

**February 21** – Titans part ways with six veterans – K Joe Nedney, DE Kevin Carter, CB Samari Rolle, RB/FB Robert Holcombe, T Fred Miller and WR Derrick Mason – due to salary cap concerns.

**April 23** – Titans select West Virginia cornerback Adam "Pacman" Jones with the sixth overall pick in the 2005 NFL Draft.

**May 6** – Titans owner K.S. "Bud" Adams, Jr. pledges \$600,000 over three years for scholarship program that provides money for college for one student-athlete from every high school in Tennessee.

**September 6** – Through his foundation, quarterback Steve McNair organizes a relief drive for victims of Hurricane Katrina. Titans fans respond in droves, arriving at LP Field to fill over 20 tractor trailers worth of goods to be sent to the Gulf Coast region.

**September 18** – Titans General Manager Floyd Reese becomes the first GM in team history to record 100 wins as the Titans defeat the Ravens by a score of 25-10.

**October 9** – Head Coach Jeff Fisher becomes the 34th coach in NFL history and the first in franchise history to notch 100 wins as the Titans win at Houston by a score of 34-20. Also in the game, quarterback Steve McNair became the 49th player in NFL history and second player in franchise history to reach 25,000 career passing yards.

### 2006

**February 12** – Titans defensive end Kyle Vanden Bosch plays in his first career Pro Bowl. In his first season with the Titans, Vanden Bosch finished fourth in the NFL with 12.5 sacks, the most by a team member since 1999.

**February 24** – K.S. "Bud" Adams, Jr. is inducted into the Tennessee Sports Hall of Fame.

**March 13-15** – After a delay to the start of the NFL year due to collective bargaining talks between the league and the NFL Players Association, the Titans strike quickly in the initial days of free agency. They agree to terms with four veteran unrestricted free agents – linebacker David Thornton (Indianapolis), wide receiver David Givens (New England), center Kevin Mawae (N.Y. Jets) and safety Chris Hope (Pittsburgh) – within a three day span.

**April 29** – Titans select quarterback Vince Young out of the University of Texas with the third overall pick in the 2006 NFL Draft.

**June 6** – Titans and Louisiana Pacific Corporation reach an agreement on a new naming rights sponsorship that calls for the team's home stadium to be named LP Field. LP obtains the naming rights for 10 years.

**June 9** – Titans trade quarterback Steve McNair to the Baltimore Ravens in exchange for a fourth-round draft choice in 2007.

**June 14** – Offensive tackle Brad Hopkins announces his retirement from the NFL. Hopkins retires after playing in 194 games, the third-most in franchise history at the time (Matthews, Bethea). His 188 starts were the second-most in team history for an offensive lineman (Matthews).

**July 29** – Titans sign first-round pick, QB Vince Young.

**August 26** – Steve Underwood promoted to Senior Executive Vice President/Chief Operating Officer.

**September 3** – Titans bring back Robaire Smith after the defensive tackle was waived by Houston.

**September 20** – Titans trade QB Billy Volek to the San Diego Chargers for a 2007 draft selection.

**August 5** – Former Houston Oilers QB Warren Moon is inducted into the Pro Football Hall of Fame.

**November 26** – Trailing 21-0 entering the fourth quarter, Vince Young leads the Titans to 24 unanswered points, posting the largest comeback by a rookie QB in NFL history. Rob Bironas' 49-yard field goal caps the stunning victory over the Giants at LP Field.

**December 3** – Rob Bironas kicks franchise-long 60-yard field goal to beat the Colts, 20-17, at LP Field. The 60-yarder tied Steve Cox and Morten Andersen for the fourth-longest field goal in NFL history.

**December 10** – Vince Young returns to his hometown and runs for a 39-yard touchdown in overtime to defeat the Texans, 26-20, at Reliant Stadium.

**December 31** – Titans exercise 2007 option on head coach Jeff Fisher's contract.



Vanden Bosch posts one of his 12.5 sacks in 2005



Bironas celebrates following his 60-yard goal against the Colts

### 2007

**January 3** – Vince Young named the Associated Press Offensive Rookie of the Year.

**January 5** – After 13 seasons at the helm, Floyd Reese resigns as general manager of the Titans.

**February 1** – Vince Young named Diet Pepsi NFL Rookie of the Year.

**February 3** – Former offensive lineman Bruce Matthews becomes the first franchise player that wore the Titans uniform to be voted into the Pro Football Hall of Fame.

**February 10** – Vince Young becomes the first rookie quarterback in NFL

## HISTORICAL HIGHLIGHTS

history to play in the Pro Bowl.

**February 12** – Titans name former Oilers safety Mike Reinfeldt the team's new General Manager.

**February 28** – Vincent Marino hired from NFL office as Senior Director of Football Administration.

**March 9** – Chuck Cecil is promoted to Secondary Coach; Marcus Robertson named Assistant Secondary Coach.

**March 12** – Titans agree to terms with Cowboys linebacker Ryan Fowler.

**March 13** – Titans agree to terms with Colts cornerback Nick Harper.

**March 16** – Titans agree to terms with Bears wide receiver Justin Gage.

**March 19** – Titans name Fred Graves Wide Receivers Coach.

**April 10** – NFL suspends Adam "Pacman" Jones for 2007 season.

**April 23** – Titans hire Lake Dawson as Director of Pro Personnel.

**April 28** – Titans select Texas DB Michael Griffin with the 19th overall pick in the NFL Draft.

**May 3** – Titans announce they will conduct 2007 training camp at Baptist Sports Park.

**August 4** – Bruce Matthews inducted into Pro Football Hall of Fame.

**August 4** – NFL Commissioner Roger Goodell visits Titans training camp. September 11 – Acquired DE Bryce Fisher from the Seattle Seahawks for a 2008 sixth-round draft pick.

**September 24** – Keith Bulluck intercepts a career-high three passes as the Titans cruise to a 31-14 victory at New Orleans on Monday Night Football.



Bulluck intercepts three passes against the Saints on Monday Night Football

**October 21** – Rob Bironas kicks an NFL-record eight field goals, including a game-winning 29-yarder, as the Titans defeat the Houston Texans 38-36 at Reliant Stadium.

**December 30** – Titans win last three regular season games, including a 16-10 victory at Indianapolis in the season finale to clinch the AFC's final playoff spot and the team's first postseason berth since 2003.

### 2008

**January 6** – Vince Young becomes the youngest quarterback in franchise history to start in playoffs as the Titans fall 17-6 at San Diego in an AFC Wild Card game.

**January 15** – Titans release offensive coordinator Norm Chow of his duties.

**January 17** – Titans hire Mike Heimerdinger as offensive coordinator.

**February 10** – Albert Haynesworth, Kyle Vanden Bosch and Rob Bironas play in Pro Bowl.

**February 15** – Sherman Smith accepts job as offensive coordinator with Washington Redskins.

**February 20** – Titans use franchise tag on DT Albert Haynesworth.

**February 27** – Titans agree to terms with WR Justin Gage to long-term contract.

**March 3** – Titans sign former Falcons TE Alge Crumpler as an unrestricted free agent.

**March 6** – Titans sign former Eagles DE Jevon Kearse as unrestricted free agent.

**March 10** – Titans name Earnest Byner running backs coach.

**March 10** – Titans sign former Colts G Jake Scott as an unrestricted free

agent.

**March 12** – Titans sign former Jets WR Justin McCareins as an unrestricted free agent.

**March 18** – Titans sign former Falcons TE Dwayne Blakley as an unrestricted free agent.

**March 27** – Veteran guard Benji Olson announces retirement after 10 NFL seasons.

**April 5** – Titans unveil new logo to celebrate team's 10th anniversary.

**April 5** – Titans sign former Raiders CB/KR Chris Carr as a restricted free agent.

**April 17** – Titans hold press conference honoring retirement of former franchise QB Steve McNair.

**April 26** – Titans select East Carolina RB Chris Johnson with first pick (24th overall) in NFL Draft.

**April 26** – Titans trade CB Pacman Jones to Dallas Cowboys for fourth-round draft pick and additional considerations (resulted in 4th-round pick in 2009 from Titans to Cowboys).

**July 25** – The Titans reach a one-year contract agreement with franchised free agent defensive tackle Albert Haynesworth.

**September 7** – On the same day Titans owner K.S. "Bud" Adams, Jr. is added to the Titans/Oilers Hall of Fame, he unveils a Titans/Oilers Ring of Honor at LP Field during the season opener against Jacksonville. The initial members of the Ring of Honor include Adams, Elvin Bethea, George Blanda, Earl Campbell, Mike Holovak, Ken Houston, Mike Munchak, Jim Norton, Warren Moon and Bruce Matthews.

**September 21** – Cornerback Cortland Finnegan sets a club record with a 99-yard INT return for a TD in a win against the Houston Texans.

**September 28** – A 30-17 victory over the Minnesota Vikings at LP Field gives the Titans four consecutive wins to open the season for the first time in franchise history.

**October 19** – In a 34-10 victory at Kansas City, the Titans set a franchise rushing record with 332 rushing yards, including 168 yards by Chris Johnson and 149 yards by LenDale White.

**October 27** – At halftime of a Monday night game against the Colts at LP Field, the Titans induct Steve McNair, Eddie George and Frank Wycheck to the Titans/Oilers Hall of Fame and the Ring of Honor.

**November 2** – On a day in which the Titans win in overtime against the Green Bay Packers, the club celebrates its 100th consecutive sellout at LP Field, including every preseason, regular season and playoff game from the time the stadium opened in 1999.

**November 16** – With a 24-14 win at Jacksonville, the Titans win their 10th consecutive game to open the 2008 season and their 13th consecutive regular season game dating back to the last three regular season games of 2007.

**November 27** – At Detroit on Thanksgiving, the Titans defeat the Lions 47-10, the team's seventh-highest margin of victory of all-time and Detroit's highest margin of defeat on Thanksgiving.

**December 7** – The Titans clinch the AFC South title with a 28-9 victory over the Cleveland Browns at LP Field. It is the ninth division crown in club history.

**December 16** – Six Titans are selected to the Pro Bowl – center Kevin Mawae, left tackle Michael Roos, running back Chris Johnson, defensive tackle Albert Haynesworth, safety Chris Hope and cornerback Cortland Finnegan. Additionally, quarterback Kerry Collins and safety Michael Griffin are named to the roster at a later date as alternates.

**December 31** – The Titans defeat the Pittsburgh Steelers 31-14 to secure home-field advantage throughout the AFC Playoffs and tie the franchise record for most regular season wins (13).

### 2009

**February 1** – Nancy Adams, co-owner, vice chairman of the board and wife of K.S. "Bud" Adams, Jr., passes away in Houston at the age of 84.



Kearse celebrates the Titans' 100 start after defeating the Jaguars

## HISTORICAL HIGHLIGHTS

**February 12** – Chuck Cecil is elevated from secondary coach to defensive coordinator, replacing Jim Schwartz, who was hired as head coach by the Detroit Lions.

**February 27** – The Titans re-sign unrestricted free agent quarterback Kerry Collins.

**April 1** – The Titans unveil a new logo to celebrate the club's 50th season, incorporating the Oilers' oil derrick logo with the fireball logo and the number 50.

**March 2** – The Titans sign unrestricted free agent defensive tackle Jovan Haye from the Tampa Bay Buccaneers and unrestricted free agent wide receiver Nate Washington from the Pittsburgh Steelers.

**April 25** – The Titans select Rutgers WR Kenny Britt with the 24th overall selection in the 2009 NFL Draft, the first of 11 Titans draft choices.

**July 4** – Former Titans quarterback Steve McNair is shot and killed in Nashville.

**July 8-9** – The Titans open LP Field to the public for fans to pay their respects to Steve McNair. On July 9, a memorial service is held at Mt. Zion Baptist Church in Whites Creek, Tenn.

**July 11** – After a funeral service at Reed Green Coliseum in Hattiesburg, Miss., Steve McNair's body is laid to rest at Griffith Cemetery, approximately 20 miles from his home in Mt. Olive, Miss.

**August 3** – The Titans celebrate the 50th anniversary (Aug. 3, 1959) of K.S. "Bud" Adams, Jr.'s announcement of Houston's entry in the American Football League.

**August 6** – The Titans announce that they will wear a "9" helmet sticker during the season to honor the late Steve McNair. The sticker appears on the back of the helmet and remains in place throughout the entire 2009 season.

**August 9** – In a 21-18 Hall of Fame Game victory over the Buffalo Bills in Canton, Ohio, the Titans debut their 50th anniversary "legacy" uniforms. They wear the uniforms a total of four times in 2009.

**September 10** – The Titans open the season with a 13-10 overtime loss at Pittsburgh in the NFL's Thursday night season opener.

**October 18** – The Titans suffer the worst loss in franchise history at New England, losing 59-0 in their sixth consecutive loss to open the season. After a bye the next week, they win five consecutive games and finish at 8-8, becoming the only team in NFL history to win more than six games after starting the season at 0-6.

**November 1** – At LP Field, Chris Johnson rushes for 228 yards in a victory over the Jacksonville Jaguars to set a new franchise single-game rushing record.



Johnson rushes for a franchise single-game rushing mark of 228 yards

**November 29** – Quarterback Vince Young leads a 99-yard drive in the final minutes of a game against the Arizona Cardinals to give the Titans a 20-17 win at LP Field. Young connects with rookie wide receiver Kenny Britt on a 10-yard touchdown pass as time expires.

### 2010

**January 3** – With a 134-yard rushing performance in the season finale at Seattle, running back Chris Johnson becomes the sixth player in NFL history to reach 2,000 rushing yards in a season. Totaling 2,006 yards on 358 carries, he joined Eric Dickerson, Jamal Lewis, Barry Sanders, Terrell

Davis and O.J. Simpson as the only players to accomplish the feat. He also set a new team single-season rushing record (Earl Campbell), and he became the NFL's new single-season leader in total yards from scrimmage (2,509), surpassing Marshall Faulk's former record. The Titans defeat the Seahawks 17-13.



Johnson poses with offensive players and coaches after becoming just the sixth player in NFL history to reach 2,000 yards rushing in a season

**January 13** – Running back Chris Johnson is named Associated Press NFL Offensive Player of the Year.

**February 18** – The Titans' all-time leading punter, Craig Hentrich, announces his NFL retirement.

**March 10** – The Titans sign free agent linebacker Will Witherspoon.

**March 18** – The Titans sign unrestricted free agent defensive end Jason Babin from the Philadelphia Eagles.

**April 22** – The Titans select Georgia Tech defensive end Derrick Morgan with the 16th overall pick in the NFL Draft.

**October 24** – The Titans open the season with a 5-2 start after defeating the Philadelphia Eagles 37-19. Wide receiver Kenny Britt amasses the fifth-most receiving yards in franchise history with 225 yards on a career-high seven receptions with three touchdowns.



Britt hauls in one of his three touchdown catches against the Eagles

**November 21** – Marc Mariani returns a punt 87 yards for a touchdown against the Washington Redskins becoming just the second Titans/Oilers player to record a punt return and a kickoff return for touchdowns in the same regular season.

## HISTORICAL HIGHLIGHTS

### 2011

**January 21** – The Titans release defensive coordinator Chuck Cecil of his duties.

**January 28** – The Titans and head coach Jeff Fisher agree to part ways.

**February 7** – The Titans name Mike Munchak the 16th head coach in franchise history.



Underwood, Munchak and Reinfeldt pose for a photo following the introductory press conference naming Munchak the 16th head coach in franchise history

**February 8** – The Titans release offensive coordinator Mike Heimerdinger of his duties.

**February 12** – The Titans hire Jerry Gray as defensive coordinator.

**February 15** – The Titans hire Chris Palmer as offensive coordinator.

**March 4** – The Collective Bargaining Agreement between the NFL and the Players Association expires.

**March 11** – NFL players are locked out of team facilities due to the collective bargaining stalemate between the clubs and NFL Players Association.

**April 28** – The Titans select Washington quarterback Jake Locker with the eighth overall pick in the NFL Draft.



Locker became the fifth quarterback in franchise history to be drafted in the first round

**July 25** – The lockout ends after a new CBA is reached.

**July 28** – The Titans terminate quarterback Vince Young's contract.

**July 29** – On the day players report to training camp, the Titans sign unrestricted free agent quarterback Matt Hasselbeck. In total, within a week of the lockout ending, the Titans sign contracts with nine draft choices, 14 rookie free agents, three restricted free agents and eight unrestricted free

agents.

**September 1** – The Titans and Chris Johnson agree to terms on a new, multi-year contract, ending the running back's holdout.

**September 18** – Mike Munchak notches his first victory as a head coach as the Titans defeat the Baltimore Ravens 26-13 at LP Field.

**October 19** – The Titans and Nashville Mayor Karl Dean announce proposed renovation plans for LP Field, including much larger and sharper video screens, a greatly enhanced sound system, elevators to provide service for upper deck seat holders, and general improvements to LP Field infrastructure. The team announces that the improvements would not require new revenues, but instead will be covered by user fees already being collected.

**December 7** – Metro Council approves a bond issuance of up to \$28 million to finance renovations at LP Field.

### 2012

**January 1** – With a 23-22 victory in the season finale at Houston, the franchise records its 400th all-time win in the regular season and playoffs, all under the ownership of K.S. "Bud" Adams, Jr. In the victory, Matt Hasselbeck eclipses 3,500 passing yards on the season and Nate Washington reaches the 1,000-yard receiving mark. Additionally, Chris Johnson records 1,000 rushing yards for the fourth consecutive season.

**January 18** – The Titans elevate Mike Reinfeldt to senior executive vice president/chief operating officer and Ruston Webster to executive vice president/general manager. Lake Dawson is promoted to vice president of player personnel.

**February 4** – Titans Owner K.S. "Bud" Adams, Jr. is named the first winner of the NFL's Salute To Service Award. Adams is recognized at the NFL Honors event for his outstanding efforts in supporting U.S. service members and veterans.

**March 5** – The Titans use the franchise tag on safety Michael Griffin, who was scheduled to become an unrestricted free agent on March 13.

**March 19** – The Titans sign free agent guard Steve Hutchinson.

**March 20** – The Titans sign free agent defensive end Kamerion Wimbley.

**April 26** – The Titans select Baylor wide receiver Kendall Wright with the 20th overall pick in the 2012 NFL Draft.

**June 19** – The Titans reach an agreement with franchise player Michael Griffin on a long-term contract.

## HOME/AWAY WIN-LOSS RECORDS

REGULAR SEASON HOME RECORD					REGULAR SEASON ROAD RECORD				
Year	W	L	T	Pct.	Year	W	L	T	Pct.
1960	6	1	0	.857	1960	4	3	0	.571
1961	6	1	0	.857	1961	4	2	1	.643
1962	6	1	0	.857	1962	5	2	0	.714
1963	4	3	0	.571	1963	2	5	0	.286
1964	3	4	0	.429	1964	1	6	0	.143
1965	3	4	0	.429	1965	1	6	0	.143
1966	3	4	0	.429	1966	0	7	0	.000
1967	5	2	0	.714	1967	4	2	1	.643
1968	3	4	0	.429	1968	4	3	0	.571
1969	4	2	1	.643	1969	2	4	1	.357
1970	1	6	0	.143	1970	2	4	1	.357
1971	3	3	1	.500	1971	1	6	0	.143
1972	1	6	0	.143	1972	0	7	0	.000
1973	0	7	0	.000	1973	1	6	0	.143
1974	3	4	0	.429	1974	4	3	0	.571
1975	5	2	0	.714	1975	5	2	0	.714
1976	3	4	0	.429	1976	2	5	0	.286
1977	5	2	0	.714	1977	3	4	0	.429
1978	5	3	0	.625	1978	5	3	0	.625
1979	6	2	0	.750	1979	5	3	0	.625
1980	6	2	0	.750	1980	5	3	0	.625
1981	5	3	0	.625	1981	2	6	0	.250
1982	1	4	0	.200	1982	0	4	0	.000
1983	2	6	0	.250	1983	0	8	0	.000
1984	2	6	0	.250	1984	1	7	0	.125
1985	4	4	0	.500	1985	1	7	0	.125
1986	4	4	0	.500	1986	1	7	0	.125
1987	5	2	0	.714	1987	4	4	0	.500
1988	7	1	0	.875	1988	3	5	0	.375
1989	6	2	0	.750	1989	3	5	0	.375
1990	6	2	0	.750	1990	3	5	0	.375
1991	7	1	0	.875	1991	4	4	0	.500
1992	5	3	0	.625	1992	5	3	0	.625
1993	7	1	0	.875	1993	5	3	0	.625
1994	2	6	0	.250	1994	0	8	0	.000
1995	3	5	0	.375	1995	4	4	0	.500
1996	2	6	0	.250	1996	6	2	0	.750
1997	6	2	0	.750	1997	2	6	0	.250
1998	3	5	0	.375	1998	5	3	0	.625
1999	8	0	0	1.000	1999	5	3	0	.625
2000	7	1	0	.875	2000	6	2	0	.750
2001	3	5	0	.375	2001	4	4	0	.500
2002	6	2	0	.750	2002	5	3	0	.625
2003	7	1	0	.875	2003	5	3	0	.635
2004	2	6	0	.250	2004	3	5	0	.375
2005	3	5	0	.375	2005	1	7	0	.125
2006	4	4	0	.500	2006	4	4	0	.500
2007	5	3	0	.625	2007	5	3	0	.625
2008	7	1	0	.875	2008	6	2	0	.750
2009	5	3	0	.625	2009	3	5	0	.375
2010	3	5	0	.375	2010	3	5	0	.375
2011	5	3	0	.625	2011	4	4	0	.500

### 52-YEAR TOTALS (REGULAR SEASON ONLY)

	W	L	T	Pct.
Home Games:	223	169	2	.569
Road Games:	163	227	4	.418
<b>Totals:</b>	<b>386</b>	<b>396</b>	<b>6</b>	<b>.494</b>

## MONTH-BY-MONTH WIN-LOSS RECORDS

YEAR	AUG.	SEPT.	OCT.	NOV.	DEC.	JAN.	TOTAL
1960	0-0	2-1	3-1	3-1	2-1	0-0	10-4
1961	0-0	1-1	2-2-1	4-0	3-0	0-0	10-3-1
1962	0-0	2-1	2-2	4-0	3-0	0-0	11-3
1963	0-0	2-2	3-1	1-2	0-3	0-0	6-8
1964	0-0	2-1	0-4	0-5	2-0	0-0	4-10
1965	0-0	2-1	2-2	0-4	0-3	0-0	4-10
1966	0-0	2-2	1-3	0-3	0-3	0-0	3-11
1967	0-0	1-2	3-0-1	2-1	3-1	0-0	9-4-1
1968	0-0	1-3	2-2	2-2	2-0	0-0	7-7
1969	0-0	2-1	2-2	1-2-2	1-1	0-0	6-6-2
1970	0-0	1-1	1-2-1	1-4	0-3	0-0	3-10-1
1971	0-0	0-2	1-3-1	0-4	3-0	0-0	4-9-1
1972	0-0	0-2	1-4	0-4	0-3	0-0	1-13
1973	0-0	0-3	0-4	1-3	0-3	0-0	1-13
1974	0-0	1-2	1-3	3-1	2-1	0-0	7-7
1975	0-0	2-0	3-1	2-3	3-0	0-0	10-4
1976	0-0	2-1	2-2	1-4	0-2	0-0	5-9
1977	0-0	2-0	1-4	3-1	2-1	0-0	8-6
1978	0-0	2-2	3-2	4-0	1-2	0-0	10-6
1979	0-0	4-1	2-2	4-0	1-2	0-0	11-5
1980	0-0	3-1	2-2	3-2	3-0	0-0	11-5
1981	0-0	2-2	2-2	1-4	2-1	0-0	7-9
1982	0-0	1-1	0-0	0-2	0-4	0-1	1-8
1983	0-0	0-4	0-5	1-3	1-2	0-0	2-14
1984	0-0	0-5	0-4	2-2	1-2	0-0	3-13
1985	0-0	1-3	2-2	2-2	0-4	0-0	5-11
1986	0-0	1-3	0-4	2-3	2-1	0-0	5-11
1987	0-0	1-1	3-1	2-3	3-1	0-0	9-6
1988	0-0	3-1	3-2	3-1	1-2	0-0	10-6
1989	0-0	1-2	3-2	3-1	2-2	0-0	9-7
1990	0-0	2-2	2-2	2-1	3-2	0-0	9-7
1991	0-0	3-1	4-0	2-2	2-2	0-0	11-5
1992	0-0	3-1	2-1	2-3	3-1	0-0	10-6
1993	0-0	1-3	2-1	4-0	4-0	1-0	12-4
1994	0-0	1-3	0-4	0-4	1-3	0-0	2-14
1995	0-0	2-2	1-3	2-2	2-2	0-0	7-9
1996	0-0	2-2	3-1	1-3	2-2	0-0	8-8
1997	1-0	0-3	3-1	3-2	1-2	0-0	8-8
1998	0-0	1-3	2-1	3-2	2-2	0-0	8-8
1999	0-0	3-0	3-1	3-1	3-1	1-0	13-3
2000	0-0	2-1	5-0	2-2	4-0	0-0	13-3
2001	0-0	0-2	2-2	2-2	3-2	0-1	7-9
2002	0-0	1-3	2-1	3-1	5-0	0-0	11-5
2003	0-0	3-1	3-1	3-0	3-2	0-0	12-4
2004	0-0	1-2	2-3	1-2	0-4	1-0	5-11
2005	0-0	1-2	1-4	1-2	1-3	0-1	4-12
2006	0-0	0-3	2-2	2-2	4-1	0-0	8-8
2007	0-0	2-1	3-1	1-3	4-1	0-0	10-6
2008	0-0	4-0	3-0	4-1	2-2	0-0	13-3
2009	0-0	0-3	0-3	5-0	2-2	1-0	8-8
2010	0-0	2-1	3-2	0-3	1-3	0-1	6-10
2011	0-0	2-1	2-2	2-2	2-2	1-0	9-7
<b>TOTALS</b>	<b>1-0</b>	<b>80-92</b>	<b>100-106-4</b>	<b>103-107-2</b>	<b>97-87</b>	<b>5-4</b>	<b>386-396-6</b>

## HOTTEST/COLDEST GAMES

### FIVE HOTTEST GAMES

DATE	OPPONENT	SCORE	WEATHER
9/11/83	at L.A. Raiders	6-20 (L)	96°, clear
9/9/90	at Atlanta	27-47 (L)	94°, partly cloudy
10/7/62	BUFFALO	17-14 (W)	93°, showers
9/14/65	N.Y. JETS	27-21 (W)	93°, sunny
10/6/63	at Kansas City	7-28 (L)	92°, sunny

### FIVE COLDEST GAMES

DATE	OPPONENT	SCORE	WEATHER
*1/10/04	at New England	14-17 (L)	4°, clear
12/11/77	at Cleveland	19-15 (W)	7°, clear
12/17/89	at Cincinnati	7-61 (L)	7°, overcast
12/17/00	at Cleveland	24-0 (W)	7°, snowing
12/14/80	at Green Bay	22-3 (W)	20°, clear

\* Playoff game

## FRANCHISE REGULAR SEASON WIN-LOSS RECORD

### VS. AFC TEAMS

Total: 304-321-5  
Home: 184-134-1  
Away: 120-187-4

### VS. AFC SOUTH TEAMS

Total: 32-28-0  
Home: 16-14-0  
Away: 16-14-0

### VS. AFC NORTH/CENTRAL TEAMS

Total: 112-121-1  
Home: 61-56-1  
Away: 51-65-0

### VS. AFC EAST TEAMS

Total: 83-77-2  
Home: 49-27-0  
Away: 34-50-2

### VS. AFC WEST TEAMS

Total: 77-95-2  
Home: 54-38-0  
Away: 23-57-2

### VS. NFC TEAMS

Total: 82-75-1  
Home: 43-36-1  
Away: 39-39-0

### VS. NFC SOUTH TEAMS

Total: 9-3-0  
Home: 5-1-0  
Away: 4-2-0

### VS. NFC NORTH/CENTRAL TEAMS

Total: 28-20-0  
Home: 16-9-0  
Away: 12-11-0

### VS. NFC EAST TEAMS

Total: 24-27-0  
Home: 11-14-0  
Away: 13-13-0

### VS. NFC WEST TEAMS

Total: 21-25-1  
Home: 11-12-1  
Away: 10-13-0

### MONDAY NIGHT FOOTBALL

Total: 20-16-0  
Home: 12-8-0  
Away: 8-8-0

### WEEK AFTER MNF

Total: 16-20-0  
Home: 11-8-0  
Away: 5-12-0

### SUNDAY NIGHT FOOTBALL

Total: 11-9-0 (ESPN 8-6; TNT 2-2; NBC 1-1)  
Home: 8-4-0  
Away: 3-5-0

### THURSDAY NIGHT FOOTBALL

Total: 3-4-0 (ABC 2-0; ESPN 1-1; TNT 0-1; NBC 0-1; NFLN 0-1)  
Home: 3-2-0  
Away: 0-2-0

### FRIDAY NIGHT FOOTBALL

Total: 0-1-0 (NFLN 0-1)  
Home: 0-1-0  
Away: 0-0-0

### SATURDAY NIGHT FOOTBALL

Total: 1-2-0 (ABC 1-0, ESPN 0-2)  
Home: 0-2-0  
Away: 1-0-0

### OVERTIME

Total: 15-18-0  
Home: 10-9-0  
Away: 5-9-0

### SEASON OPENERS

Total: 27-25-0  
Home: 15-9-0  
Away: 12-16-0

### DOMES

Total: 135-130-2  
Astrodome (Houston): 113-103-2  
Cowboys Stadium (Dallas): 1-0-0  
Edward Jones Dome (St. Louis): 0-1-0  
Ford Field (Detroit): 1-0-0  
Georgia Dome (Atlanta): 2-1-0  
Kingdome (Seattle): 1-6-0  
Lucas Oil Stadium (closed) (Indianapolis): 0-4-0  
Metrodome (Minneapolis): 1-5-0  
Reliant Stadium (closed) (Houston): 5-0-0  
RCA Dome (Indianapolis): 4-7-0  
Silverdome (Detroit): 2-1-0  
Superdome (New Orleans): 5-2-0

## PRIMETIME RESULTS

### FRANCHISE RECORD IN PRIMETIME GAMES

Day	Overall	Pct.	Home	Road
Monday Night	20-16	.556	12-8	8-8
Thursday Night	3-4	.429	3-2	0-2
Friday Night	0-1	.000	0-1	0-0
Saturday Night	1-2	.333	0-2	1-0
Sunday Night	11-9	.550	8-4	3-5
<b>Totals</b>	<b>35-32</b>	<b>.522</b>	<b>23-17</b>	<b>12-15</b>

### PRIMETIME GAMES BY DATE

Year	Date	Opponent	Score	W/L
1970	Mon., Dec. 7	CLEVELAND (ABC)	10-21	L
1972	Mon., Oct. 9	OAKLAND (ABC)	0-34	L
1975	Mon., Nov. 24	PITTSBURGH (ABC)	9-32	L
1976	Mon., Nov. 1	at Baltimore (ABC)	14-38	L
1978	Mon., Oct. 23	at Pittsburgh (ABC)	24-17	W
1978	Mon., Nov. 20	MIAMI (ABC)	35-30	W
1979	Mon., Nov. 5	at Miami (ABC)	9-6	W
1979	Mon., Dec. 10	PITTSBURGH (ABC)	20-17	W
1980	Mon., Sept. 15	at Cleveland (ABC)	16-7	W

1980	Mon., Nov. 10	NEW ENGLAND (ABC)	38-34	W
1980	Thur., Dec. 4	PITTSBURGH (ABC)	6-0	W
1981	Mon., Oct. 26	at Pittsburgh (ABC)	13-26	L
1981	Thur., Dec. 3	CLEVELAND (ABC)	17-13	W
1982	Mon., Dec. 13	DALLAS (ABC)	7-37	L
1988	Sun., Oct. 30	WASHINGTON (ESPN)	41-17	W
1988	Mon., Nov. 7	CLEVELAND (ABC)	24-17	W
1988	Sun., Dec. 4	PITTSBURGH (ESPN)	34-37	L
1989	Mon., Nov. 13	CINCINNATI (ABC)	26-24	W
1989	Sat., Dec. 23	CLEVELAND (ESPN)	20-24	L
1990	Sun., Sept. 16	at Pittsburgh (TNT)	9-20	L
1990	Mon., Nov. 26	BUFFALO (ABC)	27-24	W
1990	Sun., Dec. 30	PITTSBURGH (ESPN)	34-14	W
1991	Sun., Sept. 8	at Cincinnati (TNT)	30-7	W
1991	Mon., Sept. 16	KANSAS CITY (ABC)	17-7	W
1991	Sun., Nov. 17	CLEVELAND (ESPN)	28-24	W
1991	Mon., Dec. 2	PHILADELPHIA (ABC)	6-13	L
1992	Mon., Dec. 7	CHICAGO (ABC)	24-7	W
1992	Sun., Dec. 13	GREEN BAY (ESPN)	14-16	L
1992	Sun., Dec. 27	BUFFALO (ESPN)	27-3	W
1993	Sun., Sept. 5	at New Orleans (TNT)	21-33	L
1993	Mon., Oct. 11	at Buffalo (ABC)	7-35	L



# PRIMETIME RESULTS

1993	Sun., Nov. 28	PITTSBURGH (ESPN)	23-3	W
1994	Sun., Jan. 2	N.Y. JETS (ESPN)	24-0	W
1994	Mon., Oct. 3	at Pittsburgh (ABC)	14-30	L
1994	Thurs., Oct. 13	CLEVELAND (TNT)	8-11	L
1994	Mon., Oct. 24	at Philadelphia (ABC)	6-21	L
1994	Mon., Nov. 21	N.Y. GIANTS (ABC)	10-13	L
1995	Sun., Nov. 19	at Kansas City (ESPN)	13-20	L
1996	Sun., Oct. 6	at Cincinnati (TNT)	30-27	W*
1997	Thurs., Dec. 4	at Cincinnati (ESPN)	14-41	L
1998	Sun., Nov. 8	at Tampa Bay (ESPN)	31-22	W
1999	Sun., Nov. 7	at Miami (ESPN)	0-17	L
1999	Thurs., Dec. 9	OAKLAND (ESPN)	21-14	W
2000	Sun., Sept. 3	at Buffalo (ESPN)	13-16	L
2000	Mon., Oct. 16	JACKSONVILLE (ABC)	27-13	W
2000	Mon., Oct. 30	at Washington (ABC)	27-21	W
2000	Mon., Dec. 25	DALLAS (ABC)	31-0	W
2001	Sun., Sept. 9	MIAMI (ESPN)	23-31	L
2001	Mon., Oct. 29	at Pittsburgh (ABC)	7-34	L
2001	Mon., Nov. 12	BALTIMORE (ABC)	10-16	L
2001	Sat., Dec. 22	at Oakland (ABC)	13-10	W
2002	Mon., Dec. 16	NEW ENGLAND (ABC)	24-7	W
2003	Sun., Sept. 7	OAKLAND (ESPN)	25-20	W
2003	Mon., Dec. 1	at New York Jets (ABC)	17-24	L
2004	Mon., Oct. 11	at Green Bay (ABC)	48-27	W
2004	Mon., Dec. 13	KANSAS CITY (ABC)	38-49	L
2004	Sat., Dec. 25	DENVER (ESPN)	16-37	L
2007	Mon., Sept. 24	at New Orleans (ESPN)	31-14	W
2007	Mon., Nov. 19	at Denver (ESPN)	20-34	L
2007	Sun., Dec. 30	at Indianapolis (NBC)	16-10	W
2008	Mon., Oct. 27	INDIANAPOLIS (ESPN)	31-21	W
2009	Thurs., Sept. 10	at Pittsburgh (NBC)	10-13	L*
2009	Sun., Oct. 11	INDIANAPOLIS (NBC)	9-31	L
2009	Mon., Nov. 23	at Houston (ESPN)	20-17	W
2009	Fri., Dec. 25	SAN DIEGO (NFLN)	17-42	L
2010	Mon., Oct. 18	at Jacksonville (ESPN)	30-3	W
2010	Thur., Dec. 9	INDIANAPOLIS (NFLN)	28-30	L

## BY DAY OF WEEK

### Thursday Night Games (3-4)

1980	Dec. 4	PITTSBURGH (ABC)	6-0	W
1981	Dec. 3	CLEVELAND (ABC)	17-13	W
1994	Oct. 13	CLEVELAND (TNT)	8-11	L
1997	Dec. 4	at Cincinnati (ESPN)	14-41	L
1999	Dec. 9	OAKLAND (ESPN)	21-14	W
2009	Sept. 10	at Pittsburgh (NBC)	10-13	L*
2010	Dec. 9	INDIANAPOLIS (NFLN)	28-30	L

### Friday Night Games (0-1)

2009	Dec. 25	SAN DIEGO (NFLN)	17-42	L
------	---------	------------------	-------	---

### Saturday Night Games (1-2)

1989	Dec. 23	CLEVELAND (ESPN)	20-24	L
2001	Dec. 22	at Oakland (ABC)	13-10	W
2004	Dec. 25	DENVER (ESPN)	16-37	L

### Sunday Night Games (11-9)

1988	Oct. 30	WASHINGTON (ESPN)	41-17	W
1988	Dec. 4	PITTSBURGH (ESPN)	34-37	L
1990	Sept. 16	at Pittsburgh (TNT)	9-20	L
1990	Dec. 30	PITTSBURGH (ESPN)	34-14	W

1991	Sept. 8	at Cincinnati (TNT)	30-7	W
1991	Nov. 17	CLEVELAND (ESPN)	28-24	W
1992	Dec. 13	GREEN BAY (ESPN)	14-16	L
1992	Dec. 27	BUFFALO (ESPN)	27-3	W
1993	Sept. 5	at New Orleans (TNT)	21-33	L
1993	Nov. 28	PITTSBURGH (ESPN)	23-3	W
1994	Jan. 2	N.Y. JETS (ESPN)	24-0	W
1995	Nov. 19	at Kansas City (ESPN)	13-20	L
1996	Oct. 6	at Cincinnati (TNT)	30-27	W*
1998	Nov. 8	at Tampa Bay (ESPN)	31-22	W
1999	Nov. 7	at Miami (ESPN)	0-17	L
2000	Sept. 3	at Buffalo (ESPN)	13-16	L
2001	Sept. 9	MIAMI (ESPN)	23-31	L
2003	Sept. 7	OAKLAND (ESPN)	25-20	W
2007	Dec. 30	at Indianapolis (NBC)	16-10	W
2009	Oct. 11	INDIANAPOLIS (NBC)	9-31	L

### Monday Night Football (20-16)

1970	Dec. 7	CLEVELAND (ABC)	10-21	L
1972	Oct. 9	OAKLAND (ABC)	0-34	L
1975	Nov. 24	PITTSBURGH (ABC)	9-32	L
1976	Nov. 1	at Baltimore (ABC)	14-38	L
1978	Oct. 23	at Pittsburgh (ABC)	24-17	W
1978	Nov. 20	MIAMI (ABC)	35-30	W
1979	Nov. 5	at Miami (ABC)	9-6	W
1979	Dec. 10	PITTSBURGH (ABC)	20-17	W
1980	Sept. 15	at Cleveland (ABC)	16-7	W
1980	Nov. 10	NEW ENGLAND (ABC)	38-34	W
1981	Oct. 26	at Pittsburgh (ABC)	13-26	L
1982	Dec. 13	DALLAS (ABC)	7-37	L
1988	Nov. 7	CLEVELAND (ABC)	24-17	W
1989	Nov. 13	CINCINNATI (ABC)	26-24	W
1990	Nov. 26	BUFFALO (ABC)	27-24	W
1991	Sept. 16	KANSAS CITY (ABC)	17-7	W
1991	Dec. 2	PHILADELPHIA (ABC)	6-13	L
1992	Dec. 7	CHICAGO (ABC)	24-7	W
1993	Oct. 11	at Buffalo (ABC)	7-35	L
1994	Oct. 3	at Pittsburgh (ABC)	14-30	L
1994	Oct. 24	at Philadelphia (ABC)	6-21	L
1994	Nov. 21	N.Y. GIANTS (ABC)	10-13	L
2000	Oct. 16	JACKSONVILLE (ABC)	27-13	W
2000	Oct. 30	at Washington (ABC)	27-21	W
2000	Dec. 25	DALLAS (ABC)	31-0	W
2001	Oct. 29	at Pittsburgh (ABC)	7-34	L
2001	Nov. 12	BALTIMORE (ABC)	10-16	L
2002	Dec. 16	NEW ENGLAND (ABC)	24-7	W
2003	Dec. 1	at New York Jets (ABC)	17-24	L
2004	Oct. 11	at Green Bay (ABC)	48-27	W
2004	Dec. 13	KANSAS CITY (ABC)	38-49	L
2007	Sept. 24	at New Orleans (ESPN)	31-14	W
2007	Nov. 19	at Denver (ESPN)	20-34	L
2008	Oct. 27	INDIANAPOLIS (ESPN)	31-21	W
2009	Nov. 23	at Houston (ESPN)	20-17	W
2010	Oct. 18	at Jacksonville (ESPN)	30-3	W

\* Overtime

## OVERTIME HISTORY

### OVERTIME WIN-LOSS TOTALS

**Won/Loss Record:** 16-21 (11-11 home, 5-10 road)  
**Coin Toss Record:** 15-22 (10-12 home, 5-10 road)  
**Record when winning coin toss:** 9-6  
**Record when losing coin toss:** 7-15

*From 1960–1969, the Oilers were members of the American Football League, which did not have overtime in regular season games. The National Football League did not institute overtime in regular season games until 1974.*

### OVERTIME CAPSULES

**\*December 23, 1962 - Dallas 20, at Houston 17:** Texans win the toss but elect to kick. Each team gets three cracks at winning the game in the first overtime before K Tommy Brook's championship-winning 25-yard field goal at 12:06 of the second OT.

**October 30, 1977 - at Cincinnati 13, Houston 10:** Bengals win the toss. QB Ken Anderson's 17-yard completion to WR Billy Brooks is the long play prior to K Chris Bahr's winning 22-yard field goal at 5:51 of OT.

**September 23, 1979 - Houston 30, at Cincinnati 27:** Oilers win the toss. On opening series, Bengals force Cliff Parsley punt. Cincinnati drives to Oilers' 14-yard line, but K Chris Bahr misses a 32-yard field goal attempt. Houston again has to punt on its ensuing series. The Oiler defense then forces a punt by the Bengals' Pat McInally. Houston takes over on the Cincinnati 42. RB Earl Campbell's 15-yard run is the long play prior to K Toni Fritsch's winning 29-yard field goal at 14:28 of OT.

**October 28, 1979 - at Houston 27, N.Y. Jets 24:** Oilers win the toss. QB Dan Pastorini's 22-yard completion to FB Rob Carpenter is the long play as Oilers drive 58 yards. K Toni Fritsch kicks the winning 35-yard field goal at 5:10 of OT.

**November 23, 1980 - at N.Y. Jets 31, Houston 28:** Jets win the toss. A personal foul on Houston's Guido Merkens on the kickoff gives New York possession at the Jets' 40-yard line. QB Richard Todd's 17-yard screen pass to RB Bobby Harper is the long play prior to K Pat Leahy's winning 38-yard field goal at 3:58 of OT.

**September 4, 1983 - Green Bay 41, at Houston 38:** Packers win the toss. RB Eddie Lee Ivery's 12-yard run is the long play as Packers drive 59 yards. K Jan Stenerud kicks the winning 42-yard field goal at 5:55 of OT.

**October 23, 1983 - Kansas City 13, at Houston 10:** Chiefs win the toss. QB Bill Kenney's 20-yard completion to WR Stephone Paige is the long play as Chiefs drive 60 yards. K Nick Lowery kicks the winning 41-yard field goal at 7:41 of OT.

**October 30, 1983 - at Cleveland 25, Houston 19:** Oilers win the toss. Browns' defense forces a John James punt. Houston defense does the same to Cleveland as Jeff Gossett punts on ensuing series. Oiler QB Gifford Nielsen's pass is intercepted by Cleveland S Mike Whitwell and returned 15 yards to the Houston 20-yard line. On the next play, RB Boyce Green scores a touchdown on a 20-yard run at 6:34 of OT.

**December 2, 1984 - at Houston 23, Pittsburgh 20:** Oilers win the toss. QB Warren Moon's 19-yard completion to WR Steve Bryant is the long play as Oilers drive 63 yards. K Joe Cooper kicks the winning 30-yard field goal at 5:53 of OT.

**September 28, 1986 - Pittsburgh 22, at Houston 16:** Oilers win the toss. Steelers' defense forces a Lee Johnson punt that is returned 41 yards to the Oilers' 15-yard line by Pittsburgh's Rick Woods. Two plays later, RB Walter Abercrombie runs three yards for winning touchdown at 2:35 of OT.

**November 30, 1986 - at Cleveland 13, Houston 10:** Oilers win the toss but elect to kickoff (18-25 MPH winds). Oilers' defense forces a Jeff Gossett

punt. QB Oliver Luck, replacing an injured Warren Moon, leads the Oilers to the Cleveland 31-yard line, but then is intercepted by CB Frank Minnifield at the Browns' 21. Again Houston's defense puts the Browns in a punting situation. Once again, Minnifield picks off a Luck pass, returning it to the Oilers' 37. FB Kevin Mack's seven-yard run and QB Bernie Kosar's seven-yard pass to WR Brian Brennan are the long plays prior to K Mark Moseley's winning 29-yard field goal at 14:44 of OT.

**\*\*January 3, 1988 - at Houston 23, Seattle 20:** Seahawks win the toss. Oilers' defense forces a Ruben Rodriguez punt. QB Warren Moon's 15-yard pass to WR Drew Hill is the long play as the Oilers drive 61 yards. K Tony Zendejas kicks the winning 42-yard field goal at 8:05 of OT.

**September 4, 1988 - Houston 17, at Indianapolis 14:** Colts win the toss. On the opening series, QB Gary Hogeboom completes a screen pass to RB Eric Dickerson, but Oiler LB John Grimsley forces a fumble which is recovered by LB Robert Lyles on the Colts' 42-yard line. QB Cody Carlson, subbing for injured Warren Moon, completes a 21-yard pass to WR Ernest Givins for the long play prior to K Tony Zendejas' 35-yard field goal at 3:51 of OT.

**September 24, 1989 - Buffalo 47, at Houston 41:** Oilers win the toss. Houston takes over on its own 19-yard line and advances to the Buffalo 20 thanks to QB Warren Moon's 32-yard completion to FB Alonzo Highsmith, plus a 17-yard run by Moon and an 11-yarder by Highsmith. K Tony Zendejas attempts a 37-yard field goal, but it is wide left. The Bills assume possession on their own 20 and move 80 yards in seven plays. A 21-yard QB Jim Kelly-to-TE Pete Metzelaars pass precedes the game-winning 28-yard TD catch by WR Andre Reed at 8:42 of OT.

**\*\*December 31, 1989 - Pittsburgh 26, at Houston 23:** Steelers win the toss. Oilers' defense forces a Harry Newsome punt as Houston takes over on its own 45-yard line. Oiler RB Lorenzo White fumbles on the first play as CB Rod Woodson recovers for the Steelers on the Houston 46. RB Merrill Hoge's 11-yard run helps Pittsburgh advance to the Oiler 33 before Gary Anderson kicks a 50-yard field goal (his 4th of the game) to win the game at 3:26 of OT.

**December 2, 1990 - at Seattle 13, Houston 10:** Seahawks win the toss. Oilers' defense forces a Rick Donnelly punt as Houston takes over on its own 23-yard line. Oiler WR Bernard Ford fumbles on the first play as LB David Wyman recovers for the Seahawks on the Houston 27. Seattle FB John L. Williams rushes twice for a total of three yards before Norm Johnson kicks a 42-yard field goal to win the game at 4:25 of OT.

**November 3, 1991 - at Washington 16, Houston 13:** Redskins win the toss. Oilers' defense forces a Kelly Goodburn punt as Houston takes over on its own 31-yard line. Oiler QB Warren Moon is intercepted on the second play by CB Darrell Green with Washington taking over on Houston's 33. RB Earnest Byner carries three times for a total of nine yards before Chip Lohmiller kicks a 41-yard field goal to win the game at 4:01 of OT.

**November 10, 1991 - at Houston 26, Dallas 23:** Oilers win the toss. Cowboys' defense forces a Greg Montgomery punt as Dallas takes over on its own 24-yard line. The Cowboys move to the Oiler 24-yard line where they have a first down following a Houston holding penalty. Dallas RB Emmitt Smith gains seven yards but fumbles after a hit by LB Lamar Lathon, with Oiler S Bo Orlando recovering at the Houston 15. The Oilers then embark on an 11-play, 80-yard drive in which QB Warren Moon completes all seven of his passes for 70 yards. On second down, K Al Del Greco kicks a 23-yard field goal at 14:31 of OT.

**September 20, 1992 - at Houston 23, Kansas City 20:** Chiefs win the toss. On the third play of OT, Kansas City WR J.J. Birden fumbles after a hit by Houston CB Cris Dishman with DT Doug Smith recovering the ball at the Chief's 23-yard line. Oiler RB Lorenzo White runs once for two yards before K Al Del Greco boots the game-winning 39-yard field goal at 1:55 of OT.

**\*\*January 3, 1993 - at Buffalo 41, Houston 38:** Oilers win the toss. On third-and-three from Houston's 27-yard line, QB Warren Moon is intercepted by Buffalo CB Nate Odomes, who returns the ball to the Oiler 35. On the return, Houston WR Haywood Jeffires is penalized for a face mask infrac-

## OVERTIME HISTORY

tion, which moves the ball to the Oilers' 20. After a pair of Kenneth Davis runs net six yards, K Steve Christie kicks a 32-yard field goal to win the game at 3:06 of OT.

**November 6, 1994 - Pittsburgh 12, at Houston 9:** Steelers win the toss. Both teams exchange five punts before the Oilers gain possession on their 12-yard line with 4:30 left in the extra period. On the first play from scrimmage, RB Gary Brown scoots up the middle for 8 yards before being hit by CB Rod Woodson. He fumbles and the Steelers take over at the Oilers 22-yard line. Two plays later, K Gary Anderson hits from 40 yards out for the winning score at 3:36 of OT.

**October 8, 1995 - at Minnesota 23, Houston 17:** Vikings win the toss. The Vikings move the ball to their 38-yard line but are forced to punt. Minnesota P Mike Saxon then pins the Oilers in at their 8-yard line with a 54-yard boot. On his third carry of overtime, RB Rodney Thomas scampers 27 yards to give the Oilers a first down at their 35. QB Will Furrer, who replaced Chris Chandler after he injured his shoulder while being sacked on the Oilers' last offensive series in the fourth quarter, is intercepted on his second pass attempt by CB Dewayne Washington (25-yard return). RB Robert Smith takes his third consecutive carry of OT 20 yards for the winning score with 7:10 gone in the extra stanza.

**October 6, 1996 - Houston 30, at Cincinnati 27:** Bengals win the toss. The Bengals go three-and-out and are forced to punt, giving the Oilers the ball inside their own 20-yard line. On second down at the Oilers' 16-yard line, QB Chris Chandler connects with WR Willie Davis on a 37-yard pass to move into Cincinnati territory. Six plays later, K Al Del Greco hits from 49 yards out for the winning score at 4:22 of OT.

**August 31, 1997 - at Tennessee 24, Oakland 21:** Oilers win the toss. Oilers go three-and-out and are forced to punt, giving the Raiders the ball at their own 33-yard line. The Raiders also go three-and-out and punt the ball to the Oilers. Tennessee takes over the ball at its own 35-yard line. On second-and-eight, QB Steve McNair connects with Frank Wycheck for 21 yards to the Raiders 42-yard line. Again on second down, McNair finds Wycheck, this time for 10 yards to the Raiders 32-yard line. On the next play, McNair scrambles for an 11-yard gain. RB Eddie George gains six yards before Al Del Greco hits the game-winner from 33 yards away with 8:03 left on the clock in overtime. The win is the Oilers first since relocating to Tennessee from Houston.

**September 7, 1997 - at Miami 16, Tennessee 13:** Dolphins win the toss. The Oilers kick to Dolphin return man Irving Spikes, who returns the kickoff 48 yards to the Oilers 45-yard line. On second down, Dan Marino hits RB Bernie Parmalee for a 16-yard gain. Again on second down, Marino connects with Fred Barnett for a 9-yard gain. On the play, Oiler DB Tomur Barnes was flagged for an unnecessary roughness penalty which moved the ball to the Oilers 11-yard line. On the next play, Olindo Mare knocks home a 29-yard field goal with 12:45 remaining in overtime.

**September 10, 2000 - at Tennessee 17, Kansas City 14:** Titans win the toss. The Chiefs kick to Derrick Mason, who returns the kick 28 yards to the Tennessee 29-yard line. A face mask penalty moves the ball to the 34-yard line. On third-and-eight, QB Neil O'Donnell passes to Kevin Dyson for 27 yards. A 26-yard pass to Frank Wycheck on the next play is negated by a holding penalty. Eddie George then rushes 29 yards to the Kansas City 18-yard line. On the next play, Al Del Greco kicks a 36-yard field goal with 12:02 remaining in overtime.

**October 14, 2001 - at Tennessee 31, Tampa Bay 28:** Buccaneers win the toss. Tennessee's defense forces a punt. Tampa Bay kicks to Joe Walker, who returns the kick eight yards to Tampa Bay's 46. Steve McNair passes to Drew Bennett for 14 yards. Eddie George rushes for one yard. McNair pass is incomplete to Kevin Dyson. George rushes up middle for minus one yard. Joe Nedney kicks a 49-yard field goal with 13:08 remaining in overtime.

**September 22, 2002 - Cleveland 31, at Tennessee 28:** Browns win the toss. Joe Nedney kicks ball into end zone for touchback. Jamel White rushes for six yards to Cleveland 26. Tim Couch passes to Jamel White for -1 yard to Cleveland 25. Couch passes for 10 yards to Quincy Morgan to Cleveland 35. White rushes off-tackle for 12 yards to Cleveland 47.

Couch passes to Andre Davis for 31 yards to Tennessee 22. White rushes off tackle for five yards, then off left guard for two yards to Tennessee 15. Phil Dawson kicks a 33-yard field goal with 10:51 remaining in overtime.

**December 1, 2002 - Tennessee 32, at N.Y. Giants 29:** Giants win toss. Joe Nedney kicks off to Delvin Joyce, who returns the kickoff 38 yards to the New York 40. Kerry Collins passes to Ron Dixon for 14 yards to Tennessee 46. Tiki Barber rushes around the left side for two yards to Tennessee 44. Collins passes for 12 yards to Tennessee 32, but offensive pass interference is called on Amani Toomer, placing ball at New York 46. Collins passes incomplete to Barber. Collins sacked by Carlos Hall at New York 46. Matt Allen punts 34 yards to Tennessee 20. Steve McNair passes for 12 yards to Drew Bennett to Tennessee 32. McNair passes incomplete to Derrick Mason. McNair passes 23 yards to John Simon to New York 45. McNair passes 12 yards to Mason to New York 33. Robert Holcombe runs off right guard for 14 yards to New York 19. Holcombe rushes off left guard for minus 1 yard. Joe Nedney kicks 38-yard field goal with 10:00 remaining in overtime.

**\*\*\*January 11, 2003 - at Tennessee 34, Pittsburgh 31:** Titans win the toss. Jeff Reed kicks off to John Simon, who returns kickoff 21 yards to Tennessee 31. Steve McNair passes incomplete to Robert Holcombe. McNair passes for 31 yards to Justin McCareins to Pittsburgh 38. McNair passes for 22 yards to Justin McCareins to Pittsburgh 16. Holcombe rushes up the middle for three yards to Pittsburgh 13. Joe Nedney connects on 31-yard field goal, but Pittsburgh calls timeout just before ball is snapped, so play does not count. Nedney then misses 31-yard field goal wide-right, but Dewayne Washington is flagged for roughing the kicker. Nedney makes good on 26-yard field goal with 12:49 remaining in overtime.

**November 14, 2004 - Chicago 19, at Tennessee 17:** Bears win the toss and control the ball at their own 26-yard line. They advance to the Chicago 48 before punting to the Tennessee 9. Billy Volek, who started at quarterback for an injured Steve McNair (sternum), throws an incomplete pass and then is sacked for a four-yard loss. On third down, Volek is sacked in the end zone by Adewale Ogunleye and fumbles. The ball is recovered in the end zone by Titans right tackle Fred Miller, who is tackled in the end zone for a safety. It is the first overtime game to end in a safety since Nov. 5, 1989, when Minnesota beat the L.A. Rams, 23-21.

**December 10, 2006 - Tennessee 26, at Houston 20:** Titans win the toss. Kris Brown kicks off to Pacman Jones, who returns it 36 yards to Tennessee's 43. Travis Henry rushes for one yard to Tennessee 44. Vince Young passes incomplete to Drew Bennett, but Houston is penalized for defensive holding, giving Titans a first down at the Tennessee 49. Chris Brown rushes up the middle for 16 yards to Houston's 35-yard line. Chris Brown is stopped for no gain, but Tennessee is penalized for offensive holding, moving ball to Houston's 45. Chris Brown rushes for five yards to Houston's 40. Vince Young passes to Ahmard Hall for one yard to Houston's 39. On 3rd-and-14, Vince Young drops back, then scrambles up the middle 39 yards for the game-winning touchdown with 11:24 remaining in overtime.

**December 9, 2007 - San Diego 23, at Tennessee 17:** Chargers win the toss. Rob Bironas kicks off into end zone for touchback. Chargers drive to their own 47-yard line. M. Scifres punts 51 yards to Tennessee 2. LenDale White carries for 3 and 5 yards, but an incompleteness on third down forces a punt. Craig Hentrich punts 57 yards to San Diego 38. After consecutive Tomlinson carries, Rivers passes for 11 yards to Antonio Gates to Tennessee 31. Tomlinson runs three yards to Tennessee 28. Rivers passes for 12 yards to Vincent Jackson to Tennessee 16. Tomlinson runs for game-winning 16-yard touchdown with 7:35 remaining in overtime.

**November 2, 2008 - at Tennessee 19, Green Bay 16:** Tennessee wins the toss. Mason Crosby kicks off to Chris Carr, who returns the kickoff 23 yards to the Tennessee 22. On third-and-six from the Tennessee 26, Kerry Collins passes to Chris Johnson for 16 yards. Johnson then gains 14 yards on a carry. On third-and-four from the Green Bay 38, LenDale White rushes for seven yards. After consecutive rushes by Johnson of five and three yards to the Green Bay 23, Rob Bironas kicks a game-winning 41-yard field goal on third down.

## OVERTIME HISTORY

**September 9, 2009 – at Pittsburgh 13, Tennessee 10:** Pittsburgh wins the toss. Rob Bironas kicks off to Stefan Logan, who returns the kick to the 24-yard line. The Steelers pick up first downs on an 11-yard reception by Hines Ward and a two-yard run by Mewelde Moore. On third-and-one at the Tennessee 48-yard line, quarterback Ben Roethlisberger completes an 11-yard pass to Antonio Holmes. From the Tennessee 37, Roethlisberger finds Mike Wallace for a 22-yard reception. Jeff Reed makes a 33-yard field goal to win the game with 10:28 on the clock.

**December 20, 2009 – at Tennessee 27, Miami 24:** Miami wins the toss. After a 23-yard kickoff return by Ted Ginn, quarterback Chad Henne finds fullback Lousaka Polite for a four-yard completion. A pass attempt on second down falls incomplete. On third-and-six from the Miami 27, Henne's pass intended for Davone Bess is intercepted by Titans safety Michael Griffin at the Miami 45. A three-yard return is followed by a 15-yard unnecessary roughness penalty on Miami receiver Greg Camarillo. After three running plays by the Titans netting minus-one yard, Rob Bironas kicks a 46-yard field goal to win the game.

**November 21, 2010 – Washington 19, at Tennessee 16:** Titans win the toss. Graham Gano kicks off to Marc Mariani, who returns the ball 30 yards to the 33-yard line. After a 15-yard run by Chris Johnson, Johnson is stopped for no gain, and Rusty Smith throws two incomplete passes. Brett Kern punts to Brandon Banks, who calls for fair catch at the 13-yard line. Donovan McNabb completes a 26-yard pass to Chris Cooley. On second-and-22 from the 27, McNabb is intercepted by Alterraun Verner. However, the pass is ruled incomplete after a replay review, and an unnecessary roughness penalty on Tennessee's Jason Babin is enforced, providing a first down at the 42. A roughing the passer penalty is called on Will Witherspoon. McNabb completes a 10-yard pass to Santana Moss. On second-and-nine from the Tennessee 30, Verner is called for illegal contact. Four plays later, Gano wins the game on a 43-yard field goal with 8:17 remaining in overtime.

\* AFL Championship Game

\*\* Wild Card Playoff Game

\*\*\* AFC Divisional Playoff Game

## ALL-TIME OFFENSIVE YARDS AND RANKINGS

Year	Total Plays	First Downs	Rush Yards (Rank)	Net Pass Yards (Rank)	Total Yards (Rank)	Total Points
1960	930	262	1,565 (3)	3,371 (1)	4,936 (1)	379
1961	964	293	1,896 (2)	4,392 (1)	6,288 (1)	513
1962	943	266	1,742 (4)	3,229 (2)	4,971 (2)	387
1963	870	254	1,210 (7)	3,222 (1)	4,432 (4)	302
1964	942	284	1,347 (7)	3,527 (2)	4,874 (4)	310
1965	905	227	1,178 (7)	2,813 (2)	3,991 (5)	298
1966	926	246	1,515 (5)	2,897 (4)	4,412 (7)	335
1967	828	207	2,122 (1)	1,381 (9)	3,503 (8)	258
1968	905	240	1,804 (4)	2,548 (4)	4,352 (5)	303
1969	965	256	1,706 (5)	2,825 (2)	4,531 (4)	278
1970	922	232	1,556 (19)	2,506 (7)	4,062 (10)	217
1971	815	201	1,106 (26)	2,409 (6)	3,515 (22)	251
1972	817	183	1,518 (23)	1,673 (23)	3,191 (26)	164
1973	840	193	1,388 (26)	1,919 (16)	3,307 (24)	199
1974	817	200	1,361 (26)	1,977 (20)	3,338 (24)	236
1975	900	234	2,068 (12)	1,869 (23)	3,937 (19)	293
1976	878	199	1,498 (27)	2,072 (15)	3,570 (24)	222
1977	879	228	1,989 (14)	1,875 (17)	3,864 (18)	299
1978	993	276	2,476 (6)	2,338 (18)	4,814 (16)	283
1979	1,034	268	2,571 (4)	2,256 (25)	4,827 (22)	362
1980	1,063	329	2,635 (2)	3,007 (17)	5,642 (4)	295
1981	947	241	1,734 (23)	2,777 (23)	4,511 (27)	281
1982	551	138	799 (26)	1,574 (19)	2,373 (28)	136
1983	1,033	295	1,998 (18)	2,902 (23)	4,900 (24)	288
1984	969	284	1,656 (23)	3,228 (17)	4,884 (23)	240
1985	998	270	1,570 (25)	3,082 (19)	4,652 (24)	284
1986	1,089	299	1,700 (19)	3,449 (13)	5,149 (16)	274
1987	998	294	1,923 (14)	3,300 (7)	5,223 (8)	345
1988	1,010	308	2,249 (4t)	2,956 (22)	5,205 (14)	424
1989	1,028	327	1,928 (12)	3,499 (10)	5,427 (9)	365
1990	1,006	376	1,417 (24)	4,805 (1)	6,222 (1)	405
1991	1,022	353	1,366 (23)	4,621 (1)	5,987 (2)	386
1992	958	339	1,626 (18)	4,029 (1)	5,655 (3)	352
1993	1,066	330	1,792 (12)	3,866 (3)	5,658 (3)	368
1994	1,036	278	1,682 (12)	2,799 (25)	4,481 (26)	226
1995	1,046	295	1,664 (18)	3,241 (19)	4,905 (23)	348
1996	972	287	1,950 (6)	3,098 (21)	5,048 (18)	345
1997	993	288	2,414 (3)	2,505 (29)	4,919 (18)	333
1998	1,016	308	1,970 (9)	3,291 (15)	5,261 (9)	330
1999	1,011	294	1,811 (13)	3,479 (13t)	5,290 (13)	392
2000	1,036	299	2,084 (7)	3,266 (16)	5,350 (14)	346
2001	1,026	288	1,794 (12)	3,558 (8t)	5,352 (8)	336
2002	1,032	312	1,952 (11)	3,320 (20)	5,272 (17)	367
2003	1,013	310	1,623 (26)	3,878 (5)	5,501 (8)	435
2004	1,053	308	1,871 (14)	3,616 (10)	5,487 (11)	344
2005	1,022	279	1,525 (23)	3,597 (9)	5,122 (17)	299
2006	945	261	2,214 (5)	2,596 (30)	4,810 (27)	324
2007	1,037	306	2,109 (5)	2,878 (27)	4,987 (21)	301
2008	973	268	2,199 (7)	2,819 (27)	5,018 (21)	375
2009	990	288	2,592 (2)	3,031 (23)	5,623 (12)	354
2010	907	252	1,727 (17)	3,107 (25)	4,834 (27)	356
2011	984	281	1,438 (31)	3,923 (12)	5,361 (17)	325

**ALL-TIME DEFENSIVE YARDS AND RANKINGS**

<b>Year</b>	<b>Total Plays</b>	<b>First Downs</b>	<b>Rush Yards (Rank)</b>	<b>Net Pass Yards (Rank)</b>	<b>Total Yards (Rank)</b>	<b>Total Points</b>
1960	995	282	1,027 (2)	3,874 (8)	4,901 (6)	285
1961	899	235	1,634 (6)	2,391 (2)	4,025 (2)	242
1962	880	217	1,569 (3)	2,561 (2)	4,130 (2)	270
1963	873	256	1,710 (7)	2,606 (3)	4,316 (6)	372
1964	896	267	1,961 (7)	3,280 (6)	5,241 (8)	355
1965	946	271	2,683 (8)	2,470 (2)	5,153 (8)	429
1966	881	244	1,833 (7)	3,162 (8)	4,995 (9)	396
1967	910	233	1,637 (7)	2,418 (3)	4,055 (4)	199
1968	854	198	1,704 (4)	1,671 (1)	3,375 (1)	248
1969	833	183	1,556 (5)	2,217 (2)	3,773 (2)	279
1970	840	227	1,793 (17)	2,605 (24)	4,398 (25)	352
1971	880	237	1,723 (11)	2,072 (10)	3,795 (9)	330
1972	894	263	2,591 (25)	2,143 (11)	4,734 (23)	380
1973	929	274	2,410 (23)	2,237 (20)	4,647 (24)	447
1974	919	268	2,050 (19)	2,375 (20)	4,425 (22)	282
1975	952	264	1,680 (3)	2,457 (17)	4,137 (11)	226
1976	935	226	2,072 (16)	1,915 (8)	3,987 (10)	273
1977	933	247	1,815 (10)	2,142 (20)	3,957 (14)	230
1978	1,021	292	2,072 (9)	2,842 (24)	4,914 (17t)	298
1979	1,038	304	2,225 (17)	2,765 (14)	4,990 (13)	331
1980	932	259	1,811 (8)	2,801 (4)	4,612 (5)	251
1981	1,084	325	2,411 (24)	3,315 (17)	5,726 (24)	355
1982	613	187	1,225 (23)	2,213 (25)	3,438 (28)	245
1983	1,031	332	2,787 (28)	2,845 (4)	5,632 (22)	460
1984	1,075	345	2,789 (28)	3,179 (11)	5,968 (27)	437
1985	1,091	356	2,814 (28)	3,341 (18)	6,155 (27)	412
1986	1,054	285	2,035 (20)	2,999 (8)	5,034 (13)	329
1987	976	287	1,848 (17)	3,145 (17)	4,993 (17)	349
1988	985	304	1,592 (4)	3,266 (13)	4,858 (8)	365
1989	940	314	1,669 (9)	3,542 (17)	5,211 (13)	412
1990	890	279	1,575 (8)	3,060 (14)	4,635 (11)	307
1991	984	280	1,540 (6)	3,208 (14)	4,748 (9)	251
1992	907	254	1,634 (9)	2,577 (3)	4,211 (3)	258
1993	1,003	289	1,273 (1)	3,601 (23)	4,874 (14)	238
1994	971	275	2,120 (28)	2,795 (2)	4,915 (9)	352
1995	983	267	1,526 (8)	3,125 (3)	4,651 (5)	324
1996	956	271	1,385 (2)	3,225 (13)	4,610 (6)	319
1997	992	292	1,573 (4)	3,658 (27)	5,231 (22)	310
1998	955	279	1,610 (9t)	3,511 (20)	5,121 (16)	320
1999	994	300	1,550 (10)	3,695 (25)	5,245 (17)	324
2000	908	215	1,390 (3)	2,423 (1)	3,813 (1)	191
2001	996	300	1,431 (5)	4,084 (31)	5,515 (25)	388
2002	974	297	1,424 (2)	3,540 (25)	4,964 (10)	324
2003	926	275	1,295 (1)	3,606 (30)	4,901 (12)	324
2004	977	318	1,917 (18)	3,807 (26)	5,724 (27)	439
2005	960	294	1,894 (22)	3,216 (17)	5,110 (19)	421
2006	1,062	329	2,313 (30)	3,602 (27)	5,915 (32)	400
2007	978	268	1,478 (5)	3,187 (10)	4,665 (5)	297
2008	1,022	276	1,502 (6)	3,196 (9)	4,698 (7)	234
2009	1,038	323	1,711 (10t)	4,139 (31)	5,850 (28)	402
2010	1,139	356	1,851 (20)	4,032 (29)	5,883 (26)	339
2011	1,080	324	2,053 (24)	3,629 (14)	5,682 (T-18)	317

## 2011 ATTENDANCE

### 2011 PRESEASON

**Home**

Minnesota Vikings	69,143
Chicago Bears	69,143
<b>Total:</b>	<b>138,286</b>

**Away**

@ St. Louis	55,442
@ New Orleans	72,667
<b>Total:</b>	<b>128,109</b>

### 2011 REGULAR SEASON

**Home**

Baltimore Ravens	69,143
Denver Broncos	69,143
Houston Texans	69,143
Indianapolis Colts	69,143
Cincinnati Bengals	69,143
Tampa Bay Buccaneers	69,143
New Orleans Saints	69,143
Jacksonville Jaguars	69,143
<b>Regular Season Total:</b>	<b>553,144</b>
<b>Regular Season Average:</b>	<b>69,143</b>

**Away**

@ Jacksonville Jaguars	61,619
@ Cleveland Browns	66,240
@ Pittsburgh Steelers	63,875
@ Carolina Panthers	72,409
@ Atlanta Falcons	68,164
@ Buffalo Bills	56,463
@ Indianapolis Colts	64,271
@ Houston Texans	71,512
<b>Regular Season Total:</b>	<b>524,553</b>
<b>Regular Season Average:</b>	<b>65,569</b>

**Total Attendance** (20 games) – 1,344,092 . . . . . **Average** – 67,205  
**Regular Season Total** (16 games) – 1,077,697 . . . . . **Average** – 67,356  
**LP Field Game Totals** (10 games) – 691,430 . . . . . **Average** – 69,143

### ATTENDANCE RECORDS

**Total Combined Regular Season**

1,115,265 (2010 – 16 games)  
 1,098,921 (2007 – 16 games)  
 1,097,073 (2006 – 16 games)  
 1,097,039 (2000 – 16 games)  
 1,089,472 (2001 – 16 games)  
 1,088,061 (2008 – 16 games)  
 1,087,279 (2003 – 16 games)  
 1,086,095 (2009 – 16 games)  
 1,077,697 (2011 – 16 games)  
 1,059,178 (2005 – 16 games)  
 1,051,730 (2004 – 16 games)  
 1,050,989 (2002 – 16 games)  
 1,017,727 (1999 – 16 games)

**Total Home Regular Season**

553,192 (2005 – 8 games)  
 553,144 (2011 – 8 games)  
 553,144 (2010 – 8 games)  
 553,144 (2009 – 8 games)  
 553,144 (2008 – 8 games)  
 553,144 (2007 – 8 games)  
 553,144 (2006 – 8 games)  
 551,210 (2004 – 8 games)  
 550,472 (2003 – 8 games)  
 550,437 (2002 – 8 games)  
 550,393 (2001 – 8 games)  
 547,524 (2000 – 8 games)  
 528,890 (1999 – 8 games)  
 482,726 (1991 – 8 games)  
 479,428 (1992 – 8 games)

**Regular Season Home Game**

69,149 – eight games in 2005

**Away Game**

90,616 (at Dallas, 2010)  
 88,550 (at Washington, 2006)

**Postseason Game**

80,023 (at Buffalo, 1989)

**Largest LP Field Attendance**

69,149 – eight games in 2005

**Largest Vanderbilt Stadium Attendance**

41,121 (vs. Minnesota, 1998)

**Largest Liberty Bowl Att. (Memphis)**

50,677 (vs. Pittsburgh, 1997)

**Largest Astrodome Att. (Houston)**

64,934 (vs. Pittsburgh, 1992)  
 64,184 (vs. Kansas City, 1994)\*\*

**Largest Rice Stadium Att. (Houston)**

52,580 (vs. N.Y. Jets, 1965)  
 36,375 (vs. Oakland, 1967)

**Largest Jeppesen Stadium Att. (Houston)**

37,981 (vs. Dallas Texans, 1962)\*\*\*  
 37,854 (vs. San Diego, 1961)

\*AFC Wild Card Game  
 \*\*AFC Divisional Playoff  
 \*\*\*AFL Championship Game



## ALL-TIME ATTENDANCE TOTALS

YEARLY TOTALS				HOME TOTALS				AWAY TOTALS			
Year	Attendance	Games	Average	Year	Attendance	Games	Average	Year	Attendance	Games	Average
1960	272,940	14	19,496	1960	140,136	7	20,019	1960	132,804	7	18,972
1961	316,379	14	22,599	1961	195,024	7	27,861	1961	121,355	7	17,336
1962	295,108	14	21,079	1962	200,285	7	28,612	1962	94,823	7	13,546
1963	337,235	14	24,088	1963	163,372	7	23,339	1963	173,863	7	24,838
1964	327,284	14	23,377	1964	141,777	7	20,254	1964	185,507	7	26,501
1965	450,249	14	32,161	1965	240,857	7	34,408	1965	209,392	7	29,913
1966	411,555	14	29,397	1966	177,896	7	25,414	1966	233,659	7	33,380
1967	447,385	14	31,956	1967	185,129	7	26,447	1967	262,256	7	37,465
1968	569,255	14	40,661	1968	283,383	7	40,483	1968	285,872	7	40,839
1969	599,862	14	42,847	1969	309,420	7	44,203	1969	290,442	7	41,492
1970	659,432	14	47,102	1970	294,425	7	42,061	1970	365,007	7	52,144
1971	658,611	14	47,044	1971	289,954	7	41,422	1971	368,657	7	52,665
1972	684,790	14	48,914	1972	285,851	7	40,836	1972	398,939	7	56,991
1973	593,244	14	42,375	1973	219,386	7	31,341	1973	373,858	7	53,408
1974	614,609	14	43,901	1974	237,403	7	33,915	1974	377,206	7	53,887
1975	718,775	14	51,341	1975	336,458	7	48,065	1975	382,317	7	54,617
1976	713,217	14	50,944	1976	331,895	7	47,414	1976	381,322	7	54,475
1977	721,334	14	51,524	1977	345,820	7	49,403	1977	375,514	7	53,645
1978	872,727	16	54,545	1978	411,652	8	51,457	1978	461,075	8	57,634
1979	855,514	16	53,470	1979	396,580	8	49,573	1979	458,934	8	57,367
1980	898,625	16	56,164	1980	398,699	8	49,837	1980	499,926	8	62,491
1981	845,112	16	52,280	1981	355,259	8	44,407	1981	489,853	8	61,232
1982	402,513	9	44,724	1982	200,340	5	40,068	1982	202,173	4	50,543
1983	707,215	16	44,201	1983	321,440	8	40,180	1983	385,775	8	48,222
1984	707,644	16	44,228	1984	323,533	8	40,442	1984	384,111	8	48,014
1985	734,041	16	45,878	1985	329,445	8	41,181	1985	404,596	8	50,575
1986	693,294	16	43,331	1986	303,786	8	37,973	1986	389,508	8	48,689
1987	685,703	15	45,714	1987	259,875	7	37,125	1987	425,828	8	53,229
1988	845,396	16	52,838	1988	365,981	8	45,748	1988	479,415	8	59,927
1989	889,424	16	55,589	1989	451,027	8	56,378	1989	438,397	8	54,800
1990	917,819	16	57,364	1990	449,275	8	56,159	1990	468,544	8	58,568
1991	921,346	16	57,584	1991	482,726	8	60,341	1991	438,620	8	54,828
1992	965,366	16	60,335	1992	479,428	8	59,928	1992	485,938	8	60,743
1993	944,071	16	59,004	1993	452,522	8	56,565	1993	491,549	8	61,444
1994	822,738	16	51,421	1994	353,514	8	44,189	1994	469,224	8	58,653
1995	764,253	16	47,766	1995	288,860	8	36,108	1995	475,393	8	59,424
1996	604,633	16	37,790	1996	254,600	8	31,825	1996	350,033	8	43,754
1997	683,765	16	42,735	1997	224,757	8	28,095	1997	459,008	8	57,376
1998	791,806	16	49,487	1998	299,555	8	37,444	1998	492,251	8	61,531
1999	1,017,727	16	63,608	1999	528,890	8	66,111	1999	488,837	8	61,105
2000	1,097,039	16	68,565	2000	547,524	8	68,441	2000	549,515	8	68,689
2001	1,089,472	16	68,092	2001	550,393	8	68,799	2001	539,079	8	67,385
2002	1,050,989	16	65,687	2002	550,437	8	68,805	2002	500,552	8	62,569
2003	1,087,279	16	67,955	2003	550,472	8	68,809	2003	536,807	8	67,101
2004	1,051,730	16	65,733	2004	551,210	8	68,901	2004	500,520	8	62,565
2005	1,059,178	16	66,199	2005	553,192	8	69,149	2005	505,986	8	63,248
2006	1,097,073	16	68,567	2006	553,144	8	69,143	2006	543,929	8	67,991
2007	1,098,921	16	68,683	2007	553,144	8	69,143	2007	545,777	8	68,222
2008	1,088,061	16	68,004	2008	553,144	8	69,143	2008	534,917	8	66,865
2009	1,086,095	16	67,881	2009	553,144	8	69,143	2009	532,951	8	66,619
2010	1,115,265	16	69,704	2010	553,144	8	69,143	2010	562,121	8	70,265
2011	1,077,697	16	67,356	2011	553,144	8	69,143	2011	524,553	8	65,569
<b>Totals</b>	<b>39,966,795</b>	<b>788</b>	<b>50,719</b>	<b>Totals</b>	<b>19,032,307</b>	<b>394</b>	<b>48,305</b>	<b>Totals</b>	<b>21,028,488</b>	<b>394</b>	<b>53,372</b>





TENNESSEE  
**TITANS**

**PLAYOFF HISTORY**

## FRANCHISE PLAYOFF GAME HISTORY

SEASON/DATE	DAY	ROUND	OPPONENT	SITE	RESULT	SCORE	
						TITANS	OPP.
<b>1960 (10-4 regular season, 6-1 home, 4-3 road, First Place AFL East, Head Coach -- Lou Rymkus)</b>							
01/01/61	Sunday	AFL Championship	LA CHARGERS	Houston (Jeppesen Stadium)	W	24	16
<b>1961 (10-3-1 regular season, 6-1 home, 4-2-1 road, First Place AFL East, Head Coaches -- 5 games Lou Rymkus, 9 games Wally Lemm)</b>							
12/24/61	Sunday	AFL Championship	at San Diego	San Diego (Balboa Stadium)	W	10	3
<b>1962 (11-3 regular season, 6-1 home, 4-2 road, First Place AFL East, Head Coach -- Frank "Pop" Ivy)</b>							
12/23/62	Sunday	AFL Championship	DALLAS TEXANS	Houston (Jeppesen Stadium)	L (2 OT)	17	20
<b>1967 (9-4-1 regular season, 5-2 home, 4-2-1 road, First Place AFL East, Head Coach -- Wally Lemm)</b>							
12/31/67	Sunday	AFL Championship	at Oakland	Oakland (Alameda County Coliseum)	L	7	40
<b>1969 (6-6-2 regular season, 4-2-1 home, 2-4-1 road, Second Place AFL East, Head Coach -- Wally Lemm)</b>							
12/21/69	Sunday	AFL Divisional	at Oakland	Oakland (Alameda County Coliseum)	L	7	56
<b>1978 (10-6 regular season, 5-3 home, 5-3 road, Second Place AFC Central, Head Coach -- O.A. "Bum" Phillips)</b>							
12/24/78	Sunday	Wild Card	at Miami	Miami (Orange Bowl)	W	17	9
12/31/78	Sunday	Divisional	at New England	New England (Schaefer Stadium)	W	31	14
01/07/79	Sunday	Conference	at Pittsburgh	Pittsburgh (Three Rivers Stadium)	L	5	34
<b>1979 (11-5 regular season, 6-2 home, 5-3 road, Second Place AFC Central, Head Coach -- O.A. "Bum" Phillips)</b>							
12/23/79	Sunday	Wild Card	DENVER	Houston (Astrodome)	W	13	7
12/29/79	Saturday	Divisional	at San Diego	San Diego (San Diego Stadium)	W	17	14
01/06/80	Sunday	Conference	at Pittsburgh	Pittsburgh (Three Rivers Stadium)	L	13	27
<b>1980 (11-5 regular season, 6-2 home, 5-3 road, Tied First Place AFC Central, Head Coach -- O.A. "Bum" Phillips)</b>							
12/28/80	Sunday	Wild Card	at Oakland	Oakland (Alameda County Coliseum)	L	7	27
<b>1987 (9-6 regular season, 5-2 home, 4-4 road, Second Place AFC Central, Head Coach -- Jerry Glanville)</b>							
01/03/88	Sunday	Wild Card	SEATTLE	Houston (Astrodome)	W (OT)	23	20
01/10/88	Sunday	Divisional	at Denver	Denver (Mile High Stadium)	L	10	34
<b>1988 (10-6 regular season, 7-1 home, 3-5 road, Tied Second Place AFC Central, Head Coach -- Jerry Glanville)</b>							
12/24/88	Saturday	Wild Card	at Cleveland	Cleveland (Cleveland Stadium)	W	24	23
01/01/89	Sunday	Divisional	at Buffalo	Buffalo (Rich Stadium)	L	10	17
<b>1989 (9-7 regular season, 6-2 home, 3-5 road, Tied Second Place AFC Central, Head Coach -- Jerry Glanville)</b>							
12/31/89	Sunday	Wild Card	PITTSBURGH	Houston (Astrodome)	L (OT)	23	26
<b>1990 (9-7 regular season, 6-2 home, 3-5 road, Tied First Place AFC Central, Head Coach -- Jack Pardee)</b>							
01/06/91	Sunday	Wild Card	at Cincinnati	Cincinnati (Riverfront Stadium)	L	14	41
<b>1991 (11-5 regular season, 7-1 home, 4-4 road, First Place AFC Central, Head Coach -- Jack Pardee)</b>							
12/29/91	Sunday	Wild Card	NY JETS	Houston (Astrodome)	W	17	10
01/04/92	Saturday	Divisional	at Denver	Denver (Mile High Stadium)	L	24	26
<b>1992 (10-6 regular season, 5-3 home, 5-3 road, Second Place AFC Central, Head Coach -- Jack Pardee)</b>							
01/03/93	Sunday	Wild Card	at Buffalo	Buffalo (Rich Stadium)	L (OT)	38	41
<b>1993 (12-4 regular season, 7-1 home, 5-3 road, First Place AFC Central, Head Coach -- Jack Pardee)</b>							
01/16/94	Sunday	Divisional	KANSAS CITY	Houston (Astrodome)	L	20	28
<b>1999 (13-3 regular season, 8-0 home, 5-3 road, Second Place AFC Central, Head Coach -- Jeff Fisher)</b>							
01/08/00	Saturday	Wild Card	BUFFALO	Tennessee (LP Field)	W	22	16
01/16/00	Sunday	Divisional	at Indianapolis	Indianapolis (RCA Dome)	W	19	16
01/23/00	Sunday	Conference	at Jacksonville	Jacksonville (Alltel Stadium)	W	33	14
01/30/00	Sunday	Super Bowl XXXIV	ST. LOUIS	Atlanta (Georgia Dome)	L	16	23
<b>2000 (13-3 regular season, 7-1 home, 6-2 road, First Place AFC Central, Head Coach -- Jeff Fisher)</b>							
01/07/01	Sunday	Divisional	BALTIMORE	Tennessee (LP Field)	L	10	24
<b>2002 (11-5 regular season, 6-2 home, 5-3 road, First Place AFC South, Head Coach -- Jeff Fisher)</b>							
01/11/03	Saturday	Divisional	PITTSBURGH	Tennessee (LP Field)	W (OT)	34	31
01/19/03	Sunday	Conference	at Oakland	Oakland (Network Associates Coliseum)	L	24	41
<b>2003 (12-4 regular season, 7-1 home, 5-3 road, Second Place AFC South, Head Coach -- Jeff Fisher)</b>							
01/03/04	Saturday	Wild Card	at Baltimore	Baltimore (M&T Bank Stadium)	W	20	17
01/10/04	Saturday	Divisional	at New England	New England (Gillette Stadium)	L	14	17
<b>2007 (10-6 regular season, 5-3 home, 5-3 road, Third Place AFC South, Head Coach -- Jeff Fisher)</b>							
01/06/08	Sunday	Wild Card	at San Diego	San Diego (Qualcomm Stadium)	L	6	17
<b>2008 (13-3 regular season, 7-1 home, 6-2 road, First Place AFC South, Head Coach -- Jeff Fisher)</b>							
01/10/09	Saturday	Divisional	BALTIMORE	Tennessee (LP Field)	L	10	13

**All-Time Playoff Record: 14-19 (6-5 home, 8-13 road, 0-1 neutral site)**

## ALL-TIME PLAYOFF LEADERS

### CAREER RUSHING YARDS

Player	Games	Att	Yds	Avg	TD
1. Eddie George	9	206	776	3.8	5
2. Earl Campbell	6	135	420	3.1	4
3. Steve McNair	9	54	349	6.5	6
4. Lorenzo White	7	76	264	3.5	1
5. Allen Pinkett	6	47	219	4.7	1
6. Tim Wilson	7	54	174	3.2	0
7. Alonzo Highsmith	5	26	149	5.7	0
8. Mike Rozier	4	48	147	3.1	2
9. Billy Cannon	3	44	135	3.1	0
Rob Carpenter	4	39	135	3.5	0

### CAREER RECEPTIONS

Player	Games	Att	Yds	Avg	TD
1. Ernest Givins	10	60	774	12.9	8
2. Haywood Jeffires	8	41	513	12.5	3
3. Drew Hill	8	38	513	13.5	1
4. Frank Wycheck	9	37	313	8.5	1
5. Curtis Duncan	9	34	274	8.1	2
6. Derrick Mason	9	29	312	10.8	1
7. Tim Wilson	7	24	202	8.4	1
8. Eddie George	9	23	149	6.5	0
9. Mike Barber	7	16	329	20.6	2
10. Rob Carpenter	4	15	98	6.5	0

### CAREER PASSING YARDS

Player	Games	Att	Cmp	Pct	Yds	TD	Int	Rate
1. Warren Moon	9	351	230	65.5	2578	15	12	87.3
2. Steve McNair	9	282	166	58.9	1591	6	9	68.4
3. Dan Pastorini	5	116	71	61.2	954	4	8	70.1
4. George Blanda	3	117	57	48.7	722	5	10	47.0
5. Pete Beathard	2	81	33	40.7	351	2	4	41.7
6. Kerry Collins	1	42	26	61.9	281	0	1	71.6
7. Ken Stabler	1	26	15	57.7	243	0	2	57.1
8. Cody Carlson	2	33	16	48.5	165	2	1	70.9
9. Vince Young	1	29	16	55.2	138	0	1	53.5
10. Gifford Nielsen	4	24	13	54.2	129	1	2	48.8

### CAREER SCORING

Player	Games	TD	PAT	FG	Total
1. Al Del Greco	9	0	21	14	63
2. Ernest Givins	10	8	0	0	48
3. Steve McNair	9	6	0	0	36
Tony Zendejas	5	0	9	9	36
5. Toni Fritsch	7	0	11	8	35
6. Eddie George	5	5	0	0	30
7. Earl Campbell	4	4	0	0	24
8. Haywood Jeffires	8	3	0	0	18
9. George Blanda	3	0	6	3	15
Joe Nedney	2	0	6	3	15

### CAREER FIELD GOALS

Player	Games	Made	Att	Pct	Lg
1. Al Del Greco	9	14	22	63.6	53
2. Tony Zendejas	5	9	14	64.3	49
3. Toni Fritsch	7	8	10	80.0	35
4. <b>Rob Bironas</b>	2	3	5	60.0	44
George Blanda	3	3	-	-	46
Joe Nedney	2	3	4	75.0	42
7. Gary Anderson	2	2	3	66.7	46

### CAREER PUNTING AVERAGE

Player	Games	Punt	Yds	Avg	TB	In20	Lg
1. Greg Montgomery	8	27	1149	42.6	3	4	59
2. Ode Burrell	1	11	455	41.4	-	-	57
3. Craig Hentrich	11	51	2090	41.0	4	17	66
4. Cliff Parsley	7	40	1607	40.2	-	-	56
5. Jeff Gossett	2	6	239	39.8	0	1	57
6. Jim Norton	4	18	707	39.3	-	-	53
7. Charlie Milstead	1	5	170	34.0	-	-	43

### CAREER KICKOFF RETURN YARDS

Player	Games	No	Yds	Avg	TD
1. Derrick Mason	9	17	492	28.9	1
2. Bobby Jancik	2	9	239	26.6	0
3. Allen Pinkett	8	13	221	17.0	0
4. John Simon	2	9	201	22.3	0
5. Justin McCareins	4	8	148	18.5	0
6. Johnnie Dirden	2	5	109	21.8	0
7. Lorenzo White	7	7	108	15.4	0
8. Robert Woods	3	5	104	20.8	0
9. Ode Burrell	2	4	89	22.3	0
10. Zeke Moore	1	3	87	29.0	0

### CAREER INTERCEPTIONS

Player	Games	No	Yds	Avg	TD
1. Vernon Perry	4	6	75	12.5	1
2. Gregg Bingham	5	3	38	12.7	0
Bubba McDowell	6	3	90	30.0	1
Mike Reinfeldt	5	3	35	11.7	0
5. Richard Johnson	4	2	25	12.5	0
Samari Rolle	9	2	17	8.5	0
Greg Sternick	5	2	0	0.0	0
8. <i>(20 players tied with one interception)</i>					

### CAREER SACKS (SINCE 1970)

Player	No
1. Elvin Bethea	5.0
Andy Dorris	5.0
3. Jason Fisk	3.5
William Fuller	3.0

### CAREER TACKLES (SINCE 1974)

Player	No
1. Al Smith	55
2. Keith Bulluck	48
3. Gregg Bingham	45
4. John Grimsley	41

## INDIVIDUAL PLAYOFF RECORDS: SERVICE

### Most Games, Head Coach

11	Jeff Fisher, 1999-08
7	O.A. "Bum" Phillips, 1978-80
5	Jerry Glanville, 1987-89
5	Jack Pardee, 1990-93

### Most Games Won, Head Coach

5	Jeff Fisher, 1999-08
4	O.A. "Bum" Phillips, 1978-80
2	Jerry Glanville, 1987-89

### Most Games Lost, Head Coach

6	Jeff Fisher, 1999-08
4	Jack Pardee, 1990-93
3	Jerry Glanville, 1987-89
3	O.A. "Bum" Phillips, 1978-80

## INDIVIDUAL PLAYOFF RECORDS: SCORING

### POINTS

#### Most Points, Career

63	Al Del Greco, (21 PAT, 14 FG)
48	Ernest Givins, (8 TD)
36	Steve McNair, (6 TD)
35	Toni Fritsch, (11 PAT, 8 FG)
33	Tony Zendejas, (9 PAT, 8 FG)

#### Most Points, Game

13	Al Del Greco, @ Indianapolis, 1/16/00
12	Mike Barber, @ New England, 12/31/78
12	Allen Pinkett, @ Cleveland, 12/24/88
12	Ernest Givins, vs. Pittsburgh, 12/31/89
12	Ernest Givins, @ Cincinnati, 1/6/91
12	Ernest Givins, vs. NY Jets, 12/29/91
12	Haywood Jeffires, @ Buffalo, 1/3/93
12	Steve McNair, @ Jacksonville, 1/23/00
12	Steve McNair, @ Oakland, 1/19/03

#### Most Points, Opponent, Game

18	Andre Reed, @ Buffalo, 1/3/93
16	George Blanda, @ Oakland, 12/31/67
14	Gary Anderson, vs. Pittsburgh, 12/31/89

### TOTAL TOUCHDOWNS

#### Most Touchdowns, Career

8	Ernest Givins, (8 receiving)
6	Steve McNair, (6 rushing)
5	Eddie George, (5 rushing)
4	Earl Campbell, (4 rushing)
3	Haywood Jeffires, (3 receiving)

#### Most Touchdowns, Game

2	Mike Barber, @ New England, 12/31/78
2	Allen Pinkett, @ Cleveland, 12/24/88
2	Ernest Givins, vs. Pittsburgh, 12/31/89
2	Ernest Givins, @ Cincinnati, 1/6/91
2	Ernest Givins, vs. NY Jets, 12/29/91
2	Haywood Jeffires, @ Buffalo, 1/3/93
2	Steve McNair, @ Jacksonville, 1/23/00
2	Eddie George, vs. St. Louis, 1/30/00
2	Steve McNair, @ Oakland, 1/19/03

#### Most Touchdowns, Opponent, Game

3	Andre Reed, @ Buffalo, 1/3/91
---	-------------------------------

#### Most Consecutive Games Scoring Touch-down

3	Ernest Givins, 1989-91
3	Eddie George, 1999-02
2	6 times, last by Steve McNair, 2002

### POINTS AFTER TOUCHDOWN

#### Most Attempts, Career

21	Al Del Greco, 1991-93, 99-00
11	Toni Fritsch, 1979-80
9	Tony Zendejas, 1987-89

#### Most Attempts, Game

5	Al Del Greco, @ Buffalo, 1/3/93
4	Toni Fritsch, @ New England, 12/31/78
4	Al Del Greco, @ Jacksonville, 1/23/00
4	Joe Nedney, vs. Pittsburgh, 1/11/03

#### Most Made, Career

21	Al Del Greco, 1991-93, 99-00
11	Toni Fritsch, 1978-80
9	Tony Zendejas, 1987-89

#### Most Made, Game

5	Al Del Greco, @ Buffalo, 1/3/93
4	Al Del Greco, @ Indianapolis, 1/16/00
4	Toni Fritsch, @ New England, 12/31/78
4	Al Del Greco, @ Jacksonville, 1/23/00
4	Joe Nedney, vs. Pittsburgh, 1/11/03

#### Most Made, Opponent, Game

8	George Blanda, @ Oakland, 12/21/69
5	Jim Breech, @ Cincinnati, 1/6/91
5	Steve Christie, @ Buffalo, 1/3/93
5	Sabastian Janikowski, @ Oakland, 1/19/03

#### Most Made, No Misses, Career

21	Al Del Greco, 1991-93, 99-00
11	Toni Fritsch, 1978-80
9	Tony Zendejas, 1987-89

### FIELD GOALS

#### Most Attempted, Career

22	Al Del Greco, 1991-93, 99-00
14	Tony Zendejas, 1987-89
9	Toni Fritsch, 1978-80

#### Most Attempted, Game

5	Tony Zendejas, vs. Seattle, 1/3/89
4	Al Del Greco, @ Indianapolis, 1/16/00
4	Al Del Greco, vs. Baltimore, 1/7/01
4	Tony Zendejas, vs. Pittsburgh, 12/31/88
4	Jeff Reed, vs. Pittsburgh, 1/11/03

#### Most Attempted, Opponent, Game

4	Jeff Wilkins, vs. St. Louis, 1/30/00
4	Roy Gerela, @ Pittsburgh, 1/7/79
4	Gary Anderson, vs. Pittsburgh, 12/31/89

#### Most Made, Career

14	Al Del Greco, 1991-93, 99-00
9	Tony Zendejas, 1987-89
7	Toni Fritsch, 1978-80

#### Most Made, Game

4	Al Del Greco, @ Indianapolis, 1/16/00
3	Al Del Greco, vs. Buffalo, 1/8/00
3	Tony Zendejas, vs. Seattle, 1/3/88
3	Tony Zendejas, vs. Pittsburgh, 12/31/89

#### Most Made, Opponent, Game

4	Roy Gerela, @ Pittsburgh, 1/7/79
3	Mike Vanderjagt, @ Indianapolis, 1/16/00
3	Jeff Wilkins, vs. St. Louis, 1/30/00
3	Ben Agajanian, vs. LA Chargers, 1/1/61
3	Matt Bahr, @ Cleveland, 12/24/88
3	Jeff Reed, vs. Pittsburgh, 1/11/03

#### Most Consecutive Games Made

9	Al Del Greco, 1991-93, 99-00
6	Toni Fritsch, 1978-80
5	Tony Zendejas, 1987-89

#### Longest Field Goal

53	Al Del Greco, vs. NY Jets, 12/29/91
49	Al Del Greco, @ Indianapolis, 1/16/00
49	Tony Zendejas, vs. Seattle, 1/3/88
49	Tony Zendejas, @ Cleveland, 12/24/88
49	Al Del Greco, vs. Kansas City, 1/16/94

#### Highest Field Goal Percentage (5 attempts)

77.8	Toni Fritsch, 6 games (7-9)
64.3	Tony Zendejas, 5 games (9-14)
63.6	Al Del Greco, 9 games (14-22)

## SAFETIES

### Most, Career

1	Jevon Kearse, 1999
1	Ted Washington, 1979

### Most, Game

1	Jevon Kearse, vs. Buffalo, 1/8/00
1	Ted Washington, @ Pittsburgh, 1/7/79

## INDIVIDUAL PLAYOFF RECORDS: RUSHING

### RUSHING ATTEMPTS

#### Most Attempts, Career

206	Eddie George, 9 games
135	Earl Campbell, 8 games
76	Lorenzo White, 7 games
54	Steve McNair, 9 games

#### Most Attempts, Game

29	Eddie George, vs. Buffalo, 1/8/00
28	Eddie George, vs. St. Louis, 1/30/00
27	Earl Campbell, @ New England, 12/31/78
27	Earl Campbell, @ Oakland, 12/23/80
27	Eddie George, vs. Baltimore, 1/7/01
25	Eddie George, @ Baltimore, 1/3/04

### RUSHING YARDS

#### Most Yards Gained, Career

776	Eddie George, 9 games
420	Earl Campbell, 8 games
349	Steve McNair, 9 games
264	Lorenzo White, 7 games
219	Allen Pinkett, 6 games

#### Most Yards Gained, Game

162	Eddie George, @ Indianapolis, 1/16/00
118	Earl Campbell, @ New England, 12/31/78
106	Eddie George, vs. Buffalo, 1/8/00

#### Longest Run From Scrimmage

68t	Eddie George, @ Indianapolis, 1/16/00
51	Steve McNair, @ Jacksonville, 1/23/00
35	Earl Campbell, @ New England, 12/31/78

#### Highest Average Gain, Career (40 carries)

6.46	Steve McNair, 9 games (54-349)
4.66	Allen Pinkett, 6 games (47-219)
3.77	Eddie George, 9 games (206-776)
3.47	Lorenzo White, 5 games (76-264)
3.11	Earl Campbell, 8 games (135-420)

#### Highest Average Gain, Game (10 carries)

6.5	Chris Johnson, vs. Baltimore, 1/10/09 (11-72)
6.23	Eddie George, @ Indianapolis, 1/16/00 (26-162)

4.37	Earl Campbell, @ New England, 12/31/78 (27-118)
------	---

### RUSHING TOUCHDOWNS

#### Most Touchdowns, Career

6	Steve McNair, 9 games
5	Eddie George, 9 games
4	Earl Campbell, 8 games
2	Mike Rozier, 4 games

#### Most Touchdowns, Game

2	Eddie George, vs. St. Louis, 1/30/00
2	Steve McNair, @ Jacksonville, 1/23/00
2	Steve McNair, @ Oakland, 1/19/03
1	18 times, last by Chris Johnson vs. Bal., 1/10/09

#### Most Consecutive Games Rushing for TD's

3	Eddie George, 1999-02
2	Chris Brown, 2004
2	Steve McNair, 2002
2	Earl Campbell, 1978

## INDIVIDUAL PLAYOFF RECORDS: PASSING

### PASSER RATING

#### Passer Rating, Career (min. 100 attempts)

87.3	Warren Moon, 9 games
72.3	Dan Pastorini, 5 games
68.4	Steve McNair, 9 games

### PASS ATTEMPTS

#### Most Passes Attempted, Career

351	Warren Moon, 9 games
282	Steve McNair, 9 games
117	George Blanda, 3 games
116	Dan Pastorini, 5 games

#### Most Passes Attempted, Game

50	Warren Moon, @ Buffalo, 1/3/93
48	Warren Moon, vs. Pittsburgh, 12/31/89
46	George Blanda, vs. Dallas Texans, 12/23/62
46	Pete Beathard, @ Oakland, 12/21/69
46	Steve McNair, vs. Baltimore, 1/7/01

### PASS COMPLETIONS

#### Most Completions, Career

230	Warren Moon, 9 games
166	Steve McNair, 9 games
71	Dan Pastorini, 5 games
57	George Blanda, 3 games

#### Most Completions, Game

36	Warren Moon, @ Buffalo, 1/3/93
32	Warren Moon, vs. Kansas City, 1/16/94
29	Warren Moon, vs. Pittsburgh, 12/31/89

### COMPLETION PERCENTAGE

#### Highest Completion Percentage, Career (100 att)

65.5	Warren Moon, 9 games
61.2	Dan Pastorini, 5 games
58.9	Steve McNair, 9 games

#### Highest Completion Percentage, Game (10 att)

80.0	Dan Pastorini, @ New England, 12/31/78 (12-15)
75.0	Warren Moon, @ Denver, 1/4/92 (27-36)
74.4	Warren Moon, vs. Kansas City, 1/16/94 (32-43)

### PASSING YARDS

#### Most Yards Gained, Career

2,578	Warren Moon, 9 games
1,591	Steve McNair, 9 games
954	Dan Pastorini, 5 games
722	George Blanda, 3 games

#### Most Yards Gained, Game

371	Warren Moon, @ Buffalo, 1/3/93
338	Steve McNair, vs. Pittsburgh, 1/11/03
325	Warren Moon, @ Denver, 1/4/92
315	Warren Moon, vs. Pittsburgh, 12/31/89

#### Most Games, 300 or More Yards Passing, Career

4	Warren Moon, 9 games
---	----------------------

**Most Consec. Games, 300 or More Yards****Passing**

3 Warren Moon, 1991-93

**Longest Pass Completion**

88t George Blanda (to Billy Cannon), vs. LA Chargers, 1/1/61  
 71t Dan Pastorini (to Ken Burrough), @ N.E., 12/31/78  
 55 Dan Pastorini (to Mike Barber), @ Miami, 12/24/78  
 49t Steve McNair (to Justin McCareins), @ Balt., 1/3/04

**Highest Average Gain, Career (100 attempts)**

8.22 Dan Pastorini, 5 games (116-954)  
 7.31 Warren Moon, 9 games (351-2578)  
 6.17 George Blanda, 3 games (117-722)

**Highest Average Gain, Game (20 attempts)**

10.55 Dan Pastorini, @ New England, 12/31/78  
 9.03 Warren Moon, @ Denver, 1/4/92  
 8.53 Warren Moon, vs. Seattle, 1/3/88

**TOUCHDOWN PASSES****Most Touchdown Passes, Career**

15 Warren Moon, 9 games

6 Steve McNair, 9 games  
 5 George Blanda, 3 games  
 4 Dan Pastorini, 5 games

**Most Touchdown Passes, Game**

4 Warren Moon, @ Buffalo, 1/3/93  
 3 George Blanda, vs. LA Chargers, 1/1/61  
 3 Dan Pastorini, @ New England, 12/31/78  
 3 Warren Moon, @ Denver, 1/4/92

**Most Consecutive Games Touchdown Pass**

4 Steve McNair, 2002-03  
 4 Warren Moon, 1991-93  
 3 George Blanda, 1960-62  
 3 Warren Moon, 1987-88

**PASSES HAD INTERCEPTED****Lowest Percentage, Passes Had Intercepted, Career (100 attempts)**

3.19 Steve McNair, 9 games (282-9)  
 3.42 Warren Moon, 9 games (351-12)  
 6.90 Dan Pastorini, 5 games (116-8)  
 8.54 George Blanda, 3 games (117-10)

**Most Attempts Without Interception, Game**

48 Warren Moon, vs. Pittsburgh, 12/31/89

36 Steve McNair, vs. St. Louis, 1/30/99  
 36 Steve McNair, @ Oakland, 1/19/03  
 29 Dan Pastorini, @ Miami, 12/24/78

**Most Passes Had Intercepted, Career**

12 Warren Moon, 9 games  
 10 George Blanda, 3 games  
 9 Steve McNair, 9 games  
 8 Dan Pastorini, 5 games

**Most Passes Had Intercepted, Game**

5 George Blanda, @ San Diego, 12/25/61  
 5 George Blanda, vs. Dallas Texans, 12/23/62  
 5 Dan Pastorini, @ Pittsburgh, 1/7/79

**INDIVIDUAL PLAYOFF RECORDS: RECEIVING****RECEPTIONS****Most Receptions, Career**

60 Ernest Givins, 1987-93  
 41 Haywood Jeffires, 1988-93  
 38 Drew Hill, 1987-91  
 29 Derrick Mason, 1997-03

**Most Receptions, Game**

11 Ernest Givins, vs. Pittsburgh, 12/31/89  
 10 Frank Wycheck, vs. Pittsburgh, 1/11/03  
 10 Justin Gage, vs. Baltimore, 1/10/09  
 9 Drew Hill, vs. NY Jets, 12/29/91  
 9 Ernest Givins, @ Buffalo, 1/3/93  
 9 Haywood Jeffires, vs. Kansas City, 1/16/94

**Most Consecutive Games, Pass Receptions**

8 Haywood Jeffires, 1988-93  
 7 Frank Wycheck, 1999-2002  
 6 Ernest Givins, 1989-93  
 6 Derrick Mason, 1999-2003

**YARDS GAINED****Most Yards Gained, Career**

774 Ernest Givins, 8 games  
 513 Drew Hill, 7 games  
 513 Haywood Jeffires, 7 games  
 312 Derrick Mason, 9 games

**Most Yards Gained, Game**

136 Ernest Givins, vs. Pittsburgh, 12/31/89  
 135 Justin Gage, vs. Baltimore, 1/10/09  
 128 Billy Cannon, vs. L.A., 1/1/61

123 Frank Wycheck, vs. Pittsburgh, 1/11/03  
 117 Ernest Givins, @ Buffalo, 1/3/93

**Most Games, 100 or More Receiving Yards, Career**

3 Ernest Givins  
 1 Ken Burrough  
 1 Mike Barber  
 1 Frank Wycheck

**Most Consecutive Games, 100 or More Receiving Yards**

2 Ernest Givins

**Longest Reception**

88t Billy Cannon, vs. LA Chargers, 1/1/61  
 71t Ken Burrough, @ Miami, 12/24/78  
 55 Mike Barber, @ New England, 12/31/78  
 49t Justin McCareins, @ Baltimore, 1/3/04

**AVERAGE GAIN****Highest Average Gain, Career (14 receptions)**

22.1 Mike Barber, (14-309)  
 13.5 Drew Hill, (38-513)  
 12.9 Ernest Givins, (60-774)

**Highest Average Gain, Game (5 receptions)**

18.6 Drew Hill, @ Denver, 1/10/88 (5-93)  
 18.5 Ernest Givins, @ Denver, 1/4/92 (6-111)  
 17.2 Ken Burrough, @ Miami, 12/24/78 (6-103)

**TOUCHDOWNS****Most Touchdowns, Career**

8 Ernest Givins, 8 games  
 3 Haywood Jeffires, 7 games  
 2 Billy Cannon, 2 games  
 2 Mike Barber, 2 games  
 2 Curtis Duncan, 5 games

**Most Touchdowns, Game**

2 5 times, last by Haywood Jeffires @ Buff 1/3/93

**Most Consecutive Games with Touchdown Reception**

3 Ernest Givins, 1989-91  
 2 Billy Cannon, 1960-61  
 2 Curtis Duncan, 1991-92  
 2 Haywood Jeffires, 1991-92

## INDIVIDUAL PLAYOFF RECORDS: INTERCEPTIONS

### INTERCEPTIONS

#### Most Interceptions, Career

5	Vernon Perry, 4 games
4	Mike Reinfeldt, 7 games
3	Bubba McDowell, 6 games
2	Samari Rolle, 9 games

#### Most Interceptions, Game

4*	Vernon Perry, @ San Diego, 12/29/79
2	Mike Reinfeldt, @ New England, 12/31/78
2	Bubba McDowell, vs. NY Jets, 12/29/91

### INT. RETURN YARDS

#### Most Yards Gained, Career

90	Bubba McDowell, 6 games
75	Vernon Perry, 4 games
35	Mike Reinfeldt, 7 games

#### Most Yards Gained, Game

75t	Vernon Perry, @ Pittsburgh, 1/6/80
58t	Bubba McDowell, @ Buffalo, 1/3/93
32	Bubba McDowell, vs. NY Jets, 12/29/92

#### Longest Run

75t	Vernon Perry, @ Pittsburgh, 1/6/80
58t	Bubba McDowell, @ Buffalo, 1/3/93

31	Bubba McDowell, vs. NY Jets, 12/29/92
----	---------------------------------------

### INTERCEPTIONS FOR TDs

#### Most Touchdowns, Career

1	Vernon Perry, 1980
1	Bubba McDowell, 1993

#### Most Touchdowns, Game

1	Vernon Perry, @ Pittsburgh, 1/6/80
1	Bubba McDowell, @ Buffalo, 1/3/93

\* NFL Record

## INDIVIDUAL PLAYOFF RECORDS: PUNTING

### PUNTS

#### Most Punts, Career

51	Craig Hentrich, 11 games
31	Cliff Parsley, 7 games
27	Greg Montgomery, 8 games

#### Most Punts, Game

11	Jim Norton, @ Oakland, 12/31/67
11	Ode Burrell, @ Oakland, 12/21/69
7	Craig Hentrich, vs. Buffalo, 1/8/00
6	Cliff Parsley, @ New England, 12/31/78
6	Cliff Parsley, @ San Diego, 12/29/79
6	Greg Montgomery, @ Cincinnati, 1/6/91
6	Craig Hentrich, @ Baltimore, 1/3/04

### PUNTING YARDS

#### Longest Punt

66	Craig Hentrich, vs. Baltimore, 1/10/09
63	Craig Hentrich, @ Baltimore, 1/3/04
59	Greg Montgomery, vs. Kansas City, 1/6/94
57	Craig Hentrich, @ Indianapolis, 1/16/00
57	Ode Burrell, @ Oakland, 12/21/69

#### Highest Average Yardage, Career (10 punts)

42.6	Greg Montgomery (27-1149)
42.3	Ode Burrell (11-465)

#### Highest Average Yardage, Game (5 punts)

52.0	Craig Hentrich, @ Indianapolis, 1/16/00, (5-260)
48.6	Greg Montgomery, vs. Kansas City, 1/16/94 (5-243)
44.7	Craig Hentrich, @ Baltimore, 1/3/04 (6-268)
44.6	Greg Montgomery, @ Buffalo, 1/1/89 (5-223)

## INDIVIDUAL PLAYOFF RECORDS: PUNT RETURNS

### PUNT RETURNS

#### Most Punt Returns, Career

21	Derrick Mason, 9 games
9	Richard Ellender, 3 games
5	Kenny Johnson, 2 games
5	Robert Woods, 2 games

#### Most Punt Returns, Game

6	Derrick Mason, @ Baltimore, 1/3/04
5	Derrick Mason, vs. Buffalo, 1/8/00
5	Richard Ellender, @ Denver, 12/23/79
4	Kenny Johnson, vs. Seattle, 1/3/88

### PUNT RETURN YARDS

#### Most Yards Gained, Career

173	Derrick Mason, 9 games
75	Richard Ellender, 3 games
27	Kenny Johnson, 2 games
27	Bobby Gordon, 1 game

#### Most Yards Gained, Game

70	Derrick Mason, @ Baltimore, 1/3/04
49	Derrick Mason, @ Indianapolis, 1/16/00
42	Richard Ellender, @ Denver, 12/23/79
27	Bobby Gordon, vs. LA Chargers, 1/1/61
27	Kenny Johnson, vs. Seattle, 1/3/88

#### Longest Return

27	Bobby Gordon, vs. LA Chargers, 1/1/61
25	Richard Ellender, @ San Diego, 12/29/79
19	Derrick Mason, @ Indianapolis, 1/16/00
19	Gerald McNeil, @ Cincinnati, 1/6/91

#### Highest Average Gain, Career (5 returns)

8.3	Richard Ellender (9-75)
8.2	Derrick Mason (21-173)
5.4	Kenny Johnson (5-27)

#### Highest Average Gain, Game (3 returns)

16.3	Derrick Mason, @ Indianapolis, 1/16/00 (3-49)
11.7	Derrick Mason, @ Baltimore, 1/3/04 (6-70)
8.5	Richard Ellender, @ Denver, 12/23/79 (5-42)
6.8	Kenny Johnson, vs. Seattle, 1/3/88 (4-27)

## INDIVIDUAL PLAYOFF RECORDS: KICKOFF RETURNS

### KICKOFF RETURNS

#### Most Kickoff Returns, Career

17	Derrick Mason, 7 games
13	Allen Pinkett, 8 games
9	Bobby Jancik, 3 games
9	John Simon, 2 games
8	Justin McCareins, 4 games
7	Lorenzo White, 6 games

#### Most Kickoff Returns, Game

5	Derrick Mason, vs. St. Louis, 1/30/00
5	Bobby Jancik, vs. Dallas Texans, 12/23/62
5	John Simon, @ Oakland, 1/19/03

### KICKOFF RETURN YARDS

#### Most Yards Gained, Career

492	Derrick Mason, 7 games
-----	------------------------

239	Bobby Jancik, 2 games
221	Allen Pinkett, 6 games

#### Most Yards Gained, Game

174	Derrick Mason, @ Jacksonville, 1/23/00
122	Derrick Mason, vs. St. Louis, 1/30/00
115	John Simon, @ Oakland, 1/19/03
100	Bobby Jancik, @ Oakland, 12/31/67

#### Longest Return

80t	Derrick Mason, @ Jacksonville, 1/23/00
48	Bobby Jancik, vs. Dallas Texans, 12/23/62
47	Derrick Mason, @ Indianapolis, 1/16/00

#### Highest Average Gain, Career (5 returns)

28.9	Derrick Mason, 7 games
26.6	Bobby Jancik, 2 games

22.3	John Simon, 2 games
20.8	Robert Woods, 3 games

#### Highest Average Gain, Game (3 returns)

43.5	Derrick Mason, @ Jacksonville, 1/23/00 (4-174)
31.3	Derrick Mason, vs. Buffalo, 1/8/2000 (3-94)
29.0	Zeke Moore @ Oakland 12/31/67 (3-87)

## TEAM PLAYOFF RECORDS: SCORING

### TEAM POINTS

#### Most Points in a Game

38	@ Buffalo, 1/3/93 (Buffalo 41, Oilers 38)
34	vs. Pittsburgh, 1/11/03 (Titans 34, Steelers 31, OT)
33	@ Jacksonville, 1/23/00 (Titans 33, Jac 14)
31	@ New England, 12/31/78 (Oilers 31, New England 14)

#### Most Points in a Game, Opponent

56	@ Oakland, 12/21/69 (Oakland 56, Oilers 7)
41	@ Buffalo, 1/3/93 (Buffalo 41, Oilers 38 OT)
41	@ Cincinnati, 1/6/91 (Cincinnati 41, Oilers 14)
41	@ Oakland, 1/19/03 (Raiders 41, Titans 24)

#### Fewest Points in a Game

5	@ Pittsburgh, 1/7/79 (Pittsburgh 34, Oilers 5)
6	@ San Diego, 1/6/08 (SD 17, Titans 6)
7	3 times, last @ Oakland, 12/28/80 (Oakland 27, Oilers 7)

#### Fewest Points in a Game, Opponent

3	@ San Diego, 12/24/61 (Oilers 10, San Diego 3)
7	vs. Denver, 12/23/79 (Oilers 13, Denver 7)
9	@ Miami, 12/24/78 (Oilers 17, Miami 9)

#### Most Decisive Win

19	@ Jacksonville, 1/23/00 (Titans 33, Jacksonville 14)
----	--

17	@ New England, 12/31/78 (Oilers 31, N.E. 14)
8	@ Miami, 12/24/78 (Oilers 17, Miami 9)
8	vs. LA Chargers, 1/1/61 (Oilers 24, LA Chargers 16)

#### Most Decisive Loss

49	@ Oakland, 12/21/69 (Oakland 56, Oilers 7)
33	@ Oakland, 12/31/67 (Oakland 40, Oilers 7)
29	@ Pittsburgh, 1/7/79 (Pittsburgh 34, Oilers 5)

#### Most Points in a Game, Both Teams

79	@ Buffalo, 1/3/93 (Buffalo 41, Oilers 38 OT)
65	@ Oakland, 1/19/03 (Raiders 41, Titans 24)
65	vs. Pittsburgh, 1/11/03 (Titans 34, Steelers 31)
63	@ Oakland, 12/21/69 (Oakland 56, Oilers 7)
55	@ Cincinnati, 1/6/91 (Cincinnati 41, Oilers 14)

#### Most Points, Each Half

1st	28, @ Buffalo, 1/3/93
2nd	23, @ Jacksonville, 1/23/00

#### Most Points, Each Half, Opponent

1st	35, @ Oakland, 12/21/69
2nd	35, @ Buffalo, 1/3/93

#### Most Points, Each Quarter

1st	14, @ Denver, 1/4/92, vs. Pittsburgh, 1/11/03
2nd	21, @ Buffalo, 1/3/93
	21, @ New England, 12/31/78
3rd	16, @ Jacksonville, 1/23/00

4th	14, vs Pittsburgh, 12/31/89
OT	3, vs. Pittsburgh, 1/11/03

#### Most Points, Each Quarter, Opponent

1st	28 @ Oakland, 12/21/69
2nd	17, @ Pittsburgh, 1/7/79
3rd	28, @ Buffalo, 1/3/93
4th	21, vs Kansas City, 1/16/94

### TEAM TOUCHDOWNS

#### Most Touchdowns in a Game

5	@ Buffalo, 1/3/93
---	-------------------

#### Most Touchdowns in a Game, Opponent

8	@ Oakland, 12/21/69
---	---------------------

#### Most Touchdowns in a Game, Both Teams

10	@ Buffalo, 1/3/93 (Buffalo 5, Oilers 5)
----	---

#### Fewest Touchdowns in a Game, Both Teams

1	@ San Diego, 12/21/61 (Oilers 1, San Diego 0)
---	---



## TEAM PLAYOFF RECORDS: FIRST DOWNS

### Most First Downs in a Game

29	vs. Pittsburgh, 1/11/03
28	@ Oakland, 1/19/03
27	vs. St. Louis, 1/30/00
27	@ Buffalo, 1/3/93
27	vs. Seattle, 1/3/88

### Most First Downs in a Game, Opponent

26	@ Denver, 1/4/92
25	@ San Diego, 12/29/79
25	@ Oakland, 1/19/03
24	@ Cincinnati, 1/6/91

### Most First Downs in a Game, Both Teams

53	@ Oakland, 1/19/03 (Titans 28, Raiders 25)
50	vs. St. Louis, 1/30/00 (Titans 27, St. Louis 23)
50	vs. Pittsburgh, 1/11/03 (Titans 29, Steelers 21)
49	@ Denver, 1/4/92 (Denver 26, Oilers 23)
46	@ Buffalo, 1/3/93 (Oilers 27, Buffalo 19)

### Fewest First Downs in a Game

10	@ Pittsburgh, 1/7/79
11	@ Pittsburgh, 1/6/80
11	@ Oakland, 12/31/67

### Fewest First Downs in a Game, Opponent

6	vs. Baltimore, 1/7/01
9	vs. Baltimore, 1/10/09
11	vs. Seattle, 1/3/88
12	@ Oakland, 12/28/80

### Fewest First Downs in a Game, Both Teams

28	@ Oakland, 12/31/67 (Oakland 18, Oilers 10)
28	@ Baltimore, 1/3/04 (Titans 16, Ravens 12)
29	vs. Baltimore, 1/7/01 (Titans 23, Ravens 6)
29	vs. Buffalo, 1/8/00 (Titans 16, Bills 13)
30	vs. Baltimore, 1/10/09 (Titans 21, Ravens 9)

### Most First Downs in a Game, Rushing

12	vs. St. Louis, 1/30/00
----	------------------------

### Most First Downs in a Game, Rushing, Opponent

15	@ Cincinnati, 1/6/91
----	----------------------

### Most First Downs in a Game, Rushing, Both Teams

19	@ Cincinnati, 1/6/91 (Cincinnati 15, Oilers 4)
----	--

### Fewest First Downs in a Game, Rushing

1	@ Oakland, 12/21/69
---	---------------------

### Fewest First Downs in a Game, Rushing, Opponent

1	@ Baltimore, 1/3/04
1	vs. St. Louis, 1/30/00
1	vs. Seattle, 1/3/88

### Fewest First Downs in a Game, Rushing, Both Teams

6	@ Oakland, 12/21/69 (Oakland 5, Oilers 1)
---	---

### Most First Downs in a Game, Passing

18	@ Buffalo, 1/3/93
18	vs. Pittsburgh, 12/31/89
18	vs. Seattle, 1/3/88
18	vs. Pittsburgh, 1/11/03

### Most First Downs in a Game, Passing, Opponent

18	vs. St. Louis, 1/30/00
17	@ San Diego, 12/29/79

### Most First Downs in a Game, Passing, Both Teams

31	vs. St. Louis, 1/30/00 (St. Louis 18, Titans 13)
31	@ Buffalo, 1/3/93 (Oilers 18, Buffalo 13)

### Fewest First Downs in a Game, Passing

3	@ Pittsburgh, 1/7/79
---	----------------------

### Fewest First Downs in a Game, Passing, Opponent

4	vs. Baltimore, 1/7/01
5	vs. Dallas Texans, 12/23/62
5	vs. Baltimore, 1/10/09

### Fewest First Downs in a Game, Passing, Both Teams

11	vs. Buffalo, 1/8/00 (Buffalo 6, Titans 5)
11	@ Oakland, 12/31/67 (Oakland 6, Oilers 5)

### Most First Downs in a Game, Penalty

7	@ Oakland, 1/19/03
4	@ San Diego, 12/24/61

### Most First Downs in a Game, Penalty, Opponent

5	vs. Pittsburgh, 1/11/03
4	vs. St. Louis, 1/30/00
4	@ Cleveland, 12/24/88
4	vs. Dallas Texans, 12/23/62

### Most First Downs in a Game, Penalty, Both Teams

10	@ Oakland, 1/19/03 (Titans 7, Raiders 3)
6	vs. St. Louis, 1/30/00 (St. Louis 4, Titans 2)
6	vs. Pittsburgh, 1/11/03 (Steelers 5, Titans 1)
5	@ Buffalo, 1/1/89 (Buffalo 3, Oilers 2)
5	@ San Diego, 12/23/61 (Oilers 4, San Diego 1)

### Fewest First Downs in a Game, Penalty, Both Teams

0	vs. Seattle, 1/3/88
0	@ Baltimore, 1/3/04

## TEAM PLAYOFF RECORDS: NET YARDS GAINED RUSHING AND PASSING

### Most Yards Gained in a Game

437	vs. Seattle, 1/3/88
430	vs. Pittsburgh, 1/11/03
429	@ Buffalo, 1/3/93
422	@ Denver, 1/4/92

### Most Yards Gained in a Game, Opponent

436	vs. St. Louis, 1/30/00
418	@ Denver, 1/4/92
412	@ Oakland, 12/21/69

### Most Yards Gained in a Game, Both Teams

840	@ Denver, 1/4/92
803	vs. St. Louis, 1/30/00
795	@ Buffalo, 1/3/93

### Fewest Yards Gained in a Game

142	@ Pittsburgh, 1/7/79
146	@ Oakland, 12/31/67
197	@ Oakland, 12/21/69

### Fewest Yards Gained in a Game, Opponent

134	vs. Baltimore, 1/7/01
209	@ Miami, 12/24/78
211	vs. Baltimore, 1/10/09
216	vs. Denver, 12/23/79

### Fewest Yards Gained in a Game, Both Teams

413	vs. Buffalo, 1/8/00
451	vs. Baltimore, 1/7/01
498	vs. Denver, 12/23/79
510	@ Oakland, 12/31/67

## TEAM PLAYOFF RECORDS: RUSHING

### TEAM RUSHING ATTEMPTS

#### Most Rushing Attempts in a Game

54	@ New England, 12/31/78
50	vs. Seattle, 1/3/88
45	@ Miami, 12/24/78

#### Most Rushing Attempts in a Game, Opponent

54	vs. Dallas Texans, 12/23/62
48	@ Oakland, 12/31/67
47	@ Pittsburgh, 1/7/79

#### Fewest Rushing Attempts in a Game

13	@ Cincinnati, 1/6/91
19	@ Denver, 1/4/92
19	@ Oakland, 12/21/69

#### Fewest Rushing Attempts in a Game, Opponent

11	vs. Seattle, 1/3/88
13	vs. St. Louis, 1/30/00
16	@ Baltimore, 1/3/04
17	@ Oakland, 1/19/03
19	@ San Diego, 12/29/79
19	@ San Diego, 12/24/61

### TEAM RUSHING YARDS

#### Most Yards Gained in a Game Rushing

197	@ Indianapolis, 1/16/00
178	vs. Seattle, 1/3/88
177	@ Jacksonville, 1/23/00
165	@ Baltimore, 1/3/04

#### Most Yards Gained in a Game Rushing, Opponent

263	@ Oakland, 12/31/67
199	vs. Dallas Texans, 12/23/62
187	@ Cincinnati, 1/6/91

#### Most Yards Gained in a Game Rushing, Both Teams

321	@ Jacksonville, 1/23/00 (Titans 177, Jaguars 144)
301	@ Oakland, 12/31/67 (Oakland 263, Oilers 38)
297	vs. Dallas Texans, 12/23/62 (Dallas 199, Oilers 98)

#### Fewest Yards Gained in a Game Rushing

24	@ Pittsburgh, 1/6/80
28	@ Oakland, 12/21/69
38	@ Oakland, 12/31/67

#### Fewest Yards Gained in a Game Rushing, Opponent

29	vs. St. Louis, 1/30/00
29	vs. Seattle, 1/3/88
49	vs. Baltimore, 1/7/01
50	vs. Baltimore, 1/10/09
54	@ Baltimore, 1/3/04
61	@ Denver, 1/10/88

#### Fewest Yards Gained in a Game Rushing, Both Teams

110	vs. Kansas City, 1/16/94 (K.C. 71, Oilers 39)
134	@ Denver, 1/10/88 (Oilers 73, Denver 61)

138	@ Oakland, 12/21/69 (Oakland 37, Oilers 19)
-----	---

#### Highest Average Gain in a Game

6.0	@ Indianapolis, 1/16/00
5.2	@ Cincinnati, 1/6/91

#### Highest Average Gain in a Game, Opponent

6.3	vs. Jacksonville, 1/23/00
5.9	vs. Pittsburgh, 12/31/89

#### Lowest Average Gain in a Game

1.1	@ Pittsburgh, 1/6/80
-----	----------------------

#### Lowest Average Gain in a Game, Opponent

1.7	vs. Baltimore, 1/10/09
2.1	vs. Baltimore, 1/7/01
2.1	@ Denver, 1/10/88
2.1	@ San Diego, 1/6/08

## TEAM PLAYOFF RECORDS: PASSING

### TEAM PASSING ATTEMPTS

#### Most Passes Attempted in a Game

50	@ Buffalo, 1/3/93
47	vs. Baltimore, 1/7/01
46	@ Oakland, 12/21/69
46	vs. Dallas Texans, 12/23/62

#### Most Passes Attempted in a Game, Opponent

47	@ San Diego, 12/29/79
45	vs. St. Louis, 1/30/00
43	@ Indianapolis, 1/16/00

#### Most Passes Attempted in a Game, Both Teams

87	vs. Pittsburgh, 1/11/03 (Titans 45, Steelers 42)
84	@ Buffalo, 1/3/93 (Oilers 50, Buffalo 34)
81	vs. St. Louis, 1/30/00 (St. Louis 45, Titans 36)
81	vs. Kansas City, 1/16/94 (Oilers 43, K.C. 38)
81	vs. Pittsburgh, 12/31/89 (Oilers 48, Pitt 33)

#### Fewest Passes Attempted in a Game

15	@ New England, 12/31/78
19	@ San Diego, 12/29/79
22	vs. Denver, 12/23/79
23	@ Baltimore, 1/3/04

#### Fewest Passes Attempted in a Game, Opponent

14	vs. Dallas Texans, 12/23/62
17	vs. Baltimore, 1/7/01
19	@ Pittsburgh, 1/7/79
22	@ Oakland, 12/21/69
22	vs. Baltimore, 1/10/09

#### Fewest Passes Attempted in a Game, Both Teams

45	@ Pittsburgh, 1/7/79 (Oilers 26, Pittsburgh 19)
46	vs. Buffalo, 1/8/00 (Titans 24, Buffalo 22)
49	vs. Denver, 12/23/79 (Denver 27, Oilers 22)

### TEAM PASS COMPLETIONS

#### Most Passes Completed in a Game

36	@ Buffalo, 1/3/93
32	vs. Kansas City, 1/16/94
29	vs. Pittsburgh, 12/31/89

#### Most Passes Completed in a Game, Opponent

29	@ Oakland, 1/19/03
25	@ San Diego, 12/29/79
24	vs. St. Louis, 1/30/00
22	vs. Kansas City, 1/16/94

#### Most Passes Completed in a Game, Both Teams

57	@ Buffalo, 1/3/93 (Oilers 36, Buffalo 21)
54	vs. Kansas City, 1/16/94 (Oilers 32, K.C. 22)
50	@ Oakland, 1/19/03 (Raiders 29, Titans 21)
49	vs. NY Jets, 12/29/91 (Oilers 28, NY Jets 21)

#### Fewest Passes Completed in a Game

10	@ San Diego, 12/29/79
10	vs. Denver, 12/23/79
12	2 times, last @ Pittsburgh, 1/7/79

#### Fewest Passes Completed in a Game, Opponent

5	vs. Baltimore, 1/7/01
8	@ Oakland, 12/28/80
9	vs. Dallas Texans, 12/23/62
10	vs. Buffalo, 1/8/00
10	@ Oakland, 12/31/67

#### Fewest Passes Completed in a Game, Both Teams

23	vs. Buffalo, 1/8/00 (Titans 13, Buffalo 10)
23	@ Oakland, 12/28/80 (Oilers 15, Oakland 8)
23	@ Pittsburgh, 1/7/79 (Oilers 12, Pittsburgh 11)

24 vs. Denver, 12/23/79 (Denver 14, Oilers 10)

#### Highest Completion Percentage in a Game (20 attempts)

75.0 @ Denver, 1/4/92

#### Highest Completion Percentage in a Game, Opponent (20 att.)

70.7 @ Oakland, 1/19/03  
67.9 @ Cleveland, 12/24/88

#### Lowest Completion Percentage in a Game (20 attempts)

39.1 @ Oakland, 12/21/69

#### Lowest Completion Percentage in a Game, Opponent (20 att.)

34.5 @ Oakland, 12/28/80

## TEAM PASSING YARDS

#### Most Yards Gained in a Game, Passing

347 @ Buffalo, 1/3/93  
338 @ Pittsburgh, 1/11/03  
325 vs. Denver, 1/4/92  
315 vs. Pittsburgh, 12/31/89

#### Most Yards Gained in a Game, Passing, Opponent

407 vs. St. Louis, 1/30/00  
349 @ San Diego, 12/29/79  
317 vs. Denver, 12/23/79

#### Fewest Yards Gained in a Game, Passing

55 vs. Buffalo, 1/8/00  
70 @ Pittsburgh, 1/7/79  
108 @ Oakland, 12/31/67

#### Fewest Yards Gained in a Game, Passing, Opponent

38 vs. Dallas Texans, 12/23/62  
96 vs. Buffalo, 1/8/00  
101 @ Oakland, 12/31/67

#### Fewest Yards Gained in a Game, Passing, Both Teams

151 vs. Buffalo, 1/8/00 (Buffalo 96, Titans 55)  
209 @ Oakland, 12/31/67 (Oilers 108, Oakland 101)  
251 vs. Denver, 12/23/79 (Oilers 147, Denver 104)

## TEAM PLAYOFF RECORDS: SACKS

#### Most Sacks in a Game

9 vs. Kansas City, 1/16/94

#### Most Sacks in a Game, Opponent

6 vs. Denver, 12/23/79  
6 vs. Dallas Texans, 12/23/62  
6 @ San Diego, 12/24/61

#### Most Sacks in a Game, Both Teams

11 vs. Kansas City, 1/16/94 (Oilers 9, Kansas City 2)

10 @ San Diego, 12/24/61 (Oilers 6, San Diego 4)

7 @ Pittsburgh, 1/7/79 (Oilers 5, Pittsburgh 2)

#### Fewest Sacks in a Game, Both Teams

0 @ Denver, 1/4/92

## TEAM PLAYOFF RECORDS: PUNTING

### PUNTS

#### Most Punts in a Game

11 @ Oakland, 12/21/69  
11 @ Oakland, 12/31/67  
9 @ Oakland, 12/28/80

#### Most Punts in a Game, Opponent

9 @ Oakland, 12/28/80  
8 vs. Baltimore, 1/10/09  
8 @ Baltimore, 1/3/04  
8 vs. Baltimore, 1/7/01  
8 vs. Buffalo, 1/8/00  
8 vs. Dallas Texans, 12/23/62  
7 @ Indianapolis, 1/16/00  
7 vs. Seattle, 1/3/88

#### Most Punts in a Game, Both Teams

18 @ Oakland, 12/28/80 (Oilers 9, Oakland 9)  
16 @ Oakland, 12/21/69 (Oilers 11, Oakland 5)  
15 vs. Buffalo, 1/8/00 (Buffalo 8, Titans 7)

15 @ Oakland, 12/31/67 (Oilers 11, Oakland 4)

14 @ Baltimore, 1/3/04 (Titans 6, Ravens 8)

### TEAM PUNTING AVERAGE

#### Highest Average Distance in a Game (minimum 4 Punts)

53.3 vs. Baltimore, 1/10/09  
52.0 @ Indianapolis, 1/16/00  
44.3 @ Baltimore, 1/3/04  
44.0 @ Oakland, 12/28/80

#### Highest Average Distance in a Game, Opponent (minimum 4 punts)

48.8 @ Baltimore, 1/3/04  
48.6 @ Indianapolis, 1/16/00  
45.3 @ Jacksonville, 1/23/00  
45.2 vs. Denver, 12/23/79

## TEAM PLAYOFF RECORDS: INTERCEPTIONS

### Most Interceptions in a Game

- 6 @ San Diego, 12/24/61
- 5 @ Pittsburgh, 1/7/79
- 5 vs. Dallas Texans, 12/23/62

### Most Interceptions in a Game, Opponent

- 5 @ San Diego, 12/29/79
- 4 @ San Diego, 12/24/61
- 3 5 times, last @ Baltimore, 1/3/04

### Most Interceptions in a Game, Both Teams

- 10 @ San Diego, 12/24/61 (Oilers 6, San Diego 4)
- 7 @ Pittsburgh, 1/7/79 (Oilers 5, Pittsburgh 2)
- 6 2 times, last @ San Diego, 12/29/79 (San Diego 5, Oilers 1)
- 5 @ Baltimore, 1/3/04 (Titans 3, Ravens 2)

### Fewest Interceptions in a Game

- 0 Nine times, last vs. Baltimore, 1/10/09

### Fewest Interceptions in a Game, Opponents

- 0 Nine times, last @ New England, 1/10/04

### Fewest Interceptions in a Game, Both Teams

- 0 Four times, last @ Oakland, 1/19/03
- 1 6 times, last vs. Baltimore (Titans 0, Ravens 1)

## TEAM PLAYOFF RECORDS: FUMBLES

### TEAM FUMBLES

#### Most Fumbles in a Game

- 7 vs. Kansas City, 1/16/94
- 6 @ Pittsburgh, 1/7/79
- 5 Four times, last vs. Baltimore, 1/10/09

#### Most Fumbles in a Game, Opponent

- 6 @ Pittsburgh, 1/7/79
- 5 @ Jacksonville, 1/23/00
- 3 @ Denver, 1/4/92
- 3 @ Oakland, 12/21/69
- 3 @ Oakland, 1/19/03

#### Most Fumbles in a Game, Both Teams

- 12 @ Pittsburgh, 1/7/79 (Oilers 6, Pittsburgh 6)

- 10 @ Jacksonville, 1/23/00 (Titans 5, Jacksonville 5)
- 7 vs. Baltimore, 1/10/09 (Titans 5, Baltimore 2)
- 7 vs. Kansas City, 1/16/94 (Oilers 7, Kansas City 0)
- 7 vs. San Diego, 12/24/61 (Oilers 5, San Diego 2)

- 2 @ Miami, 12/24/78
- 2 vs. San Diego, 12/24/61

#### Most Fumbles Lost in a Game, Both Teams

- 7 @ Pittsburgh, 1/7/79 (Oilers 4, Pittsburgh 3)
- 7 @ Jacksonville, 1/23/00 (Jacksonville 4, Titans 3)
- 3 6 times, last @ Oakland, 1/19/03

### TEAM FUMBLES LOST

#### Most Fumbles Lost in a Game

- 4 @ Pittsburgh, 1/7/79
- 3 @ Jacksonville, 1/23/00
- 2 9 times, last vs. Baltimore, 1/10/09

#### Most Fumbles Lost in a Game, Opponent

- 4 @ Jacksonville, 1/23/00
- 3 @ Pittsburgh, 1/7/79

## TEAM PLAYOFF RECORDS: PENALTIES

### PENALTIES

#### Most Penalties in a Game

- 13 @ Denver, 1/4/92
- 12 vs. Baltimore, 1/10/09
- 11 @ Cleveland, 12/24/88

#### Most Penalties in a Game, Opponent

- 14 @ Oakland, 12/28/80
- 14 @ Oakland, 1/19/03
- 10 vs. Buffalo, 1/8/00
- 10 @ San Diego, 12/24/61

#### Most Penalties in a Game, Both Teams

- 22 @ Oakland, 12/28/80 (Oakland 14, Oilers 8)
- 21 @ Oakland, 1/19/03 (Oakland 14, Titans 7)
- 20 @ Cleveland, 12/24/88 (Oilers 11, Cleveland 9)
- 20 vs. Baltimore, 1/10/09 (Titans 12, Baltimore 8)

#### Fewest Penalties in a Game

- 2 vs. Buffalo, 1/8/00
- 2 @ Pittsburgh, 1/6/80
- 2 vs. Denver, 12/23/79
- 2 @ New England, 12/31/78

#### Fewest Penalties in a Game, Opponent

- 1 @ Miami, 12/24/78
- 2 @ New England, 1/10/04
- 3 vs. Seattle, 1/3/88
- 3 vs. LA Chargers, 1/1/61

#### Fewest Penalties in a Game, Both Teams

- 6 @ Miami, 12/24/78 (Oilers 5, Miami 1)
- 7 3 times, last vs. Seattle, 1/3/88 (Oilers 4, Seattle 3)

### YARDS PENALIZED

#### Most Yards Penalized in a Game

- 118 @ Cleveland, 12/24/88
- 92 vs. Pittsburgh, 1/11/03

- 89 vs. Baltimore, 1/10/09
- 85 @ Denver, 1/4/92

#### Most Yards Penalized in a Game, Opponent

- 127 @ Oakland, 1/19/03
- 106 @ San Diego, 12/24/61
- 100 @ Jacksonville, 1/23/00
- 92 @ New England, 12/24/78

#### Most Yards Penalized in a Game, Both Teams

- 193 @ Cleveland, 12/24/88 (Oilers 118, Cleveland 75)
- 187 @ Oakland, 1/19/03 (Raiders 127, Titans 60)
- 174 @ San Diego, 12/24/61 (San Diego 106, Oilers 68)
- 155 2 times, last @ Denver, 1/4/92 (Oilers 85, Den. 70)

#### Fewest Yards Penalized in a Game

- 10 @ Pittsburgh, 1/6/80
- 12 vs. Buffalo, 1/8/00
- 19 vs. Denver, 12/23/79

**Fewest Yards Penalized in a Game, Opponent**

5	@ Miami, 12/24/78
14	@ New England, 1/10/04
15	vs. LA Chargers, 1/1/61
20	vs. Seattle, 1/3/88

**Fewest Yards Penalized in a Game, Both Teams**

42	@ Miami, 12/24/78 (Oilers 37, Miami 5)
44	@ Pittsburgh, 1/6/80 (Pittsburgh 34, Oilers 10)
45	vs. Seattle, 1/3/88 (Oilers 25, Seattle 20)

**BIG DAYS/PLAYOFFS (300 YDS PASSING, 100 YDS RUSHING, 100 YDS RECEIVING)****PASSING**

371	Warren Moon @ Buffalo	Jan. 3, 1993	(36 of 50)
338	Steve McNair vs. Pittsburgh	Jan. 11, 2003	(27 of 44)
325	Warren Moon @ Denver	Jan. 4, 1992	(27 of 36)
315	Warren Moon vs. Pittsburgh	Dec. 31, 1989	(29 of 48)
306	Dan Pastorini @ Miami	Dec. 24, 1978	(20 of 29)
306	Warren Moon vs. Kansas City	Jan. 16, 1994	(32 of 43)
301	George Blanda vs. Los Angeles	Jan. 1, 1961	(16 of 32)

**RUSHING**

162	Eddie George @ Indianapolis	Jan. 16, 2000	(26 carries)
118	Earl Campbell @ New England	Dec. 31, 1978	(27 carries)
106	Eddie George vs. Buffalo	Jan. 8, 2000	(29 carries)

**RECEIVING**

136	Ernest Givins vs. Pittsburgh	Dec. 31, 1989	(11 receptions)
135	Justin Gage vs. Baltimore	Jan. 10, 2009	(10 receptions)
128	Billy Cannon vs. Los Angeles	Jan. 1, 1961	(3 receptions)
123	Frank Wycheck vs. Pittsburgh	Jan. 11, 2003	(10 receptions)
117	Ernest Givins @ Buffalo	Jan. 3, 1993	(9 receptions)
112	Mike Barber @ Miami	Dec. 24, 1978	(4 receptions)
111	Ernest Givins @ Denver	Jan. 4, 1992	(6 receptions)
103	Ken Burrough @ Miami	Dec. 24, 1978	(6 receptions)

**CAREER 300-YARD PASSING PLAYOFF GAMES**

No.	Player	W-L
4	Warren Moon	0-4
1	George Blanda	1-0
1	Dan Pastorini	1-0
1	Steve McNair	1-0

**CAREER 100-YARD RUSHING PLAYOFF GAMES**

No.	Player	W-L
2	Eddie George	2-0
1	Earl Campbell	1-0

**CAREER 100-YARD RECEIVING PLAYOFF GAMES**

No.	Player	W-L
3	Ernest Givins	0-3
1	Mike Barber	1-0
1	Ken Burrough	1-0
1	Billy Cannon	1-0
1	Justin Gage	0-1
1	Frank Wycheck	1-0

# PLAYOFF GAME SUMMARIES

## AFL CHAMPIONSHIP GAME – 1960 Houston 24, Los Angeles Chargers 16 January 1, 1961 • Jeppesen Stadium

One sensational play by rookie halfback Billy Cannon, the previous season's Heisman Trophy winner, was the difference, as the Houston Oilers defeated the Los Angeles Chargers 24-16 in the first AFL Championship game. The Chargers took the early lead on two field goals by Ben Agajanian, but QB George Blanda brought the Oilers back, throwing a 17-yard touchdown pass to Dave Smith and kicking an 18-yard field goal, which put Houston ahead 10-9 at halftime. The teams exchanged touchdowns in the third quarter, with Blanda throwing a seven-yard scoring pass to Bill Groman and Chargers halfback Paul Lowe pounding over from the 2. Protecting a one-point lead in the fourth quarter and facing a third-and-nine at the Houston 12, Blanda threw a short pass to Cannon, who broke a tackle and outran the Chargers' secondary to complete an 88-yard scoring play. In the final minute of the game, the Chargers drove down the field, reaching the Houston 22. However, the Oilers held on fourth down for the title.

Los Angeles	6	3	7	0	16
Houston	0	10	7	7	24

TEAM	SCORING PLAY	QTR-INTO
Chargers	Agajanian 38 yd. field goal	1-10:58
Chargers	Agajanian 22 yd. field goal	1-6:44
Oilers	Smith 17 yd. pass from Blanda (Blanda kick)	2-11:09
Oilers	Blanda 18 yd. field goal	2-5:15
Chargers	Agajanian 27 yd. field goal	2-0:09
Oilers	Groman 7 yd. pass from Blanda (Blanda kick)	3-N/A
Chargers	Lowe 2 yd. run (Agajanian, kick)	3-N/A
Oilers	Cannon 88 yd. pass from Blanda (Blanda kick)	4-N/A

Missed FG: N/A  
Attendance: 32,183

	Chargers	Oilers
First downs	21	17
Total yards	333	401
Rushing yards	162	100
Passing yards	171	301
Passes-comp.-Int.	41-21-2	32-16-0
Punts-avg.	4-41.0	5-34.0
Punt return yards	2-42	0-0
Kickoff return yards	5-123	5-128
Fumbles-lost	2-0	0-0
Penalties-yards	3-15	4-54

RUSHING									
OILERS	Att	Yds	Lg	TD	CHARGERS	Att	Yds	Lg	TD
Cannon	18	50	NA	0	Lowe	21	165	NA	1
Smith	19	45	NA	0	Kemp	6	19	NA	0
Hall	3	5	NA	0	Ferguson	4	14	NA	0
					Ford	2	5	NA	0
<b>TOTALS</b>	<b>40</b>	<b>100</b>	<b>NA</b>	<b>0</b>	<b>TOTALS</b>	<b>35</b>	<b>162</b>	<b>NA</b>	<b>1</b>

PASSING									
OILERS	Att	Cmp	Yds	TD-I	CHARGERS	Att	Cmp	Yds	TD-I
Blanda	31	16	301	3-0	Kemp	41	21	171	0-2
Cannon	1	0	0	0-0					
<b>TOTALS</b>	<b>32</b>	<b>16</b>	<b>301</b>	<b>3-0</b>	<b>TOTALS</b>	<b>41</b>	<b>21</b>	<b>171</b>	<b>0-2</b>

RECEIVING									
OILERS	Rec	Yds	Lg	TD	CHARGERS	Rec	Yds	Lg	TD
Smith	5	52	NA	1	Norton	6	55	NA	0
Cannon	3	128	NA	1	Lowe	3	35	NA	0
Carson	1	13	NA	0	Womble	6	23	NA	0
Hennigan	4	71	NA	0	Kocourek	3	57	NA	0
Groman	3	37	NA	1	Ferguson	2	29	NA	0
					Flowers	1	6	NA	0
<b>TOTALS</b>	<b>16</b>	<b>301</b>	<b>NA</b>	<b>3</b>	<b>TOTALS</b>	<b>21</b>	<b>171</b>	<b>NA</b>	<b>0</b>

## AFL CHAMPIONSHIP GAME – 1961 Houston 10, San Diego Chargers 3 Dec. 24, 1961 • Balboa Stadium

The Houston Oilers defeated the San Diego Chargers 10-3 to win their second consecutive AFL title. In a game marked by turnovers, Houston had seven and San Diego six. The only score of the first half came on a 46-yard field goal by George Blanda, which followed a nine-yard San Diego punt. In the third quarter, the Oilers put together the only sustained drive of the game, moving 80 yards. With a third-and-five at the San Diego 35, Blanda rolled to his right and found Billy Cannon open at the 17. Cannon jumped to make the catch, shrugged off a would-be tackler, and motored into the end zone for a touchdown that put Houston up 10-0. The Chargers scored early in the fourth quarter on a 12-yard field goal by George Blair, but they could not get on the scoreboard again.

San Diego	0	0	0	3	3
Houston	0	3	7	0	10

TEAM	SCORING PLAY	QTR
Oilers	Blanda 46 yd. field goal	2
Oilers	Cannon 35 yd. pass from Blanda (Blanda kick)	3
Chargers	Blair 12 yd. field goal	4

Missed FG: N/A  
Attendance: 29,556

	Chargers	Oilers
First downs	15	18
Total yards	482	416
Rushing yards	79	96
Passing yards	177	160
Passes-comp.-Int.	31-17-4	41-18-6
Punts-avg.	6-33.3	4-41.5
Punt return yards	1-16	0-0
Kickoff return yards	2-50	0-0
Fumbles-lost	2-2	5-1
Penalties-yards	10-106	5-68
Field goals made-att	1-1	1-1

RUSHING											
OILERS	Att	Yds	Lg	TD	CHARGERS	Att	Yds	Lg	TD		
Cannon	15	48	22	0	Lincoln	3	7	4	0		
Tolar	16	52	20	0	Lowe	5	30	12	0		
Blanda	2	4	1	0	Roberson	8	37	23	0		
					Kemp	4	5	17	0		
<b>TOTALS</b>	<b>33</b>	<b>96</b>	<b>22</b>	<b>0</b>	<b>TOTALS</b>	<b>20</b>	<b>79</b>	<b>23</b>	<b>0</b>		

PASSING											
OILERS	Att	Cmp	Yds	TD-I	CHARGERS	Att	Cmp	Yds	TD-I		
Blanda	40	18	160	1-5	Kemp	32	17	226	0-4		
Groman	1	0	0	0-1							
<b>TOTALS</b>	<b>41</b>	<b>18</b>	<b>160</b>	<b>1-6</b>	<b>TOTALS</b>	<b>32</b>	<b>17</b>	<b>226</b>	<b>0-4</b>		

RECEIVING											
OILERS	Rec	Yds	Lg	TD	CHARGERS	Rec	Yds	Lg	TD		
Cannon	5	53	35	1	Lincoln	1	3	3	0		
Tolar	2	2	8	0	Roberson	1	11	11	0		
Groman	3	32	19	0	Kocourek	7	123	40	0		
Hennigan	5	43	14	0	Norton	3	48	28	0		
Dewveall	2	10	11	0	Flowers	2	17	9	0		
McLeod	1	20	20	0	Scarpitto	1	9	9	0		
					Hayes	1	5	5	0		
<b>TOTALS</b>	<b>18</b>	<b>160</b>	<b>35</b>	<b>1</b>	<b>TOTALS</b>	<b>17</b>	<b>226</b>	<b>40</b>	<b>0</b>		

\* Some game summaries in this section from *Total Football* and *NFL Record & Fact Book*.

## PLAYOFF GAME SUMMARIES

**AFL CHAMPIONSHIP GAME – 1962**  
**Dallas 20, Houston 17 (2 OT)**  
**Dec. 23, 1962 • Jeppesen Stadium**

In what was at the time the longest game in the history of professional football, the Dallas Texans dethroned the two-time defending AFL champion Houston Oilers when Tommy Brooker kicked a 25-yard field goal after 2:54 of the sixth quarter, or 17:54 of sudden-death overtime. The Texans led 17-0 after two quarters, but the Oilers, tied it up with 17 second-half points. The overtime started with a potentially damaging gaffe by Dallas captain Abner Haynes, who had already scored twice, but who won the toss and then elected to 'kick to the clock'. What Haynes wanted was the strong wind behind his team, but, by saying kick first, it gave the Oilers the chance to decide which end to take, and they, needless to say, chose to have the wind behind them. As it turned out, it didn't matter. After an interception near the end of the first overtime period, the Texans took over. Two big plays by fullback Jack Spikes put the ball at the Houston 19, and, on fourth-and-nine, Brooker ended the contest.

<b>Dallas</b> . . . . .	3	14	0	0	0	3	20
<b>Houston</b> . . . . .	0	0	7	10	0	0	17

<b>TEAM</b>	<b>SCORING PLAY</b>	<b>QTR-INTO</b>
Dallas	Brooker 16 yd. field goal	1-4:21
Dallas	Haynes 28 yd. pass from Dawson (Brooker kick)	2-14:31
Dallas	Haynes 2 yd. run (Brooker, kick)	2-3:31
Houston	Dewveall 15 yd. pass from Blanda (Blanda kick)	3-11:51
Houston	Blanda 31 yd. field goal	4-11:09
Houston	Tolar 1 yd. run (Blanda kick)	4-5:51
Dallas	Brooker 25 yd. field goal	6-12:05

**Attendance:** 37,081

	<b>Texans</b>	<b>Oilers</b>
First downs	19	21
Total yards	287	359
Rushing yards	199	98
Passing yards	88	261
Passes-comp.-Int.	14-9-0	46-23-5
Punts-avg.	8-31.2	3-39.3
Punt return yards	1-0	1-0
Kickoff return yards	4-86	5-139
Fumbles-lost	1-1	1-1
Penalties-yards	10-73	5-47
Field goals made-att	2-1	0-0

<b>RUSHING</b>											
<b>OILERS</b>	<b>Att</b>	<b>Yds</b>	<b>Lg</b>	<b>TD</b>	<b>TEXANS</b>	<b>Att</b>	<b>Yds</b>	<b>Lg</b>	<b>TD</b>		
Tolar	17	58	12	1	Spikes	11	77	33	0		
Cannon	11	37	7	0	McClinton	24	70	8	0		
Smith	2	3	4	0	Dawson	5	26	11	0		
					Haynes	14	26	14	0		
<b>TOTALS</b>	<b>30</b>	<b>98</b>	<b>12</b>	<b>1</b>	<b>TOTALS</b>	<b>54</b>	<b>199</b>	<b>33</b>	<b>0</b>		

<b>PASSING</b>											
<b>OILERS</b>	<b>Att</b>	<b>Cmp</b>	<b>Yds</b>	<b>TD-I</b>	<b>TEXANS</b>	<b>Att</b>	<b>Cmp</b>	<b>Yds</b>	<b>TD-I</b>		
Blanda	46	23	261	1-5	Dawson	14	9	88	1-0		
<b>TOTALS</b>	<b>46</b>	<b>23</b>	<b>261</b>	<b>1-5</b>	<b>TOTALS</b>	<b>14</b>	<b>9</b>	<b>88</b>	<b>1-0</b>		

<b>RECEIVING</b>											
<b>OILERS</b>	<b>Rec</b>	<b>Yds</b>	<b>Lg</b>	<b>TD</b>	<b>TEXANS</b>	<b>Rec</b>	<b>Yds</b>	<b>Lg</b>	<b>TD</b>		
Hennigan	3	37	19	0	Haynes	3	45	28	1		
Tolar	1	8	8	0	Spikes	2	24	14	0		
McLeod	5	70	21	0	Arbanas	2	21	12	0		
Cannon	6	54	21	0	Bishop	1	0	0	0		
Dewveall	6	95	24	1	McClinton	1	4	4	0		
Jamison	1	9	9	0							
Smith	1	6	6	0							
<b>TOTALS</b>	<b>23</b>	<b>261</b>	<b>24</b>	<b>1</b>	<b>TOTALS</b>	<b>9</b>	<b>88</b>	<b>28</b>	<b>1</b>		

**AFL CHAMPIONSHIP GAME – 1967**  
**Oakland 40, Houston 7**  
**Dec. 31, 1967 • Alameda County Coliseum**

Big plays before and after halftime broke open a tight game, as the Raiders won their first AFL title with a 40-7 victory against Houston. The Raiders led 10-0 in the final minutes of the half, the big play a 69-yard touchdown run by Hewritt Dixon. The Raiders lined up for a field goal attempt from the Houston 17, but instead quarterback Daryle Lamonica took the snap and threw to a wide open Dave Kocourek for a touchdown with 18 seconds remaining to build the lead to 17-0. The Oilers hoped for a big play to open the second half, and they got it, but it was in favor of the Raiders. Zeke Moore fumbled the kickoff and Oakland recovered deep in Houston territory, leading to Lamonica's one-yard quarterback sneak. In the next two quarters, George Blanda kicked three field goals, to give him 16 points for the day, and Lamonica threw a touchdown pass to Bill Miller.

<b>Oakland</b> . . . . .	3	14	10	13	40
<b>Houston</b> . . . . .	0	0	0	7	7

<b>TEAM</b>	<b>SCORING PLAY</b>	<b>QTR</b>
Oakland	Blanda 37 yd. field goal	1
Oakland	Dixon 69 yd. run (Blanda kick)	2
Oakland	Kocourek 17 yd. pass from Lamonica (Blanda kick)	2
Oakland	Lamonica 1 yd. run (Blanda kick)	3
Oakland	Blanda 40 yd field goal	3
Oakland	Blanda 42 yd. field goal	4
Houston	Frazier 5 yd. pass from Beathard (Wittenborn kick)	4
Oakland	Blanda 36 yd. field goal	4
Oakland	Miller 12 yd. pass from Lamonica (Blanda kick)	4

**Attendance:** 53,330

	<b>Raiders</b>	<b>Oilers</b>
First downs	18	11
Total yards	364	146
Rushing yards	263	38
Passing yards	101	108
Passes-comp.-Int.	26-10-0	35-15-1
Punts-avg.	4-44.3	11-38.6
Fumbles-lost	0-0	4-2
Penalties-yards	4-69	7-45

<b>RUSHING</b>											
<b>OILERS</b>	<b>Att</b>	<b>Yds</b>	<b>Lg</b>	<b>TD</b>	<b>RAIDERS</b>	<b>Att</b>	<b>Yds</b>	<b>Lg</b>	<b>TD</b>		
Granger	14	19	NA	0	Dixon	21	144	NA	1		
Campbell	6	15	NA	0	Banaszak	15	116	NA	0		
Blanks	1	6	6	0	Lamonica	5	22	NA	1		
Beathard	1	-2	-2	0	Hagberg	2	-1	NA	0		
<b>TOTALS</b>	<b>22</b>	<b>38</b>	<b>NA</b>	<b>0</b>	<b>TOTALS</b>	<b>43</b>	<b>281</b>	<b>NA</b>	<b>2</b>		

<b>PASSING</b>											
<b>OILERS</b>	<b>Att</b>	<b>Cmp</b>	<b>Yds</b>	<b>TD-I</b>	<b>RAIDERS</b>	<b>Att</b>	<b>Cmp</b>	<b>Yds</b>	<b>TD-I</b>		
Beathard	35	15	142	1-1	Lamonica	24	10	111	2-0		
					Blanda	2	0	0	0-0		
<b>TOTALS</b>	<b>35</b>	<b>15</b>	<b>142</b>	<b>1-1</b>	<b>TOTALS</b>	<b>26</b>	<b>10</b>	<b>111</b>	<b>2-0</b>		

<b>RECEIVING</b>											
<b>OILERS</b>	<b>Rec</b>	<b>Yds</b>	<b>Lg</b>	<b>TD</b>	<b>RAIDERS</b>	<b>Rec</b>	<b>Yds</b>	<b>Lg</b>	<b>TD</b>		
Frazier	7	81	NA	1	Miller	3	32	NA	1		
Reed	4	60	NA	0	Cannon	2	31	NA	0		
Campbell	2	5	NA	0	Biletnikoff	2	19	NA	0		
Taylor	1	6	NA	0	Kocourek	1	17	17	1		
<b>TOTALS</b>	<b>14</b>	<b>151</b>	<b>NA</b>	<b>1</b>	<b>TOTALS</b>	<b>8</b>	<b>99</b>	<b>17</b>	<b>2</b>		

## PLAYOFF GAME SUMMARIES

### AFL PLAYOFF GAME – 1969 Oakland 56, Houston 7 Dec. 21, 1969 • Alameda County Coliseum

Oakland scored four touchdowns in 4:22 of the first quarter, as the Raiders jumped to a quick 28-0 lead on the way to a 56-7 victory over the Oilers. The key figure was quarterback Daryle Lamonica, who threw six touchdown passes. On their second possession, the Raiders moved 50 yards in five plays, with Lamonica throwing a 13-yard scoring pass to Fred Biletnikoff. On the first play after the kickoff, George Atkinson intercepted Pete Beathard's pass and returned it 57 yards for a score. The Oilers again lost the ball the first play after the kickoff, as Hoyle Granger fumbled and Carleton Oats recovered at the Houston 24. On first down, Lamonica hit Rod Sherman for a touchdown. Following the next kickoff, Houston again fumbled - this time by Beathard on the fourth play - and Tom Keating recovered. Again it took the Raiders one play to score, Lamonica finding Biletnikoff for the touchdown.

Oakland	25	7	14	7	56
Houston	0	0	0	7	7

TEAM	SCORING PLAY	QTR-INTO
Raiders	Biletnikoff 13 yd. pass from Lamonica (Blanda kick)	1-6:33
Raiders	Atkinson 57 yd. interception return (Blanda kick)	1-7:26
Raiders	Sherman 24 yd. pass from Lamonica (Blanda kick)	1-8:32
Raiders	Biletnikoff 31yd. pass from Lamonica (Blanda kick)	1-10:55
Raiders	Smith 60 yd. pass from Lamonica (Blanda kick)	2-9:12
Raiders	Sherman 23 yd. pass from Lamonica (Blanda kick)	3-9:49
Raiders	Cannon 3 yd. pass from Lamonica (Blanda kick)	3-14:49
Oilers	Reed 8 yd. pass from Beathard (Gerela kick)	4-6:17
Raiders	Hubbard 4 yd. run (Blanda kick)	4-12:35

**Missed FG:** None  
**Attendance:** 53,539

	Raiders	Oilers
First downs	17	14
Total yards	412	197
Rushing yards	110	28
Passing yards	302	169
Passes-comp.-Int.	22-14-3	46-18-3
Punts-avg.	5-42.0	11-41.4
Punt return yards	3-27	2-4
Kickoff return yards	2-64	7-130
Fumbles-lost	3-1	3-2
Penalties-yards	7-63	3-48

RUSHING									
OILERS	Att	Yds	Lg	TD	RAIDERS	Att	Yds	Lg	TD
Granger	14	29	9	0	Dixon	13	48	17	0
Campbell	1	0	0	0	Smith	8	3	3	0
Levias	1	4	4	0	Hubbard	6	19	5	1
Beathard	3	-5	3	0	Todd	8	31	30	0
					Hagberg	2	9	5	0
<b>TOTALS</b>	<b>19</b>	<b>28</b>	<b>9</b>	<b>0</b>	<b>TOTALS</b>	<b>37</b>	<b>110</b>	<b>30</b>	<b>1</b>

PASSING									
OILERS	Att	Cmp	Yds	TD-I	RAIDERS	Att	Cmp	Yds	TD-I
Beathard	46	18	209	1-3	Lamonica	17	13	276	6-1
					Blanda	5	1	33	0-2
<b>TOTALS</b>	<b>46</b>	<b>18</b>	<b>209</b>	<b>1-3</b>	<b>TOTALS</b>	<b>22</b>	<b>14</b>	<b>309</b>	<b>6-3</b>

RECEIVING									
OILERS	Rec	Yds	Lg	TD	RAIDERS	Rec	Yds	Lg	TD
Bierne	5	48	12	0	Biletnikoff	3	70	31	2
Reed	7	81	18	1	Sherman	4	60	24	2
Granger	3	31	24	0	Smith	4	103	60	1
Haik	2	42	29	0	Todd	1	40	40	0
Levias	1	7	7	0	Hubbard	1	33	33	0
					Cannon	1	3	3	1
<b>TOTALS</b>	<b>18</b>	<b>209</b>	<b>29</b>	<b>1</b>	<b>TOTALS</b>	<b>14</b>	<b>309</b>	<b>60</b>	<b>6</b>

### AFC WILD CARD GAME – 1978 Houston 17, Miami 9 Dec. 24, 1978 • Orange Bowl

The Oilers, making their first postseason appearance since 1969, advanced to the divisional playoffs on a brilliant passing performance by Dan Pastorini, who completed 20 of 29 passes for 306 yards and one touchdown. The two AFC wild card teams were locked in a 7-7 tie until midway through the fourth quarter. But Pastorini then completed all four of his passes in a 53-yard drive that set up Toni Fritsch's 35-yard field goal for a 10-7 lead with 7:25 left. One play after the ensuing kickoff, Gregg Bingham intercepted a Bob Griese pass and the Oilers drove 50 yards in 10 plays (9 on the ground) for Earl Campbell's clinching touchdown from the one-yard line. Griese completed 11 of 28 passes. Campbell, the NFL's leading rusher during regular season with 1,450 yards, gained 84 yards on 26 carries.

Miami	7	0	0	2	9
Houston	7	0	0	10	17

TEAM	SCORING PLAY	QTR-INTO
Dolphins	Tollman 13 yd. pass from Griese (Yepremian kick)	1-9:58
Oilers	Wilson 13 yd. pass from Pastorini (Fritsch kick)	1-14:57
Oilers	Fritsch 27 yd. field goal	4-5:18
Oilers	Campbell 1 yd. run (Fritsch kick)	4-5:10
Dolphins	Safety	4-14:49

**Missed FG:** Yepremian missed FG, Bokamper FG blocked  
**Attendance:** 70,036

	Dolphins	Oilers
First downs	14	23
3rd-down conversion-att	5-12-42%	8-16-50%
Total yards	209	455
Rushing yards	91	165
Passing yards	118	290
Passes-comp.-Int.	30-12-3	30-20-0
Punts-avg.	5-48.6	5-44.0
Punt return yards	1-24	3-11
Kickoff return yards	5-109	2-55
Fumbles-lost	2-2	3-1
Penalties-yards	1-5	5-37
Field goals made-att	0-1	1-2
Time of possession	24:17	35:43

RUSHING									
OILERS	Att	Yds	Lg	TD	DOLPHINS	Att	Yds	Lg	TD
Campbell	26	84	20	1	Williams	13	41	9	0
Wilson	14	76	21	0	Harris	9	43	9	0
Coleman	1	2	2	0	Bulaich	2	0	0	0
Poole	1	12	12	0	Moore	1	7	7	0
Pastorini	3	-9	-3	0					
<b>TOTALS</b>	<b>45</b>	<b>165</b>	<b>21</b>	<b>1</b>	<b>TOTALS</b>	<b>25</b>	<b>91</b>	<b>9</b>	<b>0</b>

PASSING									
OILERS	Att	Cmp	Yds	TD-I	DOLPHINS	Att	Cmp	Yds	TD-I
Pastorini	29	20	306	1-0	Griese	28	1	114	1-2
Barber	1	0	0	0-0	Strock	2	1	23	0-1
<b>TOTALS</b>	<b>30</b>	<b>20</b>	<b>306</b>	<b>1-0</b>	<b>TOTALS</b>	<b>30</b>	<b>12</b>	<b>137</b>	<b>1-3</b>

RECEIVING									
OILERS	Rec	Yds	Lg	TD	DOLPHINS	Rec	Yds	Lg	TD
Wilson	5	40	13	1	Harris	4	42	19	0
Caster	1	11	11	0	Williams	1	8	8	0
Barber	4	112	55	0	Tillman	2	24	13	1
Burrough	6	103	53	0	Harris	1	21	21	0
Coleman	1	5	5	0	Bulaich	2	14	9	0
Woods	2	22	16	0	Moore	2	28	23	0
Campbell	1	13	13	0					
<b>TOTALS</b>	<b>20</b>	<b>306</b>	<b>55</b>	<b>1</b>	<b>TOTALS</b>	<b>12</b>	<b>137</b>	<b>23</b>	<b>1</b>

#### INDIVIDUAL DEFENSE (press box stats)

**OILERS** – Leading Tackler: Currier 6-2-8, Kiner 5-3-8. Sacks: Washington 1, Bethea 1. Int.: Stemrick 1, Reinfeldt 1, Bingham 1. FR: Washington 1.  
**DOLPHINS** – Leading Tackler: Babb 7-4-11, Baumhower 8-3-11. Sacks: Bokamper 2. Int.: None. FR: Rhone 1.



## PLAYOFF GAME SUMMARIES

**AFC DIVISIONAL PLAYOFF GAME – 1978**  
**Houston 31, New England 14**  
**December 31, 1978 • Schaefer Stadium**

Houston captured its second straight postseason road victory and advanced into its first AFC championship game with an impressive win over New England, the AFC East champion. Houston quarterback Dan Pastorini completed 10 of 13 passes for 184 yards and three touchdowns as the Oilers jumped to a 21-0 halftime lead. After a scoreless first period, Pastorini hit wide receiver Ken Burrough on a 71-yard touchdown pass and connected with tight end Mike Barber on 19- and 13-yard touchdown strikes. New England narrowed the gap to 24-14 early in the final quarter on two scoring passes- a 24-yard option toss from running back Andy Johnson to wide receiver Harold Jackson and another 24-yard pass from backup quarterback Tom Owen to tight end Russ Francis. Linebacker Gregg Bingham's 19-yard interception return to New England's 18-yard line with 5:07 remaining stopped the Patriots' rally and set up running back Earl Campbell's two-yard touchdown run three plays later.

<b>New England</b> . . . . .	0	0	7	7	14
<b>Houston</b> . . . . .	0	21	3	7	31

TEAM	SCORING PLAY	QTR-INTO
Oilers	Burrough 71 yd. pass from Pastorini (Fritsch kick)	2-1:35
Oilers	Barber 19 yd. pass from Pastorini (Fritsch kick)	2-8:12
Oilers	Barber 13 yd. pass from Pastorini (Fritsch kick)	2-14:35
Oilers	Fritsch 30 yd. field goal	3-7:56
Patriots	Jackson 24 yd. pass from Johnson (Posey kick)	3-14:43
Patriots	Francis 24 yd. pass from Owen (Posey kick)	4-5:43
Oilers	Campbell 2 yd. run (Fritsch kick)	4-11:19

**Missed FG:** Posey 43WR  
**Attendance:** 60,881

	Patriots	Oilers
First downs	15	21
3rd-down conversion-att	6-13-46%	11-17-65%
Total yards	263	344
Rushing yards	83	174
Passing yards	180	170
Passes-comp.-Int.	35-16-3	15-12-1
Punts-avg.	4-43.3	5-34.8
Punt return yards	3-6	3-6
Kickoff return yards	5-136	3-53
Fumbles-lost	2-0	1-0
Penalties-yards	8-92	2-25
Field goals made-att	0-1	1-1
Time of possession	26:04	33:06

RUSHING									
OILERS	Att	Yds	Lg	TD	PATRIOTS	Att	Yds	Lg	TD
Campbell	27	118	35	1	Cunningham	10	42	8	0
Wilson	14	26	8	0	Grogan	1	16	16	0
Coleman	7	19	12	0	Johnson	6	14	4	0
Duncan	2	7	5	0	Ivory	3	11	6	0
Poole	3	7	4	0					
Nielson	1	-3	-3	0					
<b>TOTALS</b>	<b>54</b>	<b>174</b>	<b>35</b>	<b>1</b>	<b>TOTALS</b>	<b>20</b>	<b>83</b>	<b>16</b>	<b>0</b>

PASSING									
OILERS	Att	Cmp	Yds	TD-I	PATRIOTS	Att	Cmp	Yds	TD-I
Pastorini	15	12	200	3-1	Grogan	12	3	38	0-2
					Owen	22	12	144	1-1
					Johnson	1	1	24	1-0
<b>TOTALS</b>	<b>15</b>	<b>12</b>	<b>200</b>	<b>3-1</b>	<b>TOTALS</b>	<b>35</b>	<b>16</b>	<b>206</b>	<b>2-3</b>

RECEIVING									
OILERS	Rec	Yds	Lg	TD	PATRIOTS	Rec	Yds	Lg	TD
Barber	5	83	22	2	Francis	8	101	24	1
Burrough	3	91	71	1	Cunningham	3	28	15	0
Carter	2	12	7	0	Morgan	2	37	19	0
Campbell	1	10	10	0	Johnson	2	16	11	0
Woods	1	4	4	0	Jackson	1	24	24	1
<b>TOTALS</b>	<b>12</b>	<b>200</b>	<b>71</b>	<b>3</b>	<b>TOTALS</b>	<b>16</b>	<b>206</b>	<b>24</b>	<b>2</b>

**INDIVIDUAL DEFENSE (press box stats)**

**OILERS** – Leading Tackler: Bingham 6-2-8. Sacks: Brazile 1, Washington 1, Bethea 1, Young 1. Int.: Reinfeldt 2, Bingham 1. FR: Pastorini 1.  
**PATRIOTS** – Leading Tackler: Beaudoin 8-7-15. Sacks: Beaudoin 1.0, Bishop 1.0, Zabel 0.5. Int.: Fox 1. FR: Gray 1, Westbrook 1.

**AFC CHAMPIONSHIP GAME – 1978**  
**Pittsburgh 34, Houston 5**  
**January 7, 1979 • Three Rivers Stadium**

Playing in their first championship game since 1962, the Oilers were unable to unseat a strong Pittsburgh team, dropping a 34-5 contest at Three Rivers Stadium. The Steelers, striking through cold, steady rain for 31 first half points, won their third AFC championship in five years behind their usual solid defense and spectacular performances by Terry Bradshaw and Lynn Swann. Seventeen of the points, came during a 48-second span in the last minute of the half as Pittsburgh capitalized on two fumbles by Ronnie Coleman and one by Johnnie Dirden. Despite the playing conditions that contributed to a postseason record 12 fumbles, Bradshaw completed 11 of 19 passes for 200 yards and touchdowns to John Stallworth and Swann, who caught four passes for 98 yards. Both touchdown passes and one of Roy Gerela's two field goals made up the 17-point burst between 14:08 and 14:56 of the second quarter after Pittsburgh had built a 14-3 lead on scoring runs by Franco Harris and Rocky Bleier.

<b>Pittsburgh</b> . . . . .	14	17	3	0	34
<b>Houston</b> . . . . .	0	3	2	0	5

TEAM	SCORING PLAY	QTR-INTO
Steelers	Harris 7 yd. run (Gerela kick)	1-4:58
Steelers	Bleier 17 yd.run (Gerela kick)	1-13:51
Oilers	Fritsch 19 yd. field goal	2-5:21
Steelers	Swan 29 yd. pass from Bradshaw (Gerela kick)	2-14:08
Steelers	Stallworth 17yd. pass from Bradshaw (Gerela kick)	2-14:27
Steelers	Gerela 37 yd. field goal	2-14:56
Steelers	Gerela 22 yd. field goal	3-7:14
Oilers	Washington safety	3-11:10

**Missed FG:** Gerela 40, 40  
**Attendance:** 49,417

	Steelers	Oilers
First downs	21	10
3rd-down conversion-att	1-9-11%	1-11-9%
Total yards	379	142
Rushing yards	179	72
Passing yards	200	70
Passes-comp.-Int.	19-11-2	26-12-5
Punts-avg.	1-53.0	6-39.5
Punt return yards	6-91	0-0
Kickoff return yards	2-36	8-179
Fumbles-lost	6-3	6-4
Penalties-yards	4-32	5-48
Field goals made-att	2-4	1-1
Time of possession	33:10	18:15

RUSHING									
OILERS	Att	Yds	Lg	TD	STEELERS	Att	Yds	Lg	TD
Campbell	22	62	11	0	Harris	20	51	9	1
Woods	1	9	9	0	Bleier	10	45	15	1
Coleman	1	-5	-5	0	Bradshaw	7	29	13	0
Wilson	2	6	4	0	Delophaime	3	28	23	0
					Thornton	3	22	14	0
					Moser	3	7	5	0
					Kruczek	1	-3	-3	0
<b>TOTALS</b>	<b>26</b>	<b>72</b>	<b>11</b>	<b>0</b>	<b>TOTALS</b>	<b>47</b>	<b>179</b>	<b>23</b>	<b>2</b>

PASSING									
OILERS	Att	Cmp	Yds	TD-I	STEELERS	Att	Cmp	Yds	TD-I
Pastorini	26	12	96	0-5	Bradshaw	19	11	200	2-2
					Kruczek	0	0	0	0-0
<b>TOTALS</b>	<b>26</b>	<b>12</b>	<b>96</b>	<b>0-5</b>	<b>TOTALS</b>	<b>19</b>	<b>11</b>	<b>200</b>	<b>2-2</b>

RECEIVING									
OILERS	Rec	Yds	Lg	TD	STEELERS	Rec	Yds	Lg	TD
Caster	5	44	21	0	Swann	4	98	34	1
Wilson	5	33	8	0	Grossman	2	43	29	0
Coleman	1	15	15	0	Bleier	4	42	16	0
Campbell	1	4	4	0	Stallworth	1	17	17	1
<b>TOTALS</b>	<b>12</b>	<b>96</b>	<b>21</b>	<b>0</b>	<b>TOTALS</b>	<b>11</b>	<b>200</b>	<b>34</b>	<b>2</b>

**INDIVIDUAL DEFENSE (press box stats)**

**OILERS** – Leading Tackler: Knoff 9-1-10. Sacks: None. Int.: Knoff 1. FR: Pastorini 1.  
**STEELERS** – Leading Tackler: Lambert 15-5-20. Sacks: None. Int.: None. FR: Shell 1, Davis 1, Pinney 1.

## PLAYOFF GAME SUMMARIES

### AFC WILD CARD PLAYOFF GAME – 1979 Houston 13, Denver 7 December 23, 1979 • Astrodome

The Oilers, playing a postseason game at home for the first time in 17 years, advanced to the divisional playoffs by shutting out the Broncos over the last three quarters of play. Denver marched 80 yards for a touchdown and a 7-3 lead on its first possession, but Earl Campbell's three-yard scoring run gave Houston a 10-7 halftime margin. Campbell and Oilers quarterback Dan Pastorini both missed second half action with groin injuries but Rob Carpenter and second year quarterback Gifford Nielsen played well in relief during their initial NFL playoff competition. Linebacker Gregg Bingham's 15-yard interception return set up Toni Fritsch's second field goal- a 20-yarder with 4:18 remaining to give Houston a 13-7 edge. The Oilers' defense, which recorded six sacks overall, held the Broncos on the final two series with Curley Culp's third-down sack and Vernon Perry's fourth-down pass deflection the key plays.

Denver	7	0	0	0	7
Houston	3	7	0	3	13

TEAM	SCORING PLAY	QTR-INTO
Oilers	Fritsch 31 yd. field goal	1-4:58
Broncos	Preston 7 yd. pass from Morton (Turner kick)	1-11:33
Oilers	Campbell 3 yd. run (Fritsch kick)	2-14:14
Oilers	Fritsch 20 yd. field goal	4-10:42

**Missed FG:** Steinfort 50  
**Attendance:** 48,776

	Broncos	Oilers
First downs	17	15
3rd-down conversion-att	4-13-31%	7-17-40%
Total yards	216	282
Rushing yards	112	135
Passing yards	104	147
Passes-comp.-Int.	27-14-1	22-10-2
Punts-avg.	5-45.2	5-43.2
Punt return yards	2-25	5-42
Kickoff return yards	4-83	1-26
Fumbles-lost	1-0	0-0
Penalties-yards	7-70	2-19
Field goals made-att	0-1	2-2
Time of possession	27:38	32:22

RUSHING											
OILERS	Att	Yds	Lg	TD	BRONCOS	Att	Yds	Lg	TD		
Campbell	16	50	9	1	Armstrong	12	51	15	0		
Wilson	8	21	5	0	Preston	9	24	7	0		
Coleman	2	5	4	0	Jensen	4	5	3	0		
Carpenter	16	59	9	0	Canada	4	29	13	0		
					Upchurch	1	3	3	0		
					Morton	2	0	0	0		
<b>TOTALS</b>	<b>42</b>	<b>135</b>	<b>9</b>	<b>1</b>	<b>TOTALS</b>	<b>32</b>	<b>112</b>	<b>15</b>	<b>0</b>		

PASSING											
OILERS	Att	Cmp	Yds	TD-I	BRONCOS	Att	Cmp	Yds	TD-I		
Pastorini	18	8	149	0-1	Morton	27	14	144	1-1		
Nielsen	4	2	9	0-1							
<b>TOTALS</b>	<b>22</b>	<b>10</b>	<b>158</b>	<b>0-2</b>	<b>TOTALS</b>	<b>27</b>	<b>14</b>	<b>144</b>	<b>1-1</b>		

RECEIVING											
OILERS	Rec	Yds	Lg	TD	BRONCOS	Rec	Yds	Lg	TD		
Coleman	1	41	41	0	Armstrong	2	22	13	0		
Carpenter	3	26	13	0	Egloff	1	17	17	0		
Barber	1	31	31	0	Preston	4	40	12	1		
Wilson	4	53	20	0	Moses	3	47	25	0		
Campbell	1	7	7	0	Jensen	1	11	11	0		
					Canada	1	4	4	0		
					Odom	2	3	3	0		
<b>TOTALS</b>	<b>10</b>	<b>158</b>	<b>41</b>	<b>0</b>	<b>TOTALS</b>	<b>14</b>	<b>144</b>	<b>25</b>	<b>0</b>		

#### INDIVIDUAL DEFENSE (press box stats)

**OILERS** – Leading Tackler: Bingham 7-3-10. Sacks: Dorris 3, Culp 2, Kennard 1. Int.: Bingham 1. FR: None.

**BRONCOS** – Leading Tackler: Gradishar 12-1-13. Sacks: Chavous 1. Int.: Thompson 1. FR: None.

### AFC DIVISIONAL PLAYOFF GAME – 1979 Houston 17, San Diego 14 December 29, 1979 • San Diego Stadium

The Oilers advanced into their second consecutive AFC Championship Game on the strength of an opportunistic defense and a near-flawless performance by the offensive unit. First-year strong safety Vernon Perry set up 10 of the Oilers' 17 points with a postseason game record of four interceptions in addition to a 57-yard blocked field goal return. Second-year quarterback Gifford Nielsen and third-year running back Rob Carpenter started for regulars Dan Pastorini and Earl Campbell, who were sidelined with groin injuries. The Oilers intercepted AFC passing leader Dan Fouts five times. Nielsen, making his first NFL postseason start, completed a 47-yard scoring pass to Mike Renfro with 12:55 elapsed in the third period to provide the winning margin.

San Diego	7	0	7	0	14
Houston	0	10	7	0	17

TEAM	SCORING PLAY	QTR-INTO
Chargers	C. Williams 1 yd. run (Wood kick)	1-10:11
Oilers	Fritsch 26 yd. field goal	2-10:58
Oilers	Clark 1 yd. run (Fritsch kick)	2-14:41
Chargers	Mitchell 8 yd. run (Wood kick)	3-1:52
Oilers	Renfro 47 yd. pass from Nielson (Fritsch kick)	3-12:55

**Missed FG:** Wood 26 blocked  
**Attendance:** 51,192

	Chargers	Oilers
First downs	25	15
3rd-down conversion-att	7-13-54%	8-16-50%
Total yards	380	259
Rushing yards	19	40
Passing yards	317	111
Passes-comp.-Int.	47-25-5	19-10-1
Punts-avg.	2-32.0	6-40.7
Punt return yards	2-25	1-25
Kickoff return yards	5-88	3-53
Fumbles-lost	0-0	0-0
Penalties-yards	6-30	5-45
Field goals made-att	0-1	1-1
Time of possession	29:54	30:06

RUSHING											
OILERS	Att	Yds	Lg	TD	CHARGERS	Att	Yds	Lg	TD		
Wilson	11	39	14	0	Mitchell	8	33	8	1		
Carpenter	18	67	11	0	Williams	11	30	8	1		
Clark	9	30	11	1							
Nielsen	2	12	14	0							
<b>TOTALS</b>	<b>40</b>	<b>148</b>	<b>14</b>	<b>1</b>	<b>TOTALS</b>	<b>19</b>	<b>63</b>	<b>8</b>	<b>2</b>		

PASSING											
OILERS	Att	Cmp	Yds	TD-I	CHARGERS	Att	Cmp	Yds	TD-I		
Nielsen	19	10	111	1-1	Fouts	47	25	333	0-5		
<b>TOTALS</b>	<b>19</b>	<b>10</b>	<b>111</b>	<b>1-1</b>	<b>TOTALS</b>	<b>47</b>	<b>25</b>	<b>333</b>	<b>0-5</b>		

RECEIVING											
OILERS	Rec	Yds	Lg	TD	CHARGERS	Rec	Yds	Lg	TD		
Barber	1	12	12	0	Mitchell	4	26	9	0		
Carpenter	4	23	7	0	McCrary	1	34	34	0		
Wilson	3	16	10	0	Jefferson	4	70	21	0		
Renfro	1	47	47	1	Williams	4	30	12	0		
Coleman	1	13	13	0	Joiner	4	81	30	0		
					Floyd	3	51	23	0		
					Klein	5	41	16	0		
<b>TOTALS</b>	<b>10</b>	<b>111</b>	<b>47</b>	<b>1</b>	<b>TOTALS</b>	<b>25</b>	<b>333</b>	<b>34</b>	<b>0</b>		

#### INDIVIDUAL DEFENSE (press box stats)

**OILERS** – Leading Tackler: Perry 6-2-8. Sacks: Bethea 1, Dorris 1. Int.: Perry 4, Wilson 1. FR: None.

**CHARGERS** – Leading Tackler: Johnson 4-6-10, Fuller 8-2-10. Sacks: None. Int.: Williams 1. FR: None.

## PLAYOFF GAME SUMMARIES

**AFC CHAMPIONSHIP GAME – 1979**  
**Pittsburgh 27, Houston 13**  
**January 6, 1980 • Three Rivers Stadium**

The Steelers held the Oilers to only 24 rushing yards but were also aided by a controversial non-touchdown call to come away with a 27-13 win. Houston jumped to a 7-0 lead just 2:30 into the game when Vernon Perry returned an interception 75 yards for a touchdown. Then after both teams exchanged field goals, Terry Bradshaw completed two touchdown passes, a 16-yarder to tight end Billy Cunningham and a 20-yard score to wide receiver John Stallworth. With the Steelers leading 17-10, the controversial play occurred during the last seconds of the third quarter. Quarterback Dan Pastorini threw a pass to Mike Renfro at the back of the end zone, and Renfro appeared to have caught it for a touchdown with both feet in bounds before he fell out of the end zone. However, the officials ruled the pass incomplete. Although the Oilers protested, and replays would later show that it was inconclusive, they had to settle for a 23-yard field goal. The Steelers would then score 10 unanswered points in the fourth quarter to clinch the victory.

Pittsburgh.....	3	14	0	10	27
Houston.....	7	3	0	3	13

TEAM	SCORING PLAY	QTR-INTO
Oilers	Perry 75 yd. interception return (Fritsch kick)	1-2:30
Steelers	Bahr 21 yd. field goal	1-11:05
Oilers	Fritsch 27 yd. field goal	2-0:48
Steelers	Cunningham 16 yd. pass from Bradshaw (Bahr kick)	2-5:27
Steelers	Stallworth 20 yd. pass from Bradshaw (Bahr kick)	2-12:26
Oilers	Fritsch 23 yd. field goal	4-0:03
Steelers	Bahr 39 yd. field goal	4-5:10
Steelers	Bleier 4 yd. run (Bahr kick)	4-14:06

**Missed FG:** Bahr 40W/L  
**Attendance:** 50,475

	Steelers	Oilers
First downs	22	11
3rd-down conversion-att	13-19-68%	3-11-27%
Total yards	358	227
Rushing yards	161	24
Passing yards	197	203
Passes-comp.-Int.	30-18-1	29-20-1
Punts-avg.	3-51	4-30
Punt return yards	3-8	2-8
Kickoff return yards	4-82	6-64
Fumbles-lost	1-1	4-2
Penalties-yards	5-34	2-10
Field goals made-att	2-3	2-2
Time of possession	32:56	27:04

RUSHING									
OILERS	Att	Yds	Lg	TD	STEELERS	Att	Yds	Lg	TD
Campbell	17	15	7	0	Harris	21	85	13	0
Wilson	4	9	3	0	Bleier	13	52	8	1
Caster	1	0	0	0	Bradshaw	1	25	25	0
					Thornton	1	-1	-1	0
<b>TOTALS</b>	<b>22</b>	<b>24</b>	<b>7</b>	<b>0</b>	<b>TOTALS</b>	<b>36</b>	<b>161</b>	<b>25</b>	<b>1</b>

PASSING									
OILERS	Att	Cmp	Yds	TD-I	STEELERS	Att	Cmp	Yds	TD-I
Pastorini	28	19	203	0-1	Bradshaw	30	18	219	2-1
Nielsen	1	1	9	0-0					
<b>TOTALS</b>	<b>29</b>	<b>20</b>	<b>212</b>	<b>0-1</b>	<b>TOTALS</b>	<b>30</b>	<b>18</b>	<b>219</b>	<b>2-1</b>

RECEIVING									
OILERS	Rec	Yds	Lg	TD	STEELERS	Rec	Yds	Lg	TD
Wilson	7	60	41	0	Stallworth	3	52	20	1
Coleman	2	46	32	0	Swann	4	64	21	0
Carpenter	5	23	14	0	Harris	6	50	15	0
Renfro	3	52	19	0	Bleier		39	20	0
Campbell	1	11	11	0	Cunningham	2	14	16	1
Merkens	1	12	12	0					
Barber	1	8	8	0					
<b>TOTALS</b>	<b>20</b>	<b>212</b>	<b>41</b>	<b>0</b>	<b>TOTALS</b>	<b>18</b>	<b>219</b>	<b>21</b>	<b>2</b>

**INDIVIDUAL DEFENSE (press box stats)**

**OILERS** – Leading Tackler: Stringer 11-2-13. Sacks: Bethea 1, Stensrud 1, Dorris 1. Int.: Perry 1. FR: Carter 1, Renfro 1.

**STEELERS** – Leading Tackler: Lambert 7-4-11. Sacks: Greenwood 1. Int.: Woodruff 1. FR: Shell 1, Blount 1.

**AFC WILD CARD GAME – 1980**  
**Oakland 27, Houston 7**  
**December 28, 1980 • Alameda County Coliseum**

The Raiders advanced to the divisional playoffs by shutting out the Oilers over the final three quarters. Oakland converted Earl Campbell's fumble on the first play of the game into Chris Bahr's 47-yard field goal, but Campbell came back to score on a one-yard plunge to give Houston a 7-3 lead. Jim Plunkett's one-yard touchdown pass to Todd Christensen early in the second quarter put the Raiders ahead to stay 10-7. Plunkett added another touchdown on a 44-yard pass to Arthur Whittington on the first play of the final period. Kenny King's 31-yard run set up Bahr's 37-yard field goal that gave Oakland a 20-7 edge. Lester Hayes added two interceptions to his NFL-leading 13 during the regular season. He picked off Ken Stabler's pass in the end zone to end a Houston scoring threat in the third period. In the fourth quarter Hayes' 20-yard interception return capped the Raiders' scoring.

Oakland.....	3	7	0	17	27
Houston.....	7	0	0	0	7

TEAM	SCORING PLAY	QTR-INTO
Raiders	Bahr 47 yd. field goal	1-1:45
Oilers	Campbell 1 yd. run (Fritsch kick)	1-13:15
Raiders	Christensen 1 yd. pass from Plunkett (Bahr kick)	2-9:25
Raiders	Whittington 44 yd. pass from Plunkett (Bahr kick)	4-0:07
Raiders	Bahr 37 yd. field goal	4-8:35
Raiders	Hayes 20 yd. interception return (Bahr kick)	4-9:31

**Missed FG:** Fritsch 45 short, 37 blocked  
**Attendance:** N/A

	Raiders	Oilers
First downs	12	18
3rd-down conversion-att	3-15-20%	2-15-13%
Total yards	250	275
Rushing yards	111	97
Passing yards	139	178
Passes-comp.-Int.	23-8-1	21-15-2
Punts-avg.	9-51.1	9-44.0
Punt return yards	6-29	7-84
Kickoff return yards	2-47	6-118
Fumbles-lost	2-0	1-1
Penalties-yards	14-91	8-64
Field goals made-att	2-2	0-2
Time of possession	27:56	32:04

RUSHING									
OILERS	Att	Yds	Lg	TD	RAIDERS	Att	Yds	Lg	TD
Campbell	27	91	14	1	King	13	55	27	0
Carpenter	5	9	4	0	Van Eeghen	14	46	9	0
Wilson	1	-3	-3	0	Whittington	5	11	7	0
					Jensen	2	0	0	0
					Plunkett	1	-1	-1	0
<b>TOTALS</b>	<b>29</b>	<b>97</b>	<b>22</b>	<b>0</b>	<b>TOTALS</b>	<b>35</b>	<b>111</b>	<b>27</b>	<b>0</b>

PASSING									
OILERS	Att	Cmp	Yds	TD-I	RAIDERS	Att	Cmp	Yds	TD-I
Stabler	26	15	243	0-2	Plunkett	23	8	168	2-1
Campbell	1	0	0	0-0					
<b>TOTALS</b>	<b>27</b>	<b>15</b>	<b>243</b>	<b>0-2</b>	<b>TOTALS</b>	<b>23</b>	<b>8</b>	<b>168</b>	<b>2-1</b>

RECEIVING									
OILERS	Rec	Yds	Lg	TD	RAIDERS	Rec	Yds	Lg	TD
Barber	4	83	33	0	Whittington	2	64	44	1
Renfro	3	69	39	0	Chester	2	12	10	0
Casper	3	31	12	0	King	1	37	37	0
Carpenter	3	26	14	0	Branch	1	33	33	0
Coleman	1	23	23	0	Van Eeghen	1	21	21	0
B. Johnson	1	11	11	0	Christensen	1	1	1	1
<b>TOTALS</b>	<b>15</b>	<b>243</b>	<b>39</b>	<b>0</b>	<b>TOTALS</b>	<b>8</b>	<b>168</b>	<b>44</b>	<b>2</b>

**INDIVIDUAL DEFENSE (press box stats)**

**OILERS** – Leading Tackler: Brazile 9-2-11. Sacks: Bethea 2.0, Bingham 1.0. Int.: Perry 1. FR: None.

**RAIDERS** – Leading Tackler: Kinlaw 8-2-10. Sacks: Davis 2.0, Hayes 2.0, Browning 1.0, Hendricks 1.0, Jones 1.0. Int.: Hayes 2. FR: McKinney 1, Davis 1.

## PLAYOFF GAME SUMMARIES

### AFC WILD CARD PLAYOFF GAME – 1987 Houston 23, Seattle 20 (OT) January 3, 1988 • Astrodome

Oilers kicker Tony Zendejas atoned for a fourth-quarter 29-yard field goal miss by converting a 42-yarder 8:05 into overtime to help Houston advance to the divisional playoffs for the first time since 1980. Quarterback Warren Moon completed 21 of 32 passes for 273 yards and one touchdown in his initial NFL playoff game. Drew Hill and Ernest Givins combined for 13 catches for 173 yards, including six for 71 on third downs. Wide receiver Willie Drewrey's first NFL touchdown catch, a 29-yarder, gave the Oilers a 20-13 lead in the third quarter. However, Seattle quarterback Dave Krieg hit wide receiver Steve Largent on a 12-yard scoring pass in the final 1:47 to tie the score and send the game into overtime. Houston held a 47:44 to 20:21 time-of-possession advantage over Seattle and outgained the Seahawks 437 yards to 250.

<b>Seattle</b> .....	7	3	3	7	0	20
<b>Houston</b> .....	3	10	7	0	3	23

TEAM	SCORING PLAY	QTR-INTO
Seahawks	Largent 20 yd. pass from Krieg (Johnson kick)	1-3:16
Oilers	Zendejas 47 yd. field goal	1-10:16
Oilers	Rozier 1 yd. run (Zendejas kick)	2-1:43
Oilers	Zendejas 49 yd. field goal	2-8:11
Seahawks	Johnson 33 yd. field goal	2-11:50
Seahawks	Johnson 41 yd. field goal	3-6:37
Oilers	Drewrey 29 yd. pass from Moon (Zendejas kick)	3-12:26
Seahawks	Largent 12 yd. pass from Krieg (Johnson kick)	4-14:34
Oilers	Zendejas 42 yd. field goal	5-8:05

**Missed FG:** Zendejas 52R, 29L  
**Attendance:** 49,622

	Seahawks		Oilers	
First downs	11	27		
3rd-down conversion-att	2-12-16%	10-18-55%		
4th-down conversion-att	1-1-100%	0-0-0%		
Total yards	250	437		
Rushing yards	29	178		
Passing yards	221	259		
Passes-comp.-Int.	39-16-0	32-21-1		
Punts-avg.	7-44.3	3-35.0		
Punt return yards	2-66	4-27		
Kickoff return yards	6-132	4-65		
Fumbles-lost	1-1	2-1		
Penalties-yards	3-20	4-25		
Field goals made-att	2-2	3-5		
Time of possession	20:21	47:44		

RUSHING									
OILERS	Att	Yds	Lg	TD	SEAHAWKS	Att	Yds	Lg	TD
Rozier	21	66	11	1	Williams	7	27	10	0
Highsmith	12	74	16	0	Morris	4	2	4	0
Pinkett	11	29	5	0					
Moon	4	-2	0	0					
Wallace	2	11	9	0					
<b>TOTALS</b>	<b>50</b>	<b>178</b>	<b>16</b>	<b>1</b>	<b>TOTALS</b>	<b>11</b>	<b>29</b>	<b>10</b>	<b>0</b>

PASSING									
OILERS	Att	Cmp	Yds	TD-I	SEAHAWKS	Att	Cmp	Yds	TD-I
Moon	32	21	273	1-1	Krieg	38	16	237	2-0
					Williams	1	0	0	0-0
<b>TOTALS</b>	<b>32</b>	<b>21</b>	<b>273</b>	<b>1-1</b>	<b>TOTALS</b>	<b>39</b>	<b>16</b>	<b>237</b>	<b>2-0</b>

RECEIVING									
OILERS	Rec	Yds	Lg	TD	SEAHAWKS	Rec	Yds	Lg	TD
Rozier	1	7	7	0	Largent	7	132	33	2
Hill	6	84	15	0	Butler	3	73	32	0
Givins	7	89	19	0	Williams	2	5	3	0
Pinkett	1	3	3	0	Skansi	2	13	7	0
Highsmith	2	17	11	0	Morris	1	6	6	0
Drewrey	3	62	29	1	Tice	1	8	8	0
Wallace	1	11	11	0					
<b>TOTALS</b>	<b>21</b>	<b>273</b>	<b>29</b>	<b>1</b>	<b>TOTALS</b>	<b>16</b>	<b>237</b>	<b>33</b>	<b>2</b>

#### INDIVIDUAL DEFENSE (press box stats)

**OILERS** – Leading Tackler: Bostic 2-3-5. Sacks: Childress 1.0, Meads 0.5, Lyles 0.5. Int.: Brown 1. FR: Bostic 1, Fuller 1.

**SEAHAWKS** – Leading Tackler: Bosworth 9-8-17. Sacks: Gaines 1, Bryant 1. Int.: Jenkins 1. FR: Young 1.

### AFC DIVISIONAL PLAYOFF GAME – 1987 Denver 34, Houston 10 January 10, 1988 • Mile High Stadium

John Elway passed for two touchdowns and ran for a third as the Broncos defeated the Oilers 34-10 to become the first AFC West team since the San Diego Chargers of 1980 and 1981 to play in consecutive AFC Championship Games. Denver capitalized on two Houston turnovers to take a 14-0 first quarter lead. Safety Steve Wilson recovered Warren Moon's lateral to Mike Rozier at the Oilers' 1-yard line to set up Gene Lang's one-yard run. Karl Mecklenburg's interception on Houston's next possession led to Elway's first touchdown pass, a 27-yarder to Clarence Kay. Kay also caught a one-yarder in the second quarter for the first two-touchdown game of his four-year career. Elway, who completed 14 of 25 passes for 259 yards, scored on a three-yard run with 4:23 remaining to seal the win.

<b>Denver</b> .....	14	10	3	7	34
<b>Houston</b> .....	0	3	0	7	10

TEAM	SCORING PLAY	QTR-INTO
Broncos	Lang 1 yd. run (Karlis kick)	1-6:19
Broncos	Kay 27 yd. pass from Elway (Karlis kick)	1-13:34
Broncos	Karlis 43 yd. field goal	2-3:20
Oilers	Zendejas 46 yd. field goal	2-9:03
Broncos	Kay 1 yd. pass from Elway (Karlis kick)	2-13:08
Broncos	Karlis 23 yd. field goal	3-2:29
Oilers	Givins 19 yd. pass from Moon (Zendejas kick)	4-6:38
Broncos	Elway 3 yd. run (Karlis kick)	4-10:33

**Missed FG:** None  
**Attendance:** 75,968

	Broncos		Oilers	
First downs	19	20		
3rd-down conversion-att	4-9-44%	8-16-50%		
4th-down conversion-att	2-4-50%	1-1-100%		
Total yards	316	337		
Rushing yards	61	73		
Passing yards	255	264		
Passes-comp.-Int.	25-14-1	43-24-2		
Punts-avg.	2-46.0	3-44.7		
Punt return yards	2-15	0-0		
Kickoff return yards	2-28	3-62		
Fumbles-lost	0-0	2-1		
Penalties-yards	4-35	10-73		
Field goals made-att	2-2	1-1		
Time of possession	27:27	32:33		

RUSHING													
OILERS	Att	Yds	Lg	TD	BRONCOS	Att	Yds	Lg	TD				
Rozier	9	25	8	0	Winder	13	46	8	0				
Pinkett	6	20	8	0	Sewell	5	9	5	0				
Moon	5	15	7	0	Elway	4	8	4	1				
Highsmith	5	13	11	0	Bell	2	7	5	0				
Givins	1	0	0	0	Kubiak	2	-3	-1	0				
					Lang	3	-6	1	1				
<b>TOTALS</b>	<b>26</b>	<b>73</b>	<b>11</b>	<b>0</b>	<b>TOTALS</b>	<b>29</b>	<b>61</b>	<b>8</b>	<b>2</b>				

PASSING													
OILERS	Att	Cmp	Yds	TD-I	BRONCOS	Att	Cmp	Yds	TD-I				
Moon	43	24	264	1-2	Elway	25	14	259	2-1				
<b>TOTALS</b>	<b>43</b>	<b>24</b>	<b>264</b>	<b>1-2</b>	<b>TOTALS</b>	<b>25</b>	<b>14</b>	<b>259</b>	<b>2-1</b>				

RECEIVING													
OILERS	Rec	Yds	Lg	TD	BRONCOS	Rec	Yds	Lg	TD				
Hill	5	93	24	0	Johnson	4	105	55	0				
Givins	6	84	19	1	Kay	3	57	29	2				
Duncan	4	32	13	0	Sewell	3	41	25	0				
Highsmith	4	20	16	0	Lang	1	25	25	0				
Drewrey	2	17	9	0	Boddie	1	15	15	0				
Williams	1	7	7	0	Mobley	1	9	9	0				
Rozier	1	6	6	0	Nattiel	1	7	7	0				
Pinkett	1	5	5	0									
<b>TOTALS</b>	<b>24</b>	<b>264</b>	<b>24</b>	<b>1</b>	<b>TOTALS</b>	<b>14</b>	<b>259</b>	<b>55</b>	<b>2</b>				

#### INDIVIDUAL DEFENSE (press box stats)

**OILERS** – Leading Tackler: Donaldson 7-1-8. Sacks: Martin 1. Int.: Allen 1. FR: None.

**BRONCOS** – Leading Tackler: Dennison 6-2-8. Sacks: None. Int.: Haynes 1, Mecklenburg 1. FR: Wilson 1.

## PLAYOFF GAME SUMMARIES

### AFC WILD CARD PLAYOFF GAME – 1988 Houston 24, Cleveland 23 December 24, 1988 • Cleveland Stadium

The Oilers advanced to the AFC divisional round of the playoffs for the second straight year with a 24-23 win over the Browns. Allen Pinkett scored two touchdowns within a 15-second span of the second quarter, and Warren Moon rallied Houston with 10 fourth-quarter points for the win. Moon's 14-yard scoring pass to Pinkett seven seconds into the second quarter capped a 17-play, 91-yard drive and gave Houston a 7-3 lead. Nose tackle Richard Byrd recovered Don Strock's fumble on the Browns' next play from scrimmage, and Pinkett scored one play later on a 16-yard run for a 14-9 halftime lead. Mike Pagel replaced the injured Strock and completed a 14-yard touchdown pass to Webster Slaughter late in the third quarter for Cleveland's last lead of the day 16-14. Moon directed a 76-yard drive capped by Lorenzo White's one-yard run as Houston regained the lead 21-16. Richard Johnson's interception on the Browns' next possession led to Tony Zendejas's game-winning 49-yard field goal with 1:54 to play.

Cleveland	..... 3	6	7	7	23
Houston	..... 7	7	0	10	24

TEAM	SCORING PLAY	QTR-INTO
Browns	Bahr 33 yd. field goal	1-5:17
Oilers	Pinkett 14 yd. pass from Moon (Zendejas kick)	2-0:07
Oilers	Pinkett 16 yd. run (Zendejas kick)	2-0:22
Browns	Bahr 26 yd. field goal	2-6:27
Browns	Bahr 28 yd. field goal	2-11:41
Brwns	Slaughter 14 yd. pass from Pagel (Bahr kick)	3-12:24
Oilers	White 1 yd. run (Zendejas kick)	4-2:35
Oilers	Zendejas 49 yd. field goal	4-13:06
Browns	Slaughter 2 yd. pass from Pagel (Bahr kick)	4-14:29

**Missed FG:** None  
**Attendance:** 74,977

	Browns	Oilers
First downs	19	19
3rd-down conversion-att	5-12-41%	8-14-57%
4th-down conversion-att	0-0-0%	0-0-0%
Total yards	260	334
Rushing yards	68	129
Passing yards	192	205
Passes-comp.-Int.	28-19-1	26-16-3
Punts-avg.	3-35.3	3-37.7
Punt return yards	3-27	0-0
Kickoff return yards	3-75	5-72
Fumbles-lost	1-1	2-0
Penalties-yards	9-75	13-118
Field goals made-att	3-3	1-1
Time of possession	26:36	33:24

		RUSHING							
OILERS	Att	Yds	Lg	TD	BROWNS	Att	Yds	Lg	TD
Pinkett	14	82	27	1	Mack	12	14	7	0
Highsmith	2	3	3	0	Byner	9	57	16	0
White	12	30	5	1	Strock	1	0	0	0
Moon	6	16	12	0	Pagel	1	-1	-1	0
Givins	1	-2	-2	0	Fonteno	3	-2	5	0
<b>TOTALS</b>	<b>35</b>	<b>129</b>	<b>27</b>	<b>2</b>	<b>TOTALS</b>	<b>26</b>	<b>68</b>	<b>16</b>	<b>0</b>

		PASSING							
OILERS	Att	Cmp	Yds	TD-I	BROWNS	Att	Cmp	Yds	TD-I
Moon	26	16	213	1-3	Strock	3	2	13	0-0
					Pagel	25	17	179	2-1
<b>TOTALS</b>	<b>26</b>	<b>16</b>	<b>213</b>	<b>1-3</b>	<b>TOTALS</b>	<b>28</b>	<b>19</b>	<b>192</b>	<b>2-1</b>

		RECEIVING							
OILERS	Rec	Yds	Lg	TD	BROWNS	Rec	Yds	Lg	TD
Pinkett	2	24	14	1	Mack	1	6	6	0
White	1	1	1	0	Slaughter	5	58	18	2
Hill	5	73	22	0	Byner	3	10	8	0
Highsmith	1	8	8	0	Langhorne	6	57	17	0
Duncan	2	33	18	0	Weathers	2	27	18	0
Jeffires	3	52	35	0	Brennan	2	34	25	0
Givins	1	8	8	0					
Williams	1	14	14	0					
<b>TOTALS</b>	<b>16</b>	<b>213</b>	<b>35</b>	<b>1</b>	<b>TOTALS</b>	<b>19</b>	<b>192</b>	<b>25</b>	<b>2</b>

#### INDIVIDUAL DEFENSE (press box stats)

**OILERS** – Leading Tackler: Allen 7-1-8. Sacks: None. Int.: Johnson 1. FR: Byrd 1.  
**BROWNS** – Leading Tackler: Golic 5-4-9. Sacks: Johnson 1.0. Int.: Wright 2, Harper 1. FR: None.

### AFC DIVISIONAL PLAYOFF GAME – 1988 Buffalo 17, Houston 10 January 1, 1989 • Rich Stadium

Buffalo's special teams blocked a punt and a field goal, and the defense registered an interception and a fumble recovery in the fourth quarter, as the Bills advanced to their first-ever AFC Championship Game. Quarterback Jim Kelley completed a team-playoff record 19 of 33 passes for 244 yards with one interception. Rookie running back Thurman Thomas led all rushers with 75 yards on seven carries, including an 11-yard touchdown run that gave Buffalo a 14-3 lead in the third quarter. Robb Riddick's one-yard scoring run followed a blocked punt by safety Leonard Smith. Safety Mark Kelso intercepted a Warren Moon pass on the Oilers' second play of the fourth quarter. Derrick Burroughs's fumble recovery on Houston's next possession helped Buffalo preserve the win in their first-ever playoff game at Rich Stadium.

Buffalo	..... 0	7	7	3	17
Houston	..... 0	3	0	7	10

TEAM	SCORING PLAY	QTR-INTO
Bills	Riddick 1 yd. run (Norwood kick)	2-4:25
Oilers	Zendejas 35 yd. field goal	2-10:28
Bills	Thomas 11 yd. run (Norwood kick)	3-12:02
Bills	Norwood 27 yd. field goal	4-3:25
Oilers	Rozier 1 yd. run (Zendejas kick)	4-9:48

**Missed FG:** Zendejas 37 blocked, 31WL, Norwood 50, 36WL  
**Attendance:** 79,532

	Bills	Oilers
First downs	18	20
3rd-down conversion-att	3-14-21%	3-12-25%
4th-down conversion-att	0-2-0%	0-0-0%
Total yards	372	351
Rushing yards	135	125
Passing yards	237	226
Passes-comp.-Int.	33-19-1	33-17-1
Punts-avg.	4-39.3	6-37.2
Punt return yards	4-56	1-6
Kickoff return yards	3-57	4-48
Fumbles-lost	1-0	5-2
Penalties-yards	8-57	8-60
Field goals made-att	1-3	1-3
Time of possession	28:53	31:07

		RUSHING							
OILERS	Att	Yds	Lg	TD	BILLS	Att	Yds	Lg	TD
Highsmith	5	57	31	0	Thomas	7	75	40	1
Rozier	13	44	8	0	Mueller	7	24	14	0
Moon	5	11	5	0	Kelly	3	18	10	0
Pinkett	3	13	10	0	Riddick	9	12	5	1
					Reed	1	-1	-1	0
					Harmon	1	7	7	0
					Byrum	1	0	0	0
<b>TOTALS</b>	<b>26</b>	<b>125</b>	<b>31</b>	<b>1</b>	<b>TOTALS</b>	<b>29</b>	<b>135</b>	<b>40</b>	<b>2</b>

		PASSING							
OILERS	Att	Cmp	Yds	TD-I	BILLS	Att	Cmp	Yds	TD-I
Moon	33	17	240	0-1	Kelly	33	19	244	0-1
<b>TOTALS</b>	<b>33</b>	<b>17</b>	<b>240</b>	<b>0-1</b>	<b>TOTALS</b>	<b>33</b>	<b>19</b>	<b>244</b>	<b>0-1</b>

		RECEIVING							
OILERS	Rec	Yds	Lg	TD	BILLS	Rec	Yds	Lg	TD
Hill	4	62	21	0	Reed	6	91	53	0
Highsmith	2	3	7	0	Metzelaars	1	7	7	0
Jeffires	5	78	27	0	Burkett	3	55	26	0
Givins	1	23	23	0	Johnson	3	31	18	0
Duncan	1	9	9	0	Harmon	5	58	17	0
Pinkett	2	21	15	0	Mueller	1	2	2	0
Harris	2	44	29	0					
<b>TOTALS</b>	<b>17</b>	<b>240</b>	<b>29</b>	<b>0</b>	<b>TOTALS</b>	<b>19</b>	<b>244</b>	<b>53</b>	<b>0</b>

#### INDIVIDUAL DEFENSE (press box stats)

**OILERS** – Leading Tackler: Brown 8-1-9, Grimsley 9-0-9. Sacks: Childress 1. Int.: Eaton 1. FR: Highsmith 1, Pinkett 1.  
**BILLS** – Leading Tackler: Talley 7-0-7, Still 5-2-7. Sacks: Talley 1, Smith 1. Int.: Kelso 1. FR: Smith 1, Bennett 1.

## PLAYOFF GAME SUMMARIES

### AFC WILD CARD PLAYOFF GAME – 1989 Pittsburgh 26, Houston 23 (OT) December 31, 1989 • Astrodome

Gary Anderson kicked a 50-yard field goal 3:26 into overtime to cap Pittsburgh's 26-23 comeback win over the Oilers and earn its first playoff victory since 1984. The Steelers, despite being outgained by Houston 380 to 289 total yards, led the game for more than three quarters. Rookie running back Tim Worley converted a fourth-and-one play into a nine-yard touchdown run and Anderson kicked field goals of 25, 30, and 48 yards for a 16-9 fourth-quarter lead. Warren Moon tied the score with an 18-yard touchdown pass to Ernest Givins and gave the Oilers their only lead, 23-16, when he found Givins on a nine-yard scoring pass with six minutes to play. Pittsburgh's Buddy Brister countered with an 82-yard, 11-play drive capped by Merrill Hoge's one-yard touchdown plunge with 46 seconds remaining. Anderson's extra point tied the score and sent the game into overtime. Rod Woodson recovered Lorenzo White's fumble on the Oilers' first play in overtime to set up Anderson's decisive field goal.

Pittsburgh.....	7	3	3	10	3	26
Houston.....	0	6	3	14	0	23

TEAM	SCORING PLAY	QTR-INTO
Steelers	Worley 9 yd. run (Anderson kick)	1-12:07
Oilers	Zendejas 26 yd. field goal	2-5:53
Oilers	Zendejas 35 yd. field goal	2-8:50
Steelers	Anderson 25 yd. field goal	2-13:03
Oilers	Zendejas 26 yd. field goal	3-3:30
Steelers	Anderson 30 yd. field goal	3-11:55
Steelers	Anderson 48 yd. field goal	4-0:30
Oilers	Givins 18 yd. pass from Moon (Zendejas kick)	4-5:46
Oilers	Givins 9 yd. pass from Moon (Zendejas kick)	4-8:58
Steelers	Hoge 2 yd. run (Anderson kick)	4-14:14
Steelers	Anderson 50 yd. field goal	5-3:26

**Missed FG:** Zendejas 55 Short  
**Attendance:** 58,306

	Steelers	Oilers
First downs	17	22
3rd-down conversion-att	3-14-21%	8-18-44%
4th-down conversion-att	1-1-100%	0-0-0%
Total yards	289	380
Rushing yards	177	65
Passing yards	112	315
Passes-comp.-Int.	33-15-0	48-29-0
Punts-avg.	6-25.3	4-33.0
Punt return yards	2-20	1-0
Kickoff return yards	6-99	2-27
Fumbles-lost	1-1	3-1
Penalties-yards	5-40	8-45
Field goals made-att	4-4	3-4
Time of possession	27:42	35:44

OILERS		RUSHING				STEELERS			
	Att	Yds	Lg	TD		Att	Yds	Lg	TD
Highsmith	2	2	4	0	Hoge	17	100	49	1
Rozier	5	12	3	0	Worley	11	54	12	1
White	7	13	5	0	Brister	1	1	1	0
Pinkett	8	26	6	0	Stone	1	22	22	0
Moon	3	12	5	0					
<b>TOTALS</b>	<b>25</b>	<b>65</b>	<b>6</b>	<b>0</b>	<b>TOTALS</b>	<b>30</b>	<b>177</b>	<b>49</b>	<b>2</b>

OILERS		PASSING				STEELERS			
	Att	Cmp	Yds	TD-I		Att	Cmp	Yds	TD-I
Moon	48	29	315	2-0	Brister	33	15	127	0-0
<b>TOTALS</b>	<b>48</b>	<b>29</b>	<b>315</b>	<b>2-0</b>	<b>TOTALS</b>	<b>33</b>	<b>15</b>	<b>127</b>	<b>0-0</b>

OILERS		RECEIVING				STEELERS			
	Rec	Yds	Lg	TD		Rec	Yds	Lg	TD
Givins	11	136	30	2	Mularkey	3	40	20	0
Hill	6	98	32	0	Stock	1	7	7	0
Rozier	1	5	5	0	Worley	4	23	10	0
Jeffires	3	16	7	0	Hoge	3	26	17	0
Pinkett	3	24	12	0	Lipps	3	24	10	0
Duncan	2	15	9	0	Hill	1	7	7	0
Highsmith	3	21	11	0					
<b>TOTALS</b>	<b>29</b>	<b>315</b>	<b>32</b>	<b>2</b>	<b>TOTALS</b>	<b>15</b>	<b>127</b>	<b>20</b>	<b>0</b>

#### INDIVIDUAL DEFENSE (press box stats)

**OILERS** – Leading Tackler: Meads 6-4-10. Sacks: Fairs 1.0. Int.: None. FF: Brown 1. FR: McDowell 1, Moon 1, Pinkett 1.

**STEELERS** – Leading Tackler: Woodson 6-2-8, Lake 4-4-8. Sacks: None. Int.: None. FF: Woodson 1, Stone 1. FR: Woodson 1.

### AFC WILD CARD PLAYOFF GAME – 1990 Cincinnati 41, Houston 14 January 6, 1991 • Riverfront Stadium

Boomer Esiason completed two touchdown passes and ran for a third in the Bengals' victory over the Oilers. Cincinnati built a 20-0 halftime lead as Ickey Woods ran one yard for a touchdown. Esiason flipped a two-yard scoring pass to Harold Green, and Jim Breech kicked two field goals (27 and 30 yards) in the first half. Cincinnati increased its lead to 34-0 in the third quarter when Eric Ball ran three yards for a touchdown and Esiason scored on a 10-yard keeper following James Francis's fumble recovery at Houston's 10-yard line. The Oilers scored on two touchdown passes from Cody Carlson to Ernest Givins (16 and 5 yards). Cincinnati held a 39:45 to 20:15 time-of-possession advantage.

Cincinnati.....	10	10	14	7	41
Houston.....	0	0	7	7	14

TEAM	SCORING PLAY	QTR-INTO
Bengals	Woods 1 yd. run (Breech kick)	1-6:24
Bengals	Breech 27 yd. field goal	1-13:50
Bengals	Green 2 yd. pass from Esiason (Breech kick)	2-5:42
Bengals	Breech 30 yd. field goal	2-14:17
Bengals	Ball 3 yd. run (Breech kick)	3-3:26
Bengals	Esiason 10 yd. run (Breech kick)	3-3:51
Oilers	Givins 16 yd. pass from Carlson (Garcia kick)	3-9:45
Bengals	Kattus 9 yd. pass from Esiason (Breech kick)	4-0:51
Oilers	Givins 5 yd. pass from Carlson (Garcia kick)	4-8:01

**Missed FG:** None  
**Attendance:** 60,012

	Bengals	Oilers
First downs	24	13
3rd-down conversion-att	4-13-30%	2-9-22%
4th-down conversion-att	2-2-100%	0-0-0%
Total yards	349	226
Rushing yards	187	67
Passing yards	162	165
Passes-comp.-Int.	25-15-1	33-16-1
Punts-avg.	3-45.0	6-42.6
Punt return yards	3-42	1-19
Kickoff return yards	3-58	6-114
Fumbles-lost	1-0	2-1
Penalties-yards	4-40	5-33
Field goals made-att	2-2	0-0
Time of possession	39:45	20:15

OILERS		RUSHING				BENGALS			
	Att	Yds	Lg	TD		Att	Yds	Lg	TD
White	4	2	5	0	Woods	6	11	4	1
Carlson	4	22	12	0	Brooks	6	17	14	0
Pinkett	5	43	16	0	Esiason	5	57	14	1
					Ball	7	33	14	1
					Green	11	55	12	0
					Jennings	6	16	10	0
					Wilhelm	3	-2	0	0
<b>TOTALS</b>	<b>13</b>	<b>67</b>	<b>16</b>	<b>0</b>	<b>TOTALS</b>	<b>44</b>	<b>187</b>	<b>14</b>	<b>3</b>

OILERS		PASSING				BENGALS			
	Att	Cmp	Yds	TD-I		Att	Cmp	Yds	TD-I
Carlson	33	16	165	2-1	Esiason	20	14	150	2-0
					Wilhelm	5	1	12	0-0
<b>TOTALS</b>	<b>33</b>	<b>16</b>	<b>165</b>	<b>2-1</b>	<b>TOTALS</b>	<b>25</b>	<b>15</b>	<b>162</b>	<b>2-0</b>

OILERS		RECEIVING				BENGALS			
	Rec	Yds	Lg	TD		Rec	Yds	Lg	TD
White	1	5	5	0	Jennings	2	15	12	0
Hill	1	5	5	0	Holman	2	51	46	0
Jeffires	2	33	23	0	Woods	2	13	9	0
Duncan	1	15	15	0	McGee	2	23	19	0
Harris	4	37	17	0	Green	2	15	13	1
Givins	6	60	16	2	Brown	2	14	9	0
Pinkett	1	10	10	0	Kattus	2	19	10	1
					Barber	1	12	12	0
<b>TOTALS</b>	<b>16</b>	<b>165</b>	<b>23</b>	<b>2</b>	<b>TOTALS</b>	<b>12</b>	<b>152</b>	<b>46</b>	<b>2</b>

#### INDIVIDUAL DEFENSE (press box stats)

**OILERS** – Leading Tackler: Kinard 8-4-12. Sacks: None. Int.: None. FF: None. FR: None.

**BENGALS** – Leading Tackler: Thomas 6-1-7. Sacks: None. Int.: Fulcher 1. FF: None. FR: Francis 1, Jennings 1.

## PLAYOFF GAME SUMMARIES

### AFC WILD CARD PLAYOFF GAME – 1991 Houston 17, N.Y. Jets 10 December 29, 1991 • Astrodome

Warren Moon threw a pair of touchdown passes to Ernest Givins and the Oilers' defense stopped the Jets inside Houston's 5-yard line twice in the second half to preserve the victory. The Oilers led 14-10 entering the third quarter, when the Jets took the second-half kickoff and consumed more than eight minutes while driving to the Houston 8-yard line. On third down, Ken O'Brien's pass was intercepted by safety Bubba McDowell at the 2. After Al Del Greco's 53-yard field goal put the Oilers ahead 17-10 early in the fourth quarter, New York drove to the Houston 3. But on third down, Al Smith stopped Brad Baxter for no gain. The Jets had one more chance after recovering Moon's fumble at the Oilers' 26 with 4:59 left in the game, but New York could not convert a first down. For Houston, Moon completed 28 of 40 passes for 271 yards, and Drew Hill had nine catches for 77 yards.

<b>New York</b> .....	0	10	0	0	10
<b>Houston</b> .....	7	7	0	3	17

TEAM	SCORING PLAY	QTR-INTO
Oilers	E. Givins 5 yd. pass from Moon (Del Greco kick)	1-9:16
Jets	A. Toon 10 yd. pass from O'Brien (Allegre kick)	2-2:44
Oilers	E. Givins 20 yd. pass from Moon (Del Greco kick)	2-11:04
Jets	Allegre 33 yd. field goal	2-14:56
Oilers	Del Greco 53 yd. field goal	4-1:31

**Missed FG:** Greco 46WR  
**Attendance:** 61,485

	Jets	Oilers
First downs	18	21
3rd-down conversion-att	6-12-50%	8-14-57%
4th-down conversion-att	0-2-0%	0-0-0%
Total yards	285	303
Rushing yards	71	71
Passing yards	214	232
Passes-comp.-Int.	31-21-3	40-28-1
Punts-avg.	2-36	2-44.5
Punt return yards	0-0	0-0
Kickoff return yards	3-54	1-0
Fumbles-lost	0-0	3-1
Penalties-yards	5-45	8-55
Field goals made-att	1-1	1-2
Time of possession	26:20	33:40

RUSHING									
OILERS	Att	Yds	Lg	TD	JETS	Att	Yds	Lg	TD
L. White	17	65	12	0	J. Hector	11	43	8	0
W. Moon	3	6	7	0	B. Baxter	5	14	5	0
					K. O'Brien	2	10	8	0
					F. McNeil	5	4	5	0
<b>TOTALS</b>	<b>20</b>	<b>71</b>	<b>12</b>	<b>0</b>	<b>TOTALS</b>	<b>23</b>	<b>71</b>	<b>8</b>	<b>0</b>

PASSING									
OILERS	Att	Cmp	Yds	TD-I	JETS	Att	Cmp	Yds	TD-I
W. Moon	40	28	271	2-1	K. O'Brien	31	21	221	1-3
<b>TOTALS</b>	<b>40</b>	<b>28</b>	<b>271</b>	<b>2-1</b>	<b>TOTALS</b>	<b>31</b>	<b>21</b>	<b>221</b>	<b>1-3</b>

RECEIVING									
OILERS	Rec	Yds	Lg	TD	JETS	Rec	Yds	Lg	TD
E. Givins	6	83	35	2	A. Toon	8	96	22	1
D. Hill	9	77	20	0	R. Moore	4	70	31	0
H. Jeffries	4	49	24	0	F. McNeil	4	23	10	0
L. White	4	31	17	0	M. Boyer	3	20	11	0
C. Duncan	4	24	8	0	T. Mathis	2	12	6	0
L. Harris	1	7	7	0					
<b>TOTALS</b>	<b>28</b>	<b>271</b>	<b>35</b>	<b>2</b>	<b>TOTALS</b>	<b>21</b>	<b>221</b>	<b>31</b>	<b>1</b>

#### INDIVIDUAL DEFENSE (press box stats)

**OILERS** – Leading Tackler: Lathon 4-7-11. Sacks: Williams 1. Int.: McDowell 2, Orlando 1. FF: None. FR: Moon 2.  
**JETS** – Leading Tackler: Clifton 5-6-11, Stargell 8-3-11. Sacks: Lewis 2.0, Lageman 1.0, Young 1.0. Int.: McMillan 1. FF: Young 1, Lageman 1. FR: Stargell 1.

### AFC DIVISIONAL PLAYOFF GAME – 1991 Denver 26, Houston 24 January 4, 1992 • Mile High Stadium

David Treadwell's 28-yard field goal with 16 seconds remaining capped a dramatic 87-yard drive in the closing moments to lift the Broncos over the Oilers. Treadwell's winning kick came shortly after John Elway's 44-yard completion to Vance Johnson on fourth-and-10 from the Denver 35-yard line. Earlier on the drive, Elway scrambled seven yards for a first down on fourth-and-6 from the 28. And it was Elway's 22-yard completion to Michael Young that got the Broncos out of a hole at their own 2-yard line. Denver started the winning drive there with no time outs left after Houston's Greg Montgomery dropped his punt out of bounds with 2:07 left in the game. Warren Moon passed for three touchdowns as Houston built first half leads of 14-0 and 21-6. But the Broncos defense stiffened, allowing only a field goal in the second half.

<b>Denver</b> .....	6	7	3	10	26
<b>Houston</b> .....	14	7	0	3	24

TEAM	SCORING PLAY	QTR-INTO
Oilers	H. Jeffries 15 yd. pass from Moon (Del Greco kick)	1-1:46
Oilers	D. Hill 9 yd. pass frm Moon (Del Greco kick)	1-9:44
Broncos	V. Johnson 10 yd. pass from Elway (kick no good)	1-13:43
Oilers	C. Duncan 6 yd. pass from Moon (Del Greco kick)	2-4:05
Broncos	G. Lewis 1 yd. run (Treadwell kick)	2-14:21
Broncos	D. Treadwell 49 yd. field goal	3-13:02
Oilers	A. Del Greco 25 yd. field goal	4-1:35
Broncos	G. Lewis 1 yd. run (Treadwell kick)	4-8:07
Broncos	D. Treadwell 28 yd. field goal	4-14:44

**Missed FG:** Del Greco 33WR  
**Attendance:** 75,301

	Broncos	Oilers
First downs	26	23
3rd-down conversion-att	5-11-45%	5-8-63%
4th-down conversion-att	3-3-100%	0-0-0%
Total yards	418	422
Rushing yards	151	97
Passing yards	267	325
Passes-comp.-Int.	34-20-1	36-27-1
Punts-avg.	2-40.5	1-44
Punt return yards	0-0	0-0
Kickoff return yards	4-88	6-82
Fumbles-lost	3-0	0-0
Penalties-yards	6-70	13-85
Field goals made-att	2-2	1-2
Time of possession	29:34	30:26

RUSHING									
OILERS	Att	Yds	Lg	TD	BRONCOS	Att	Yds	Lg	TD
L. White	17	79	10	0	G. Green	17	59	14	0
W. Moon	2	18	15	0	J. Elway	6	39	15	0
					R. Rivers	1	3	3	0
					G. Lewis	3	2	1	2
					S. Sewell	4	48	19	0
<b>TOTALS</b>	<b>19</b>	<b>97</b>	<b>15</b>	<b>0</b>	<b>TOTALS</b>	<b>31</b>	<b>151</b>	<b>19</b>	<b>2</b>

PASSING									
OILERS	Att	Cmp	Yds	TD-I	BRONCOS	Att	Cmp	Yds	TD-I
W. Moon	36	27	325	3-1	J. Elway	33	19	257	1-1
					S. Sewell	1	1	10	0-0
<b>TOTALS</b>	<b>36</b>	<b>27</b>	<b>325</b>	<b>3-1</b>	<b>TOTALS</b>	<b>34</b>	<b>20</b>	<b>267</b>	<b>1-1</b>

RECEIVING									
OILERS	Rec	Yds	Lg	TD	BRONCOS	Rec	Yds	Lg	TD
H. Jeffries	7	99	49	1	C. Kay	1	8	8	0
L. White	5	35	10	0	V. Johnson	5	78	44	1
E. Givins	6	111	29	0	D. Russell	1	20	20	0
D. Hill	2	21	12	1	S. Sharpe	3	20	7	0
C. Duncan	6	40	11	1	M. Young	4	85	32	0
T. Jones	1	19	19	0	R. Nattiel	2	27	23	0
					S. Sewell	3	28	16	0
					G. Green	1	1	1	0
<b>TOTALS</b>	<b>27</b>	<b>325</b>	<b>49</b>	<b>3</b>	<b>TOTALS</b>	<b>20</b>	<b>267</b>	<b>44</b>	<b>1</b>

#### INDIVIDUAL DEFENSE (press box stats)

**OILERS** – Leading Tackler: A. Smith 6-1-7, L. Lathon 6-1-7. Sacks: None. Int.: R. Johnson 1. FF: B. Orlando 1, A. Smith 1. FR: None.  
**BRONCOS** – Leading Tackler: C. Dimry 9-0-9, M. Brooks 7-2-9. Sacks: None. Int.: S. Atwater 1. FF: None. FR: J. Davidson 1.

## PLAYOFF GAME SUMMARIES

**AFC WILD CARD PLAYOFF GAME – 1992**  
**Buffalo 41, Houston 38 (OT)**  
 January 3, 1993 • Rich Stadium

Warren Moon threw for 220 yards and four touchdowns in the first half as Houston jumped out to a 28-3 lead. Early in the third quarter, Oilers defensive back Bubba McDowell intercepted Frank Reich's first pass of the second half and returned it 58 yards for a touchdown as the Oilers took a commanding 32-point lead, 35-3. Then, Buffalo started the comeback, advancing 50 yards to score on Davis' 1-yard touchdown run to cut the deficit to 35-10. After a recovered onside kick by the Bills which led to a touchdown, and a 26-yard touchdown pass to wide receiver Andre Reed, the lead was trimmed to 35-24. On the Oilers' ensuing possession, Bills safety Henry Jones intercepted a pass from Moon which led to another touchdown pass from Reich to Reed. Kicker Al Del Greco attempted a field goal to increase the Oilers' lead, but the snap was fumbled. The Bills then scored on a 17-yard touchdown pass, taking the lead 38-35 with three minutes remaining in the game. A last minute drive ending in a 26-yard field goal from Del Greco would send the game into overtime. Early in overtime, Bills defensive back Nate Odomes intercepted a pass from Moon, setting up Steve Christie's 32-yard game-winning field goal.

<b>Buffalo</b> . . . . .	3	0	28	7	3	41
<b>Houston</b> . . . . .	7	21	7	3	0	38

TEAM	SCORING PLAY	QTR-LEFT
Oilers	H. Jeffries 3 pass from W. Moon (A. Del Greco kick)	1-5:51
Bills	S. Christie 36 field goal	1-1:24
Oilers	W. Slaughter 7 pass from W. Moon (A. Del Greco kick)	2-8:59
Oilers	C. Duncan 26 pass from W. Moon (A. Del Greco kick)	2-4:09
Oilers	H. Jeffries 27 pass from W. Moon (A. Del Greco kick)	2-0:14
Oilers	B. McDowell 58 INT return (A. Del Greco kick)	3-13:19
Bills	K. Davis 1 run (D. Christie, kick)	3-8:52
Bills	D. Beebe 38 pass from F. Reich (D. Christie kick)	3-7:56
Bills	A. Reed 26 pass from F. Reich (D. Christie kick)	3-4:21
Bills	A. Reed 18 pass from F. Reich (D. Christie kick)	3-2:00
Bills	A. Reed 17 pass from F. Reich (D. Christie kick)	4-3:08
Oilers	A. Del Greco 26 field goal	4-0:12
Bills	D. Christie 32 field goal	5-11:54

**Missed FG:** None  
**Attendance:** 75,141

	Bills	Oilers
First downs	19	27
3rd-down conversion-att	8-15-53%	6-14-43%
4th-down conversion-att	2-3-67%	2-3-67%
Total yards	366	429
Rushing yards	98	82
Passing yards	268	347
Passes-comp.-Int.	34-21-1	50-36-2
Punts-avg.	2-35	2-24.5
Punt return yards	0-0	1-7
Kickoff return yards	5-55	4-27
Fumbles-lost	0-0	2-0
Penalties-yards	4-30	4-30
Field goals made-att	2-2	1-1
Time of possession	25:27	37:39

OILERS		RUSHING				BILLS			
Att	Yds	Lg	TD	Att	Yds	Lg	TD		
W. Moon	2	7	5	0	T. Thomas	11	26	6	0
L. White	19	75	14	0	K. Davis	13	68	35	1
Montgomery	1	0	0	0	C. Gardner	1	5	5	0
					F. Reich	1	-1	-1	0
<b>TOTALS</b>	<b>22</b>	<b>82</b>	<b>14</b>	<b>0</b>	<b>TOTALS</b>	<b>26</b>	<b>98</b>	<b>35</b>	<b>1</b>

OILERS		PASSING				BILLS			
Att	Cmp	Yds	TD-I	Att	Cmp	Yds	TD-I		
W. Moon	50	36	371	4-2	F. Reich	34	21	289	4-1
<b>TOTALS</b>	<b>50</b>	<b>36</b>	<b>371</b>	<b>4-2</b>	<b>TOTALS</b>	<b>34</b>	<b>21</b>	<b>289</b>	<b>4-1</b>

OILERS		RECEIVING				BILLS			
Rec	Yds	Lg	TD	Rec	Yds	Lg	TD		
C. Duncan	8	57	26	1	P. Metzelaars	3	43	2	0
W. Slaughter	8	73	18	1	A. Reed	8	136	27	3
H. Jeffries	8	98	32	2	T. Thomas	2	-3	1	0
E. Givins	9	117	27	0	D. Beebe	4	64	38	1
L. Harris	2	15	9	0	J. Lofton	2	24	18	0
L. White	1	11	11	0	K. Davis	2	25	19	0
<b>TOTALS</b>	<b>36</b>	<b>371</b>	<b>32</b>	<b>4</b>	<b>TOTALS</b>	<b>21</b>	<b>289</b>	<b>38</b>	<b>4</b>

**INDIVIDUAL DEFENSE (press box stats)**

**OILERS** – Leading Tackler: A. Smith 4-3-7. Sacks: W. Fuller 2.0, S. Jones 1.0. Int.: B. McDowell 1. FF: None. FR: None.

**BILLS** – Leading Tackler: P. Hansen 10-0-10. Sacks: J. Wright 2.0, P. Hansen 1.0, D. Talley 1.0. Int.: H. Jones 1, N. Odomes 1. FF: D. Talley 1. FR: None.

**AFC DIVISIONAL PLAYOFF GAME – 1993**  
**Kansas City 28, Houston 20**  
 January 16, 1994 • Astrodome

Joe Montana threw three second-half touchdown passes, including two just 54 seconds apart in the fourth quarter, to rally the Chiefs past the Oilers. Houston, which entered the game with an 11-game winning streak, jumped out to a 10-0 lead in the opening quarter and still led 13-7 after Al Del Greco's 43-yard field goal with 9:37 remaining in the fourth quarter. But Kansas City marched 71 yards in only 59 seconds, the key play a 38-yard pass interference penalty against Oilers cornerback Cris Dishman, to take the lead for the first time on Montana's 11-yard touchdown pass to J.J. Birden. On the next play from scrimmage, Chiefs linebacker Derrick Thomas sacked Warren Moon, forcing a fumble that defensive tackle Dan Saleaumua recovered at the Oilers' 12-yard line. On third down, Montana's 18-yard touchdown pass to Willie Davis put Kansas City ahead 21-13 with 7:44 left. Houston drove 80 yards to a touchdown to pull within one point with 3:45 to go, but Marcus Allen's 21-yard touchdown run at the 1:55 mark sealed the Oilers' fate.

<b>Kansas City</b> . . . . .	0	0	7	21	28
<b>Houston</b> . . . . .	10	0	0	10	20

TEAM	SCORING PLAY	QTR-LEFT
Oilers	A. Del Greco 49 field goal	1-11:10
Oilers	C. Brown 2 run (A. Del Greco kick)	1-1:59
Chiefs	K. Cash 7 pass from J. Montana (N. Lowery kick)	3-10:19
Oilers	A. Del Greco 43 field goal	4-9:37
Chiefs	J. Birden 11 pass from J. Montana (N. Lowery kick)	4-8:38
Chiefs	W. Davis 18 pass from J. Montana (N. Lowery kick)	4-7:44
Oilers	E. Givins 7 pass from W. Moon (A. Del Greco kick)	4-3:35
Chiefs	M. Allen 21 run (N. Lowery kick)	4-1:55

**Missed FG:** None  
**Attendance:** 64,011

	Chiefs	Oilers
First downs	18	19
3rd-down conversion-att	6-12-50%	7-15-47%
4th-down conversion-att	0-1-0%	0-1-0%
Total yards	354	277
Rushing yards	71	39
Passing yards	283	238
Passes-comp.-Int.	38-22-2	43-32-1
Punts-avg.	3-45	5-48.6
Punt return yards	4-44	1-12
Kickoff return yards	2-38	3-50
Fumbles-lost	0-0	7-2
Penalties-yards	7-51	3-63
Field goals made-att	0-0	2-2
Time of possession	24:18	35:42

OILERS		RUSHING				CHIEFS			
Att	Yds	Lg	TD	Att	Yds	Lg	TD		
W. Moon	3	22	17	0	M. Allen	14	74	21	1
G. Brown	11	17	5	1	D. Krieg	2	-2	-1	0
					K. Anders	1	0	0	0
					J. Montana	1	-1	-1	0
<b>TOTALS</b>	<b>14</b>	<b>39</b>	<b>17</b>	<b>1</b>	<b>TOTALS</b>	<b>18</b>	<b>71</b>	<b>21</b>	<b>1</b>

OILERS		PASSING				CHIEFS			
Att	Cmp	Yds	TD-I	Att	Cmp	Yds	TD-I		
W. Moon	43	32	306	1-1	J. Montana	38	22	299	3-2
<b>TOTALS</b>	<b>43</b>	<b>32</b>	<b>306</b>	<b>1-1</b>	<b>TOTALS</b>	<b>38</b>	<b>22</b>	<b>299</b>	<b>3-2</b>

OILERS		RECEIVING				CHIEFS			
Rec	Yds	Lg	TD	Rec	Yds	Lg	TD		
H. Jeffries	9	88	28	0	J. Birden	6	60	14	1
E. Givins	7	63	15	1	W. Davis	5	96	36	1
G. Wellman	6	80	30	0	K. Cash	4	80	41	1
C. Duncan	6	49	14	0	T. Barnett	2	24	14	0
G. Brown	4	26	12	0	T. McNair	2	9	9	0
					M. Allen	1	12	12	0
					J. Hayes	1	9	9	0
					F. Jones	1	9	9	0
<b>TOTALS</b>	<b>32</b>	<b>306</b>	<b>30</b>	<b>1</b>	<b>TOTALS</b>	<b>22</b>	<b>299</b>	<b>41</b>	<b>3</b>

**INDIVIDUAL DEFENSE (press box stats)**

**OILERS** – Leading Tackler: B. Orlando 8-2-10. Sacks: W. Fuller 1.0, L. Lathon 1.0. Int.: S. Jackson 1, T. Hoage 1. FF: None. FR: None.

**CHIEFS** – Leading Tackler: A. Lewis 8-0-8, M. Bayless 6-2-8, C. Mincy 6-2-8. Sacks: A. Lewis 2.0, D. Thomas 2.0, B. Thompson 2.0, N. Smith 1.0, J. Phillips 1.0. Int.: C. Mincy 1. FF: None. FR: Saleaumua 1.



## PLAYOFF GAME SUMMARIES

### AFC WILD CARD PLAYOFF GAME – 1999 Tennessee 22, Buffalo 16 January 8, 2000 • Adelphia Coliseum

One of the most memorable finishes in NFL playoff history gave the Titans the franchise's first playoff win since 1991, a 22-16 stunner over the visiting Buffalo Bills. After Steve Christie kicked a 41-yard field goal to give Buffalo a 16-15 lead with 16 seconds remaining, Kevin Dyson returned a Frank Wycheck lateral on the ensuing kickoff 75 yards for a touchdown with three seconds left in the game. The play, quickly dubbed as the "Music City Miracle," gave Tennessee a 22-16 lead that turned into a victory after Buffalo's last-ditch hopes for a matching return touchdown were thwarted. Eddie George paced Tennessee's offense with a 29-carry, 106-yard performance. The victory, in front of a franchise-record crowd at Adelphia Coliseum, allowed the franchise to advance to the AFC Divisional Playoffs for the first time since 1993. The Titans took a 12-0 lead into intermission, but the Bills stormed back behind two touchdowns from Antowain Smith that gave Buffalo a 13-12 lead with 11:08 remaining. Al Del Greco's 36-yard field goal gave the Titans a 15-13 lead with 1:48 remaining, setting up the game's final dramatic moments.

Buffalo	0	0	7	9	16
Tennessee	0	12	0	10	22

TEAM	SCORING PLAY	QTR-LEFT
Titans	R. Johnson sacked by J. Kearse for safety	2-11:19
Titans	S. McNair 1 run (A. Del Greco kick)	2-7:55
Titans	A. Del Greco 40 field goal	2-0:00
Bills	A. Smith 4 run (S. Christie kick)	3-12:28
Bills	A. Smith 1 run (Two-pt. attempt failed)	4-11:08
Titans	A. Del Greco 36 field goal	4-1:48
Bills	S. Christie 41 field goal	4-0:16
Titans	K. Dyson 75 kickoff return (A. Del Greco kick)	4-0:03

**Missed FG:** A. Del Greco 43W/L  
**Attendance:** 66,782

	Bills	Titans
First downs	13	16
3rd-down conversion-att	5-13-38%	4-16-25%
4th-down conversion-att	0-0-0%	0-0-0%
Total Yards	219	194
Rushing yards	123	139
Passing yards	96	55
Passes-comp.-Int.	22-10-0	24-13-0
Punts-avg.	8-38.5	7-41
Punt return yards	3-10	6-32
Kickoff return yards	4-73	5-192
Fumbles-lost	2-2	2-1
Penalties-yards	10-59	2-12
Field goals made-att	1-2	2-2
Time of possession	24:54	35:06

RUSHING									
TITANS	Att	Yds	Lg	TD	BILLS	Att	Yds	Lg	TD
E. George	29	106	9	0	A. Smith	14	79	44	2
S. McNair	6	19	10	1	J. Linton	5	25	12	0
R. Thomas	4	14	13	0	T. Thomas	5	10	9	0
					R. Johnson	3	9	4	0
<b>TOTALS</b>	<b>39</b>	<b>139</b>	<b>13</b>	<b>1</b>	<b>TOTALS</b>	<b>27</b>	<b>123</b>	<b>44</b>	<b>2</b>

PASSING									
TITANS	Att	Cmp	Yds	TD-I	BILLS	Att	Cmp	Yds	TD-I
S. McNair	24	13	76	0-1	R. Johnson	22	10	131	0-0
<b>TOTALS</b>	<b>24</b>	<b>13</b>	<b>76</b>	<b>0-1</b>	<b>TOTALS</b>	<b>22</b>	<b>10</b>	<b>131</b>	<b>0-0</b>

RECEIVING									
TITANS	Rec	Yds	Lg	TD	BILLS	Rec	Yds	Lg	TD
F. Wycheck	4	29	14	0	P. Price	5	62	15	0
J. Harris	4	20	10	0	E. Moulds	3	62	37	0
E. George	2	4	3	0	S. Gash	1	6	6	0
C. Sanders	1	11	11	0	B. Collins	1	1	1	0
Y. Thigpen	1	8	8	0					
K. Dyson	1	4	4	0					
<b>TOTALS</b>	<b>13</b>	<b>76</b>	<b>14</b>	<b>0</b>	<b>TOTALS</b>	<b>10</b>	<b>131</b>	<b>37</b>	<b>0</b>

#### INDIVIDUAL DEFENSE (press box stats)

**TITANS** – Leading Tackler: B. Bishop 6-1-7. Sacks: J. Kearse 2.0, J. Fisk 1.0, S. Rolle 1.0, J. Evans 1.0, K. Holmes 1.0. Int.: None. FF: J. Kearse 1. FR: B. Wortham 1.  
**BILLS** – Leading Tackler: J. Holecek 10-3-13. Sacks: B. Smith 2.5, P. Hansen 0.5. Int.: A. Winfield 1. FF: K. Schulz 1. FR: P. Hansen 1.

### AFC DIVISIONAL PLAYOFF GAME – 1999 Tennessee 19, Indianapolis 16 January 16, 2000 • RCA Dome

Eddie George ran for a franchise playoff-record 162 yards and a touchdown as the Tennessee Titans advanced to their first AFC Championship Game since 1979 with a 19-16 victory over the Indianapolis Colts at the RCA Dome. George's 68-yard touchdown run on the first drive of the third quarter gave the Titans the lead for good, and Tennessee's defense held rookie standout Edgerrin James to only 56 yards rushing on 20 carries. Al Del Greco set franchise post-season records for field goals in a game and a career, kicking two of his four field goals in each half to give him 11 for his career. Indiana native Blaine Bishop led the inspired Tennessee defense with 11 tackles and two passes defensed, and the defensive unit as a whole held Peyton Manning in check, with the second-year signal caller completing only 19 of 43 passes for 227 yards in the loss. The Colts pulled within three points with 1:51 remaining on Manning's 15-yard TD run, but Yancey Thigpen sealed Tennessee's victory by recovering Danny Knight's ensuing onside kick.

Indianapolis	3	6	0	7	16
Tennessee	0	6	7	6	19

TEAM	SCORING PLAY	QTR-LEFT
Colts	M. Vanderjagt 40 field goal	1-7:13
Titans	A. Del Greco 49 field goal	2-14:56
Colts	M. Vanderjagt 40 field goal	2-5:38
Titans	A. Del Greco 37 field goal	2-3:15
Colts	M. Vanderjagt 34 field goal	2-0:01
Titans	E. George 68 run (A. Del Greco kick)	3-13:19
Titans	A. Del Greco 25 field goal	4-12:57
Titans	A. Del Greco 43 field goal	4-4:19
Colts	P. Manning 15 run (M. Vanderjagt kick)	4-1:51

**Missed FG:** None  
**Attendance:** 57,097

	Colts	Titans
First downs	19	13
3rd-down conversion-att	5-15-33%	3-14-21%
4th-down conversion-att	0-1-0%	0-0-0%
Total yards	305	309
Rushing yards	78	197
Passing yards	227	112
Passes-comp.-Int.	43-19-0	24-13-0
Punts-avg.	7-48.6	5-52
Punt return yards	2-24	3-49
Kickoff return yards	6-87	2-47
Fumbles-lost	1-0	1-1
Penalties-yards	7-60	9-78
Field goals made-att	3-3	4-4
Time of possession	28:55	31:05

RUSHING									
TITANS	Att	Yds	Lg	TD	COLTS	Att	Yds	Lg	TD
E. George	26	162	68	1	E. James	20	56	14	0
S. McNair	7	35	29	0	P. Manning	2	22	15	1
<b>TOTALS</b>	<b>33</b>	<b>197</b>	<b>68</b>	<b>1</b>	<b>TOTALS</b>	<b>22</b>	<b>78</b>	<b>15</b>	<b>1</b>

PASSING									
TITANS	Att	Cmp	Yds	TD-I	COLTS	Att	Cmp	Yds	TD-I
S. McNair	24	13	112	0-0	P. Manning	43	19	227	0-0
<b>TOTALS</b>	<b>24</b>	<b>13</b>	<b>112</b>	<b>0-0</b>	<b>TOTALS</b>	<b>43</b>	<b>19</b>	<b>227</b>	<b>0-0</b>

RECEIVING									
TITANS	Rec	Yds	Lg	TD	COLTS	Rec	Yds	Lg	TD
Y. Thigpen	3	19	7	0	M. Harrison	5	65	25	0
F. Wycheck	3	16	6	0	J. Pathon	5	44	13	0
E. George	3	14	6	0	T. Wilkins	4	55	23	0
C. Sanders	2	38	26	0	K. Dilger	2	12	7	0
K. Dyson	2	25	15	0	E.G. Green	1	33	33	0
					M. Pollard	1	10	10	0
					E. James	1	8	8	0
<b>TOTALS</b>	<b>13</b>	<b>112</b>	<b>26</b>	<b>0</b>	<b>TOTALS</b>	<b>19</b>	<b>227</b>	<b>33</b>	<b>0</b>

#### INDIVIDUAL DEFENSE (press box stats)

**TITANS** – Leading Tackler: B. Bishop 6-1-7. Sacks: None. Int.: None. FF: D. Sidney 1. FR: None.  
**COLTS** – Leading Tackler: M. Barber 9-1-10. Sacks: None. Int.: None. FF: None. FR: M. Thomas 1.

## PLAYOFF GAME SUMMARIES

**AFC CHAMPIONSHIP GAME – 1999**  
**Tennessee 33, Jacksonville 14**  
**January 23, 2000 • Alltel Stadium**

The Titans advanced to the Super Bowl for the first time in franchise history by defeating the Jacksonville Jaguars for the third time in the same season, 33-14, at Alltel Stadium. Steve McNair ran for 91 yards and two second-half touchdowns, combining with Eddie George for 177 yards rushing on the afternoon. The Titans' defense turned in a dominant performance, forcing six Jacksonville turnovers, including two fumbles and two interceptions from Mark Brunell. Jacksonville led 14-7 on a 33-yard TD run by James Stewart. But the Titans then scored 26 unanswered points, including an Al Del Greco 34-yard field goal that cut the Jaguar lead to 14-10 at halftime. McNair scored on a 1-yard run with 9:24 remaining in the third quarter, and after Mark Brunell was dropped for a safety, Derrick Mason ran the ensuing free kick 80 yards for a touchdown. McNair scored his second touchdown of the game with seven minutes remaining, sealing the 33-14 outcome. The win gave the Titans their first AFC Championship since the AFL-NFL merger, and advanced them to Super Bowl XXXIV against St. Louis.

<b>Jacksonville</b> . . . . .	7	7	0	0	14
<b>Tennessee</b> . . . . .	7	3	16	7	33

TEAM	SCORING PLAY	QTR-LEFT
Jaguars	K. Brady 7 pass from M. Brunell (M. Hollis kick)	1-11:20
Titans	Y. Thigpen 9 pass from S. McNair (A. Del Greco kick)	1-5:30
Jaguars	J. Stewart 33 run (M. Hollis kick)	2-4:36
Titans	A. Del Greco 34 field goal	2-0:20
Titans	S. McNair 1 run (A. Del Greco kick)	3-9:24
Titans	M. Brunell sacked by J. Evans & J. Fisk for safety	3-5:13
Titans	D. Mason 80 kickoff return (A. Del Greco kick)	3-4:56
Titans	S. McNair 1 run (A. Del Greco kick)	4-6:59

**Missed FG:** None  
**Attendance:** 75,206

	Jaguars	Titans
First downs	20	17
3rd-down conversion-att	3-10-30%	3-10-30%
4th-down conversion-att	0-2-0%	0-0-0%
Total yards	360	289
Rushing yards	144	177
Passing yards	216	112
Passes-comp.-Int.	38-19-2	23-14-1
Punts-avg.	3-45.3	5-39.8
Punt return yards	3-2	2-14
Kickoff return yards	6-80	4-174
Fumbles-lost	5-4	5-3
Penalties-yards	9-100	5-39
Field goals made-att	0-0	1-1
Time of possession	28:24	31:36

RUSHING									
TITANS	Att	Yds	Lg	TD	JAGUARS	Att	Yds	Lg	TD
S. McNair	9	91	51	2	F. Taylor	19	110	31	0
E. George	25	86	20	0	J. Stewart	3	35	33	1
					M. Brunell	1	-1	-1	0
<b>TOTALS</b>	<b>34</b>	<b>177</b>	<b>51</b>	<b>2</b>	<b>TOTALS</b>	<b>23</b>	<b>144</b>	<b>33</b>	<b>1</b>

PASSING									
TITANS	Att	Cmp	Yds	TD-I	JAGUARS	Att	Cmp	Yds	TD-I
S. McNair	23	14	112	1-1	M. Brunell	38	19	226	1-2
<b>TOTALS</b>	<b>23</b>	<b>14</b>	<b>112</b>	<b>1-1</b>	<b>TOTALS</b>	<b>38</b>	<b>19</b>	<b>226</b>	<b>1-2</b>

RECEIVING									
TITANS	Rec	Yds	Lg	TD	JAGUARS	Rec	Yds	Lg	TD
J. Harris	3	33	15	0	K. McCardell	6	67	18	0
E. George	3	19	15	0	J. Smith	5	92	37	0
I. Byrd	2	19	11	0	K. Brady	5	44	17	1
Y. Thigpen	2	16	9	1	F. Taylor	2	16	9	0
F. Wycheck	2	12	8	0	D. Jones	1	7	7	0
K. Dyson	1	12	1	0					
L. Neal	1	1	1	0					
<b>TOTALS</b>	<b>14</b>	<b>112</b>	<b>15</b>	<b>1</b>	<b>TOTALS</b>	<b>19</b>	<b>226</b>	<b>37</b>	<b>1</b>

**INDIVIDUAL DEFENSE (press box stats)**

**TITANS** – Leading Tackler: E. Robinson 6-1-7. Sacks: B. Bishop 1.0, K. Holmes 1.0, J. Evans 0.5, J. Fisk 0.5. Int.: M. Robertson 1, D. Mitchell 1. FF: E. Robinson 2, B. Bishop 1, K. Holmes 1. FR: D. Walker 1, J. Kearse 1, J. Fisk 1.  
**JAGUARS**– Leading Tackler: K. Hardy 6-4-10. Sacks: T. Brackens 1.0. Int.: F. Bryant 1. FF: T. Brackens 1, L. Marts 1, K. Hardy 1. FR: L. Marts 1, T. Brackens 1.

**SUPER BOWL XXXIV – 1999**  
**St. Louis 23, Tennessee 16**  
**January 30, 2000 • Georgia Dome**

The Titans' magical season ended at the Georgia Dome, as receiver Kevin Dyson was stopped just short of the goal line on the game's last play by Rams linebacker Mike Jones in a 23-16 St. Louis victory. The play ended an inspired two-minute drive led by Steve McNair, who broke Super Bowl records for rushing yards by a quarterback in both one game and one play for the Titans. The Rams held a 9-0 lead at halftime, extending their lead to 16-0 on a nine yard TD reception by Torry Holt with 7:20 left in the third quarter. The Titans charged back on two touchdown runs by Eddie George, and tied the score at 16 on a 43-yard Al Del Greco field goal with 2:12 remaining. On the first play of the ensuing drive, Isaac Bruce broke free and scored on a 73-yard touchdown pass from Kurt Warner, giving the Rams a seven-point advantage. McNair then led a 12-play, 87-yard drive that culminated in the completion to Dyson. McNair's prolific day included 64 yards rushing. George, meanwhile, rushed for 95 yards to become the Titans' career playoff rushing leader.

<b>St. Louis</b> . . . . .	3	6	7	7	23
<b>Tennessee</b> . . . . .	0	0	6	10	16

TEAM	SCORING PLAY	QTR-LEFT
Rams	J. Wilkins 27 yd. field goal	1-3:00
Rams	J. Wilkins 29 yd. field goal	2-4:16
Rams	J. Wilkins 28 yd. field goal	2-0:15
Rams	T. Holt 9 yd. pass from K. Warner (J. Wilkins kick)	3-7:20
Titans	E. George 1 yd. run (two-pt attempt failed)	3-0:14
Titans	E. George 2 yd. run (A. Del Greco kick)	4-7:21
Titans	Del Greco 43 yd. field goal	4-2:12
Rams	I. Bruce 73 yd. pass from K. Warner (J. Wilkins kick)	4-1:54

**Missed FG:** J. Wilkins 34WR, A. Del Greco 47WL, 47B  
**Attendance:** 72,625

	Rams	Titans
First downs	23	27
3rd-down conversion-att	5-12-42%	6-13-46%
4th-down conversion-att	0-1-0%	1-1-100%
Total yards	436	367
Rushing yards	29	159
Passing yards	407	208
Passes-comp.-Int.	45-24-0	36-22-0
Punts-avg.	2-38.2	3-43
Punt return yards	2-8	1-1
Kickoff return yards	4-55	5-122
Fumbles-lost	2-0	1-0
Penalties-yards	8-60	7-45
Field goals made-att	3-4	1-3
Time of possession	23:34	36:26

RUSHING											
TITANS	Att	Yds	Lg	TD	RAMS	Att	Yds	Lg	TD		
E. George	28	95	13	2	M. Faulk	10	17	4	0		
S. McNair	8	64	23	0	R. Holcombe	1	11	11	0		
					K. Warner	1	1	1	0		
					M. Horan	1	0	0	0		
<b>TOTALS</b>	<b>36</b>	<b>159</b>	<b>23</b>	<b>2</b>	<b>TOTALS</b>	<b>13</b>	<b>29</b>	<b>11</b>	<b>0</b>		

PASSING											
TITANS	Att	Cmp	Yds	TD-I	RAMS	Att	Cmp	Yds	TD-I		
S. McNair	36	22	214	0-0	K. Warner	45	24	414	2-0		
<b>TOTALS</b>	<b>36</b>	<b>22</b>	<b>214</b>	<b>0-0</b>	<b>TOTALS</b>	<b>45</b>	<b>24</b>	<b>414</b>	<b>2-0</b>		

RECEIVING											
TITANS	Rec	Yds	Lg	TD	RAMS	Rec	Yds	Lg	TD		
J. Harris	7	64	21	0	T. Holt	7	109	32	1		
F. Wycheck	5	35	13	0	I. Bruce	6	162	73	1		
K. Dyson	4	41	16	0	M. Faulk	5	90	52	0		
E. George	2	35	32	0	A. Hakim	1	17	17	0		
I. Byrd	2	21	21	0	E. Conwell	1	16	16	0		
D. Mason	2	18	9	0	R. Proehl	1	11	11	0		
					R. Williams	1	9	9	0		
					R. Holcombe	1	1	1	0		
					F. Miller	1	-1	-1	0		
<b>TOTALS</b>	<b>22</b>	<b>214</b>	<b>32</b>	<b>0</b>	<b>TOTALS</b>	<b>24</b>	<b>414</b>	<b>73</b>	<b>2</b>		

**INDIVIDUAL DEFENSE (press box stats)**

**TITANS** – Leading Tackler: B. Bishop 4-1-5, A. Dorsett 1-4-5. Sacks: J. Fisk 1.0. Int.: None. FF: None. FR: None.  
**RAMS**– Leading Tackler: B. Jenkins 9-3-12. Sacks: K. Carter 1.0. Int.: None. FF: B. Jenkins 1. FR: None.

## PLAYOFF GAME SUMMARIES

### AFC DIVISIONAL PLAYOFF GAME – 2000 Baltimore 24, Tennessee 10 January 7, 2001 • Adelphia Coliseum

The Baltimore Ravens used big plays on defense and special teams to advance to the AFC Championship Game with a 24-10 victory over the Tennessee Titans at Adelphia Coliseum. Anthony Mitchell returned a blocked Al Del Greco field goal attempt 90 yards for a touchdown to break a 10-10 tie, and NFL Defensive Player of the Year Ray Lewis returned an interception 50 yards for a touchdown to seal Baltimore's win with 6:41 remaining in the fourth quarter. The Titans took control of the game early, as Eddie George capped off an opening drive that spanned 11 plays and 58 yards with a two-yard touchdown run. Regardless of the final score, it was a dominant performance by the Tennessee defense, as they held the Ravens to six first downs, 134 total yards, and only five completions by Baltimore quarterback Trent Dilfer. Offensively, the Titans dominated Baltimore in first downs (23 to 6), rushing yards (126 to 49) and passing yards (191 to 85), but Baltimore's big plays were ultimately too much to overcome. The loss ended the Titans' reign as AFC Champions and their season at 13-4.

Baltimore	0	7	3	14	24
Tennessee	7	0	3	0	10

TEAM	SCORING PLAY	QTR-LEFT
Titans	E. George 2 run (A. Del Greco kick)	1-7:43
Ravens	Ja. Lewis 1 run (M. Stover kick)	2-9:46
Titans	A. Del Greco 21 field goal	3-8:14
Ravens	M. Stover 38 field goal	3-3:05
Ravens	A. Mitchell 90 field goal return (M. Stover kick)	4-12:12
Ravens	R. Lewis 50 interception return (M. Stover kick)	4-6:41

**Missed FG:** A. Del Greco 45B, 31LU, 37B

**Attendance:** 68,527

	Ravens	Titans
First downs	6	23
3rd-down conversion-att	2-11-18%	5-16-31%
4th-down conversion-att	0-0-0%	0-2-0%
Total yards	134	317
Rushing yards	49	126
Passing yards	85	191
Passes-comp.-Int.	17-5-0	47-25-1
Punts-avg.	8-27.6	5-37.8
Punt return yards	1-4	2-5
Kickoff return yards	3-69	4-55
Fumbles-lost	0-0	0-0
Penalties-yards	7-50	6-55
Field goals made-att	1-1	1-4
Time of possession	19:31	40:29

RUSHING									
TITANS	Att	Yds	Lg	TD	RAVENS	Att	Yds	Lg	TD
E. George	27	91	15	1	Ja. Lewis	17	47	14	1
S. McNair	5	31	11	0	T. Dilfer	4	1	4	0
R. Thomas	1	4	4	0	Je. Lewis	1	1	1	0
					S. Gash	1	0	0	0
<b>TOTALS</b>	<b>33</b>	<b>126</b>	<b>15</b>	<b>1</b>	<b>TOTALS</b>	<b>23</b>	<b>49</b>	<b>14</b>	<b>1</b>

PASSING									
TITANS	Att	Cmp	Yds	TD-I	RAVENS	Att	Cmp	Yds	TD-I
S. McNair	46	24	176	0-1	T. Dilfer	16	5	117	0-0
N. O'Donnell	1	1	19	0-0	T. Banks	1	0	0	0-0
<b>TOTALS</b>	<b>47</b>	<b>25</b>	<b>195</b>	<b>0-1</b>	<b>TOTALS</b>	<b>17</b>	<b>5</b>	<b>117</b>	<b>0-0</b>

RECEIVING									
TITANS	Rec	Yds	Lg	TD	RAVENS	Rec	Yds	Lg	TD
E. George	8	5	10	0	Q. Ismail	3	53	33	0
D. Mason	7	88	19	0	S. Sharpe	1	56	56	0
F. Wycheck	5	31	13	0	B. Stokley	1	8	8	0
Y. Thigpen	3	25	11	0					
E. Kinney	1	9	9	0					
S. McNair	1	-10	-10	0					
<b>TOTALS</b>	<b>25</b>	<b>195</b>	<b>19</b>	<b>0</b>	<b>TOTALS</b>	<b>5</b>	<b>117</b>	<b>56</b>	<b>0</b>

#### INDIVIDUAL DEFENSE (press box stats)

**TITANS** – Leading Tackler: R. Godfrey 7-2-9. Sacks: R. Godfrey 1.0, J. Fisk 1.0, H. Ford 1.0. Int.: None. FF: None. FR: None.

**RAVENS** – Leading Tackler: R. Lewis 9-3-12. Sacks: S. Adams 1.0. Int.: R. Lewis 1. FF: None. FR: None.

### AFC DIVISIONAL PLAYOFF GAME – 2002 Tennessee 34, Pittsburgh 31 (OT) January 11, 2003 • Adelphia Coliseum

Joe Nedney got a chance for redemption and made a 26-yard field goal 2:15 into overtime that gave the Titans a bruising 34-31 playoff victory over the Pittsburgh Steelers. The kick was the result of a penalty on the previous play by cornerback Dewayne Washington. He drew a 5-yard flag for running into Nedney, giving the kicker another chance after he hooked a 31-yard attempt wide right. Titans quarterback Steve McNair passed for 338 yards and two touchdowns in the game, while tight end Frank Wycheck set a career high with 123 yards on 10 receptions. The Titans scored the game's first 14 points on McNair and Eddie George runs before the Steelers responded with 20 unanswered points. Wycheck and Erron Kinney each caught touchdown passes in the second half. Nedney's game-winner gave the Titans their first victory in four playoff games against Pittsburgh and propelled them into the AFC Championship Game at Oakland.

Pittsburgh	0	13	7	11	0	31
Tennessee	14	0	14	3	3	34

TEAM	SCORING PLAY	QTR-LEFT
Titans	S. McNair 8 run (J. Nedney kick)	1-11:01
Titans	E. George 1 run (J. Nedney kick)	1-0:17
Steelers	H. Ward 8 pass from T. Maddox (J. Reed kick)	2-9:29
Steelers	J. Reed 30 field goal	2-6:47
Steelers	J. Reed 39 field goal	2-0:00
Steelers	A. Zereoue 31 run (J. Reed kick)	3-14:37
Titans	F. Wycheck 7 pass from S. McNair (J. Nedney kick)	3-9:37
Titans	E. Kinney 2 pass from S. McNair (J. Nedney kick)	3-4:38
Steelers	H. Ward 21 pass from T. Maddox (H. Ward to P. Burress pass)	4-10:09
Steelers	J. Reed 40 yd. field goal	4-8:30
Titans	J. Nedney 42 yd. field goal	4-5:40
Titans	J. Nedney 26 yd. field goal	5-12:45

**Missed FG:** J. Reed 44WL, J. Nedney 48WR

**Attendance:** 68,809

	Steelers	Titans
First downs	21	29
3rd-down conversion-att	4-14-29%	12-18-67%
4th-down conversion-att	0-0-0%	1-1-100%
Total yards	324	430
Rushing yards	67	99
Passing yards	257	331
Passes-comp.-Int.	42-21-1	45-27-2
Punts-avg.	6-31.8	4-28.8
Punt return yards	2-14	1-9
Kickoff return yards	6-138	7-116
Fumbles-lost	0-0	2-2
Penalties-yards	6-41	8-92
Field goals made-att	3-4	2-3
Time of possession	24:43	37:32

RUSHING									
TITANS	Att	Yds	Lg	TD	STEELERS	Att	Yds	Lg	TD
E. George	15	33	9	1	A. Zereoue	14	49	31	1
S. McNair	8	29	8	1	A. Randle El	1	11	11	0
D. Mason	2	20	16	0	J. Bettis	3	6	4	0
R. Holcombe	11	17	11	0	H. Ward	2	1	1	0
<b>TOTALS</b>	<b>36</b>	<b>99</b>	<b>16</b>	<b>2</b>	<b>TOTALS</b>	<b>20</b>	<b>67</b>	<b>31</b>	<b>1</b>

PASSING									
TITANS	Att	Cmp	Yds	TD-I	STEELERS	Att	Cmp	Yds	TD-I
S. McNair	44	27	338	2-2	T. Maddox	41	21	266	2-1
N. O'Donnell	1	0	0	0-0	A. Randle El	1	0	0	0-0
<b>TOTALS</b>	<b>45</b>	<b>27</b>	<b>338</b>	<b>2-0</b>	<b>TOTALS</b>	<b>42</b>	<b>21</b>	<b>266</b>	<b>2-1</b>

RECEIVING									
TITANS	Rec	Yds	Lg	TD	STEELERS	Rec	Yds	Lg	TD
F. Wycheck	10	123	39	1	H. Ward	7	82	21	2
D. Bennett	7	85	20	0	A. Randle El	4	53	30	0
D. Mason	5	47	18	0	T. Mathis	3	40	22	0
J. McCareins	2	53	31	0	P. Burress	2	62	40	0
E. Kinney	2	20	18	1	D. Kreider	2	14	8	0
R. Holcombe	1	10	10	0	A. Zereoue	2	10	6	0
					C. Ma'afala	1	5	5	0
<b>TOTALS</b>	<b>27</b>	<b>338</b>	<b>39</b>	<b>2</b>	<b>TOTALS</b>	<b>21</b>	<b>266</b>	<b>40</b>	<b>2</b>

#### INDIVIDUAL DEFENSE (press box stats)

**TITANS** – Leading Tackler: K. Bulluck 5-4-9. Sacks: D. Mitchell 1.0. Int.: S. Rolle 1. FF: None. FR: None.

**STEELERS** – Leading Tackler: L. Flowers 9-2-11, L. Foote 7-4-11. Sacks: K. Von Oelhoffen 1.0. Int.: D. Townsend 1, C. Scott 1. FF: C. Hampton 1. FR: L. Flowers 1, A. Smith 1.

## PLAYOFF GAME SUMMARIES

### AFC CHAMPIONSHIP GAME – 2002 Oakland 41, Tennessee 24 January 19, 2003 • Network Associates Stadium

The Raiders scored 14 unanswered points in the fourth quarter, closing out the Titans 41-24 to advance to Super Bowl XXXVII against Tampa Bay. Steve McNair's second rushing touchdown of the game pulled Tennessee within 27-24 at the end of the third quarter, but Rich Gannon scored on a 2-yard run and Zack Crockett added a 7-yard scoring run, ending a drive that consumed 6:29 on the clock late in the contest. The game's momentum changed before halftime when Oakland turned back-to-back fumbles by Tennessee into 10 points to close out the first half, taking a 24-17 lead at intermission. The Titans had scored 10 unanswered points to take their first lead of the game, 17-14, on McNair's 9-yard rushing touchdown. But a fumble by Robert Holcombe turned into a 1-yard touchdown pass from Gannon to Doug Jolley two plays later. Then John Simon fumbled the ensuing kickoff which Sebastian Janikowski turned into a 43-yard field goal as time expired at intermission.

Tennessee	.....	7	10	7	0	24
Oakland	.....	14	10	3	14	41

TEAM	SCORING PLAY	QTR-LEFT
Raiders	J. Porter 3 pass from R. Gannon (S. Janikowski kick)	1-10:59
Titans	D. Bennett 33 pass from S. McNair (J. Nedney kick)	1-5:59
Raiders	C. Garner 12 pass from R. Gannon (S. Janikowski kick)	1-2:47
Titans	J. Nedney 29 field goal	2-12:39
Titans	S. McNair 9 run (J. Nedney kick)	2-2:47
Raiders	S. Jolley 1 pass from R. Gannon (S. Janikowski kick)	2-1:00
Raiders	S. Janikowski 43 field goal	2-0:00
Raiders	S. Janikowski 32 field goal	3-4:29
Titans	S. McNair 13 run (C. Hentrich kick)	3-0:31
Raiders	R. Gannon 2 run (S. Janikowski kick)	4-11:27
Raiders	Z. Crockett 7 run (S. Janikowski kick)	4-3:25

Missed FG: None  
Attendance: 62,544

	Raiders	Titans
First downs	25	28
3rd-down conversion-att	4-9-44%	6-12-50%
4th-down conversion-att	0-0-0%	0-2-0%
Total yards	375	312
Rushing yards	89	138
Passing yards	286	174
Passes-comp.-Int.	41-29-0	36-21-0
Punts-avg.	3-40	3-32.0
Punt return yards	0-0	1-11
Kickoff return yards	5-143	7-131
Fumbles-lost	3-1	2-2
Penalties-yards	14-127	7-60
Field goals made-att	2-2	1-1
Time of possession	26:25	33:35

RUSHING									
TITANS	Att	Yds	Lg	TD	RAIDERS	Att	Yds	Lg	TD
E. George	15	67	17	0	R. Gannon	8	41	14	1
S. McNair	5	53	16	2	C. Garner	7	36	18	0
R. Holcombe	9	24	7	0	Z. Crockett	1	7	7	1
C. Hentrich	1	-6	-6	0	T. Wheatley	1	5	5	0
<b>TOTALS</b>	<b>30</b>	<b>138</b>	<b>17</b>	<b>2</b>	<b>TOTALS</b>	<b>17</b>	<b>89</b>	<b>18</b>	<b>2</b>

PASSING									
TITANS	Att	Cmp	Yds	TD-I	RAIDERS	Att	Cmp	Yds	TD-I
S. McNair	36	21	194	1-0	R. Gannon	41	29	286	3-0
<b>TOTALS</b>	<b>36</b>	<b>21</b>	<b>194</b>	<b>1-0</b>	<b>TOTALS</b>	<b>41</b>	<b>29</b>	<b>286</b>	<b>3-0</b>

RECEIVING									
TITANS	Rec	Yds	Lg	TD	RAIDERS	Rec	Yds	Lg	TD
D. Mason	5	41	14	0	T. Brown	9	73	14	0
R. Holcombe	5	25	9	0	C. Garner	7	55	17	1
F. Wycheck	4	41	18	0	J. Rice	5	79	29	0
D. Bennett	3	58	33	1	J. Porter	4	52	31	1
E. Kinney	2	15	14	0	D. Jolley	3	13	7	1
E. George	1	9	9	0	J. Ritchie	1	14	14	0
E. Berlin	1	5	5	0					
<b>TOTALS</b>	<b>21</b>	<b>194</b>	<b>33</b>	<b>1</b>	<b>TOTALS</b>	<b>29</b>	<b>286</b>	<b>31</b>	<b>3</b>

#### INDIVIDUAL DEFENSE (press box stats)

**TITANS** – Leading Tackler: D. Mitchell 7-1-8. Sacks: None. Int.: None. FF: T. Williams 1, K. Carter 1. FR: S. Rolle 1.  
**RAIDERS** – Leading Tackler: E. Barton 7-1-8, C. Woodson 5-3-8. Sacks: N. Harris 1, J. Parrella 1. Int.: None. FF: E. Barton 1. FR: A. Dorsett 1.

### AFC WILD CARD PLAYOFF GAME – 2003 Tennessee 20, Baltimore 17 January 3, 2004 – M&T Bank Stadium

NFL career scoring leader Gary Anderson kicked a 46-yard field goal with 29 seconds left after a courageous effort by a limping Steve McNair, giving the Titans a 20-17 victory in the first-round AFC Wild Card playoff game. McNair, named the league's co-MVP just 24 hours before kickoff, engineered an eight-play, 35-yard drive to set up the winning kick, and Eddie George finished with 88 yards on 25 carries, despite playing with a dislocated shoulder in the second half. In the process, Tennessee snapped a five-game losing streak against the Ravens. The Titans held 2003 NFL rushing champion Jamal Lewis to a season-low 35 yards. The Titans got the better of Ravens linebacker Ray Lewis, the AP NFL Defensive Player of the Year. George ran repeatedly at him all game, dispelling any myth that Lewis owned the 1-on-1 battle. The Titans took a 14-10 lead in the third quarter when McNair threw a 49-yard touchdown pass to Justin McCareins. Tennessee took a 7-0 lead in the first quarter on Chris Brown's first career touchdown from six yards out. The Titans held Lewis to 12 yards rushing on seven carries in the first half and outgained Baltimore 108-15 in the first quarter.

Tennessee	.....	7	0	7	6	20
Baltimore	.....	7	3	0	7	17

TEAM	SCORING PLAY	QTR-LEFT
Titans	C. Brown 6 run (G. Anderson kick)	1-8:54
Ravens	W. Demps 56 interception return (M. Stover kick)	1-6:12
Ravens	M. Stover 43 field goal	2-1:55
Titans	J. McCareins 49 pass from S. McNair (G. Anderson kick)	3-7:59
Titans	G. Anderson 45 field goal	4-9:13
Ravens	T. Heap 35 pass from A. Wright (M. Stover kick)	4-4:30
Titans	G. Anderson 46 field goal	4-0:29

Missed FG: None  
Attendance: 69,452

	Ravens	Titans
First downs	12	16
3rd-down conversion-att	3-12-25%	6-15-40%
4th-down conversion-att	0-0-0%	0-0-0%
Total yards	255	324
Rushing yards	54	165
Passing yards	201	159
Passes-comp.-Int.	37-20-2	23-14-3
Punts-avg.	8-48.8	6-44.7
Punt return yards	2-2	6-70
Kickoff return yards	4-79	4-61
Fumbles-lost	1-0	0-0
Penalties-yards	8-70	6-55
Field goals made-att	1-1	2-2
Time of possession	24:52	35:08

RUSHING									
TITANS	Att	Yds	Lg	TD	RAVENS	Att	Yds	Lg	TD
E. George	25	88	13	0	J. Lewis	14	35	8	0
C. Brown	11	61	16	1	A. Wright	2	19	11	0
S. McNair	4	16	9	0					
<b>TOTALS</b>	<b>40</b>	<b>165</b>	<b>16</b>	<b>1</b>	<b>TOTALS</b>	<b>16</b>	<b>54</b>	<b>11</b>	<b>0</b>

PASSING									
TITANS	Att	Cmp	Yds	TD-I	RAVENS	Att	Cmp	Yds	TD-I
S. McNair	23	14	159	1-3	A. Wright	37	20	214	1-2
<b>TOTALS</b>	<b>23</b>	<b>12</b>	<b>159</b>	<b>1-3</b>	<b>TOTALS</b>	<b>37</b>	<b>20</b>	<b>214</b>	<b>1-2</b>

RECEIVING									
TITANS	Rec	Yds	Lg	TD	RAVENS	Rec	Yds	Lg	TD
D. Mason	3	28	12	0	T. Taylor	7	82	30	0
J. McCareins	2	62	49	1	T. Heap	6	80	35	1
F. Wycheck	2	17	14	0	C. Taylor	2	19	16	0
E. Kinney	2	12	6	0	T. Jones	2	16	9	0
E. George	2	9	6	0	J. Lewis	2	4	6	0
D. Bennett	1	17	17	0	M. Robinson	1	13	13	0
T. Calico	1	12	12	0					
C. Brown	1	2	2	0					
<b>TOTALS</b>	<b>14</b>	<b>159</b>	<b>49</b>	<b>1</b>	<b>TOTALS</b>	<b>20</b>	<b>214</b>	<b>35</b>	<b>1</b>

#### INDIVIDUAL DEFENSE (press box stats)

**TITANS** – Leading Tackler: K. Bulluck 8-0-8. Sacks: A. Haynesworth 1.0, K. Carter 1. Int.: S. Rolle 1, A. Dyson 1. FF: None. FR: None.  
**RAVENS** – Leading Tackler: R. Lewis 11-6-17. Sacks: None. Int.: W. Demps 1, C. McAlister 1, E. Reed 1. FF: None. FR: None.

## PLAYOFF GAME SUMMARIES

### AFC DIVISIONAL PLAYOFF GAME – 2003 New England 17, Tennessee 14 January 10, 2004 – Gillette Stadium

NFL co-MVP Steve McNair almost single-handedly took Tennessee downfield in the final minutes. But the man playing with a cracked bone spur in his left ankle saw his final pass fall in and out of the hands of Drew Bennett with 1:45 remaining in a 17-14 playoff loss to the eventual Super Bowl champion New England Patriots. The Titans (13-5) were trying to return to the AFC Championship for the third time in five seasons, and McNair nearly got them there. He tied the game with an 11-yard touchdown pass to Derrick Mason in the third quarter on a drive in which he was a perfect five of five for 59 yards. But the Titans came up just short on the final drive that included a pair of controversial calls against Tennessee. The game-time temperature at kickoff was four degrees with a wind-chill of minus 10. Winds were blowing at 10 mph. It marked the coldest game in both Patriots and Titans history. Rookie running back Chris Brown scored his second career touchdown – and second of the post-season – when he crossed the end zone from five yards out to tie the game at 7 in the first quarter.

Tennessee	..... 7	0	7	0	14
New England	..... 7	7	0	3	17

TEAM	SCORING PLAY	QTR-LEFT
Patriots	B. Johnson 41 pass from T. Brady (A. Vinatieri kick)	1-10:59
Titans	C. Brown 5 run (G. Anderson kick)	1-7:31
Patriots	A. Smith 1 run (A. Vinatieri kick)	2-13:46
Titans	D. Mason 11 pass from S. McNair (G. Anderson kick)	3-4:14
Patriots	A. Vinatieri 46 yd. field goal	4-4:06

**Missed FG:** G. Anderson 31B, A. Vinatieri 44WL  
**Attendance:** 68,436

	Patriots	Titans
First downs	18	16
3rd-down conversion-att	7-16-44%	7-13-54%
4th-down conversion-att	2-3-67%	0-1-0%
Total yards	297	284
Rushing yards	96	84
Passing yards	201	200
Passes-comp.-Int.	41-21-0	26-18-1
Punts-avg.	4-27.0	4-34.0
Punt return yards	1-9	0-0
Kickoff return yards	3-48	4-92
Fumbles-lost	1-1	0-0
Penalties-yards	2-14	9-55
Field goals made-att	1-2	0-1
Time of possession	28:02	31:58

RUSHING									
TITANS	Att	Yds	Lg	TD	PATRIOTS	Att	Yds	Lg	TD
E. George	16	48	9	0	A. Smith	16	69	17	1
C. Brown	7	35	13	1	K. Faulk	5	22	8	0
S. McNair	2	11	12	0	T. Brady	5	5	5	0
F. Wycheck	1	-10	-10	0	L. Centers	1	0	0	0
<b>TOTALS</b>	<b>26</b>	<b>84</b>	<b>13</b>	<b>1</b>	<b>TOTALS</b>	<b>27</b>	<b>96</b>	<b>17</b>	<b>1</b>

PASSING									
TITANS	Att	Cmp	Yds	TD-I	PATRIOTS	Att	Cmp	Yds	TD-I
S. McNair	26	18	210	1-1	T. Brady	41	21	201	1-0
<b>TOTALS</b>	<b>26</b>	<b>18</b>	<b>210</b>	<b>1-1</b>	<b>TOTALS</b>	<b>41</b>	<b>21</b>	<b>201</b>	<b>1-0</b>

RECEIVING									
TITANS	Rec	Yds	Lg	TD	PATRIOTS	Rec	Yds	Lg	TD
D. Mason	7	90	28	1	D. Givens	4	26	8	0
D. Bennett	3	48	24	0	C. Fauria	3	42	19	0
J. McCareins	2	21	11	0	K. Faulk	3	31	19	0
F. Wycheck	2	9	6	0	D. Branch	3	10	6	0
E. George	2	7	4	0	B. Johnson	2	55	41	1
T. Calico	1	30	30	0	T. Brown	2	11	7	0
E. Kinney	1	5	5	0	D. Ward	1	22	22	0
					L. Centers	1	4	4	0
					A. Smith	1	1	1	0
					D. Graham	1	-1	-1	0
<b>TOTALS</b>	<b>18</b>	<b>210</b>	<b>30</b>	<b>1</b>	<b>TOTALS</b>	<b>21</b>	<b>201</b>	<b>41</b>	<b>1</b>

#### INDIVIDUAL DEFENSE (press box stats)

**TITANS** – Leading Tackler: P. Sirmon 9-3-12. Sacks: None. Int.: None. FF: K. Carter 1. FR: C. Hall 1.

**PATRIOTS** – Leading Tackler: T. Bruschi 5-4-9. Sacks: W. McGinest 2.0, M. Vrabel 1.0. Int.: R. Harrison 1. FF: None. FR: None.

### AFC WILD CARD – 2007 Chargers 17, Titans 6 January 6, 2008 – Qualcomm Stadium

A pair of Rob Bironas field goals and a defense that held San Diego to 94 first-half yards enabled the Titans to take a 6-0 halftime lead in their first playoff game in four years. But San Diego scored 17 unanswered points in the second half, exploding for 256 yards, in a 17-6 victory at Qualcomm Stadium. Running back LaDainian Tomlinson was held to 42 yards, but got to celebrate the first playoff victory in three tries in his brilliant career. The Titans bottled up Tomlinson, the two-time NFL rushing champion, and dared quarterback Philip Rivers to beat them. The second-year starter did just that, throwing a 25-yard touchdown pass to Vincent Jackson late in the third quarter that gave San Diego its first lead at 10-6. Tomlinson finally found the end zone midway through the fourth quarter on a fourth-down leap over the pile from inside the 1-yard line that survived a video replay. Tennessee's defense dominated in the first half, holding San Diego to just 10 total yards and without a first down in the first quarter.

Tennessee	..... 3	3	0	0	6
San Diego	..... 0	0	10	7	17

TEAM	SCORING PLAY	QTR-LEFT
Titans	R. Bironas 30 field goal	1- 9:37
Titans	R. Bironas 44 field goal	2- 0:00
Chargers	N. Kaeding 20 field goal	3- 9:41
Chargers	V. Jackson 25 pass from P. Rivers (N. Kaeding kick)	3- 2:35
Chargers	L. Tomlinson 1 run (N. Kaeding kick)	4- 8:45

**Missed FG:** Kaeding, SD (45WR); Bironas, Tenn. (38WL)  
**Attendance:** 65,640

	Titans	Chargers
First downs	15	17
3rd-down conversion-att	9-16-56%	8-15-53%
4th-down conversion-att	0-0-0%	1-1-100%
Total yards	248	350
Rushing yards	119	68
Passing yards	129	282
Passes-comp.-Int.	29-16-1	30-19-1
Sacked-yards	3-9	1-10
Punts-avg.	5-39.6	4-40.8
Punt return yards	2-15	2-12
Kickoff return yards	4-71	2-40
Fumbles-lost	1-1	1-0
Penalties-yards	6-38	5-53
Field goals made-att	2-3	1-2
Time of possession	27:41	32:19

RUSHING									
TITANS	Att	Yds	Lg	TD	CHARGERS	Att	Yds	Lg	TD
L. White	19	69	13	0	L. Tomlinson	21	42	12	1
A. Hall	3	14	11	0	M. Turner	9	28	11	0
C. Brown	4	13	5	0	P. Rivers	2	-2	-1	0
V. Young	2	12	9	0					
C. Davis	1	11	11	0					
C. Henry	1	0	0	0					
<b>TOTALS</b>	<b>30</b>	<b>119</b>	<b>13</b>	<b>0</b>	<b>TOTALS</b>	<b>32</b>	<b>68</b>	<b>12</b>	<b>1</b>

PASSING									
TITANS	Att	Cmp	Yds	TD-I	CHARGERS	Att	Cmp	Yds	TD-I
V. Young	29	16	138	0-1	P. Rivers	30	19	292	1-1
<b>TOTALS</b>	<b>29</b>	<b>16</b>	<b>138</b>	<b>0-1</b>	<b>TOTALS</b>	<b>30</b>	<b>19</b>	<b>292</b>	<b>1-1</b>

RECEIVING									
TITANS	Rec	Yds	Lg	TD	CHARGERS	Rec	Yds	Lg	TD
B. Troupe	3	44	26	0	C. Chambers	6	121	39	0
E. Moulds	3	18	10	0	V. Jackson	5	114	34	1
B. Hartsock	3	16	6	0	L. Tomlinson	3	19	9	0
B. Ealy	2	17	9	0	B. Manumaleuna	2	18	9	0
C. Davis	2	11	7	0	A. Gates	2	15	16	0
J. Gage	1	19	19	0	C. Davis	1	5	5	0
A. Hall	1	16	16	0					
L. White	1	-3	-3	0					
<b>TOTALS</b>	<b>16</b>	<b>138</b>	<b>26</b>	<b>0</b>	<b>TOTALS</b>	<b>19</b>	<b>292</b>	<b>39</b>	<b>1</b>

#### INDIVIDUAL DEFENSE

(Opponents - press box stats; Titans - coaching stats)

**TITANS** – Leading Tackler: K. Bulluck 10-8-2. Sacks: C. Finnegan 1-10. Int.: C. Finnegan 1. FF: C. Finnegan 1. FR: None.

**CHARGERS** – Leading Tackler: S. Phillips 10-9-1. Sacks: S. Merriman 1-4, J. Cesaire 1-3, L. Castillo 1-2. Int.: D. Florence 1. FF: S. Merriman 1. FR: S. Phillips 1.

## PLAYOFF GAME SUMMARIES

**AFC DIVISIONAL GAME - 2008**  
**Titans 10, Ravens 13**  
**Saturday, Jan. 10, 2009 • LP Field**

Matt Stover connected on a 43-yard field goal with under a minute to play that proved to be the difference as the Ravens defeated the Titans 13-10 in a Divisional Round playoff game at LP Field. Despite being outgained 391-211 in total yards and gaining nine first downs to Tennessee's 21, Baltimore forced three turnovers, all as the Titans were driving inside the Ravens' 30-yard line. Receiver Justin Gage caught a career-high 10 balls for 135 yards, second in his career only to his 147-yard effort in Jacksonville earlier in the season. The Titans were held without a sack for the first time since Week 8. It marked only the third time all season that the Titans did not force a turnover. Defensively, Tennessee held a Baltimore rushing attack averaging four yards-per-carry to 50 yards on 30 carries. Chris Johnson rushed for 72 yards in the first quarter before leaving the game with an injured ankle.

<b>Baltimore</b> . . . . .	7	0	0	6	13
<b>Tennessee</b> . . . . .	7	0	0	3	10

TEAM	SCORING PLAY	QTR-LEFT
Titans	C. Johnson 8 run (R. Bironas kick)	1- 4:38
Ravens	D. Mason 48 pass from J. Flacco (M. Stover kick)	1- 1:20
Ravens	M. Stover 21 field goal	4-14:10
Titans	R. Bironas 27 field goal	4- 4:23
Ravens	M. Stover 43 field goal	4- 0:53

**Missed FG:** R. Bironas, Tenn. (51WL)  
**Attendance:** 69,143

	Ravens	Titans
First downs	9	21
3rd-down conversion-att	3-13-23%	4-14-29%
4th-down conversion-att	0-0-0%	0-2-0%
Total yards	211	391
Rushing yards	50	116
Passing yards	161	275
Passes-comp.-Int.	22-11-0	42-26-1
Sacked-yards	0-0	1-6
Punts-avg.	8-42.8	4-53.3
Punt return yards	1-29	3-8
Kickoff return yards	1-15	4-104
Fumbles-lost	0-0	5-2
Penalties-yards	8-40	12-89
Field goals made-att	2-2	1-2
Time of possession	25:53	34:07

RUSHING									
RAVENS	Att	Yds	Lg	TD	TITANS	Att	Yds	Lg	TD
W. McGahee	12	32	11	0	C. Johnson	11	72	32	1
L. McClain	12	12	8	0	L. White	15	45	12	0
J. Flacco	5	5	3	0	K. Collins	1	0	0	0
L. Neal	1	1	1	0	Q. Ganther	1	-1	-1	0
<b>TOTALS</b>	<b>30</b>	<b>50</b>	<b>11</b>	<b>0</b>	<b>TOTALS</b>	<b>28</b>	<b>116</b>	<b>32</b>	<b>1</b>

PASSING									
RAVENS	Att	Cmp	Yd	TD-I	TITANS	Att	Cmp	Yd	TD-I
J. Flacco	22	11	161	1-0	K. Collins	42	26	281	0-1
<b>TOTALS</b>	<b>22</b>	<b>11</b>	<b>161</b>	<b>1-0</b>	<b>TOTALS</b>	<b>42</b>	<b>26</b>	<b>281</b>	<b>0-1</b>

RECEIVING									
RAVENS	Rec	Yds	Lg	TD	TITANS	Rec	Yds	Lg	TD
D. Mason	5	78	48	1	J. Gage	10	135	24	0
M. Clayton	2	45	37	0	L. White	4	35	19	0
T. Heap	1	23	23	0	B. Scaife	4	23	14	0
L. Neal	1	7	7	0	J. McCareins	2	24	17	0
D. Wilcox	1	4	4	0	B. Jones	2	16	11	0
W. McGahee	1	4	4	0	A. Crumpler	2	9	7	0
					C. Johnson	1	28	28	0
					A. Hall	1	11	11	0
<b>TOTALS</b>	<b>11</b>	<b>161</b>	<b>48</b>	<b>1</b>	<b>TOTALS</b>	<b>26</b>	<b>281</b>	<b>28</b>	<b>0</b>

## INDIVIDUAL DEFENSE

(Titans - Coaching Stats; Opponents - Press Box Stats)

**TITANS** – Leading Tacklers: Bulluck 8-5-3. Sacks: None. Int.: None. FF: None. FR: None.

**RAVENS** – Leading Tacklers: R. Lewis 11-8-3, B. Scott 11-9-2. Sacks: T. Suggs 1. Int.: S. Rolle 1. FF: Johnson 1, Leonhard 1, Lewis 1. FR: Leonhard 1, Washington 1.